M+

M+ CONSULTANCY JV

SUBMISSION OF LANDSCAPE MITIGATION PLAN

(REV. H)

CHECKING ROUTING SHEET

CLIENT	West Kowloon Cultural District Authority	
PROJECT TITLE	Consultancy Services for M+ Museum for Visual Culture in West Kowloon Cultural District	
DOCUMENT TITLE	Submission of Landscape Mitigation Plan (Rev H)	
PREPARED BY	NAME	Stanley Sze (ISA Certified Arbotist HK-0034A)
	SIGNED	
	DATE	27 Nov 2020
CHECKED BY	NAME	Lam Tak Wah (RLA 070)
	SIGNED	
	DATE	27 Nov 2020

West Kowloon Cultural District Authority

Underpass Road and Austin Road Flyover Serving the West Kowloon Cultural District

Landscape Mitigation Plan

(December 2020)



Verified by: Claudine Lee

Position: Independent Environmental Checker

Date: 1 Dec 2020

West Kowloon Cultural District Authority

Underpass Road and Austin Road Flyover Serving the West Kowloon Cultural District

Landscape Mitigation Plan

(December 2020)

Signature	:	
Certified by	:	Mr. CK Wu
Position	:	Environmental Team Leader
Date	:	01 DECEMBER 2020

Project	
Museum for Visual Culture in West Kowloon Cultural District	
Client **WKCDA**	Consultant **M+ Consultancy JV (MJV)**
Element 3AXXX-TFP-LAN-REP-0002-LMP-WS2-XH Submission of Landscape Mitigation Plan	Other
Discipline LAN	

Rev	Date	Prepared by	Checked by	Approved by	Endorsed by	Description	Status
H	27 Nov 2020	Arup	TFP			Submission of Landscape Mitigation Plan	For review
G	15 Aug 2020	Arup	TFP			Submission of Landscape Mitigation Plan	For review
F	25 May 2020	Arup	TFP			Submission of Landscape Mitigation Plan	For review
E	10 DEC 2014	Arup	TFP			Submission of Landscape Mitigation Plan	For review
D	28 Nov 2014	Arup	TFP			Submission of Landscape Mitigation Plan	For review
C	23 Sept 2014	Arup	TFP			Submission of Landscape Mitigation Plan	For review
B	30 Jul 2014	Arup	TFP			Submission of Landscape Mitigation Plan	For review
A	25 Jun 2014	Arup	TFP			Submission of Landscape Mitigation Plan	For review

Internal Review and Approval Table

Rev	Date	Prepared by	Checked by	Approved by	Endorsed by	Description	Status
H	27 Nov 2020	Arup	TFP			Submission of Landscape Mitigation Plan	
G	15 Aug 2020	Arup	TFP			Submission of Landscape Mitigation Plan	
F	22 May 2020	Arup	TFP			Submission of Landscape Mitigation Plan	
E	10 DEC 2014	Arup	TFP			Submission of Landscape Mitigation Plan	
D	28 Nov 2014	Arup	TFP			Submission of Landscape Mitigation Plan	
C	19 Sept 2014	Arup	TFP			Submission of Landscape Mitigation Plan	
B	25 Jun 2014	Arup	TFP			Submission of Landscape Mitigation Plan	

1 INTRODUCTION

1.1 Project Background

1.1.1 The West Kowloon Cultural District Authority (named “Authority” hereafter) is invested by the Government of the Hong Kong Special Administrative Region to meet the long term infrastructure needs of the arts and cultural sector, which is a vital part of any world-class city’s economic and social fabric. The West Kowloon Cultural District Authority ("WKCDA") was established under the West Kowloon Cultural District Authority Ordinance ("WKCDA Ordinance"), Cap. 601, to develop the WKCD (named “the Site” hereafter). The WKCD include:

i) Planning, design and construction of 17 core arts and cultural facilities (CACF) (comprising 15 performing arts venues, a cultural institution with museum functions (M+) together with its off-site conservatory laboratory and storage facilities, and as exhibition centre), other arts and cultural facilities (OACF), Retail, Dining and Entertainment (RDE) facilities, transport facilities and 23 ha public open space (which collectively constitute the “Capital Projects”);

ii) Planning, design and construction of 17 core arts and cultural facilities (CACF) (comprising 15 performing arts venues, a cultural institution with museum functions (M+) together with its off-site conservatory laboratory and storage facilities, and as exhibition centre), other arts and cultural facilities (OACF), Retail, Dining and Entertainment (RDE) facilities, transport facilities and 23 ha public open space (which collectively constitute the “Capital Projects”);

iii) Planning of the WKCD and project management which include consultancies, technical studies and public consultations for the preparation of a development plan for the whole WKCD site, and project management during the planning and construction stage;

iv) Major repair and renovation of the facilities; and iv) Collection, exhibition development, conservation laboratory equipment and library setup for the M+.

1.1.2 M+ Consultancy JV (MJV) was appointed as the consultant for the Design and Administration of the Construction of M+ (Phase 1) for the West Kowloon Cultural District Authority on 16 July 2013.

1.1.3 The Environmental Permit (EP) No. EP-453/2013/B was granted to the West Kowloon Cultural District Authority on 27 July 2016 for the construction and operation of the "Underpass Road and Austin Road Flyover Serving the West Kowloon Cultural District" (the Project) based on the approved Environmental Impact Assessment (EIA) Report for the West Kowloon Cultural District (WKCD) (Register No. AEIAR-178/2013). The Underpass Road forms part of the infrastructure works for the WKCD development and shall be constructed as part of the individual WKCD development parcels in phases. Please refer to Appendix (v) showing the extent of Underpass Road at individual development parcels and relevant implementation phasing. The landscape mitigation plan for this submission will cover the area only for the M+ Development, including the basement, podium, M+ Tower, M+ Conservation Storage Facilities (CSF), and RDE Tower, while the landscape mitigation plan for the remaining development parcels of WKCD will be provided under the WKCD project. The Construction of the Austin Road Flyover serving WKCD is outside the M+ Boundary and the respective landscape mitigation plan will be provided by others and not in this report.

1.2 M+ Advanced Works

1.2.1 M+ is the new museum for visual culture in the West Kowloon Cultural District, encompassing 20th and 21st century art, design, architecture and the moving image from Hong Kong, China, Asia and beyond. From its vantage point in one of the world’s most dynamic regions, M+ will document the past, inform the present and contribute to the future of visual culture within an ever more interconnected global landscape. The museum will take a multidisciplinary approach that both challenges and respects existing boundaries, while creating a meeting point for a diversity of perspectives, narratives and audiences. M+ has already embarked on a number of public programmes and exhibitions, and begun to assemble its permanent collection in the run-up to the opening of its around 60,000 square metre building located in the West Kowloon Cultural District overlooking Hong Kong’s iconic Victoria Harbour.

1.2.2 According to the M+ Master Programme, the site clearance works was commenced on 13 May 2014, and completed on 8th August 2014. While the expected Occupation Permit (OP) completion date for Main Contract construction works to be in 2020, leading to the opening of the museum in mid-2021.

1.3 Objective and Purpose of this Report

1.3.1 Pursuant to the Condition 2.5 of the Environmental Permit No. EP-453/2013/B, the Permit Holder shall, no later than one month before the commencement of construction of the project, deposit with the Director of EPD four hard copies and one electronic copy of a Landscape Mitigation Plan to demonstrate the compliance of Landscape Mitigation Plan with Landscape and Visual Mitigation Measures as recommended in the Approved EIA Report (Register No.: AEIAR-178/2013). Part of the “Underpass Road Serving the Planned WKCD” is within the M+ Boundary (see **Figure 1.3**), thus, this landscape mitigation plan report will only cover the area for the M+ development, including the basement, podium, M+ Tower, M+ Conservation Storage Facility (CSF) and RDE Tower. The landscape mitigation plan for other remaining areas will be provided separately by WKCDA, and the phasing plan of the Underpass Road Serving the WKCD is shown in Appendix (v) of this Landscape Mitigation Plan (LMP).

1.3.2 The Landscape Mitigation Plan with drawings showing the landscape and visual mitigation measures for the M+ Development are summarized in **table 1**.

Table 1: Landscape Mitigation Plan Summary

i) Summary of the landscape mitigation proposal and demonstration of the proposal in conforming to the information and recommendations in the EIA Report (Register No.: AEIAR-178/12013)	Please refer to **item (i)** details.
ii) Locations of landscape and visual mitigation measures as recommended in the EIA report (Register No.: AEIAR-178/2013);	Please refer to **item (ii)** for details.
iii) Locations, size, number and plant species of trees to be retained;	There are no trees to be retained within the M+ boundary. Therefore, this item is not applicable.
iv) Locations, size, number and plant species of trees to be transplanted and their final transplanting locations;	There are no trees to be transplanted within the M+ boundary. Therefore, this item is not applicable.
v) Locations, size, number and plant species of compensatory planting, buffer planting and ornamental planting; and	Please refer to **item (v)** for details.
vi) Landscape, architectural and chromatic treatment of the hard architectural and engineering structures and facilities.	Please refer to **item (vi)** for details.

Figure 1.3 Overlay of the “Underpass Road” with M+ development package boundary

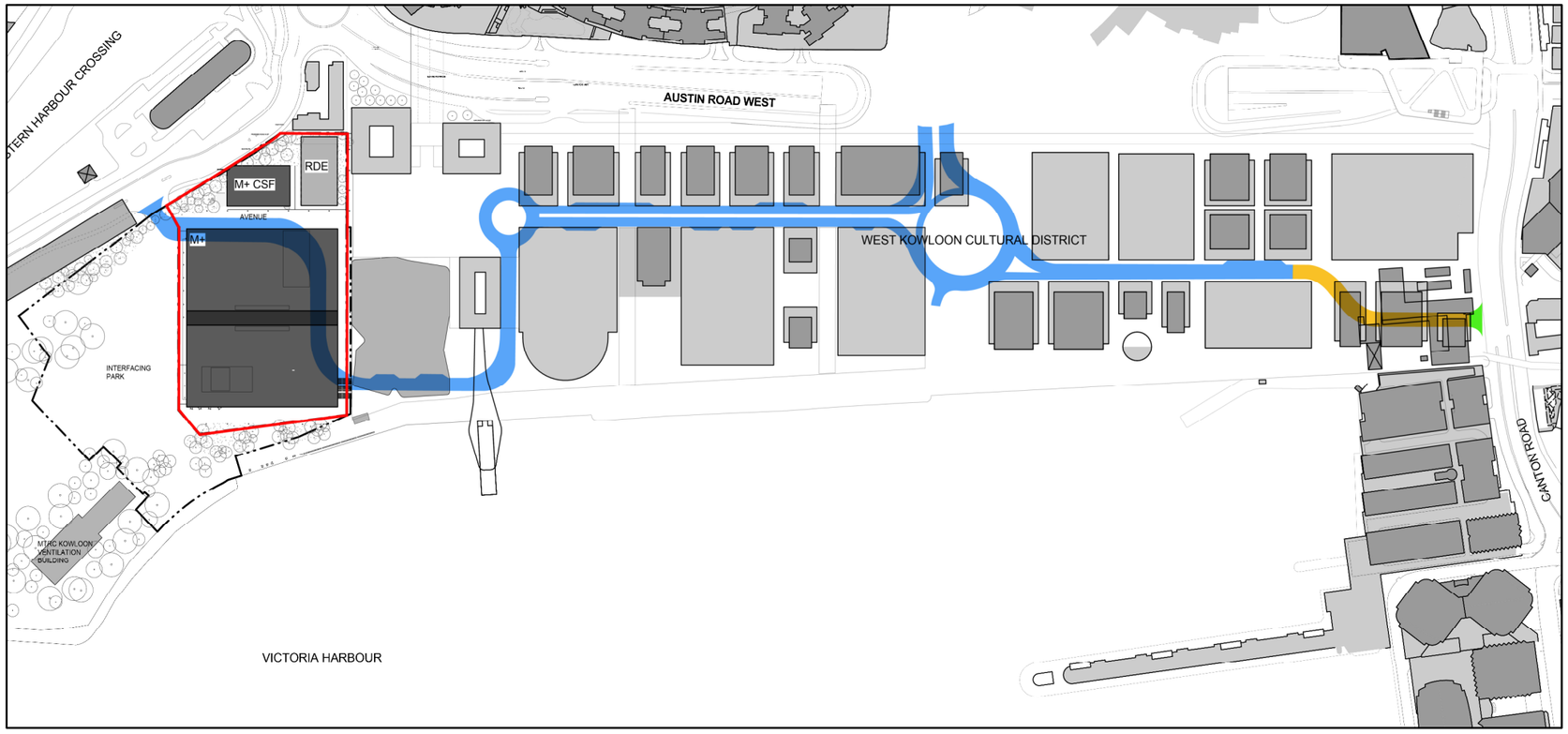

Legends:

- Underpass Road serving the WKCD
- Underground Road after Relocation of the Tsim Sha Tsui Fire Station
- Open Road Section of Length about 15m
- M+ Package Boundary

Landscape Mitigation Plan

ITEM (i). SUMMARY OF THE LANDSCAPE MITIGATION PROPOSAL AND DEMONSTRATION OF THE PROPOSAL IN CONFORMING TO THE INFORMATION AND RECOMMENDATIONS IN THE EIA REPORT (REGISTER NO.: AEIAR-178/12013)	PAGE 2-8
ITEM (ii). LOCATIONS OF LANDSCAPE AND VISUAL MITIGATION MEASURES AS RECOMMENDED IN THE EIA REPORT (REGISTER NO.: AEIAR-178/2013);	PAGE 9-17
ITEM (iii). LOCATIONS, SIZE, NUMBER AND PLANT SPECIES OF TREES TO BE RETAINED;	PAGE 18-20
ITEM (iv). LOCATIONS, SIZE, NUMBER AND PLANT SPECIES OF TREES TO BE TRANSPLANTED AND THEIR FINAL TRANSPLANTING LOCATIONS;	PAGE 18-20
ITEM (v). LOCATIONS, SIZE, NUMBER AND PLANT SPECIES OF COMPENSATORY PLANTING, BUFFER PLANTING AND ORNAMENTAL PLANTING; AND	PAGE 21-24
ITEM (vi). LANDSCAPE, ARCHITECTURAL AND CHROMATIC TREATMENT OF THE HARD ARCHITECTURAL AND ENGINEERING STRUCTURES AND FACILITIES.	PAGE 25-32

Appendices

Appendix (i): DLO Approval of Tree Removal and Compensatory Proposal
Appendix (ii): Underpass Road overlaid with Tree Survey Plan
Appendix (iii): Post Planting Care Plan
Appendix (iv): Landscape Concept Plans (Drawings extracted from the Approved EIA Report)
Appendix (v): Phasing Plan of the Underpass Road serving WKCD
Appendix (vi): Greening Plans of G/F, B1/F Streetscape and Third Floor Roof
Appendix (vii): Greening Measurement
Appendix (viii): Buildings Design Drawings
Appendix (ix): irrigation and drainage details for the vertical greening to demonstrate its viability

Item (i):

Summary of the Landscape Mitigation proposal and Demonstration of the Proposal in conforming to the information and Recommendations in the EIA Report (Register No. : AEIAR-178/2013)

	Suggested Landscape Mitigation Measures in Section 10.7 of (AEIAR-178/2013)	Landscape and Visual Mitigation Measures adopted in the Landscape Mitigation Pan	Requirements of the Mitigation Measures	Who to implement	When to implement the measures	Remarks
	Construction Phase					
CM1	Trees should be retained in situ on site as far as possible. Should tree removal be unavoidable due to construction impacts, trees will be transplanted or felled with reference to the stated criteria in the Tree Removal Applications to be submitted to relevant government departments for approval in accordance with ETWB TCW No. 29/2004 and 10/2013.	Existing trees within the site area of the M+ will be felled and compensatory tree planting was proposed.	Complied. Tree Removal Application for the M+ development is approved on 07 Aug 2014 under DLO letter ref.: (29) in DLOKW KX 2844(T) III. Please refer to appendix (i) for the approved Tree Survey Plan and Tree Compensatory Plan. Please refer to appendix (ii) for the project boundary of the underpass road overlaid with the Tree survey plan for the M+ development.	Contractor	Throughout the construction phase	
CM2	Compensatory tree planting shall be incorporated to the proposed project and maximize the new tree, shrubs and other vegetation planting to compensate tree felled and vegetation removed. Also, implementation of compensatory planting should be of a ratio not less than 1:1 in terms of quality and quantity within the WKCD site	Compensatory tree planting was incorporated into the WKCDA Artpark.	Complied. Please refer to item (v) for the location of the compensatory tree planting.	Contractor	Throughout the construction phase	
CM3	Buffer trees for screening purposes to soften the hard architectural and engineering structures and facilities.	Various types of buffer screen trees were incorporated into the M+ project site.	Complied. Please refer to item (v) for the location of the buffer tree planting.	Contractor	Throughout the construction phase	
CM4	Softscape treatments such as vertical green wall panel /planting of climbing and/or weeping plants, etc, to maximize the green coverage and soften the hard architectural and engineering structures and facilities.	Climbers planted along northern perimeter and on the Conservation Storage Facility (CSF) facade. This provides highlights to the fair-faced concrete façade facing the approach from Museum Drive.	Complied. Please refer to item (ii) for the self-clinging climber and climber on wire mesh on façade (CM4).	Detailed Design Consultant/ Contractor	Throughout the construction phase	
CM5	Roof greening by means of intensive and extensive green roof to maximize the green coverage end improve aesthetic appeal and visual quality of the building/structure.	Extensive green roof is proposed on M+ third floor podium.	Complied. Landscape design for the Terrace garden located in 3/F are provided in Appendix (vi) for easy reference.	Detailed Design Consultant/ Contractor	Throughout the construction phase	
CM6	Sensitive streetscape design should be incorporated along all new roads and streets.	Along the northern perimeter, inter-planting of diverse trees forms a thick	Complied. For the locations and streetscape	Detailed Design Consultant/ Contractor	Throughout the construction phase	

(i). Summary of Compliance of Landscape Mitigation Plan with Landscape and Visual Mitigation Measures in section 10.7 of AEIAR – 178/2013

	Suggested Landscape Mitigation Measures in Section 10.7 of (AEIAR-178/2013)	Landscape and Visual Mitigation Measures adopted in the Landscape Mitigation Pan	Requirements of the Mitigation Measures	Who to implement	When to implement the measures	Remarks
		living wall, providing a sense of enclosure internally and visually buffering the large buildings to the north of the site. Specific placement of the trees is dependent on the structural elements below grade. Trees have been selected for their structural characteristics. *Eucalyptus tereticornis* forms the upper canopy. It is traditionally planted to form barriers, and grows tall and straight very quickly. It has fragrant leaves and flowers, and lovely peeling bark. The lower canopy consists of the native trees *Sterculia lanceolata* and *Viburnum odoratissimum*. These species have an expressive and organic habit, and will grow out and away from the Eucalyptus flank. The understory is composed of *Polyspora axillaris* and *Ligustrum sinense*. These are a flowering small trees or large shrubs with a light canopy and wide branching habit. The Avenue will also adopt same lamp pole design which is consistent with adjacent Art Park, promenade to provide a sense of cultural district.	design of CM6, please refer to item (ii).			
CM7	Structure, ornamental planting shall be provided along amenity strips to enhance the landscape quality.	Various types of trees and shrubs were proposed in the planting area to enhance the landscape quality.	Complied. Please refer to item (v) for the location of the structural and ornamental tree planting. Please refer to Appendix (vi) for planting plans and landscape design drawings.	Contractor	Throughout the construction phase	

	Suggested Landscape Mitigation Measures in Section 10.7 of (AEIAR-178/2013)	Landscape and Visual Mitigation Measures adopted in the Landscape Mitigation Pan	Requirements of the Mitigation Measures	Who to implement	When to implement the measures	Remarks
CM8	Landscape design shall be incorporated to architectural and engineering structures in order to provide aesthetically pleasing designs.	Landscape design for the third floor roof greening, and the planting area (to be carried out by other contracts) next to waterfront promenade were proposed to provide aesthetically pleasing designs. The 3/F roof slab structure was designed to cater the loading for planting, fall and drainage design of the roof greenery. This roof slab level was set to allow planters to be recessed from the hard-paved level and maximize the view to Victoria Harbour from the roof deck and from the building interior. In addition, the 3/F roof garden is accessed through stepped courtyard on the pitched roof structure of the museum learning centre. The design integrates the architectural language, structure and landscape design.	Complied. For the details of the design drawings regarding the incorporation of landscape design to architectural and engineering structures (CM8), please refer to Appendix (Viii).	Detailed Design Consultant/ Contractor	Throughout the construction phase	
CM9	Minimize the structure of marine facilities to built on the seabed and foreshore in order to minimize the affected extent to the waterbody.	Not applicable to M+.	Not applicable to M+.	Not applicable to M+.	Not applicable to M+.	
	Operation Phase					
OM1	Provide proper planting establishment works, including watering pruning, weeding, pest control, replacement of dead plant, etc, on the new planting areas to enhance the aesthetic design degree.	Planting establishment works was incorporated into the M+ Development.	Complied. Refer to Appendix (iii) – Post Planting Care Plan	Contractor	Throughout the construction phase	
OM2	Provision of open space in various forms and at different levels on or above ground, including park, waterfront promenade,	The landscape design intention of the third floor podium and B1 level are	Complied. Please refer to item (ii) for the location of Avenue at Ground	Detailed Design Consultant/ Contractor	Throughout the construction phase	

(i). Summary of Compliance of Landscape Mitigation Plan with Landscape and Visual Mitigation Measures in section 10.7 of AEIAR – 178/2013

	Suggested Landscape Mitigation Measures in Section 10.7 of (AEIAR-178/2013)	Landscape and Visual Mitigation Measures adopted in the Landscape Mitigation Pan	Requirements of the Mitigation Measures	Who to implement	When to implement the measures	Remarks
	piazzas and terrace garden and associated green connections for public enjoyment.	both accessible for public enjoyment of the magnificent sea view. Various activities and facilities are proposed on third floor podium, such as outdoor cafeteria, art/ sculpture display, shading structures, sitting out area.	level, B1/F Promenade Terrace and 3/F Terrace Garden.			
	Visual mitigation Measures during construction phase					
MCP1	Use of decorative screen hoarding/boards	Use of decorative hoarding to minimize visual impact of the construction site.	Complied. Decorative screen Graphics will be provided for the hoardings. Please refer to item (ii) for location of MCP1.	Contractor	Throughout the construction phase	
MCP2	Early introduction of landscape treatments	Soft landscape treatment will be introduced once the planting areas become available.	Complied.	Contractor	Throughout the construction phase	
MCP3	During the transition period, the temporary ventilation shafts for the basement will adopt a light colour.	Not applicable to M+	Not applicable to M+	Not applicable to M+	Not applicable to M+	
MCP4	Control of night time lighting such as avoidance of lighting from spilling onto nearby residential developments.	No night-time work is allowed for the Construction Works.	Restrict construction working hour from 7am to 7pm is proposed. Contractor to provide lighting specification and method statement for use in the construction site.	Contractor	Throughout the construction phase	
MCP5	The use of greenery such as grass cover for the temporary open areas will help achieve the visual balance and soften the hard edges of the structures.	Phasing strategy for M+ has been changed. Due to the planned programme to deliver the M+ Museum and its ancillary facilities, construction works at M+ Phase 1 and Phase 2 area will now commence together as one construction project to	Not applicable to M+	Not applicable to M+	Not applicable to M+	

	Suggested Landscape Mitigation Measures in Section 10.7 of (AEIAR-178/2013)	Landscape and Visual Mitigation Measures adopted in the Landscape Mitigation Pan	Requirements of the Mitigation Measures	Who to implement	When to implement the measures	Remarks
		ensure the overall museum complex is realized simultaneously. Consequently, temporary landscaping at the M+ phase 2 area cannot now be provided as this area will be part of the overall construction area for the project.				
	Visual Mitigation Measures during Operation Phase					
MOP1	Undulating berms and the trees planted in the surroundings of the ventilation buildings	Not applicable to M+	Not applicable to M+	Not applicable to M+	Not applicable to M+	
MOP2	Clusters of shade planting and appropriate landscaping are designed to provide a relaxing waterfront environment, soften the water edge and helps mitigate the visual impacts associated with the existing MTR and WHC ventilation buildings.	Not applicable to M+	Not applicable to M+	Not applicable to M+	Not applicable to M+	
MOP3	The unique designed roof top gardens and green roof could be considered as mitigation measures to lessen the visual impacts and provide new visual resources when viewed from the VSRs at higher level.	Extensive green roof is proposed on third floor Terrace Garden.	Complied. Landscape design for the Terrace garden located in 3/F are provided in Appendix (vi) for easy reference.	Design Architect/ Contractor	Throughout the construction phase	
MOP4	Buffer trees for screening purposes or other softscape treatments such as green wall/ climbers/ green roof/ vertical greening shall be incorporated to soften the hard architectural and engineering structures and facilities	Various types of buffer screen trees were incorporated into the M+ project site. Climbers planted along northern perimeter and on the Conservation Storage Facility (CSF) facade. This provides highlights to the fair-faced concrete façade facing the approach from Museum Drive.	Complied. Please refer to item (ii), (v) and (vi) for the location of the buffer tree planting.	Contractor	Throughout the construction phase	
MOP5	Adoption of natural color tones (e.g. green color) for wind turbines located along the waterfront, to make them visually more compatible with the surroundings.	Not applicable to M+	Not applicable to M+	Not applicable to M+	Not applicable to M+	

	Suggested Landscape Mitigation Measures in Section 10.7 of (AEIAR-178/2013)	Landscape and Visual Mitigation Measures adopted in the Landscape Mitigation Pan	Requirements of the Mitigation Measures	Who to implement	When to implement the measures	Remarks
MOP6	Appropriate positioning and angling of the solar panels to avoid significant visual impacts on the VSRs located at upper levels in close proximity.	Not applicable to M+	Not applicable to M+	Not applicable to M+	Not applicable to M+	
MOP7	Aesthetic design of roads and streetscapes.	Avenue at Ground Level	Complied. For the locations and streetscape design of MOP7, please refer to item (ii).	Design Architect/ Contractor	Throughout the construction phase	
MOP8	Human scale design for the WKT plaza and the intersection of Canton Road and Austin Road West	Not applicable to M+	Not applicable to M+	Not applicable to M+	Not applicable to M+	
MOP9	Night time lighting control measures such as the use of sensors and timers could help reduce usage after hours.	Night time lighting control measures, namely, the use of sensors and timers, are incorporated into the M+ Development.	Complied. Lighting control measures will be used.	WKCDA/ developer of individual buildings	Throughout the operation phase	

(i). Summary of Compliance of Landscape Mitigation Plan with Landscape and Visual Mitigation Measures in section 10.7 of AEIAR – 178/2013

Item (ii):
Locations of the Landscape and Visual Mitigation Measures as recommended in the EIA Report (Register No.: AEIAR – 178/2013)

Landscape Mitigation Measures during Construction Phase (from Approved EIA report Table 10.18)

CM1 - Trees should be retained in situ on site as far as possible. Should tree removal be unavoidable due to construction impacts, trees will be transplanted or felled with reference to the stated criteria in the Tree Removal Applications to be submitted to relevant government departments for approval in accordance to ETWB TCW No. 29/2004 and 10/2013.

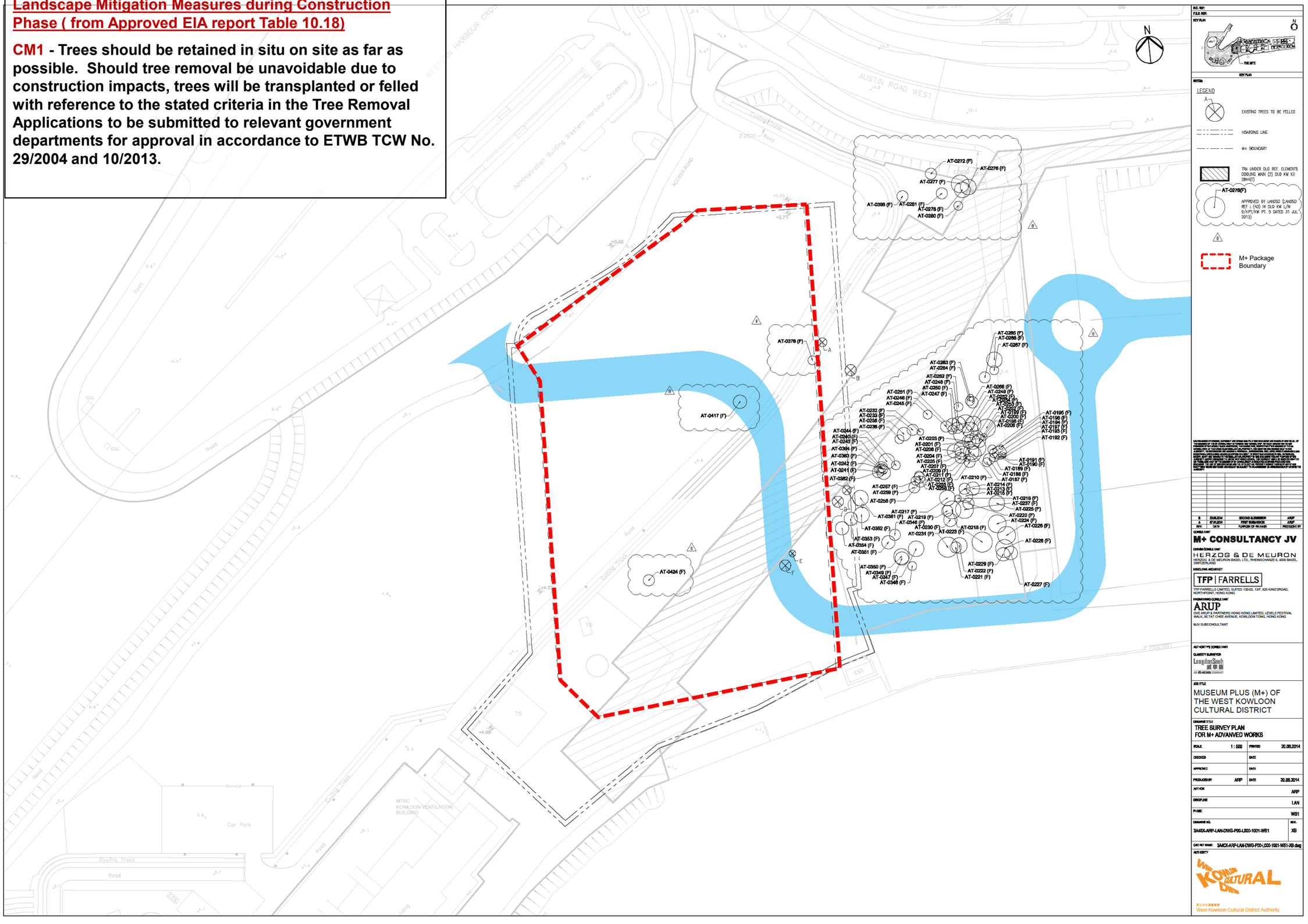

(ii). Locations of the Landscape and Visual Mitigation Measures as recommended in the EIA Report (Register No.: AEIAR – 178/2013)

Landscape Mitigation Measures during Construction Phase (from report Table 10.18)

CM2 - Compensatory tree planting shall be incorporated to the proposed project and maximize the new tree, shrubs and other vegetation planting to compensate tree felled and vegetation removed. Also, implementation of compensatory planting should be of a ratio not less than 1:1 in terms of quality and quantity within the WKCD site.

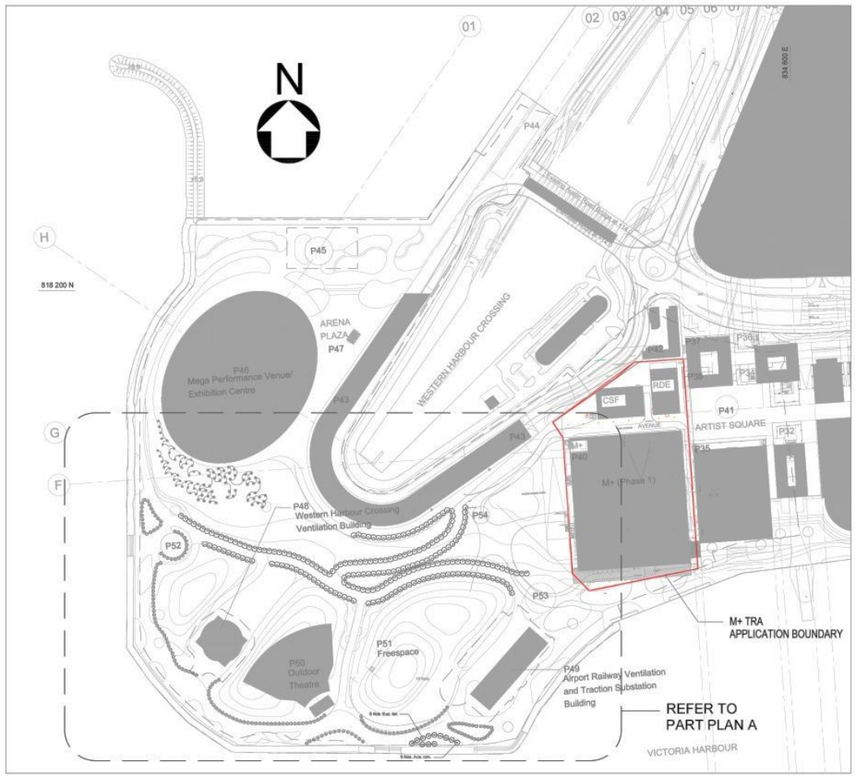

PLAN 1 : 2000 @ A0

PROPOSED COMPENSATORY TREE PLANTING UNDER CURRENT SUBMISSION

COMPENSATORY TREE PLANTING UNDER APPROVED TRA REPORT BY LandsD [LandsD Ref.: (20) in DLOKW KX 2844 (T) III]

COMPENSATORY TREE PLANTING UNDER APPROVED TRA REPORT BY LandsD [LandsD Ref.: (43) in DLOKW L/M 9/KPT/KW Pt.5]

COMPENSATORY TREE PLANTING FOR TREE NURSERY FOR WKCD [UNDER SEPERATE SUBMISSION]

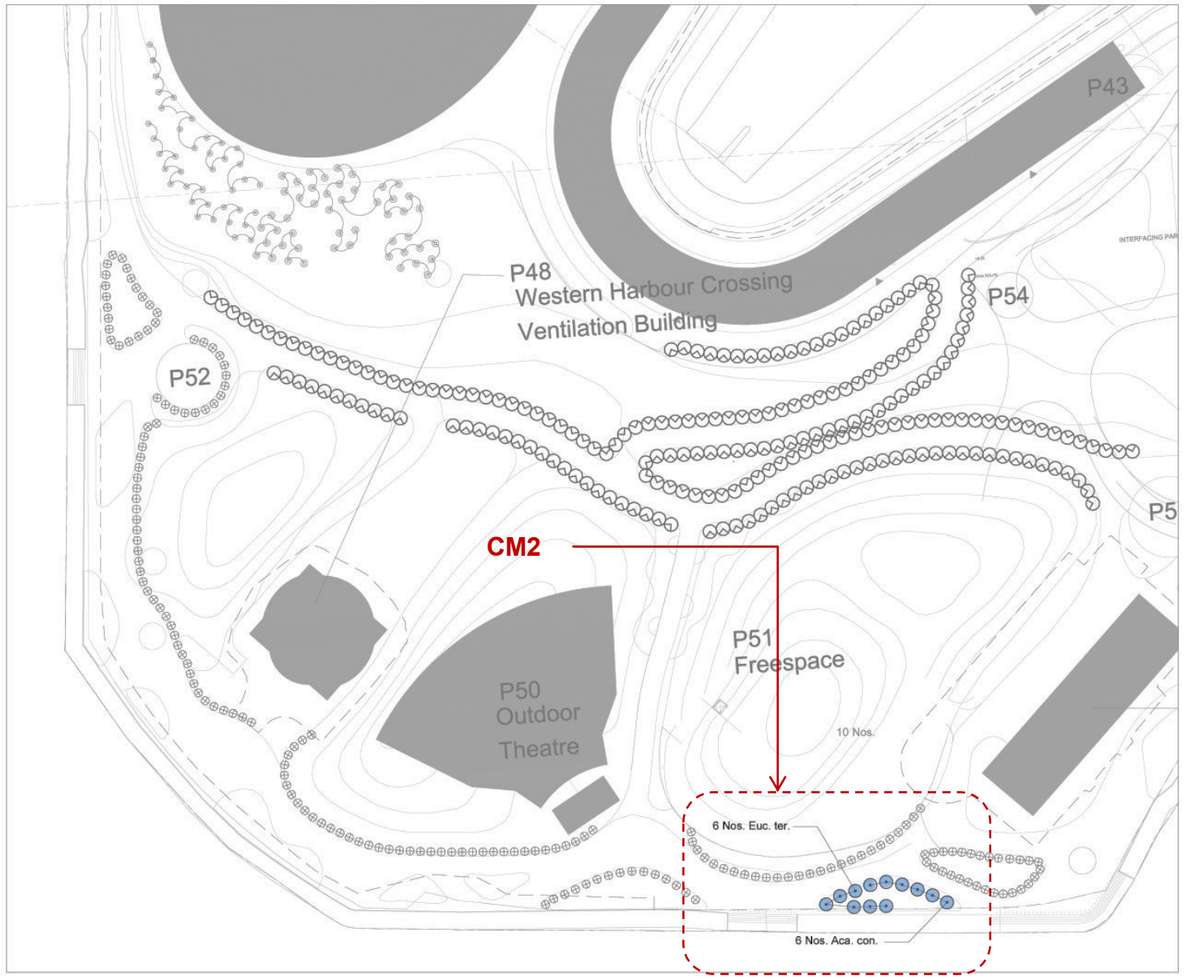

PART PLAN A 1 : 750 @ A0

BOTANICAL NAME	ABB.	CHINESE NAME	DBH (mm)	SPACING (m)	QUANTITY (nos.)
Acacia confusa	*Aca. con.*	台灣相思	100	5	6
Eucalyptus tereticornis	*Euc. ter.*	細葉桉	100	5	6
TOTAL					12

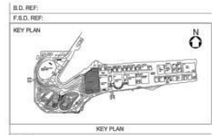

NOTES:
1. THIS DOCUMENT IS RELEASED FOR LMP SUBMISSION.
2. ALL MEASUREMENTS ARE IN MILLIMETERS UNLESS OTHERWISE NOTED.
3. ALL LEVELS AND DATUM HEIGHTS ARE MEASURED IN mPD.
4. ALL LEVELS INDICATED ARE TO FINISH FLOOR LEVELS.
5. NOT ALL ELEMENTS ARE SHOWN ON LANDSCAPE DRAWINGS. SEE CIVIL, ARCHITECTURAL, STRUCTURAL, MECHANICAL, ELECTRICAL, AND GEOTECHNICAL DRAWINGS.
6. DRAWINGS ARE IN PART INDICATIVE OF DESIGN INTENT ONLY AND DO NOT NECESSARILY SHOW COMPLETE DETAILS OF CONSTRUCTION, MATERIALS, PERFORMANCE OR INSTALLATION.

UNLESS NOTED OTHERWISE, COPYRIGHT AND DESIGN RIGHTS IN THIS DOCUMENT ARE OWNED BY ONE OR ALL OF THE MEMBERS OF THE M+ CONSULTANCY JV FORMING THE CONSULTANT (AS DEFINED IN THE CONSULTANCY AGREEMENT DATED THE CONSULTANCY AGREEMENT) THE CONSULTANT, RESPECTIVELY THE MEMBER OF THE M+ CONSULTANCY JV THAT OWNS SUCH INTELLECTUAL PROPERTY, AND ARE PROTECTED BY THE LAWS OF HONG KONG AND OTHER COUNTRIES. THE AUTHORITY HAS A PERPETUAL, UNRESTRICTED, EXCLUSIVE, ROYALTY ASSIGNABLE AND IRREVOCABLE WORLDWIDE LICENCE (CARRYING THE RIGHT TO GRANT SUB-LICENCES) TO USE, REPRODUCE, MODIFY, ADAPT AND TRANSLATE THE INTELLECTUAL PROPERTY IN THIS DOCUMENT FOR ANY PURPOSE OF THE AUTHORITY NOTWITHSTANDING THE ABOVE MENTIONED LICENCE, THIS DOCUMENT SHALL BE MODIFIED ADAPTED OR TRANSLATED ONLY BY THE MEMBER OF M+ CONSULTANCY JV INDICATED AS HAVING PRODUCED THIS DOCUMENT. THE USE OF THIS DOCUMENT AND THE INTELLECTUAL PROPERTY VESTED THEREIN BY ANY OTHER PARTY THAN THOSE MENTIONED ABOVE MUST BE SUBJECT TO AN AGREEMENT OR AUTHORISATION BY OR WITH THE AUTHORITY.

REV.	DATE	PURPOSE OF RELEASE	PRODUCED BY
B	20.06.2014	SECOND SUBMISSION	ARP
A	07.01.2014	FIRST SUBMISSION	ARP

CONSULTANT
M+ CONSULTANCY JV
DESIGN CONSULTANT
HERZOG & DE MEURON
HERZOG & DE MEURON BASEL LTD., RHEINSCHANZE 6, 4056 BASEL, SWITZERLAND
EXECUTIVE ARCHITECT
TFP | FARRELLS
TFP FARRELLS LIMITED, SUITES 130-132, 13/F., 625 KINGSROAD, NORTH POINT, HONG KONG
ENGINEERING CONSULTANT
ARUP
OVE ARUP & PARTNERS HONG KONG LIMITED, LEVELS FESTIVAL WALK, 80 TAT CHEE AVENUE, KOWLOON TONG, HONG KONG
M/V SUBCONSULTANT
AUTHORITY'S CONSULTANT
QUANTITY SURVEYOR
LangdonSeah
JOB TITLE
MUSEUM PLUS (M+) OF THE WEST KOWLOON CULTURAL DISTRICT
DRAWING TITLE
TREE COMPENSATORY PLAN FOR M+ ADVANCED WORKS

SCALE	AS SHOWN	PRINTED	20.06.2014
CHECKED		DATE	
APPROVED		DATE	
PRODUCED BY	ARP	DATE	20.06.2014
AUTHOR			ARP
DISCIPLINE			LAN
PHASE			WS1
DRAWING NO.	3A40X-ARP-LAN-DWG-P00-L000-1002-WS1		REV. XB
CAD REF NAME:	3A40X-ARP-LAN-DWG-P00-L000-1002-WS-XB		

AUTHORITY
WEST KOWLOON CULTURAL DISTRICT
西九文化區管理局
West Kowloon Cultural District Authority

(ii). Locations of the Landscape and Visual Mitigation Measures as recommended in the EIA Report (Register No.: AEIAR – 178/2013)

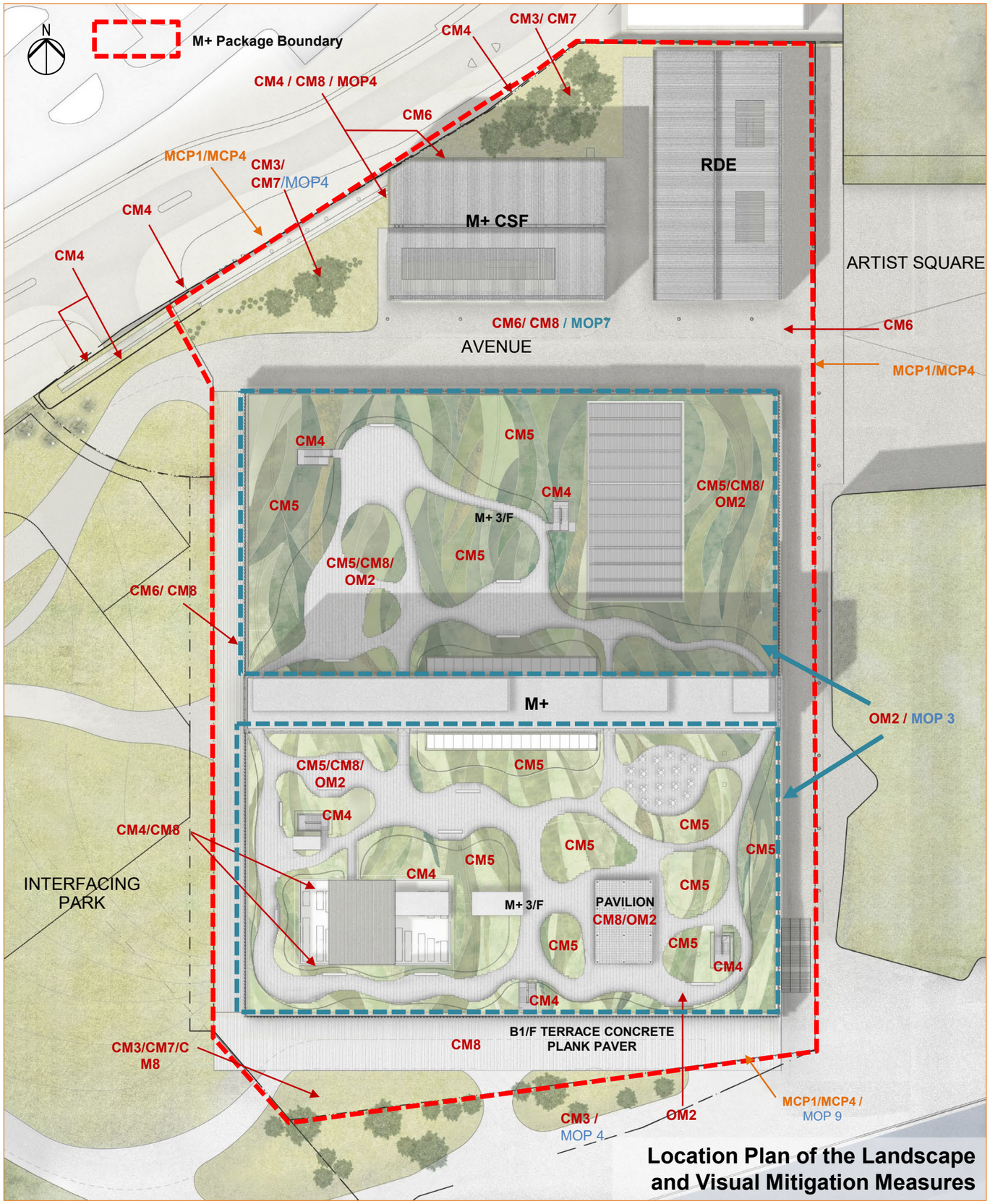

Location Plan of the Landscape and Visual Mitigation Measures

Landscape Mitigation Measures during Construction Phase (from report Table 10.18)

CM3 - Buffer trees for screening purposes to soften the hard architectural and engineering structures and facilities.

CM4 - Softscape treatments such as vertical green wall panel /planting of climbing and/or weeping plants, etc, to maximize the green coverage and soften the hard architectural and engineering structures and facilities.

CM5 - Roof greening by means of intensive and extensive green roof to maximize the green coverage end improve aesthetic appeal and visual quality of the building/structure.

CM6 - Sensitive streetscape design should be incorporated along all new roads and streets.

CM7 - Structure, ornamental planting shall be provided along amenity strips to enhance the landscape quality.

CM8 - Landscape design shall be incorporated to architectural and engineering structures in order to provide aesthetically pleasing designs.

CM9 - Minimize the structure of marine facilities to built on the seabed and foreshore in order to minimize the affected extent to the waterbody.

OM1 – proper planting establishment works on the new planting areas to enhance the aesthetic design

OM2– provision of open space in various forms and at different levels on or above ground, including parks, waterfront promenade, terrace garden and associated green connections for public enjoyment.

Visual Mitigation Measures During Construction Phase

MCP 1 - Use of decorative screen hoarding/boards

MCP 2 - Early introduction of landscape treatments

MCP 4 - Control of night time lighting such as avoidance of lighting from spilling onto nearby residential developments.

Visual Mitigation Measures During Operation Phase

MOP 3 - The unique designed roof top gardens and green roof could be considered as mitigation measures to lessen the visual impacts and provide new visual resources when viewed from the VSRs at higher level.

MOP 4 - Buffer trees for screening purposes or other softscape treatments such as green wall/ climbers/ green roof/ vertical greening shall be incorporated to soften the hard architectural and engineering structures and facilities.

MOP 7 - Aesthetic design of roads and streetscapes.

MOP 9 - Night time lighting control measures such as the use of sensors and timers could help reduce usage after hours.

For referencing the mitigation measures in the approved EIA report, refer to Appendix (iv) for the Landscape Concept Plans.

(ii). Locations of the Landscape and Visual Mitigation Measures as recommended in the EIA Report (Register No.: AEIAR – 178/2013)

Landscape Mitigation Measures during Construction Phase (from report Table 10.18)

CM4 - Softscape treatments such as vertical green wall panel /planting of climbing and/or weeping plants, etc, to maximize the green coverage and soften the hard architectural and engineering structures and facilities.

G/F –Climber Schedule						
Code	**Scientific Name**	**Chinese Name**	**Length (mm)**	**Spacing (mm)**	**QUANTITY**	**Remarks**
CAG	*Campsis grandflora*	凌霄	600	200	1200	4 Shoots Per Plant
FIP*	*Ficus pumila*	薜荔	600	200	1800	4 Shoots Per Plant
EPA	*Epipremnum aureum*	綠蘿	600	200	400	4 Shoots Per Plant
LOJ*	*Lonicera japonica*	忍冬（金銀花）	600	200	72	4 Shoots Per Plant
TRA	*Tristellateia australasiae*	三星果	600	200	72	4 Shoots Per Plant

*** Native**

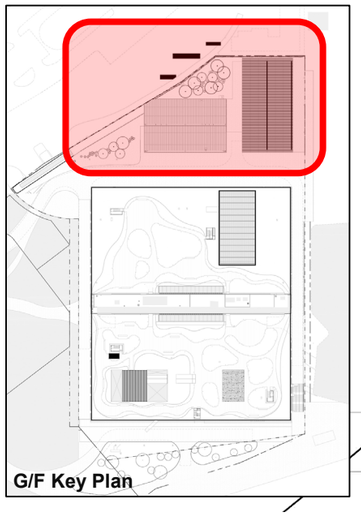

M+ Package Boundary

Self-clinging climber on Boundary Wall

Climber on Wire Mesh on Facade



Design Reference of Climber on Wire Mesh on Facade

CAG + FIP* (CM4)

EPA (CM4)

LOJ* + TRA (CM4)

CAG + FIP* (CM4)

M+ CSF

RDE

For planting plan, please refer to DWG. NO. 3A39A-TFP-LAN-DWG-0501-P01-L000-WS4 in Appendix 6.

(ii). Locations of the Landscape and Visual Mitigation Measures as recommended in the EIA Report (Register No.: AEIAR – 178/2013)

Landscape Mitigation Measures during Construction Phase (from report Table 10.18)

CM6 - Sensitive streetscape design should be incorporated along all new roads and streets.

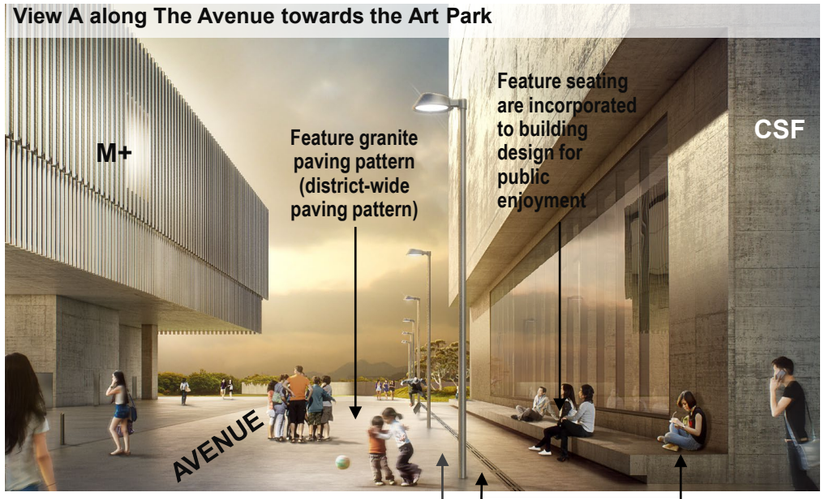



Feature granite paving pattern (district-wide paving pattern)

100 x 100 x 80mm THK. Granite Sett Light Grey Lychee Finish 50/ 50 north-south stagger pattern to match with district-wide paving pattern



Permeable Cast in-situ Concrete Pavement Colour to match Light Grey Granite Sett



1000 x 175 x 100mm THK. concrete plank in North-South direction.



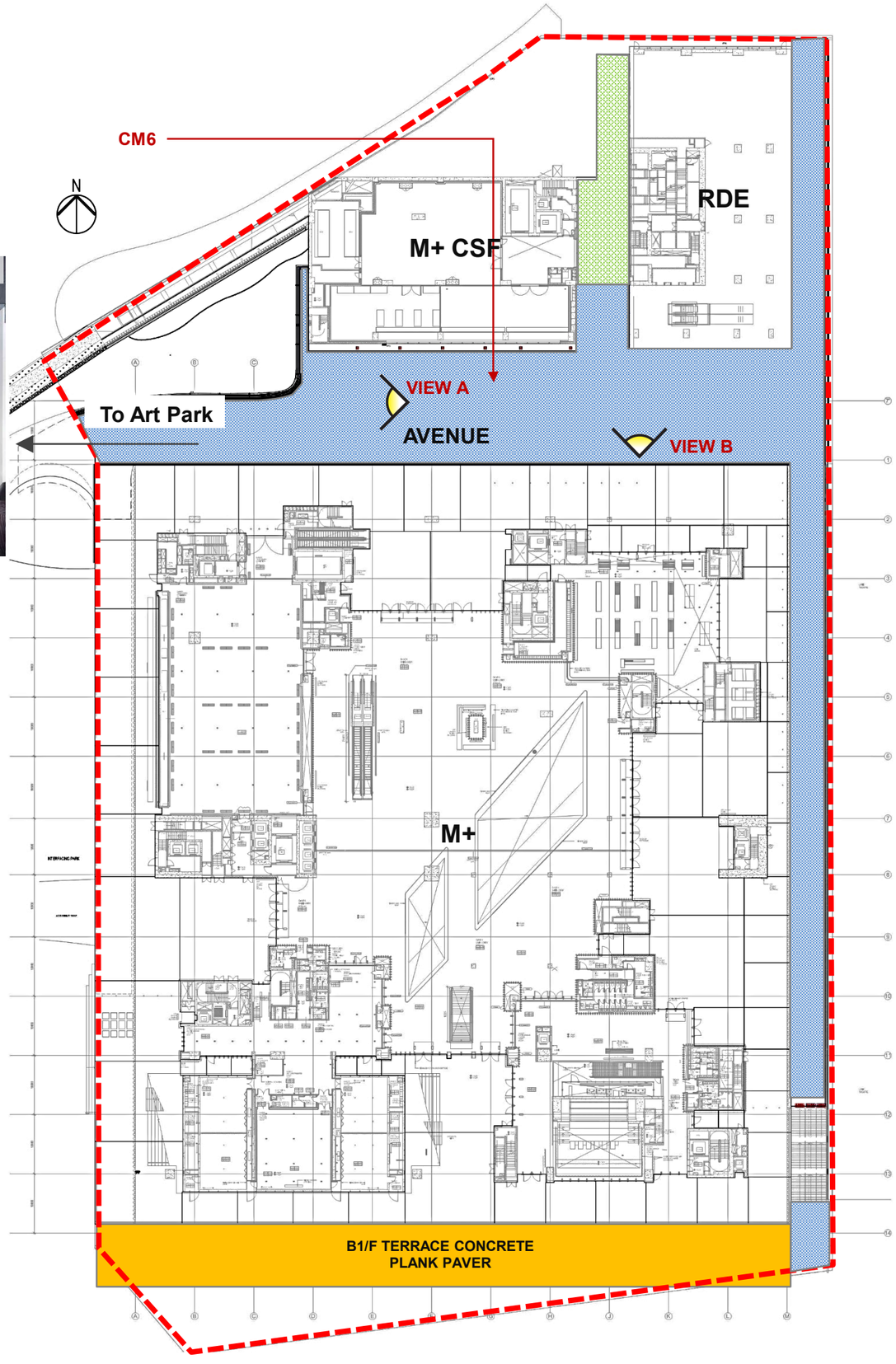

(ii). Locations of the Landscape and Visual Mitigation Measures as recommended in the EIA Report (Register No.: AEIAR – 178/2013)

1000 x 175 x 100mm THK. concrete plank in North-South direction.





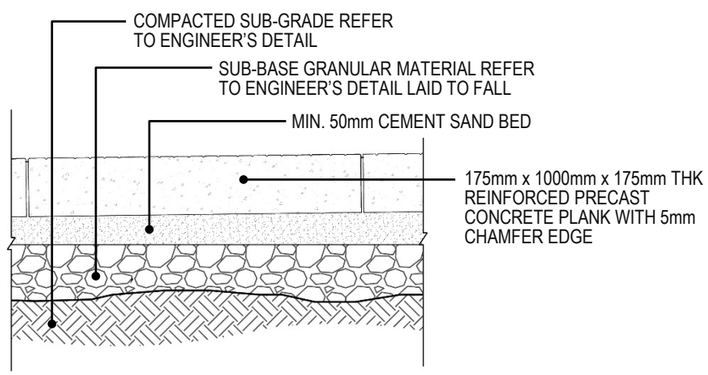

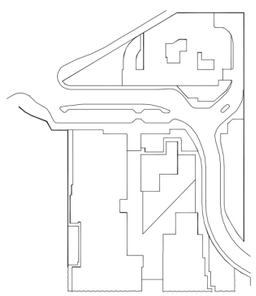

(ii). Locations of the Landscape and Visual Mitigation Measures as recommended in the EIA Report (Register No.: AEIAR – 178/2013)

Landscape Mitigation Measures during Construction Phase (from report Table 10.18)

CM8 - Landscape design shall be incorporated to architectural and engineering structures in order to provide aesthetically pleasing designs

For planting species and details of this CM4, please refer to item (vi). `

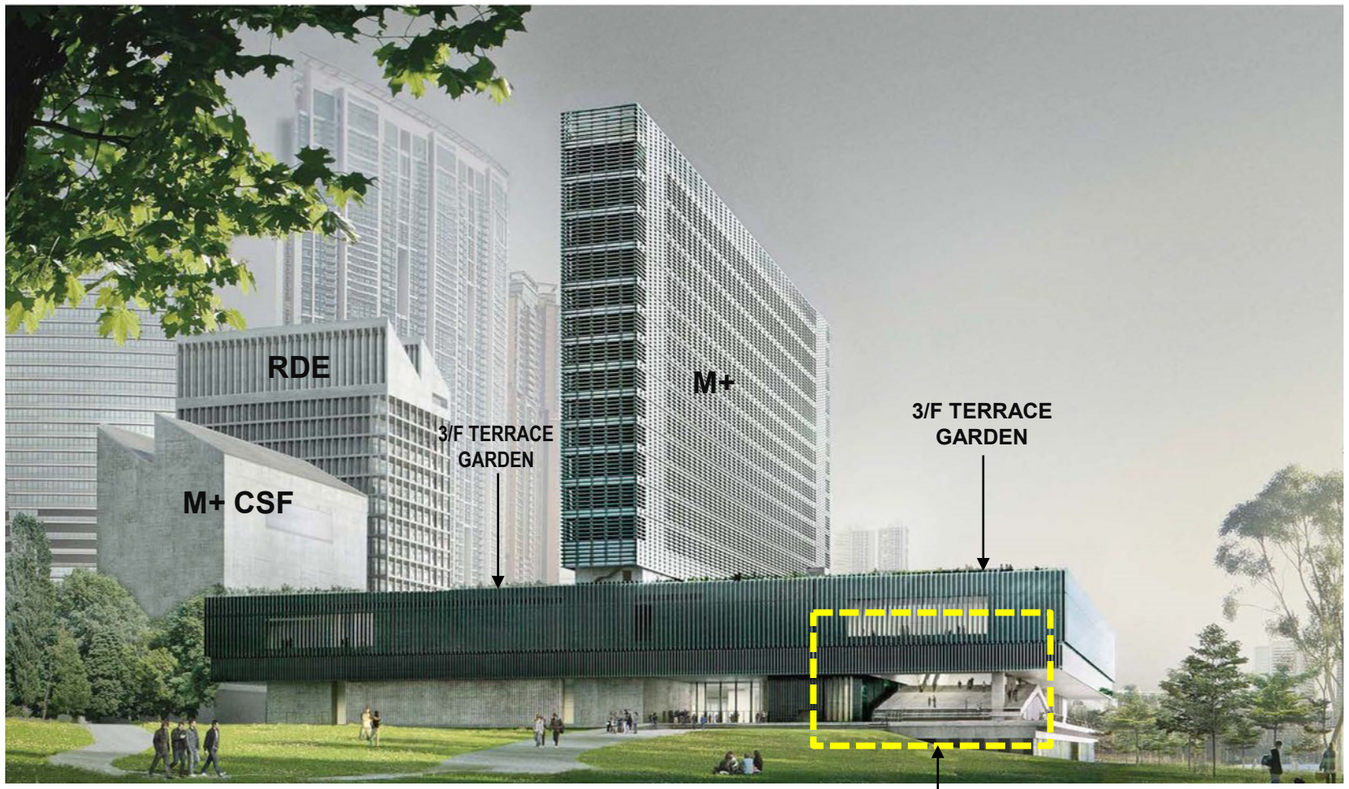



VIEW OF LEARNING CENTER COURTYARD FROM PARK

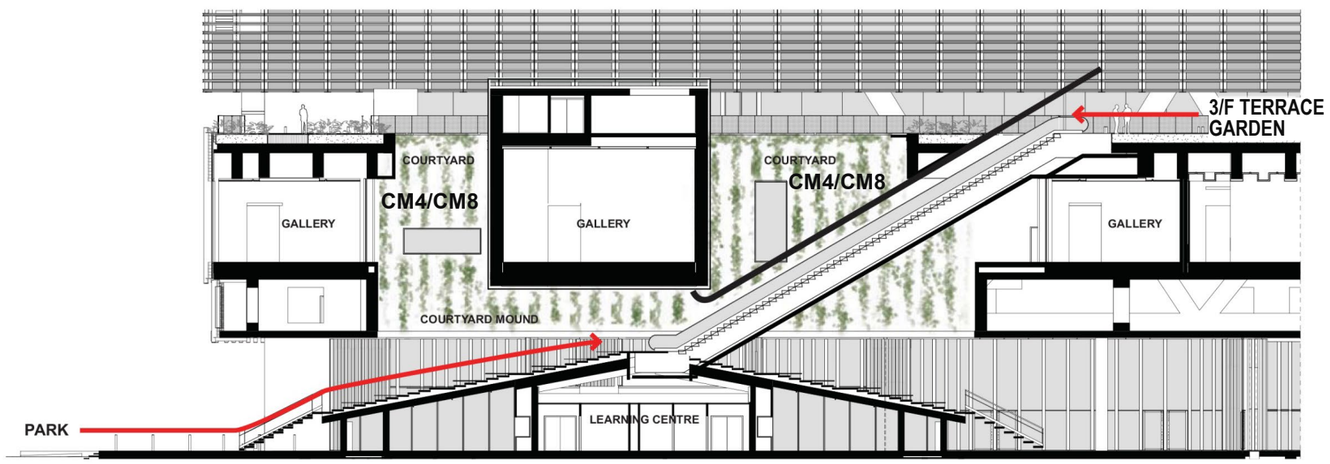

SECTION THROUGH LEARNING CENTER COURTYARD



COVERED ESCALATOR TO M+ ROOF TERRACE GARDEN

(ii). Locations of the Landscape and Visual Mitigation Measures as recommended in the EIA Report (Register No.: AEIAR – 178/2013)

Visual Mitigation Measures During Construction Phase

MCP 1 - Use of decorative screen hoarding/boards

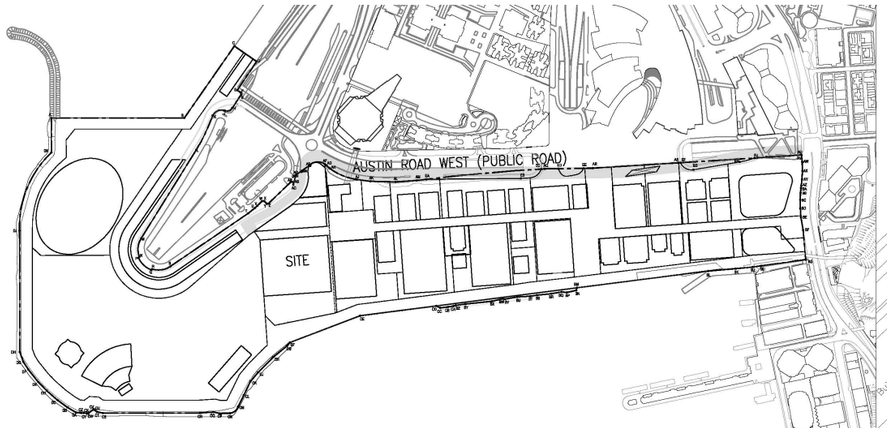

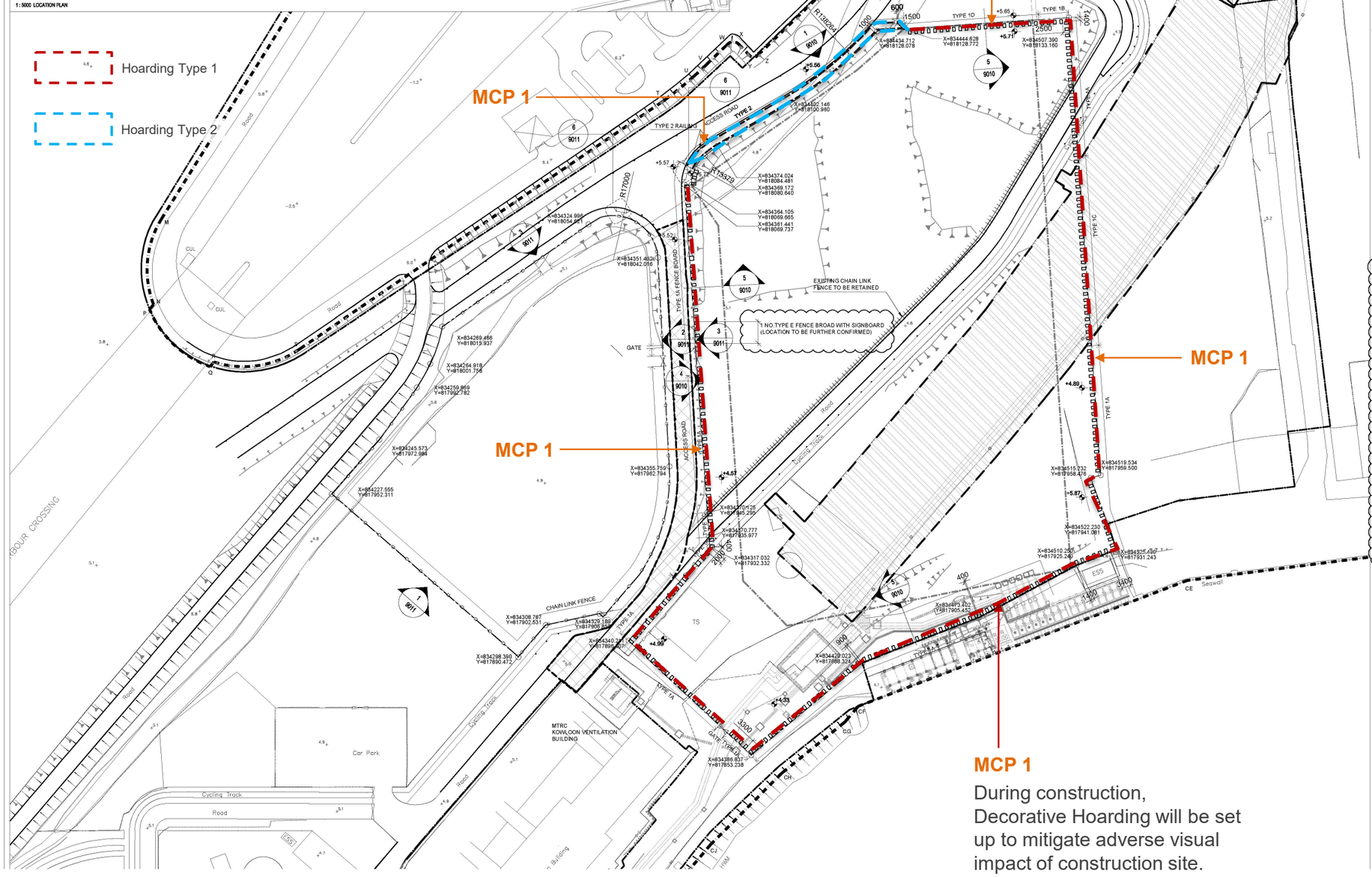

During construction, Decorative Hoarding will be set up to mitigate adverse visual impact of construction site.

GENERAL NOTES:

1. ALL CONSTRUCTION SHALL COMPLY WITH THE HONG KONG (CONSTRUCTION) REGULATIONS 1990, CODE OF PRACTICE ON SAFE WORK 2004 AND PNAP APP-057 & 100.
2. HOARDING SHALL BE PROPERLY MAINTAINED TO BUILDING (PLANNING) REGULATION 66.
3. ALL LEVELS ARE IN METRES ABOVE HONG KONG PRINCIPAL DATUM.
4. COVERED WALKWAY SHALL BE PROPERLY AND ADEQUATELY LIT AT NIGHT IN ACCORDANCE WITH PNAP APP-23.
5. ALL DIMENSIONS IN MILLIMETRES UNLESS NOTED OTHERWISE.
6. THE CLEARANCE BETWEEN THE EDGE OF THE COVERED WALKWAY AND THE KERB LINE IS 500mm MIN.
7. THE HOARDING, INCLUDING ITS FOUNDATION, MUST NOT OBSTRUCT THE ACCESS TO ANY UTILITY PIT COVER LOCATED WITHIN THE HOARDING AREA.
8. THE COVERED WALKWAY SHALL HAVE A MINIMUM CLEAR WIDTH OF 2000mm.
9. DURING CONSTRUCTION THE STRUCTURE SHALL BE MAINTAINED IN STABLE CONDITION AND NO PART SHALL BE OVERSTRESSED.
10. THE HOARDING SHALL NOT OBSCURE ANY TRAFFIC SIGNS OR TRAFFIC SIGNALS, OR ANY RESTING / REMOVAL OF ANY TRAFFIC AIDS (SUCH AS TRAFFIC SIGNS, TRAFFIC SIGNALS, GUARDRAIL AND THE LIKE) BY RELEVANT GOVERNMENT AUTHORITIES FOR ANY TEMPORARY RESTING OF TRAFFIC SIGNS, LAMP POSTS ETC. WHICH MAY BE OBSCURED BY THE HOARDING AND THE COVERED WALKWAY.
11. DETAILS OF CHAIN LINK FENCE FOLLOWS GCO'S STANDARD DETAILS
12. DESIGN LOAD
    (a) WIND PRESSURE = 1.82 kPa x 0.37 = 0.67 kPa
    (b) LIVE LOAD FOR CATCH PLATFORM = 5kPa OR 20kN TO PNAP 224
13. SAFE BEARING CAPACITY OF SOIL STRATA UNDERNEATH THE FOOTING IS 100 kPa. (125kPa WITH WIND CONDITION)
14. STABILITY OF TIDE IS ASSUMED IN THE DESIGN OF CHAIN LINK FENCE AND GANTRY.

NOTES FOR CONCRETE AND REINFORCEMENT:

1. CONCRETE SHALL COMPLY WITH PART XII OF THE HONG KONG BUILDING (CONSTRUCTION) REGULATIONS 1990 AND CODE OF PRACTICE FOR THE STRUCTURAL USE OF CONCRETE 2013.
2. UNLESS NOTED OTHERWISE, CONCRETE SHALL BE DESIGN MIX GRADE 30/20 WITH 28 DAYS CHARACTERISTIC STRENGTH OF 30MPa AND MAXIMUM SIZE OF AGGREGATE 20mm
3. ALL STEEL REINFORCEMENT SHALL COMPLY WITH THE REQUIREMENT OF CONSTRUCTION STANDARD CS2: (2012)
4. CONCRETE COVER TO MAIN REINFORCEMENT SHALL BE 50mm.
5. REINFORCEMENT SHALL BE HIGH YIELD STEEL DESIGNATED 'Y' AND SHALL COMPLY WITH CS2: (2012) WITH YIELD STRESS (500MPa)

NOTES FOR STRUCTURAL STEELWORK:

1. ALL STRUCTURAL STEELWORK TO BE IN ACCORDANCE WITH CODE OF PRACTICE FOR STRUCTURAL USE OF STEEL (2011)
2. STRUCTURAL STEEL WORK TO BE GRADE S275 SO CLASS 1 TO BN 10025
3. OTHER SECTIONS TO COMPLY WITH BS 4
4. MEMBER NOTATION:
   152 X 152 X 23 UC — SECTION SHAPE / WEIGHT (kg/m) / NOMINAL SIZE
5. ALL WELDING SHALL BE CARRIED OUT IN ACCORDANCE WITH BSEN 1011-1. ELECTRODES USED IN WELDING SHALL COMPLY WITH BSEN 499.
6. ALL WELDING TERMS AND SYMBOLS TO BS 499 PART 2.
7. ALL BOLTS TO BE OF GRADE DESIGNATION 8.8 TO BS 4190 UNLESS NOTED OTHERWISE.
8. UNLESS OTHERWISE STATED, CORRUGATED METAL STEEL = 120/7-RIBS GRADE 230 TO BS 3083 & SS BOLTS SHALL BE GRADE 8 BOLTS.
9. ALL STEEL WORKS ARE PAINTED WITH 1 COAT PRIMER PAINT AND 2 COATS SYNTHETIC PAINT. THE COLOUR TO BE INSTRUCTED BY ARCHITECT.
10. ALL WELDING TO BE 6mm FILLET WELD ALL ROUND AND CONFORM TO B.S. EN 1011 AND ELECTRODES TO B.S. 639 UNLESS OTHERWISE SPECIFIED.
11. EARTHED EQUIPOTENTIAL BONDING SHALL BE PROVIDED FOR THE LIGHTING INSTALLATION AND TO COMPLY WITH THE ELECTRICITY (WIRING) REGULATIONS.

NOTES FOR CLADDING:

1. 0.42mm CORRUGATED SHEET TO BE TRIMDEK HI-TENOR OR EQUIVALENT WITH 6mm SELF-DRILLING SCREW @300 C/C. INSTALLION OF CORRUGATED SHEET & SCREW SHALL BE IN ACCORDANCE WITH MANUFACTURER'S SPECIFICATION.
2. ALL CORRUGATED STEEL SHEET PANELS, CAPPING AND TOE SHEETS TO BE OF G.M.S. WITH MINIMUM ZINC COATING CONTENT 350g/m2 ON BOTH SURFACES WITH TRIPLE SPOT TEST, AND FINISHED WITH ONE COAT OF LUXAPRIME 1600 PRIMER (OR EQUIVALENT) AND TWO COATS OF SYNTHETIC PAINT OF ALKYD RESIN BASE ON BOTH SIDES.
3. SECTION PROPERTIES OF METAL SHEETS AREA AS FOLLOWS:

W (mm)	H (mm)	t (mm)	SECTION AREA PER UNIT(cm²)	I_x (cm⁴)	Z_x (cm³)	f_y (MPa)
190.5	29	0.42	1.040/7	37.28	3.914	70000

W = A UNIT

NOTES FOR ALUMINUM SIGNBOARD:

1. ALUMINUM PANEL SHALL 6063-T5 ALLOY TO BE EN 755-2
2. SECTION PROPERIES OF ALUMINUM PANEL ARE AS FOLLOWS:

LIMITING STRESS (MPa)				
BENDING Pe	SHEAR Pr	AXIAL Pa	BEARING Pb	E (MPa)
110	65	130	130	70000

NOTES FOR STAINLESS STEEL SCREWS:
FOR CORRUGATED SHEET AND ALUMINUM SIGNBOARD

1. ALL STAINLESS STEEL SCREWS SHALL BE GRADE A2-50 U.N.O BS EN ISO 3506
2. SECTION PROPERIES OF STAINLESS STEEL SCREWS ARE AS FOLLOWS:
   MINIMUM YIELD STRENGTH, Ysb = 210MPa
   ULTIMATE TENSILE STRENGTH, Usb = 500MPa
   SHEAR STRENGTH, Psb = 145 MPa
   TENSILE STRENGTH, Ptb = 174 MPa
   BEARING STRENGTH, Pbb = 511 MPa

NOTES FOR CONTRACTOR:

1. CONTRACTOR SHALL ALLOW MINIMUM 2000mm (W) TEMPORARY PEDESTRIAN RIGHT-OF-WAY FOR CONTINUOUS ACCESS ALONG THE SITE AS APPROPRIATE.
2. CONTRACTOR SHALL VERIFY ON SITE ALL EXISTING MANHOLES & STREET FURNITURE.
3. CONTRACTOR SHALL COMPLY WITH THE RESTRICTION AND REMOVE AND REINSTATE THE HOARDING IN THE EVENT THAT DSD OR DISTRICT LAND OFFICE REQUIRED TO DO SO AS PER THE ENGINEERING CONDITIONS IN THE SPECIFICATION.
4. CONTRACTOR SHALL BE RESPONSIBLE TO OBTAIN THE NECESSARY TTM AND PROVIDING THE NECESSARY PRECAUTIONARY AND PROTECTION MEASURES FOR WORKS OUTSIDE THE SITE BOUNDARY
5. CONTRACTOR SHALL BE REVIEW AND REFER TO SITE SURVEY FOR EXISTING CONDITIONS
6. CONTRACTOR TO REVIEW AND COORDINATE WITH CLP CONSTRUCTION INTERFACE.
7. HOARDING TYPE 1C FENCE BOARD DOES NOT REQUIRE TO BE ERECTED ON SITE. CONTRACTOR SHALL SUPPLY AND FABRICATE EXCEPT INSTALLATION OF BOLTS AND NUTS AT CLADDING RAIL.
8. SUPPLY AND ERECTION OF HOARDING TYPE 1D IS AN OPTIONAL ITEM.

KEY PLAN

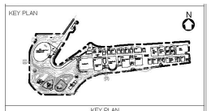

NOTES:

LEGEND

- SETTING OUT LINE
- WKCD BOUNDARY LINE
- TENANCY AGREEMENT NO. STT KX 2844 BOUNDARY LINE
- M+ SITE BOUNDARY
- MTRC ECM SITE BOUNDARY
- TEMPORARY HAUL ROAD
- HOARDING TYPE 1 FENCE BOARD
- HOARDING TYPE 2 COVERED WALKWAY
- EXISTING CHAIN LINK FENCE TO BE RETAINED
- PROPOSED CHAIN LINK FENCE
- GANTRY

UNLESS NOTED OTHERWISE, COPYRIGHT AND DESIGN RIGHTS IN THIS DOCUMENT ARE OWNED BY ONE OR ALL OF THE MEMBERS OF THE M+ CONSULTANCY JV FORMING THE CONSULTANT WITHOUT DEROGATION TO ANY PROVISION OF THE CONSULTANCY AGREEMENT. THE CONSULTANT RESPECTIVELY THE MEMBER OF THE CONSULTANT WHO PREPARED THIS DOCUMENT GRANTS A LICENCE ONLY TO GRANTED AND GRANTS ONLY TO THE AUTHORITY, ITS SUCCESSORS AND ASSIGNS A PERPETUAL, UNRESTRICTED, EXCLUSIVE, FREELY ASSIGNABLE AND IRREVOCABLE WORLDWIDE LICENCE (CARRYING THE RIGHT TO GRANT SUB LICENCES) TO USE, REPRODUCE, MODIFY, ADAPT, TRANSLATE AND/OR DISTRIBUTE THIS DOCUMENT OR ANY PART THEREOF FOR THE AUTHORITY'S PURPOSES. NOTWITHSTANDING THE ABOVE MENTIONED LICENCE THIS DOCUMENT SHALL BE MODIFIED ADAPTED OR TRANSLATED ONLY BY THE CONSULTANT UNLESS THE CONSULTANT HAS AGREED OTHERWISE IN WRITING. THIS DOCUMENT, THE USE OF THIS DOCUMENT AND THE INTELLECTUAL PROPERTY VESTED THEREIN BY ANY OTHER PARTY THAN THOSE MENTIONED ABOVE MUST BE SUBJECT TO AN AGREEMENT OR AUTHORIZATION BY OR WITH THE AUTHORITY.

REV.	DATE	PURPOSE OF RELEASE	PRODUCED BY
01	01.04.2014	CONSTRUCTION DWG	TFP
00	01.04.2014	CONSTRUCTION DWG	TFP

CONSULTANT
M+ CONSULTANCY JV

DESIGN CONSULTANT
HERZOG & DE MEURON
HERZOG & DE MEURON BASEL LTD., RHEINSCHANZE 6, CH 4056 BASEL, SWITZERLAND

EXECUTIVE ARCHITECT
TFP | FARRELLS
TFP FARRELLS LIMITED, SUITES 1301-02, 13/F, 625 KING'S ROAD, NORTH POINT, HONG KONG

ENGINEERING CONSULTANT
ARUP
OVE ARUP & PARTNERS HONG KONG LIMITED, LEVEL 5 FESTIVAL WALK, 80 TAT CHEE AVENUE, KOWLOON TONG, HONG KONG.

M/V SUBCONSULTANT

AUTHORITY'S CONSULTANT

QUANTITY SURVEYOR
LangdonSeah
AN AECOM COMPANY

JOB TITLE
MUSEUM PLUS (M+) OF THE WEST KOWLOON CULTURAL DISTRICT

DRAWING TITLE
HOARDING PLAN

SCALE	1:800	PRINTED	20.12.2013
CHECKED		DATE	
APPROVED		DATE	
PRODUCED BY	CC	DATE	20.12.2013
AUTHOR	TFP		
DISCIPLINE	ARCHITECTURE		
PHASE	CONSTRUCTION		
DRAWING NO.	3AXXX-TFP-ARC-DWG-9001-P00-XXXX-WS4	REV.	01
CAD REF NAME	3AXXX-TFP-ARC-DWG-9001-P00-XXXX-WS4-01.dwg		

AUTHORITY
WEST KOWLOON CULTURAL DISTRICT
西九文化區管理局
West Kowloon Cultural District Authority

0 10 20m
1 : 800 SCALE BAR

(ii). Locations of the Landscape and Visual Mitigation Measures as recommended in the EIA Report (Register No.: AEIAR – 178/2013)

Item (iii):

locations, size, number and plant species of trees to be retained

Item (iv):

locations, size, number and plant species of trees to be transplanted and their final transplanting locations

LOCATIONS, SIZE, NUMBER AND PLANT SPECIES OF TREES TO BE RETAINED AND TRANSPLANTED

Based on the Tree Removal Application (TRA) Rev. D which was submitted in July 2013 and was approved by LandsD (LandsD ref: (43) in DLO KW L/M 9/KPT/KW Pt. 5 dated 31 Jul 2013 refers), there is no trees to be retained nor transplanted within the M+ site Boundary.

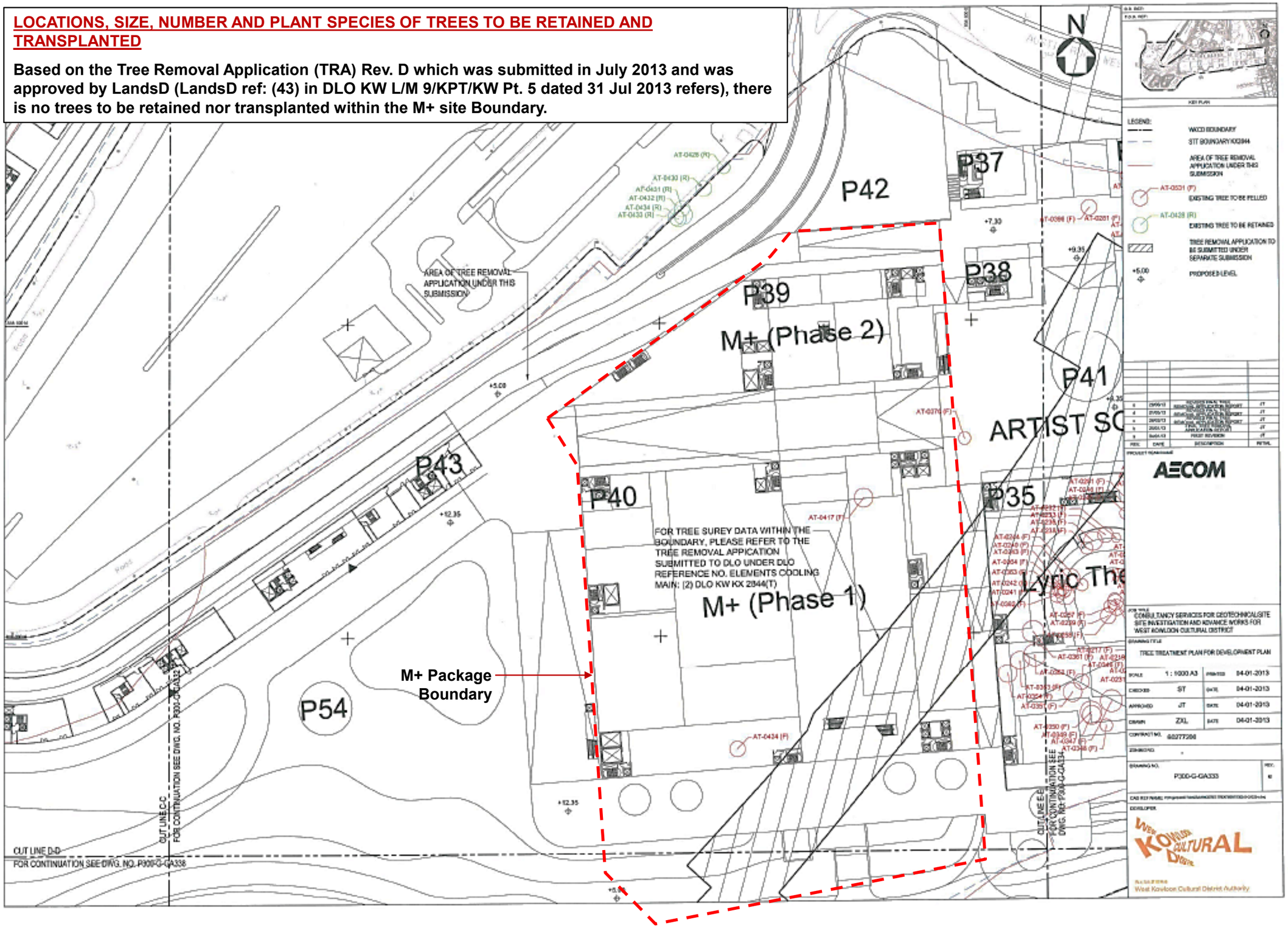

(iii). Locations, Size, Number and Plant Species of trees to be Retained
(iv). Locations, Size, Number and Plant Species of trees to be Transplanted and their final transplanting locations;

LOCATIONS, SIZE, NUMBER AND PLANT SPECIES OF TREES TO BE RETAINED AND TRANSPLANTED

Further to the approved TRA in July 2013 (LansD ref: (43) in DLO KW L/M 9/KPT/KW), 6 nos. of uncharted trees were found within the M+ Advanced Works boundary and has to be removed to make way for the works.

The TRA Revision A was submitted to LandsD on 12 March 2014 (under letter ref.: 3A40X-TFP-ARC-COR-0048-P00-L000-TRA-XA) for DLO approval. Comment from DLO / Kln West, LandsD was received on 22 May 2014, and addressed in TRA (Rev B) Submission, which was approved on 07 August 2014 (DLO letter ref.: (29) in DLOKW KX 2844(T) III).

There is no tree to be retained nor transplanted within the M+ site Boundary.

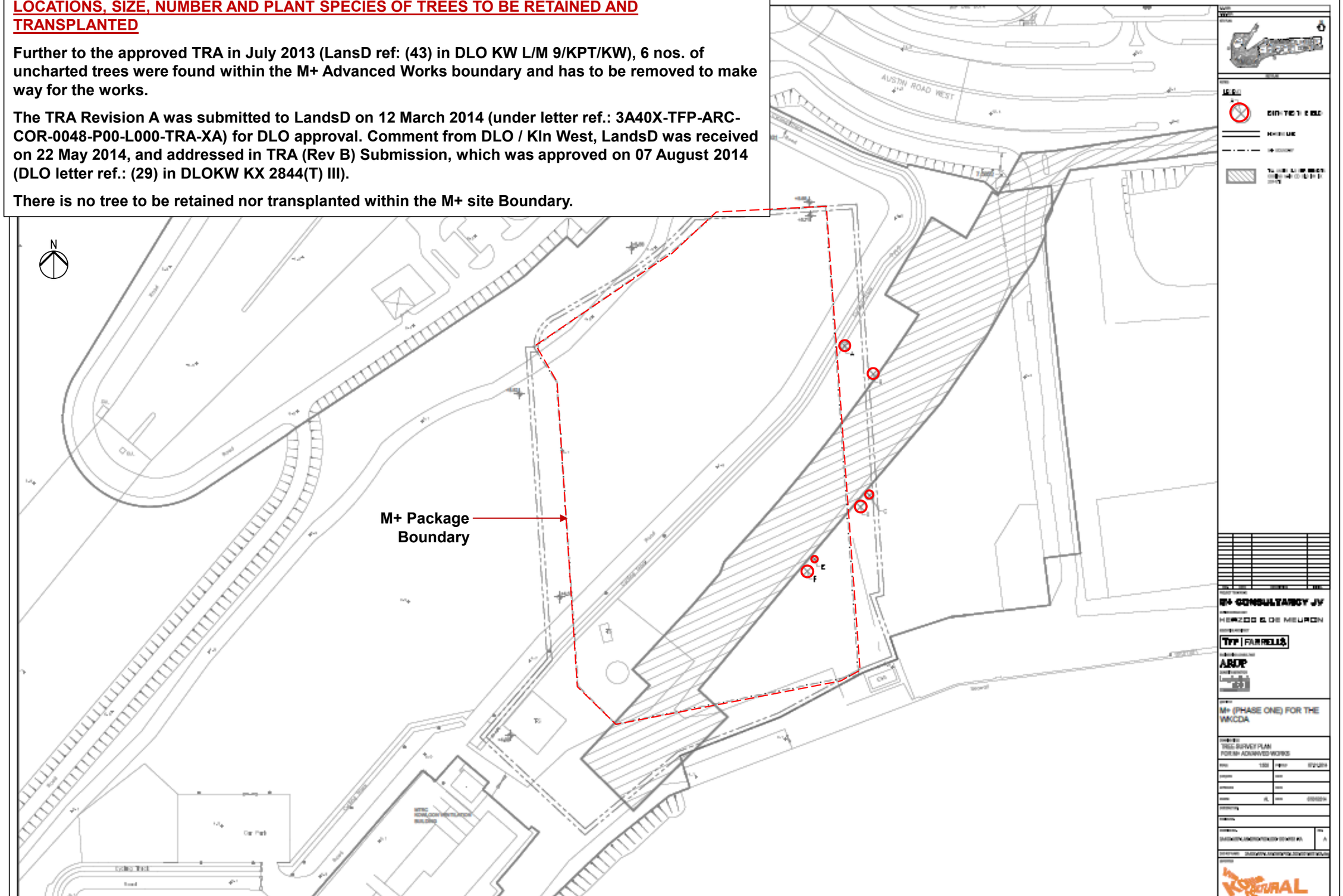

(iii). Locations, Size, Number and Plant Species of trees to be Retained
(iv). Locations, Size, Number and Plant Species of trees to be Transplanted and their final transplanting locations;

Item (v):

locations, size, number and plant species of compensatory planting, buffer planting and ornamental planting

TREE PLANTING SUMMARY	
Compensatory trees under TRA report approved by DLO on 07 August 2014 (DLO letter ref.: (29) in DLOKW KX 2844(T) III)	12 nos. (compensation outside M+ Site Boundary)
Ornamental and Buffer tree planting at ground level	48 nos. located at Ground Level within M+ boundary
Ornamental and Buffer tree planting at B1/F	16 nos (outside M+ Site Boundary)

Compensatory trees under TRA report **approved by DLO on 07 August 2014**
(DLO letter ref.: (29) in DLOKW KX 2844(T) III)

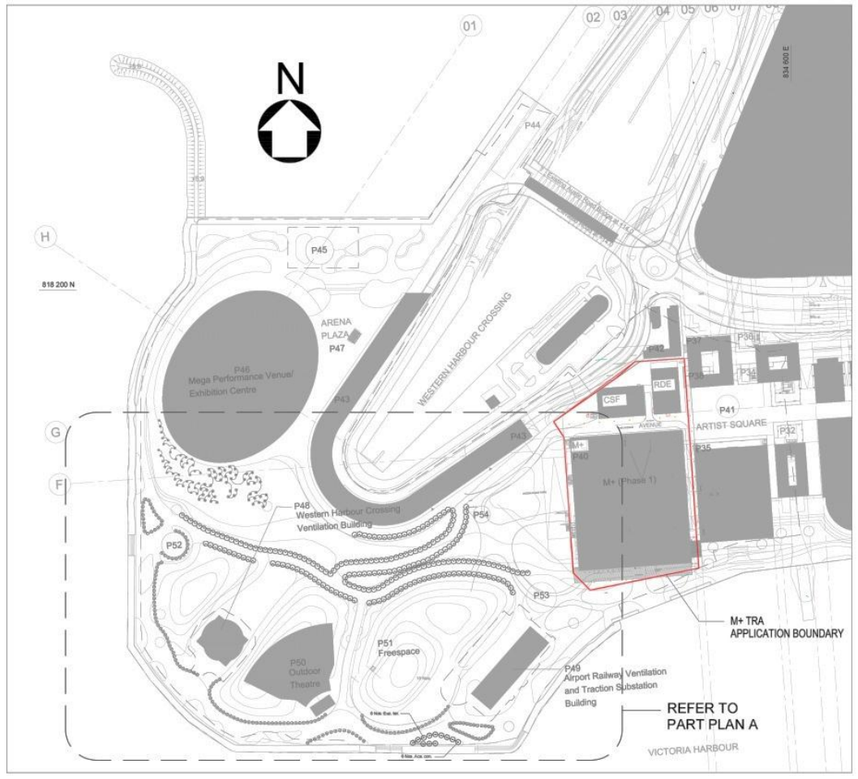

PLAN 1 : 2000 @ A0

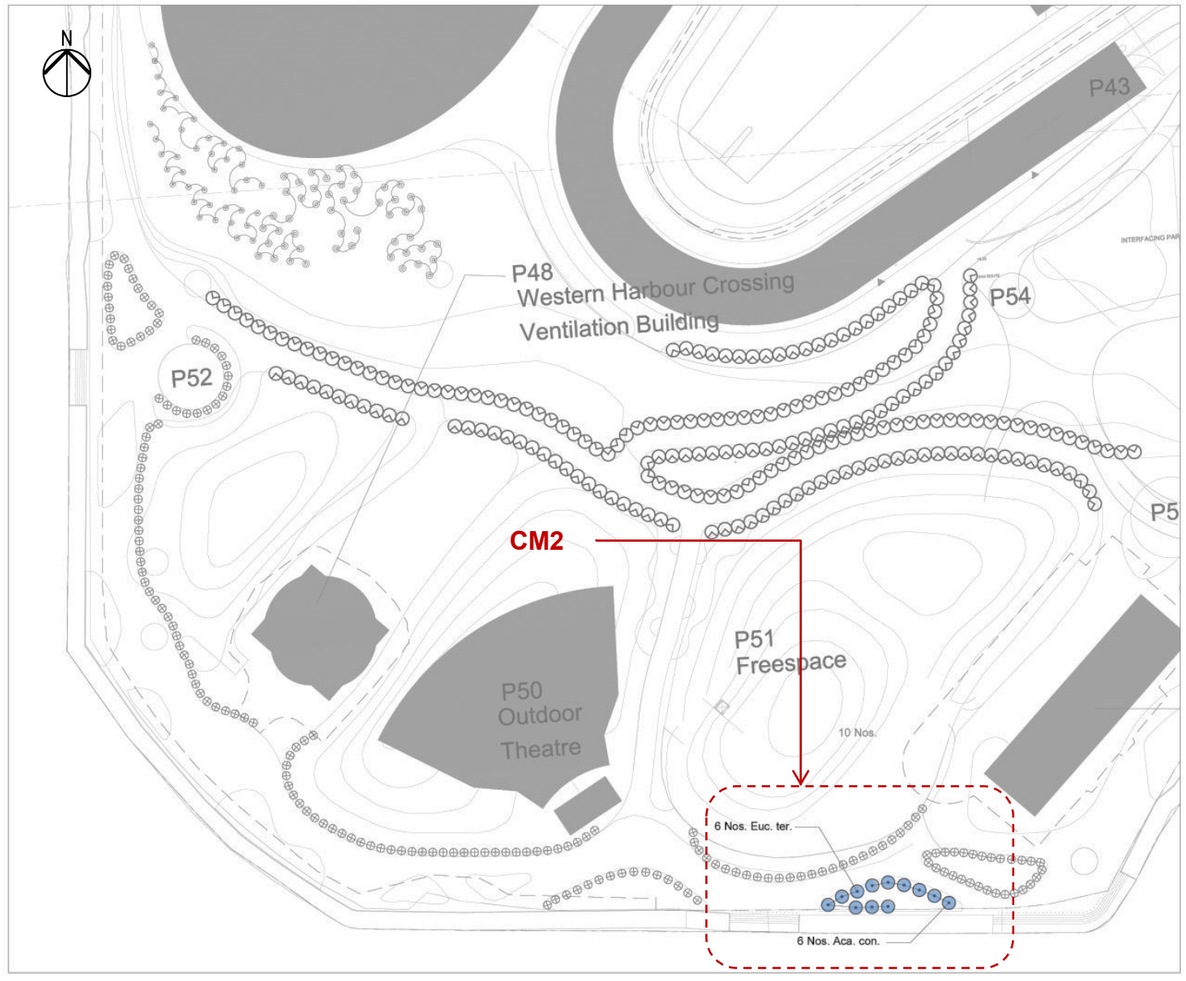

PART PLAN A 1 : 750 @ A0

PROPOSED COMPENSATORY TREE PLANTING UNDER CURRENT SUBMISSION

COMPENSATORY TREE PLANTING UNDER APPROVED TRA REPORT BY LandsD
[LandsD Ref.: (20) in DLOKW KX 2844 (T) III]

COMPENSATORY TREE PLANTING UNDER APPROVED TRA REPORT BY LandsD
[LandsD Ref.: (43) in DLOKW L/M 9/KPT/KW Pt.5]

COMPENSATORY TREE PLANTING FOR TREE NURSERY FOR WKCD
[UNDER SEPERATE SUBMISSION]

ABB.	Scientific Name	Chinese Name	DBH(mm)	Spacing(m)	QUANTITY
Aca.con.	*Acacia confusa*	台灣相思	100	5	6
Euc.ter.	*Eualyptus tereticornis*	細葉桉	100	5	6
				TOTAL	**12**



(v). Locations, Size, Number and Plant Species of compensatory planting, buffer planting and ornamental planting (Compensatory Tree Plan within WKCD)

Ornamental and Buffer tree planting at ground level within M+ boundary

G/F –TREE SCHEDULE

Code	Scientific Name	Chinese Name	Height (mm)	Spread (mm)	DBH(mm)	QUANTITY	Remarks
Et (l)	*Eucalyptus tereticornis*	細葉桉	5000	3000	75	4	
Et (h)	*Eualyptus tereticornis*	細葉桉	7000	4000	100	3	
Sla *	*Sterculia lanceolata*	假蘋婆	4000	3000	100	4	
Pax	*Polyspora axillaris*	大頭茶	2000	1000	-	17	Multi-trunk
Lsi	*Ligustrum sinense*	山指甲	2000	1000	75	18	
Vod*	*Viburnum odoratissimum*	珊瑚樹	3000	2000	75	2	
					TOTAL	48	

G/F –Climber Schedule

Code	Scientific Name	Chinese Name	Length (mm)	Spacing (mm)	QUANTITY	Remarks
CAG	*Campsis grandflora*	凌霄	600	200	1200	4 Shoots Per Plant
FIP*	*Ficus pumila*	薜荔	600	200	1800	4 Shoots Per Plant
EPA	*Epipremnum aureum*	綠蘿	600	200	400	4 Shoots Per Plant
LOJ*	*Lonicera japonica*	忍冬（金銀花）	600	200	72	4 Shoots Per Plant
TRA	Tristellateia australasiae	三星果	600	200	72	4 Shoots Per Plant

* Native

Hydroseeding Seed Mix.

Scientific Name	Chinese Name	Rate
Imperata cylindrica *	白茅	20 G/SQ.M
Celosia argentea *	青葙	5 G/SQ.M
*Kalimeris indica**	馬蘭	5 G/SQ.M

* Native

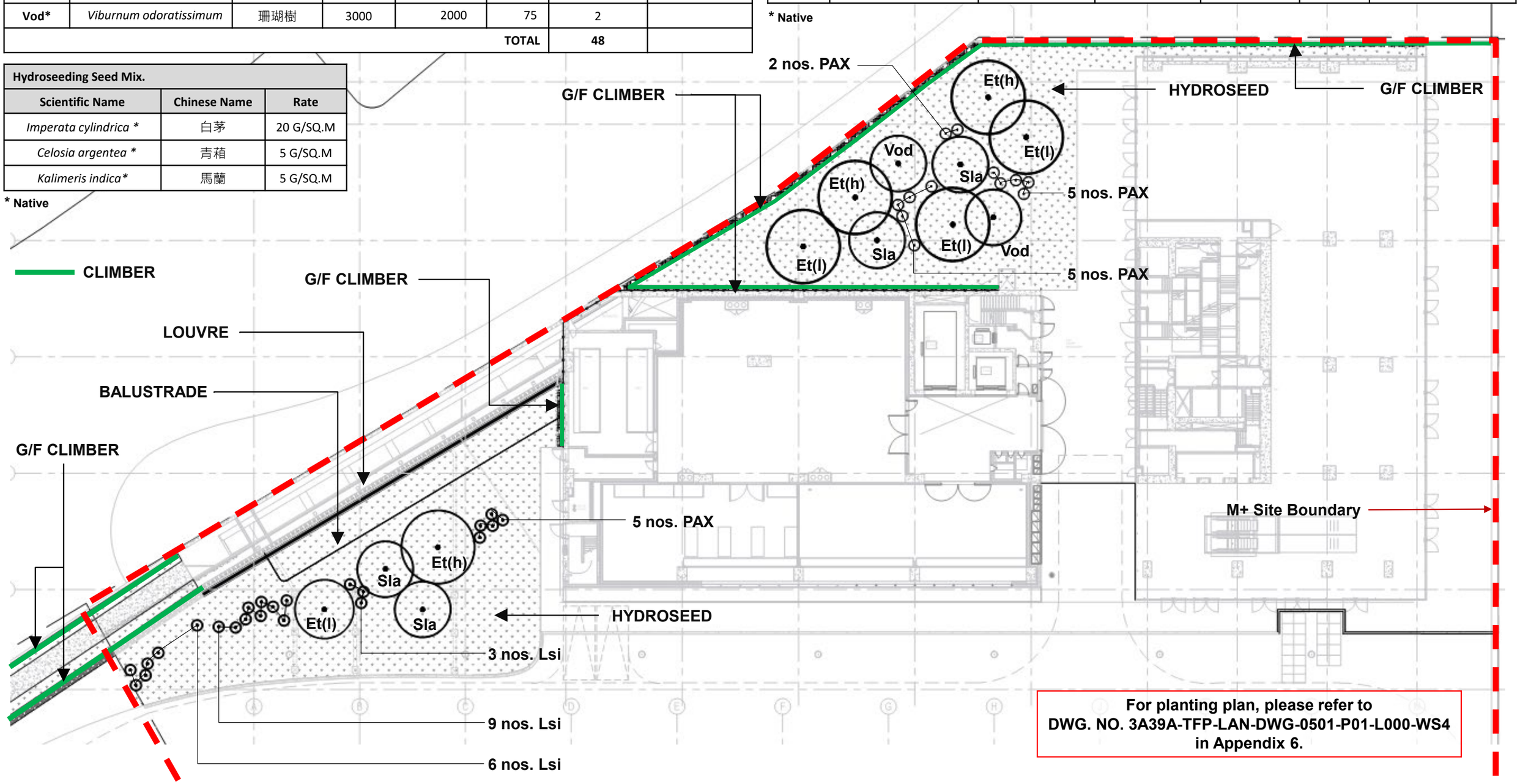

(v). Locations, Size, Number and Plant Species of compensatory planting, buffer planting and ornamental planting (Tree and Shrubs Plan at Ground Level)

Ornamental and Buffer tree planting at B1/F (outside M+ boundary)

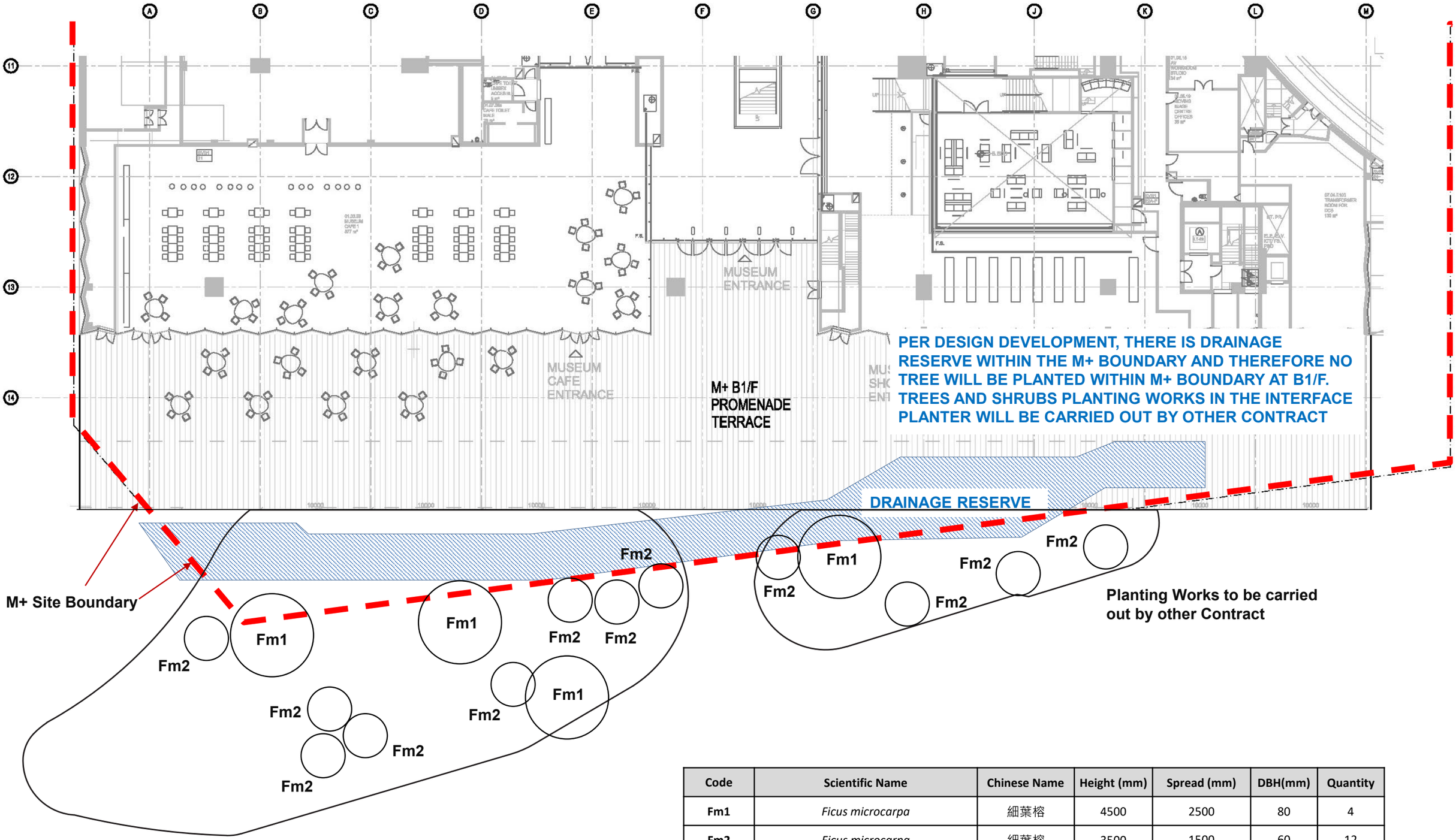

Code	Scientific Name	Chinese Name	Height (mm)	Spread (mm)	DBH(mm)	Quantity
Fm1	*Ficus microcarpa*	細葉榕	4500	2500	80	4
Fm2	*Ficus microcarpa*	細葉榕	3500	1500	60	12
					TOTAL	16

(v). Locations, Size, Number and Plant Species of compensatory planting, buffer planting and ornamental planting (Tree and Shrubs Plan at B1 Level)

Item (vi):

Landscape, architectural and chromatic treatment of the hard architectural and engineering structures and facilities

Landscape Mitigation Measures during Construction Phase

CM3 - Buffer trees for screening purposes to soften the hard architectural and engineering structures and facilities.

CM4 - Softscape treatments such as vertical green wall panel /planting of climbing and/or weeping plants, etc, to maximize the green coverage and soften the hard architectural and engineering structures and facilities.

CM5 - Roof greening by means of intensive and extensive green roof to maximize the green coverage end improve aesthetic appeal and visual quality of the building/structure.

CM7 - Structure, ornamental planting shall be provided along amenity strips to enhance the landscape quality.

CM8 - Landscape design shall be incorporated to architectural and engineering structures in order to provide aesthetically pleasing designs.



(vi). Landscape, architectural and chromatic treatment of the hard architectural and engineering structures and facilities

Landscape Mitigation Measures during Construction Phase

CM3 - Buffer trees for screening purposes to soften the hard architectural and engineering structures and facilities.

CM4 - Softscape treatments such as vertical green wall panel /planting of climbing and/or weeping plants, etc, to maximize the green coverage and soften the hard architectural and engineering structures and facilities.

CM5 - Roof greening by means of intensive and extensive green roof to maximize the green coverage end improve aesthetic appeal and visual quality of the building/structure.

CM7 - Structure, ornamental planting shall be provided along amenity strips to enhance the landscape quality.

CM8 - Landscape design shall be incorporated to architectural and engineering structures in order to provide aesthetically pleasing designs.



For planting species, please refer to the planting plan DWG. NO. 3AXXX-GAM-LAN-DWG-9005-P00-L003-WS4, DWG. NO. 3AXXX-GAM-LAN-DWG-9006-P00-L003-WS4, DWG. NO. 3AXXX-GAM-LAN-DWG-9007-P00-L003-WS4, DWG. NO. 3AXXX-GAM-LAN-DWG-9008-P00-L003-WS4 & DWG. NO. 3AXXX-GAM-LAN-DWG-9009-P00-L003-WS4 in Appendix (vi).

For planting species, please refer to the planting plan DWG. NO. 3A39A-TFP-LAN-DWG-0501-P01-L000-WS4 & 3A39A-TFP-LAN-DWG-0502-P01-L000-WS4 in Appendix 6.

(vi). Landscape, architectural and chromatic treatment of the hard architectural and engineering structures and facilities

For planting species, please refer to the planting plan DWG. NO. 3AXXX-GAM-LAN-DWG-9005-P00-L003-WS4, DWG. NO. 3AXXX-GAM-LAN-DWG-9006-P00-L003-WS4, DWG. NO. 3AXXX-GAM-LAN-DWG-9007-P00-L003-WS4, DWG. NO. 3AXXX-GAM-LAN-DWG-9008-P00-L003-WS4 & DWG. NO. 3AXXX-GAM-LAN-DWG-9009-P00-L003-WS4 in Appendix (vi).

M+ 3/F Terrace Garden

CM5/ CM8



CM7/ CM8

CM7

CM3 **(Trees planted outside M+ Package Boundary to be carried out by others)**

COURTYARD VIEW FROM THE PARK

LEARNING CENTRE & COURTYARD

Landscape Mitigation Measures during Construction Phase

CM3 - Buffer trees for screening purposes to soften the hard architectural and engineering structures and facilities.

CM5 - Roof greening by means of intensive and extensive green roof to maximize the green coverage end improve aesthetic appeal and visual quality of the building/structure.

CM7 - Structure, ornamental planting shall be provided along amenity strips to enhance the landscape quality.

CM8 - Landscape design shall be incorporated to architectural and engineering structures in order to provide aesthetically pleasing designs.

(vi). Landscape, architectural and chromatic treatment of the hard architectural and engineering structures and facilities



VIEW OF LEARNING CENTER COURTYARD FROM PARK



COVERED ESCALATOR TO M+ ROOF TERRACE GARDEN

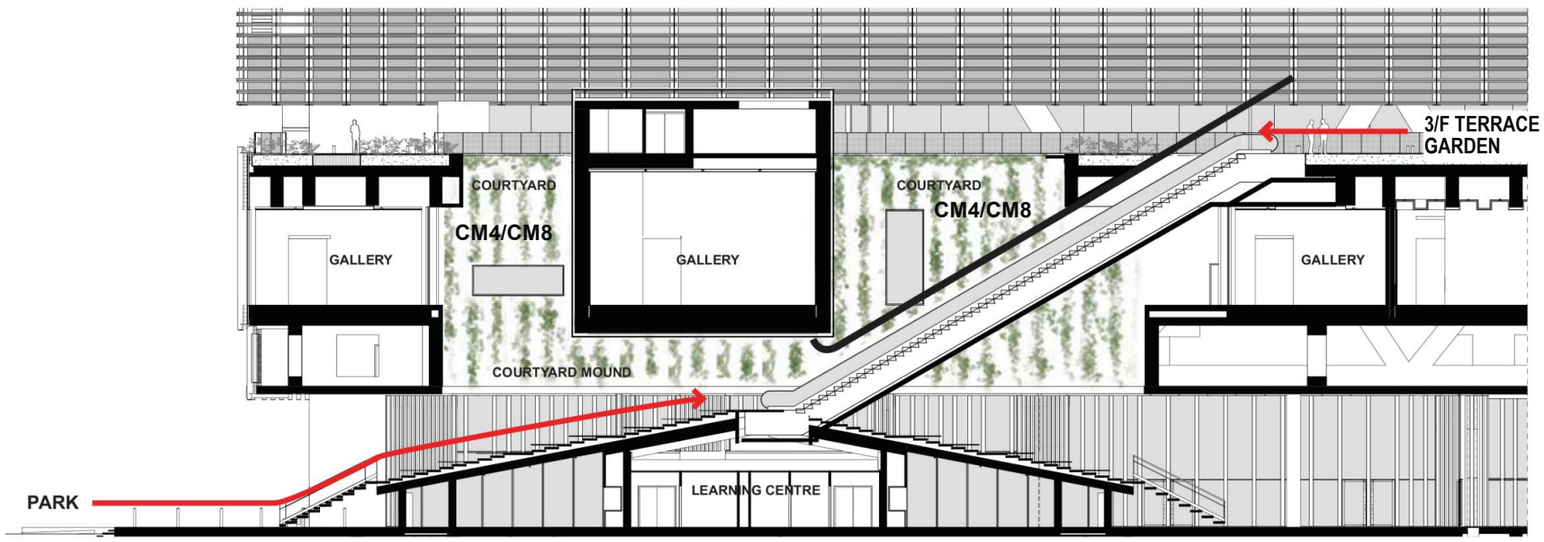

SECTION THROUGH LEARNING CENTER COURTYARD

Landscape Mitigation Measures during Construction Phase

CM4 - Softscape treatments such as vertical green wall panel /planting of climbing and/or weeping plants, etc, to maximize the green coverage and soften the hard architectural and engineering structures and facilities.

CM8 - Landscape design shall be incorporated to architectural and engineering structures in order to provide aesthetically pleasing designs.

(vi). Landscape, architectural and chromatic treatment of the hard architectural and engineering structures and facilities



Landscape Mitigation Measures during Construction Phase

CM4 - Softscape treatments such as vertical green wall panel /planting of climbing and/or weeping plants, etc, to maximize the green coverage and soften the hard architectural and engineering structures and facilities.

CM8 - Landscape design shall be incorporated to architectural and engineering structures in order to provide aesthetically pleasing designs.

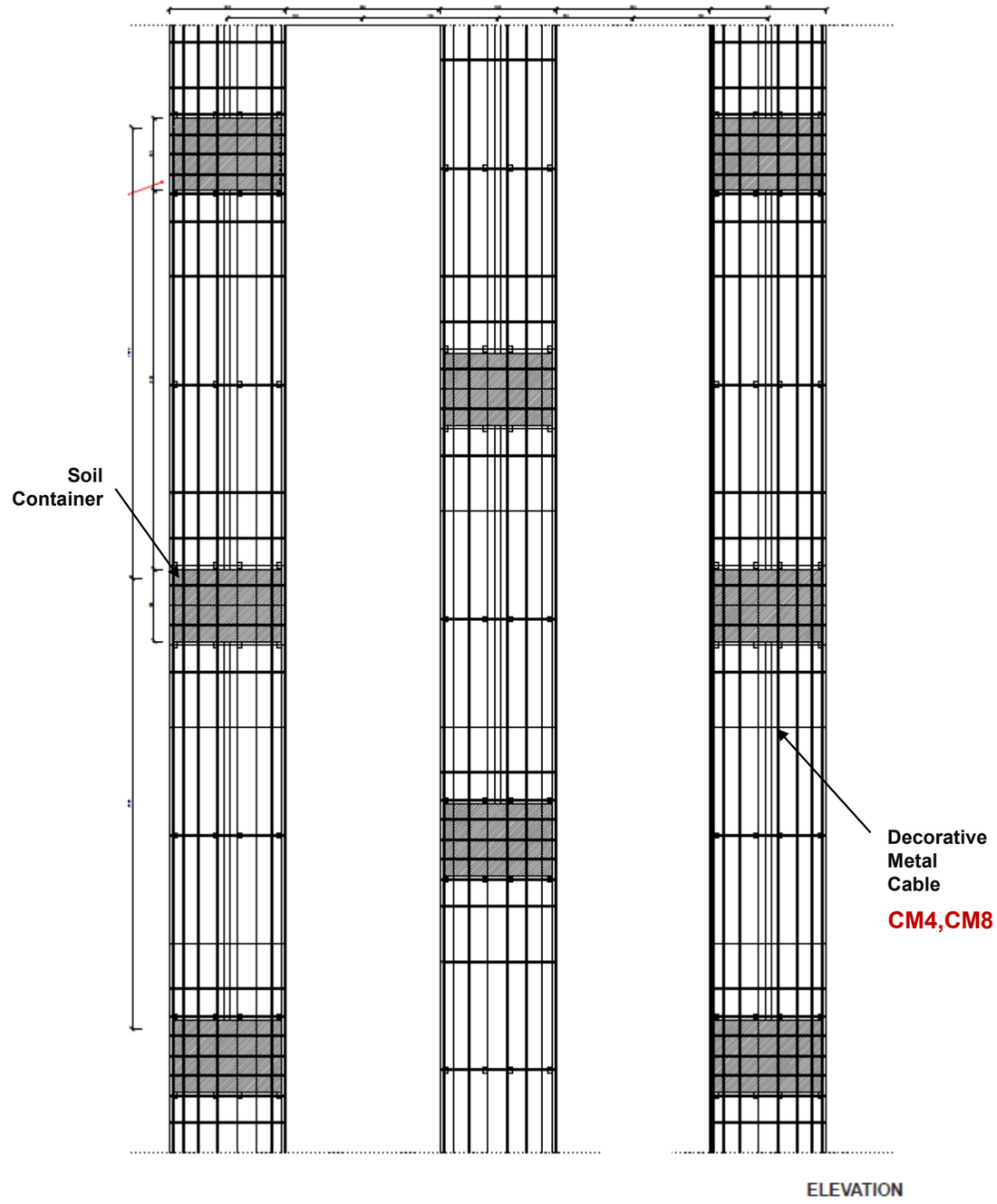

(vi). Landscape, architectural and chromatic treatment of the hard architectural and engineering structures and facilities

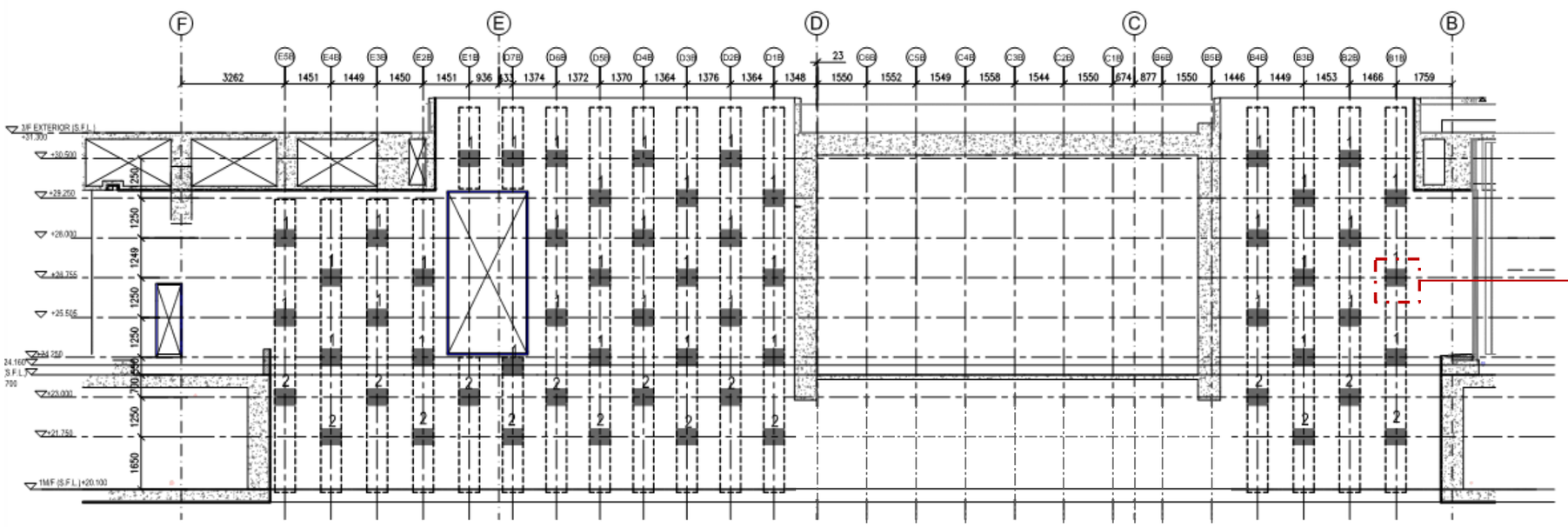

2 VIEW 2: 1/F LEARNING CENTRE COURTYARD HANGING PLANTER LOCATION SOUTH ELEVATION
SCALE 1:100

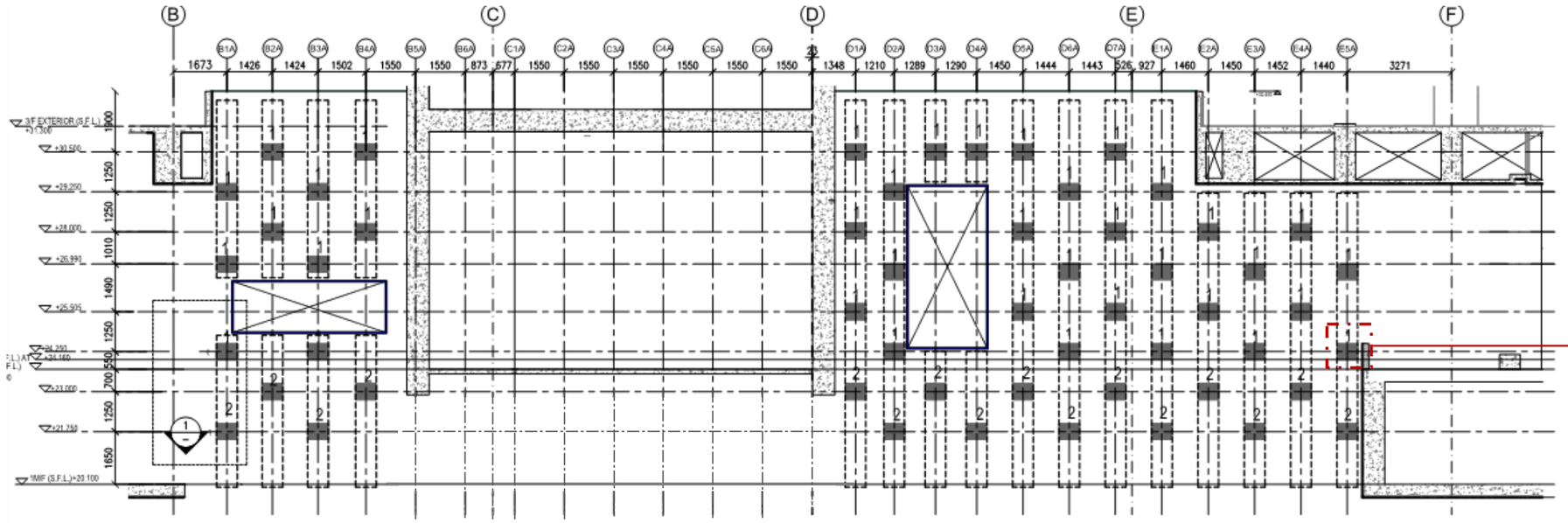

1 VIEW 1: 1/F LEARNING CENTRE COURTYARD HANGING PLANTER LOCATION NORTH ELEVATION
SCALE 1:100

1/F Hanging Planter CLIMBER SCHEDULE							
CODE	**SCIENTIFIC NAME**	**CHINESE NAME**	**HEIGHT (mm)**	**SPREAD (mm)**	**SPACING (mm)**	**QTY**	**REMARKS**
FP	FICUS PUMILA	薜荔	600	-	200	258	4 SHOOTS PER PLANT
TJ	TRACHELOSPERMUM JASMINOIDES	絡石	600	-	200	387	4 SHOOTS PER PLANT
ALL CLIMBER SPECIES ARE TO BE ALTERNATELY PLANTED							

Landscape Mitigation Measures during Construction Phase

CM4 - Softscape treatments such as vertical green wall panel /planting of climbing and/or weeping plants, etc, to maximize the green coverage and soften the hard architectural and engineering structures and facilities.

CM8 - Landscape design shall be incorporated to architectural and engineering structures in order to provide aesthetically pleasing designs.

Note:

irrigation and drainage details for the 1/F learning centre courtyard hanging planter are provided in Appendix (ix) for easy reference.

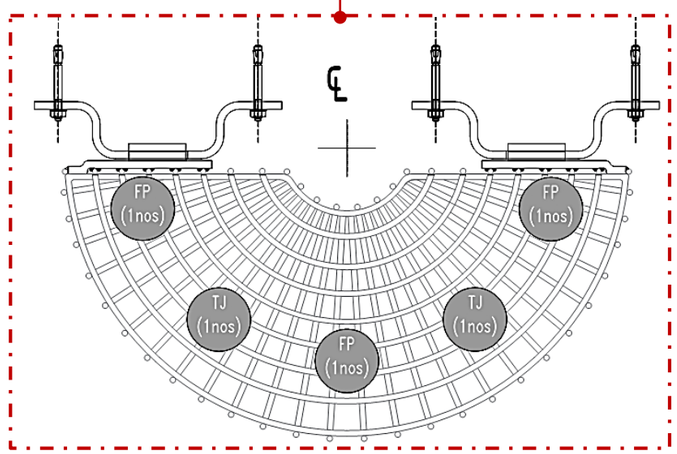

Proposed Planting Species in Hanging Planter

(vi). Landscape, architectural and chromatic treatment of the hard architectural and engineering structures and facilities

Landscape Mitigation Measures during Construction Phase

CM4 - Softscape treatments such as vertical green wall panel /planting of climbing and/or weeping plants, etc, to maximize the green coverage and soften the hard architectural and engineering structures and facilities.

CM8 - Landscape design shall be incorporated to architectural and engineering structures in order to provide aesthetically pleasing designs.

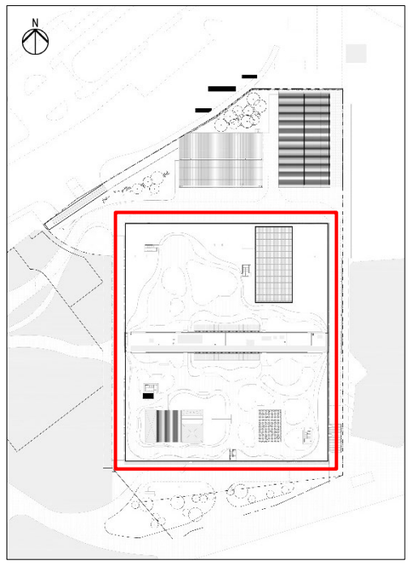

Climber Planting (CM4)

For planting species, please refer to the planting plan DWG. NO. 3AXXX-GAM-LAN-DWG-9005-P00-L003-WS4, DWG. NO. 3AXXX-GAM-LAN-DWG-9006-P00-L003-WS4, DWG. NO. 3AXXX-GAM-LAN-DWG-9007-P00-L003-WS4, DWG. NO. 3AXXX-GAM-LAN-DWG-9008-P00-L003-WS4 & DWG. NO. 3AXXX-GAM-LAN-DWG-9009-P00-L003-WS4 in Appendix vi.

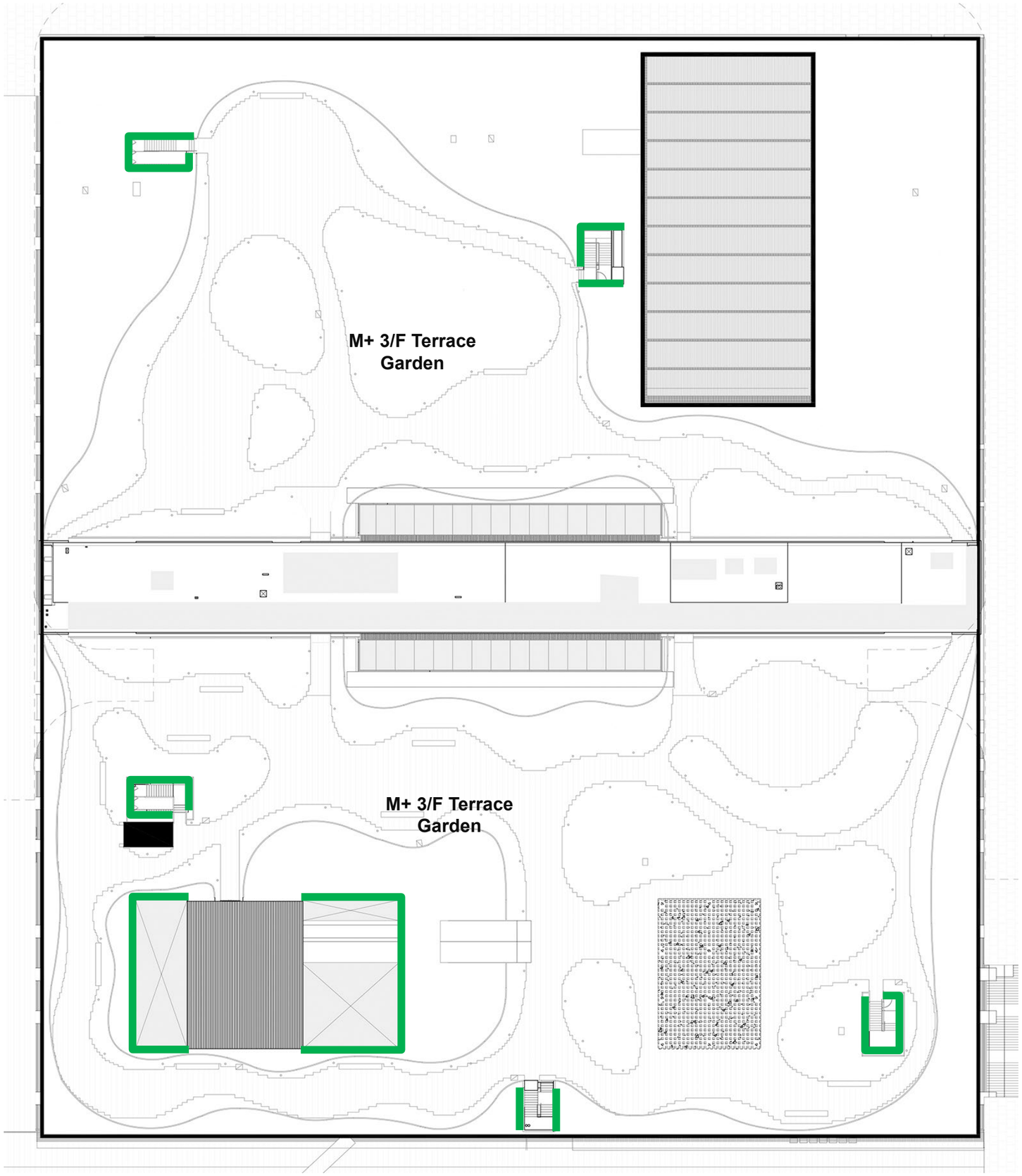

(vi). Landscape, architectural and chromatic treatment of the hard architectural and engineering structures and facilities

Appendix (i)

- **DLO Approval letter of the Tree Removal Application** *(Tree Removal Application is approved on 07 Aug 2014 under DLO letter ref.: (29) in DLOKW KX 2844(T) III.)*
- **Approved Tree Survey Plan** *(drawing no. 3A40X-ARP-LAN-DWG-P00-L000-1001-WS1)*
- **Approved Tree Compensatory Plan** *(drawing no. 3A40X-ARP-LAN-DWG-P00-L000-1002-WS1)*

地政總署
九龍西區地政處
DISTRICT LANDS OFFICE,
KOWLOON WEST
LANDS DEPARTMENT

我們矢志努力不懈，提供盡善盡美的土地行政服務。
We strive to achieve excellence in land administration.

九龍上海街二百五十號油麻地停車場大廈十樓
10TH FLOOR, YAUMATEI CARPARK BUILDING,
250 SHANGHAI STREET, KOWLOON.

網址 Web Site : www.info.gov.hk/landsd

電 話 Tel: 2300 1752
圖文傳真 Fax: 2782 5061
電郵地址 Email: eskwhmt@landsd.gov.hk
本署檔號 Our Ref.: (29) in DLOKW KX 2844 (T) III
來函檔號 Your Ref.

來函請註明本署檔號
Please quote our reference in your reply

7 August 2014

West Kowloon Cultural District Authority
M+ Consultancy JV
c/o TFP Farrells Limited
Suites 1301-02, 13th Floor
625 King's Road
North Point
Hong Kong

(Attn: Mr. Li Kwok Hing)

TFP FARRELLS LIMITED
RECEIVED
07 AUG 2014
FILE

By Fax (2596 0216) and By Post

Dear Sir,

Short Term Tenancy No. KX 2844
Museum Plus, West Kowloon Cultural District
Tree Removal Application

I refer to your letter of 12.3.2014 together with the Supplementary Tree Removal Application for M+ Advanced Works dated 6 March 2014 as amended by the revised submission of 20 June 2014 (collectively "the Tree Removal Application").

Consent is hereby given to the felling of 6 nos. of trees as proposed in the Tree Removal Application pursuant to Special Condition No. 13 of the Tenancy Agreement dated 23.12.2011 as supplemented by the Supplementary Agreement dated 3.6.2013 for Short Term Tenancy No. KX2844 subject to the following conditions:-

(i) Your due execution of the attached Undertaking and return it to me within one month from the date of this letter.

(ii) To implement the compensatory proposal as shown on Drawing No. 3A40X-ARP-LAN-DWG-P00-L000-1002-WS1, Rev. XB of the Tree Removal Application to replant 12 nos. of trees all within the tenancy

本信息及任何附件只供收件人使用，而其中可能載有機密及／或屬法律特權的資料。敬請注意，未經許可，不得擅自披露或使用本信息。倘本信息誤傳給你，請立即通知本署，並刪除或銷毀本信息。本署絕不承擔因使用本信息而引致的任何法律責任。
This message and any attachment is intended for the use of the addressee only. It may contain information which is confidential and/or legally privileged. You are hereby notified that no unauthorised disclosure or use of this message is permitted. If you have received this message by mistake, please notify us immediately and delete or destroy this message, as appropriate. Any liability arising from the use of this information is excluded.

area held under Short Term Tenancy No. KX2844 on or before the expiry of the fixed term of KX2844, i.e. 2.1.2016.

Please also note LAO Practice Note No. 7/2007 and upon completion of the proposed compensatory planting proposal to submit the relevant report with photos as required under the said Practice Note for compliance checking.

Yours faithfully,

(KK Ho)
for District Lands Officer/Kowloon West

Encl.

c.c. w/o
AD/V (Tree Unit) (Attn.: Ms. Salina Lee) Fax: 3151 7870

UNDERTAKING

IN CONSIDERATION of the approval given by the District Lands Officer, Kowloon West (hereinafter referred to as "the District Lands Officer") for the felling of 6 trees as shown on the Drawing No. 3A40X-ARP-LAN-DWG-P00-L000-1001-WS1, Rev. XB and Tree Assessment Schedule (in Appendix B) as attached in the Supplementary Tree Removal Application for M+ Advanced Works dated 20 June 2014 ("the Application") as attached to the letter dated 20 June 2014 issued by M+ Consultancy JV ("the Consultant"), WE, West Kowloon Cultural District Authority hereby agree and undertake to implement in all respects to the satisfaction of the District Lands Officer a compensatory planting in accordance with the proposals set out in the Application and shown on Drawing No. 3A40X-ARP-LAN-DWG-P00-L000-1002-WS1, Rev. XB or such other proposals as shall be approved by the District Lands Officer on or before 2 January 2016 or within such other extended period or periods as may be approved by the District Lands Officer. In the event of the non-fulfilment of this obligation, the District Lands Officer may carry out the necessary works on our behalf at our expense and we shall pay to the Government on demand a sum equal to the cost thereof, such sum which shall include supervisory and overhead charges, to be determined by the District Lands Officer whose determination shall be final and shall be binding upon us.

IN WITNESS whereof we have caused the Corporate Seal of the West Kowloon Cultural District Authority affixed hereunto

the day of , 2014.

SEALED with the Corporate Seal of)
West Kowloon Cultural District Authority)
)
)
and authenticated by)
)
)
)

This Tree Compensatory Plan is extracted from the Appendix A of the Tree Removal Application which is approved on 07 Aug 2014 under DLO letter ref.: (29) in DLOKW KX 2844(T) III.

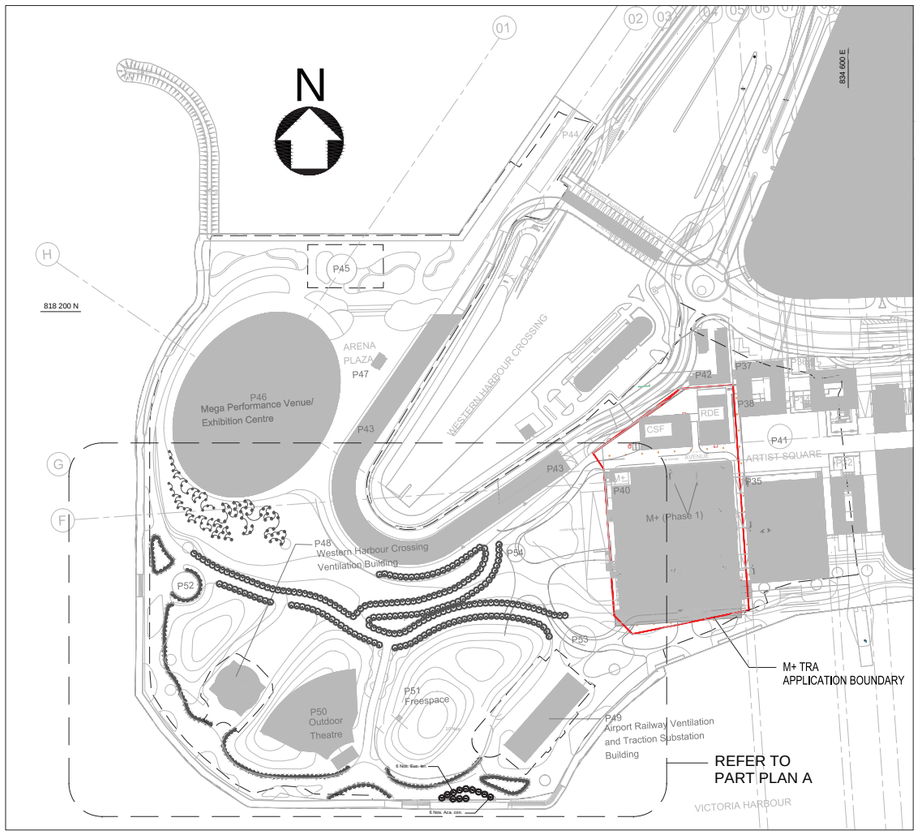

PLAN 1 : 2000 @ A0

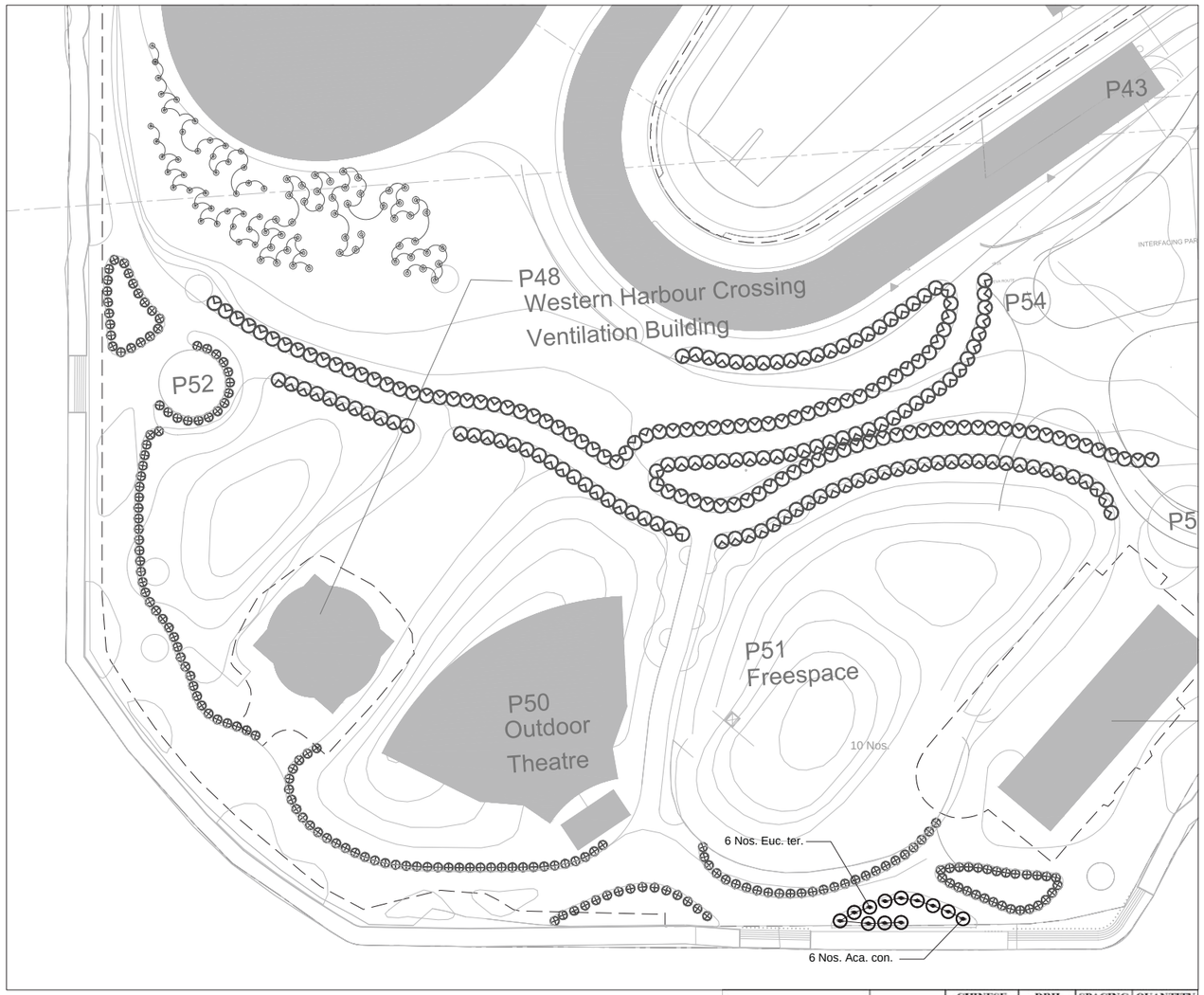

PART PLAN A 1 : 750 @ A0

BOTANICAL NAME	ABB.	CHINESE NAME	DBH (mm)	SPACING (m)	QUANTITY (nos.)
Acacia confusa	*Aca. con.*	台灣相思	100	5	6
Eucalyptus tereticornis	*Euc. ter.*	細葉桉	100	5	6
TOTAL					12

B

B.D. REF:

F.S.D. REF:

KEY PLAN

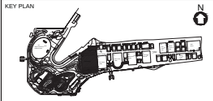

KEY PLAN

NOTES:

1. THIS DOCUMENT IS RELEASED FOR LMP SUBMISSION.
2. ALL MEASUREMENTS ARE IN MILLIMETERS UNLESS OTHERWISE NOTED.
3. ALL LEVELS AND DATUM HEIGHTS ARE MEASURED IN mPD.
4. ALL LEVELS INDICATED ARE TO FINISH FLOOR LEVELS.
5. NOT ALL ELEMENTS ARE SHOWN ON LANDSCAPE DRAWINGS. SEE CIVIL, ARCHITECTURAL, STRUCTURAL, MECHANICAL, ELECTRICAL, PLUMBING DISCIPLINE DRAWINGS.
6. DRAWINGS ARE IN PART INDICATIVE OF DESIGN INTENT ONLY AND DO NOT NECESSARILY SHOW COMPLETE DETAILS OF CONSTRUCTION, MATERIALS, PERFORMANCE OR INSTALLATION.

PROPOSED COMPENSATORY TREE PLANTING UNDER CURRENT SUBMISSION

COMPENSATORY TREE PLANTING UNDER APPROVED TRA REPORT BY LandsD [LandsD Ref.: (20) in DLOKW KX 2844 (T) III]

COMPENSATORY TREE PLANTING UNDER APPROVED TRA REPORT BY LandsD [LandsD Ref.: (43) in DLOKW L/M 9/KPTKW PLS]

COMPENSATORY TREE PLANTING FOR TREE NURSERY FOR WKCD [UNDER SEPERATE SUBMISSION]

UNLESS NOTED OTHERWISE, COPYRIGHT AND DESIGN RIGHTS IN THIS DOCUMENT ("CONSULTANT") ARE RESERVED BY THE CONSULTANT AND THE AUTHORITY BY FORMING THE "CONSULTANT" WITHOUT DEDUCATION TO ANY PROVISION OF THE CONSULTANCY AGREEMENT, THE CONSULTANT, RESPECTIVELY THE MEMBER OF M+ CONSULTANCY JV INDICATED AS HAVING PRODUCED THIS DOCUMENT, HAS GRANTED AND GRANTS ONLY TO THE AUTHORITY, ITS SUCCESSORS AND ASSIGNS A PERPETUAL, UNRESTRICTED, EXCLUSIVE, FREELY ASSIGNABLE AND IRREVOCABLE WORLD-WIDE LICENCE (CARRYING THE RIGHT TO GRANT SUB LICENCES) TO USE, REPRODUCE, MODIFY, ADAPT AND TRANSLATE THE INTELLECTUAL PROPERTY IN THIS DOCUMENT FOR ANY PURPOSE OF THE AUTHORITY. NOTWITHSTANDING THE ABOVE, THE CONSULTANT, RESPECTIVELY THE MEMBER OF M+ CONSULTANCY JV TRANSLATED ONLY BY THE MEMBER OF M+ CONSULTANCY JV INDICATED AS HAVING PRODUCED THIS DOCUMENT. THE USE OF THIS DOCUMENT AND THE INTELLECTUAL PROPERTY VESTED THEREIN BY ANY OTHER PARTY THAN THOSE MENTIONED ABOVE MUST BE SUBJECT TO AN AGREEMENT OR AUTHORISATION BY OR WITH THE AUTHORITY.

REV.	DATE	PURPOSE OF RELEASE	PRODUCED BY
B	20.06.2014	SECOND SUBMISSION	ARP
A	07.01.2014	FIRST SUBMISSION	ARP

CONSULTANT

M+ CONSULTANCY JV

DESIGN CONSULTANT

HERZOG & DE MEURON

HERZOG & DE MEURON BASEL LTD., RHEINSCHANZE 6, 4056 BASEL, SWITZERLAND

EXECUTIVE ARCHITECT

TFP FARRELLS

TFP FARRELLS LIMITED, SUITES 130-02, 13/F., 625 KING'S/ROAD, NORTHPOINT, HONG KONG

ENGINEERING CONSULTANT

ARUP

OVE ARUP & PARTNERS HONG KONG LIMITED, LEVELS FESTIVAL WALK, 80 TAT CHEE AVENUE, KOWLOON TONG, HONG KONG

MJV SUBCONSULTANT

AUTHORITY'S CONSULTANT

QUANTITY SURVEYOR

Langdon&Seah AT A GLANCE GROUP

JOB TITLE

MUSEUM PLUS (M+) OF THE WEST KOWLOON CULTURAL DISTRICT

DRAWING TITLE

TREE COMPENSATORY PLAN FOR M+ ADVANCED WORKS

SCALE	AS SHOWN	PRINTED	20.06.2014
CHECKED		DATE	
APPROVED		DATE	
PRODUCED BY	ARP	DATE	20.06.2014
AUTHOR			ARP
DISCIPLINE			LAN
PHASE			WS1
DRAWING NO.	3A40X-ARP-LAN-DWG-P00-L000-1002-WS1	REV.	XB
CAD REF NAME:	3A40X-ARP-LAN-DWG-P00-L000-1002-WS-XB		

AUTHORITY

WEST KOWLOON CULTURAL DISTRICT

西九文化區管理局

West Kowloon Cultural District Authority

This Tree Survey Plan is extracted from the Appendix A of the Tree Removal Application which is approved on 07 Aug 2014 under DLO letter ref.: (29) in DLOKW KX 2844(T) III.

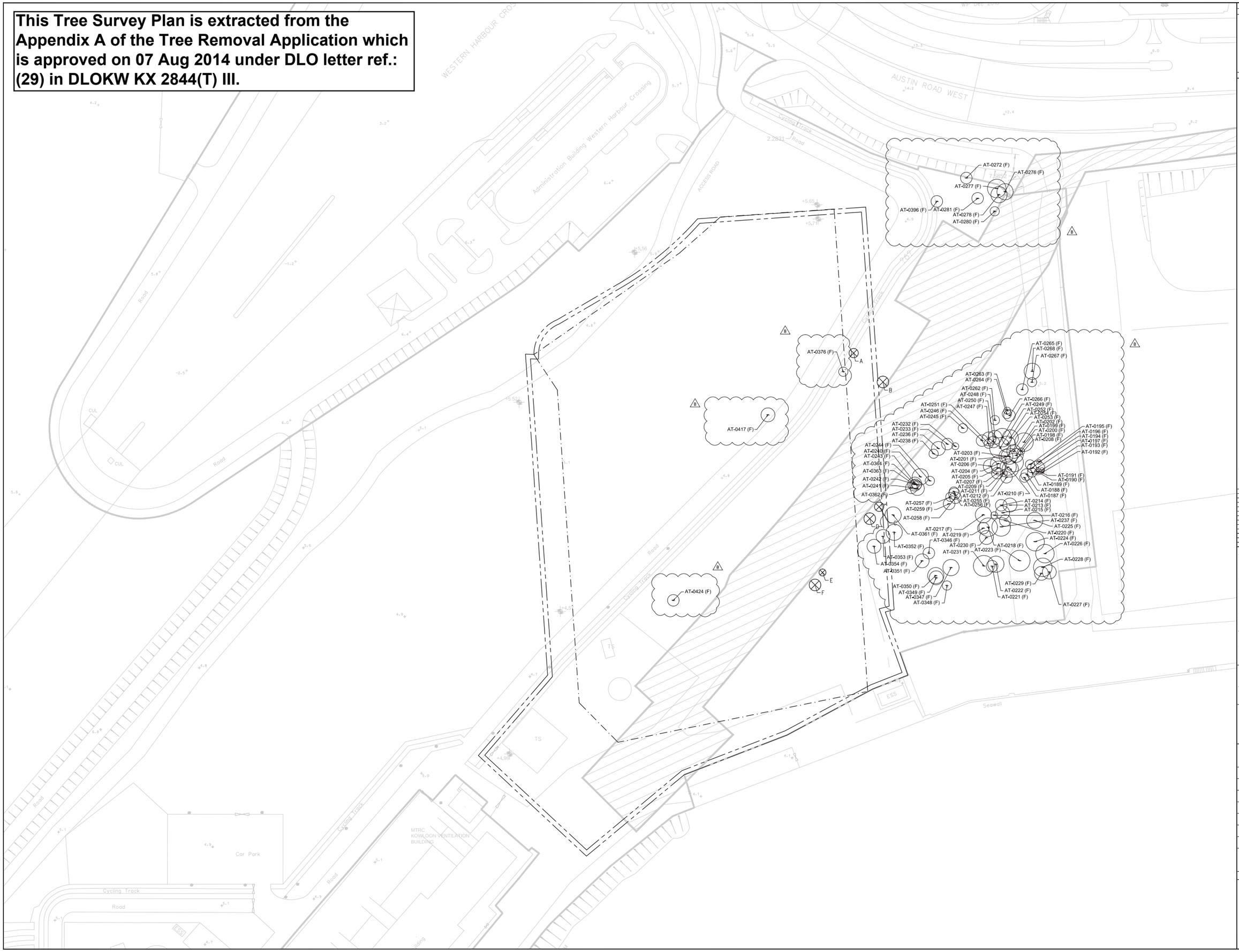

B.D. REF:

F.S.D. REF:

KEY PLAN

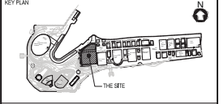

KEY PLAN

NOTES:

LEGEND

A — EXISTING TREES TO BE FELLED

HOARDING LINE

M+ BOUNDARY

TRA UNDER DLO REF. ELEMENTS COOLING MAIN (2) DLO KW KX 2844(T)

AT-0276(F) — APPROVED BY LANDSD (LANDSD REF : (43) IN DLO KW L/M 9/KPT/KW PT. 5 DATED 31 JUL 2013)

B

UNLESS NOTED OTHERWISE, COPYRIGHT AND DESIGN RIGHTS IN THIS DOCUMENT ARE OWNED BY ONE OR ALL OF THE MEMBERS OF THE M+ CONSULTANCY (A FORUM) THE "CONSULTANT", WITHOUT DEROGATION TO ANY PROVISIONS OF THE CONSULTANCY AGREEMENT, THE CONSULTANT, IRRESPECTIVELY THE MEMBER OF THE M+ CONSULTANCY WHO PREPARED THE DOCUMENT, GRANTS TO THE WEST KOWLOON CULTURAL DISTRICT AUTHORITY (IT'S SUCCESSORS AND HOLDERS A PERPETUAL, UNRESTRICTED, EXCLUSIVE, FREE, ASSIGNABLE AND IRREVOCABLE WORLDWIDE LICENCE (CARRYING THE RIGHT TO GRANT SUB-LICENCES) TO USE, REPRODUCE, ADAPT, PUBLISH, TRANSLATE AND COMMUNICATE THE DOCUMENT TO THE PUBLIC FOR ANY PURPOSE WHATSOEVER AUTHORISED BY, OR OTHERWISE CONNECTED WITH THE ABOVE-REFERENCED ACTIVITIES. THE DOCUMENT SHALL BE MODIFIED, ADAPTED OR TRANSLATED ONLY BY THE MEMBER OF M+ CONSULTANCY JV INDICATED AS HAVING PRODUCED THE DOCUMENT. UNAUTHORISED USE OF THE DOCUMENT AND THE INFORMATION CONTAINED THEREIN BY ANY OTHER PARTY SHALL BE AT SUCH PARTY'S OWN RISK AND SHALL NOT BE LIABLE TO THE CONSULTANT. ANY PARTY OTHER THAN THOSE MENTIONED ABOVE MUST BE SUBJECT TO AN AGREEMENT OR AUTHORISATION BY OR WITH THE AUTHORITY.

REV.	DATE	PURPOSE OF RELEASE	PRODUCED BY
B	20.06.2014	SECOND SUBMISSION	ARUP
A	07.01.2014	FIRST SUBMISSION	ARUP

CONSULTANT

M+ CONSULTANCY JV

DESIGN CONSULTANT

HERZOG & DE MEURON

HERZOG & DE MEURON BASEL LTD., RHEINSCHANZE 6, 4056 BASEL, SWITZERLAND

EXECUTIVE ARCHITECT

TFP | FARRELLS

TFP FARRELLS LIMITED, SUITES 130-02, 13/F, 625 KING'S ROAD, NORTH POINT, HONG KONG

ENGINEERING CONSULTANT

ARUP

OVE ARUP & PARTNERS HONG KONG LIMITED, LEVELS FESTIVAL WALK, 80 TAT CHEE AVENUE, KOWLOON TONG, HONG KONG

MJV SUBCONSULTANT

AUTHORITY'S CONSULTANT

QUANTITY SURVEYOR

JOB TITLE

MUSEUM PLUS (M+) OF THE WEST KOWLOON CULTURAL DISTRICT

DRAWING TITLE

TREE SURVEY PLAN
FOR M+ ADVANVED WORKS

SCALE	1 : 500	PRINTED	20.06.2014
CHECKED		DATE	
APPROVED		DATE	
PRODUCED BY	ARP	DATE	20.06.2014
AUTHOR			ARP
DISCIPLINE			LAN
PHASE			WS1
DRAWING NO.			REV.
3A40X-ARP-LAN-DWG-P00-L000-1001-WS1			XB

CAD REF NAME: 3A40X-ARP-LAN-DWG-P00-L000-1001-WS1-XB.dwg

AUTHORITY

西九文化區管理局
West Kowloon Cultural District Authority

Appendix (ii) – Underpass Road overlaid with Tree Survey Plan

This Tree Survey Plan is extracted from the Appendix A of the Tree Removal Application which is approved on 07 Aug 2014 under DLO letter ref.: (29) in DLOKW KX 2844(T) III.

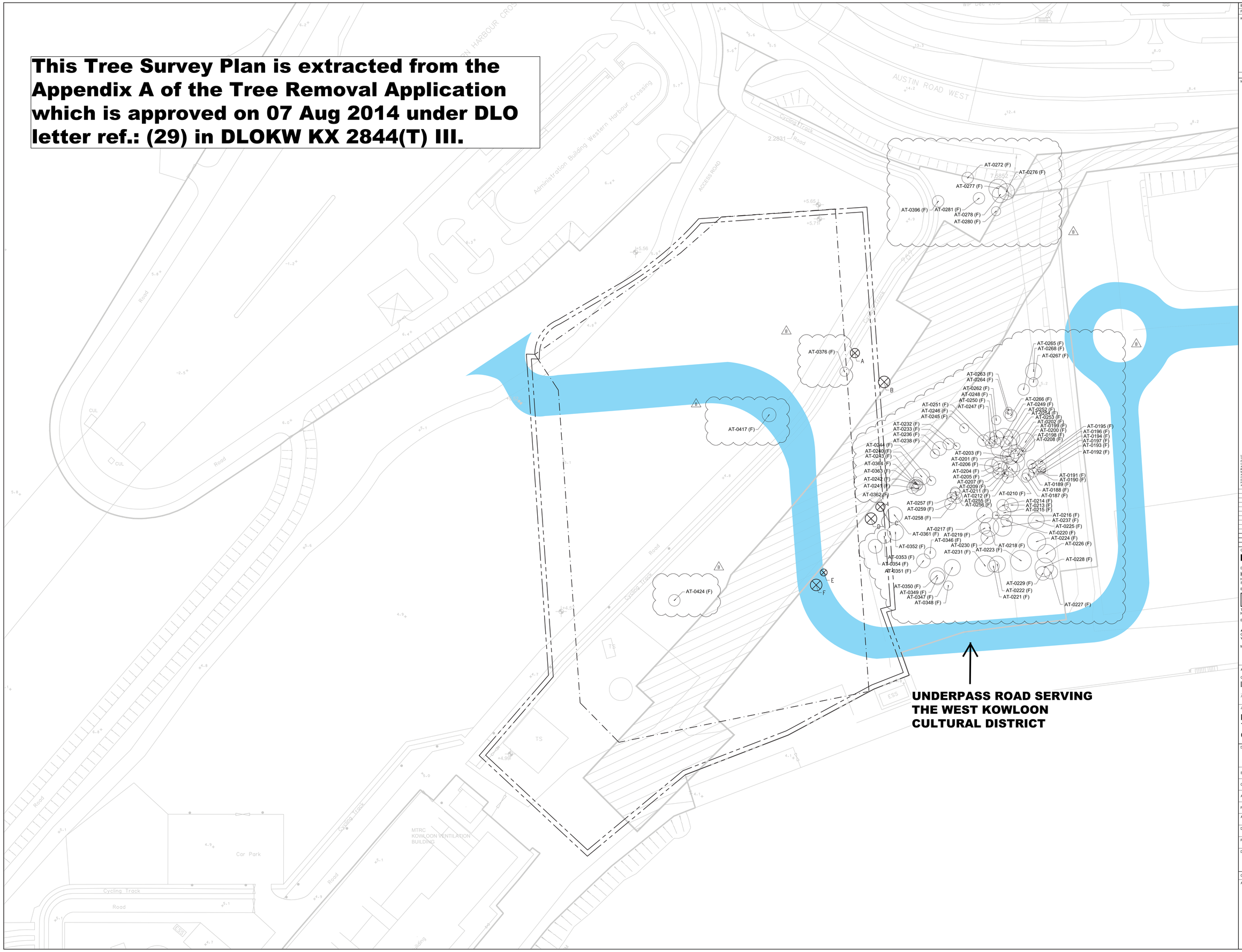

B.D. REF:

F.S.D. REF:

KEY PLAN

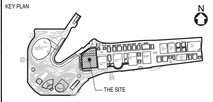

KEY PLAN

NOTES:

LEGEND

A — EXISTING TREES TO BE FELLED

HOARDING LINE

M+ BOUNDARY

TRA UNDER DLO REF. ELEMENTS COOLING MAIN (2) DLO KW KX 2844(T)

AT-0276(F)

APPROVED BY LANDSD (LANDSD REF : (43) IN DLO KW L/M 9/KPT/KW PT. 5 DATED 31 JUL 2013)

UNLESS NOTED OTHERWISE, COPYRIGHT AND DESIGN RIGHTS IN THIS DOCUMENT ARE OWNED BY ONE OR ALL OF THE MEMBERS OF THE M+ CONSULTANCY JV FORMING THE CONSULTANT, WITHOUT DEROGATION TO ANY PROVISION OF THE CONSULTANCY AGREEMENT, THE CONSULTANT, RESPECTIVELY THE MEMBER OF THE M+ CONSULTANCY JV WHICH IS THE AUTHOR OF THIS DOCUMENT, GRANTS TO THE AUTHORITY AND THE AUTHORITY, ITS SUCCESSORS AND ASSIGNS A PERPETUAL, UNRESTRICTED, EXCLUSIVE, FREELY ASSIGNABLE AND IRREVOCABLE WORLD-WIDE LICENCE (CARRYING THE RIGHT TO GRANT SUB-LICENCES) TO USE, REPRODUCE, ADAPT AND MODIFY THIS DOCUMENT AND THE INTELLECTUAL PROPERTY VESTED THEREIN BY ANY OTHERS FOR ANY PURPOSE RELATING TO THE WEST KOWLOON CULTURAL DISTRICT PROJECT AS THE AUTHORITY MAY FROM TIME TO TIME DETERMINE. THE CONSULTANT SHALL BE ENTITLED TO REASONABLE REMUNERATION FOR THE AUTHORITY'S EXERCISE OF THE RIGHTS UNDER THIS LICENCE. THE DOCUMENT SHALL NOT BE MODIFIED, ADAPTED OR TRANSLATED ONLY BY THE MEMBER OF M+ CONSULTANCY JV INDICATED AS HAVING PRODUCED THIS DOCUMENT. THE USE OF THIS DOCUMENT AND THE INTELLECTUAL PROPERTY VESTED THEREIN BY ANY OTHERS (WHETHER THAN THOSE MENTIONED ABOVE MUST BE SUBJECT TO AN AGREEMENT OR AUTHORISATION BY OR WITH THE AUTHORITY.

REV.	DATE	PURPOSE OF RELEASE	PRODUCED BY
B	20.06.2014	SECOND SUBMISSION	ARUP
A	07.01.2014	FIRST SUBMISSION	ARUP

CONSULTANT

M+ CONSULTANCY JV

DESIGN CONSULTANT

HERZOG & DE MEURON

HERZOG & DE MEURON BASEL LTD., RHEINSCHANZE 6, 4056 BASEL, SWITZERLAND

EXECUTIVE ARCHITECT

TFP | FARRELLS

TFP FARRELLS LIMITED, SUITES 130-02, 13/F, 625 KING'SROAD, NORTHPOINT, HONG KONG

ENGINEERING CONSULTANT

ARUP

OVE ARUP & PARTNERS HONG KONG LIMITED, LEVEL5 FESTIVAL WALK, 80 TAT CHEE AVENUE, KOWLOON TONG, HONG KONG

MJV SUBCONSULTANT

AUTHORITY'S CONSULTANT

QUANTITY SURVEYOR

LangdonSeah AN AECOM COMPANY

JOB TITLE

MUSEUM PLUS (M+) OF THE WEST KOWLOON CULTURAL DISTRICT

DRAWING TITLE

TREE SURVEY PLAN
FOR M+ ADVANVED WORKS

SCALE	1 : 500	PRINTED	20.06.2014
CHECKED		DATE	
APPROVED		DATE	
PRODUCED BY	ARP	DATE	20.06.2014
AUTHOR			ARP
DISCIPLINE			LAN
PHASE			WS1
DRAWING NO.			REV. XB

CAD REF NAME: 3A40X-ARP-LAN-DWG-P00-L000-1001-WS1-XB.dwg

AUTHORITY

西九文化區管理局
West Kowloon Cultural District Authority

Appendix (iii) – Post Planting Care Plan

M+ Post Planting Care Plan

Operation	Description	Frequency	Notes
a. Replacement planting	Replacement of dead , dying plants, e.g. failure grass species . Replanting and/or reseeding of annual herbaceous plants depending on rate of self-regeneration.	As directed by the certified arborist	Immediately following weeding operations. Preferably during planting season i.e. Mar-Sep.
b. Watering	Watering of planted areas as required	Daily operation except where rainfall > 20mm/day. Early morning and/or late afternoon	Duration of the irrigation system watering time to be reviewed periodically and any necessary adjustment made
c. Weeding	Removal of all non-specified plants for all planting areas	12 times per year – once every three weeks in growing season, once every five weeks at other times	The three weeks weeding cycle – adjusted to five weeks in the winter season (continuous cycle of weeding)
d. Noxious and invasive weeds	Remove species of noxious and invasive weeds, e.g. Mikania micrantha and Leucaena leucocephala, immediately when discovered	Daily check as part of other inspections – immediate treatment as necessary	Observe the guidelines and practice notes promulgated by AFCD on treatment of noxious weeds
e. Post-planting fertilizer	Application of fertilizer to all planting areas	Two applications with 100 to 300 days in first Spring / Autumn after completion of planting / grass laying	Application of fertilizer twice during the first year
f. Soil aeration	Forking over to a depth of 100mm for grass / shrubs & groundcover plants	First Spring / Autumn following completion of planting	Operation conducted concurrently with fertilizer application
g. Mulching	Topping up of mulch to specified depth	Top up twice during the establishment period. Timing dependent on completion of planting – first immediately after aeration + second immediately before end of Establishment Period	Observe GLTMS guidelines on keeping mulch away from trunk flare
h. Firming up	Firming of trees and shrubs to ensure plants are set upright and properly established in the ground	As directed by the certified arborist – immediately after strong winds / typhoons and as necessary	Review on a monthly basis, adjustments made as necessary
i. Staking and tying	Adjustment of stakes and tying materials for trees and palms to ensure that they are secure, but allow room for plant growth	Review on a monthly basis, adjustments made as necessary	-
j. Pruning of trees / palms	Pruning of trees and palms to remove dead or damaged branches / fronds and to promote better canopy / crown shape. (Formative pruning should be undertaken during plant preparation and immediately prior to planting)	According to species, as determined by the certified arborist.	Observe relevant guidelines and Proper Planting Practices promulgated by GLTMS of DEVB

M+ Post Planting Care Plan

Operation	Description	Frequency	Notes
k. Pruning of shrubs and groundcovers	Pruning of shrubs and groundcovers to encourage bushy growth, tidy up appearance, topiary as intended, and remove dead / diseased branches	Review on a monthly basis. Prune according to species and agreed design intent, as directed by the certified arborist	Pruning as necessary to maintain the agreed design height for shrubs (action trigger height down to pruned height for each species / location)
l. Training and pruning climbers	Train climbers to obtain the desired effect. Pruning of climbers to prevent uncontrolled spreading and strangling of other plants. Adjust climber ties and wires to give proper support to climbing plants	As directed by the certified arborist. Training and pruning according to agreed design intent. Monthly check ties and wires and adjust as necessary	-
m. Lawn care	Includes grass cutting, rolling, weeding and general lawn care operations	Review on a weekly basis. Cutting as required in accordance with grass height	Cut grass to a height of 50 mm when it reaches 100 mm high
n. Top dressing for grass areas	Top dress grass areas as required to smooth out minor depressions	Twice – timing to be agreed	-
o. Plant division	Remove selected plants to reduce overcrowding and replant elsewhere on site	As directed by the certified arborist, review on a monthly basis. (Preferably during planting season i.e. Mar-Sep)	-
p. Plant thinning	Remove selected plants to reduce overcrowding and dispose off-site	As directed by the certified arborist. Review on a monthly basis	-
q. Infestation by rodents etc.	Check all planting areas for signs of infestation by rodents etc. as part of the regular monthly inspection of the establishment works. Treatment by pest control measures.	Daily check as part of other inspections – immediately treatment as necessary	-
r. Pest, disease, fungal growth and parasitic plants	Check all plants for signs of pest, disease, fungal growth and parasitic plants as part of the regular monthly inspection of the establishment works. Treat pest, disease and fungal growth by applying suitable chemical or pruning as appropriate. Treat parasitic plants by physical removal.	Daily check as part of other inspections – immediately treatment as necessary	-
s. Protective fencing	Check and repair protective fencing	As required	-
t. Typhoon damage	Reinstatement of all displaced trees and shrubs, treatment or replacement of damaged plants	As required	-

M+ Post Planting Care Plan

Operation	Description	Frequency	Notes
u. Clearance of unwanted vegetation	Carry out as part of site clearance and weeding. Remove all unwanted vegetation including undersized wild growth undesirable to be kept at the location.	As directed by the certified arborist	-
v. Litter collection	Collection of litter and debris from site	Daily operation across site	-
w. Erosion control	Application of erosion control measures as required preventing / controlling soil erosions. Repair of eroded areas.	As required	On-going exercise
x. Removal of stakes & protective fencing	Removal of stakes, guys, ties and protective fencing at the end of the Establishment Period	Once	Part of the Final Inspection

M+ Post Planting Care Plan

Operation	Frequency	Jan	Feb	Mar	Apr	May	Jun	Jul	Aug	Sep	Oct	Nov	Dec
Replacement planting	Mar-Sept (as required)												
Watering	daily												
Weeding	monthly												
Removal of noxious and invasive weeds	daily												
Apply post-planting fertilizer	Feb/Aug												
Soil aeration	Feb/Aug												
Top up mulching	2 times per year												
Firming up of tilted plants	(as required)												
Adjust staking and tying of trees / palms	monthly												
Pruning of trees / palms	(as required)												
Pruning of shrubs and groundcovers	(as required)												
Training and pruning of climbers, adjust climber ties and wires	(as required)												
Lawn care	(as required)												
Top dressing for grass areas	2 times per year												
Plant division	Mar-Sept (as required)												
Plant thinning	(as required)												
Control infestation by rodents etc.	(as required)												
Control pest, disease, fungal growth and parasitic plants	(as required)												
Check and repair protective fencing	(as required)												
Repair typhoon damage	(as required)												
Clearance of unwanted vegetation	(as required)												
Removing litter, stone, rubbish and the like	daily												
Erosion control	(as required)												

Appendix (iv) –
Landscape Concept Plans for the proposed Underpass Road
(drawings extracted from the Approved EIA report)

DRAWINGS EXTRACTED FROM THE APPROVED EIA Report (Register No.: AEIAR-178/2013)

As per approved EIA Report Clause 10.7.1.2, the Landscape Concept Plan for the WKCD development is preliminary and for illustrative purposes only. For landscape layout for M+ development, please refer to the "Location Plan of the Landscape and Visual Mitigation" (Page 11) in the Landscape Mitigation Plan

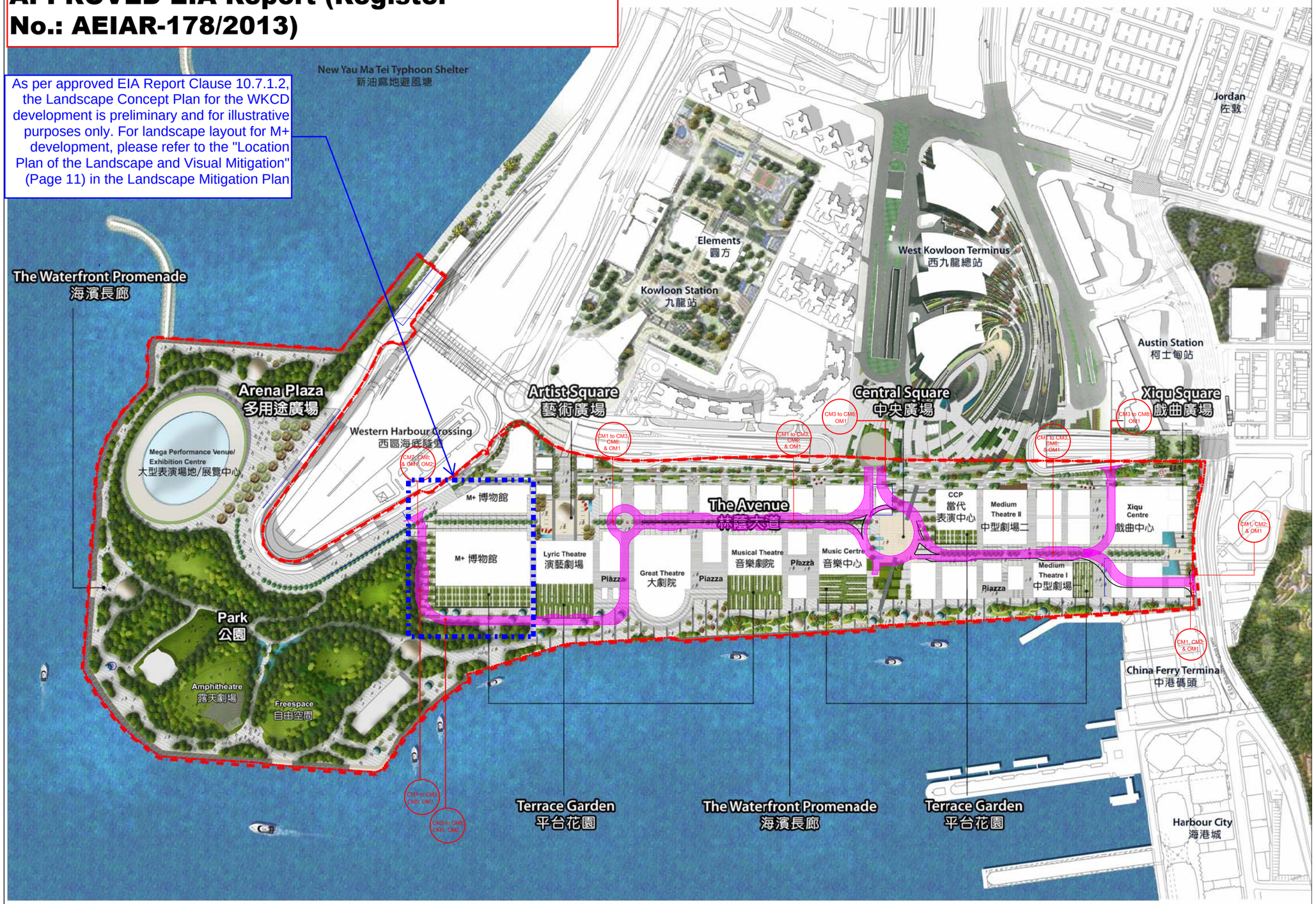

Remark: All Piers and Arts Pontoons should be subject to PHO and relevent Government Departments Agreement
備註: 所有碼頭及藝術浮橋有待<保護海港條例>及有關政府部門同意。
* Reference Materials For DP Submission. *用作提交發展圖則之參考資料。

© Mott MacDonald Hong Kong Limited

This document should not be relied on or used in circumstances other than those for which it was originally prepared and for which Mott MacDonald Hong Kong Limited was commissioned. Mott MacDonald Limited accepts no responsibility for this document to any other party other than the person by whom it was commissioned.

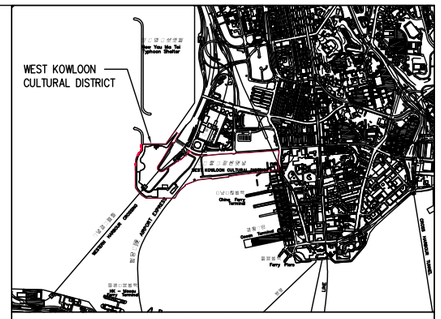

KEY PLAN

- PROPOSED PIAZZA AREAS 廣場
- WATER FEATURE 水景
- TREE 樹木
- SHRUB 灌木
- LAWN/GROUNDCOVER 草地/地被
- HARD PAVING AREA 鋪裝
- SCHEDULE 2 DESIGNATED PROJECT - UNDERPASS ROAD
- SCHEDULE 3 DESIGNATED PROJECT BOUNDARY

Rev	Date	Drawn	Description	Ch'k'd	App'd

Client

WEST KOWLOON CULTURAL DISTRICT AUTHORITY

Mott MacDonald
20/F Two Landmark East
100 How Ming Street
Kwun Tong, Kowloon
Hong Kong
T +852 2828 5757
F +852 2827 1823
W www.mottmac.com.hk

ARTEC · IMG Artists · Lord · TFP | FARRELLS · G H K · creative thinking positive solutions · ecological earthasia limited · MVA · DONNELL · LD ASIA · BMT

Project

PROJECT CONSULTANCY STUDY FOR WEST KOWLOON CULTURAL DISTRICT DEVELOPMENT PLAN

Title

PROPOSED LANDSCAPE CONCEPT PLAN

Designed			Eng check		
Drawn			Coordination		
Dwg check			Approved		
Scale at A3 NTS		Status		Rev	

Drawing Number

Figure 14.10.15

DRAWINGS EXTRACTED FROM THE APPROVED EIA Report (Register No.: AEIAR-178/2013)

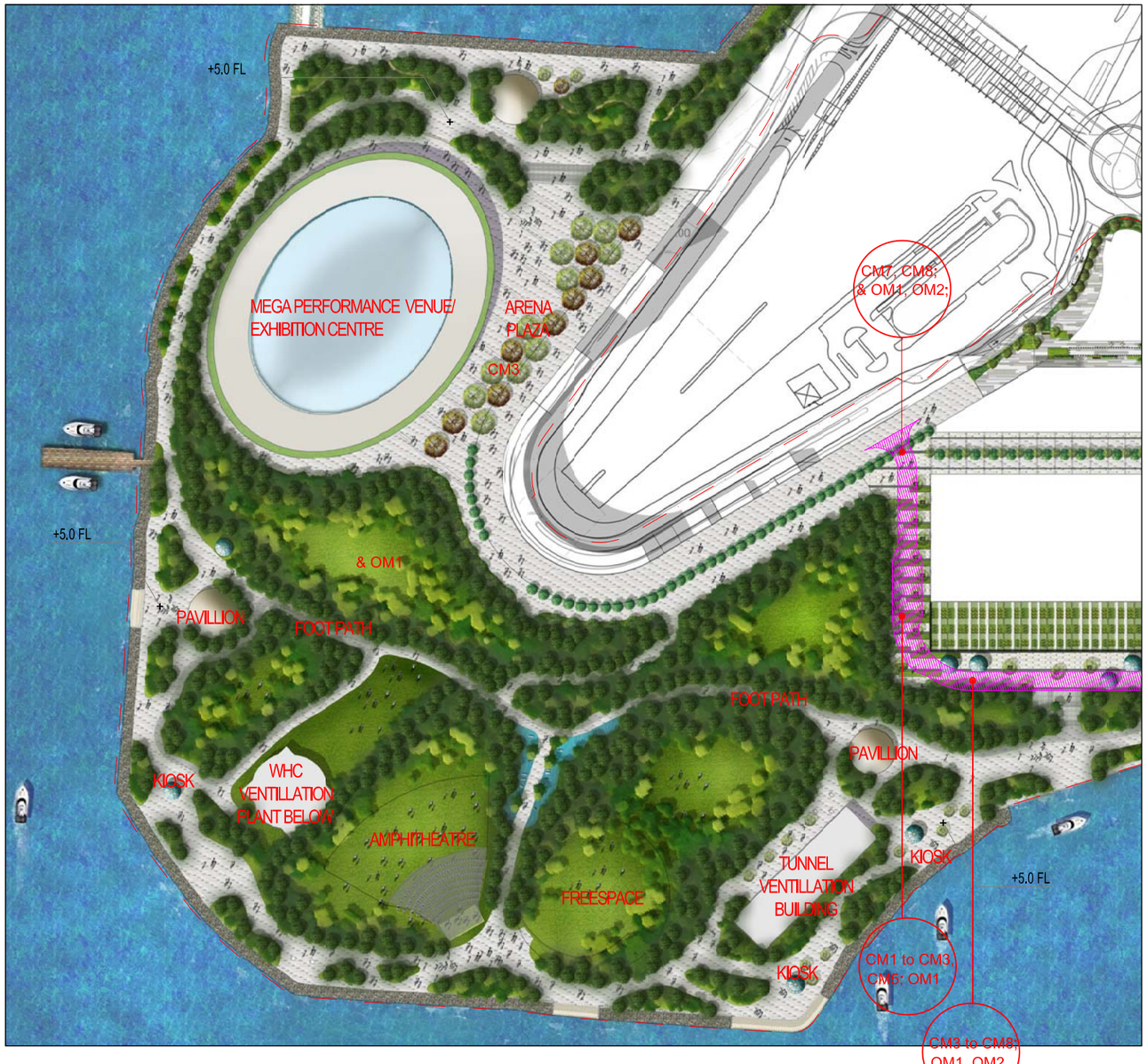

PARK PLAN

SCALE 1:3000M @A3

0 50 100 150 m

1 : 3000 SCALE BAR

LIST OF LANDSCAPE MITIGATION MEASURES:

CM1: TREES SHOULD BE RETAINED IN SITU AS FAR AS POSSIBLE, SHOULD TREE REMOVAL BE UNAVOIDABLE, TREE WILL BE TRANSPLANTED OR FELLED.

CM2: COMPENSATORY TREE PLANTING

CM3: BUFFER TREES FOR SCREENING PURPOSES TO SOFTEN THE HARD ARCHITECTURAL AND ENGINEERING STRUCTURES AND FACILITIES.

CM4: SOFTSCAPE TREATMENTS SUCH AS VERTICAL GREEN WALL PANEL /PLANTING OF CLIMBING AND/OR WEEPING PLANTS, ETC, TO MAXIMIZE THE GREEN COVERAGE AND SOFTEN THE HARD ARCHITECTURAL AND ENGINEERING STRUCTURES AND FACILITIES.

CM5: ROOF GREENING BY MEANS OF INTENSIVE AND EXTENSIVE GREEN ROOF TO MAXIMIZE THE GREEN COVERAGE AND IMPROVE AESTHETIC APPEAL AND VISUAL QUALITY OF THE BUILDING/STRUCTURE.

CM6: SENSITIVE STREETSCAPE DESIGN SHOULD BE INCORPORATED ALONG ALL NEW ROADS AND STREETS.

CM7: STRUCTURE, ORNAMENTAL PLANTING SHALL BE PROVIDED ALONG AMENITY STRIPS TO ENHANCE THE LANDSCAPE QUALITY.

CM8: LANDSCAPE DESIGN SHALL BE INCORPORATED TO ARCHITECTURAL AND ENGINEERING STRUCTURES IN ORDER TO PROVIDE AESTHETICALLY PLEASING DESIGNS.

OM1: PROVIDE PROPER PLANTING MAINTENANCE

OM2: PROVISION OF OPEN SPACE IN VARIOUS FORMS AND AT DIFFERENT LEVELS ON OR ABOVE GROUND, INCLUDING PARK, WATERFRONT PROMENADE, PIAZZAS AND TERRACE GARDEN AND ASSOOCIATED GREEN CONNECTIONS FOR PUBLIC ENJOYMENT.



KEY PLAN 1:25,000M @A3

LEGEND

SCHEDULE 2 DESIGNATED PROJECT - UNDERPASS ROAD

SCHEDULE 3 DESIGNATED PROJECT BOUNDARY

Rev	Date	Drawn	Description	Ch'k'd	App'd

Client

WEST KOWLOON CULTURAL DISTRICT AUTHORITY

Mott MacDonald

20/F Two Landmark East
100 How Ming Street
Kwun Tong, Kowloon
Hong Kong
T +852 2828 5757
F +852 2827 1823
W www.mottmac.com.hk

ARTEC IMG Artists Lord TFP | FARRELLS GHK creative thinking positive solutions earthasia limited MVA DONNELL LD ASIA BMT

Project

PROJECT CONSULTANCY STUDY FOR WEST KOWLOON CULTURAL DISTRICT DEVELOPMENT PLAN

Title

LANDSCAPE CONCEPT PLAN FOR PARK

Designed			Eng check		
Drawn			Coordination		
Dwg check			Approved		
Scale at AS SHOWN		Status		Rev	

Drawing Number

Figure 14.10.16

Remark: All Piers and Arts Pontoons should be subject to PHO and relevent Government Departments Agreement
備註: 所有碼頭及藝術浮橋有待<保護海港條例>及有關政府部門同意。
* Reference Materials For DP Submission. *用作提交發展圖則之參考資料。

© Mott MacDonald Hong Kong Limited

This document should not be relied on or used in circumstances other than those for which it was originally prepared and for which Mott MacDonald Hong Kong Limited was commissioned. Mott MacDonald Limited accepts no responsibility for this document to any other party other than the person by whom it was commissioned.

INDICATIVE 只供參考

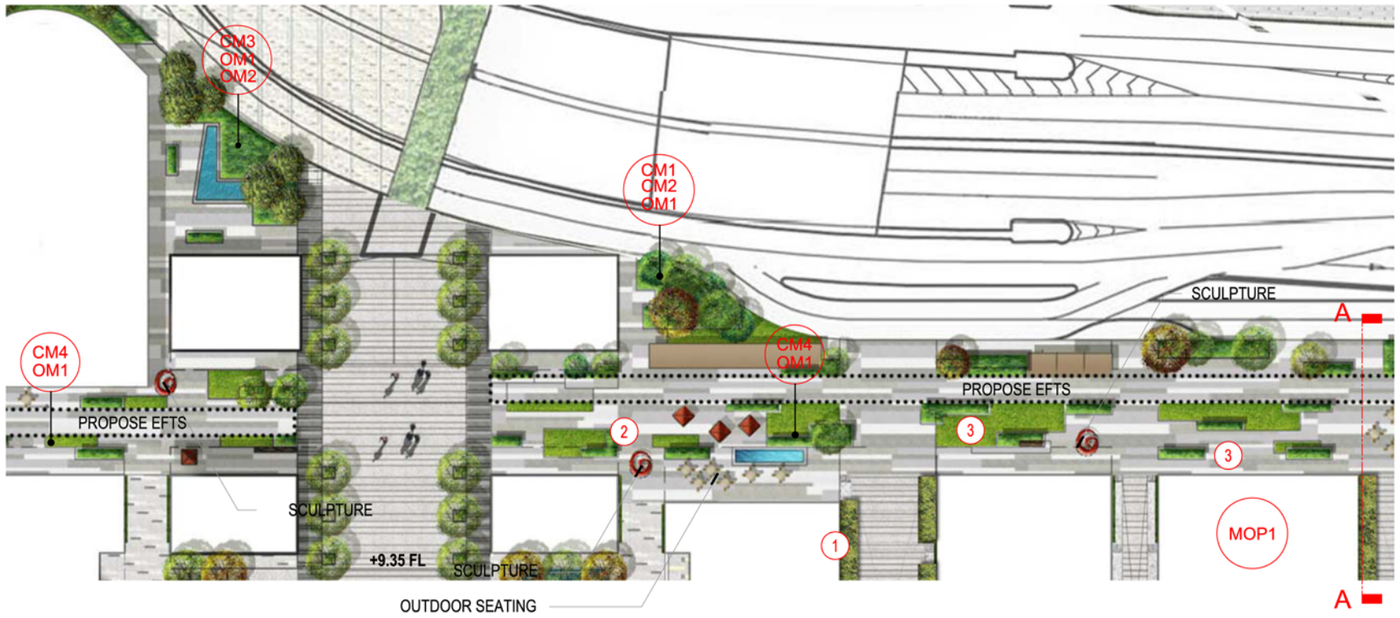

AUSTIN ROAD WEST PLAN

SCALE 1:1000M @A3

0 10 20 30 40 50 m

1 : 1000 SCALE BAR

LIST OF LANDSCAPE MITIGATION MEASURES:

CM1: TREES SHOULD BE RETAINED IN SITU AS FAR AS POSSIBLE, SHOULD TREE REMOVAL BE UNAVOIDABLE, TREE WILL BE TRANSPLANTED OR FELLED.

CM2: COMPENSATORY TREE PLANTING

CM3: BUFFER TREES/ SOFTSCAPE TREATMENT (I.E. VERTICAL GREEN WALL/ CLIMBER) FOR SCREENING PURPOSE AND SOFTEN THE ARCHITECTURAL STRUCTURES AND FACITLITES

CM4: SENSITIVE STREETSCAPE DESIGN

CM5: STRUCTURE AND ORNAMENTAL PLANTING ALONG AMENITY STRIP

CM6: LANDSCAPE DESIGN TO INCORPORATED TO ARCHITECTURAL AND ENGINEERING STRUCTURES IN ORDER TO PROVDE AESTHETICALLY PLEASING DESIGN

CM7: GRASS-HYDROSEED BARE SOIL SURFACE AND STOCKPILE AREAS

OM1: PROVIDE PROPER PLANTING MAINTENANCE

LIST OF VISUAL MITIGATION MEASURES DURING OPERATION PHASE :

MOP1: WITH WELL DESIGNED LOW TO MEDIUM-RISE BUILDINGS, THE PROPOSED WKCD DEVELOPMENT IS ANTICIPATED TO BE HIGHLY COMPATIBLE WITH THE SURROUNDINGS.

MOP2: THE BUILDINGS ON THE WKCD SITE ARE DESIGNED TO ALLOW VISUAL PERMEABILITY FROM THE WKT TO VICTORIA HARBOUR, WHICH IS ACHIEVED BY ALIGNMENT OF THE BUILDINGS ON THE WKCD SITE.

MOP3: AN OPEN VISTA AND GREEN CORRIDOR FROM THE HERITAGE SITES CONSISTING OF THE DECLARED MONUMENTS OF ST. ANDREW'S CHURCH, FORMER KOWLOON BRITISH SCHOOL AND HONG KONG OBSERVATORY THROUGH KOWLOON PARK, AND ALONG WKCD WATERFRONT PROMENADE TOWARDS THE VICTORIA HARBOUR IS PRESERVED.

MOP4: CLUSTERS OF SHADE PLANTING AND APPROPRIATE LANDSCAPING ARE DESIGNED TO PROVIDE A RELAXING WATERFRONT ENVIRONMENT AND SOFTEN THE WATER EDGE.

MOP5: THE OPEN SPACE WILL BE PROVIDED IN VARIOUS FORMS AT DIFFERENT LEVELS IN THE WKCD, INCLUDING PIAZZAS TERRACE GARDEN, GREEN ROOF, A LANDSCAPED WATERFRONT PROMENADE AND VARIOUS GREEN SPACES.

MOP6: THE TERRACED GARDENS AND GREEN ROOF COULD BE CONSIDERED AS MITIGATION MEASURES TO LESSEN THE VISUAL IMPACTS AND PROVIDE NEW VISUAL RESOURCES WHEN VIEWED FROM THE VSRs AT HIGHER LEVELS.

MOP7: UNDULATING BERMS AND THE TREE PLANTED IN THE SURROUNDINGS OF THE VENTILATION BUILDINGS.

MOP8: MITIGATION MEASURES FOR WIND TURBINES LOCATED ALONG THE WATERFRONT INCLUDE USE OF NATURAL COLOUR TONES (E.G. GREEN COLOUR), TO MAKE THEM VISUALLY MORE COMPATIBLE WITH THE SURROUNDINGS.

MOP9: BUFFER TREES FOR SCREENING PURPOSES OR OTHER SOFTSCAPE TREATMENTS E.G. VERTICAL GREEN WALL/ CLIMBER/ ROOF GREENING SHALL BE INCORPORATED TO SOFTEN THE HARD ARCHITECTURAL AND ENGINEERING STRUCTURES AND FACILTIES.

MOP10: LIGHTING CONTROL MEASURES SUCH AS THE USE OF SENSORS AND TIMERS COULD HELP REDUCE USAGE AFTER HOURS.



KEYPLAN 1:25,000M @A3



REFERENCE IMAGES



SECTION A - A (AUSTIN ROAD WEST)

SCALE 1:150M @A3

0 5 m

1 : 150 SCALE BAR

INDICATIVE 只供參考

Remark: All Piers and Arts Pontoons should be subject to PHO and relevent Government Departments Agreement
備註: 所有碼頭及藝術浮橋有待<保護海港條例>及有關政府部門同意。
* Reference Materials For DP Submission. *用作提交發展圖則之參考資料。

© Mott MacDonald Hong Kong Limited

This document should not be relied on or used in circumstances other than those for which it was originally prepared and for which Mott MacDonald Hong Kong Limited was commissioned. Mott MacDonald Limited accepts no responsibility for this document to any other party other than the person by whom it was commissioned.

Rev	Date	Drawn	Description	Ch'k'd	App'd

Client

WEST KOWLOON
CULTURAL DISTRICT AUTHORITY

Mott MacDonald
20/F Two Landmark East
100 How Ming Street
Kwun Tong, Kowloon
Hong Kong
T +852 2828 5757
F +852 2827 1823
W www.mottmac.com.hk

ARTEC · IMG Artists · Lord · TFP | FARRELLS · G H K · creative thinking positive solutions · earthasia limited · MVA · DONNELL · LD ASIA · BMT

Project

PROJECT CONSULTANCY STUDY FOR
WEST KOWLOON CULTURAL DISTRICT
DEVELOPMENT PLAN

Title

LANDSCAPE CONCEPT FOR
AUSTIN ROAD WEST
SECTION A - A

Designed			Eng check		
Drawn			Coordination		
Dwg check			Approved		
Scale at A3 AS SHOWN		Status		Rev	

Drawing Number
Figure 14.10.22

Appendix (v) –
Phasing Plan of the Underpass Road serving WKCD

Phased developments	Update submission/Reply-to-Comment status	Anticipated implementation of landscape works (subject to development program)
Lyric Theatre	May, 2018	Year 2023
M+	23 September 2015	Year 2020
Art Park	25 September 2015	Year 2019
Hong Kong Palace Museum	17 July 2018	Year 2022

WEST KOWLOON HIGHWAY
NGA CHEUNG ROAD
KOWLOON STATION
TERMINUS
ROAD
AUSTIN STATION
AUSTIN ROAD WEST
CANTON ROAD
CHINA FERRY TERMINAL
STERN HARBOUR CROSSING
HARB CIT

B.D. REF:
F.S.D. REF:

KEY PLAN

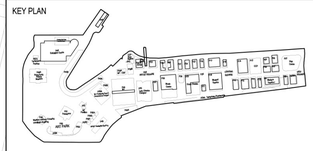

KEY PLAN

LEGEND :

- = WKCD SITE BOUNDARY
- = LYRIC THEATRE SUBMISSION BOUNDARY
- = M+ SUBMISSION BOUNDARY
- = ART PARK SUBMISSION BOUNDARY
- = HONG KONG PALACE MUSEUM SUBMISSION BOUNDARY

LEGEND FOR TYPE OF GREENERY :

- = GREENERY AT PEDESTRIAN ZONE (UNDER PNAP APP-152 PARAGRAPH 18 TABLE 2)
- = PARK GREENERY AT PEDESTRIAN ZONE (UNDER PNAP APP-152 PARAGRAPH 18 TABLE 2)
- = PROMENADE GREENERY AT PEDESTRIAN ZONE (UNDER PNAP APP-152 PARAGRAPH 18 TABLE 2)
- = OTHER GREEN FEATURES (UNDER PNAP APP-152 APPENDIX F TABLE 2)
- = PARK OTHER GREEN FEATURES (UNDER PNAP APP-152 APPENDIX F TABLE 2)
- = TERRACE GREENING (NOT WITHIN 15M FROM GROUND)
- = SET BACK GREENING (NOT WITHIN 15M FROM GROUND)
- = ROOF GREENING (NOT WITHIN 15M FROM GROUND)

= OTHER GREEN AREA

- = PROPOSED BUILDING OUTLINE
- = UNDERPASS ROAD SERVING THE WKCD
- = UNDERGROUND ROAD AFTER RELOCATION OF THE TSIM SHA TSUI FIRE STATION
- = OPEN ROAD SECTION OF LENGTH ABOUT 15m

REV.	DATE	DESCRIPTION	INITIAL

JOB TITLE
T&TGPLP SUBMISSION FOR
WEST KOWLOON CULTURAL DISTRICT

DRAWING TITLE
TREE AND TURF GRASS PLANTING AND LANDSCAPE PLAN
OVERALL MASTER PLAN

SCALE	1:2000	PRINTED	A1
CHECKED	J.T.	DATE	04-12-2018
APPROVED	-	DATE	-
DRAWN	TTY	DATE	04-12-2018

CONTRACT NO. -

DRAWING NO. XXXXX-AUT-LAN-DWG-2371-P00-XXXX-WSX
REV. XA

CAD REF NAME: XXXXX-AUT-LAN-DWG-2371-P00-XXXX-WSX.DWG

EMPLOYER

westKowloon
西九文化區

Appendix (vi) –
G/F, B1/F and 3/F Landscape Drawings

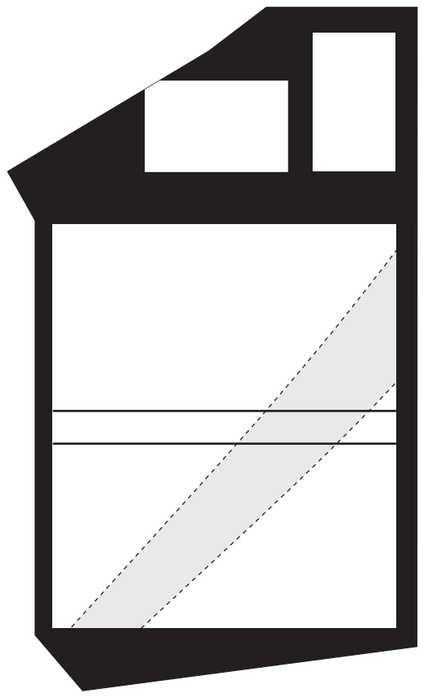

G/F STREETSCAPE & LANDSCAPE



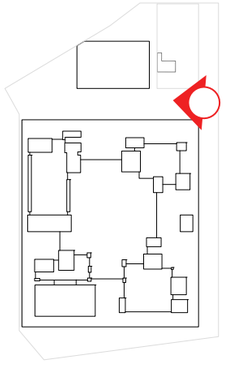

AVENUE VIEW FROM THE EAST

SITE & LANDSCAPE



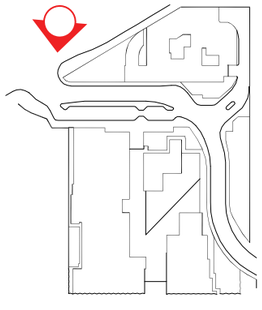

CARRIAGEWAY ENTRANCE VIEW FROM THE NORTH

SITE & LANDSCAPE



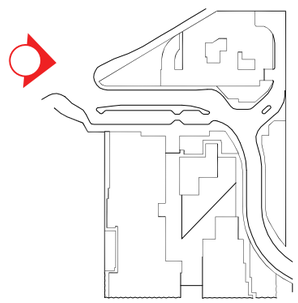

CARRIAGEWAY ENTRANCE VIEW FROM THE WEST

SITE & LANDSCAPE



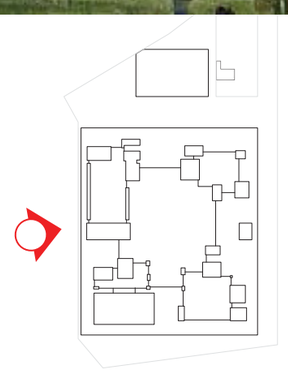

GF PLATFORM PARK INTERFACE VIEW

SITE & LANDSCAPE



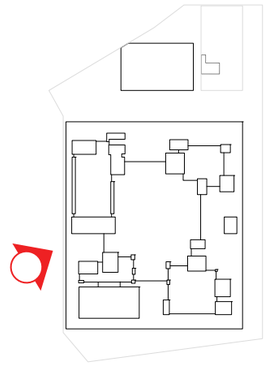

WESTERN PARK INTERFACE VIEW

SITE & LANDSCAPE



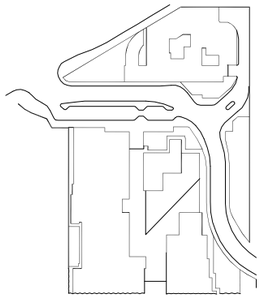

WATERFRONT PROMENADE TERRACE VIEW

SITE & LANDSCAPE



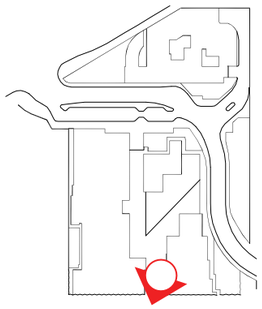

B1F SOUTH LANDSCAPE VIEW

SITE & LANDSCAPE

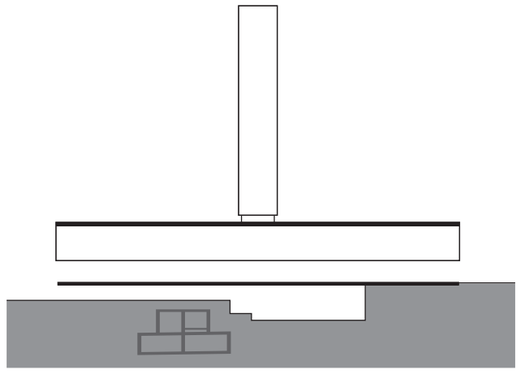

3/F
TERRACE GARDEN

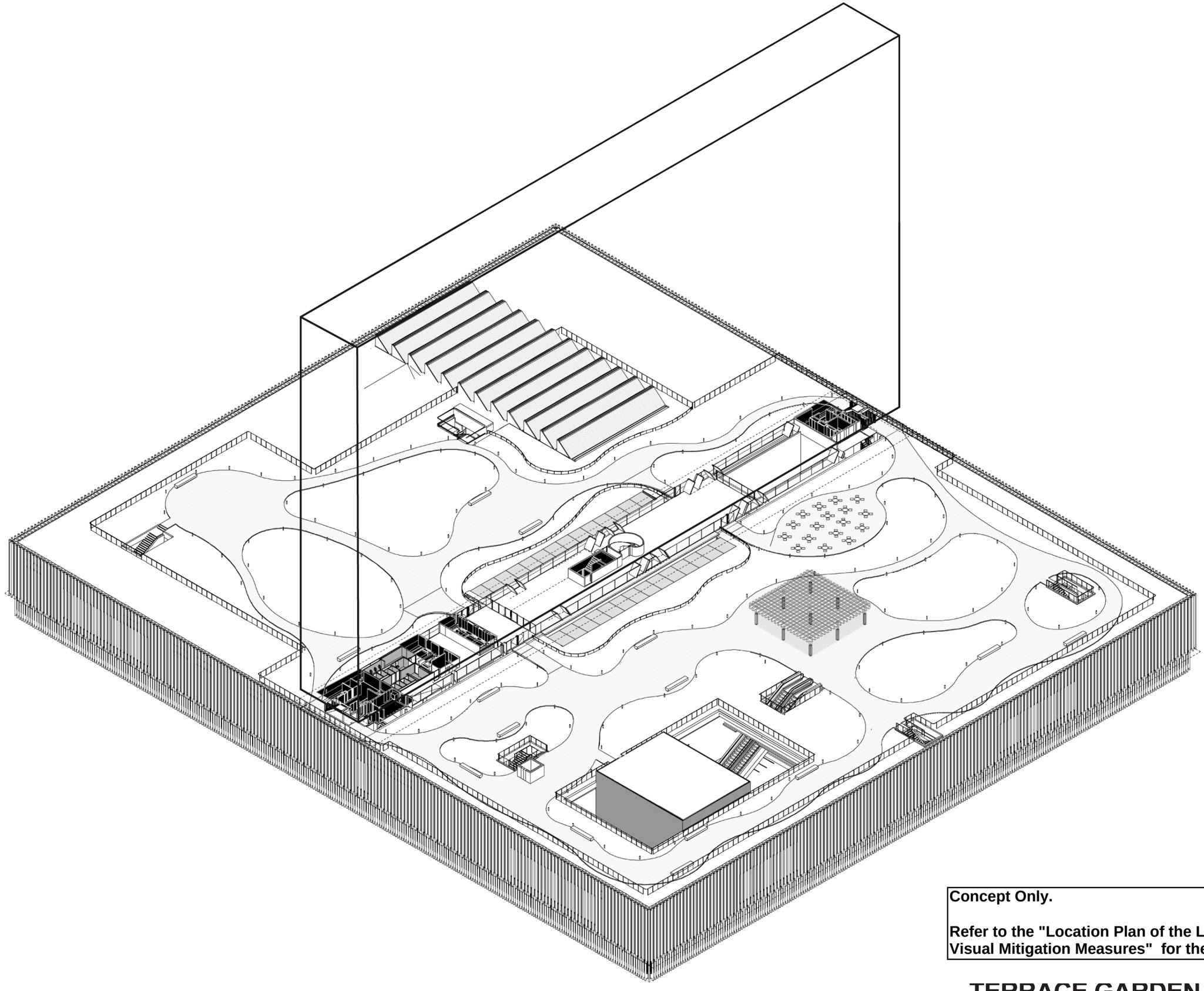

Concept Only.

Refer to the "Location Plan of the Landscape and Visual Mitigation Measures" for the landscape layout

TERRACE GARDEN OVERVIEW

TERRACE GARDEN

PROGRAM AND ACTIVITIES



"Balloon dog" Jeff Koons , image by Librado Romero for the The New York Times



Untitled, Fairlop Primary School blog



Le Georges, Paris. Set on the rooftop of the Centre Pompidou, Design by JAKOB + MACFARLANE
Photo: © Michel Setboun/Corbis



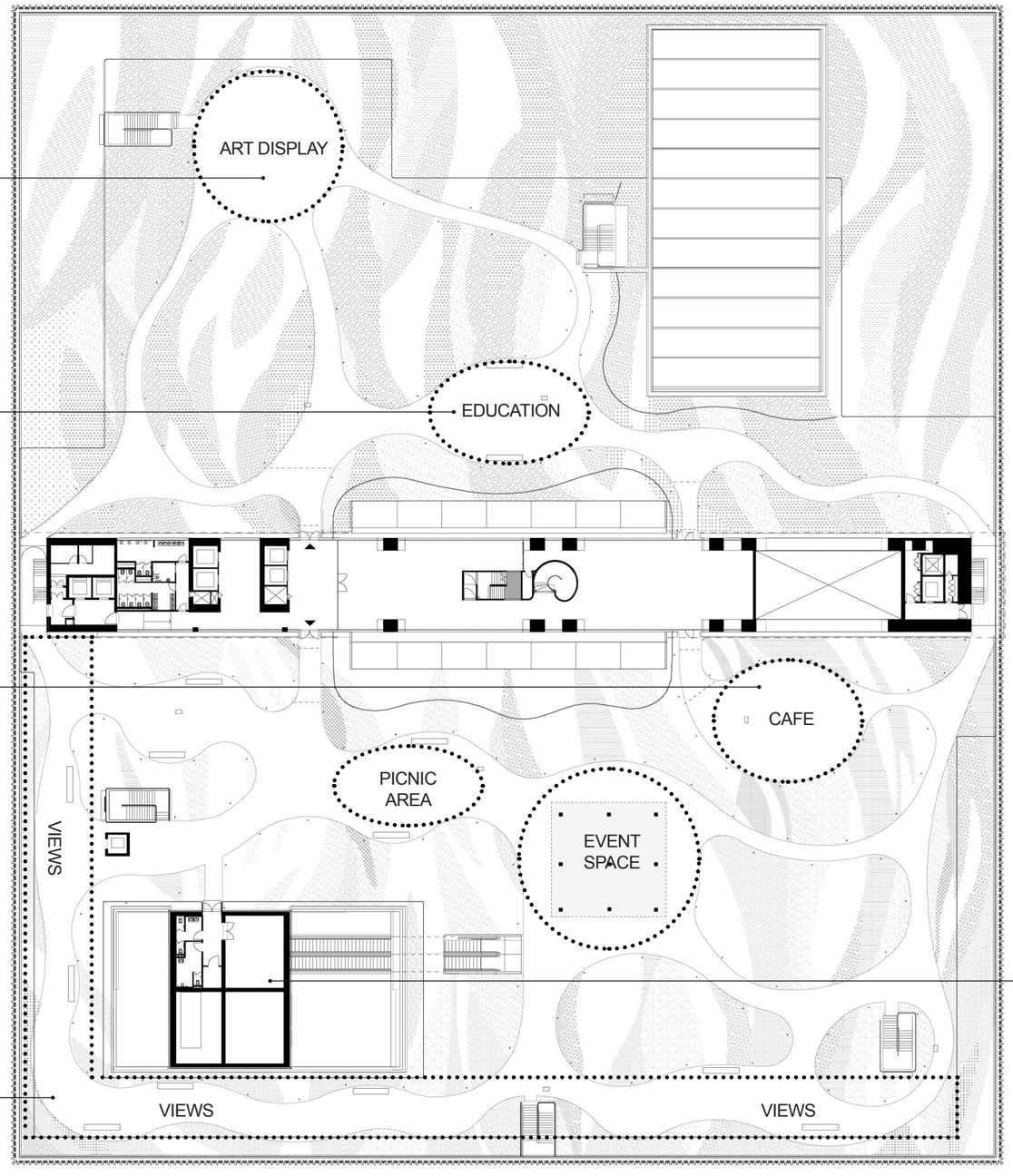

SUPPORT FUNCTION

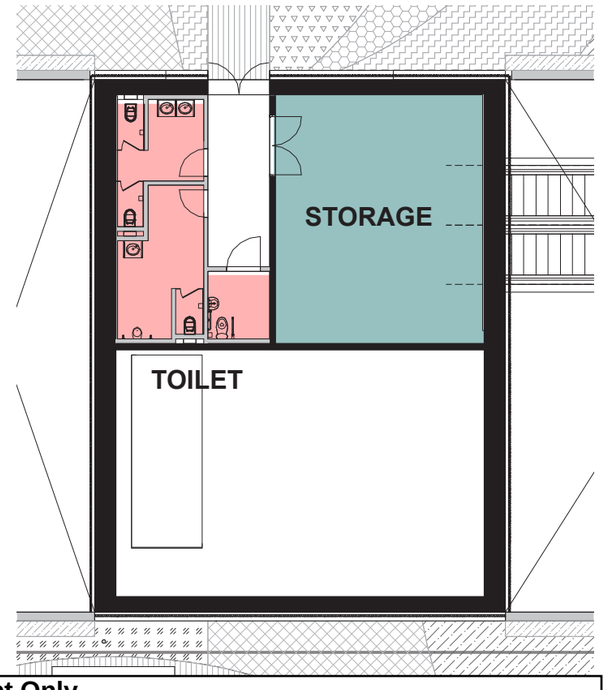

Concept Only.

Refer to the "Location Plan of the Landscape and Visual Mitigation Measures" for the landscape layout

M+

PROGRAM AND ACTIVITIES

TERRACE GARDEN



GREEN COVERAGE

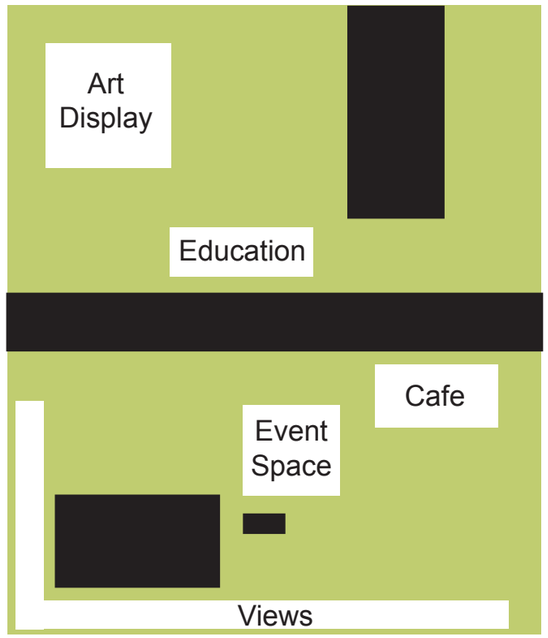

PROGRAM AREAS

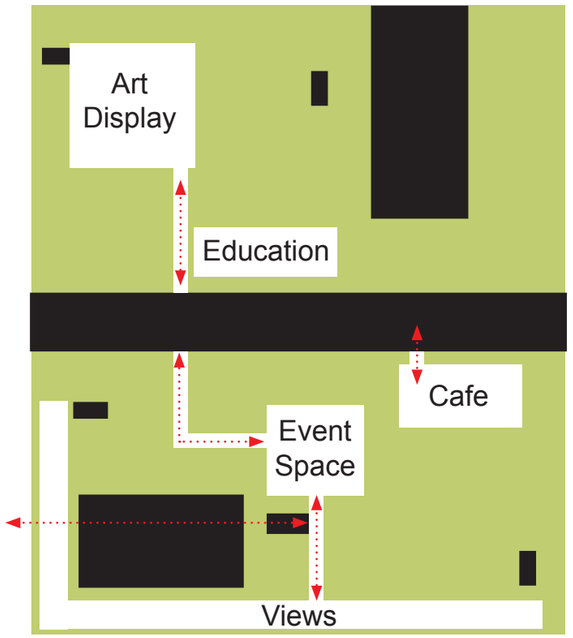

PRIMARY CIRCULATION

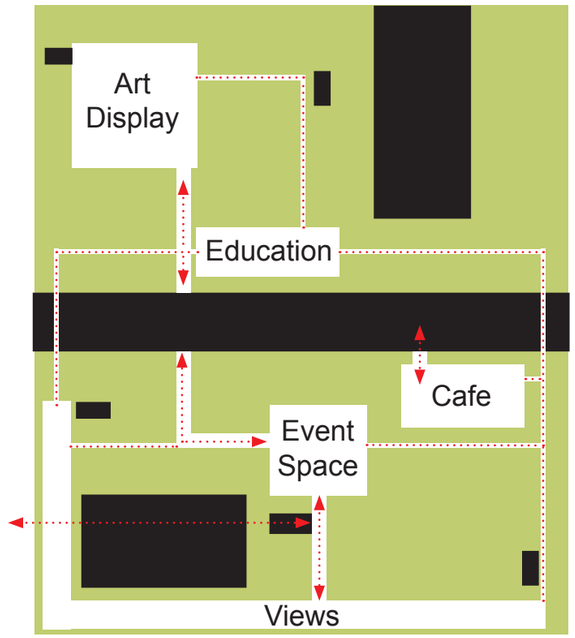

FIRE ESCAPE ROUTES

M+

PROGRAM AND CIRCULATION CONCEPT

TERRACE GARDEN

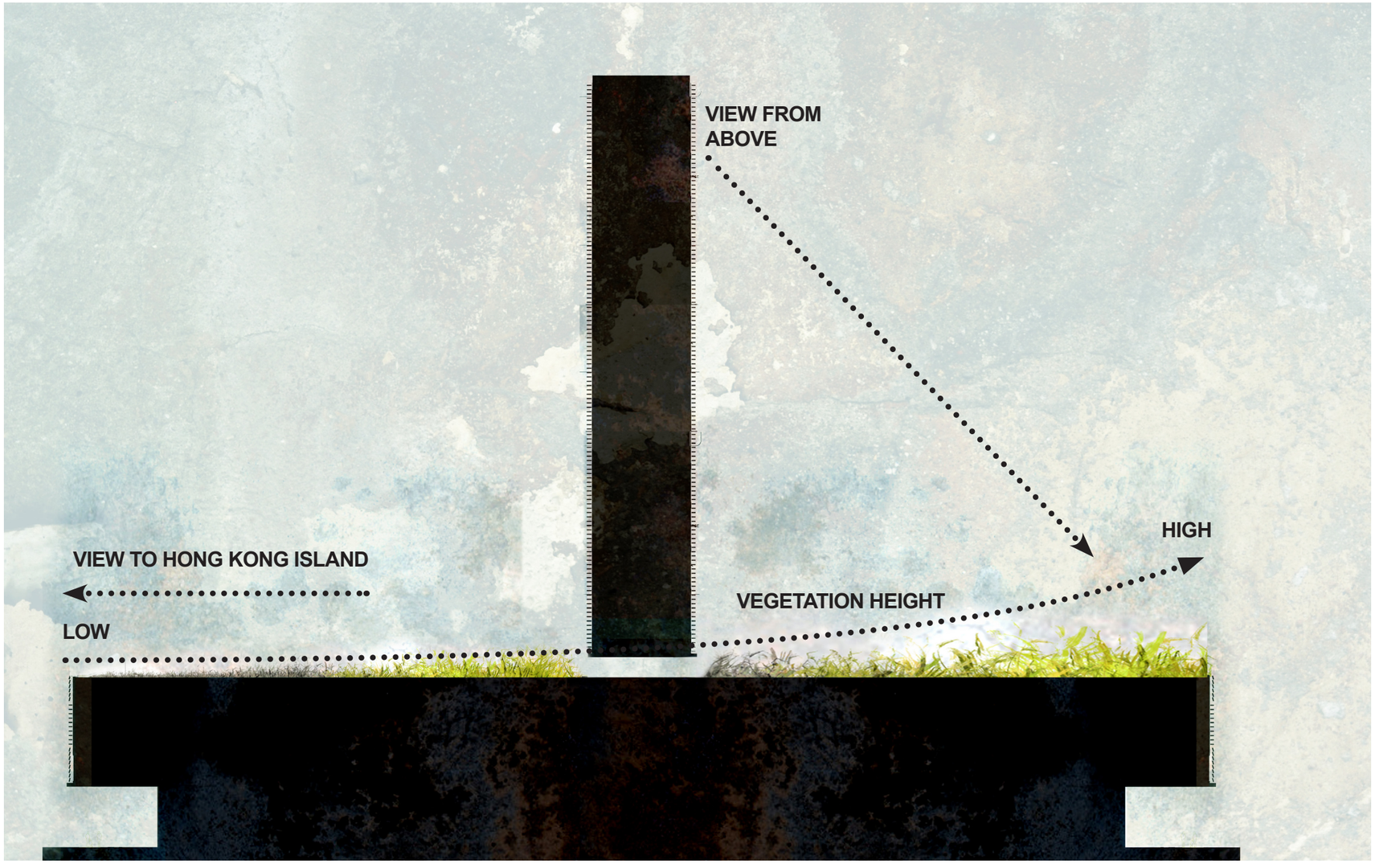

VEGETATION HEIGHT GRADIENT



LAYERED VEGETATION



SUBTROPICAL SPECIES SELECTION

M⊥

PLANTING CONCEPT

TERRACE GARDEN



EAST ELEVATION

SOUTH TERRACE



EAST ELEVATION

NORTH TERRACE

M+

LANDSCAPE ELEVATION

TERRACE GARDEN



Hedychium spp. T1



Acalypha wilkesiana Copper



Hohenbergia castellanosii



Crinum asiaticum, T2



Crinum asiaticum, T1



Schefflera arboricola



Heliconia subulata



Strelitzia reginae



Heliconia psittacorum



Osmoxylum lineare



Aechmea blanchetiana T2



Alpinia zerumbet



Aechmea blanchetiana T1



Ixora coccinea Lutea



Aechmea blanchetiana T3

PLANT PALETTE - NORTH TERRACE

TERRACE GARDEN


Canna indica T1


Canna indica T2


Crinum asiaticum T2


Aechmea mulfordii


Cordyline terminalis T2


Cordyline terminalis T4


Belamcanda chinensis


Hohenbergia castellanosii


Cordyline terminalis T1


Aechmea rubens


Cordyline terminalis T2


Codiaeum variegatum



Aechmea blanchetiana T3


Aechmea blanchetiana T1


Osmoxylum lineare

M+

PLANT PALETTE - SOUTH TERRACE

TERRACE GARDEN



Zephyranthes citrina



Ophiopogon japonica Nana



Aechmea rubens



Zephyranthes candida



Ophiopogon japonica Nana



Dianella ensifolia



Neoregelia cruenta



Cordyline terminalis T3



Neoregelia compacta

M⊥

PLANT PALETTE - SOUTH TERRACE

TERRACE GARDEN



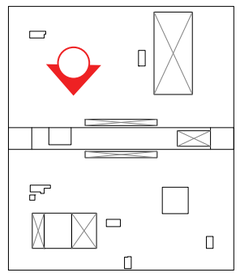

TERRACE GARDEN VIEW

TERRACE GARDEN



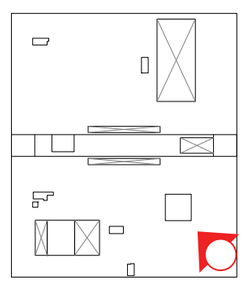

TERRACE GARDEN EVENING VIEW

TERRACE GARDEN



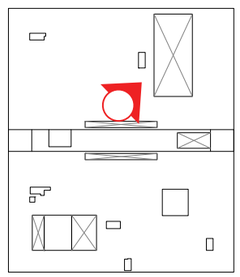

LANDSCAPE AND GALLERY SKYLIGHT VIEW

TERRACE GARDEN

LEGEND

- HYDROSEEDING
- CLIMBER
- BOUNDARY LINE
- TREE

NOTES

1. TREE AND SHRUB SCHEDULE FOR G/F REFER TO DRAWING NO. 3AXXX-GAM-LAN-DWG-9002-P00-L000-WS4

.

G/F - TREE SCHEDULE							
CODE	**SCIENTIFIC NAME**	**CHINESE NAME**	**HEIGHT (MM)**	**SPREAD (MM)**	**DBH (MM)**	**QTY**	**REMARKS**
Et(I)	EUCALYPTUS TERETICORNIS	細葉桉	5000	3000	75	4	
Et(h)	EUCALYPTUS TERETICORNIS	細葉桉	7000	4000	100	3	
Sla *	STERCULIA LANCEOLATA	假蘋婆	4000	3000	100	4	
Pax	POLYSPORA AXILLARIS	大頭茶	2000	1000	-	17	MULTI-TRUNK
Lsi	LIGUSTRUM SINENSE	山指甲	2000	1000	75	18	
Vod*	VIBURNUM ODORATISSIMUM	珊瑚樹	3000	2000	75	2	

G/F CLIMBER SCHEDULE							
CODE	**SCIENTIFIC NAME**	**CHINESE NAME**	**HEIGHT (MM)**	**SPREAD (MM)**	**SPACING (MM)**	**QTY**	**REMARKS**
CAG	CAMPSIS GRANDIFLORA	凌霄	600	-	200	1200	4 SHOOTS PER PLANT
FIP*	FICUS PUMILA	薜荔	600	-	200	1800	4 SHOOTS PER PLANT
EPA	EPIPREMNUM AUREUM	綠蘿	600	-	200	400	4 SHOOTS PER PLANT
LOJ*	LONICERA JAPONICA	忍冬（金銀花）	600	-	200	72	4 SHOOTS PER PLANT
TRA	TRISTELLATEIA AUSTRALASIAE	三星果	600	-	200	72	4 SHOOTS PER PLANT
CLIMBER SPECIES ARE TO BE ALTERNATELY PLANTED AS STATED							

HYDROSEEDING SEED MIX		
SCIENTIFIC NAME	**CHINESE NAME**	**RATE**
IMPERATA CYLINDRICA*	白茅	20 G/SQ.M
CELOSIA ARGENTEA*	青葙	5 G/SQ.M
KALIMERIS INDICA*	馬蘭	5 G/SQ.M

* Native Species

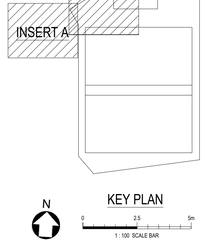

N

KEY PLAN

0 2.5 5m

1 : 100 SCALE BAR

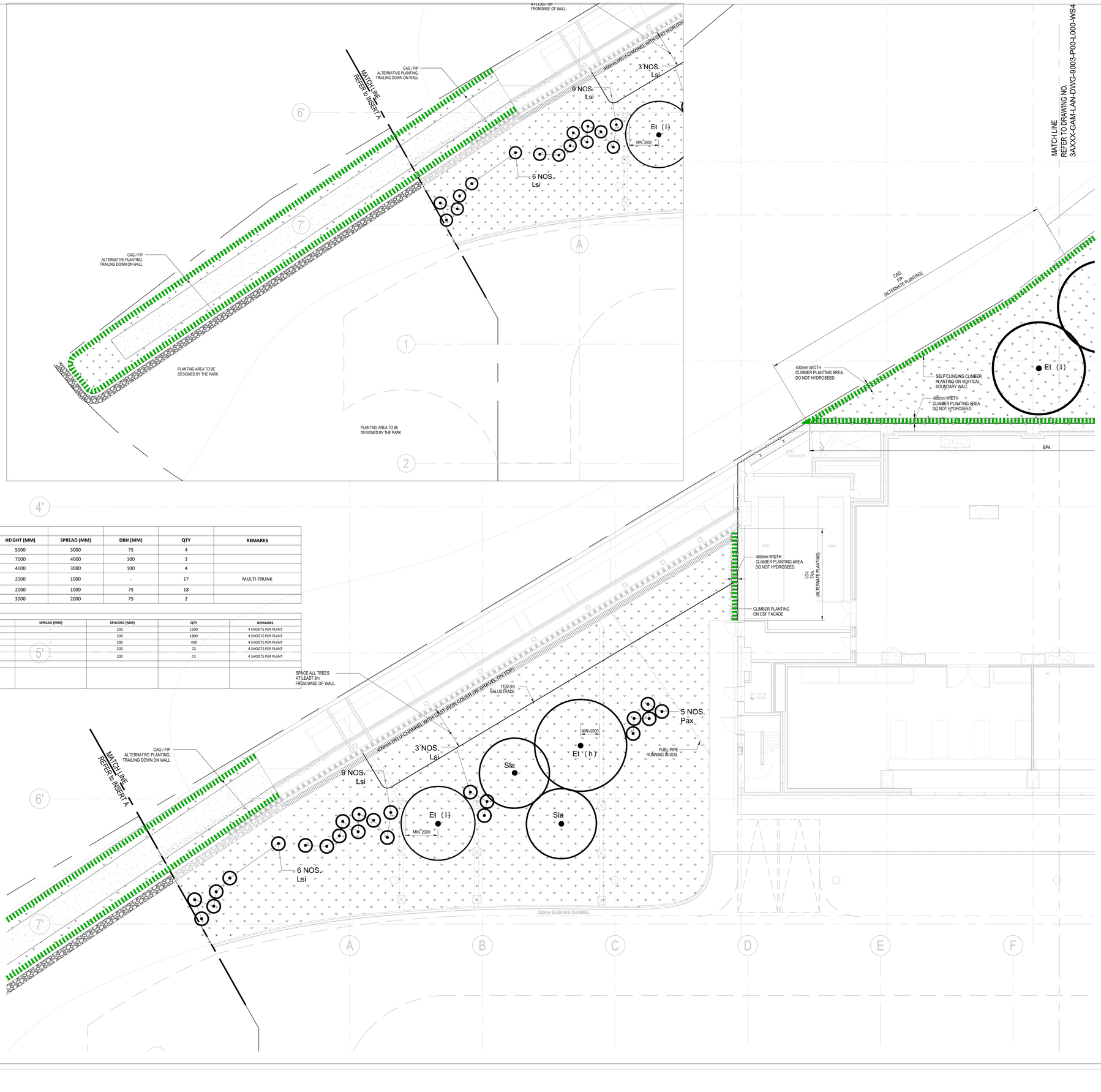

KEY PLAN



GENERAL NOTES:

1. DO NOT SCALE THE DRAWING, FIGURED DIMENSIONS ARE TO BE FOLLOWED.
2. ALL DIMENSIONS ARE IN MILLIMETER UNLESS OTHERWISE SPECIFIED.
3. LEGEND SHOULD REFER TO SHOP DRAWING OF INDIVIDUAL TRADE.
4. ALL ALTERNATIVE SPECIES ARE CLOUDED IN RED FOR EASY REFERENCE

DISCIPLINE COLOUR CODE:

REFERENCE	DISCIPLINE	COLOUR
ARC	ARCHITECTURAL ELEMENTS	
STR	STRUCTURAL ELEMENTS	
BME	HVAC/MECHANICAL ELEMENTS	
BTG	GAS ELEMENTS	
BDR	DRAINAGE ELEMENTS	
BEL	ELECTRICAL ELEMENTS	
BPL	PLUMBING ELEMENTS	
BFS	FIRE PROTECTION ELEMENTS	
MEP	COMBINED SERVICES ELEMENTS	

THIS DRAWING IS PREPARED ACCORDING TO THE FOLLOWING DESIGN DRAWING :-

TRADE	DRAWING NUMBER	REV.	A.I. NO
ARC			
STR			
BEL			
ELV			
BME			
BFS			
BPD			
LTE			

THIS DRAWING HAS BEEN CHECKED & CONFIRMED BY THE FOLLOWING NOMINATED SUBCONTRACTORS :

TRADE	REPRESENTATIVE	SIGNATURE	DATE

REV.	DATE	DESCRIPTION
02	23 NOV 2019	SHOP DRAWING RESUBMISSION
01	02 OCT 2019	SHOP DRAWING RESUBMISSION
00	20 SEP 2019	1ST SHOP DRAWING SUBMISSION

REVISION

MANAGEMENT CONTRACTOR

Gammon

GAMMON CONSTRUCTION LIMITED
28/F Devon House, Taikoo Place, 979 King's Road, Hong Kong

SUB CONTRACTOR

MELOFIELD NURSERY & LANDSCAPE CONTRACTOR LTD 經緯園藝有限公司
125 HA YAU TIN TSUEN, YUEN LONG, NT. HONG KONG
TEL.: 2572 0048 FAX: 2573 9099
E-MAIL: INFO@MELOFIELD.COM

PROJECT

MUSEUM PLUS (M+) OF THE WEST KOWLOON CULTURAL DISTRICT

DRAWING TITLE

G/F LANDSCAPE TREES AND SHRUBS PLAN (SHEET 1 of 2)

SCALE 00	PRINTED
CHECKED	DATE
APPROVED	DATE
PRODUCED BY	DATE
AUTHOR	
DISCIPLINE	
PHASE	

DRAWING NO.	REV.
3A39A-TFP-LAN-DWG-0501-P01-L000-WS4	06

AUTHORITY

westKowloon 西九文化區

03/10/2019 9:40:42 AM ISO full bleed A0 (841.00 x 1189.00 MM) 1:1

MATCH LINE
REFER TO DRAWING NO.
3AXXX-GAM-LAN-DWG-9002-P00-L000-WS4

CAG.
PIP.
(ALTERNATE PLANTING)

P39B BOUNDARY

400mm WIDTH
CLIMBER PLANTING AREA.
DO NOT HYDROSEED.

SELF-CLINGING CLIMBER
PLANTING ON VERTICAL
BOUNDARY WALL

2 nos.
PAX

Et (h)

Et (l)

Vod

Sla

5 nos.
PAX

Et (h)

Et (l)

Vod

Sla

Et (l)

5 nos.
PAX

400mm WIDTH
CLIMBER PLANTING AREA.
DO NOT HYDROSEED.

EPA

ART
LIFT

LT-51

LT-52

LT-53

CSF
STAFF
ENTRANCE

UP

UP

STREET FIRE HYDRANT

P39B BOUNDARY

ARTIST
SQUARE

1'

2'

3'

4'

5'

6'

7'

G

H

J

K

L

M

1

LEGEND

- HYDROSEEDING
- CLIMBER
- BOUNDARY LINE
- TREE
- PROPRIETARY WIRE GREEN WALL SYSTEM

NOTES

1. TREE AND SHRUB SCHEDULE FOR G/F REFER TO DRAWING NO. 3AXXX-GAM-LAN-DWG-9002-P00-L000-WS4

P39B CLIMBER SCHEDULE							
CODE	SCIENTIFIC NAME	CHINESE NAME	HEIGHT (MM)	SPREAD (MM)	SPACING (MM)	QTY	REMARKS
CAG	CAMPSIS GRANDIFLORA	凌霄	600	-	200	700	4 SHOOTS PER PLANT
FIP*	FICUS PUMILA	薜荔	600	-	200	630	4 SHOOTS PER PLANT
ALL CLIMBER SPECIES ARE TO BE ALTERNATELY PLANTED							

P39B HYDROSEEDING SEED MIX		
SCIENTIFIC NAME	CHINESE NAME	RATE
IMPERATA CYLINDRICA*	白茅	20 G/SQ.M
CELOSIA ARGENTEA*	青葙	5 G/SQ.M
KALIMERIS INDICA*	馬蘭	5 G/SQ.M

* Native Species

KEY PLAN

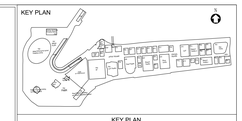

KEY PLAN

GENERAL NOTES:
1. DO NOT SCALE THE DRAWING, FIGURED DIMENSIONS ARE TO BE FOLLOWED.
2. ALL DIMENSIONS ARE IN MILLIMETER UNLESS OTHERWISE SPECIFIED.
3. LEGEND SHOULD REFER TO SHOP DRAWING OF INDIVIDUAL TRADE.
4. ALL ALTERNATIVE SPECIES ARE CLOUDED IN RED FOR EASY REFERENCE

DISCIPLINE COLOUR CODE:

REFERENCE	DISCIPLINE	COLOUR
ARC	ARCHITECTURAL ELEMENTS	
STR	STRUCTURAL ELEMENTS	
BME	HVAC/MECHANICAL ELEMENTS	
BTG	GAS ELEMENTS	
BDR	DRAINAGE ELEMENTS	
BEL	ELECTRICAL ELEMENTS	
BPL	PLUMBING ELEMENTS	
BFS	FIRE PROTECTION ELEMENTS	
MEP	COMBINED SERVICES ELEMENTS	

THIS DRAWING IS PREPARED ACCORDING TO THE FOLLOWING DESIGN DRAWING :-

TRADE	DRAWING NUMBER	REV.	A.I. NO
ARC			
STR			
BEL			
ELV			
BME			
BFS			
BPD			
LTE			

THIS DRAWING HAS BEEN CHECKED & CONFIRMED BY THE FOLLOWING NOMINATED SUBCONTRACTORS :

TRADE	REPRESENTATIVE	SIGNATURE	DATE

REV.	DATE	DESCRIPTION
00	20 SEP 2019	1ST SHOP DRAWING SUBMISSION

REVISION

MANAGEMENT CONTRACTOR

Gammon

GAMMON CONSTRUCTION LIMITED
28/F Devon House, TaiKoo Place, 979 King's Road, Hong Kong

SUB CONTRACTOR

MELOFIELD
NURSERY & LANDSCAPE CONTRACTOR LTD

125 HA YAU TIN TSUEN, YUEN LONG, NT. HONG KONG
TEL: 2572 0048 FAX: 2573 9099
E-MAIL: INFO@MELOFIELD.COM

PROJECT

MUSEUM PLUS (M+) OF THE WEST KOWLOON CULTURAL DISTRICT

DRAWING TITLE

G/F LANDSCAPE TREES AND SHRUBS PLAN (SHEET 2 of 2)

SCALE 00	PRINTED
CHECKED	DATE
APPROVED	DATE
PRODUCED BY	DATE
AUTHOR	
DISCIPLINE	
PHASE	

DRAWING NO.	REV.
3A39A-TFP-LAN-DWG-0502-P01-L000-WS4	06

AUTHORITY

westKowloon
西九文化區

1:100@ISO A1 (1:200@ISO A3) 20/09/2019 3:51:15 PM

NOTE

1. APPLY MULCH ON 1M DIAMETER CIRCLE AROUND ALL TREES IMMEDIATELY AFTER TREE PLANTING. KEEP MULCH AWAY FROM TREE TRUNK FLARE.
2. APPLY HYDROSEEDING ONLY AFTER COMPLETION OF TREE PLANTING AND MULCHING.
3. DO NO HYDROSEED INTO MULCHED AREA. COVER ALL MULCHED AREA WITH NEWSPAPER, HESSIAN, NYLON SHEET OR THE LIKE BEFORE HYDROSEEDING, AND DISCARD AFTERWARDS.
4. KEEP ALL MULCHED AREA FREE FROM GRASS GROWTH AT ALL TIMES.
5. TREE AND TURF SPECIES AT B1/F WITHIN AND OUTSIDE M+ SITE BOUNDARY ARE INDICATED FOR REFERENCE ONLY. SOFT LANDSCAPE WORKS TO BE CARRIED OUT BY SEPARATE CONTRACT

LEGEND

BOUNDARY LINE

Code	Nursery Species No.	Botanical Name	Chinese Name	Size					Proposed Trees	
				Height (mm)	Spread (mm)	DBH (mm)	Live Crown Ratio (%)	Spacing (m)	Nursery Stocks	New Trees
Fm1		Ficus microcarpa	細葉榕	4500	2500	80	40	min. 5	0	4
Fm2		Ficus microcarpa	細葉榕	3500	1500	60	40	min. 5	0	12
								Total:	**0**	**16**

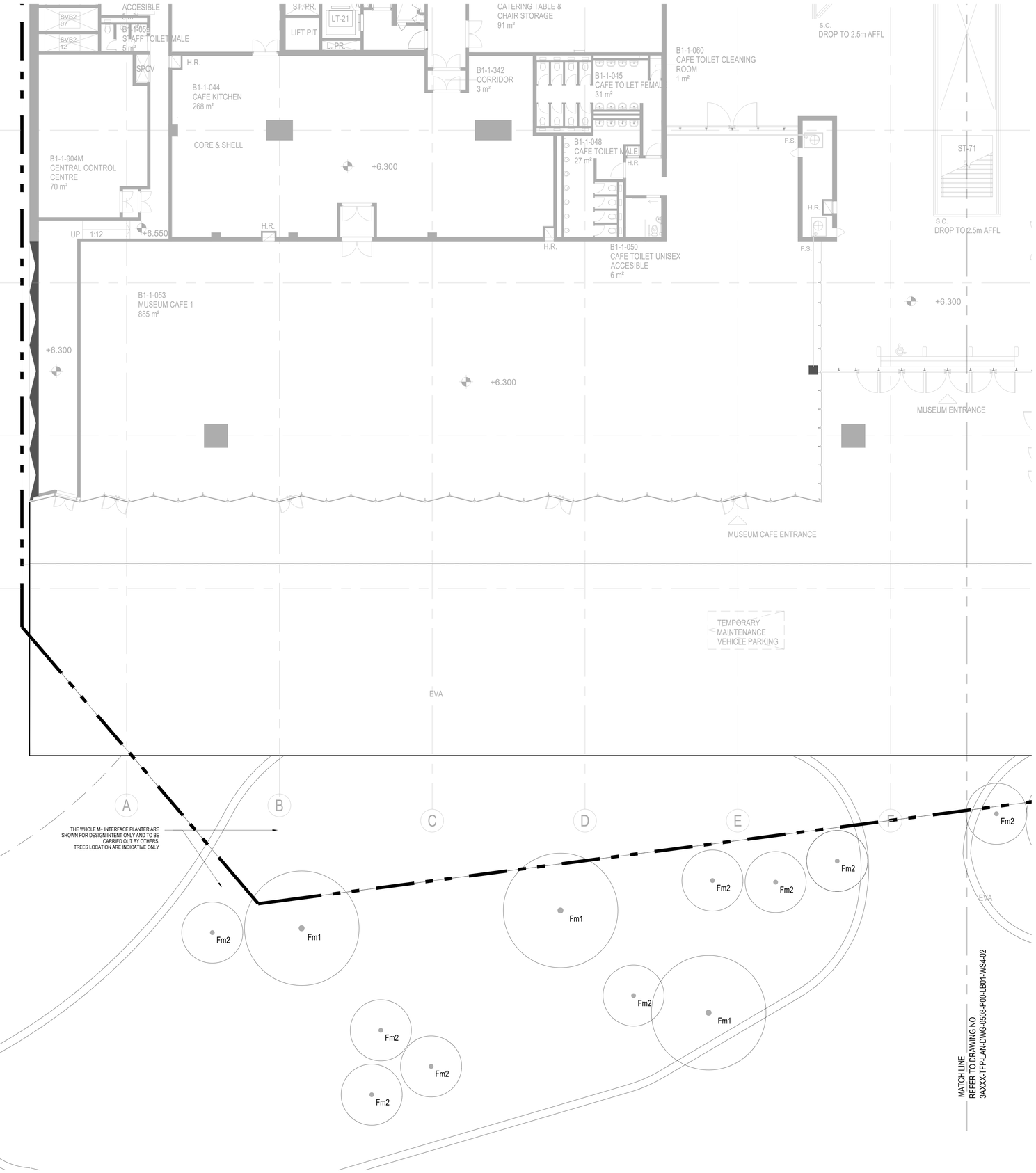

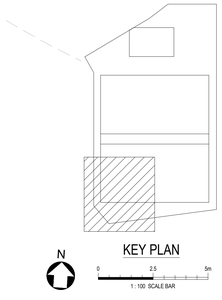

A0 (1188mm x 840mm) Sheet

B.D. REF:
F.S.D. REF:

KEY PLAN

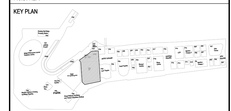

KEY PLAN

NOTES:

LEGEND

UNLESS NOTED OTHERWISE, COPYRIGHT AND DESIGN RIGHTS IN THIS DOCUMENT ARE OWNED BY ONE OR ALL OF THE MEMBERS OF THE M+ CONSULTANCY JV FORMING THE CONSULTANT PURSUANT TO THE CONSULTANCY AGREEMENT DATED THE CONSULTANCY AGREEMENT. THE CONSULTANT, RESPECTIVELY THE MEMBER OF THE M+ CONSULTANCY JV THAT OWNS SUCH INTELLECTUAL PROPERTY, HAS GRANTED AND GRANTS ONLY TO THE AUTHORITY, ITS SUCCESSORS AND ASSIGNS A NON-EXCLUSIVE, ROYALTY-FREE, IRREVOCABLE, PERPETUAL, WORLDWIDE LICENCE (CARRYING THE RIGHT TO GRANT SUB-LICENCES) TO USE, REPRODUCE, MODIFY, ADAPT AND TRANSLATE THE INTELLECTUAL PROPERTY IN THIS DOCUMENT FOR ANY PURPOSE OF THE AUTHORITY. NOTWITHSTANDING THE ABOVE MENTIONED LICENCE, THIS DOCUMENT SHALL BE MODIFIED ADAPTED OR TRANSLATED ONLY BY THE MEMBER OF M+ CONSULTANCY JV INDICATED AS HAVING PRODUCED THIS DOCUMENT. THE USE OF THIS DOCUMENT AND THE INTELLECTUAL PROPERTY CONTAINED THEREIN IN ANY CONTEXT OTHER THAN THOSE MENTIONED ABOVE MUST BE SUBJECT TO AN AGREEMENT OR AUTHORISATION BY OR WITH THE AUTHORITY.

REV.	DATE	PURPOSE OF RELEASE	PRODUCED BY
02	28.04.2017	LAN LIGHTING DESIGN UPDATE	TFP/HdM
01	31.05.2016	REVISED B1/F PROMENADE	TFP/HdM
00	22.09.2015	CONSTRUCTION DRAWINGS	TFP/HdM

CONSULTANT

M+ CONSULTANCY JV

DESIGN CONSULTANT

HERZOG & DE MEURON

HERZOG & DE MEURON BASEL LTD., RHEINSCHANZE 6, 4056 BASEL, SWITZERLAND

EXECUTIVE ARCHITECT

TFP | FARRELLS

TFP FARRELLS LIMITED, SUITES 130-02, 13/F, 625 KING'SROAD, NORTHPOINT, HONG KONG

ENGINEERING CONSULTANT

ARUP

OVE ARUP & PARTNERS HONG KONG LIMITED, LEVELS FESTIVAL WALK, 80 TAT CHEE AVENUE, KOWLOON TONG, HONG KONG

MJV SUBCONSULTANT

AUTHORITY'S CONSULTANT

QUANTITY SURVEYOR

LangdonSeah AN AECOM COMPANY

JOB TITLE

MUSEUM PLUS (M+) OF THE WEST KOWLOON CULTURAL DISTRICT

DRAWING TITLE

B1/F LANDSCAPE TREES PLAN (SHEET 1 OF 2)

SCALE	1 : 100 @A0	PRINTED	A0
CHECKED	TFP/HdM	DATE	28.04.2017
APPROVED	TFP/HdM	DATE	28.04.2017
PRODUCED BY	TFP/HdM	DATE	28.04.2017
AUTHOR			TFP/HdM
DISCIPLINE			LAN
PHASE			WS4
DRAWING NO.			REV.
3AXXX-TFP-LAN-DWG-0507-P00-LB01-WS4			02
CAD REF NAME:	3AXXX-TFP-LAN-DWG-0507-P00-LB01-WS4-02.dwg		

EMPLOYER

westKowloon 西九文化區

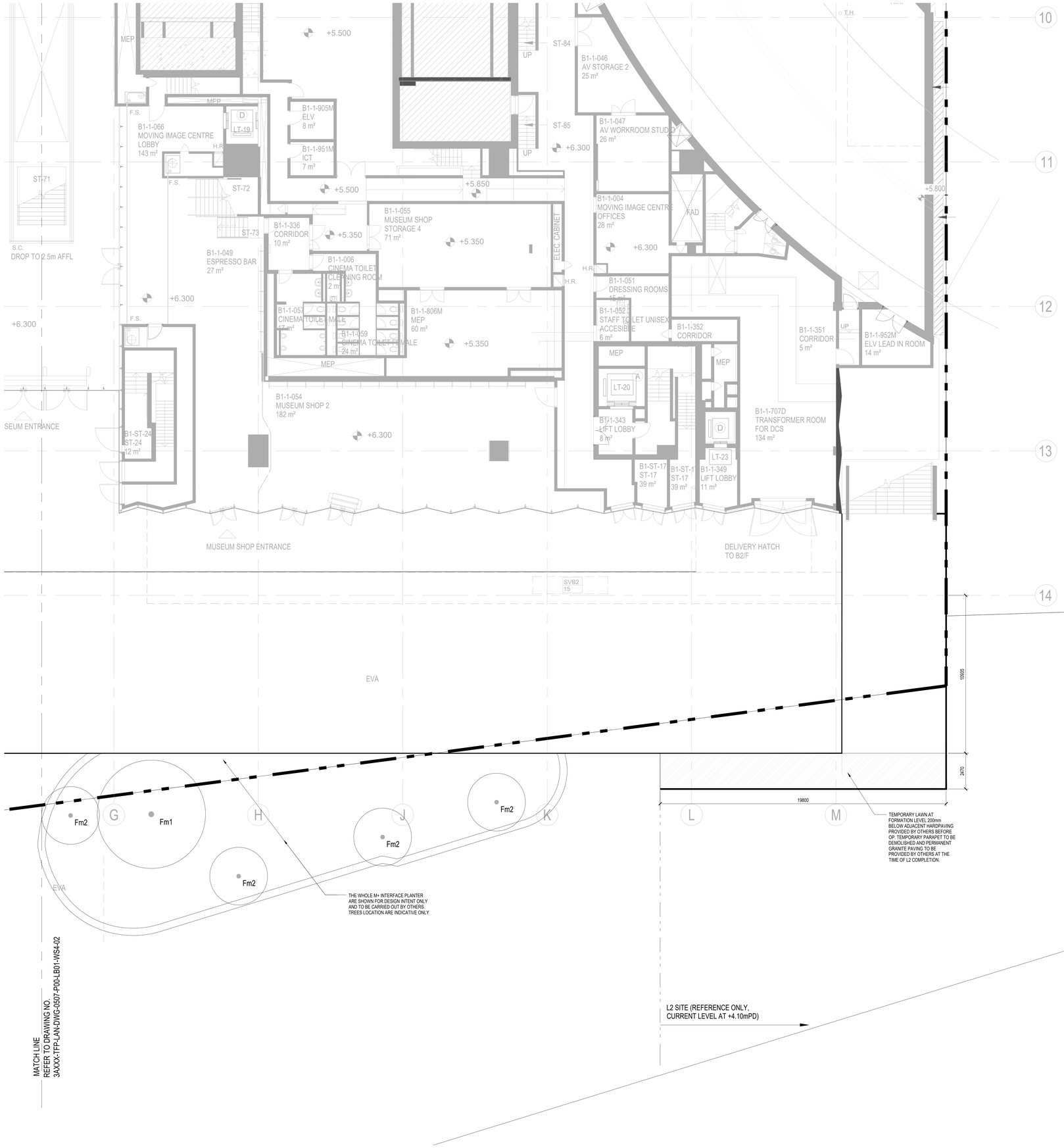

LEGEND

BOUNDARY LINE

NOTES

1. TREE AND SHRUB SCHEDULE FOR B1/F REFER TO DRAWING NO. 3AXXX-TFP-LAN-DWG-0507-P00-LB01-WS4.
2. TREE AND TURF SPECIES AT B1/F WITHIN AND OUTSIDE M+ SITE BOUNDARY ARE INDICATED FOR REFERENCE ONLY. SOFT LANDSCAPE WORKS TO BE CARRIED OUT BY SEPARATE CONTRACT

Code	Nursery Species No.	Botanical Name	Chinese Name	Size					Proposed Trees	
				Height (mm)	Spread (mm)	DBH (mm)	Live Crown Ratio (%)	Spacing (m)	Nursery Stocks	New Trees
Fm1		Ficus microcarpa	細葉榕	4500	2500	80	40	min. 5	0	4
Fm2		Ficus microcarpa	細葉榕	3500	1500	60	40	min. 5	0	12
								Total:	**0**	**16**

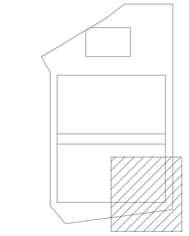

B.D. REF:

F.S.D. REF:

KEY PLAN

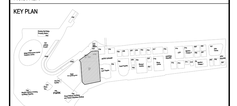

KEY PLAN

NOTES

LEGEND

UNLESS NOTED OTHERWISE, COPYRIGHT AND DESIGN RIGHTS IN THIS DOCUMENT ARE OWNED BY ONE OR ALL OF THE MEMBERS OF THE M+ CONSULTANCY JV FORMING THE 'CONSULTANT' WITHOUT DEROGATION TO ANY PROVISION OF THE CONSULTANCY AGREEMENT. THE CONSULTANT, RESPECTIVELY THE MEMBER OF THE M+ CONSULTANCY JV THAT OWNS SUCH INTELLECTUAL PROPERTY, HAS GRANTED AND GRANTS ONLY TO THE AUTHORITY, ITS SUCCESSORS AND ASSIGNS A PERPETUAL, UNRESTRICTED, EXCLUSIVE, FREELY ASSIGNABLE AND IRREVOCABLE WORLDWIDE LICENCE (CARRYING THE RIGHT TO GRANT SUB LICENCES) TO USE, REPRODUCE, MODIFY, ADAPT AND TRANSLATE THE INTELLECTUAL PROPERTY IN THIS DOCUMENT FOR ANY PURPOSE. EXCEPT AS EXPRESSLY PERMITTED UNDER THE ABOVE MENTIONED LICENCE, THIS DOCUMENT SHALL BE MODIFIED, ADAPTED OR TRANSLATED ONLY BY THE MEMBER OF M+ CONSULTANCY JV INDICATED AS HAVING PRODUCED IT AND IT SHALL NOT BE REPRODUCED OR DISCLOSED TO ANY INTELLECTUAL PROPERTY VESTED THEREIN BY ANY OTHER PARTY THAN THOSE MENTIONED ABOVE MUST BE SUBJECT TO AN AGREEMENT OR AUTHORISATION BY OR WITH THE AUTHORITY.

REV.	DATE	PURPOSE OF RELEASE	PRODUCED BY
02	28.04.2017	LAN LIGHTING DESIGN UPDATE	TFP/HdM
01	31.05.2016	REVISED B1/F PROMENADE	TFP/HdM
00	22.09.2015	CONSTRUCTION DRAWINGS	TFP/HdM

CONSULTANT

M+ CONSULTANCY JV

DESIGN CONSULTANT

HERZOG & DE MEURON

HERZOG & DE MEURON BASEL LTD., RHEINSCHANZE 6, 4056 BASEL, SWITZERLAND

EXECUTIVE ARCHITECT

TFP | FARRELLS

TFP FARRELLS LIMITED, SUITES 130-02, 13/F, 625 KING'SROAD, NORTHPOINT, HONG KONG

ENGINEERING CONSULTANT

ARUP

OVE ARUP & PARTNERS HONG KONG LIMITED, LEVEL5 FESTIVAL WALK, 80 TAT CHEE AVENUE, KOWLOON TONG, HONG KONG

MJV SUBCONSULTANT

AUTHORITY'S CONSULTANT

QUANTITY SURVEYOR

LangdonSeah 盛事 AN AECOM COMPANY

JOB TITLE

MUSEUM PLUS (M+) OF THE WEST KOWLOON CULTURAL DISTRICT

DRAWING TITLE

B1/F LANDSCAPE TREES PLAN (SHEET 2 OF 2)

SCALE	1 : 100 @A0	PRINTED	A0
CHECKED	TFP/HdM	DATE	28.04.2017
APPROVED	TFP/HdM	DATE	28.04.2017
PRODUCED BY	TFP/HdM	DATE	28.04.2017
AUTHOR			TFP/HdM
DISCIPLINE			LAN
PHASE			WS4
DRAWING NO.			REV.
3AXXX-TFP-LAN-DWG-0508-P00-LB01-WS4			02
CAD REF NAME:	3AXXX-TFP-LAN-DWG-0508-P00-LB01-WS4-02.dwg		

EMPLOYER

westKowloon 西九文化區

A0 (1188mm x 840mm) Sheet

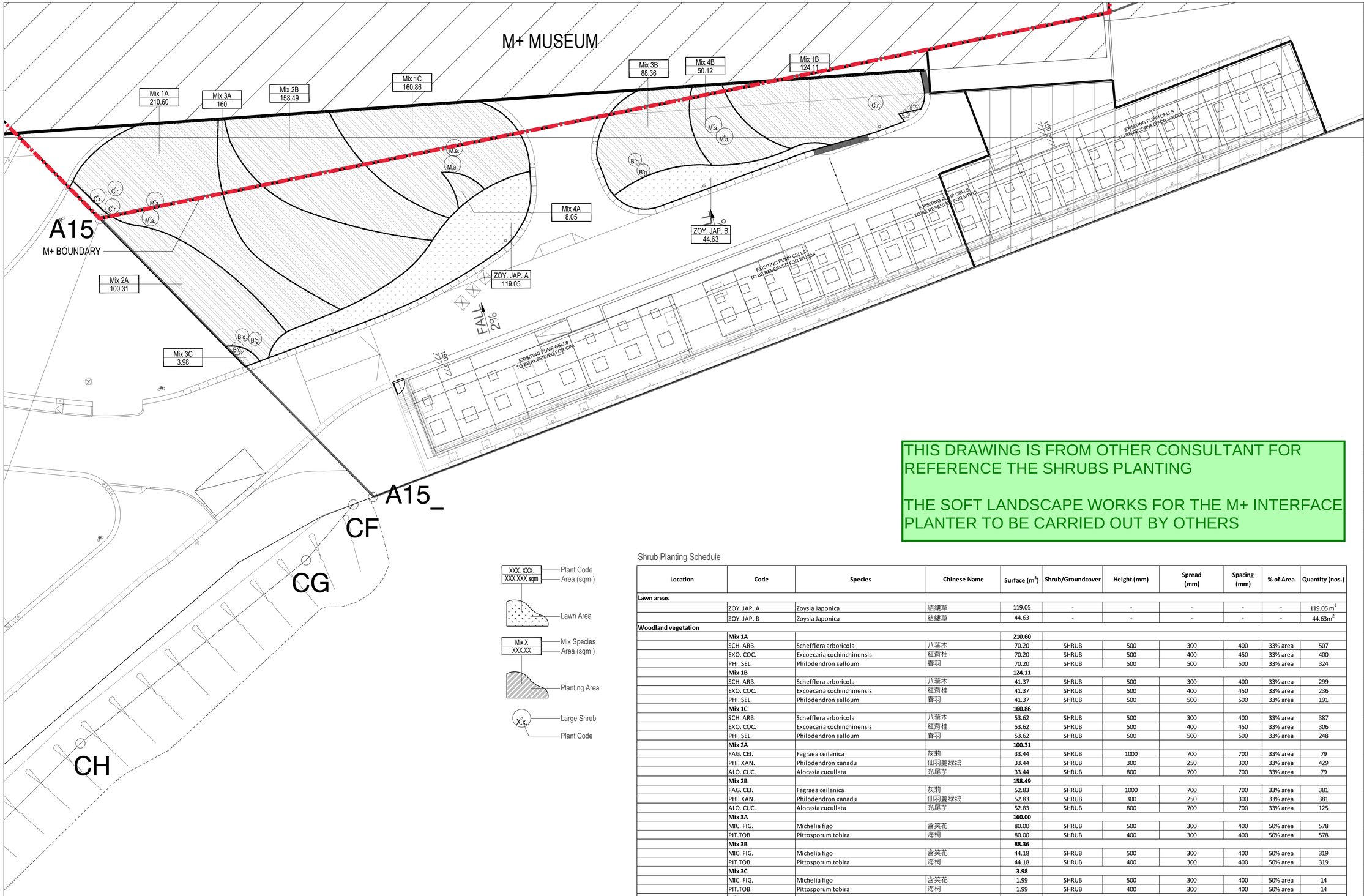

THIS DRAWING IS FROM OTHER CONSULTANT FOR REFERENCE THE SHRUBS PLANTING

THE SOFT LANDSCAPE WORKS FOR THE M+ INTERFACE PLANTER TO BE CARRIED OUT BY OTHERS

Shrub Planting Schedule

Location	Code	Species	Chinese Name	Surface (m^2)	Shrub/Groundcover	Height (mm)	Spread (mm)	Spacing (mm)	% of Area	Quantity (nos.)
Lawn areas										
	ZOY. JAP. A	Zoysia Japonica	結縷草	119.05	-	-	-	-	-	119.05 m^2
	ZOY. JAP. B	Zoysia Japonica	結縷草	44.63	-	-	-	-	-	44.63m^2
Woodland vegetation										
	Mix 1A			**210.60**						
	SCH. ARB.	Schefflera arboricola	八葉木	70.20	SHRUB	500	300	400	33% area	507
	EXO. COC.	Excoecaria cochinchinensis	紅背桂	70.20	SHRUB	500	400	450	33% area	400
	PHI. SEL.	Philodendron selloum	春羽	70.20	SHRUB	500	500	500	33% area	324
	Mix 1B			**124.11**						
	SCH. ARB.	Schefflera arboricola	八葉木	41.37	SHRUB	500	300	400	33% area	299
	EXO. COC.	Excoecaria cochinchinensis	紅背桂	41.37	SHRUB	500	400	450	33% area	236
	PHI. SEL.	Philodendron selloum	春羽	41.37	SHRUB	500	500	500	33% area	191
	Mix 1C			**160.86**						
	SCH. ARB.	Schefflera arboricola	八葉木	53.62	SHRUB	500	300	400	33% area	387
	EXO. COC.	Excoecaria cochinchinensis	紅背桂	53.62	SHRUB	500	400	450	33% area	306
	PHI. SEL.	Philodendron selloum	春羽	53.62	SHRUB	500	500	500	33% area	248
	Mix 2A			**100.31**						
	FAG. CEI.	Fagraea ceilanica	灰莉	33.44	SHRUB	1000	700	700	33% area	79
	PHI. XAN.	Philodendron xanadu	仙羽蘆綠絨	33.44	SHRUB	300	250	300	33% area	429
	ALO. CUC.	Alocasia cucullata	光尾芋	33.44	SHRUB	800	700	700	33% area	79
	Mix 2B			**158.49**						
	FAG. CEI.	Fagraea ceilanica	灰莉	52.83	SHRUB	1000	700	700	33% area	381
	PHI. XAN.	Philodendron xanadu	仙羽蘆綠絨	52.83	SHRUB	300	250	300	33% area	381
	ALO. CUC.	Alocasia cucullata	光尾芋	52.83	SHRUB	800	700	700	33% area	125
	Mix 3A			**160.00**						
	MIC. FIG.	Michelia figo	含笑花	80.00	SHRUB	500	300	400	50% area	578
	PIT.TOB.	Pittosporum tobira	海桐	80.00	SHRUB	400	300	400	50% area	578
	Mix 3B			**88.36**						
	MIC. FIG.	Michelia figo	含笑花	44.18	SHRUB	500	300	400	50% area	319
	PIT.TOB.	Pittosporum tobira	海桐	44.18	SHRUB	400	300	400	50% area	319
	Mix 3C			**3.98**						
	MIC. FIG.	Michelia figo	含笑花	1.99	SHRUB	500	300	400	50% area	14
	PIT.TOB.	Pittosporum tobira	海桐	1.99	SHRUB	400	300	400	50% area	14
	Mix 4A			**8.05**						
	RHA. HUM.	Rhapis humilis	細葉棕竹	4.03	SHRUB	1000	700	700	50% area	9
	HYM. LIT.	Hymenocallis littoralis	水鬼蕉	4.03	SHRUB	600	500	500	50% area	19
	Mix 4B			**50.12**						
	RHA. HUM.	Rhapis humilis	細葉棕竹	25.06	SHRUB	1000	700	700	50% area	59
	HYM. LIT.	Hymenocallis littoralis	水鬼蕉	25.06	SHRUB	600	500	500	50% area	116
	B.g.	Blechnum gibbum	美人蕨	-	PALM	1000	1000	As shown	-	5
	C.r.	Cycas revoluta	蘇鐵	-	PALM	750	1000	As shown	-	4
	L.c.	Livistona chinensis	蒲葵	-	PALM	1500	1500	As shown	-	1
	M.a.	Musa acuminata	小果野蕉		PALM	3000	1000	1000	-	6

Drawing to read in accordance with the Structural and MEP's drawings.

N

0 2 10 20m

1:200 SCALE BAR

B.D. REF:

F.S.D. REF:

KEY PLAN

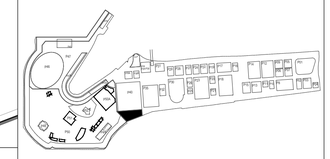

KEY PLAN

NOTES:

- All dimensions indicated are nominal, contractor shall perform structural check to determine actual sizes and thickness of materials required.
- All foundations to contract administrator's details.
- All fixations to be proposed by contractor & verified by ICE employed by contractor.
- All dimensions to be checked and verified on site.
- Read this drawing in conjunction with the specifications and all other related drawings.
- Notify the contract administrator immediately of any discrepancy found herein.
- Contractor to submit shop drawing to contract administrator for review without objection.
- Existing drawpit locations for reference only.

M+ boundary

Manholes can't cross different surfaces, they can only be on hard or soft landscape and never cross curbstones or similar.
All manholes in soft landscape areas to have cast iron cover.
All draw-pits in soft landscape areas to be referred to 3A40A-ACL-LPT-DWG-5003-P00-XXXX-WS4.
All manholes in hard landscape areas to have surrounding matching cover (material, surface treatment and pattern).
Existing draw-pits locations for reference only.

REV.	DATE	DESCRIPTION	INITIAL

LEAD CONSULTANT & ARCHITECT
Dennis Lau & Ng Chun Man Architects & Engineers (HK) Ltd.
46/F, Tower 1, Times Square, Matheson Street
Causeway Bay
Hong Kong

URBAN DESIGN & LANDSCAPE ARCHITECT
West 8 Urban Design & Landscape Architecture B.V.
Schiehaven 13M
Postbus 6230
3002 AE Rotterdam

CIVIL, GEO-TECHNICAL, STRUCTURAL, BUILDING SERVICES & ENVIRONMENTAL ENGINEER
Arcadis Design & Consultancy for Natural and Built Assets
20/F, AXA Tower,Landmark East
100 How Ming Street
Kwun Tong, Kowloon
Hong Kong

PROJECT LANDSCAPE ARCHITECT
ACLA Limited
20/F, AXA Tower,Landmark East
100 How Ming Street
Kwun Tong, Kowloon
Hong Kong

ENGINEERING CONSULTANT
Ove Arup & Partners Hong Kong Limited
Level5 Festival Walk,
80 Tat Chee Avenue,
Kowloon Tong, Hong Kong

PROJECT QUANTITY SURVEYOR
Rider Levett Bucknall
20th Floor,
Eastern Central Plaza,
3 Yiu Hing Road,
Shaukeiwan, Hong Kong

JOB TITLE

THE PARK DEVELOPMENT FOR
THE WEST KOWLOON CULTURAL DISTRICT

DRAWING TITLE

3A40A M+ Promenade
SHRUBS PLANTING PLAN

SCALE	1:200	PRINTED	A1
CHECKED	ARP	DATE	02 JAN 2018
APPROVED	MAN	DATE	02 JAN 2018
DRAWN	IKY	DATE	02 JAN 2018

DRAWING NO. 3A40A-ACL-LPT-DWG-3004-P00-XXXX-WS4

REV. 01

CAD REF NAME: 3A40A-ACL-LPT-DWG-3004-P00-XXXX-WS4.dwg

EMPLOYER

westKowloon
西九文化區

LEGEND

CLIMBER PLANTING

GRAVEL MAINTENANCE PATH

NOTE

FOR 3/F PODIUM PLANTING SCHEDULE, REFER TO DRAWINGS 3AXXX-GAM-LAN-DWG-9009-P00-L003-WS4

^ = ALTERNATIVE SPECIES



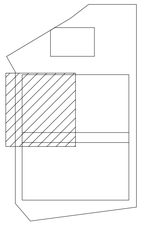

KEY PLAN

N

0 2.5 5m

1 : 100 SCALE BAR

KEY PLAN

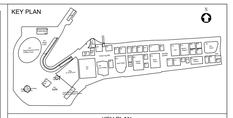

KEY PLAN

GENERAL NOTES:

1. DO NOT SCALE THE DRAWING, FIGURED DIMENSIONS ARE TO BE FOLLOWED.
2. ALL DIMENSIONS ARE IN MILLIMETER UNLESS OTHERWISE SPECIFIED.
3. LEGEND SHOULD REFER TO SHOP DRAWING OF INDIVIDUAL TRADE.
4. ALL ALTERNATIVE SPECIES ARE CLOUDED IN RED FOR EASY REFERENCE

DISCIPLINE COLOUR CODE:

REFERENCE	DISCIPLINE	COLOUR
ARC	ARCHITECTURAL ELEMENTS	
STR	STRUCTURAL ELEMENTS	
BME	HVAC/MECHANICAL ELEMENTS	
BTG	GAS ELEMENTS	
BDR	DRAINAGE ELEMENTS	
BEL	ELECTRICAL ELEMENTS	
BPL	PLUMBING ELEMENTS	
BFS	FIRE PROTECTION ELEMENTS	
MEP	COMBINED SERVICES ELEMENTS	

THIS DRAWING IS PREPARED ACCORDING TO THE FOLLOWING DESIGN DRAWING :-

TRADE	DRAWING NUMBER	REV.	A.I. NO
ARC			
STR			
BEL			
ELV			
BME			
BFS			
BPD			
LTE			

THIS DRAWING HAS BEEN CHECKED & CONFIRMED BY THE FOLLOWING NORMINATED SUBCONTRACTORS :

TRADE	REPRESENTATIVE	SIGNATURE	DATE

REV.	DATE	DESCRIPTION
02	23 NOV 2019	SHOP DRAWING RESUBMISSION
01	02 OCT 2019	SHOP DRAWING RESUBMISSION
00	20 SEP 2019	1ST SHOP DRAWING SUBMISSION

REVISION

MANAGEMENT CONTRACTOR

Gammon

GAMMON CONSTRUCTION LIMITED
28/F Devon House, TaiKoo Place, 979 King's Road, Hong Kong

SUB CONTRACTOR

MELOFIELD
NURSERY & LANDSCAPE CONTRACTOR LTD
經緯園藝有限公司
125 HA YAU TIN TSUEN, YUEN LONG, NT. HONG KONG
TEL: 2572 0048 FAX: 2573 9099
E-MAIL: INFO@MELOFIELD.COM

PROJECT

MUSEUM PLUS (M+) OF THE WEST KOWLOON CULTURAL DISTRICT

DRAWING TITLE

3/F LANDSCAPE TREES AND SHRUBS PLAN (SHEET 1 of 4)

SCALE 00	PRINTED
CHECKED	DATE
APPROVED	DATE
PRODUCED BY	DATE
AUTHOR	
DISCIPLINE	
PHASE	
DRAWING NO. 3AXXX-GAM-LAN-DWG-9005-P00-L003-WS4	REV. 02

AUTHORITY

westKowloon
西九文化區

MATCH LINE
REFER TO DRAWING NO
3AXXX-GAM-LAN-DWG-9006-P00-L003-WS4

CAP 500 NOS.
AW 350 NOS.
HP 300 NOS.
SR 550 NOS.
CAP 800 NOS.
CAS 650 NOS.
AW 850 NOS.

PA 200 NOS.
JG 900 NOS.
HP 250 NOS.
SR 350 NOS.
PA 500 NOS.
CAS 850 NOS.
HP 300 NOS.
SR 650 NOS.
AZ 250 NOS.
ABG 100 NOS.

FP/ TJ/ TRA
ALTERNATE PLANTING
TRAILING DOWN ON WALL

HP 400 NOS.
SR 650 NOS.
AZ 400 NOS.
HP 400 NOS.
AZ 50 NOS.
CAS 700 NOS.
HS 650 NOS.
DFL 150 NOS.
CAP 350 NOS.
DFL 229 NOS.
SR 250 NOS.
AZ 250 NOS.
SR 520 NOS.
HP 350 NOS.
SR 340 NOS.
AZ 600 NOS.
JG 450 NOS.
HS 250 NOS.

1 2 3 4 5 6 7

MATCH LINE
REFER TO DRAWING NO.
AR/2019/MELO/DW3004

LEGEND

CLIMBER PLANTING

GRAVEL MAINTENANCE PATH

NOTE

FOR 3/F PODIUM PLANTING SCHEDULE, REFER TO DRAWINGS
3AXXXX-GAM-LAN-DWG-9009-P00-L003-WS4

^ = ALTERNATIVE SPECIES

KEY PLAN

N

0 2.5 5m
1 : 100 SCALE BAR

KEY PLAN

GENERAL NOTES:
1. DO NOT SCALE THE DRAWING. FIGURED DIMENSIONS ARE TO BE FOLLOWED.
2. ALL DIMENSIONS ARE IN MILLIMETER UNLESS OTHERWISE SPECIFIED.
3. LEGEND SHOULD REFER TO SHOP DRAWING OF INDIVIDUAL TRADE.
4. ALL ALTERNATIVE SPECIES ARE CLOUDED IN RED FOR EASY REFERENCE

DISCIPLINE COLOUR CODE:

REFERENCE	DISCIPLINE	COLOUR
ARC	ARCHITECTURAL ELEMENTS	
STR	STRUCTURAL ELEMENTS	
BME	HVAC/MECHANICAL ELEMENTS	
BTG	GAS ELEMENTS	
BDR	DRAINAGE ELEMENTS	
BEL	ELECTRICAL ELEMENTS	
BPL	PLUMBING ELEMENTS	
BFS	FIRE PROTECTION ELEMENTS	
MEP	COMBINED SERVICES ELEMENTS	

THIS DRAWING IS PREPARED ACCORDING TO THE FOLLOWING DESIGN DRAWING :-

TRADE	DRAWING NUMBER	REV.	A.I. NO
ARC			
STR			
BEL			
ELV			
BME			
BFS			
BPD			
LTE			

THIS DRAWING HAS BEEN CHECKED & CONFIRMED BY THE FOLLOWING NOMINATED SUBCONTRACTORS :

TRADE	REPRESENTATIVE	SIGNATURE	DATE

REV.	DATE	DESCRIPTION
02	23 NOV 2019	SHOP DRAWING RESUBMISSION
01	02 OCT 2019	SHOP DRAWING RESUBMISSION
00	20 SEP 2019	1ST SHOP DRAWING SUBMISSION

REVISION

MANAGEMENT CONTRACTOR

Gammon

GAMMON CONSTRUCTION LIMITED
28/F Devon House, TaiKoo Place, 979 King's Road, Hong Kong

SUB CONTRACTOR

MELOFIELD
NURSERY & LANDSCAPE CONTRACTOR LTD
125 HA YAU TIN TSUEN, YUEN LONG, NT, HONG KONG
TEL: 2572 0048 FAX: 2573 9099
E-MAIL: INFO@MELOFIELD.COM

PROJECT

MUSEUM PLUS (M+) OF THE WEST KOWLOON CULTURAL DISTRICT

DRAWING TITLE

3/F LANDSCAPE TREES AND SHRUBS PLAN (SHEET 2 of 4)

SCALE 00	PRINTED
CHECKED	DATE
APPROVED	DATE
PRODUCED BY	DATE
AUTHOR	
DISCIPLINE	
PHASE	

DRAWING NO.	REV.
3AXXX-GAM-LAN-DWG-9006-P00-L003-WS4	02

AUTHORITY

westKowloon
西九文化區

20/11/2019 2:24:41 PM, XDC full bleed A0 (841.00 x 1189.00 MM), 1:1

MATCH LINE
REFER TO DRAWING NO.
3AXXX-GAM-LAN-DWG-9007-P00-L003-WS4

LEGEND

CLIMBER PLANTING

GRAVEL MAINTENANCE PATH

NOTE

FOR 3/F PODIUM PLANTING SCHEDULE, REFER TO DRAWINGS
3AXXX-GAM-LAN-DWG-9009-P00-L003-WS4

^ = ALTERNATIVE SPECIES

CFA 180 NOS.
CFC 150 NOS.
CFB 450 NOS.
CAS 400 NOS.
CGY 50 NOS.
CT 150 NOS.
CFA 550 NOS.
CFT 80 NOS.
ABO 60 NOS.
CFA 150 NOS.
CGY 250 NOS.
CFC 250 NOS.
TOP VENT OPENING
TS 60 NOS.
CFC 100 NOS.
JG 150 NOS.
CFT 500 NOS.
FFS 60 NOS.
CGY 250 NOS.
CFA 250 NOS.
CFA 520 NOS.
CGY 250 NOS.
CAS 200 NOS.
CFA 300 NOS.
CFB 50 NOS.
CGY 450 NOS.
CFA 250 NOS.
CGY 250 NOS.
BC 100 NOS.
CFC 250 NOS.
ABO 80 NOS.
JG 150 NOS.
CFC 50 NOS.
CGY 500 NOS.
CFB 200 NOS.
CFA 450 NOS.
BC 200 NOS.
FFS 25 NOS.
CFA 392 NOS.
CGY 600 NOS.
CFA 700 NOS.
CFB 350 NOS.
CAS 250 NOS.
CGY 350 NOS.
FP/ TJ/ TRA
ALTERNATE PLANTING
TRAILING DOWN ON WALL
CAS 120 NOS.
CGY 150 NOS.
TS 50 NOS.
CFT 150 NOS.
CFC 150 NOS.
CAS 150 NOS.
CT 200 NOS.
CFA 300 NOS.
BC 150 NOS.
CGY 350 NOS.
CFB 350 NOS.
JG 150 NOS.
900 x 900 ACCESS HATCH
DE 350 NOS.
ZCA 2000 NOS.
FP/ TJ
ALTERNATE PLANTING
TRAILING DOWN ON WALL
DE 550 NOS.
CFA 500 NOS.
OJ 3050 NOS.
900 x 900 ACCESS HATCH
FP/ TJ
ALTERNATE PLANTING
TRAILING DOWN ON WALL
ZCI 1450 NOS.
DE 100 NOS.
ZCA 1200 NOS.
ZCI 4400 NOS.
ZCI 4250 NOS.
BC 350 NOS.
CFC 800 NOS.
ZCI 2050 NOS.
DE 250 NOS.
ZCA 6750 NOS.
ZCI 2100 NOS.
OJ 250 NOS.
ZCI 1350 NOS.
DE 450 NOS.
ZCA 2250 NOS.
DE 550 NOS.
DE 350 NOS.
NCA 150 NOS.

MATCH LINE
REFER TO DRAWING NO.
AR/2019/MELO/DW3004

KEY PLAN

N

0 2.5 5m
1 : 100 SCALE BAR

KEY PLAN

GENERAL NOTES:
1. DO NOT SCALE THE DRAWING. FIGURED DIMENSIONS ARE TO BE FOLLOWED.
2. ALL DIMENSIONS ARE IN MILLIMETER UNLESS OTHERWISE SPECIFIED.
3. LEGEND SHOULD REFER TO SHOP DRAWING OF INDIVIDUAL TRADE.
4. ALL ALTERNATIVE SPECIES ARE CLOUDED IN RED FOR EASY REFERENCE

DISCIPLINE COLOUR CODE:

REFERENCE	DISCIPLINE	COLOUR
ARC	ARCHITECTURAL ELEMENTS	
STR	STRUCTURAL ELEMENTS	
BME	HVAC/MECHANICAL ELEMENTS	
BTG	GAS ELEMENTS	
BDR	DRAINAGE ELEMENTS	
BEL	ELECTRICAL ELEMENTS	
BPL	PLUMBING ELEMENTS	
BFS	FIRE PROTECTION ELEMENTS	
MEP	COMBINED SERVICES ELEMENTS	

THIS DRAWING IS PREPARED ACCORDING TO THE FOLLOWING DESIGN DRAWING :-

TRADE	DRAWING NUMBER	REV.	A.I. NO
ARC			
STR			
BEL			
ELV			
BME			
BFS			
BPD			
LTE			

THIS DRAWING HAS BEEN CHECKED & CONFIRMED BY THE FOLLOWING NOMINATED SUBCONTRACTORS :

TRADE	REPRESENTATIVE	SIGNATURE	DATE

REV.	DATE	DESCRIPTION
02	23 NOV 2019	SHOP DRAWING RESUBMISSION
01	02 OCT 2019	SHOP DRAWING RESUBMISSION
00	20 SEP 2019	1ST SHOP DRAWING SUBMISSION

REVISION

MANAGEMENT CONTRACTOR

Gammon

GAMMON CONSTRUCTION LIMITED
28/F Devon House, TaiKoo Place, 979 King's Road, Hong Kong

SUB CONTRACTOR

MELOFIELD
NURSERY & LANDSCAPE CONTRACTOR LTD
梅 德 園 藝 有 限 公 司
125 HA YAU TIN TSUEN, YUEN LONG, NT. HONG KONG
TEL: 2572 0048 FAX: 2573 9099
E-MAIL: INFO@MELOFIELD.COM

PROJECT

MUSEUM PLUS (M+) OF THE WEST KOWLOON CULTURAL DISTRICT

DRAWING TITLE

3/F LANDSCAPE TREES AND SHRUBS PLAN (SHEET 3 of 4)

SCALE 00	PRINTED
CHECKED	DATE
APPROVED	DATE
PRODUCED BY	DATE
AUTHOR	
DISCIPLINE	
PHASE	
DRAWING NO. 3AXXX-GAM-LAN-DWG-9007-P00-L003-WS4	REV. 02

AUTHORITY

westKowloon
西九文化區

2019/11/23 3:45:44 PM, DWG full scaled A0 (841.00 x 1189.00 MM), 1:1

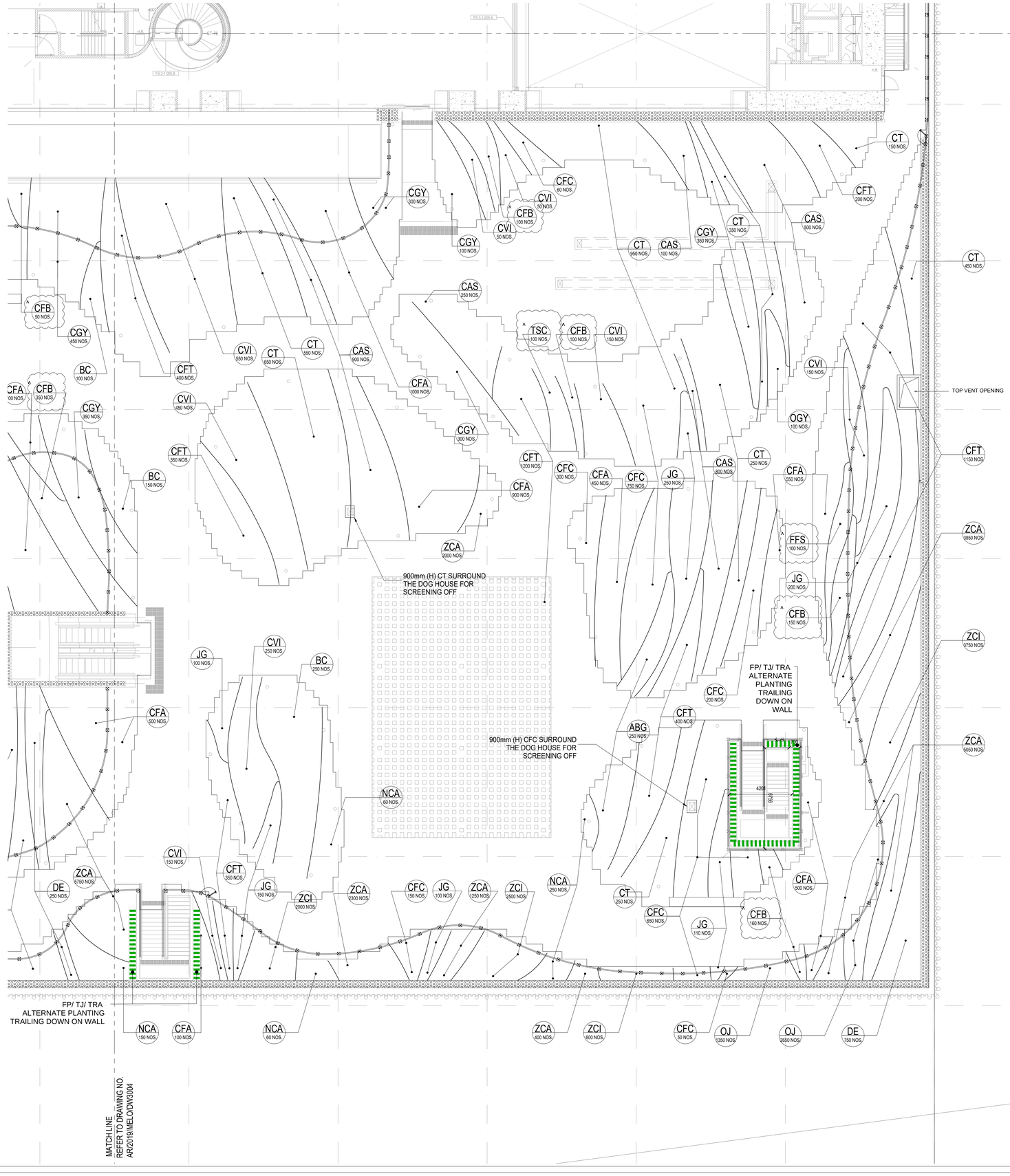

KEY PLAN

N

0 2.5 5m

1 : 100 SCALE BAR

MATCH LINE
REFER TO DRAWING NO.
AR/2019/MELO/DW3004

LEGEND

CLIMBER PLANTING

GRAVEL MAINTENANCE PATH

NOTE

FOR 3F PODIUM PLANTING SCHEDULE, REFER TO DRAWINGS
3AXXXX-GAM-LAN-DWG-9009-P00-L003-WS4

^ = ALTERNATIVE SPECIES

KEY PLAN

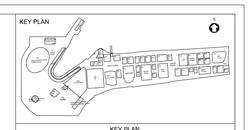

GENERAL NOTES:
1. DO NOT SCALE THE DRAWING, FIGURED DIMENSIONS ARE TO BE FOLLOWED.
2. ALL DIMENSIONS ARE IN MILLIMETER UNLESS OTHERWISE SPECIFIED.
3. LEGEND SHOULD REFER TO SHOP DRAWING OF INDIVIDUAL TRADE.
4. ALL ALTERNATIVE SPECIES ARE CLOUDED IN RED FOR EASY REFERENCE

DISCIPLINE COLOUR CODE:

REFERENCE	DISCIPLINE	COLOUR
ARC	ARCHITECTURAL ELEMENTS	
STR	STRUCTURAL ELEMENTS	
BME	HVAC/MECHANICAL ELEMENTS	
BTG	GAS ELEMENTS	
BDR	DRAINAGE ELEMENTS	
BEL	ELECTRICAL ELEMENTS	
BPL	PLUMBING ELEMENTS	
BFS	FIRE PROTECTION ELEMENTS	
MEP	COMBINED SERVICES ELEMENTS	

THIS DRAWING IS PREPARED ACCORDING TO THE FOLLOWING DESIGN DRAWING :-

TRADE	DRAWING NUMBER	REV.	A.I. NO
ARC			
STR			
BEL			
ELV			
BME			
BFS			
BPD			
LTE			

THIS DRAWING HAS BEEN CHECKED & CONFIRMED BY THE FOLLOWING NOMINATED SUBCONTRACTORS :

TRADE	REPRESENTATIVE	SIGNATURE	DATE

REV.	DATE	DESCRIPTION
02	23 NOV 2019	SHOP DRAWING RESUBMISSION
01	02 OCT 2019	SHOP DRAWING RESUBMISSION
00	20 SEP 2019	1ST SHOP DRAWING SUBMISSION

REVISION

MANAGEMENT CONTRACTOR

Gammon

GAMMON CONSTRUCTION LIMITED
28/F Devon House, Taikoo Place, 979 King's Road, Hong Kong

SUB CONTRACTOR

MELOFIELD NURSERY & LANDSCAPE CONTRACTOR LTD 經緯園藝有限公司

125 HA YAU TIN TSUEN, YUEN LONG, NT. HONG KONG
TEL: 2572 0048 FAX: 2573 9099
E-MAIL: INFO@MELOFIELD.COM

PROJECT

MUSEUM PLUS (M+) OF THE WEST KOWLOON CULTURAL DISTRICT

DRAWING TITLE

3/F LANDSCAPE TREES AND SHRUBS PLAN (SHEET 4 of 4)

SCALE 00	PRINTED
CHECKED	DATE
APPROVED	DATE
PRODUCED BY	DATE
AUTHOR	
DISCIPLINE	
PHASE	
DRAWING NO. 3AXXX-GAM-LAN-DWG-9008-P00-L003-WS4	REV. 02

AUTHORITY

westKowloon 西九文化區

2019/10/18 2:53:08 PM, ISO full bleed A0 (841.00 x 1189.00 MM), 1:1

	M+ 3/F PODIUM SHRUBS SCHEDULE							
	NORTH PODIUM - SHRUB							
	CODE	**SCIENTIFIC NAME**	**CHINESE NAME**	**HEIGHT (MM)**	**SPREAD (MM)**	**SPACING (MM)**	**REMARKS**	**QTY.**
	AW	**ACALPHA WILKESIANA**	紅桑	**500**	**400**	**400**	**-**	**2350**
	ABG	**AECHMEA BLANCHETIANA 'GREEN'**	珊瑚鳳梨屬(綠葉)	**600**	**600**	**500**	**-**	**100**
	ABO	**AECHMEA BLANCHETIANA 'ORANGE'**	珊瑚鳳梨屬(橙葉)	**600**	**600**	**500**	**-**	**150**
^	**DFL**	**DRACAENA FRAGRANS 'LINDENII'**	金邊巴西鐵	**600**	**800**	**500**	**-**	**470**
*****	**AZ**	**ALPINIA ZERUMBET**	豔山薑	**800**	**600**	**500**	**-**	**3500**
	CAP	**CRINUM ASIATICUM VAR. PROCERUM**	紅葉文殊蘭	**600**	**600**	**400**	**-**	**3350**
*****	**CAS**	**CRINUM ASIATICUM VAR. SINICUM**	文殊蘭	**600**	**600**	**400**	**-**	**5550**
	HP	**HELICONIA PSITTACORUM**	小天堂鳥蕉	**800**	**600**	**500**	**-**	**4550**
	HS	**HELICONIA SUBULATA**	黃麗鳥蕉	**800**	**600**	**500**	**-**	**2700**
^	**FFS**	**FURAEA FOETIDA CV. 'STRIATA'**	黃紋萬年麻	**600**	**600**	**500**	**-**	**30**
*****	**IC**	**IXORA CHINENSIS**	龍船花	**500**	**400**	**400**	**-**	**450**
*****	**JG**	**JUSTCIA GENDARUSSA**	小駁骨	**500**	**400**	**400**	**-**	**1900**
*****	**PA**	**PSYCHOTRIA ASIATICA**	九節	**500**	**400**	**400**	**-**	**1600**
	SR	**STRELITZIA REGINAE**	天堂鳥	**800**	**600**	**500**	**-**	**5250**
^	**CA**	**CURCUMA ALISMATIFOLIA**	薑荷花	**800**	**600**	**400**	**-**	**815**
	SOUTH PODIUM - SHRUB							
	CODE	**SCIENTIFIC NAME**	**CHINESE NAME**	**HEIGHT (MM)**	**SPREAD (MM)**	**SPACING (MM)**	**REMARKS**	**QTY.**
	ABG	**AECHMEA BLANCHETIANA 'GREEN'**	珊瑚鳳梨屬(綠葉)	**600**	**600**	**500**	**-**	**320**
	ABO	**AECHMEA BLANCHETIANA 'ORANGE'**	珊瑚鳳梨屬(橙葉)	**600**	**600**	**500**	**-**	**140**
^	**TS**	**TRADESCANTIA SPATHACEA**	紫背萬年青	**600**	**600**	**500**	**-**	**100**
^	**TSC**	**TRADESCANTIA SPATHACEA 'COMPACTA'**	矮蚌花	**500**	**400**	**400**	**-**	**100**
	BC	**BELAMCANDA CHINENSIS**	射干	**600**	**400**	**300**	**-**	**800**
	CT	**CANNA 'TROPICANA'**	紅葉美人蕉	**800**	**400**	**300**	**-**	**3150**
	CGY	**CANNA X GENERALIS (YELLOW)**	黃花美人蕉	**800**	**400**	**300**	**-**	**6330**
	CVI	**CODIAEUM VARIEGATUM 'INDIAN BLANKET'**	彩葉變葉木	**500**	**400**	**400**	**-**	**1130**
	CFA	**CORDYLINE FRUTICOSA 'AICHIAKA'**	亮葉朱蕉	**600**	**400**	**300**	**-**	**6556**
	CFC	**CORDYLINE FRUTICOSA 'CRYSTAL'**	翡翠朱蕉	**600**	**400**	**300**	**-**	**4100**
^	**CFB**	**CORDYLINE FRUTICOSA 'BABY DOLL'**	娃娃朱蕉	**600**	**400**	**300**	**-**	**1430**
	CFT	**CORDYLINE FRUTICOSA 'TROCOLOR'**	三色朱蕉	**600**	**400**	**300**	**-**	**4430**
*****	**CAS**	**CRINUM ASIATICUM VAR. SINICUM**	文殊蘭	**600**	**600**	**400**	**-**	**2200**
*****	**DE**	**DIANELLA ENSIFOLIA**	山菅蘭	**300**	**300**	**200**	**-**	**3350**
^	**FFS**	**FURCRAEA FOETIDA CV. 'STIATA'**	黃紋萬年麻	**600**	**600**	**500**	**-**	**135**
*****	**JG**	**JUSTCIA GENDARUSSA**	小駁骨	**500**	**400**	**400**	**-**	**1410**
	NCA	**NEOREGELIA CAROLINAE**	紅心彩葉鳳梨	**200**	**400**	**300**	**-**	**370**
*****	**OJ**	**OPHIOPOGON JAPONICUS**	麥冬	**200**	**200**	**100**	**-**	**7050**
	ZCA	**ZEPHYRANTHES CANDIDA**	葱蘭	**200**	**200**	**100**	**-**	**30150**
	ZCI	**ZEPHYRANTHES CITRINA**	黃花葱蘭	**200**	**200**	**100**	**-**	**26800**
	SOUTH PODIUM - SHRUB							
	CODE	**SCIENTIFIC NAME**	**CHINESE NAME**	**HEIGHT (MM)**	**SPREAD (MM)**	**SPACING (MM)**	**REMARKS**	
^	**FP**	**FICUS PUMILA**	薜荔	**600**	**-**	**200**	**4 SHOOTS PER PLANT**	3154
^	**TJ**	**TRACHELOSPERMUM JASMINOIDES**	絡石	**600**	**-**	**200**	**4 SHOOTS PER PLANT**	950
	TRA	**TRISTELLATEIA AUSTRALASIAE**	三星果	**600**	**-**	**300**	**4 SHOOTS PER PLANT**	1575
*** = native species**								
^ = alternative species								

KEY PLAN

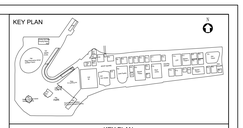

KEY PLAN

GENERAL NOTES:
1. DO NOT SCALE THE DRAWING, FIGURED DIMENSIONS ARE TO BE FOLLOWED.
2. ALL DIMENSIONS ARE IN MILLIMETER UNLESS OTHERWISE SPECIFIED.
3. LEGEND SHOULD REFER TO SHOP DRAWING OF INDIVIDUAL TRADE.
4. ALL ALTERNATIVE SPECIES ARE CLOUDED IN RED FOR EASY REFERENCE

DISCIPLINE COLOUR CODE:

REFERENCE	DISCIPLINE	COLOUR
ARC	ARCHITECTURAL ELEMENTS	
STR	STRUCTURAL ELEMENTS	
BME	HVAC/MECHANICAL ELEMENTS	
BTG	GAS ELEMENTS	
BDR	DRAINAGE ELEMENTS	
BEL	ELECTRICAL ELEMENTS	
BPL	PLUMBING ELEMENTS	
BFS	FIRE PROTECTION ELEMENTS	
MEP	COMBINED SERVICES ELEMENTS	

THIS DRAWING IS PREPARED ACCORDING TO THE FOLLOWING DESIGN DRAWING :-

TRADE	DRAWING NUMBER	REV.	A.I. NO
ARC			
STR			
BEL			
ELV			
BME			
BFS			
BPD			
LTE			

THIS DRAWING HAS BEEN CHECKED & CONFIRMED BY THE FOLLOWING NOMINATED SUBCONTRACTORS :

TRADE	REPRESENTATIVE	SIGNATURE	DATE

REV.	DATE	DESCRIPTION
01	02 OCT 2019	SHOP DRAWING RESUBMISSION
00	20 SEP 2019	1ST SHOP DRAWING SUBMISSION

REVISION

MANAGEMENT CONTRACTOR

Gammon

GAMMON CONSTRUCTION LIMITED
28/F Devon House, Taikoo Place, 979 King's Road, Hong Kong

SUB CONTRACTOR

MELOFIELD
NURSERY & LANDSCAPE CONTRACTOR LTD
經緯園藝有限公司
125 HA YAU TIN TSUEN, YUEN LONG, NT. HONG KONG
TEL.: 2572 0048 FAX: 2573 9099
E-MAIL: INFO@MELOFIELD.COM

PROJECT

MUSEUM PLUS (M+) OF THE WEST KOWLOON CULTURAL DISTRICT

DRAWING TITLE

3/F SHRUBS AND GROUNDCOVER SCHEDULE

SCALE 00	PRINTED
CHECKED	DATE
APPROVED	DATE
PRODUCED BY	DATE
AUTHOR	
DISCIPLINE	
PHASE	

DRAWING NO. 3AXXX-GAM-LAN-DWG-9009-P00-L003-WS4 REV. 01

AUTHORITY

westKowloon
西九文化區

A0 (1188mm x 840mm) Sheet Size

02/10/2019 10:53:23 AM, ADD to Model 40 (MP.10) 1:100.00 MM), 1:1

Appendix (vii) –
Greening Measurement

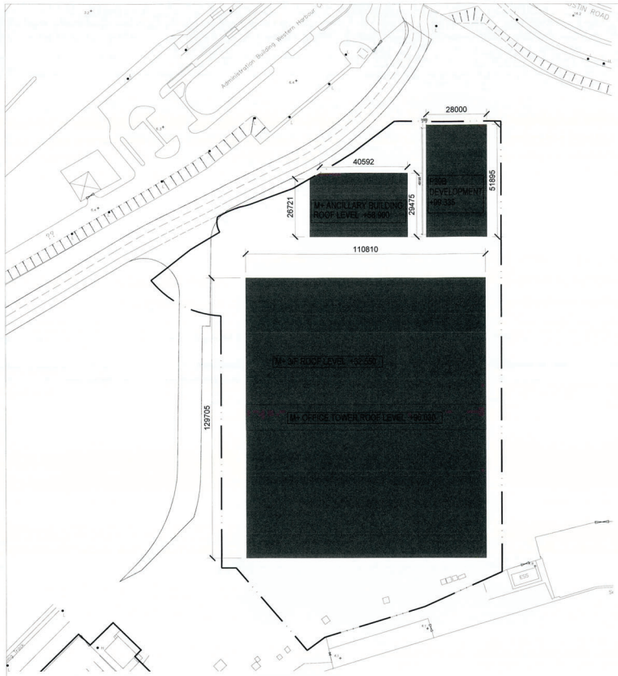

R/F FOR SITE COVERAGE DIAGRAM

SCALE = 1:1000

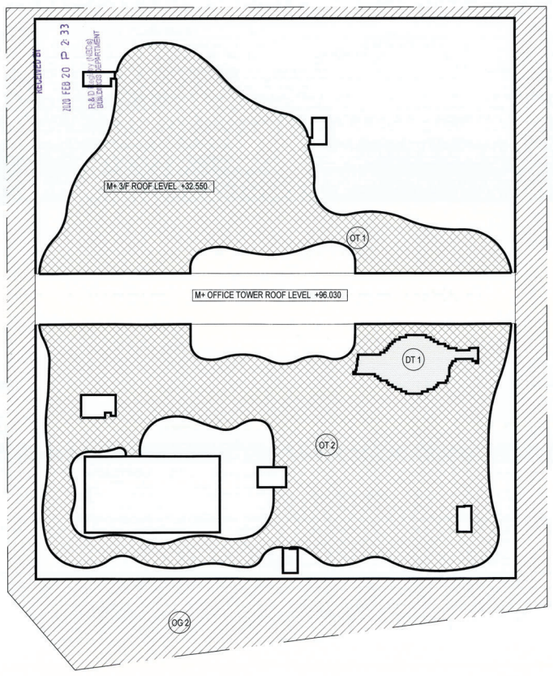

PUBLIC OPEN SPACE DIAGRAM

SCALE = 1:500

OVERALL DEVELOPMENT PLANNING PARAMETERS (FROM MASTER REGISTER UNDER SEPARATE SUBMISSION

CLASS OF SITE		=	"A"
SITE AREA		=	40.91 ha (ABOUT)
SUBMISSION PACKAGE 20		=	22966 sq. m
HEIGHT RESTRICTION FOR SUBMISSION PACKAGE		=	+70 mPD & +100mPD
MEAN STREET LEVEL		=	+5.43 mPD
BUILDING HEIGHT	96.030 - 5.430	=	90.600 m
	58.900 - 5.430	=	53.470 m
	99.335 - 5.430	=	93.905 m

PLOT RATIO CALCULATION UNDER BUILDING (PLANNING)REG. 20 &2 1

PERMITTED NON-DOMESTIC PLOT RATIO (OVER 61m) = 15

ACTUAL -NON-DOMESTIC PLOT RATIO = (80,055.328 + 12,371.018) / 409,100
= 92,426.346 / 409,100
= 0.226 < 15

SITE COVERAGE

PERMITTED SITE COVERAGE FOR ENTIRE WKCD UNDER MASTER REGISTER = 54.43%

ASSIGNED NON-DOMESTIC SITE COVERAGE FOR PACKAGE NO.20 UNDER MASTER REGISTER = 17,231 sq. m

ACTUAL NON-DOMESTIC SITE COVERAGE (ABOVE 15m) = (145,352 - 17,144 + 17,230.311) / 40.91 ha.
= 145,438.311 / 40.91 ha.
= 35.55% < 54.43%

COMPLIANCE WITH MASTER REGISTER (SUBMITTED UNDER SEPARATE SUBMISSION)

A. GFA DISTRIBUTION

ARTS & CULTURAL FACILITIES	=	75,001.708 sq.m < 75,950 sq.m (COMPLY WITH LATEST MR DWG. P00-A-CP001 Rev. P)
RETAIL / RESTAURANT	=	12,371.018 sq.m < 12,500 sq.m (COMPLY WITH LATEST MR DWG. P00-A-CP001) Rev. P)
TOTAL	=	87,372.726 sq.m < 88,450 sq.m (COMPLY WITH LATEST MR DWG. P00-A-CP001 Rev. P)
B. BUILDING FOOTPRINT	=	17,230.311 sq.m < 17,231 sq.m (TOTAL SITE COVERAGE < 54.43%)
C. CARPARKING PROVISION	=	152 (REFER TO LATEST MR DWG. P00-A-CP011 Rev.-) (4 NOS. FOR DISABLED)
D. LOADING & UNLOADING PROVISION	=	17 (COMPLY WITH LATEST MR DWG. P00-A-CP011 Rev.-)
E. PROVISION OF PUBLIC OPEN SPACE AT GRADE & PIAZZA	=	5651.785 sq.m > 5100 sq.m (COMPLY WITH LATEST MR DWG. P00-A-CP001 Rev. P)
PROVISION OF PUBLIC OPEN SPACE AT TERRACE	=	6989.265 sq.m > 5400 sq.m (COMPLY WITH LATEST MR DWG. P00-A-CP001 Rev. P)
F. SITE COVERAGE OF GREENERY PROVISION AT PEDESTRIAN ZONE (UNDER PNAP APP-152)	=	1,787.561 sq.m > 1787 sq.m (COMPLY WITH LATEST MR DWG. P00-A-CP001 Rev. P)
SITE COVERAGE OF GREENERY PROVISION AT TERRACE ZONE (UNDER PNAP APP-152)	=	7215.213 sq.m > 7215 sq.m (COMPLY WITH LATEST MR DWG. P00-A-CP001 Rev. P

PUBLIC OPEN SPACE CALCULATION

OPEN SPACE AT GRADE & PIAZZA	
OG1	1807.841 sq m
OG2	3807.944 sq m
TOTAL	5651.785 sq m

OPEN SPACE AT TERRACE	
OT1	2740.160 sq m
OT2	4,031.974 sq m
DT1	217.131 sq m
TOTAL	6,989.265 sq m

REQUIRED PUBLIC OPEN SPACE AT GRADE & PIAZZA (UNDER MASTER REGISTER UNDER SEPARATE SUBMISSION) = 5100.000 sq m

REQUIRED OPEN PUBLIC SPACE AT TERRACE ZONE (UNDER MASTER REGISTER UNDER SEPARATE SUBMISSION) = 5400.000 sq m

PROVIDED PUBLIC OPEN SPACE AT GRADE & PIAZZA = 5651.785 sq m > 5100.000 sq m

PROVIDED PUBLIC OPEN SPACE AT TERRACE ZONE = 6,989.265 sq m > 5400.000 sq m

OUTDOOR DINING SPACE AT TERRACE (COMMERCIAL ACTIVITIES) = (DT 1)
= 217.131 sq m < 701.697 sq m (10% OF POS AT TERRACE)

WHICH IS ALLOWED ACCORDING TO "PUBLIC OPEN SPACE IN PRIVATE DEVELOPMENTS DESIGN AND MANAGEMENT GUIDELINES" 3.1(C) BY DEVELOPMENT BUREAU

TABLE 1: CAR PARKING AND MOTOCYCLE PARKING PROVISION CALCULATIONS

PACKAGE	PARCEL	VENUE/LANDSCAPE	CACF REQ	OACF REQ	GFA (m²)	RDE FACTOR	RDE REQ	TOTAL CAR PARKING REQ		PRO	TOTAL MOTOCYCLE PARKING FACTOR	REQ		PRO	REMARKS
20	39A	M+ ANCILLARY BUILDING	-	-	-	-	-	-							
	39B	OACF / RDE	-	26	8952.608	1 SPACE FOR EVERY 300 SQM.	30	56	224	152*	7.36% OF THE TOTAL PROVISIONS FOR PRIVATE CARS	17	17	8**	THIS SUBMISSION
	40	M+ / OACF / RDE	150	6	3,418.410	1 SPACE FOR EVERY 300 SQM.	12	168							

NOTE:
*THE SHORT FALL OF 72 NOS. OF CAR PARKING SPACES SHALL BE PROVIDED IN THE CARPARK AT PACKAGE 23A / P5O (REFER TO P00-A-CP011 IN THE APPROVED MASTER REGISTER)
**THE SHORTFALL OF 9 NOS. OF MOTORCYCLE PARKING SHALL BE PROVIDED IN THE CARPARK AT PACKAGE 23A / P5O (REFER TO P00-A-CP011 IN THE APPROVED MASTER REGISTER)

TABLE 2: LOADING / UNLOADING PROVISION CALCULATIONS

PACKAGE	PARCEL	VENUE/LANDSCAPE	CACF REQ	OACF REQ	GFA (m²)	RDE FACTOR	RDE REQ	TOTAL L/UL REQ		PRO	REMARKS
20	39A	M+ ANCILLARY BUILDING	-					-			
	39B	OACF / RDE	-	4	8952.608	1 SPACE FOR EVERY 1200 SQM.	8	12	16	17	THIS SUBMISSION
	40	M+ / OACF / RDE	-	1	3,418.410	1 SPACE FOR EVERY 1200 SQM.	3	4			

TABLE 3: COACH PARKING PROVISION CALCULATIONS

PACKAGE	PARCEL	VENUE/LANDSCAPE	COACH PARKING REQ	PRO	REMARKS
20	39A	M+ ANCILLARY BUILDING			
	39B	OACF / RDE	0	4	THIS SUBMISSION
	40	M+ / OACF / RDE			

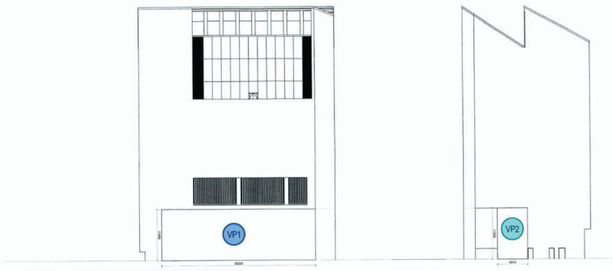

ELEVATIONS (NORTH AND WEST) OF M+ ANCILLARY BUILDING
SCALE = 1:500

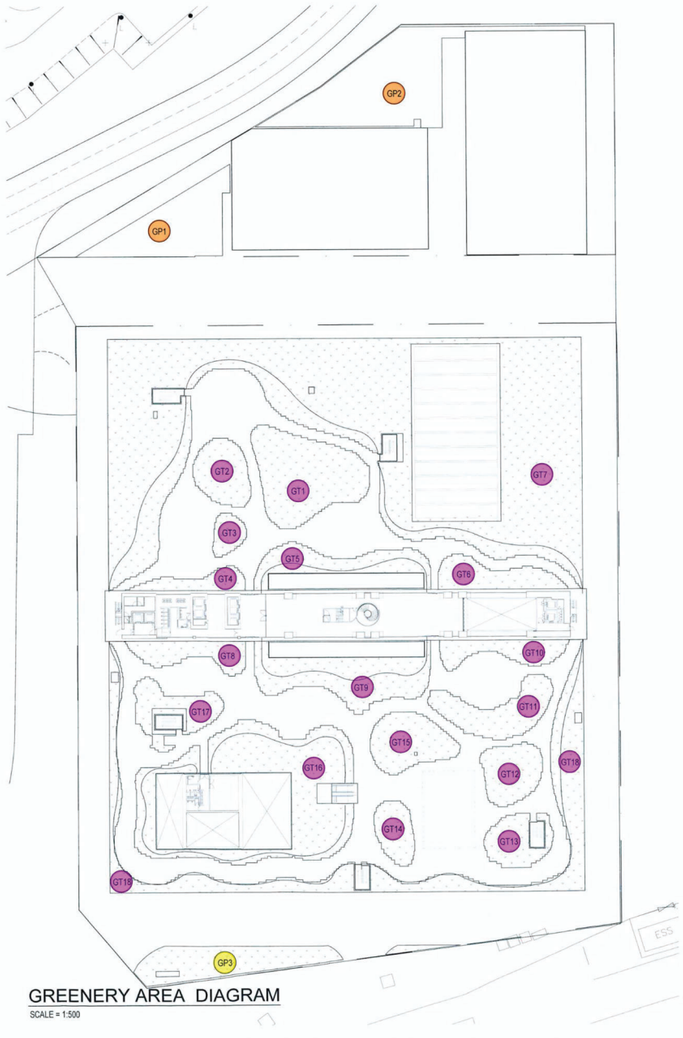

GREENERY AREA DIAGRAM

SCALE = 1:500

GREENERY AREA CALCULATION

VERTICAL GREENERY

GREEN AREA AT PEDESTRIAN ZONE	
VP1	418.959 sq m
VP2	81.597 sq m
TOTAL	500.556 sq m

PROVIDED VERTICAL GREENERY AREA AT PEDESTRIAN ZONE = 500.556 sq m

PERCENTAGE OF PROVIDED VERTICAL GREENERY AREA OVER TOTAL GREENERY AT PEDESTRIAN ZONE = 500.556 sq m / 1788 sq m x 100%
= 27.995% < 30%

HORIZONTAL GREENERY

GREEN AREA AT PEDESTRIAN ZONE	
GP1	359.775 sq m
GP2	629.290 sq m
GP3	297.940 sq m
TOTAL	1,287.005 sq m

GREEN AREA AT TERRACE ZONE			
GT1	431.219 sq m	GT10	134.337 sq m
GT2	161.608 sq m	GT11	218.738 sq m
GT3	57.601 sq m	GT12	165.207 sq m
GT4	84.707 sq m	GT13	134.653 sq m
GT5	213.580 sq m	GT14	105.845 sq m
GT6	154.823 sq m	GT15	204.378 sq m
GT7	2979.786 sq m	GT16	767.442 sq m
GT8	138.240 sq m	GT17	172.345 sq m
GT9	378.259 sq m	GT18	712.445 sq m
	4599.823 sq m	+	2615.390 sq m
TOTAL			7215.213 sq m

REQUIRED TOTAL GREENERY AREA AT PEDESTRIAN ZONE (UNDER MASTER REGISTER UNDER SEPARATE SUBMISSION) LATEST MR DWG. P00-A-CP-001 REV.P = 1787 sq m

REQUIRED TOTAL GREENERY AREA AT TERRACE ZONE (UNDER MASTER REGISTER UNDER SEPARATE SUBMISSION) LATEST MR DWG. P00-A-CP-001 REV.P = 7215 sq m

PROVIDED GREENERY AREA AT PEDESTRIAN ZONE = 1287.005 sq m + 500.556 sq m
= 1,787.561 sq m > 1787 sq m

PROVIDED GREENERY AREA AT TERRACE ZONE = 7215.213 sq m > 7215 sq m

B.D. REF: 2/4096/13 (P)
F.S.D REF:

KEY PLAN



KEY PLAN

NOTES:

Plan Approved
LI Man-kwok Gordon
Senior Building Surveyor
for BUILDING AUTHORITY
-3 JUL 2020

UNLESS NOTED OTHERWISE, COPYRIGHT AND DESIGN RIGHTS IN THIS DOCUMENT ARE OWNED BY THE MEMBER OF THE M+ CONSULTANCY JV FORMING THE "CONSULTANT", WITHOUT DEROGATION TO ANY PROVISION OF THE CONSULTANCY AGREEMENT, THE CONSULTANT, RESPECTIVELY THE MEMBER OF THE M+ CONSULTANCY JV THAT OWNS SUCH INTELLECTUAL PROPERTY, HAS GRANTED AND GRANTS ONLY TO THE AUTHORITY, ITS SUCCESSORS AND ASSIGNS AND ANY PERSON AUTHORISED BY THE AUTHORITY A NON-EXCLUSIVE, IRREVOCABLE, WORLD-WIDE LICENCE (CARRYING THE RIGHT TO GRANT SUB LICENSES) TO USE, REPRODUCE, MODIFY, ADAPT AND TRANSLATE THE INTELLECTUAL PROPERTY IN THIS DOCUMENT FOR ANY PURPOSE OF THE AUTHORITY. NOTWITHSTANDING THE ABOVE MENTIONED LICENCE, THIS DOCUMENT SHALL BE RETURNED TO THE CONSULTANT UPON REQUEST AND THE AUTHORITY SHALL NOT, IF INDICATED AS HAVING PRODUCED THIS DOCUMENT, THE USE OF THIS DOCUMENT AND THE INTELLECTUAL PROPERTY VESTED THEREIN BY ANY OTHER PARTY THAN THOSE MENTIONED ABOVE MUST BE SUBJECT TO AN AGREEMENT OR AUTHORIZATION BY OR WITH THE AUTHORITY

REV.	DATE	PURPOSE OF RELEASE	PRODUCED BY
M	22.06.2020	GBP 16TH AMENDMENT	TFP
L	20.02.2020	GBP 15TH AMENDMENT	TFP
K	18.11.2019	GBP 14TH AMENDMENT	TFP
J	15.10.2019	GBP 13TH AMENDMENT	TFP
I	30.04.2019	GBP 11TH AMENDMENT	TFP
H	28.12.2017	GBP 8TH AMENDMENT	TFP
G	15.02.2017	GBP 6TH AMENDMENT	TFP
F	27.05.2016	GBP 5TH AMENDMENT	TFP
E	05.02.2016	GBP 4TH AMENDMENT	TFP
D	28.12.2015	GBP 3RD AMENDMENT	TFP
C	23.06.2015	GBP 2ND AMENDMENT	TFP
B	12.09.2014	GBP 1ST AMENDMENT	TFP

CONSULTANT
M+ CONSULTANCY JV
DESIGN CONSULTANT
HERZOG & DE MEURON
HERZOG & DE MEURON BASEL LTD., RHEINSCHANZE 6, CH 4056 BASEL, SWITZERLAND
EXECUTIVE ARCHITECT
TFP | FARRELLS
TFP FARRELLS LIMITED, SUITES 1301-02, 13/F, 625 KING'S ROAD, NORTH POINT, HONG KONG
ENGINEERING CONSULTANT
ARUP
OVE ARUP & PARTNERS HONG KONG LIMITED, LEVEL 5 FESTIVAL WALK, 80 TAT CHEE AVENUE, KOWLOON TONG, HONG KONG.
M/V-SUBCONSULTANT
AUTHORITY'S CONSULTANT
QUANTITY SURVEYOR
LangdonSeah 威事諾
AN ARCADIS COMPANY

JOB TITLE
MUSEUM PLUS (M+) OF THE WEST KOWLOON CULTURAL DISTRICT

DRAWING TITLE
CALCULATIONS OF SITE COVERAGE, PLOT RATIO, SCHEDULE OF FRC AND DIAGRAMS

Note: This plan has been processed on a duplicated check basis under the delimitated processing system as promulgated in PNAP ADM-18. The duties of the authorized person, registered structural engineer and/or registered geotechnical engineer nominated as specified under section 4(2)(b) and the provision of section 14(2)(c) of the Buildings Ordinance are of particular relevance to this subject.

SCALE	NTS	@ A0	PRINTED 22.06.2020
CHECKED	DL		DATE 22.06.2020
APPROVED	FL		DATE 22.06.2020
PRODUCED BY	KL		DATE 22.06.2020
AUTHOR			TFP
DISCIPLINE			ARC
PHASE			GBP
DRAWING NO.			REV.
3AXXX-TFP-ARC-DWG-9200-P00-XXXX-GBP			M
CAD REF NAME:	3AXXX-TFP-ARC-DWG-9200-P00-XXXX-GBP-M.dwg		

"THE WORKS SHOWN ON THESE PLANS ARE TYPE I WORKS (GENERAL BUILDING WORKS) IN RESPECT OF WHICH CONSENT IS APPLIED FOR THE PURPOSE OF FAST TRACK CONSENT APPLICATION UNDER REGULATION 33 OF THE BUILDING (ADMINISTRATION) REGULATIONS."

LI KWOK-HING
REGISTERED ARCHITECT,
AUTHORIZED PERSON (ARCHITECT)
AP (A) 39/95

AUTHORITY
westKowloon
西九文化區

A0 (1189mm x 840mm) Sheet Size

Appendix (viii) –
Buildings Design Drawings

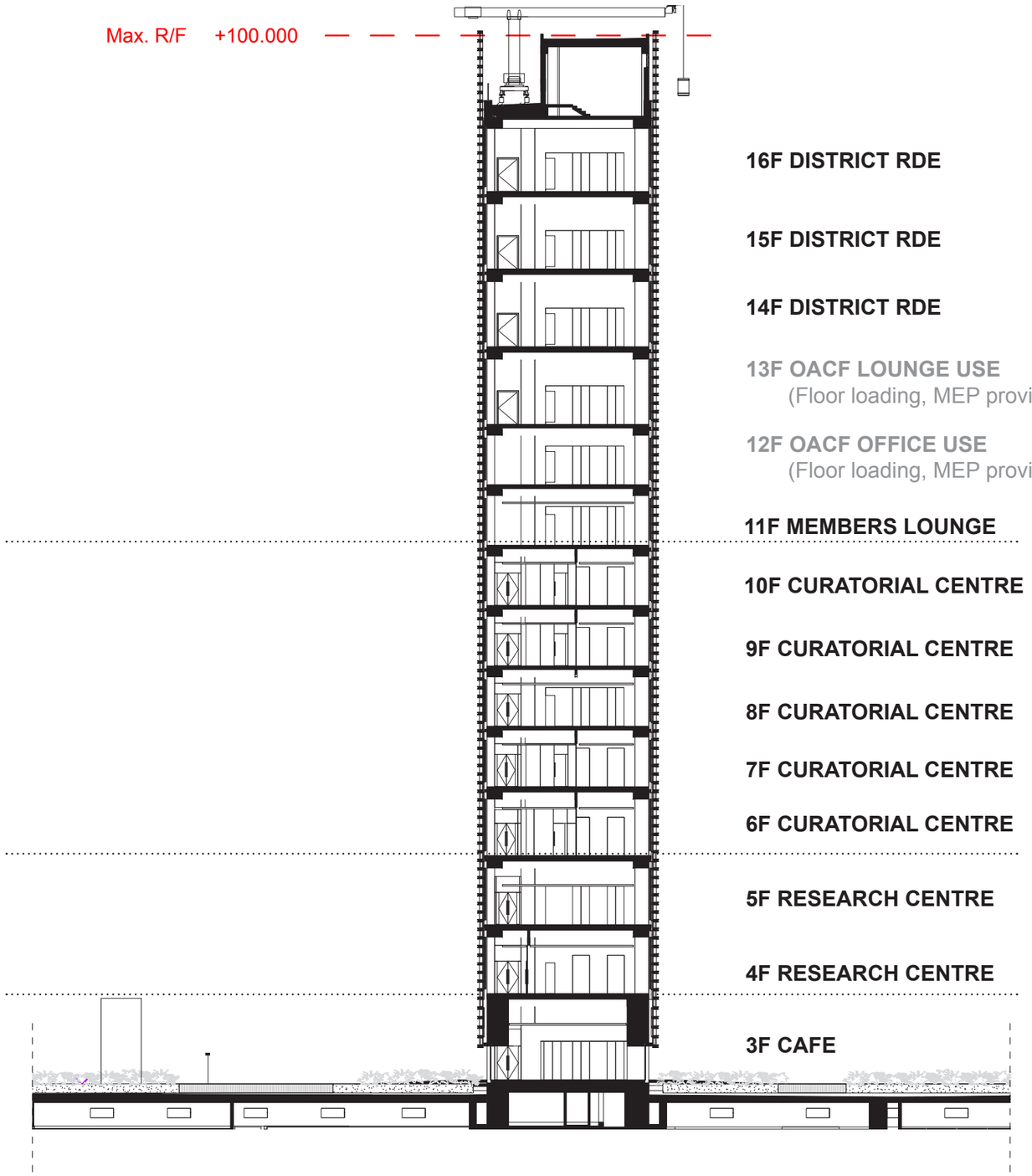

M+

TOWER PROGRAM SECTION

TOWER

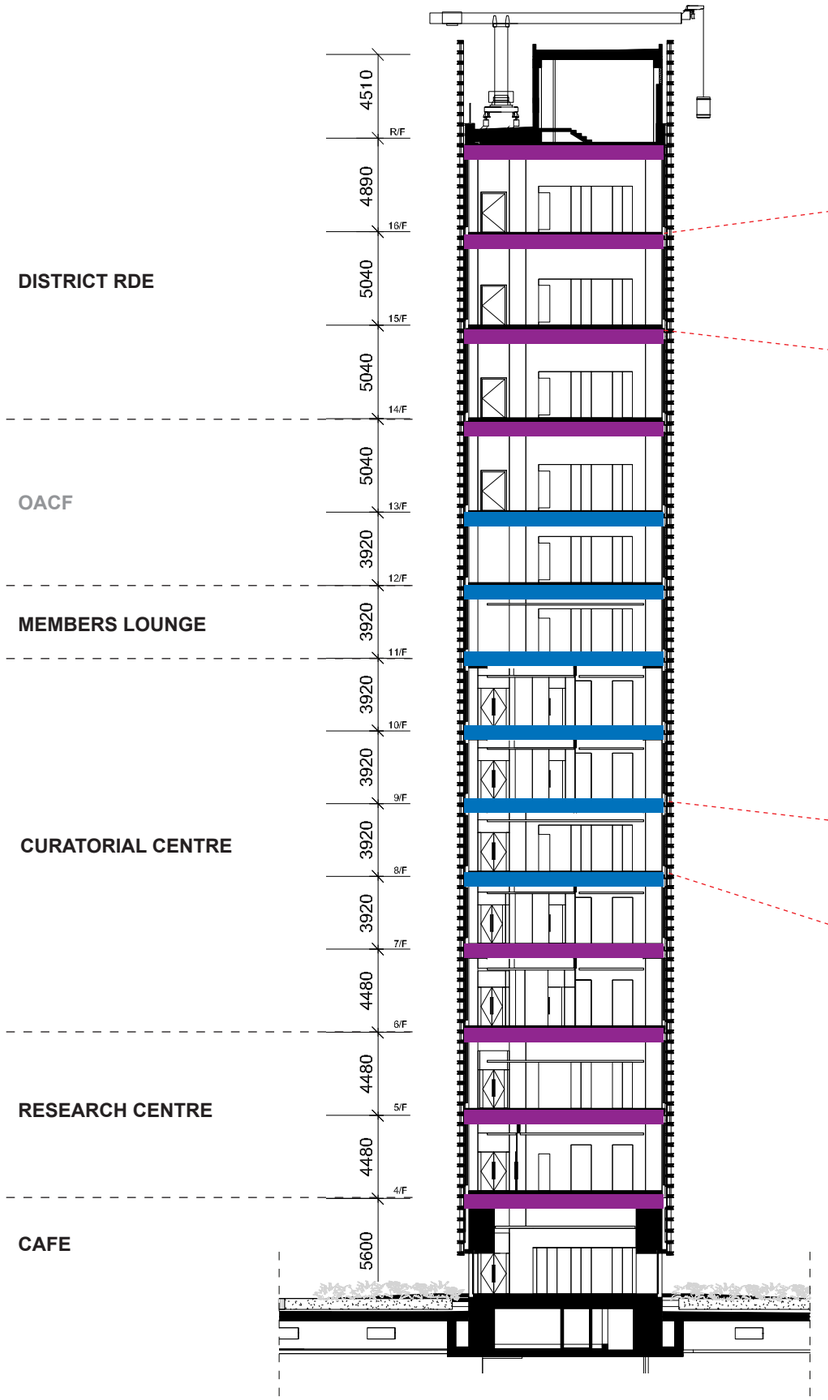

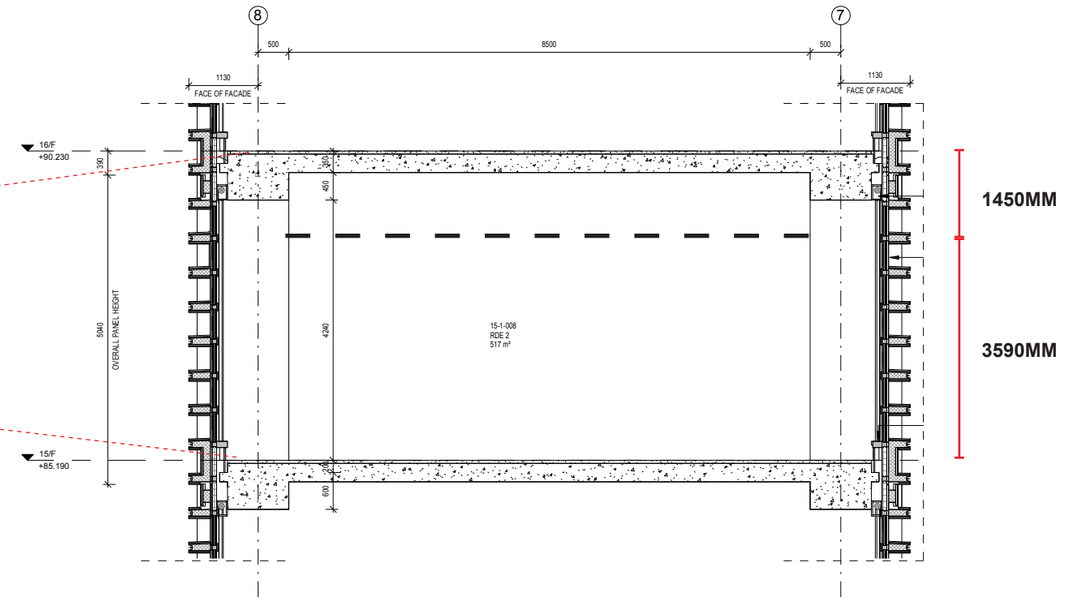

TYPICAL BEAM SLAB FLOOR

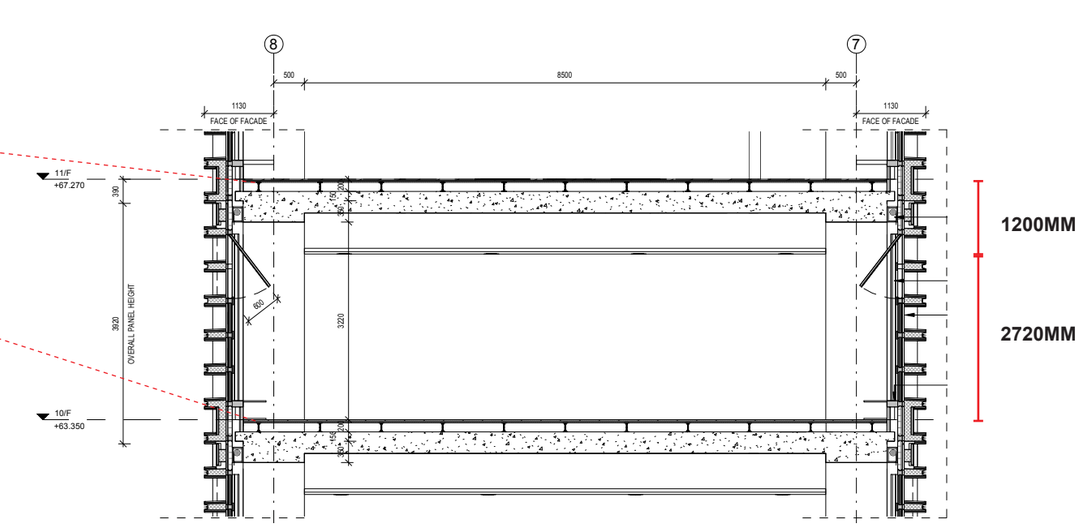

TYPICAL FLAT SLAB FLOOR

FLAT SLAB

BEAM SLAB

TOWER TYPICAL FLOOR BUILDUP

TOWER

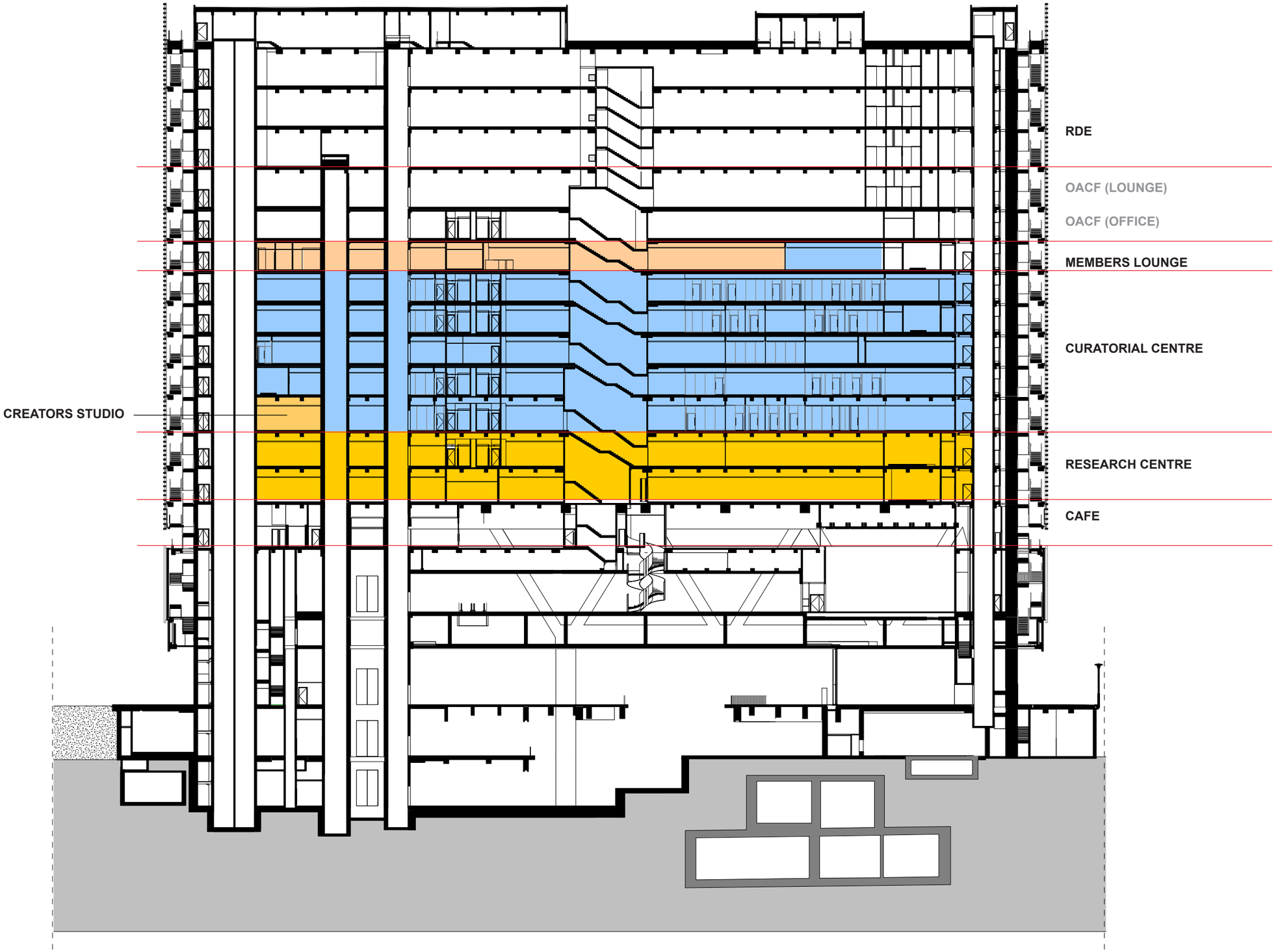

TOWER PROGRAM DISTRIBUTION

TOWER

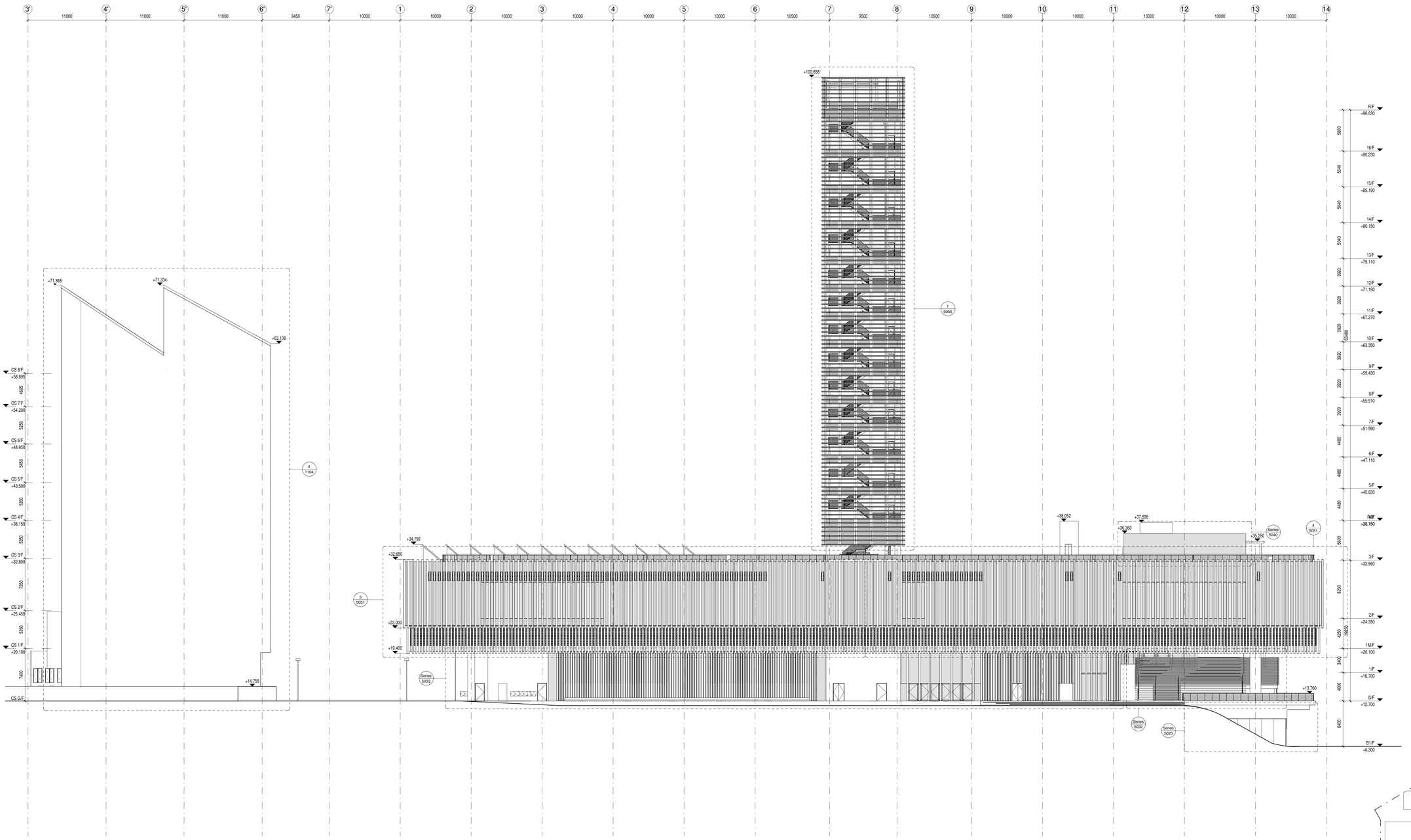

B.D. REF:

F.S.D. REF:

KEY PLAN

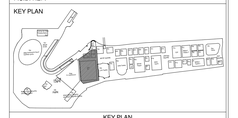

KEY PLAN

NOTES:

1. ALL MEASUREMENTS ARE IN MILLIMETERS UNLESS OTHERWISE NOTED.
2. ALL LEVELS AND DATUM HEIGHTS ARE MEASURED IN mPD.
3. ALL LEVELS INDICATED ARE TO FINISH FLOOR LEVELS.
4. NOT ALL ELEMENTS ARE SHOWN ON ARCHITECTURAL DRAWINGS. SEE CIVIL, LANDSCAPE, STRUCTURAL, MECHANICAL, ELECTRICAL, PLUMBING DISCIPLINE DRAWINGS.
5. DRAWINGS ARE IN PART INDICATIVE OF DESIGN INTENT ONLY AND DO NOT NECESSARILY SHOW COMPLETE DETAILS OF CONSTRUCTION, MATERIALS, PERFORMANCE OR INSTALLATION.

UNLESS NOTED OTHERWISE, COPYRIGHT AND DESIGN RIGHTS IN THIS DOCUMENT ARE OWNED BY ONE OR ALL OF THE MEMBERS OF THE M+ CONSULTANCY JV FORMING THE "CONSULTANT" WITHOUT DEROGATION TO ANY PROVISION OF THE CONSULTANCY AGREEMENT, THE CONSULTANT, RESPECTIVELY = THE MEMBER OF M+ CONSULTANCY JV INDICATED AS HAVING PRODUCED THIS DOCUMENT, HAS GRANTED AND GRANTS ONLY TO THE AUTHORITY, ITS SUCCESSORS AND ASSIGNS A PERPETUAL, UNRESTRICTED, EXCLUSIVE, FREELY ASSIGNABLE AND IRREVOCABLE LICENCE TO USE, REPRODUCE, MODIFY, ADAPT AND TRANSLATE THE INTELLECTUAL PROPERTY IN THIS DOCUMENT FOR ANY PURPOSE OF THE AUTHORITY. NOTWITHSTANDING THE FOREGOING, THE AUTHORITY MAY NOT USE, REPRODUCE, MODIFY, ADAPT AND TRANSLATE ONLY BY THE MEMBER OF M+ CONSULTANCY JV INDICATED AS HAVING PRODUCED THIS DOCUMENT. THE USE OF THIS DOCUMENT AND THE INTELLECTUAL PROPERTY VESTED THEREIN BY ANY OTHER PARTY THAN THOSE MENTIONED ABOVE MUST BE SUBJECT TO AN AGREEMENT OR AUTHORISATION BY OR WITH THE AUTHORITY.

REV.	DATE	PURPOSE OF RELEASE	PRODUCED BY
A	27/03/2015	TENDER DRAWINGS	TFP/HDM

CONSULTANT

M+ CONSULTANCY JV

DESIGN CONSULTANT

HERZOG & DE MEURON

HERZOG & DE MEURON BASEL LTD., RHEINSCHANZE 6, 4056 BASEL, SWITZERLAND

EXECUTIVE ARCHITECT

TFP | FARRELLS

TFP FARRELLS LIMITED, SUITES 130-02, 13/F, 625 KING'SROAD, NORTHPOINT, HONG KONG

ENGINEERING CONSULTANT

ARUP

OVE ARUP & PARTNERS HONG KONG LIMITED, LEVELS FESTIVAL WALK, 80 TAT CHEE AVENUE, KOWLOON TONG, HONG KONG

MJV SUBCONSULTANT

AUTHORITY'S CONSULTANT

QUANTITY SURVEYOR

LangdonSeah 威事謝 AN AECOM COMPANY

JOB TITLE

MUSEUM PLUS (M+) OF THE WEST KOWLOON CULTURAL DISTRICT

DRAWING TITLE

WEST ELEVATION

BUILDING ELEVATIONS

SCALE	1 : 200 [@A0]	PRINTED	27.03.2015
CHECKED	TFP / HdM	DATE	27.03.2015
APPROVED	TFP / HdM	DATE	27.03.2015
PRODUCED BY	TFP / HdM	DATE	27.03.2015
AUTHOR			TFP / HdM
DISCIPLINE			ARC
PHASE			WS3
DRAWING NO.	3AXXX-TFP-ARC-DWG-1103-P00-XXXX-WS3		REV. XA
CAD REF NAME:	3AXXX-TFP-ARC-DWG-1103-P00-XXXX-WS3-XA.dwg		

AUTHORITY

westKowloon

西九文化區

A0 (1189mm x 840mm) Sheet Size

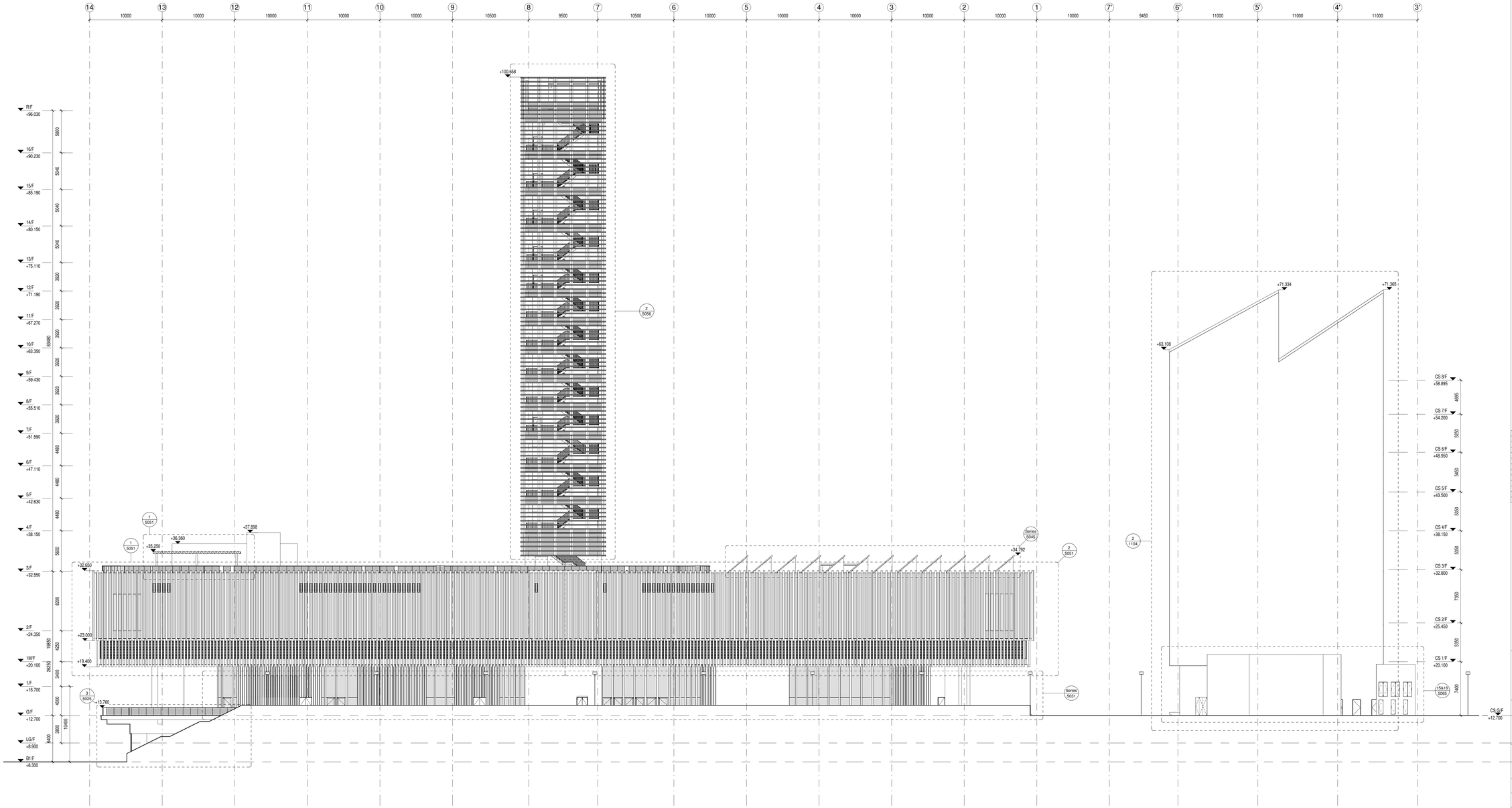

B.D. REF:

F.S.D. REF:

KEY PLAN

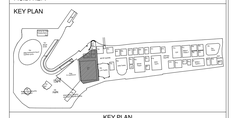

KEY PLAN

NOTES:

1. ALL MEASUREMENTS ARE IN MILLIMETERS UNLESS OTHERWISE NOTED.
2. ALL LEVELS AND DATUM HEIGHTS ARE MEASURED IN mPD.
3. ALL LEVELS INDICATED ARE TO FINISH FLOOR LEVELS.
4. NOT ALL ELEMENTS ARE SHOWN ON ARCHITECTURAL DRAWINGS. SEE CIVIL, LANDSCAPE, STRUCTURAL, MECHANICAL, ELECTRICAL, PLUMBING DISCIPLINE DRAWINGS.
5. DRAWINGS ARE IN PART INDICATIVE OF DESIGN INTENT ONLY AND DO NOT NECESSARILY SHOW COMPLETE DETAILS OF CONSTRUCTION, MATERIALS, PERFORMANCE OR INSTALLATION.

UNLESS NOTED OTHERWISE, COPYRIGHT AND DESIGN RIGHTS IN THIS DOCUMENT ARE OWNED BY ONE OR ALL OF THE MEMBERS OF THE M+ CONSULTANCY JV FORMING THE "CONSULTANT", WITHOUT DEROGATION TO ANY PROVISION OF THE CONSULTANCY AGREEMENT, THE CONSULTANT, RESPECTIVELY = THE MEMBER OF M+ CONSULTANCY JV INDICATED AS HAVING PRODUCED THIS DOCUMENT, HAS GRANTED AND GRANTS ONLY TO THE AUTHORITY, ITS SUCCESSORS AND ASSIGNS A PERPETUAL, UNRESTRICTED, EXCLUSIVE, FREELY ASSIGNABLE AND IRREVOCABLE LICENCE TO USE, REPRODUCE, MODIFY, ADAPT AND TRANSLATE THE INTELLECTUAL PROPERTY IN THIS DOCUMENT FOR ANY PURPOSE OF THE AUTHORITY. NOTWITHSTANDING THE FOREGOING, THE AUTHORITY MAY NOT USE, REPRODUCE, MODIFY, ADAPT OR TRANSLATE ONLY BY THE MEMBER OF M+ CONSULTANCY JV INDICATED AS HAVING PRODUCED THIS DOCUMENT. THE USE OF THIS DOCUMENT AND THE INTELLECTUAL PROPERTY VESTED THEREIN BY ANY OTHER PARTY THAN THOSE MENTIONED ABOVE MUST BE SUBJECT TO AN AGREEMENT OR AUTHORISATION BY OR WITH THE AUTHORITY.

REV.	DATE	PURPOSE OF RELEASE	PRODUCED BY
A	27/03/2015	TENDER DRAWINGS	TFP/HDM

CONSULTANT

M+ CONSULTANCY JV

DESIGN CONSULTANT

HERZOG & DE MEURON

HERZOG & DE MEURON BASEL LTD., RHEINSCHANZE 6, 4056 BASEL, SWITZERLAND

EXECUTIVE ARCHITECT

TFP | FARRELLS

TFP FARRELLS LIMITED, SUITES 130-02, 13/F, 625 KING'S ROAD, NORTH POINT, HONG KONG

ENGINEERING CONSULTANT

ARUP

OVE ARUP & PARTNERS HONG KONG LIMITED, LEVEL5 FESTIVAL WALK, 80 TAT CHEE AVENUE, KOWLOON TONG, HONG KONG

MJV SUBCONSULTANT

AUTHORITY'S CONSULTANT

QUANTITY SURVEYOR

LangdonSeah 盛掌建

AN AECOM COMPANY

JOB TITLE

MUSEUM PLUS (M+) OF THE WEST KOWLOON CULTURAL DISTRICT

DRAWING TITLE

EAST ELEVATION

BUILDING ELEVATIONS

SCALE	1 : 200 [@A0]	PRINTED	27.03.2015
CHECKED	TFP / HdM	DATE	27.03.2015
APPROVED	TFP / HdM	DATE	27.03.2015
PRODUCED BY	TFP / HdM	DATE	27.03.2015
AUTHOR			TFP / HdM
DISCIPLINE			ARC
PHASE			WS3
DRAWING NO.	3AXXX-TFP-ARC-DWG-1102-P00-XXXX-WS3		REV. XA

CAD REF NAME: 3AXXX-TFP-ARC-DWG-1102-P00-XXXX-WS3-XA.dwg

AUTHORITY

westKowloon

西九文化區

A0 (1189mm x 840mm) Sheet Size



B.D. REF:

F.S.D. REF:

KEY PLAN

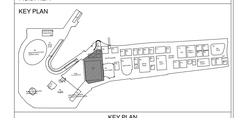

KEY PLAN

NOTES:

1. ALL MEASUREMENTS ARE IN MILLIMETERS UNLESS OTHERWISE NOTED.
2. ALL LEVELS AND DATUM HEIGHTS ARE MEASURED IN mPD.
3. ALL LEVELS INDICATED ARE TO FINISH FLOOR LEVELS.
4. NOT ALL ELEMENTS ARE SHOWN ON ARCHITECTURAL DRAWINGS. SEE CIVIL, LANDSCAPE, STRUCTURAL, MECHANICAL, ELECTRICAL, PLUMBING DISCIPLINE DRAWINGS.
5. DRAWINGS ARE IN PART INDICATIVE OF DESIGN INTENT ONLY AND DO NOT NECESSARILY SHOW COMPLETE DETAILS OF CONSTRUCTION, MATERIALS, PERFORMANCE OR INSTALLATION.

UNLESS NOTED OTHERWISE, COPYRIGHT AND DESIGN RIGHTS IN THIS DOCUMENT ARE OWNED BY ONE OR ALL OF THE MEMBERS OF THE M+ CONSULTANCY JV FORMING THE "CONSULTANT", WITHOUT DEROGATION TO ANY PROVISION OF THE CONSULTANCY AGREEMENT, THE CONSULTANT, RESPECTIVELY = THE MEMBER OF M+ CONSULTANCY JV INDICATED AS HAVING PRODUCED THIS DOCUMENT, HAS GRANTED AND GRANTS ONLY TO THE AUTHORITY, ITS SUCCESSORS AND ASSIGNS A PERPETUAL, UNRESTRICTED, EXCLUSIVE, FREELY ASSIGNABLE AND IRREVOCABLE LICENCE TO USE, REPRODUCE, MODIFY, ADAPT AND TRANSLATE THE INTELLECTUAL PROPERTY IN THIS DOCUMENT FOR ANY PURPOSE OF THE AUTHORITY. NOTWITHSTANDING THE FOREGOING, THE CONSULTANT, RESPECTIVELY = THE MEMBER OF M+ CONSULTANCY JV TRANSLATED ONLY BY THE MEMBER OF M+ CONSULTANCY JV INDICATED AS HAVING PRODUCED THIS DOCUMENT. THE USE OF THIS DOCUMENT AND THE INTELLECTUAL PROPERTY VESTED THEREIN BY ANY OTHER PARTY THAN THOSE MENTIONED ABOVE MUST BE SUBJECT TO AN AGREEMENT OR AUTHORISATION BY OR WITH THE AUTHORITY.

REV.	DATE	PURPOSE OF RELEASE	PRODUCED BY
A	27.03.2015	TENDER DRAWINGS	TFP/HDM

CONSULTANT

M+ CONSULTANCY JV

DESIGN CONSULTANT

HERZOG & DE MEURON

HERZOG & DE MEURON BASEL LTD., RHEINSCHANZE 6, 4056 BASEL, SWITZERLAND

EXECUTIVE ARCHITECT

TFP | FARRELLS

TFP FARRELLS LIMITED, SUITES 130-02, 13/F, 625 KING'S ROAD, NORTH POINT, HONG KONG

ENGINEERING CONSULTANT

ARUP

OVE ARUP & PARTNERS HONG KONG LIMITED, LEVELS FESTIVAL WALK, 80 TAT CHEE AVENUE, KOWLOON TONG, HONG KONG

M/V SUBCONSULTANT

AUTHORITY'S CONSULTANT

QUANTITY SURVEYOR

LangdonSeah 威爭謝 AN AECOM COMPANY

JOB TITLE

MUSEUM PLUS (M+) OF THE WEST KOWLOON CULTURAL DISTRICT

DRAWING TITLE

SOUTH ELEVATION

BUILDING ELEVATIONS

SCALE	1 : 200 [@A0]	PRINTED	27.03.2015
CHECKED	TFP / HdM	DATE	27.03.2015
APPROVED	TFP / HdM	DATE	27.03.2015
PRODUCED BY	TFP / HdM	DATE	27.03.2015
AUTHOR			TFP / HdM
DISCIPLINE			ARC
PHASE			WS3
DRAWING NO.			REV.
	3AXXX-TFP-ARC-DWG-1101-P00-XXXX-WS3		XA

CAD REF NAME: 3AXXX-TFP-ARC-DWG-1101-P00-XXXX-WS3-XA.dwg

AUTHORITY

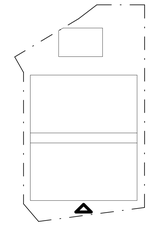

0 5 10m

1 : 200 SCALE BAR

westKowloon

西九文化區



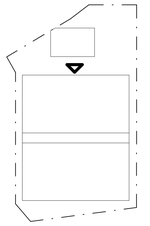

0 5 10m

1 : 200 SCALE BAR

B.D. REF:

F.S.D. REF:

KEY PLAN

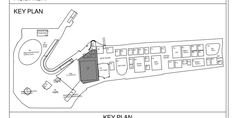

KEY PLAN

NOTES:

1. ALL MEASUREMENTS ARE IN MILLIMETERS UNLESS OTHERWISE NOTED.
2. ALL LEVELS AND DATUM HEIGHTS ARE MEASURED IN mPD.
3. ALL LEVELS INDICATED ARE TO FINISH FLOOR LEVELS.
4. NOT ALL ELEMENTS ARE SHOWN ON ARCHITECTURAL DRAWINGS. SEE CIVIL, LANDSCAPE, STRUCTURAL, MECHANICAL, ELECTRICAL, PLUMBING DISCIPLINE DRAWINGS.
5. DRAWINGS ARE IN PART INDICATIVE OF DESIGN INTENT ONLY AND DO NOT NECESSARILY SHOW COMPLETE DETAILS OF CONSTRUCTION, MATERIALS, PERFORMANCE OR INSTALLATION.

UNLESS NOTED OTHERWISE, COPYRIGHT AND DESIGN RIGHTS IN THIS DOCUMENT ARE OWNED BY ONE OR ALL OF THE MEMBERS OF THE M+ CONSULTANCY JV FORMING THE "CONSULTANT", WITHOUT DEROGATION TO ANY PROVISION OF THE CONSULTANCY AGREEMENT. THE CONSULTANT, RESPECTIVELY THE MEMBER OF THE M+ CONSULTANCY JV THAT OWNS SUCH INTELLECTUAL PROPERTY, HAS GRANTED AND GRANTS ONLY TO THE AUTHORITY, ITS SUCCESSORS AND ASSIGNS A PERPETUAL, UNRESTRICTED, EXCLUSIVE, FREELY ASSIGNABLE AND IRREVOCABLE RIGHT-TO-USE LICENCE (CARRYING THE RIGHT TO GRANT SUBLICENCES) TO USE, REPRODUCE, MODIFY, ADAPT AND TRANSLATE THE INTELLECTUAL PROPERTY IN THIS DOCUMENT FOR ANY PURPOSE OF THE AUTHORITY. NOTWITHSTANDING THE ABOVE MENTIONED LICENCE, THIS DOCUMENT SHALL BE MODIFIED, ADAPTED OR TRANSLATED ONLY BY THE MEMBER OF M+ CONSULTANCY JV INDICATED AS HAVING PRODUCED THIS DOCUMENT. THE USE OF THIS DOCUMENT AND THE INTELLECTUAL PROPERTY VESTED THEREIN BY ANY OTHER PARTY THAN THOSE MENTIONED ABOVE MUST BE SUBJECT TO AN AGREEMENT OR AUTHORISATION BY OR WITH THE AUTHORITY.

REV.	DATE	PURPOSE OF RELEASE	PRODUCED BY
A	27.03.2015	TENDER DRAWINGS	TFP/HdM

CONSULTANT

M+ CONSULTANCY JV

DESIGN CONSULTANT

HERZOG & DE MEURON

HERZOG & DE MEURON BASEL LTD., RHEINSCHANZE 6, 4056 BASEL, SWITZERLAND

EXECUTIVE ARCHITECT

TFP | FARRELLS

TFP FARRELLS LIMITED, SUITES 130-02, 13/F, 625 KING'SROAD, NORTHPOINT, HONG KONG

ENGINEERING CONSULTANT

ARUP

OVE ARUP & PARTNERS HONG KONG LIMITED, LEVEL5 FESTIVAL WALK, 80 TAT CHEE AVENUE, KOWLOON TONG, HONG KONG

MJV SUBCONSULTANT

AUTHORITY'S CONSULTANT

QUANTITY SURVEYOR

LangdonSeah 威寧謝

AN ARCADIS COMPANY

JOB TITLE

MUSEUM PLUS (M+) OF THE WEST KOWLOON CULTURAL DISTRICT

DRAWING TITLE

NORTH ELEVATION

BUILDING ELEVATIONS

SCALE	1 : 200 [@A0]	PRINTED	27.03.2015
CHECKED	TFP / HdM	DATE	27.03.2015
APPROVED	TFP / HdM	DATE	27.03.2015
PRODUCED BY	TFP / HdM	DATE	27.03.2015
AUTHOR			TFP / HdM
DISCIPLINE			ARC
PHASE			WS3
DRAWING NO.			REV.
	3AXXX-TFP-ARC-DWG-1100-P00-XXXX-WS3		XA

CAD REF NAME: 3AXXX-TFP-ARC-DWG-1100-P00-XXXX-WS3-XA.dwg

AUTHORITY

westKowloon

西九文化區

A0 (1188mm x 840mm) Sheet Size

25.4.2 Media Screen

The media facade will be located at the tower south façade facing Victoria harbour and the media screen is able to display still & moving images, graphic, text and low-resolution of video.
The resolution of the media façade will highly influence the readability and appearance of the image or text. The screen is designed to allow for vertical pixel of 560mm interval and horizontal pixel up to 50-150mm.



Figure 25.120: Media Screen Size

Lighting System	First layer: High power LEDs	Second layer: Low power LEDs
Display Media	Multi-colour display, static & moving image, graphic, text	
Colour Range	Min. 16.7 million (RGB; min. 48-bit; LED & IC)	
Global Brightness Control	Dimmable (min. 8-bit)	
Media Screen Size	Width: 110M / Height: 65.8M	
Pixel Resolution (pix)	712 (W) x 118 (H)	2088 (W) x 118 (H)
Media Content Resolution	2088 (W) x 118 (H)	
Pixel Pitch(Horizontal)	150mm (+/- 5%)	50mm (+/- 5%)
Pixel Pitch(Vertical)	560mm	
Viewing Distance	10-2000M	
Control	DMX 512/ Video Control	

25.4.3 Media Screen – Hybrid LED Display

The media façade of Hybrid LED display consists of two types of LED's, both in RGB colors. The combination of two layers of LEDs provides not only a good visibility from far away but also a smooth image for closer viewpoint.

1. First layer: High power LEDs with an asymmetrical reflector for the long distance view
2. Second layer: Low power LEDs for short distance view

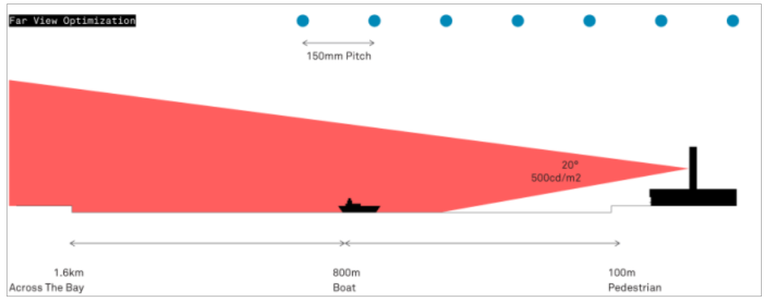

Figure 25.121: High Power LEDs (150mm Pitch)

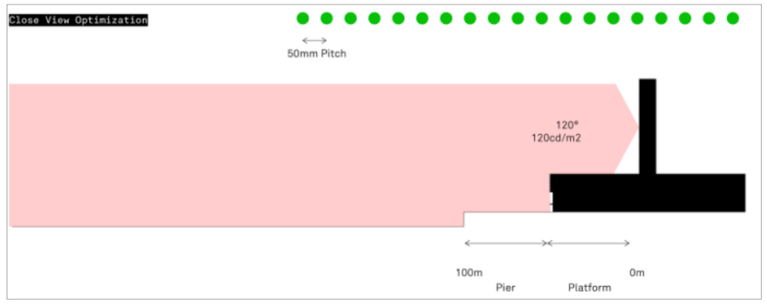

Figure 25.122: Low Power LEDs (50mm Pitch)

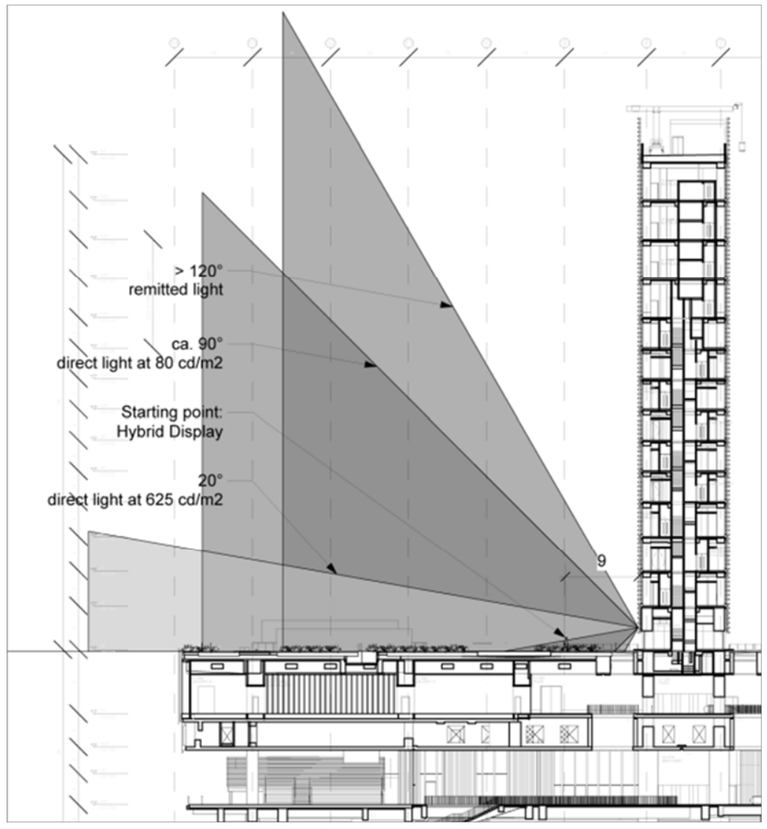

Figure 25.123: Section of LED beam angles

25.4.4 Luminaire

The media façade will be installed with LED luminaire incorporated with the horizontal fins and can be accessed by gondola for easy cleaning. Life time of LED sources plays an essential role. In general, the manufacturers offer 5 years warranty and 35,000 hours luminaire life span. The media screen could run for up to 19 years, assuming it is turned on 5hrs/day and 365d/year.

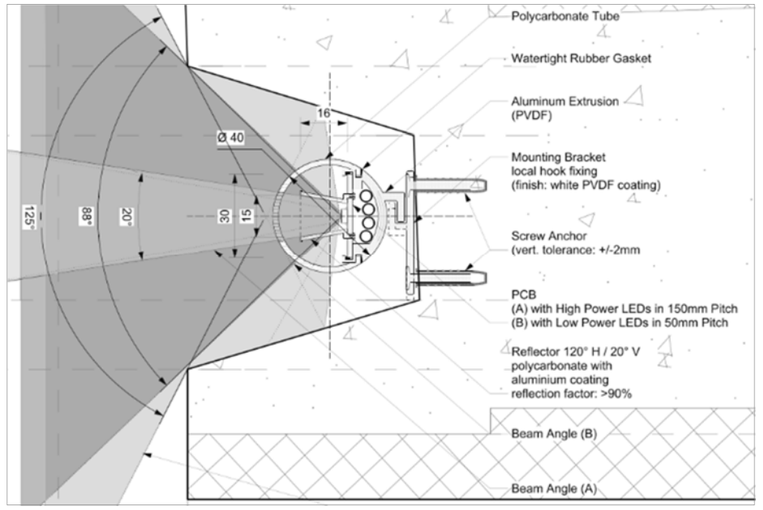

Figure 25.124: Luminaire Image

Table 25-2: Luminaire Details

		First layer: High power LEDs			Second layer: Low power LEDs		
Light Source		RGB LED					
Luminous Flux		100lm			18.5lm		
Luminous Intensity (@5000K; white)		2000 (r) mcd	7700 (g) mcd	4500 (b) mcd	700 (r) mcd	1200 (g) mcd	300 (b) mcd
Optical Efficiency		45 lm/W (r)		45 lm/W (g)		15 lm/W (b)	
Luminance		350 cd/ m; 625 cd/ m^2			45 cd/ m; 80 cd/ m^2		
Binning		Identical binning (both LED types matched)					
Wavelength		625 nm (r)		528 nm (g)		470 nm (b)	
Chronomaticity coord. (T_A: 25°C)	x	0.700 (r)		0.189 (g)		0.133 (b)	
	y	0.299 (r)		0.718 (g)		0.075 (b)	
Beam Angle (Horizontal)		120° (+/- 5°)			120° (+/- 5°)		
Beam Angle (Vertical)		120° (+/- 5°) 20° (with asymmetrical reflector)			120° (+/- 5°)		
LED Chips Lifetime		Min. 50,000 hrs					
Luminaire Life Span		Min. 35,000 hrs					

DESIGN INTENT ONLY.
SUBJECT TO CONTRACTOR'S SHOP DRAWING.

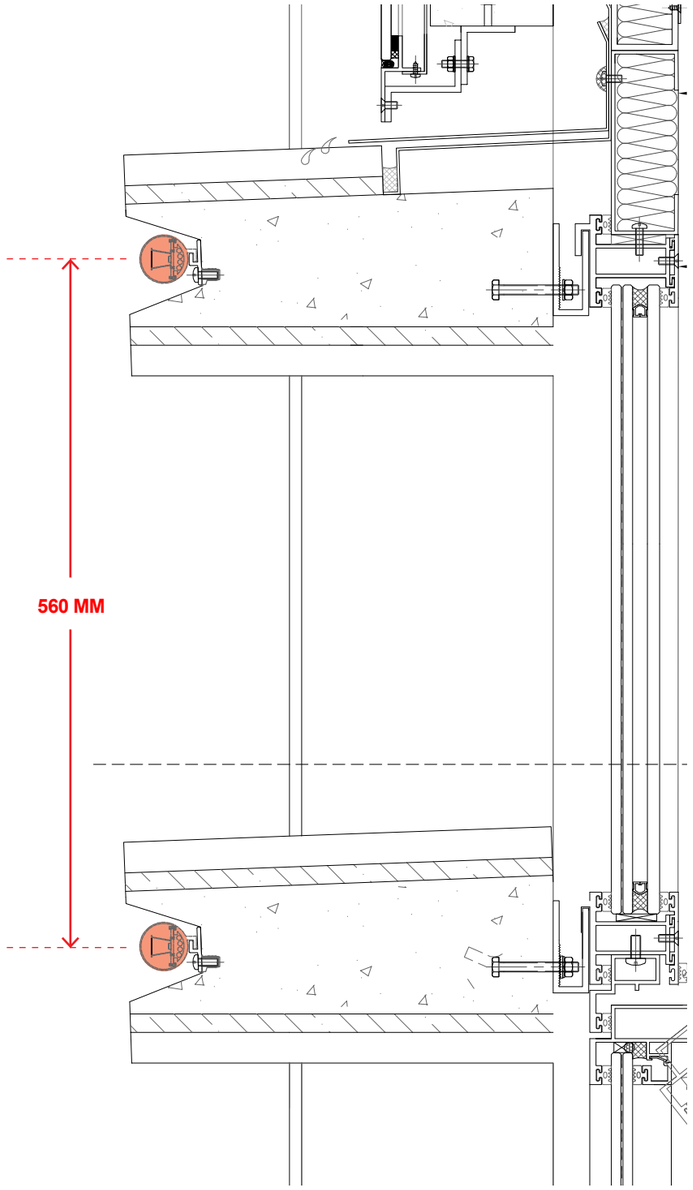

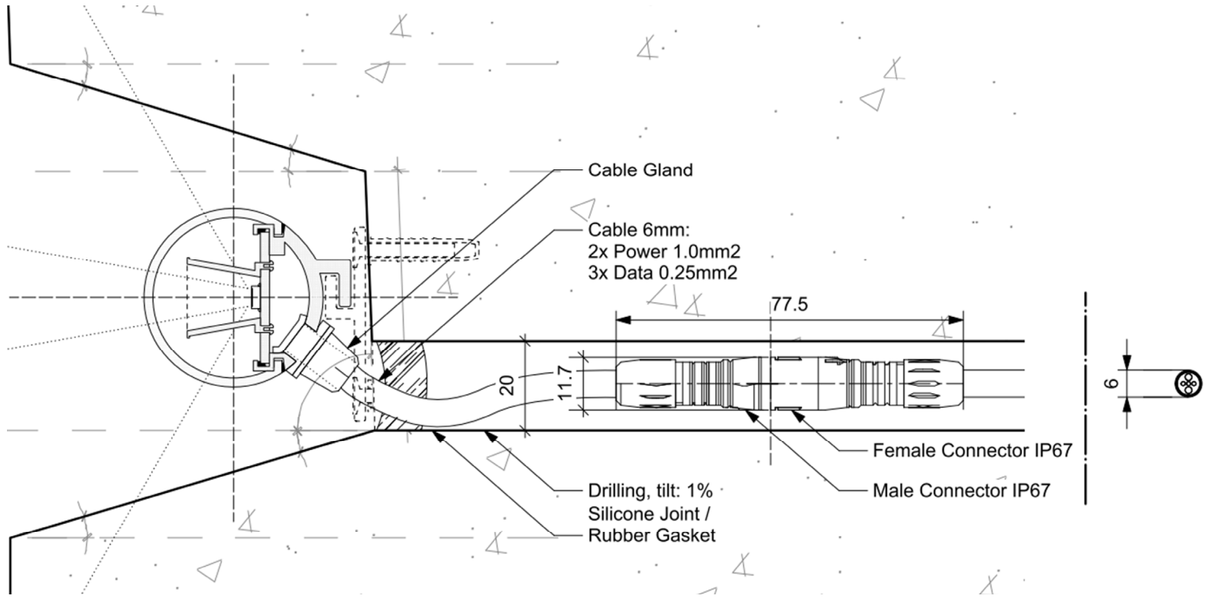

DESIGN INTENT ONLY.
SUBJECT TO CONTRACTOR'S SHOP DRAWING.

LOUVRE LED INTEGRATION

FACADE



LEGENED:

	220 V AC FOR POWER
	NETWORK SIGNAL CABLE (ETHERNET CAT5E)
	0 - 10V / 1 - 10V DIMMING CONTROL CABLE
	DIGITAL ADDRESABLE CONTROL CABLE
	LOCAL CONTROL KEY PANEL (12 BUTTONS)
	LOCAL CONTROL KEY PANEL (4 BUTTONS)
	MOBILE DIGITAL CONTROL DEVICE
	LCD TOUCH SCREEN PANEL
	DAYLIGHT SENSOR
	OCCUPANCY SENSOR
P 150	150W POWER SUPPLY UNIT
P 240	240W POWER SUPPLY UNIT
P 320	320W POWER SUPPLY UNIT

MOP 9 - Night time lighting control measures such as the use of sensors and timers could help reduce usage after hours

B.D. REF:

F.S.D. REF:

KEY PLAN

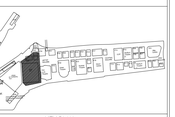

KEY PLAN

NOTES:

1. THIS DOCUMENT IS RELEASED FOR WORKSTAGE 2 ONLY.
2. ALL MEASUREMENTS ARE IN MILLIMETERS UNLESS OTHERWISE NOTED.
3. ALL LEVELS AND DATUM HEIGHTS ARE MEASURED IN mPD.
4. ALL LEVELS INDICATED ARE TO FINISH FLOOR LEVELS.
5. NOT ALL ELEMENTS ARE SHOWN ON ARCHITECTURAL DRAWINGS, SEE CIVIL, LANDSCAPE, STRUCTURAL DRAWINGS FOR ADDITIONAL INFORMATION.
6. DRAWINGS ARE IN PART INDICATIVE OF DESIGN INTENT ONLY AND DO NOT NECESSARILY SHOW COMPLETE DETAILS OF CONSTRUCTION, MATERIALS, PERFORMANCE OR INSTALLATION.

UNLESS NOTED OTHERWISE, COPYRIGHT AND DESIGN RIGHTS IN THIS DOCUMENT ARE OWNED BY ONE OR ALL OF THE MEMBERS OF THE 'A+' CONSULTANCY JV FORMING THE "CONSULTANT", WITHOUT DEROGATION TO ANY PROVISION OF THE CONSULTANCY AGREEMENT, THE CONSULTANT, RESPECTIVELY THE MEMBER OF THE CONSULTANT WHO IS THE AUTHOR OF THIS DOCUMENT HEREBY GIVES, GRANTED AND GRANTS ONLY TO THE AUTHORITY, ITS SUCCESSORS AND ASSIGNS A PERPETUAL, UNRESTRICTED, EXCLUSIVE, FREELY ASSIGNABLE AND IRREVOCABLE LICENSE TO USE, COPY, REPRODUCE, MODIFY, ADAPT AND TRANSLATE THE INTELLECTUAL PROPERTY IN THIS DOCUMENT FOR ANY PURPOSE OF THE AUTHORITY. NOTWITHSTANDING THE FOREGOING, ANY USE, COPY, REPRODUCE, MODIFY, ADAPT AND TRANSLATE BY THE AUTHORITY OR THE MEMBER OF 'A+' CONSULTANCY JV INDICATED AS HAVING PRODUCED THIS DOCUMENT, THE USE OF THIS DOCUMENT AND THE INTELLECTUAL PROPERTY VESTED THEREIN BY ANY OTHER PARTY THAN THOSE MENTIONED ABOVE MUST BE SUBJECT TO AN AGREEMENT OR AUTHORISATION BY OR WITH THE AUTHORITY.

REV.	DATE	PURPOSE OF RELEASE	PRODUCED BY
XB	13.05.2015	TENDER ADDENDUM NO.2	ARUP
XA	27.03.2015	TENDER	ARUP

CONSULTANT

M+ CONSULTANCY JV

DESIGN CONSULTANT

HERZOG & DE MEURON

HERZOG & DE MEURON BASEL LTD., RHEINSCHANZE 6, 4056 BASEL, SWITZERLAND

EXECUTIVE ARCHITECT

TFP | FARRELLS

TFP FARRELLS LIMITED, SUITES 130-02, 13/F, 625 KING'SROAD, NORTHPOINT, HONG KONG

ENGINEERING CONSULTANT

ARUP

OVE ARUP & PARTNERS HONG KONG LIMITED, LEVELS FESTIVAL WALK, 80 TAT CHEE AVENUE, KOWLOON TONG, HONG KONG

MJV SUBCONSULTANT

AUTHORITY'S CONSULTANT

QUANTITY SURVEYOR

LangdonSeah 威事謝 AN AECOM COMPANY

JOB TITLE

MUSEUM PLUS (M+) OF THE WEST KOWLOON CULTURAL DISTRICT

DRAWING TITLE

LIGHTING CONTROL SCHEMATIC - M+ NE SUITE, THEAME GALLERY, FOCUS GALLERY

SCALE	-	PRINTED	13.05.2015
CHECKED	SK	DATE	13.05.2015
APPROVED	HC	DATE	13.05.2015
PRODUCED BY	ARP	DATE	13.05.2015
AUTHOR			ARP
DISCIPLINE			BLT
PHASE			WS3
DRAWING NO.			REV. XB

3A40X-ARP-BLT-DWG-1012-P00-XXXX-WS3

CAD REF NAME:3A40X-ARP-BLT-DWG-1012-P00-XXXX-WS3-XB.dwg

AUTHORITY

westKowloon 西九文化區

A0 (1189mm x 840mm) Sheet Size

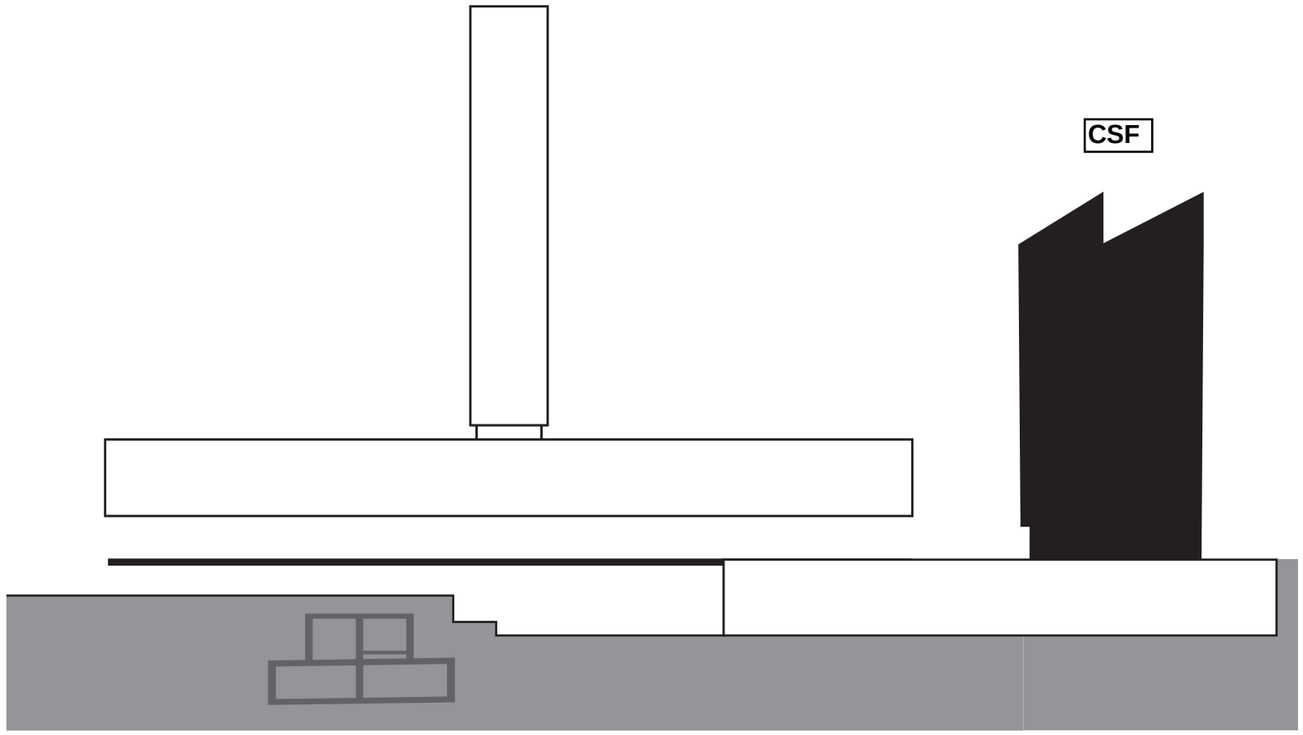
CSF

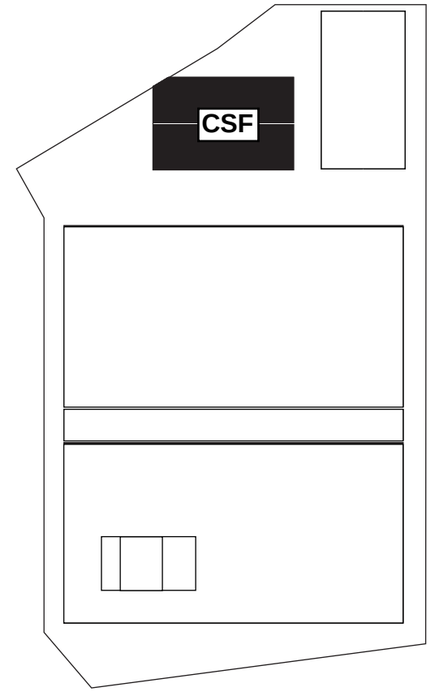
CSF



NORTH PERIMETER VIEW









GREENERY ON VERTICAL MESH

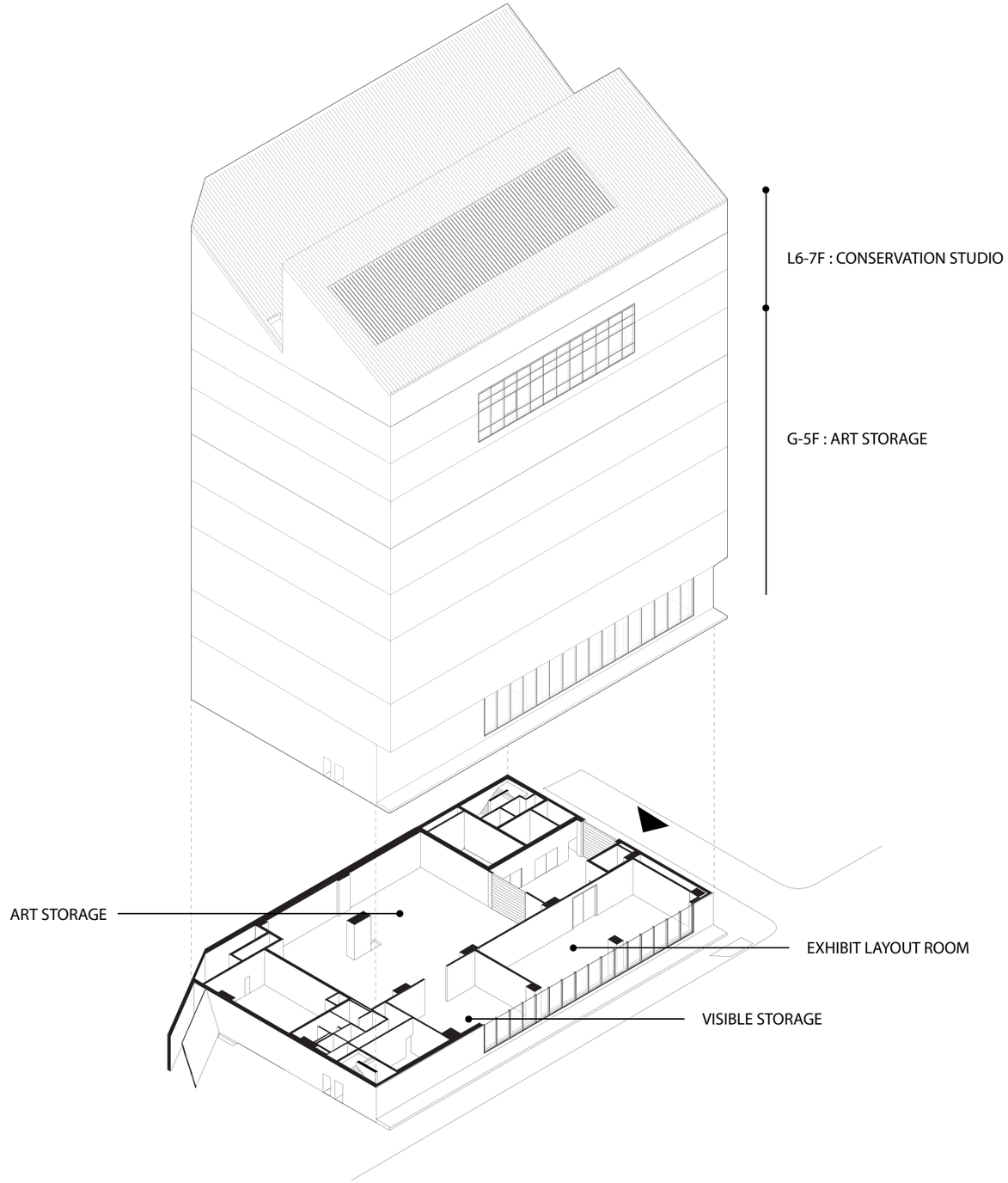

CSF OVERVIEW

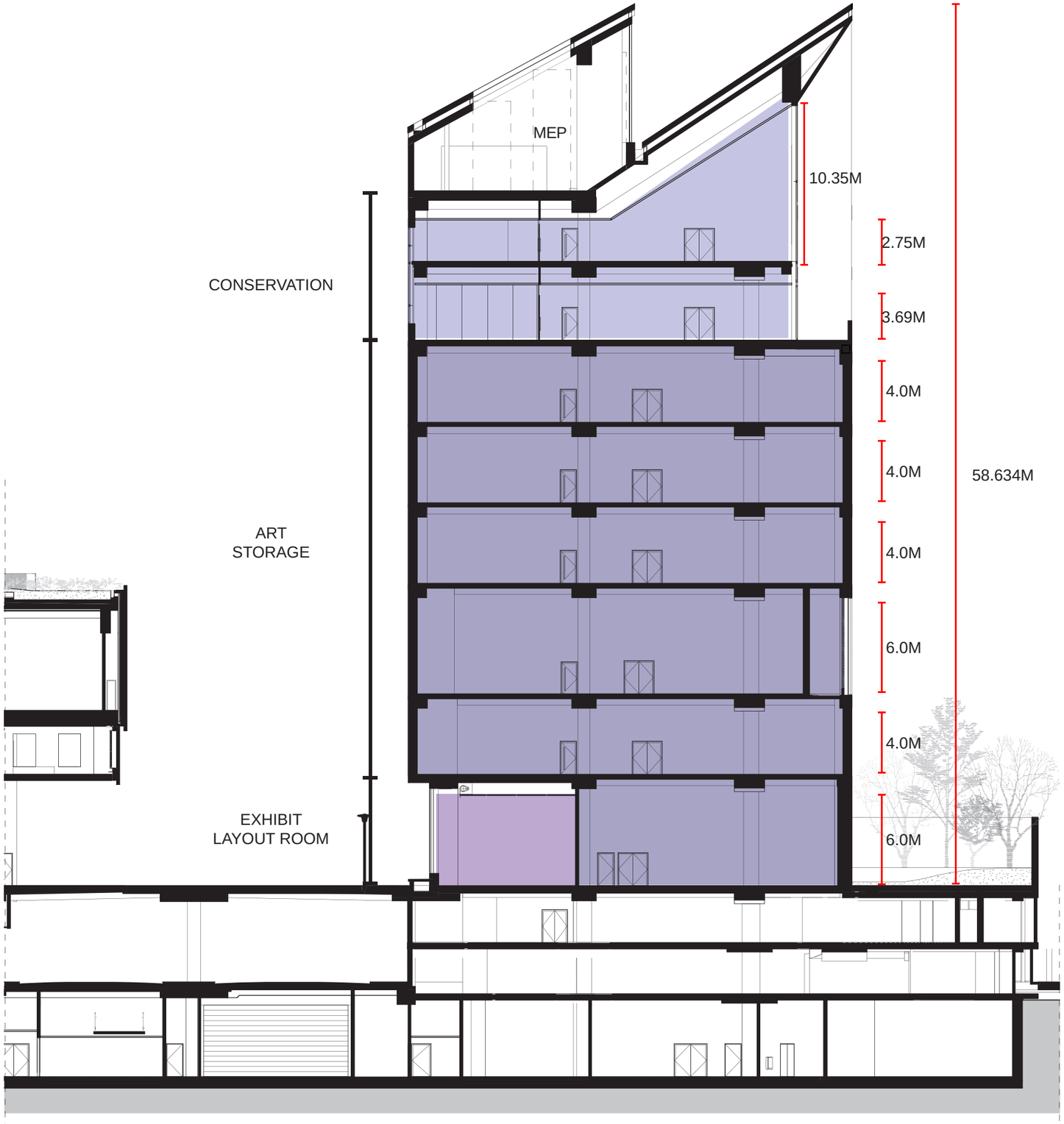

CSF PROGRAM DISTRIBUTION IN SECTION



AVENUE VIEW



ART STORAGE



CONSERVATION STUDIO



SOUTH ELEVATION



NORTH ELEVATION

ELEVATIONS

RDE Building Design item

(i) Occupying the cardinal intersection between the M+ Museum and M+ Ancillary Building, the RDE Building completes the original master plan of this trilogy building suite. The architectural locus of the RDE Building is the spatial and material relationship between the three structures.

(ii) At pedestrian level the RDE Building and M+ Museum create a unified entry gate from Artist Square while the M+ Museum and M+ Ancillary Building create an entry gate from the Park. All three structures activate the Ground Floor; their raised datums facilitating interchange between Artist Square and the M + building suite.

(iii) Permeability of G/F façade to allow physical connection to and enjoyment of adjacent landscape deck.

(iv) Concrete paver finish (as adopted for external area) is used at RDE G/F internal to provide smooth transition across.

(v) There is design consistency between the RDE Building and M+ Ancillary Building in terms of roof geometry, material and spatial palette. Here the RDE building and the M+ Ancillary Building stand as two objects with alternating orientations. While the M+ ancillary building is primarily North facing while the RDE building is oriented towards the West in order to profit from the unobstructed views of the Park and Harbour beyond.

(vi) Adoption of fair-faced concrete for façade and interior material across M+, M+ Ancillary Building and RDE building.

(vii) The RDE Tower stands at 100 meters high with a mineral facade whose expression oscillates between opacity and transparency. Both Towers benefit from an integrated brise-soleil envelope that is customized towards the region's specific climatic and solar qualities. By utilizing both vertical and horizontal sun-shading elements, the RDE Tower is a hybrid solar protection system where all facade elements work together towards the overall envelope performance. Together as two, these towers aim to catalyze a typological precedent of solar protection through architectural elements.

(viii) Timber deck on each floors with integrated shading structure for enjoyment by occupants.

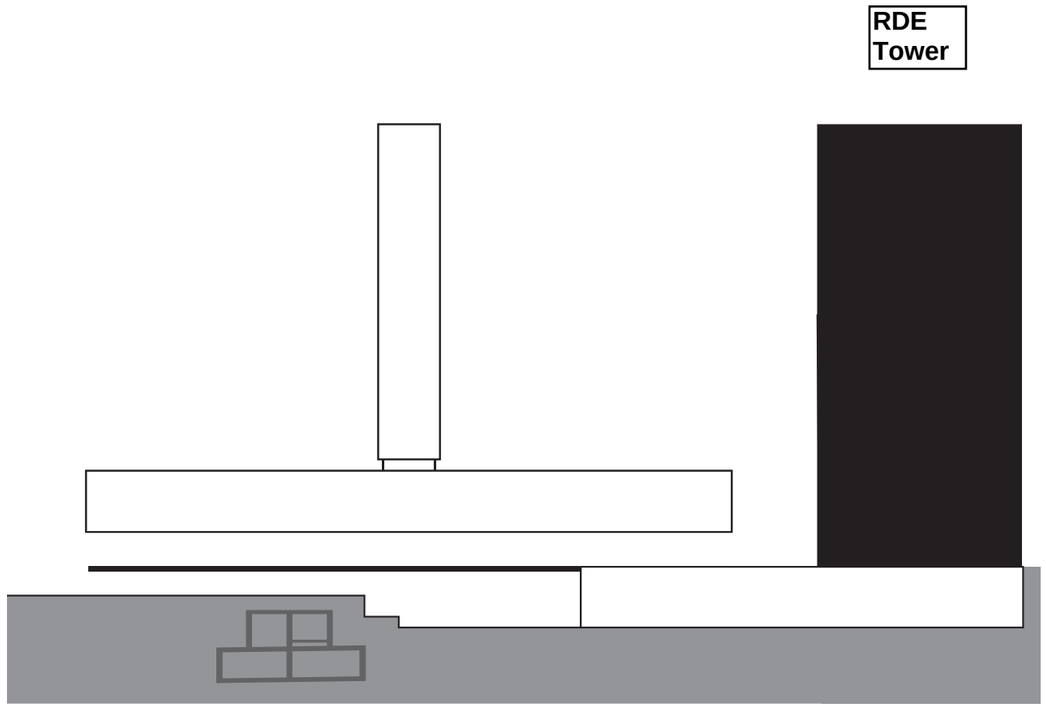

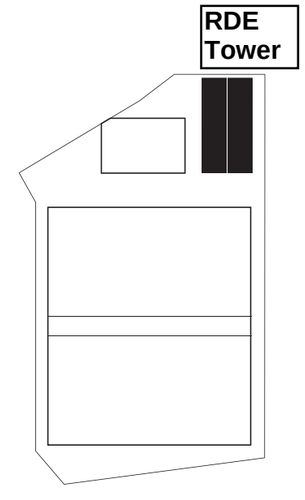



M+

ARTIST SQUARE

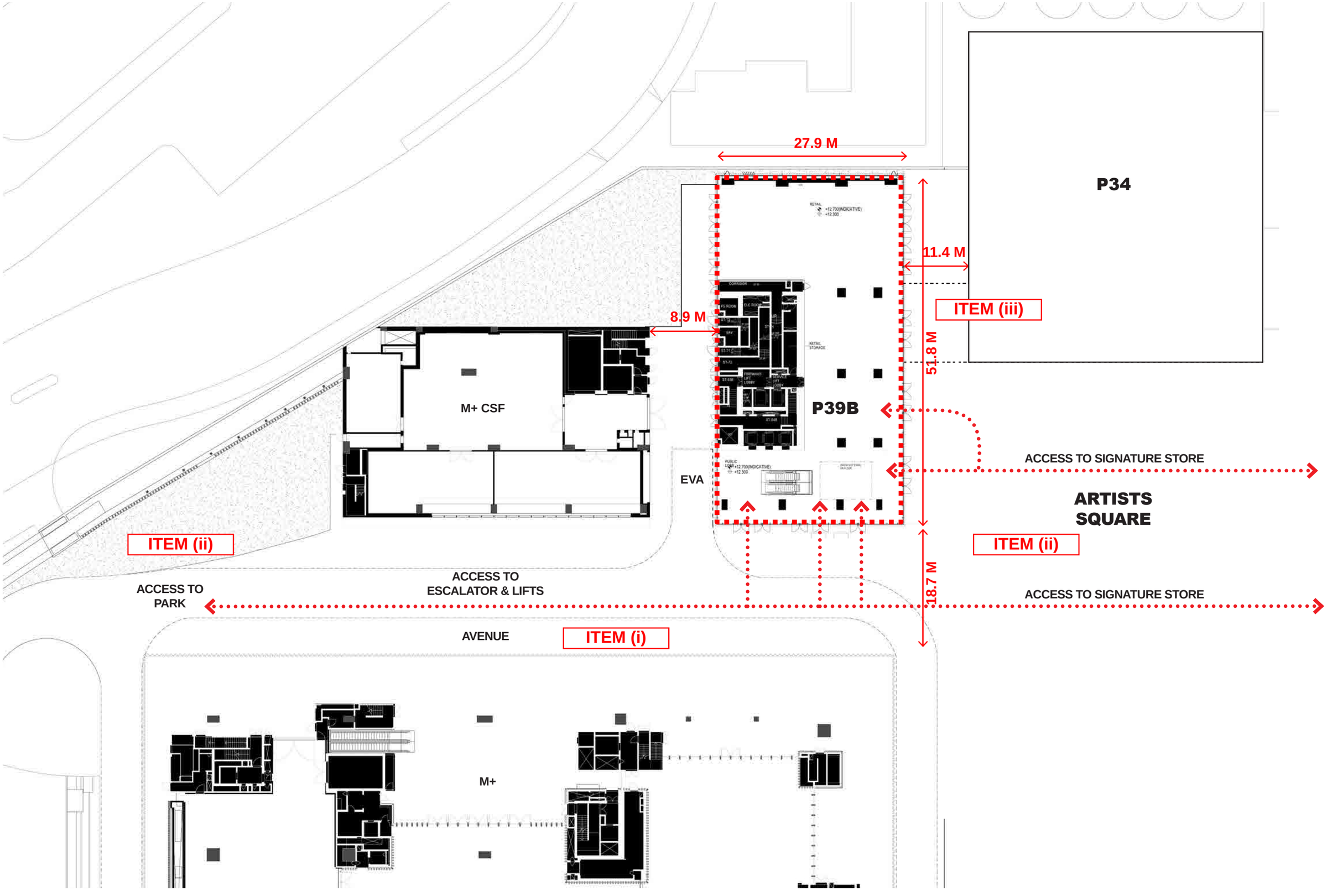

M+

GF ACCESSIBILITY


ITEM (vii)
ITEM (viii)
ITEM (vi)
ITEM (vi)
ITEM (iii)
ITEM (i) & (ii)
©HERZOG & DE MEURON

M+

VIEW FROM M+

ITEM (iii)

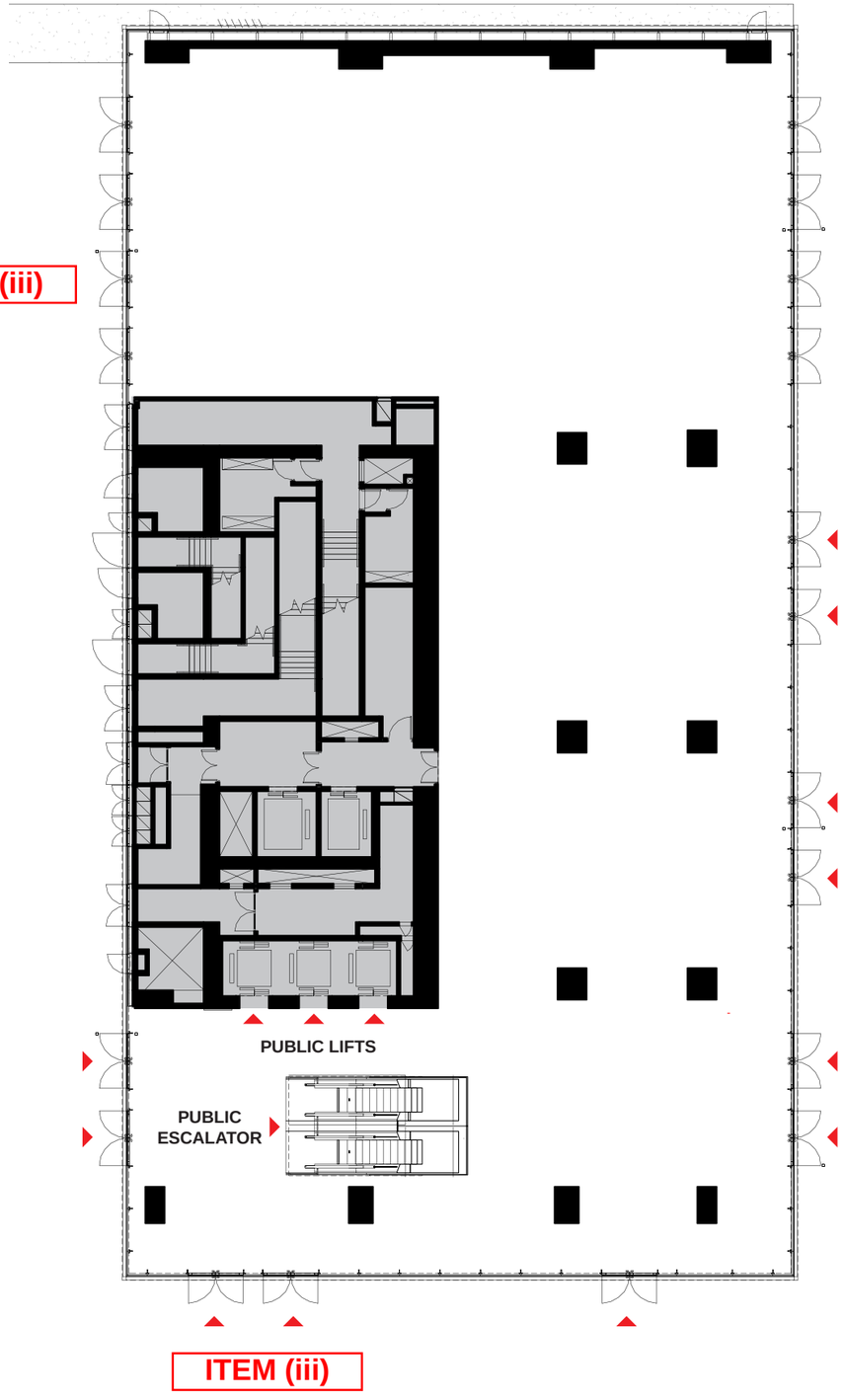

ITEM (iii)

ITEM (iii)

GF

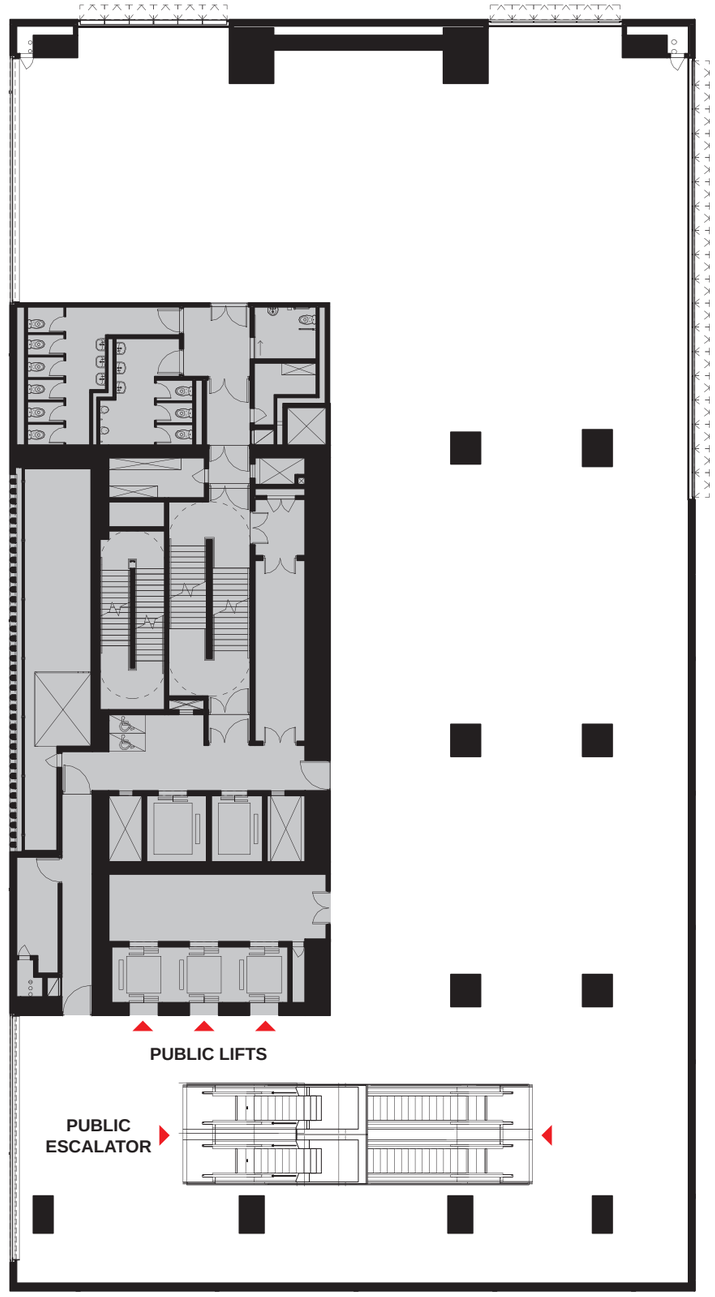

L2-5F

SIGNATURE RETAIL FLOOR PLANS



M⊥

GF ESCALATOR APPROACH



M⊥

L2F ESCALATOR ARRIVAL


ITEM (vii)
ITEM (viii)
ITEM (vii)



M⊥

BALCONY VIEW

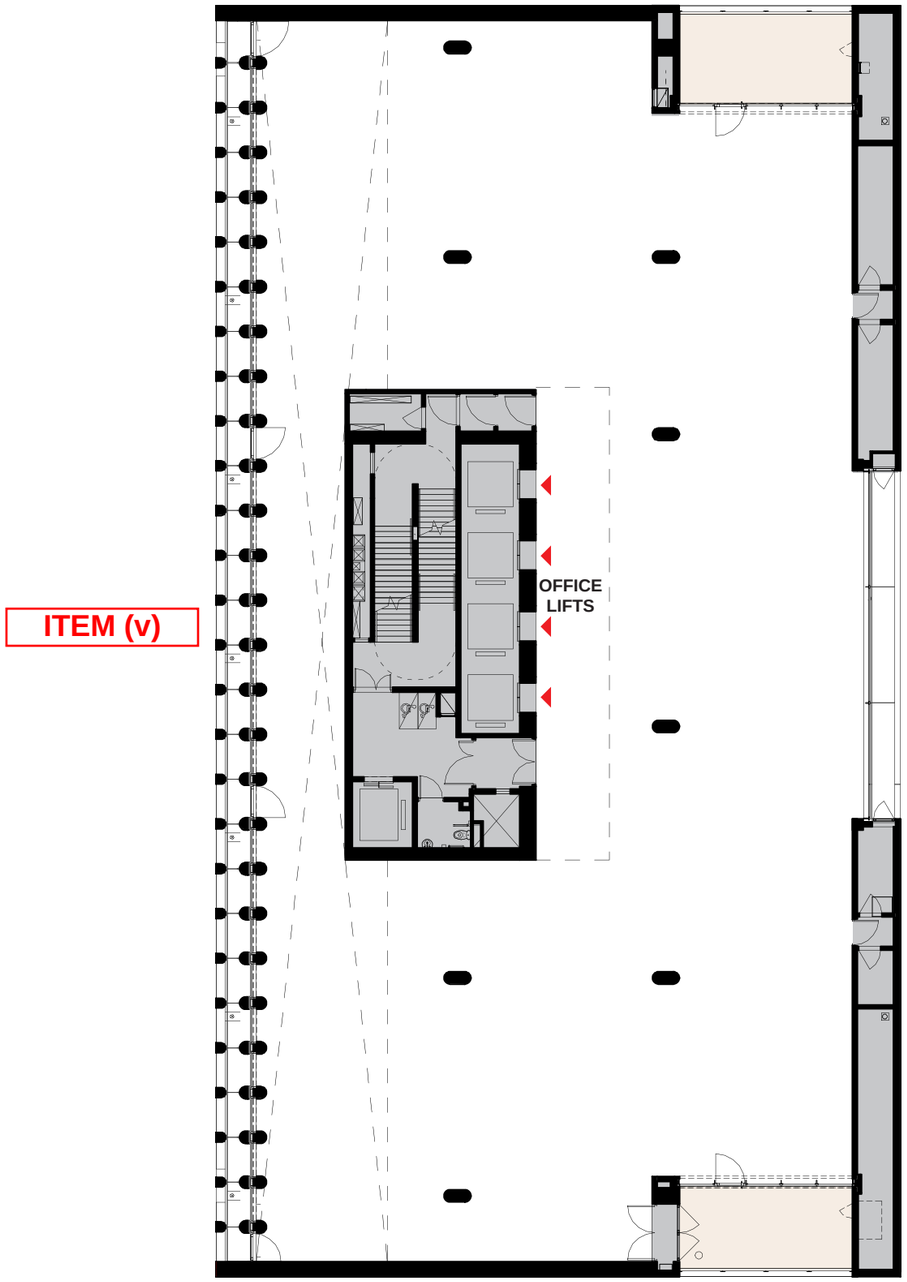

L15F PLAN



SECTION



L15F MEZZANINE

ITEM (v)

ITEM (vii)

M⊥

WEST WINDOW



M+

VIEW FROM THE PARK

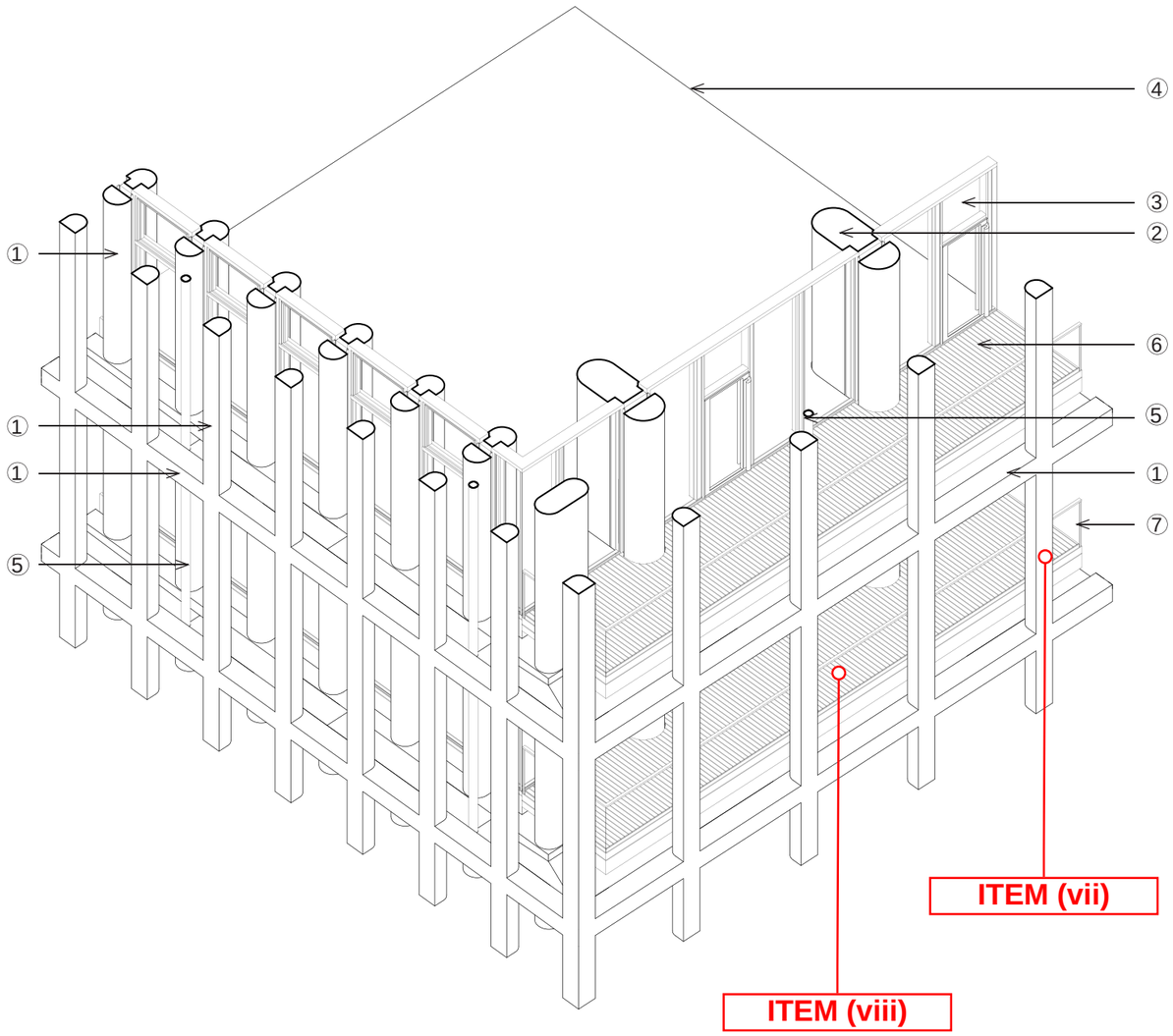

① CAST-IN PLACE CONCRETE SUN SHADING ELEMENT
② CAST-IN PLACE CONCRETE COLUMN
③ GLAZING
④ INTERIOR FLOOR FINISH
⑤ STAINLESS STEEL DRAINAGE PIPE
⑥ TIMBER PLANKS
⑦ GLASS BALUSTRADE

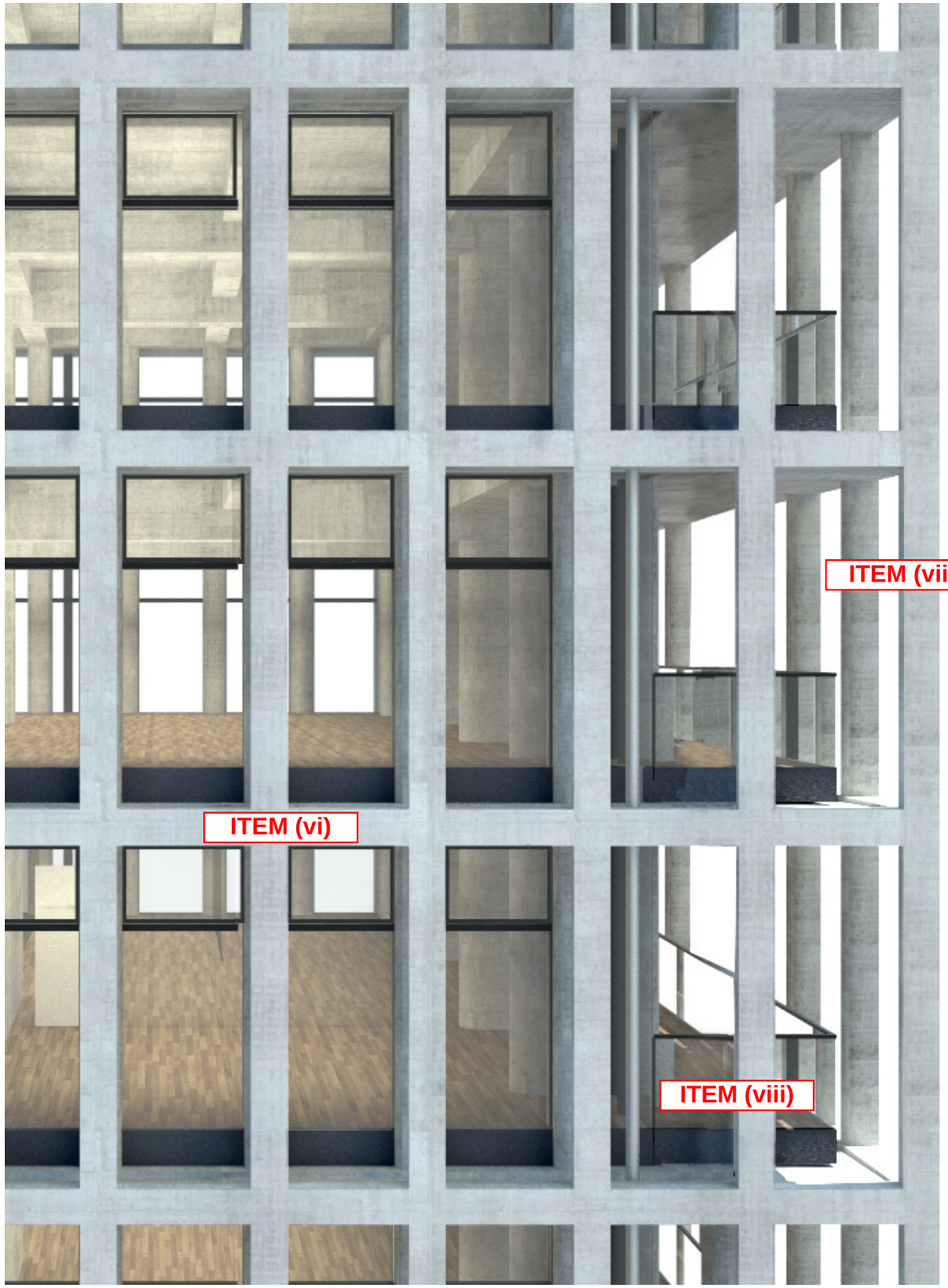

FACADE DESIGN


ITEM (v)
ITEM (vii)
ITEM (viii)
ITEM (vi)


ITEM (v)
ITEM (vii)
ITEM (vi)
ITEM (iii)

Appendix (ix) –
Irrigation and drainage details for the vertical greening to demonstrate its viability

A. GENERAL NOTES

1. DO NOT SCALE DRAWINGS.
2. ALL DIMENSIONS SHALL BE IN MILLIMETRES.
3. ALL LEVELS TO BE STRUCTURAL LEVEL IN mPD EXCEPT OTHERWISE SPECIFIED.
4. ALL ITEMS SHALL BE ACCORDANCE WITH THE LATEST VERSION OF THE BUILDING (CONSTRUCTION) REGULATIONS.
5. PRIOR TO COMMENCEMENT OF WORK ON SITE. ANY DIMENSIONAL DISCREPANCY SHOULD BE REPORTED IMMEDIATELY TO THE REGISTERED STRUCTURAL ENGINEER (RSE) AND THE AUTHORISED PERSON (AP).

B. NOTES FOR NEW DRILL-IN ANCHORS WORKS

1. ALL ANCHOR BOLT SHALL BE HILTI HST3-R ANCHOR BOLTS AND MUST BE INSTALLED STRICTLY IN ACCORDANCE WITH THE MANUFACTURER'S RECOMMENDATIONS.
2. PRIOR TO ANCHOR BOLT INSTALLATION ALL EXISTING FINISHED SHALL BE REMOVED TO EXPOSE THE CONCRETE SURFACE AND THE REINFORCEMENT OF THE R.C. MEMBER SHALL BE SURVEYED BY COVER METER TO ENSURE NO CLASH OCCURS.

HILTI ANCHOR BOLT SCHEDULE	
(FOR CRACK CONCRETE WITH F.O.S. = 3.0) (AT fcu = 20 MPa)	
ANCHOR TYPE	HST3-R M8
RECOMMENDED LOAD	T = 2.5 kN
	V = 5.2kN
MINIMUM EMBEDMENT LENGTH TO SOUND CONCRETE	54mm
MINIMUM SPACING	35mm
MINIMUM EDGE DISTANCE	40mm
MINIMUM BASE THICKNESS	100mm
PULL OUT TEST LOAD	3.8kN
BD REFERENCE NUMBER	BD-AF 151

C. NOTES FOR NEW STAINLESS STEELWORK

1. ALL STAINLESS STEELWORK SHALL BE DESIGNED AND CONSTRUCTED IN ACCORDANCE WITH THE SCI PUBLICATION P291 – STRUCTURAL DESIGN OF STAINLESS STEEL.
2. ALL STAINLESS STEELWORK SHALL BE GRADE 1.4404 (GRADE 316L) IN ACCORDANCE WITH BS EN 1008-1~3:2014.
   ULTIMATE TENSILE STRENGTH = 520 MPa
   MIN. 0.2% TENSILE PROOF STRESS = 220 MPa
   MIN. ELONGATION = 45%
   DESIGN TENSILE STRENGTH = 220 MPa
   DESIGN SHEAR STRENGTH = 132 MPa
   DESIGN BEARING STRENGTH = 481 MPa
3. ALL STAINLESS STEELWORK WELDING SHALL BE ELECTRIC ARC WELDING AND PROCEDURE SHALL BE IN ACCORDANCE WITH BS EN 1011-3:2000. ALL ELECTRODES SHALL BE TYPE E316 IN ACCORDANCE WITH DD ENV 1090-6:2001. UNLESS OTHERWISE SPECIFIED ALL WELDS SHALL BE CONTINUOUS WITH A MINIMUM FILLET WELD SIZE OF 5mm. ALL STAINLESS STEELWORK SHALL BE FREE OF RUST AND OIL PRIOR TO WELDING. ALL WELDS SHALL BE QUALIFIED TO BS EN ISO 9606-1:2013.
   WELD DESIGN STRENGTH = 220 MPa
4. ALL STAINLESS STEEL BOLTS AND NUTS SHALL BE GRADE A4-70 IN ACCORDANCE WITH BS EN ISO 3506-1&2:2009 UNLESS OTHERWISE SPECIFIED. BOLT THREADS SHALL PROJECT A MINIMUM OF 10mm BEYOND THE NUT WHEN TIGHTENED. ALL WASHERS SHALL BE IN ACCORDANCE WITH BS 4320:1958.
   ULTIMATE TENSILE STRENGTH = 700 MPa
   MIN. 0.2% TENSILE PROOF STRESS = 450 MPa
   DESIGN TENSILE STRENGTH = 450 MPa
   DESIGN SHEAR STRENGTH = 311 MPa
   DESIGN BEARING STRENGTH = 828 MPa
5. NO FRR SHALL BE PROVIDED FOR EXTERNAL STAINLESS STEELWORK.

E. NOTES FOR EXISTING REINFORCED CONCRETE WORKS (FOR INFORMATION ONLY)

1. ALL EXISTING CONCRETE ARE GRADE C445 FOR EXTERNAL WALL.
   (UNDER SEPARATE SUBMISSION, APPROVAL DATE: 28 MAY 2019, BD REF: BD 2/4096/13 (P)
   DRAWING NUMBER: ARC-DWG-1015 Rev. G)

F. CONSTRUCTION SEQUENCE

1. FENCE OFF THE WORKING AREA FROM THE PUBLIC.
2. INSTALL STEEL SCAFFOLDING IN ACCORDANCE WITH THE CODE OF PRACTICE FOR STEEL SCAFFOLDING SAFETY (LABOUR DEPARTMENT) AND GUIDELINES OF THE DESIGN AN CONSTRUCTION OF STEEL SCAFFOLDING.
3. INSTALL THE BASE PLATE AND ANCHOR BOLTS FOR THE PROPOSED WORK.
4. INSTALL PROPOSED PLANTER CAGE
5. REMOVE THE STEEL SCAFFOLDING.

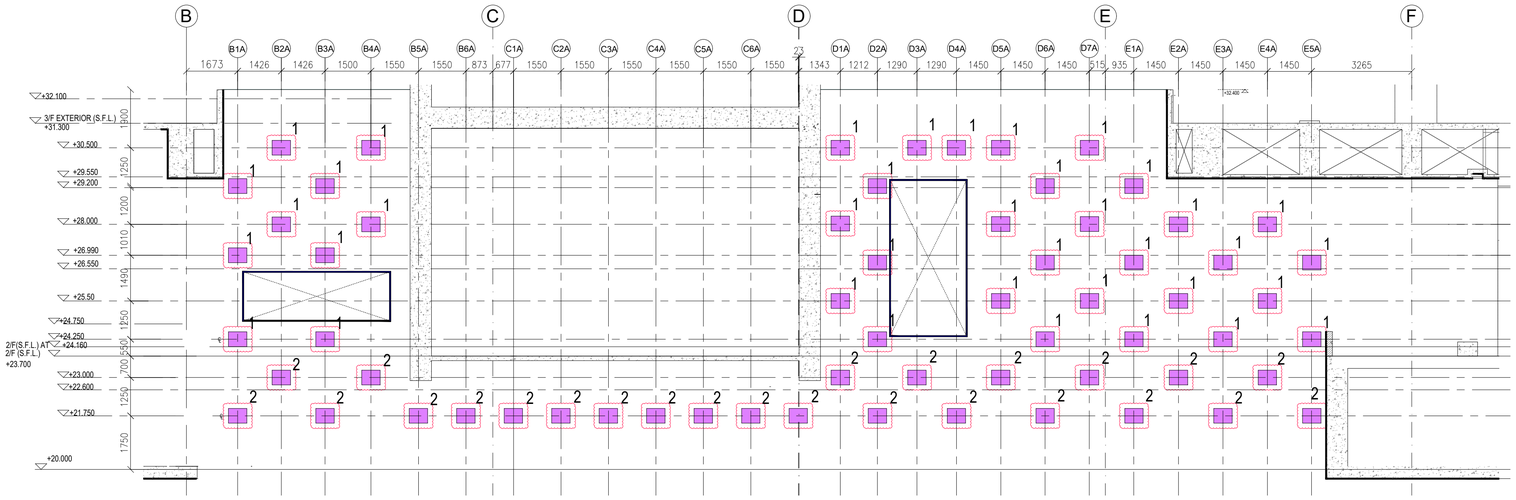

1 VIEW 1: 1/F LEARNING CENTRE COURTYARD HANGING PLANTER LOCATION NORTH ELEVATION
SCALE 1:100

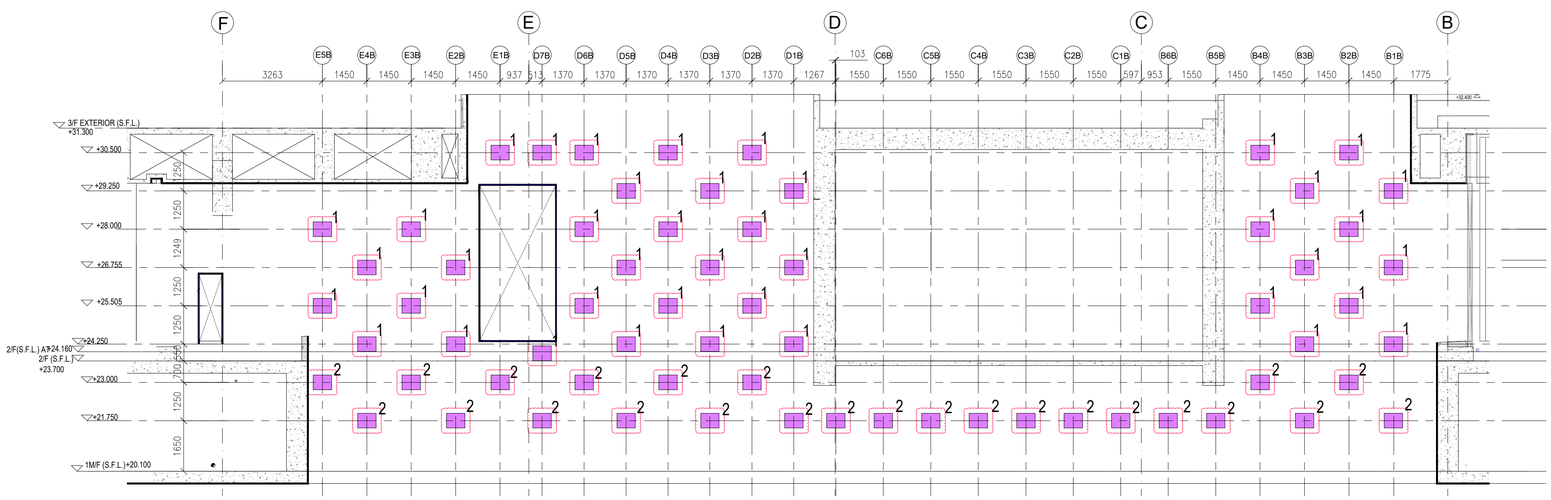

2 VIEW 2: 1/F LEARNING CENTRE COURTYARD HANGING PLANTER LOCATION SOUTH ELEVATION
SCALE 1:100

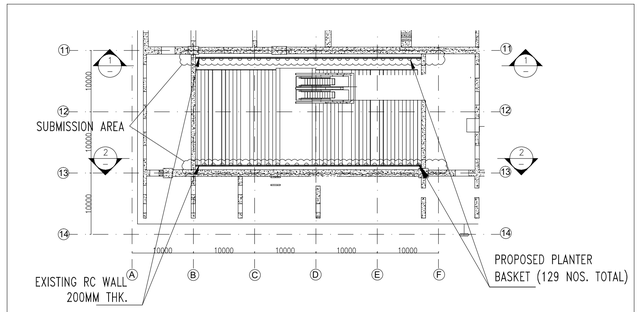

HANGING PLANTER SITE PLAN
SCALE 1:500

LEGENDS:
1 TYPE 1 HANGING PLANTER
2 TYPE 2 HANGING PLANTER

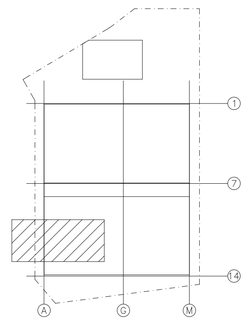

KEY PLAN OF LOCATION FOR HANGING PLANTER BASKETS

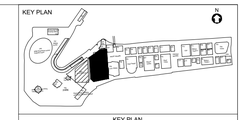

GENERAL NOTES:
1. DO NOT SCALE THE DRAWING, FIGURED DIMENSIONS ARE TO BE FOLLOWED.
2. ALL DIMENSIONS ARE IN MILLIMETER UNLESS OTHERWISE SPECIFIED.

DISCIPLINE COLOUR CODE:

REFERENCE	DISCIPLINE	COLOUR
ARC	ARCHITECTURAL ELEMENTS	
STR	STRUCTURAL ELEMENTS	
BME	HVAC/MECHANICAL ELEMENTS	
BTG	GAS ELEMENTS	
BDR	DRAINAGE ELEMENTS	
BEL	ELECTRICAL ELEMENTS	
BPL	PLUMBING ELEMENTS	
BFS	FIRE PROTECTION ELEMENTS	
MEP	COMBINED SERVICES ELEMENTS	

THIS DRAWING IS PREPARED ACCORDING TO THE FOLLOWING DESIGN DRAWING :-

TRADE	DRAWING NUMBER	REV.	A.I. NO
ARC			
STR			
BEL			
ELV			
BME			
BFS			
BPD			
LTE			

THIS DRAWING HAS BEEN CHECKED & CONFIRMED BY THE FOLLOWING NOMINATED SUBCONTRACTORS :

TRADE	REPRESENTATIVE	SIGNATURE	DATE

REV.	DATE	DESCRIPTION
02	20 JAN 2020	THIRD SUBMISSION
01	25 NOV 2019	SECOND SUBMISSION
00	05 JUNE 2019	FIRST SUBMISSION

REVISION

MANAGEMENT CONTRACTOR
Gammon
GAMMON CONSTRUCTION LIMITED
28/F Devon House, Taikoo Place, 979 King's Road, Hong Kong

SUB CONTRACTOR
Melofield Nursery & Landscape Contractor Ltd.
125 HA YAU TIN TSUEN, YUEN LONG, NT. HONG KONG
TEL : 2572 0048 FAX: 2573 9099
E-MAIL: INFO@MELOFIELD.COM

PROJECT
MUSEUM PLUS (M+) OF THE WEST KOWLOON CULTURAL DISTRICT

DRAWING TITLE
1/F HANGING PLANTER BASKETS (SHEET 1 OF 3)

SCALE		PRINTED	
CHECKED	--	DATE	
APPROVED	--	DATE	
PRODUCED BY	EL	DATE	25 NOV 2019
AUTHOR			EL
DISCIPLINE			LAN
PHASE			WS4
DRAWING NO.	3A40X-GAM-LAN-DWG-0012-P00-L001-WS4		REV. 02

AUTHORITY

westKowloon 西九文化區

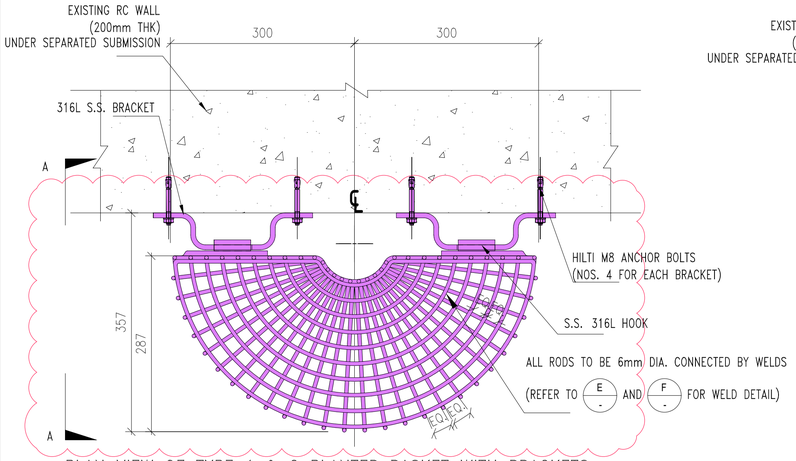

PLAN VIEW OF TYPE 1 & 2 PLANTER BASKET WITH BRACKETS
SCALE 1:5

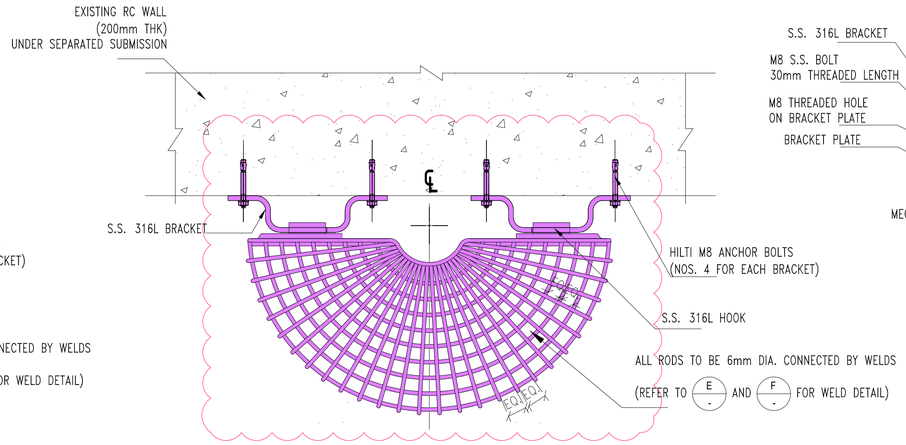

SECTION B–B
BOTTOM VIEW OF TYPE 1 & 2 PLANTER BASKET WITH BRACKETS
SCALE 1:5

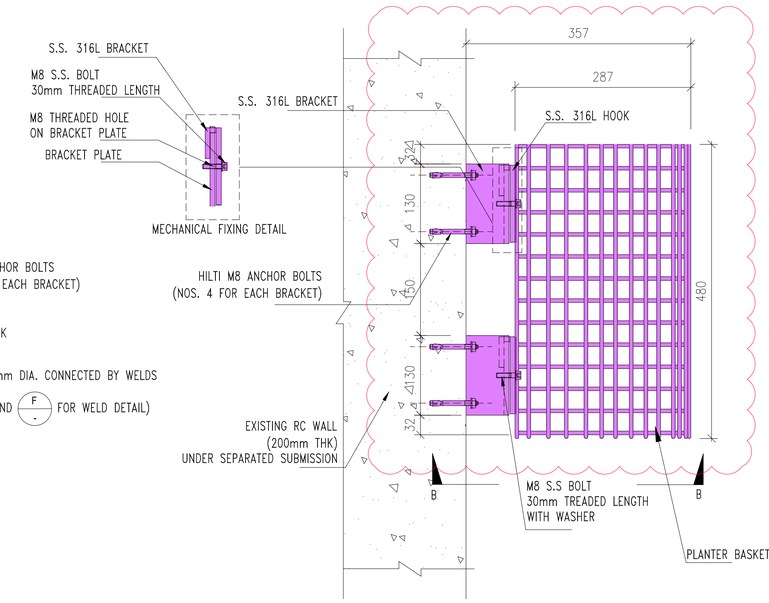

SECTION A–A
SIDE VIEW OF TYPE 1 & 2 PLANTER BASKET WITH BRACKETS
SCALE 1:5

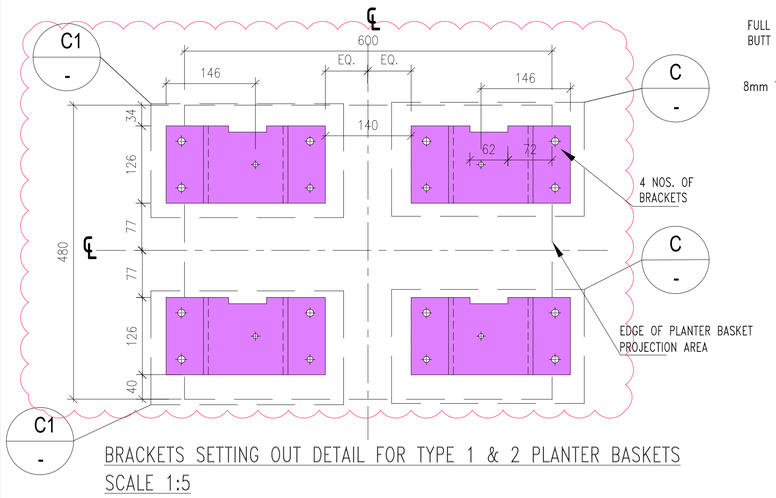

BRACKETS SETTING OUT DETAIL FOR TYPE 1 & 2 PLANTER BASKETS
SCALE 1:5

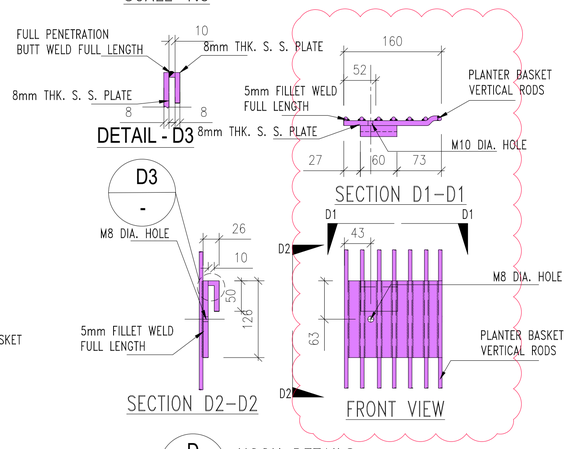

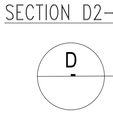

HOOK DETAILS
SCALE 1:5

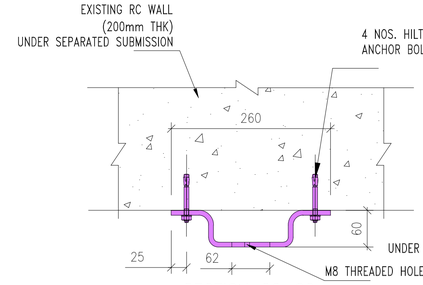

SECTION C2–C2

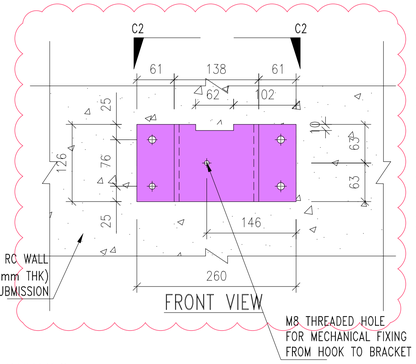



BRACKET DETAILS
SCALE 1:5

(SIMILAR BUT MIRRORED)

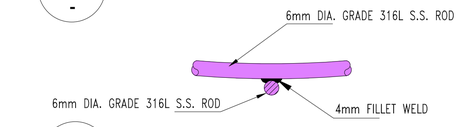

TYPICAL DETAIL: WELDED CONNECTION OF
PLANTER BASKET RODS
SCALE 1:5

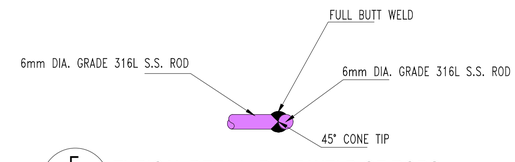

TYPICAL DETAIL: BUTT WELD OF RODS
SCALE 1:5

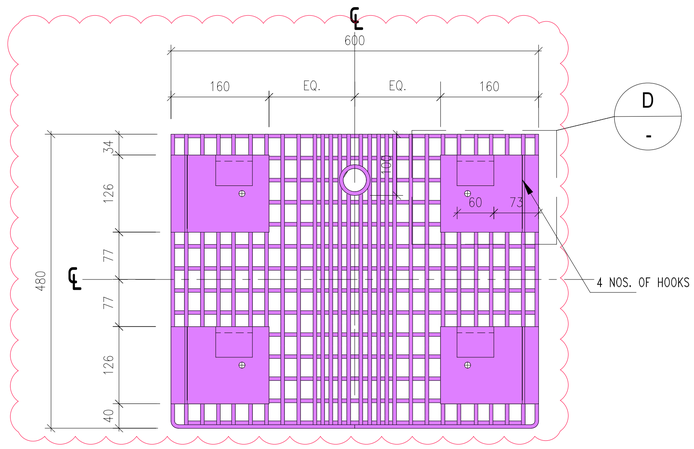

BACK VIEW OF TYPE 1 PLANTER BASKET WITH HOOKS
SCALE 1:5

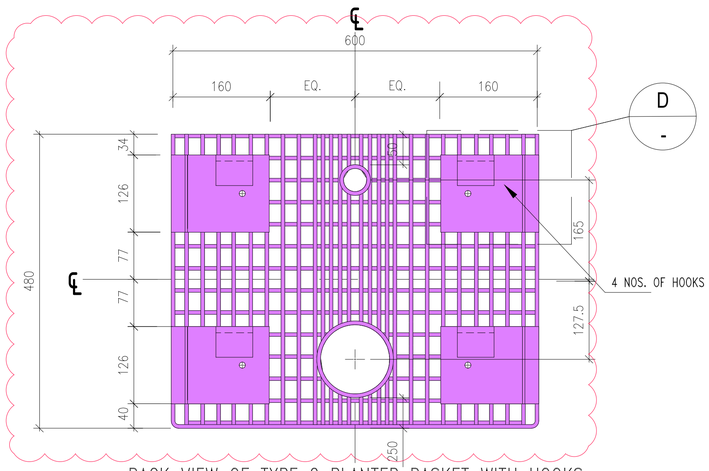

BACK VIEW OF TYPE 2 PLANTER BASKET WITH HOOKS
SCALE 1:5

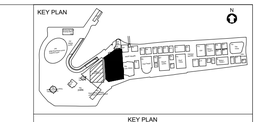

KEY PLAN

GENERAL NOTES:
1. DO NOT SCALE THE DRAWING. FIGURED DIMENSIONS ARE TO BE FOLLOWED.
2. ALL DIMENSIONS ARE IN MILLIMETER UNLESS OTHERWISE SPECIFIED.

DISCIPLINE COLOUR CODE:

REFERENCE	DISCIPLINE	COLOUR
ARC	ARCHITECTURAL ELEMENTS	
STR	STRUCTURAL ELEMENTS	
BME	HVAC/MECHANICAL ELEMENTS	
BTG	GAS ELEMENTS	
BDR	DRAINAGE ELEMENTS	
BEL	ELECTRICAL ELEMENTS	
BPL	PLUMBING ELEMENTS	
BFS	FIRE PROTECTION ELEMENTS	
MEP	COMBINED SERVICES ELEMENTS	

THIS DRAWING IS PREPARED ACCORDING TO THE FOLLOWING DESIGN DRAWING :–

TRADE	DRAWING NUMBER	REV.	A.I. NO
ARC			
STR			
BEL			
ELV			
BME			
BFS			
BPD			
LTE			

THIS DRAWING HAS BEEN CHECKED & CONFIRMED BY THE FOLLOWING NOMINATED SUBCONTRACTORS :

TRADE	REPRESENTATIVE	SIGNATURE	DATE

REV.	DATE	DESCRIPTION
02	14 JAN 2020	THIRD SUBMISSION
01	11 NOV 2019	SECOND SUBMISSION
00	5 JUNE 2019	FIRST SUBMISSION

REVISION

MANAGEMENT CONTRACTOR

Gammon

GAMMON CONSTRUCTION LIMITED
28/F Devon House, TaiKoo Place, 979 King's Road, Hong Kong

SUB CONTRACTOR

Melofield Nursery & Landscape Contractor Ltd.
125 HA YAU TIN TSUEN, YUEN LONG, NT. HONG KONG
TEL: 2572 0048 FAX: 2573 9099
E-MAIL: INFO@MELOFIELD.COM

PROJECT

MUSEUM PLUS (M+) OF THE WEST KOWLOON CULTURAL DISTRICT

DRAWING TITLE

1/F HANGING PLANTER BASKETS
(SHEET 2 OF 3)

SCALE	AS SHOWN @A1	PRINTED	
CHECKED	--	DATE	
APPROVED	--	DATE	
PRODUCED BY	EL	DATE	11 NOV 2019
AUTHOR			EL
DISCIPLINE			LAN
PHASE			WS4

DRAWING NO. 3A40X-GAM-LAN-DWG-0013-P00-L001-WS4 REV. 02

AUTHORITY

westKowloon
西九文化區

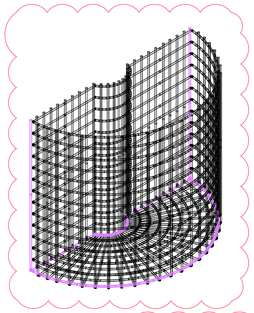

TYPE 1 S.S. RODS ISOMETRICVIEW
SCALE: NTS

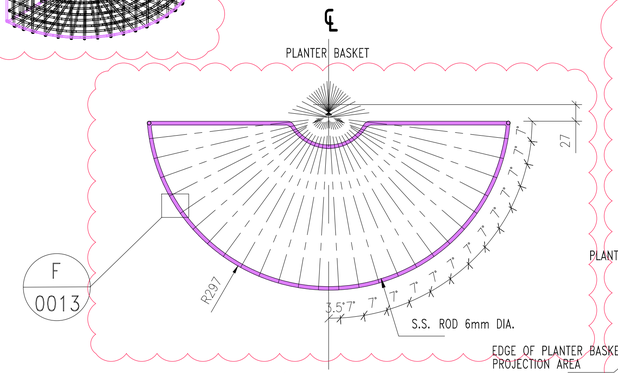

TYPE 1 S.S. RODS DETAILS (PLAN VIEW)
(ALL S.S. RODS TO BE 6mm DIA.)
SCALE 1:5

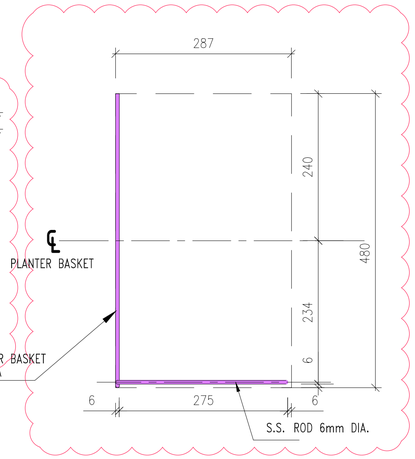

TYPE 1 S.S. RODS DETAILS (SIDE VIEW)
(ALL S.S. RODS TO BE 6mm DIA.)
SCALE 1:5

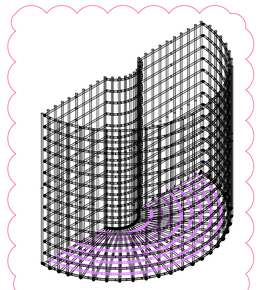

TYPE 2 S.S. RODS ISOMETRICVIEW
SCALE: NTS

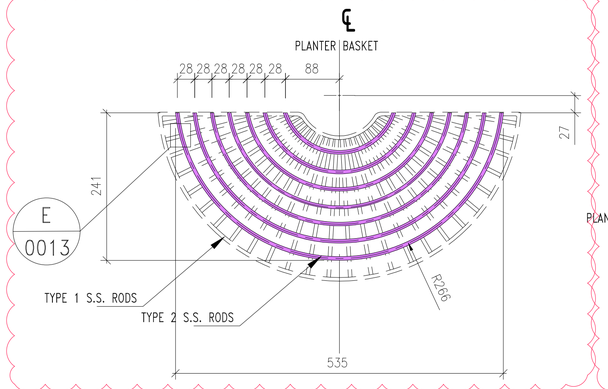

TYPE 2 S.S. RODS DETAILS (PLAN VIEW)
(ALL S.S. RODS TO BE 6mm DIA.)
SCALE 1:5

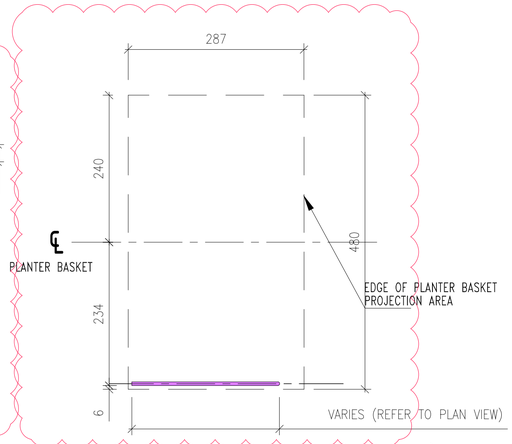

TYPE 2 S.S. RODS DETAILS (SIDE VIEW)
(ALL S.S. RODS TO BE 6mm DIA.)
SCALE 1:5

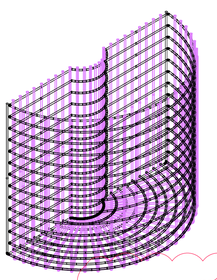

TYPE 3 S.S. RODS ISOMETRICVIEW
SCALE: NTS

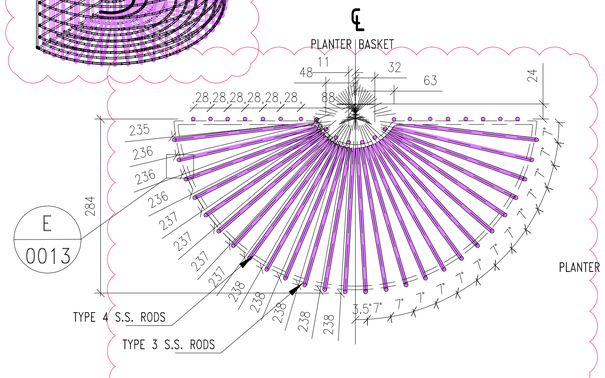

TYPE 3 S.S. RODS DETAILS (PLAN VIEW)
(ALL S.S. RODS TO BE 6mm DIA.)
SCALE 1:5

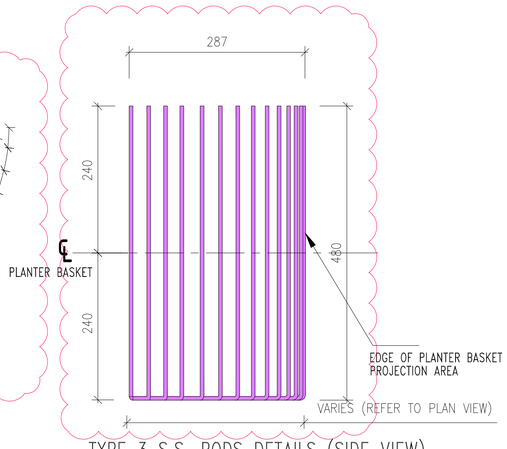

TYPE 3 S.S. RODS DETAILS (SIDE VIEW)
(ALL S.S. RODS TO BE 6mm DIA.)
SCALE 1:5



TYPE 4 S.S. RODS ISOMETRICVIEW
SCALE: NTS

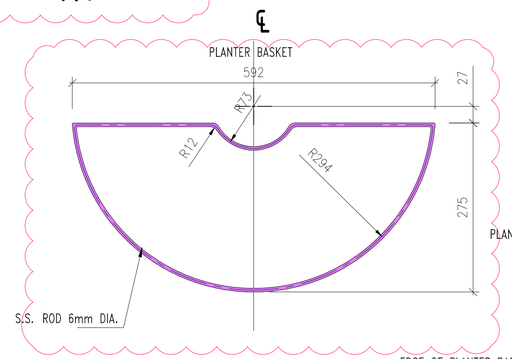

TYPE 4 S.S. RODS DETAILS (PLAN VIEW)
(ALL S.S. RODS TO BE 6mm DIA.)
SCALE 1:5

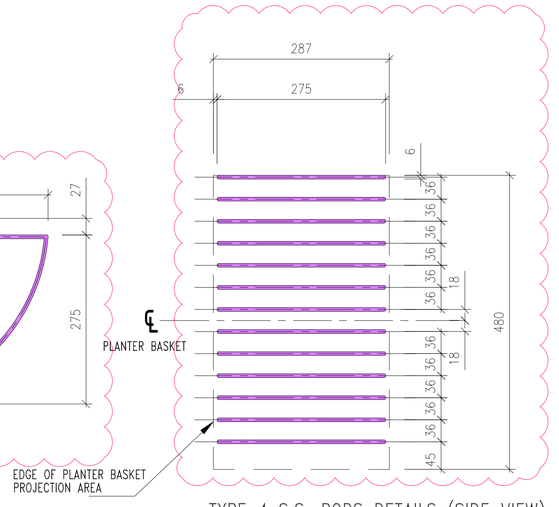

TYPE 4 S.S. RODS DETAILS (SIDE VIEW)
(ALL S.S. RODS TO BE 6mm DIA.)
SCALE 1:5

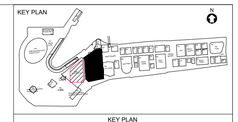

KEY PLAN

GENERAL NOTES:
1. DO NOT SCALE THE DRAWING. FIGURED DIMENSIONS ARE TO BE FOLLOWED.
2. ALL DIMENSIONS ARE IN MILLIMETER UNLESS OTHERWISE SPECIFIED.

DISCIPLINE COLOUR CODE:

REFERENCE	DISCIPLINE	COLOUR
ARC	ARCHITECTURAL ELEMENTS	
STR	STRUCTURAL ELEMENTS	
BME	HVAC/MECHANICAL ELEMENTS	
BTG	GAS ELEMENTS	
BDR	DRAINAGE ELEMENTS	
BEL	ELECTRICAL ELEMENTS	
BPL	PLUMBING ELEMENTS	
BFS	FIRE PROTECTION ELEMENTS	
MEP	COMBINED SERVICES ELEMENTS	

THIS DRAWING IS PREPARED ACCORDING TO THE FOLLOWING DESIGN DRAWING :--

TRADE	DRAWING NUMBER	REV.	A.I. NO
ARC			
STR			
BEL			
ELV			
BME			
BFS			
BPD			
LTE			

THIS DRAWING HAS BEEN CHECKED & CONFIRMED BY THE FOLLOWING NOMINATED SUBCONTRACTORS :

TRADE	REPRESENTATIVE	SIGNATURE	DATE

REV.	DATE	DESCRIPTION
02	14 JAN 2020	THIRD SUBMISSION
01	25 NOV 2019	SECOND SUBMISSION
00	05 JUNE 2019	FIRST SUBMISSION

REVISION

MANAGEMENT CONTRACTOR
Gammon
GAMMON CONSTRUCTION LIMITED
28/F Devon House, Taikoo Place, 979 King's Road, Hong Kong

SUB CONTRACTOR
Melofield Nursery & Landscape Contractor Ltd.
125 HA YAU TIN TSUEN, YUEN LONG, NT. HONG KONG
TEL.: 2572 0048 FAX: 2573 9099
E-MAIL: INFO@MELOFIELD.COM

PROJECT
MUSEUM PLUS (M+) OF THE WEST KOWLOON CULTURAL DISTRICT

DRAWING TITLE
1/F HANGING PLANTER BASKETS (SHEET 3 OF 3)

SCALE		PRINTED	
CHECKED	--	DATE	
APPROVED	--	DATE	
PRODUCED BY	EL	DATE	25 JUNE 2019
AUTHOR			EL
DISCIPLINE			LAN
PHASE			WS4

DRAWING NO. 3A40X-GAM-LAN-DWG-0014-P00-L001-WS4
REV. 02

AUTHORITY

westKowloon
西九文化區

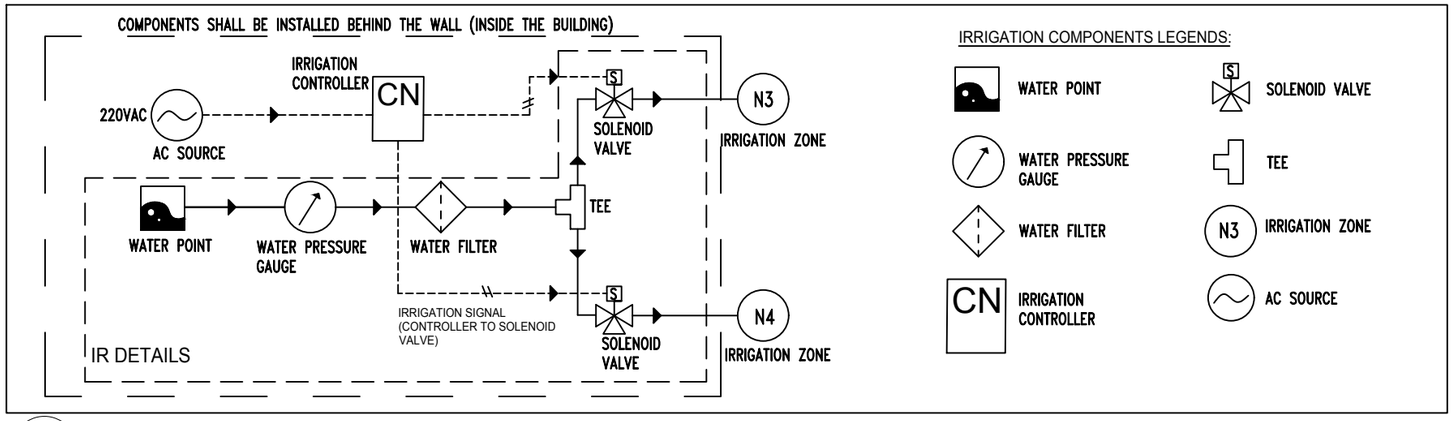

X -- DETAIL 1 : IRRIGATION SYSTEM
SCALE NTS

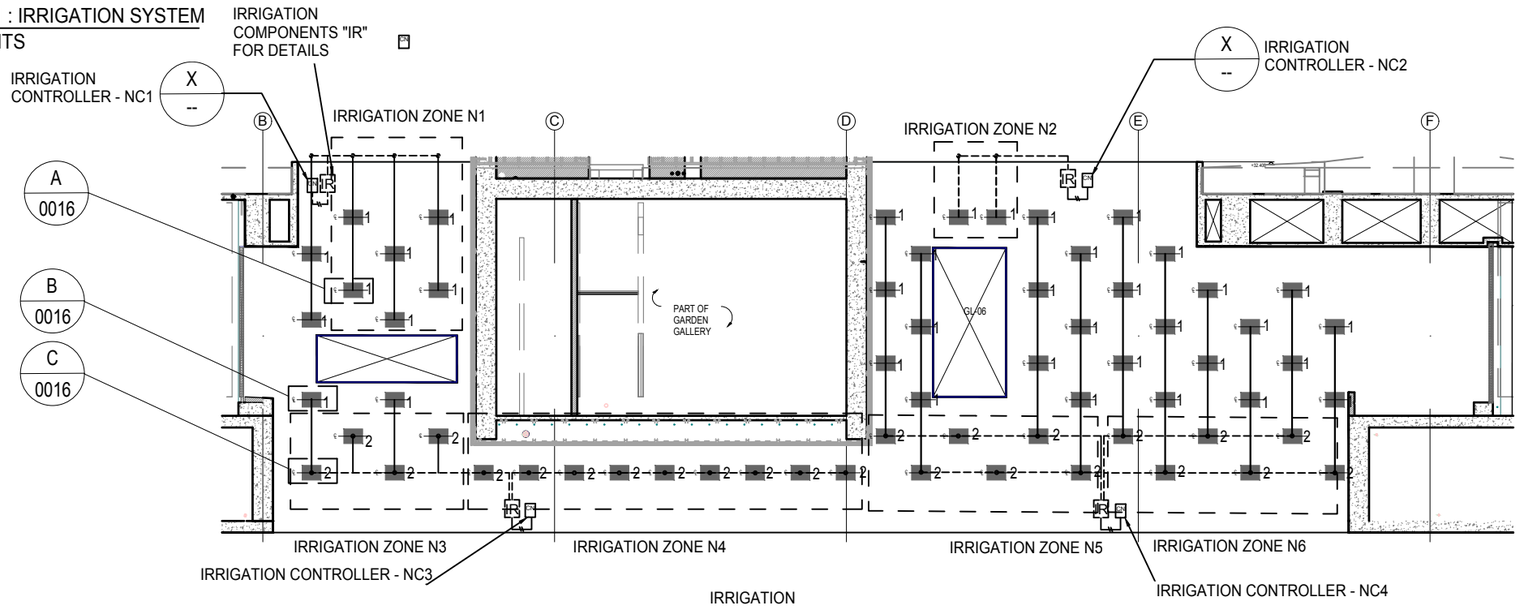

1 VIEW 1: 1/F LEARNING CENTRE COURTYARD HANGING PLANTER LOCATION NORTH ELEVATION
SCALE 1:100

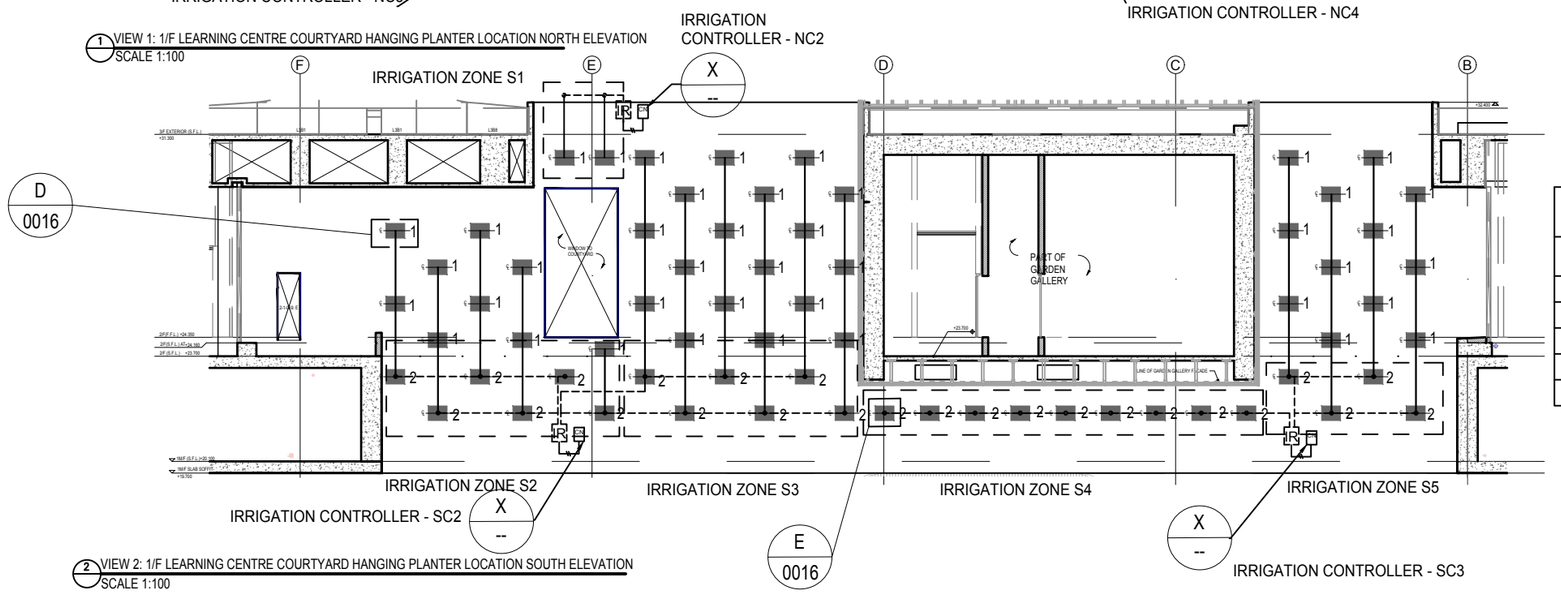

2 VIEW 2: 1/F LEARNING CENTRE COURTYARD HANGING PLANTER LOCATION SOUTH ELEVATION
SCALE 1:100

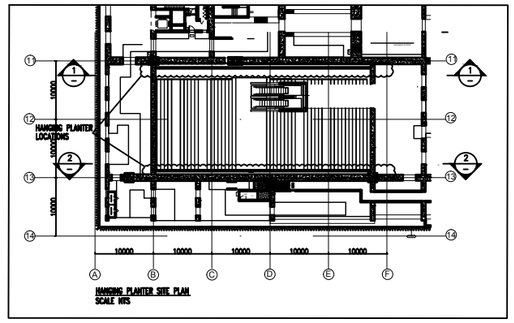

LEGENDS:

- 1 TYPE 1 HANGING PLANTER
- 2 TYPE 2 HANGING PLANTER
- IRRIGATION PIPE (22mm PVC)
- IRRIGATION POINT FROM THE WALL
- IRRIGATION ZONE
- PROPOSED IRRIGATION CONTROLLER (INSTALLED BEHIND THE WALL) CONTROLLER PANEL DIMENSION: 400mm H x 300mm W x 200mm D
- IR IRRIGATION SYSTEM (INSTALLED BEHIND THE WALL) (REFER DETAIL 1 FOR COMPONENTS DETAILS)
- IRRIGATION SIGNAL (CONTROLLER TO SOLENOID VALVE)

IRRIGATION ZONES ASSIGNMENT (NORTH ELEVATION)	
CONTROLLER NUMBER	ZONE NUMBER
NC1	N1
NC2	N2
NC3	N3
NC3	N4
NC4	N5
NC4	N6

NOTES:

ALL HORIZONTAL PIPES INSTALLED BEHIND THE WALL

ALL IRRIGATION SYSTEM CONTROLLER, WATER PRESSURE GAUGE, WATER FILTER, SOLENOID VALVES ARE INSTALLED BEHIND THE WALL

IRRIGATION ZONES ASSIGNMENT (SOUTH ELEVATION)	
CONTROLLER NUMBER	ZONE NUMBER
SC1	S1
SC2	S2
SC2	S3
SC3	S4
SC3	S5

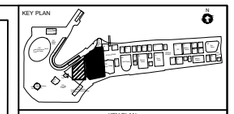

GENERAL NOTES:
1. DO NOT SCALE THE DRAWING. FIGURED DIMENSIONS ARE TO BE FOLLOWED.
2. ALL DIMENSIONS ARE IN MILLIMETER UNLESS OTHERWISE SPECIFIED.
3. LEGEND SHOULD REFER TO SHOP DRAWING OF INDIVIDUAL TRADE.
4. BOTTOM LEVEL SHOWN ON DRAWING ARE NOT INCLUDING THICKNESS OF MATERIAL AND INSULATION(IF ANY).

DISCIPLINE COLOUR CODE:

REFERENCE	DISCIPLINE	COLOUR
ARC	ARCHITECTURAL ELEMENTS	
STR	STRUCTURAL ELEMENTS	
BME	HVAC/MECHANICAL ELEMENTS	
BTG	GAS ELEMENTS	
BDR	DRAINAGE ELEMENTS	
BEL	ELECTRICAL ELEMENTS	
BPL	PLUMBING ELEMENTS	
BFS	FIRE PROTECTION ELEMENTS	
MEP	COMBINED SERVICES ELEMENTS	

THIS DRAWING IS PREPARED ACCORDING TO THE FOLLOWING DESIGN DRAWING :-

TRADE	DRAWING NUMBER	REV.	A.I. NO
ARC			
STR			
BEL			
ELV			
BME			
BFS			
BPD			
LTE			

THIS DRAWING HAS BEEN CHECKED & CONFIRMED BY THE FOLLOWING NOMINATED SUBCONTRACTORS :

TRADE	REPRESENTATIVE	SIGNATURE	DATE

REV.	DATE	DESCRIPTION
01	16 OCT 2019	SECOND SUBMISSION
00	02 JULY 2019	FIRST SUBMISSION

REVISION

MANAGEMENT CONTRACTOR
Gammon
GAMMON CONSTRUCTION LIMITED
28/F. Devon House, TaiKoo Place, 979 King's Road, Hong Kong

SUB CONTRACTOR
Melofield Nursery & Landscape Contractor Ltd.
125 HA YAU TIN TSUEN, YUEN LONG, NT. HONG KONG
TEL: 2572 0048 FAX: 2573 9099
E-MAIL: INFO@MELOFIELD.COM

PROJECT
MUSEUM PLUS (M+) OF THE WEST KOWLOON CULTURAL DISTRICT

DRAWING TITLE
1/F HANGING PLANTER IRRIGATION PLAN

SCALE		PRINTED	
CHECKED	--	DATE	
APPROVED	--	DATE	
PRODUCED BY	EL	DATE	2 July 2019
AUTHOR			EL
DISCIPLINE			LAN
PHASE			WS4
DRAWING NO.			REV.
3A40X-GAM-LAN-DWG-0015-P00-L001-WS4			01

AUTHORITY
westKowloon 西九文化區

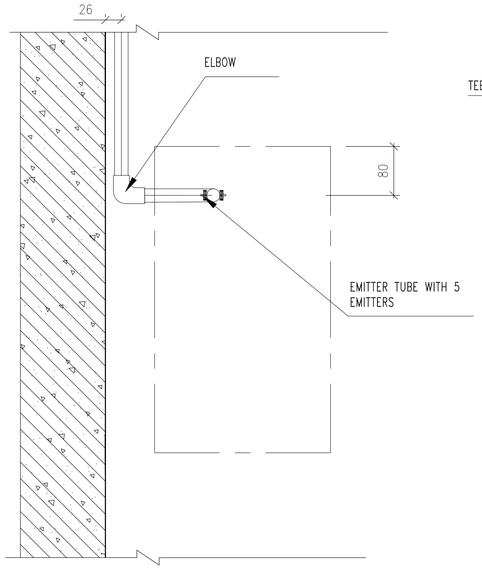

A 0015 1/F COURTYARD HANGING PLANTER (IRRIGATION SECTION A)

SCALE 1:5

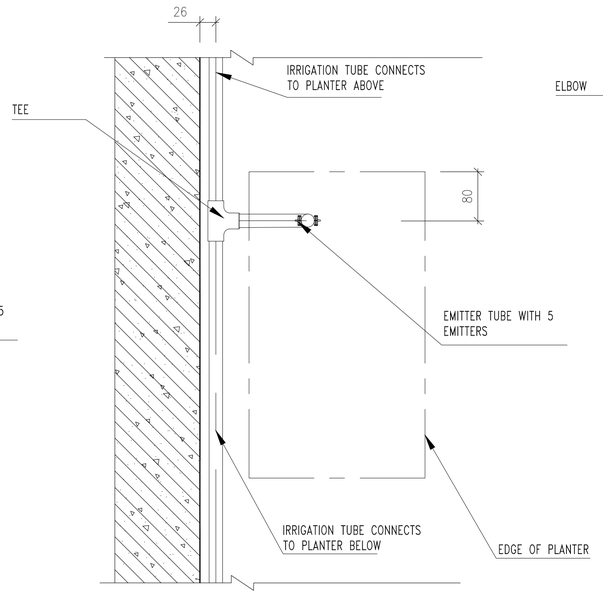

B 0015 1/F COURTYARD HANGING PLANTER (IRRIGATION SECTION B)

SCALE 1:5

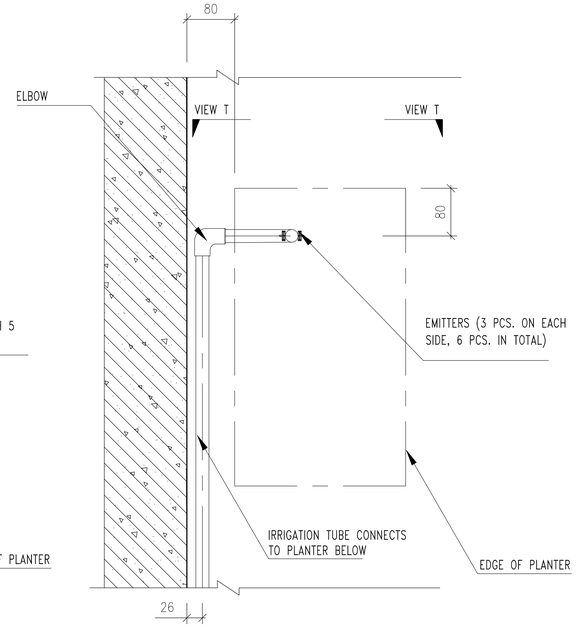

D 0015 1/F COURTYARD HANGING PLANTER (IRRIGATION SECTION D)

SCALE 1:5

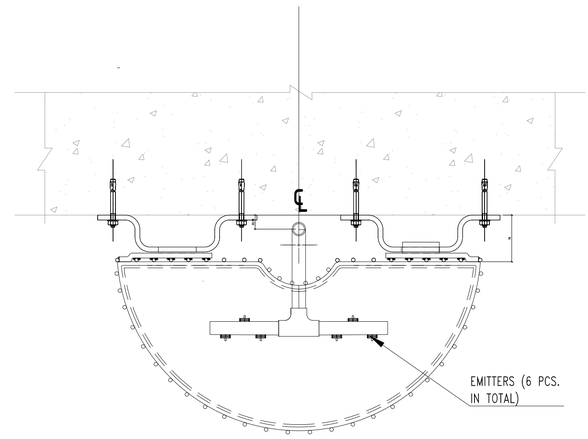

T -- 1/F COURTYARD HANGING PLANTER TOP VIEW (IRRIGATION EMITTERS)

SCALE 1:5

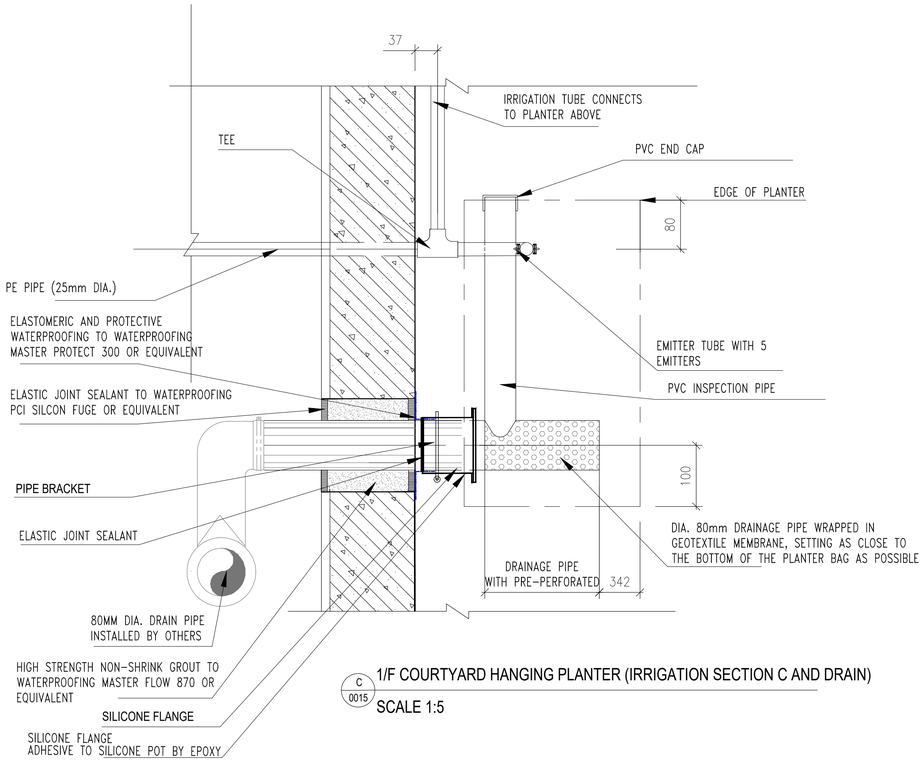

C 0015 1/F COURTYARD HANGING PLANTER (IRRIGATION SECTION C AND DRAIN)

SCALE 1:5

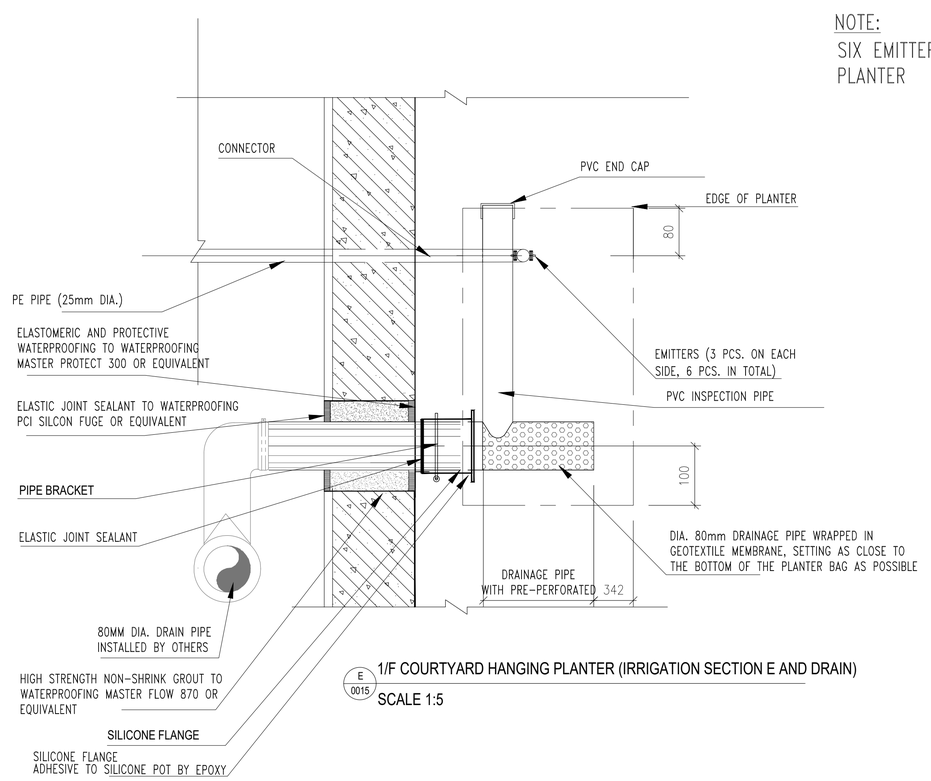

E 0015 1/F COURTYARD HANGING PLANTER (IRRIGATION SECTION E AND DRAIN)

SCALE 1:5

NOTE:

SIX EMITTERS FOR IRRIGATION FOR EACH PLANTER

KEY PLAN

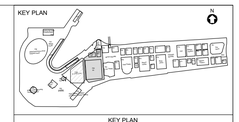

KEY PLAN

GENERAL NOTES:

1. DO NOT SCALE THE DRAWING. FIGURED DIMENSIONS ARE TO BE FOLLOWED.
2. ALL DIMENSIONS ARE IN MILLIMETER UNLESS OTHERWISE SPECIFIED.
3. LEGEND SHOULD REFER TO SHOP DRAWING OF INDIVIDUAL TRADE.
4. BOTTOM LEVEL SHOWN ON DRAWING ARE NOT INCLUDING THICKNESS OF MATERIAL AND INSULATION(IF ANY).

DISCIPLINE COLOUR CODE:

REFERENCE	DISCIPLINE	COLOUR
ARC	ARCHITECTURAL ELEMENTS	
STR	STRUCTURAL ELEMENTS	
BME	HVAC/MECHANICAL ELEMENTS	
BTG	GAS ELEMENTS	
BDR	DRAINAGE ELEMENTS	
BEL	ELECTRICAL ELEMENTS	
BPL	PLUMBING ELEMENTS	
BFS	FIRE PROTECTION ELEMENTS	
MEP	COMBINED SERVICES ELEMENTS	

THIS DRAWING IS PREPARED ACCORDING TO THE FOLLOWING DESIGN DRAWING :-

TRADE	DRAWING NUMBER	REV.	A.I. NO
ARC			
STR			
BEL			
ELV			
BME			
BFS			
BPD			
LTE			

THIS DRAWING HAS BEEN CHECKED & CONFIRMED BY THE FOLLOWING NOMINATED SUBCONTRACTORS :

TRADE	REPRESENTATIVE	SIGNATURE	DATE

REV.	DATE	DESCRIPTION
02	10 AUG 2019	THIRD SUBMISSION
01	16 OCT 2019	SECOND SUBMISSION
00	10 JULY 2019	FIRST SUBMISSION

REVISION

MANAGEMENT CONTRACTOR

Gammon

GAMMON CONSTRUCTION LIMITED
28/F Devon House, Taikoo Place, 979 King's Road, Hong Kong

SUB CONTRACTOR

Melofield Nursery & Landscape Contractor Ltd.
125 HA YAU TIN TSUEN, YUEN LONG, NT. HONG KONG
TEL: 2572 0048 FAX: 2573 9099
E-MAIL: INFO@MELOFIELD.COM

PROJECT

MUSEUM PLUS (M+) OF THE WEST KOWLOON CULTURAL DISTRICT

DRAWING TITLE

1/F HANGING PLANTER IRRIGATION SECTION DETAILS

SCALE	AS SHOWN @A1	PRINTED	
CHECKED	--	DATE	
APPROVED	--	DATE	
PRODUCED BY	EL	DATE	22 MAY 2019
AUTHOR			EL
DISCIPLINE			LAN
PHASE			WS4

DRAWING NO.	REV.
3A40X-GAM-LAN-DWG-0016-P00-L001-WS4	02

AUTHORITY

westKowloon
西九文化區

11/09/2020 1:03:00 PM, ISO full bleed A1 (841.00 x 594.00 MM), 1:1

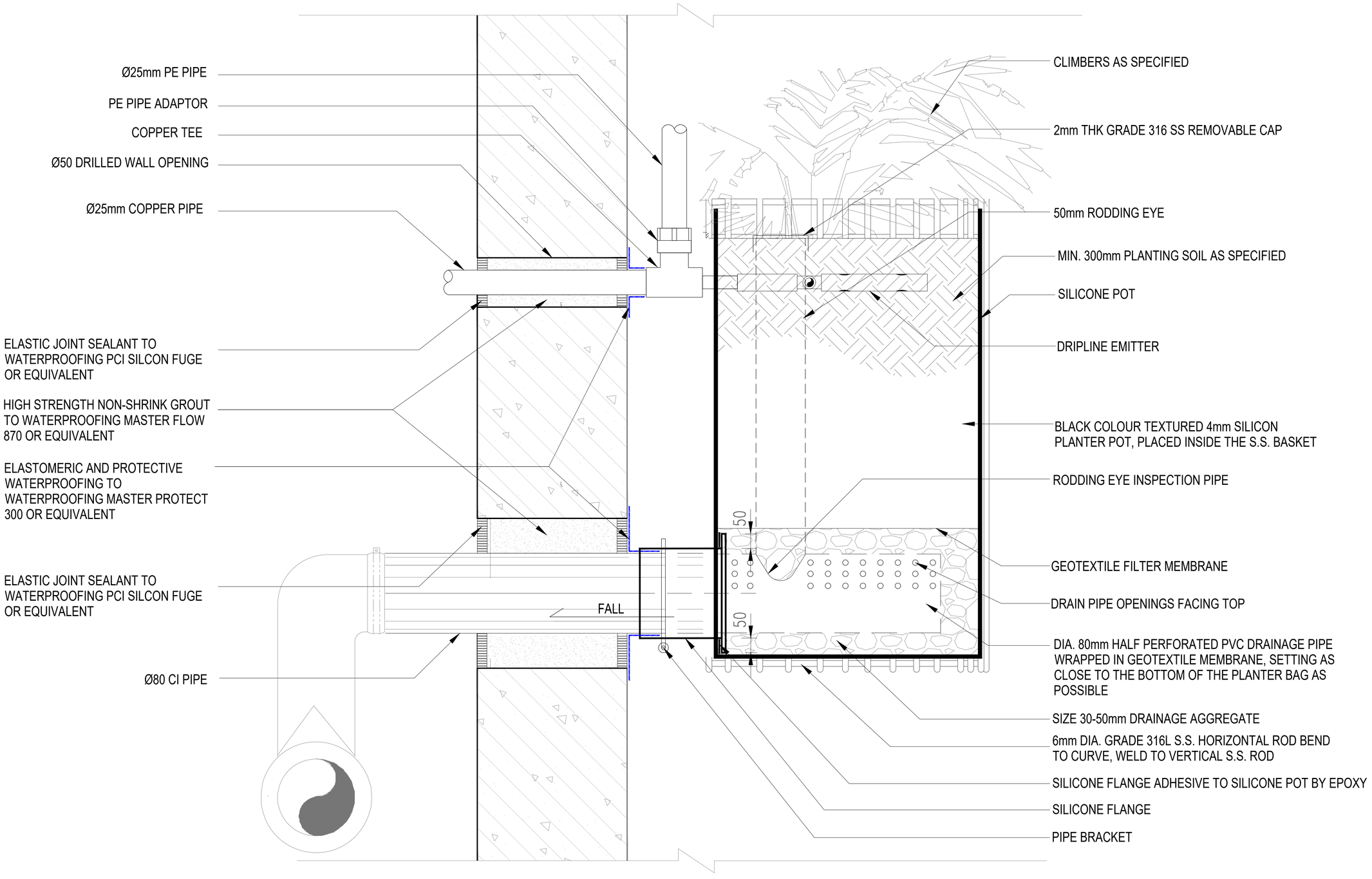

1/F COURTYARD HANGING PLANTER (BOTTOM UNIT) FLANGE BLOW-UP DETAIL

1
-

SCALE 1:2

KEY PLAN

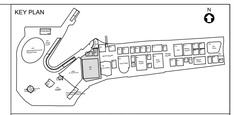

KEY PLAN

GENERAL NOTES:
1. DO NOT SCALE THE DRAWING. FIGURED DIMENSIONS ARE TO BE FOLLOWED.
2. ALL DIMENSIONS ARE IN MILLIMETER UNLESS OTHERWISE SPECIFIED.
3. LEGEND SHOULD REFER TO SHOP DRAWING OF INDIVIDUAL TRADE.
4. BOTTOM LEVEL SHOWN ON DRAWING ARE NOT INCLUDING THICKNESS OF MATERIAL AND INSULATION(IF ANY).

DISCIPLINE COLOUR CODE:

REFERENCE	DISCIPLINE	COLOUR
ARC	ARCHITECTURAL ELEMENTS	
STR	STRUCTURAL ELEMENTS	
BME	HVAC/MECHANICAL ELEMENTS	
BTG	GAS ELEMENTS	
BDR	DRAINAGE ELEMENTS	
BEL	ELECTRICAL ELEMENTS	
BPL	PLUMBING ELEMENTS	
BFS	FIRE PROTECTION ELEMENTS	
MEP	COMBINED SERVICES ELEMENTS	

THIS DRAWING IS PREPARED ACCORDING TO THE FOLLOWING DESIGN DRAWING :-

TRADE	DRAWING NUMBER	REV.	A.I. NO
ARC			
STR			
BEL			
ELV			
BME			
BFS			
BPD			
LTE			

THIS DRAWING HAS BEEN CHECKED & CONFIRMED BY THE FOLLOWING NOMINATED SUBCONTRACTORS :

TRADE	REPRESENTATIVE	SIGNATURE	DATE

REV.	DATE	DESCRIPTION
00	24 JUN 2020	FIRST SUBMISSION

REVISION

MANAGEMENT CONTRACTOR

Gammon

GAMMON CONSTRUCTION LIMITED
28/F Devon House, TaiKoo Place, 979 King's Road, Hong Kong

SUB CONTRACTOR

Melofield Nursery & Landscape Contractor Ltd.
125 HA YAU TIN TSUEN, YUEN LONG, NT. HONG KONG
TEL.: 2572 0048 FAX: 2573 9099
E-MAIL: INFO@MELOFIELD.COM

PROJECT

MUSEUM PLUS (M+) OF THE WEST KOWLOON CULTURAL DISTRICT

DRAWING TITLE

1/F HANGING PLANTER DETAILS - BASKET IRRIGATION AND DRAINAGE SYSTEM

SCALE	AS SHOWN @A1	PRINTED	
CHECKED	--	DATE	
APPROVED	--	DATE	
PRODUCED BY	EL	DATE	15 JULY2019
AUTHOR			EL
DISCIPLINE			LAN
PHASE			WS4

DRAWING NO. 3A40X-GAM-LAN-DWG-0017-P00-L001-WS4 REV. 00

AUTHORITY

westKowloon 西九文化區