

Date: 14 February 2025

Your ref:

Our ref: PL-202502029

Architectural Services Department
40/F, Queensway Government offices
66 Queensway, Hong Kong

Attn: Mr. Vincent Kwok

Dear Mr. Kwok,

Re: Contract No. SS K/509

**Provision of Independent Environmental Checker Consultancy for Design
and Construction of Kong Nga Po Police Training Facilities
Verification of Monthly EM&A Report (January 2025)**

Reference is made to the Monthly EM&A report (January 2025) (Version 1) provided by ET via email on 10 February 2025 and subsequent revision (Version 3) on 13 February 2025.

Please be informed that we have no adverse comments on the Monthly EM&A report (January 2025) (Version 3). We hereby verify the submission is in accordance with Condition 3.4 of Environmental Permit No. FEP-01/510/2016.

Thank you for your attention.

Yours sincerely,

For and on behalf of

Acuity Sustainability Consulting Limited



Ir Y. H. LAW

Independent Environmental Checker

c.c. Ka Shing Management Consultancy Ltd.

**Provision of Environmental Team consultancy
for Design and Construction of Kong Nga Po Police
Training Facilities (Programme No. 279LP)**

**Monthly Environmental Monitoring and
Audit Report for January 2025
(Version 3)**

Disclaimer

The information provided in this report is for presentation. All information in the report is provided in good faith, and every effort has been made for the information contained herein at the time of publication. However, our company disclaims all responsibilities and liabilities for incompleteness within this report.

**Ka Shing Management Consultancy Ltd. www.ka-shign.net
Unit 2, 13/F Kai Yue Commercial Building, 2C Argyle St,
Mong Kok, Kowloon**

Our ref: 13-2-2025

13-2-2025

By email: kwokhw@archsd.gov.hk

Architectural Services Department
40/F, High Block, Queensway Government Offices,
66 Queensway, Hong Kong
(Attn: Mr. Vincent Kwok)

Dear Mr. Kwok,

Re: Quotation No. PMB202/8480/2022/A01/A
Provision of Environmental Team consultancy for Design and Construction of Kong Nga Po
Police Training Facilities (Programme no. 279LP)
-Submission of the monthly EM&A report in January 2025

We refer to the Environmental Permit No. FEP-01/510/2016 for the captioned project.

Subject to the accuracy and authenticity of all the information provided to us, we hereby certify, in accordance with Conditions 3.4 of Environmental Permit No. FEP-01/510/2016, that the information is a representation of what it signifies.

Thank you very much for your attention and please feel free to contact Mr. Lee at 9382 4204 should you require further information.

Yours faithfully,

For and on behalf of
Ka Shing Management Consultant Limited



Mr. W. H. Lee
Environmental Team Leader

Table of Contents

	Page No.
EXECUTIVE SUMMARY	
Introduction	5
Environmental Monitoring and Audit Progress	5
Breaches of Action and Limit Levels	5
Construction Noise	5
Air Quality	6
Ecological Monitoring	6
Environmental Non-Compliance	6
Environmental Complaint	6
Notification of Summons and Successful Prosecutions	6
Reporting Changes	6
Future Key Issues	6-7
1 INTRODUCTION	
Purpose of the report	8
Structure of the report	8
2 PROJECT INFORMATION	
Background	9
Project Organization	9-10
Summary of Construction Works Undertaken During Reporting Month	10
Construction Programme	10
Status of Environmental Licences, Notifications and Permits	10-11
Summary of EM&A Requirement	11
Status of Compliance with Environmental Permits Conditions	11-12
3 NOISE MONITORING	
Monitoring Requirements	13
Monitoring Location	13
Monitoring Equipment	13-14
Monitoring Parameters, Frequency and Duration	14
Monitoring Methodology and QA/QC Procedures	14-15
Maintenance and Calibration	15
Results and Observations	15-16
Event and Action Plan	16
4 AIR QUALITY MONITORING	
Monitoring Requirements	17
Monitoring Location	17
Monitoring Equipment	17-18
Monitoring Parameters, Frequency and Duration	18
Monitoring Methodology and QA/QC Procedure	18-19
Results and Observations	19-20
Event and Action Plan	20
5 LANDSCAPE AND VISUAL MONITORING	
Monitoring Requirements	21

6	ECOLOGICAL MONITORING	
	Monitoring of Flora Species of Conservation Interest	22
	Post-Transplantation Monitoring and Maintenance Programme	22-23
	Results and Observations	23-24
	Precautionary Measure for Butterfly Species of Conservation Interest	24
	Precautionary Measures to Minimize Indirect Disturbance on Ecology	24
7	ENVIRONMENTAL SITE INSPECTION	
	Site Audits	25-26
	Implementation Status of Environmental Mitigation Measures	26
	Solid and Liquid Waste Management Status	26
8	ENVIRONMENTAL NON-CONFORMANCE	
	Summary of Exceedances	27
	Summary of Environmental Non-Compliance	27
	Summary of Environmental Complaint	27
	Summary of Environmental Summon and Successful Prosecution	27
9	FUTURE KEY ISSUES	
	Key Issues in the Coming Three Months	28-29
	Monitoring Schedule for the Next Month	29
10	CONCLUSIONS AND RECOMMENDATIONS	
	Conclusions	30
	Recommendations	30-31

LIST OF TABLES

Table I	Summary Table for EM&A Activities in the Reporting Month
Table II	Summary Table for Events Recorded in the Reporting Month
Table 2.1	Key Contacts of the Project
Table 2.2	Status of Environmental Licences, Notifications and Permits (Contract No. SSK509)
Table 2.3	Summary Table for Status of Compliance / Required Submission
Table 3.1	Location for Noise Monitoring Stations
Table 3.2	Noise Monitoring Equipment
Table 3.3	Noise Monitoring Parameters, Duration and Frequency
Table 3.4	Summary Table of Noise Monitoring Results during the Reporting Month
Table 3.5	Observation at Noise Monitoring Stations
Table 4.1	Location for Air Quality Monitoring Locations
Table 4.2	Air Quality Monitoring Equipment
Table 4.3	Impact Dust Monitoring Parameters, Frequency and Duration
Table 4.4	Summary Table of 1-hour TSP Monitoring Results during the Reporting Month
Table 4.5	Observation at Dust Monitoring Stations
Table 7.1	Observations and Recommendations of Site Audit

LIST OF FIGURES

- Figure 1 Site Layout Plan
- Figure 2 Location of Air Quality Monitoring Stations
- Figure 3 Location of Noise Monitoring Stations

LIST OF APPENDICES

- Appendix A Construction Programme and Proactive Environmental Protection Proforma
- Appendix B Action and Limit Levels
- Appendix C Copies of Calibration Certificates
- Appendix D Environmental Monitoring Schedules
- Appendix E Air Quality Monitoring Results and Graphical Presentation
- Appendix F Noise Monitoring Results and Graphical Presentation
- Appendix G Weather Condition
- Appendix H Ecological Monitoring Records
- Appendix I Event Action Plans
- Appendix J Summary of Exceedance
- Appendix K Environmental Mitigation Implementation Schedule (EMIS)
- Appendix L Waste Generation in the Reporting Month
- Appendix M Complaint Log
- Appendix N Summary of Successful Prosecution
- Appendix O The potential seriousness of the forthcoming environmental impacts and the use of machineries
- Appendix P A List of Machineries Used in Construction Site
- Appendix Q Wastewater Discharge Layout Plan

EXECUTIVE SUMMARY

Introduction

- E1. This document represents the 22nd monthly report detailing the Environmental Monitoring and Audit (EM&A) activities for the Kong Nga Po Police Facilities Project, which operates under Environmental Permit No. FEP-01/510/2016. This report was prepared by Ka Shing Management Consultancy Ltd. (Ka Shing) under “Service Contract Quotation No. PMB202/8480/2022/A01/A Provision of Environmental Team consultancy for Design and Construction of Kong Nga Po Police Training Facilities” (hereinafter called the “Service Contract”). The report encapsulates the EM&A activities and findings carried out between the 1st and 31st of January 2025.
- E2. On the 23rd of December 2022, a section of the construction site was transferred to the Architectural Services Department (ArchSD), which assumed responsibility for the building's construction. Furthermore, ArchSD has taken on the role of maintenance agent for the Hong Kong Police Force (HKPF) throughout the operational phase.
- E3. In the month covered by this report, the Project of Police Facilities at Kong Nga Po, which operates under Environmental Permit No. FEP-01/510/2016, engaged in the following contractual work: Contract No. SSK509, which encompasses the design and construction of the Kong Nga Po Police Training Facilities.

Environmental Monitoring and Audit Progress

- E4. A summary of the EM&A activities in this reporting month is listed in **Table I** below:

Table I Summary Table for EM&A Activities in the Reporting Month

EM&A Activities	Date
Noise Monitoring	04, 10, 16, 22, 28 January 2025
Air Quality Monitoring	04, 10, 16, 22, 28 January 2025
Environmental Site Inspection	6, 13, 22, 27 January 2025
Ecological Monitoring	27, 28 January 2025
Landscape & Visual Inspection	6, 13, 22, 27 January 2025

Breaches of Action and Limit Levels

- E5. Summary of the environmental exceedances of the reporting month is tabulated in **Table II**.

Construction Noise

- E6. During the reporting month, the planned noise monitoring for construction took place as scheduled, with no recorded incidents of the Action/Limit Levels being exceeded.

Air Quality

E7. Throughout the reporting period, all planned air quality monitoring associated with construction was executed, and there were no recorded instances where the Action/Limit Levels were surpassed.

Table II Summary Table for Events Recorded in the Reporting Month

Environmental Monitoring	Parameter	No. of Non-Project related Exceedances		No. of Exceedance related to the Construction Works of the Contract		Action Taken
		Action Level	Limit Level	Action Level	Limit Level	
Noise	$L_{eq(30min)}$	0	0	0	0	N/A
Air Quality	1-hr TSP	0	0	0	0	N/A

Ecological Monitoring

E8. The ecological monitoring slated for the reporting month was conducted according to schedule. Details of the findings from this ecological monitoring for the respective period are available in **Appendix H**.

Environmental Non-Compliance

E9. During the reporting month, no environmental compliance violations were documented.

Environmental Complaint

E10. No environmental complaints were recorded during the reporting period. In the event of any complaints, they would be documented in the Complaint Log found in **Appendix M**.

Notification of Summons and Successful Prosecutions

E11. Throughout the month covered in this report, there were no instances of receiving notifications regarding summons or confirmations of successful prosecutions.

Reporting Changes

E12. On the 23rd of December 2022, a section of the construction site was handed over to the Architectural Services Department (ArchSD). ArchSD has taken on the task of overseeing the construction activities for the building. This Monthly Environmental Monitoring and Audit (EM&A) Report offers a summary of the site operations and the status of the environmental safeguards being implemented under the contract with ArchSD.

Future Key Issues

E13. The major site activities for the coming three months include:

1. Open cut excavation
2. Removal of soil

3. Construction of footings
4. Construction of substructure and superstructure
5. Construction of footbridge
6. Construction of fence wall and boundary wall
7. Backfilling
8. U.U. Lead in and Pipe Duct Connection
9. MIC installation

E14. The aforementioned construction activities could potentially lead to environmental impacts, with the primary concerns centered around construction dust, noise, water quality, and waste management. For detailed information, please refer to **Appendix A** regarding the anticipated major impacts from the construction works and corresponding recommended mitigation measures.

1 INTRODUCTION

1.1 The Architectural Services Department (ASD) has commissioned Ka Shing Management Consultancy Ltd. (Ka Shing) as the Environmental Team (ET) to conduct the Environmental Monitoring and Audit (EM&A) activities for the Kong Nga Po Police Facilities Project, as dictated by Environmental Permit No. FEP-01/510/2016.

1.2 The main construction activities for the Project began on the 3rd of July, 2020, and the primary location at Kong Nga Po was handed over to the Architectural Services Department (ASD) on the 23rd of December, 2022. The ASD has assumed control over the building construction tasks and will serve as the maintenance representative for the Hong Kong Police Force (HKPF) once the project is operational.

Purpose of the report

1.3 This document constitutes the 22nd EM&A Report, offering a consolidated overview of the monitoring outcomes for impacts and the audit results from the EM&A program over the reporting interval spanning from the 1st to the 31st January 2025.

Structure of the report

1.4 The structure of the report is as follows:

Section 1: Introduction

Section 2: Project Information

Section 3: Noise Monitoring

Section 4: Air Quality Monitoring

Section 5: Landscape and Visual Monitoring

Section 6: Ecological Monitoring

Section 7: Environmental Site Inspection.

Section 8: Environmental Non-conformance

Section 9: Future Key Issues

Section 10: Conclusions and Recommendations

2 PROJECT INFORMATION

Background

- 2.1 The Project mainly includes construction and operation of various police facilities. The police facilities include:
- (i) a helipad;
 - (ii) two firing ranges; and
 - (iii) other facilities, associated infrastructure & utilities, etc.
- 2.2 The Project falls under the category of a Designated Project as defined by the Environmental Impact Assessment Ordinance (EIAO). In October 2016, an Environmental Impact Assessment (EIA) Report (Report No.: AEIAR-201/2016) was approved for the Project in accordance with the EIA Study Brief (No. ESB-276/2014) and the Technical Memorandum on Environmental Impact Assessment Process (EIAO-TM). The corresponding Environmental Permit (EP no.: FEP-01/510/2016) was issued by the Director of Environmental Protection (DEP).
- 2.3 As per the approved Environmental Monitoring and Audit (EM&A) Manual, a comprehensive air quality and noise monitoring program is recommended during the construction phases of the Project to assess and monitor potential dust and noise nuisances. Prior to the commencement of the Project's construction works, baseline air quality and noise monitoring were conducted by the previous Environmental Team (Wellab Limited) from 14th March, 2020, to 2nd April, 2020, to establish the pre-existing conditions at designated sensitive receivers.
- 2.4 **Figure 1** displays the site layout plan for the Project.

Project Organization

- 2.5 Various stakeholders with varying degrees of participation are part of the Project's organizational structure under Environmental Permit number: FEP-01/510/2016, which includes:
- Project Proponent – Architectural Services Department (ArchSD)
 - Contractor– China State JV
 - Environmental Team (ET) – Ka Shing Management Consultancy Ltd.
 - Independent Environmental Checker (IEC) – Acuity Sustainability Consulting Limited
- 2.6 **Table 2.1** summarizes the contact information for key personnel associated with Quotation No. PMB202/8480/2022/A01/A and additional contacts linked with the ArchSD Contract No. SSK509.

Table 2.1 Key Contacts of the Project

Party	Role	Contact Person	Phone No.	Fax No.
Architectural Services Department	Project Proponent	Mr. Vincent Kwok	2867 3939	3542 5223

Contractor (China State JV)	Site Agent	Mr. Kelvin Chan	6272 8828	2866 6325
	Environmental Officer	Ms. Marian Kong	6174 9735	
		Mr. LuLu Mar	5998 8852	
Ka Shing Management Consultancy Ltd.	ETL	Mr. W.H. Lee	2618 2166	2120 7752
Acuity Sustainability Consulting Limited	IEC	Ir. Y.H. Law	2698 6833	2698 9383

Summary of Construction Works Undertaken During Reporting Month

2.7 Significant site activities conducted on-site during the reporting month comprised:

1. Open cut excavation
2. Removal of soil
3. Construction of footings
4. Construction of substructure and superstructure
5. Construction of footbridge
6. Backfilling
7. U.U. Lead in and Pipe Duct Connection
8. MIC installation

Construction Programme

2.8 **Appendix A** contains a version of the Contractors' construction schedules. The primary site activities planned by the Contractor for the upcoming three months have been examined. In **Appendix O**, the expected environmental impacts' potential severity and the deployment of equipment have been evaluated. This appendix additionally provides the Contractor with recommendations and insights on alternative approaches aimed at raising environmental consciousness, refining practices on the construction site, and fostering environmental improvements.

2.9 **Table 2.2** presents a consolidated overview of the pertinent environmental protection permits, licenses, and/or notifications associated with this Project.

Table 2.2 Status of Environmental Licences, Notifications and Permits

Permit / Licence No.	Valid Period		Status
	From	To	
Further Environmental Permit (FEP)			
FEP-01/510/2016	N/A	N/A	Valid
Construction Noise Permit (CNP)			
GW-RN1238-24	30-10-2024	28-02-2025	Valid
Notification pursuant to Air Pollution Control (Construction Dust) Regulation			
EPD Ref no.: 487864	N/A	N/A	N/A

Billing Account for Construction Waste Disposal			
Account No. 7046289	18-01-2023	N/A	Valid
Registration of Chemical Waste Producer			
WPN5213-641-C4770-01	18-01-2023	N/A	Valid
Effluent Discharge Licence under Water Pollution Control Ordinance			
WT00043663-2023	21-04-2023	30-04-2028	Valid

Summary of EM&A Requirement

2.10 The Environmental Monitoring and Audit (EM&A) program includes the monitoring of construction noise, air quality, ecological conditions, and regular environmental site audits. The specific requirements for the EM&A program are outlined in the following sections:

- Environmental requirements in contract documents;
- Event / Action Plans;
- Environmental mitigation measures, as recommended in the Project EIA study final report;
- All monitoring parameters; and
- Action and Limit levels for all environmental parameters.

Status of Compliance with Environmental Permits Conditions

2.11 **Table 2.3** provides a summary of the adherence to Environmental Permit (EP) No. FEP-01/510/2016 and the necessary submissions connected to this Project as stipulated by the EP.

Table 2.3 Summary Table for Status of Compliance / Required Submission under FEP No. FEP-01/510/2016

FEP Conditions	Submission	Submission Date	Approval Status
1.12	Commencement date of construction of the Project	30/3/2023	*
2.7	Proposal on the Reporting Mechanism and Curriculum Vitae of the IEC	20/3/2023	*
2.10	The date of setting up the Community Liaison Hotline and the contact details	27/2/2023	*
2.11	Management Organization of Main Construction Companies, at least an organization chart, names of responsible persons and their contact details	10/3/2023	*
2.12	Construction Works Schedule and Location Plans	10/3/2023	*
2.13	Layout plan for permeable pavings.	Submitted to EPD on 29/3/2023. Supplementary information submitted to EPD on 23/3/2024.	For approval
2.14	Landscape and visual mitigation plan	Submitted to EPD on 26/6/2023.	For approval

2.16	Plan for perimeter walls/ boundary wall sat project site and sidewalls of firing range	6/12/2024	For approval
2.19	Submission of Helicopter Flight Plan	1 month before commencement of operation of Helipad	Notification
3.3	Baseline Air Quality and Noise Monitoring Report	30/3/2023	Deposit
4.2	Internet address of a dedicated web site	13/4/2023	*

Remarks: * Approval not required in FEP-01/510/2016

3 NOISE MONITORING

Monitoring Requirements

3.1 Following the EM&A Manual, monitoring of construction noise was performed by measuring the A-weighted equivalent continuous sound pressure level (Leq) to track noise generated by construction operations. Each monitoring station is scheduled for weekly noise assessments, with one set of readings to be taken from 0700 to 1900 hours on typical weekdays. The predefined Action/Limit Levels for the environmental monitoring activities are presented in **Appendix B**.

Monitoring Location

3.2 As per Section 3.2.3 of the EM&A Manual, impact noise monitoring took place at fourteen specified noise monitoring stations. Following the guidelines of the Project's Environmental Impact Assessment (EIA) report, noise monitoring stations situated within a 300-meter radius of the Project's boundary were taken into account. Consequently, six noise monitoring stations identified as relevant monitoring locations are depicted in Figure 3. The specific locations of these noise monitoring stations are detailed in **Table 3.1**.

Table 3.1 Location of Noise Monitoring Stations

Monitoring Station	Location of Measurement
NM9	Village House, Kong Nga Po
NM10	Village House, Kong Nga Po
NM11	Village House, Kong Nga Po
NM12	Village House, Kong Nga Po
NM13	Village House, Kong Nga Po
NM14	Village House, near Man Kam To Road

Monitoring Equipment

3.3 Impact noise monitoring was carried out using Integrating Sound Level Meters. These meters, classified as Type 1, are capable of providing continuous readings of noise levels, including the equivalent continuous sound pressure level (Leq) and percentile sound pressure level (Lx), and they conform to the specifications of International Electrotechnical Commission Publications 651:1979 (Type 1) and 804:1985 (Type 1). The noise monitoring equipment utilized is summarized in **Table 3.2**. The calibration certificates for these devices can be found in **Appendix C**.

Table 3.2 Noise Monitoring Equipment

Equipment	Model	Quantity
Sound Level Meter	BSWA 308	1
Sound Level Meter	Rion NL53	1

Sound Calibrator	TYPE 4231	1
------------------	-----------	---

Monitoring Parameters, Frequency and Duration

3.4 **Table 3.3** encapsulates the variables monitored, the frequency of monitoring, and the total time span of the noise monitoring activities. The schedule for noise monitoring can be located in **Appendix D**.

Table 3.3 Noise Monitoring Parameters, Duration and Frequency

Monitoring Stations	Parameter	Duration	Frequency	Measurement
NM9	L10(30 min.) dB(A) ^[2]	0700-1900 hrs on normal weekdays	Once per week	Free field ^[1]
NM10				Free field ^[1]
NM11	L90(30 min.) dB(A) ^[2]			Façade
NM12				Façade
NM13	Leq(30 min.) dB(A) ^[2] (as six consecutive Leq, 5min readings)			Free field ^[1]
NM14				Free field ^[1]

Remarks:

[1]: Correction of +3dB (A) for Free-field Measurement.

[2]: A-weighted equivalent continuous sound pressure level (Leq). It is the constant noise level which, under a given situation and time period, contains the same acoustic energy as the actual time-varying noise level.

L10 is the level exceeded for 10% of the time. For 10% of the time, the sound or noise has a sound pressure level above L10.

L90 is the level exceeded for 90% of the time. For 90% of the time, the noise level is above this level.

Monitoring Methodology and QA/QC Procedures

3.5 The procedures for noise monitoring were conducted in this manner:

- The sound level meter was mounted on a tripod, positioned 1 meter away from the outside of the noise-sensitive facade and at a height of 1.2 meters above ground level;
- To achieve free field measurement conditions, the meter was placed at a distance from any reflective surfaces, and the measured noise levels were then corrected by adding +3 dB(A);
- The battery's condition was examined to guarantee the proper operation of the meter;
- The settings for parameters like frequency weighting, time weighting, and measurement duration were established as detailed below:
 - frequency weighting: A
 - time weighting: Fast
 - time measurement: Leq(30 min.) dB(A)
- Noise levels were measured as six consecutive Leq, 5-minute readings during the hours when restrictions did not apply (specifically, from 0700 to 1900 hrs on normal weekdays).

- Calibration of the meter was performed before and after each noise measurement session using a Calibrator set to 94.0 dB at 1000 Hz. Should there be a discrepancy greater than 1.0 dB in calibration levels pre- and post-measurement, the data would be deemed invalid. A repeat measurement would then be necessary following recalibration or repair of the equipment.
- Throughout the monitoring period, parameters such as Leq, L90, and L10 were documented. Observations regarding site conditions and noise origins were also noted on a standard recording form.
- Noise measurements were temporarily halted during instances of significant intrusive noise (for example, barking dogs or helicopter sounds), where feasible. An observation record for the measurement period was to be provided.
- Noise monitoring was suspended in conditions of fog, rain, or when wind speeds were consistently above 5 m/s, or during gusts surpassing 10 m/s. Wind speeds were verified using a portable anemometer capable of measuring speed in meters per second (m/s).

Maintenance and Calibration

- 3.6 Every three months, the microphone head of the sound level meter and the calibrator was gently wiped clean using a soft fabric.
- 3.7 Annually the sound level meter and calibrator underwent inspection and calibration.
- 3.8 Before and after conducting each noise measurement, the precision of the sound level meter must be verified with an acoustic calibrator that produces a set sound pressure level at a specific frequency. Only when the pre- and post-measurement calibration levels are within a 1.0 dB range of each other will the measurements be considered valid.

Results and Observations

- 3.9 **Table 3.4** provides a summary of the noise monitoring outcomes. For an in-depth account and visual depiction of the noise monitoring, refer to **Appendix F**. A summary of the meteorological data for the reporting period is compiled in **Appendix G**.

Table 3.4 Summary Table of Noise Monitoring Results during the Reporting Month

Monitoring Station	Average	Range	Baseline Level	Limit Level
	Leq (30 min) dB(A)	Leq (30 min) dB(A)	dB(A)	dB(A)
NM9 ^[1]	51.2	43.4-69.4	55.9	75
NM10 ^[1]	50.0	41.2-61.9	52.8	
NM11	48.6	43.0-72.2	46.4	

NM12	49.5	39.6-57.7	54.7	
NM13 ^[1]	50.1	45.6-57.8	61.3	
NM14 ^[1]	51.7	41.1-76.2	59.6	

Remarks: [1]: Correction of +3dB (A) for Free-field Measurement.

3.10 Noise monitoring related to construction activities took place according to the planned schedule for the month reported. There were no instances where the Action/Limit Levels were surpassed. A summary of exceedance records for the reporting month can be found in **Appendix J**.

3.11 Based on observations made in the field, the primary sources of noise detected at the allocated noise monitoring stations during the reporting month are as outlined below:

Table 3.5 Observation at Noise Monitoring Stations

Monitoring Station	Major Noise Source
NM9	Loading & unloading, Road traffic, Excavation works
NM10	Loading & unloading, Road traffic, Excavation works
NM11	Road traffic
NM12	Loading & unloading, Road traffic
NM13	Loading & unloading, Road traffic
NM14	Dog barking, Road traffic

Event and Action Plan

3.12 If any non-compliance with the criteria related to the project arises, measures will be taken following the procedures outlined in the Event Action Plan provided in **Appendix I**.

4 AIR QUALITY MONITORING

Monitoring Requirements

- 4.1 As per the EM&A Manual, 1-hour Total Suspended Particulates (TSP) monitoring was carried out to keep track of the air quality associated with the Works Contracts. The predetermined Action/Limit Levels for the air quality monitoring activities are detailed in **Appendix B**.
- 4.2 Monitoring for 1-hour Total Suspended Particulates (TSP) impacts was performed at a minimum of three times within each six-day period at a designated air quality monitoring station.

Monitoring Location

- 4.3 In line with Section 2.2.5 of the EM&A Manual, impact air quality monitoring took place at two specified monitoring stations for the Project, as depicted in Figure 2. The positions of the air quality monitoring stations are detailed in **Table 4.1**.

Table 4.1 Location for Air Quality Monitoring Stations

Monitoring Station	Location of Measurement
AM1	Village House, Kong Nga Po
AM2	Village House, Kong Nga Po

Monitoring Equipment

- 4.4 Due to the denial by local villagers to set up a High-Volume Sampler (HVS) for 1-hour Total Suspended Particulates (TSP) monitoring at the chosen locations and the inability to secure an electricity supply for the HVS, direct-reading dust meters were utilized instead to conduct the 1-hour TSP monitoring. Direct-reading dust meters are widely accepted instruments for measuring 1-hour TSP levels and have been used in the same infrastructure project. The issue to use direct-reading dust meters was presented to the Independent Environmental Checker (IEC). The application of the direct-reading dust meter allows for immediate and straightforward results, facilitating timely EM&A reporting and the execution of the event and action plan. To ensure the validity and accuracy of the readings obtained by the direct-reading method, the HVS performed 1-hour sampling on a bi-monthly schedule.
- 4.5 **Table 4.2** provides a summary of the apparatus employed in the impact air quality monitoring program. Copies of the calibration certificates for the equipment can be found in **Appendix C**.

Table 4.2 Air Quality Monitoring Equipment

Equipment	Model and Serial No.	Quantity	The valid period is until
Dust Monitor	AEROCET-831 / D12641	1	22 February 2025

4.6 Weather data was sourced from the "Hong Kong Observatory - General Weather Conditions during the Monitoring Period (January 2025)" detailed in **Appendix G**, which was used as a substitute approach to acquire representative wind data.

4.7 During the monitoring days, the field staff also documented the prevailing weather conditions, such as whether it was sunny, cloudy, or rainy.

Monitoring Parameters, Frequency and Duration

4.8 **Table 4.3** encapsulates the monitoring variables and the regularity of impact dust assessments conducted throughout the Works Contracts operations. The schedule for air quality observation for the month in question is presented in **Appendix D**.

Table 4.3 Impact Dust Monitoring Parameters, Frequency and Duration

Parameters	Frequency
1-hr TSP	Three times/ 6 days

Monitoring Methodology and QA/QC Procedure

1-hour TSP Air Quality Monitoring

Instrumentation

4.9 The air quality monitoring utilized a direct reading dust meter, as indicated in **Table 4.2**.

4.10 The procedures for operating the dust meter adhere to the guidelines set forth in the Manufacturer's Instruction Manual, as described below:

- The 1-hour dust meter is placed at least 1.3 meters above ground.
- Press and hold the Power key momentarily to power on the unit and make sure that the battery level was not flash or in low level.
- Allow the instrument to stand for about 3 second to display the Sample Screen minutes.
- Press the START / STOP key to run the internal vacuum pump for 1 minute and ready to use.
- Use the select dial to select the PM range and press the START / STOP key to start a measurement.
- Finally, push the START/STOP key to stop the measuring after 3-hour sampling.
- Information such as sampling date, time, value and site condition were recorded during the monitoring period.
- All data were recorded in the data logger for further data processing.

Maintenance/Calibration

4.11 The dust meter required the following maintenance and calibration:

- The dust meter must be checked and calibrated against a High Volume Sampler (HVS) to validate the precision and accuracy of the readings obtained through the direct reading method. This calibration should be performed bi-monthly during all phases of the air quality monitoring.
- The correlation between the dust meter and HVS in measuring TSP was established by directly comparing the mass of dust particles collected on a filter paper by the HVS against the dust meter's reading. For accurate calibration, both the dust meter and the HVS should be turned on and off at the same location and at the same time.
- The correlation coefficient was verified to confirm the relationship between the readings from the dust meter and the HVS. This correlation factor was ascertained by comparing the outcomes from both the HVS and the dust meter.
- Prior to the initiation of dust monitoring, a check must be conducted to verify that all equipment is operational and has the necessary power supply. A zero count test was performed before and after each monitoring session to ensure accuracy.

Results and Observations

4.12 The outcomes of the 1-hour TSP monitoring are condensed in **Table 4.4**. For a comprehensive view, detailed results and graphical representations of the 1-hour TSP monitoring data can be found in **Appendix E**.

Table 4.4 Summary Table of 1-hour TSP Monitoring Results during the Reporting Month

Monitoring Station	Concentration ($\mu\text{g}/\text{m}^3$)		Action Level, $\mu\text{g}/\text{m}^3$	Limit Level, $\mu\text{g}/\text{m}^3$
	Average	Range		
AM1	94	21-201	308	500
AM2	101	16-204	311	

4.13 The 1-hour TSP monitoring took place according to the planned timetable for the reporting month, and there were no instances of exceeding the established Action/Limit Levels.

4.14 Based on field observations, the primary sources of dust at the specified air quality monitoring stations during the reporting month are listed in **Table 4.5**.

Table 4.5 Observation at Dust Monitoring Stations

Monitoring Station	Major Dust Source
AM1	Equipment operation and movement / road traffic, exposed site area, site vehicle

AM2	Road traffic, exposed site area, site vehicle / equipment operation and movement, vehicle / equipment operation and movement at warehouse nearby
-----	--

Event and Action Plan

- 4.15 In the event of a project-related violation of the criteria, measures will be taken as specified by the Event Action Plan detailed in **Appendix I**.

5 LANDSCAPE AND VISUAL MONITORING

Monitoring Requirements

- 5.1 The EIA Report recommends implementing strategies to mitigate impacts on landscape and visual resources throughout both the construction and operational phases of the Project.

- 5.2 The execution and upkeep of compensatory planting for landscaping are critical components of this process and must be monitored to confirm their complete fulfillment. It is essential to promptly address any potential clashes between the proposed landscaping efforts and other Project tasks or operational needs to ensure that the mitigation measures' objectives are not compromised. Furthermore, the enforcement of the mitigation measures advised by the EIA will be tracked continuously through the site audit program for the construction phase.

- 5.3 The Environmental Team (ET) carried out a fortnightly review of the execution of measures aimed at mitigating landscape and visual impacts as part of the weekly site audits. The findings and observations from these audit sessions are encapsulated in **Table 7.1**, while the status of implementation can be found detailed in **Appendix K**.

6 ECOLOGICAL MONITORING

Monitoring of Flora Species of Conservation Interest

- 6.1 In line with Section 8.3.2 of the EM&A Manual, a temporary protective barrier must be installed around the plant species of conservation significance identified in the detailed vegetation survey throughout the construction phase. This barrier should be well-maintained and regularly checked to ensure its effectiveness. Monthly checks of each plant species of conservation interest, as pinpointed in the detailed vegetation survey, are required during the construction phase to ensure that these species remain unaffected by the project's construction activities.
- 6.2 The monitoring aims to oversee the prompt execution of suitable environmental management practices and the application of mitigation measures concerning the preserved and relocated specimens of flora species of conservation interest. The correct setup and upkeep of the temporary protective fence surrounding these specimens were examined to assess its efficacy. The protective measures outlined in the approved transplantation proposal's implementation schedule were supervised.
- 6.3 As per the sanctioned detailed vegetation survey report and transplantation proposal, it was determined that 71 *Brainea insignis* specimens, 41 *Spiranthes sinensis* specimens, and 3 *Aquilaria sinensis* specimens should be relocated to the designated receiving site. Additionally, it was decided to preserve in situ 51 *Keteleeria fortunei* specimens, along with 26 small seedlings of *Keteleeria fortunei* and 7 small seedlings of *Aquilaria sinensis*, in the vicinity of Kong Nga Po Road near the Police Dog Unit and the Force Search Unit Training School.

Post-Transplantation Monitoring and Maintenance Programme

- 6.4 In line with the accepted transplantation proposal, the Contractor is mandated to carry out post-transplantation monitoring weekly for the first three months, and then monthly for the remainder of the 12-month establishment phase as well as the subsequent post-establishment phase, continuing until the construction phase of the Project concludes. This routine monitoring is critical for promptly identifying the growth condition of the transplanted species, any signs of construction work within or in the vicinity of the receptor site, and any changes in the environmental conditions of the receptor site.
- 6.5 For the initial year of acclimatization, it was advised to carry out maintenance activities to promote the robust growth of the transplanted species. Considering the state of the transplanted organisms following the 12-month establishment period, it was advised that maintenance activities continue through the Post-establishment Period until the completion

of the Construction Phase. It was recommended to water the transplants daily for the first three months following the move, as well as throughout periods of drought, to maintain soil moisture. Additional maintenance tasks, such as mulching and weeding, should be performed as necessary.

Results and Observations

6.6 During the reporting month, the Contractor carried out monthly evaluations of the flora species of conservation interest on the 28th January 2025. The enforcement of the protective measures detailed in the approved transplantation proposal was reviewed, along with the maintenance of the temporary protective fencing. **Appendix H** contains the photographic documentation and checklists from the monthly assessments. The health of the transplanted and retained species was generally observed to be average to poor. The Contractor was urged to keep a vigilant eye on the transplanted species and to implement the protective measures as specified in the approved transplantation proposal to safeguard these species. Furthermore, the Contractor was given the following directives:

- 1) To provide new identification tags for any *Brainea insignis* that were missing them;
- 2) To substitute any plant labels at the receptor site that had become illegible due to fading;
- 3) To refer to the soil improvement guidelines published by the Greening, Landscape and Tree Management Section (GLTMS) of the Development Bureau (2022) for application in the monitoring and upkeep of the transplanted plant species;
- 4) To set up shade nets;
- 5) To ensure the soil remains moist by adhering to the necessary daily watering schedule.

Transplanted *Brainea insignis* and *Spiranthes sinensis*

6.7 From May 21st to 27th, 2020, 71 *Brainea insignis* specimens and 41 *Spiranthes sinensis* specimens were relocated to the receptor site. The detailed account of the transplantation process was compiled in a Transplantation Report and forwarded to ET(Wellab), IEC(Acuity), and the Supervisor (AECOM) for their examination and documentation. Monitoring after transplantation took place weekly for the initial three months (from June to August 2020) and then monthly throughout the subsequent 12-month establishment period, as well as the post-establishment phase, culminating with the conclusion of the construction phase of the Project. The Contractor was responsible for tracking the health of the transplanted species and carried out maintenance measures such as watering, mulching, and weeding during the first year to nurture the transplanted species' healthy development. Monitoring of the transplanted *Brainea insignis* and *Spiranthes sinensis* took place on January 28th, 2025, within the reporting period, with the findings documented in **Appendix H**. Particular attention was given to the transplanted *Brainea insignis* specimens that were impacted by a bushfire on February 2nd, 2021, with their progress detailed in the post-

transplantation monitoring records. The health of the preserved species was noted to be generally fair. The Contractor was advised to maintain vigilant monitoring of these species and to enforce the stipulated protective measures to ensure their continued preservation.

- 6.8 During the monthly checks, it was observed that there were no construction operations or storage of equipment taking place within the receptor site. The temporary protective barrier had been correctly installed and was being well-maintained to safeguard the transplanted species.

Precautionary Measure for Butterfly Species of Conservation Interest

- 6.9 As stipulated by FEP Condition 2.17, to reduce the impact on butterfly species of conservation concern, efforts shall be made to improve the new grassland habitats within the Project site. This enhancement shall be achieved by cultivating suitable plant species that serve as the larval food source for butterflies of conservation interest, like the Small Three-Ring, thereby supporting the well-being of these species.
- 6.10 The restoration of grassland zones within the Project must be completed prior to the initiation of the Project's operational phase. Information regarding the plant species to be used as larval food plants for butterflies, along with the design and execution details, will be subsequently provided under the building works contract of ArchSD.

Precautionary Measures to Minimize Indirect Disturbance on Ecology

- 6.11 As outlined in Section 9.7.3 of the EIA Report, implementing mitigation strategies for air, noise, water, waste, and landscaping can serve as preventative actions to avert and lessen any secondary effects of disturbance or pollution resulting from construction activities on the surrounding ecology and habitats outside the site. The Environmental Team (ET) conducted weekly site audits to oversee the prompt adoption of appropriate environmental management practices and the execution of mitigation measures at the Project site. The findings from these audits are consolidated in Section 7.3.

7 ENVIRONMENTAL SITE INSPECTION

Site Audits

- 7.1 The Environmental Team (ET) conducted site audits weekly to oversee the prompt adoption of appropriate environmental management practices and the execution of mitigation measures at the Contract site.
- 7.2 The Environmental Team (ET), along with representatives from the Client and the Contractor, conducted site audits on 6, 13, 22, 27 January 2025 of the reported month in 2025.
- 7.3 In the site inspections conducted over the reporting period, there were no particular environmental concerns noted. It should be recognized that these observations pertain solely to the moments of inspection. The findings and advice from these audits are compiled in **Table 7.1**. The absence of identified environmental issues during the joint site inspections does not exempt the Contractor from their obligation to adhere strictly to all legal requirements, the Particular Specifications, and the Environmental Monitoring and Audit (EM&A) Manual.

Table 7.1 Observations of Weekly site Inspection and advice

Parameters	Date	Observations	Advice
Waste Management Implications	22-1-2025	Discarded food was observed at the temporary waste storage area	Personnel are educated on the proper segregation and storage of various types of waste
Water Quality Impact	22-1-2025	Sediment and blockages were observed inside the channel	Maintenance and inspection of the drainage system and sediment removal facilities should be carried out regularly to remove any sediment and blockages, especially when rainstorms are forecast
Waste Management Implications	22-1-2025	The temporary waste storage area is situated near gully drain	The temporary waste storage area should be located away from gully drains to prevent rainwater from carrying pollutants into them and causing environmental pollution.

Implementation Status of Environmental Mitigation Measures

- 7.4 In accordance with the EIA Report and the Project's EM&A Manual, the outlined mitigation measures are recommended to be implemented throughout the construction phase. An overview of the Environmental Mitigation Implementation Schedule (EMIS) is available in **Appendix K**.

Solid and Liquid Waste Management Status

- 7.5 Pursuant to the EM&A Manual, waste management practices were reviewed in the weekly site audits to assess compliance with the Project's Waste Management Plan (WMP) and pertinent legal and contractual obligations. The auditing process encompassed the examination of waste handling, storage, transport, and disposal methods.
- 7.6 The Contractor has appointed Environmental Officers on-site to manage environmental aspects, implement pollution control strategies, maintain proper site conduct, and educate workers on waste management. Efforts to reduce waste production include actively using Construction and Demolition (C&D) materials. Excavated materials have been sorted and screened on-site to salvage any recyclables. Non-reactive C&D materials were utilized on-site for backfill and to construct the haul road surface. Furthermore, inert materials from excavation activities were repurposed as fill in other local projects. Excess inert C&D materials were sent to the Government's public fill reception facilities (PFRFs) for use in other projects. To oversee the disposal of inert and non-inert C&D materials and prevent illegal dumping, a system is in place where all materials are weighed by a weighbridge before leaving the site, and the Trip Ticket System is rigorously enforced.
- 7.7 Contractor is encouraged to reduce waste production by recycling or reusing materials. It is imperative that all the mitigation strategies outlined in the EM&A Manual and the waste management plans be thoroughly executed. A summary of the progress in implementing waste management and reduction strategies is provided in **Appendix K**.
- 7.8 This Project produces inert Construction and Demolition (C&D) materials as well as non-inert C&D materials. The non-inert variety consists of general refuse and other waste materials that cannot be repurposed or recycled, necessitating disposal at assigned landfill locations. Data detailing the volume of waste resulting from the Project's construction activities over the reporting period can be found in **Appendix L**.

8 ENVIRONMENTAL NON-CONFORMANCE

Summary of Exceedances

- 8.1 During the reporting month, there were no instances where the air quality exceeded the established Action and Limit Levels.
- 8.2 There were no instances of construction noise surpassing the designated Action and Limit Levels in the reporting period.
- 8.3 If the monitoring data from any specific stations reveal that environmental parameters have surpassed the Action/Limit Levels, then the procedures outlined in the Event and Action Plans in **Appendix I** should be executed. A summary of any exceedance records for the reporting month can be found in **Appendix J**.

Summary of Environmental Non-Compliance

- 8.4 There were no records of environmental compliance breaches during the reported month.

Summary of Environmental Complaint

- 8.5 In the month under review, no complaints were registered. A log of all complaints accumulated since the start of the Project is compiled in **Appendix M**.

Summary of Environmental Summon and Successful Prosecution

- 8.6 Since the beginning of the Project, there have been no instances of successful environmental prosecution or receipt of summons. A comprehensive record of all environmental summonses and successful prosecutions since the Project's inception is documented in **Appendix N**.

9 FUTURE KEY ISSUES

Key Issues in the Coming Three Months

- 9.1 **Appendix A** contains the provisional construction schedules for the Project. Over the next three months, the principal construction tasks to be carried out will include:
1. Open cut excavation
 2. Removal of soil
 3. Construction of footings
 4. Construction of substructure and superstructure
 5. Construction of footbridge
 6. Construction of fence wall and boundary wall
 7. Backfilling
 8. U.U. Lead in and Pipe Duct Connection
 9. MIC installation
- 9.2 Referring to the site layout plan found in **Appendix A**, which details the expected construction activities for the next three months, the primary environmental concerns related to these activities are likely to be construction dust, noise, water quality, waste management, landscape and visual aesthetics, and ecological impacts. The anticipated environmental effects have been factored into the mitigation strategies planned for the upcoming months.
- 9.3 The Contractor has advised mitigation measures for the next three months, which the Environmental Team (ET), Independent Environmental Checker (IEC), and the Client's Representative have reviewed through email correspondence during site audits. The Proactive Environmental Protection Proforma, which outlines the key site activities, potential environmental impacts, and advised mitigation strategies, has been examined and verified by the IEC and is displayed in **Appendix A**.
- 9.4 During construction and in periods of dry weather, dust can arise from work activities and uncovered site areas. To mitigate dust emissions that could affect nearby villages, the Contractor is advised to diligently apply air quality control measures as outlined in the layout plan in **Appendix A**, to the greatest extent possible. Moreover, the Contractor is reminded to adhere to the Project Implementation Schedule detailed in the approved EIA report/EM&A Manual, implementing suitable dust suppression tactics to curb emissions from intensive construction tasks such as ground excavation and earth moving. This includes managing all active work areas, bare site surfaces, and unpaved roads, especially under dry conditions, by covering 80% of stockpiled materials with impervious coverings and by moistening dusty substances with water just before loading and transfer activities. This ensures materials remain damp during handling in stockpile regions. Additionally, the

Contractor must adhere to the prescribed dust control methods under the Air Pollution Control (Construction Dust) Regulation to prevent negative dust impacts from the Project's construction activities.

- 9.5 Furthermore, construction noise represents a significant environmental concern during the Project's development. It is important to implement noise reduction strategies, such as utilizing quiet machinery and installing noise barriers where relevant. The Contractor has been prompted to regularly inspect and upkeep the sound-dampening materials on noisy sections of plant and machinery, ensuring there are no openings in the noise barriers. They should also actively recognize any potential construction noise impacts to Noise Sensitive Receivers (NSRs) and introduce adequate mitigation measures when required. Additionally, residents in the nearby Kong Nga Po village should be informed in advance about any potentially noisy activities at the work site.
- 9.6 The Contractor is advised to uphold measures that protect water quality throughout the construction process. This includes constructing barriers such as dikes or embankments to prevent flooding around the perimeters of areas where soil is being moved or excavated. Provision should be made for temporary channels to direct runoff effectively into a designated watercourse via a trap designed to capture sediment from the site. These sediment/silt traps should also be integrated into the permanent drainage systems to improve the settling of particulates. It is essential to utilize effective silt removal systems to ensure that the effluent treated by the wastewater treatment plant complies with the standards specified in the WPCO licenses. The Wastewater Discharge Layout Plan, as shown in **Appendix Q** and provided by the Contractor, outlines the specific pathways through which wastewater is to be conveyed from its source to a treatment facility or point of discharge

Monitoring Schedule for the Next Month

- 9.7 **Appendix D** displays the provisional schedule for environmental monitoring activities planned for the upcoming month.

10 CONCLUSIONS AND RECOMMENDATIONS

Conclusions

- 10.1 This Monthly EM&A Report details the environmental monitoring and audit (EM&A) activities conducted in January 2025, following the guidelines set out in the EM&A Manual.
- 10.2 During the month in question, air quality monitoring did not register any instances of surpassing the Action/Limit Levels.
- 10.3 No instances of construction noise exceeding the established Action/Limit Levels were documented in the reporting month's monitoring records.
- 10.4 Site inspections focusing on environmental aspects took place on the 6, 13, 22, 27 January 2025. Additionally, monitoring of landscape and visual impacts was performed on the 6, 13, 22, 27 January 2025, and ecological monitoring was conducted on the 27 January 2025 by ET within the reporting month. The Contractor also conducted monitoring on 28 January 2025. There were no records of environmental non-compliance for the reporting month. It should be noted that the absence of any particular environmental issues during the joint site inspections does not exempt the Contractor from their obligation to adhere fully to all legal requirements, the specifications outlined in the contract, and the procedures in the EM&A Manual.
- 10.5 During the reporting month, there were no complaints lodged, nor were there any notices of summons or records of successful legal actions received.
- 10.6 The Environmental Team (ET) will persist in overseeing the Environmental Monitoring and Audit (EM&A) program. All environmental obligations are fulfilled, and the necessary mitigation measures are properly executed.

Recommendations

- 10.7 Based on the environmental audits conducted during the reporting month, the subsequent advice was put forward:

Air Quality Impact

- To enhance the dust suppression measures including watering for the dust generation works, exposed site area and haul road;
- To minimize the indirect impacts on air quality resulting from the operation of machineries on the construction site, one of the measures to be adopted is the use of biodiesel B100; and

- To regular check the valid NRMM labels are properly displayed on the regulated machines and non-road vehicles

Construction Noise

- To refer to the ISO 12001:1996 or other comprehensive practices and subsequently develop a thorough inspection and maintenance protocol for the plant and equipment, maintaining a focus on Noise Control; and
- To maintain temporary noise barriers for operations of noisy equipment near the noise sensitive receivers, if necessary.

Water Impact

- To maintain the cover for open stockpile of and exposed slope;
- To keep reviewing and updating temporary drainage system;
- To maintain the earth bunds or sand bag barriers on site to direct stormwater to silt removal facilities; and
- To divert the muddy water at the retention pond to the wetsep for treatment before discharging out.

Waste/Chemical Management

- To check for any accumulation of waste materials or rubbish on site; and
- To avoid improper handling, storage and dispose of oil drums or chemical containers on site.

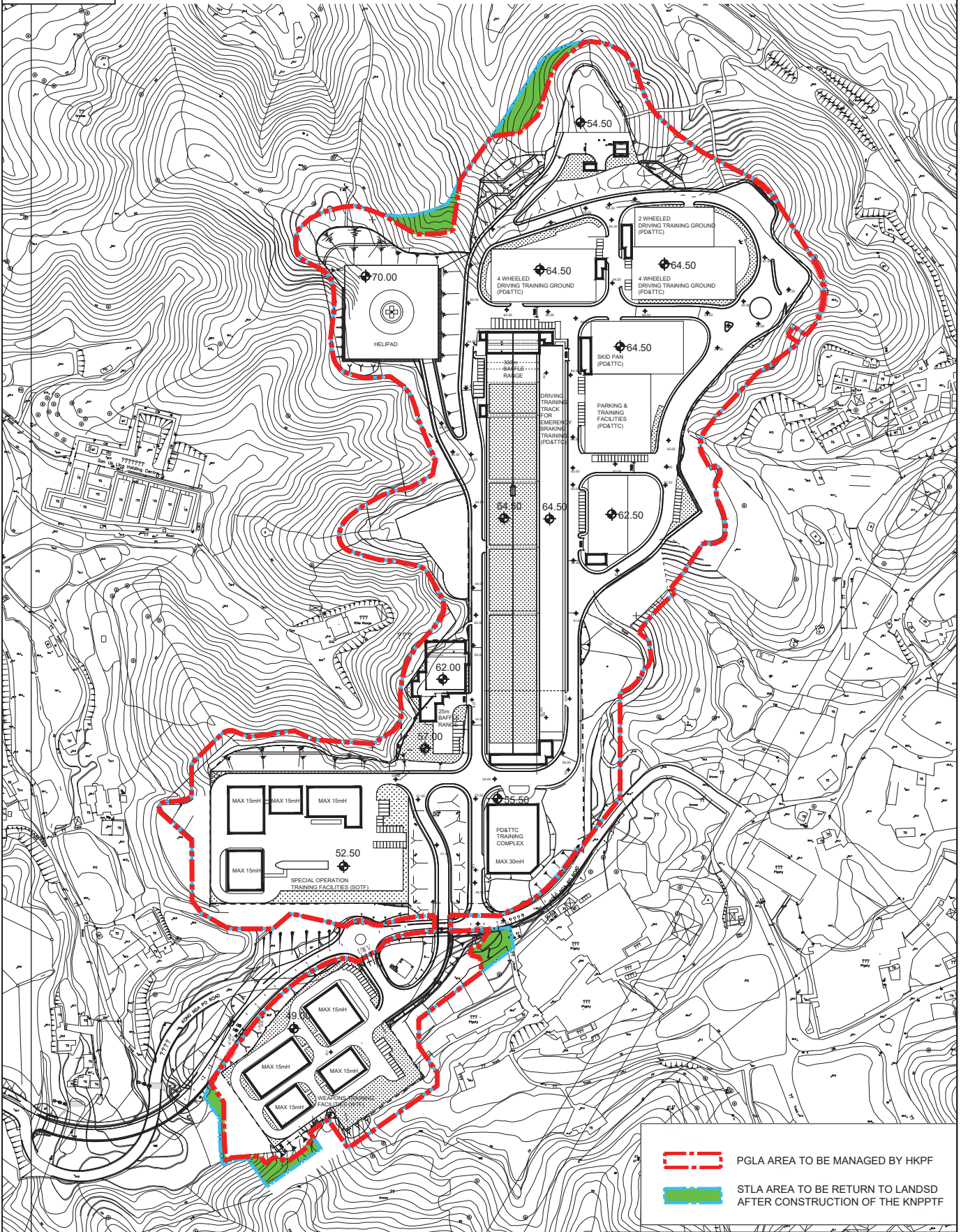
Ecology



- To maintain soil moisture, daily watering is required;
- To install a shaded net;
- To refer to the Guidelines on Soil Improvement issued by the Greening, Landscape and Tree Management Section (GLTMS) of the Development Bureau (2022) for the effective monitoring and maintenance of transplanted flora species; and
- The wild plants that are growing in undesirable areas should be removed, as they compete with the cultivated flora species of conservation interest.

Landscape and Visual

- To remove the construction materials within the tree protection zone; and
- To keep the tree protection zone large enough to protect the trees.

FIGURE(S)



 PGLA AREA TO BE MANAGED BY HKPF
 STLA AREA TO BE RETURN TO LANDSD AFTER CONSTRUCTION OF THE KNPPTF



MASTER LAYOUT PLAN

PROJECT CODE: 3279LP
 PROPOSED MLP FOR KONG NGA PO TRAINING FACILITIES

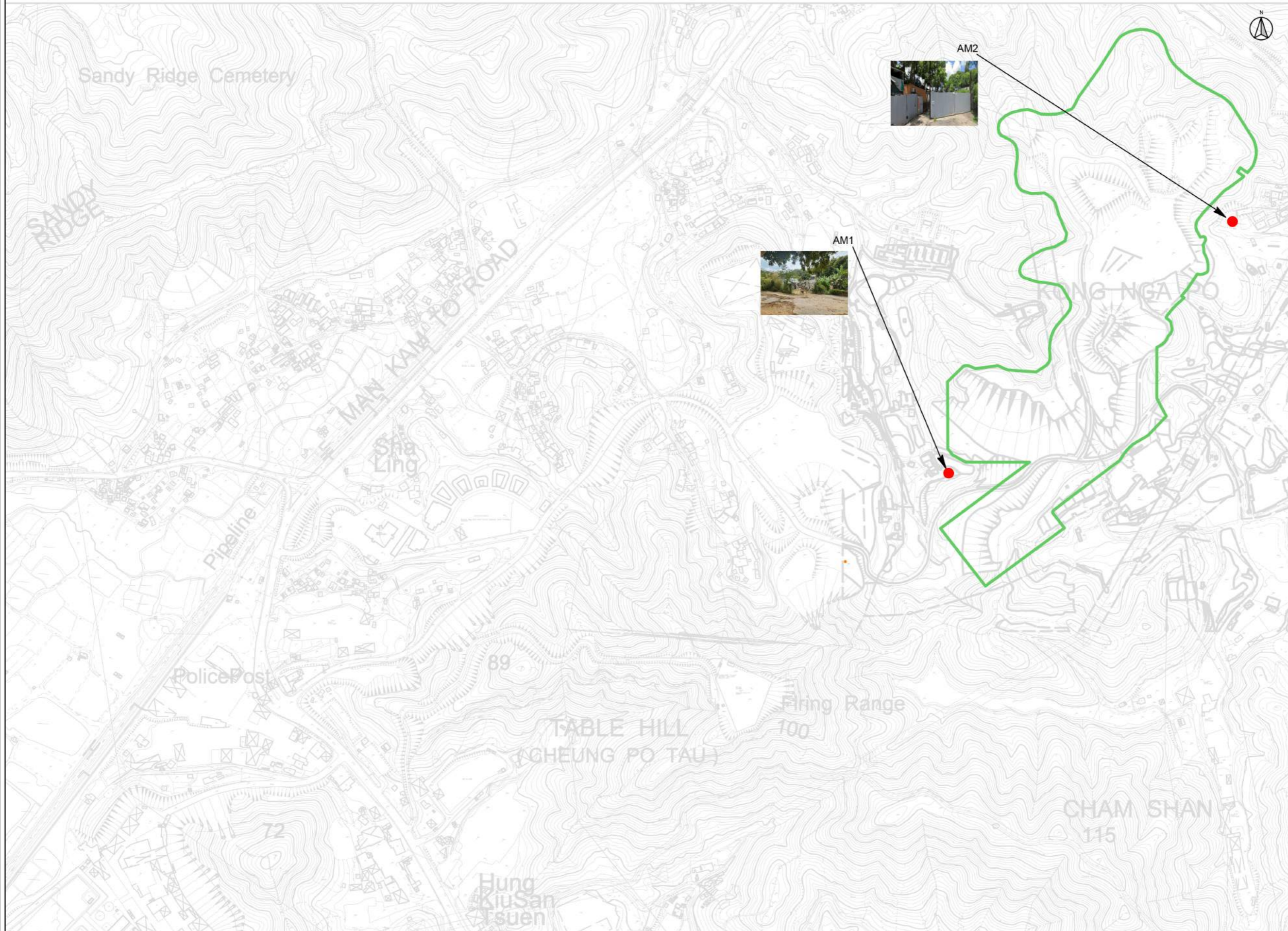
DRAWING NO. PMB/8480/XA001

SCALE: 1:400
 DATE: AUGUST 2021



ARCHITECTURAL SERVICES DEPARTMENT 建築署

Figure 2 Location of Air Quality Monitoring Stations



KEY PLAN
SCALE: 1/50000

- LEGENDS:
- KONG NGA PO SITE BOUNDARY
 - AIR QUALITY MONITORING STATIONS

AIR QUALITY MONITORING STATIONS	
ID	Description
AM1	Village House, Kong Nga Po
AM2	Village House, Kong Nga Po

CLIENT
建築署
Architectural Services Department

Environmental Team
嘉誠管理顧問有限公司
Ka Shing Management Consultancy Ltd
www.ka-shing.net

This drawing is for the sole purpose of explaining design and construction intent only. No part of this drawing or its related or implied information should supersede local and/or statutory code, regulation or requirement, including but not limited to any supplier and/or manufacturer recommendations. Ka Shing Management Consultancy Ltd accepts no responsibility for compliance checking which should be done by suitably qualified and authorized local design institutes in all cases.

KA SHING MANAGEMENT CONSULTANCY LTD
Unit 2, 13/F Kai Yue Commercial Building, 2C Argyle St, Mong Kok, Kowloon
Tel: +852 2616 2166 Fax: +852 2120 7752
Email: info@ka-shing.net

Rev.	Description	Date
2	SECOND ISSUE	03/2023
1	FIRST ISSUE	03/2023


Project Title
PROVISION OF ENVIRONMENTAL TEAM CONSULTANCY FOR DESIGN AND CONSTRUCTION OF KONG NGA PO POLICE TRAINING FACILITIES

Drawing Title
KONG NGA PO ROAD AIR QUALITY MONITORING STATIONS

Drawing Status	
Project Ref.	File Ref.
Drawn by JC	Checked by RH
Scale 1:40000	Paper Size A3
Date	Revision

Drawing Number
KASHING-KNPR-DWG-002

Figure 3 Location of Noise Monitoring Stations



KEY PLAN
SCALE: 1:50000

LEGENDS
 KONG NGA PO SITE BOUNDARY
 NOISE MONITORING STATIONS

ID	Description
NM9	Village House, Kong Nga Po
NM10	Village House, Kong Nga Po
NM11	Village House, Kong Nga Po
NM12	Village House, Kong Nga Po
NM13	Village House, Kong Nga Po
NM14	Village House, near Man Kam To Road

CLIENT
 建築署
 Architectural Services Department

Environmental Team
 嘉誠管理顧問有限公司
 Ka Shing Management Consultancy Limited
 www.ka-shing.net

This drawing is for the sole purpose of explaining design and construction intent only. No part of this drawing or its related or implied information should supersede local and/or statutory code, regulation or requirement, including but not limited to any supplier and/or manufacturer recommendations. Ka Shing Management Consultancy Ltd accepts no responsibility for compliance checking which should be done by suitably qualified and authorized local design institutes in all cases.

KA SHING MANAGEMENT CONSULTANCY LTD
 Unit 2, 13/F Kai Yue Commercial Building, 20 Argyle St, Mong Kok, Kowloon
 Tel: +852 2818 2166 Fax: +852 2120 7752
 Email: info@ka-shing.net

Rev.	Description	Date
2	SECOND ISSUE	03/2023
1	FIRST ISSUE	03/2023

PROVISION OF ENVIRONMENTAL TEAM CONSULTANCY FOR DESIGN AND CONSTRUCTION OF KONG NGA PO POLICE TRAINING FACILITIES

Drawing Title
 KONG NGA PO ROAD NOISE MONITORING STATION

Project Ref.	File Ref.
-	--
Drawn by	Checked by
JC	RH
Scale	Paper Size
1:40000	A3
Date	Revision
-	-

Drawing Number
 KASHING-KNPR-DWG-003

APPENDIX A
CONSTRUCTION PROGRAMME AND
PROACTIVE ENVIRONMENTAL
PROTECTION PROFORMA

Construction Programme (Jan 2024 – Mar 2025)

Programme

ID	Task	Duration	Start	Finish	Total Slack	Time Risk Allowance	2023												2024												2025												2026												2027											
							Qtr-4, 2022	Qtr-1, 2023	Qtr-2, 2023	Qtr-3, 2023	Qtr-4, 2023	Qtr-1, 2024	Qtr-2, 2024	Qtr-3, 2024	Qtr-4, 2024	Qtr-1, 2025	Qtr-2, 2025	Qtr-3, 2025	Qtr-4, 2025	Qtr-1, 2026	Qtr-2, 2026	Qtr-3, 2026	Qtr-4, 2026	Qtr-1, 2027	Qtr-2, 2027	Qtr-3, 2027	Qtr-4, 2027																																							
1158	Site Execution	1137 d	Wed 21/12/22	Fri 30/1/26	247 d		Site Execution																																																											
1362	Superstructure Construction	672 d	Mon 11/12/23	Mon 13/10/25	356 d		Superstructure Construction																																																											
1363	Section 1 Works	410 d	Mon 11/12/23	Fri 24/1/25	618 d		Section 1 Works																																																											
1364	PD&TTC Block 1 (Cast in-situ + recess opening method)	410 d	Mon 11/12/23	Fri 24/1/25	618 d		PD&TTC Block 1 (Cast in-situ + recess opening method)																																																											
1365	Embed of Glass Wall Fabrication and Dilevery	80 d	Thu 7/3/24	Sat 25/5/24	788 d	1 d	Embed of Glass Wall Fabrication and Dilevery																																																											
1366	Embed of Glass Wall Installation	120 d	Thu 28/3/24	Thu 25/7/24	788 d		Embed of Glass Wall Installation																																																											
1367	G/F	118.5 d	Thu 2/5/24	Wed 28/8/24	0 d	0 d	G/F																																																											
1368	G/F	104 d	Thu 2/5/24	Tue 13/8/24	0 d		G/F																																																											
1369	NICE-0015 - 6 Days EOT Claimed	6 d	Wed 14/8/24	Mon 19/8/24	0 d		NICE-0015 - 6 Days EOT Claimed																																																											
1370	CNE0037- 8.5 Days EOT Claimed	8.5 d	Tue 20/8/24	Wed 28/8/24	0 d		CNE0037- 8.5 Days EOT Claimed																																																											
1371	1/F	44 d	Mon 15/7/24	Mon 2/9/24	559.3 d	0 d	1/F																																																											
1372	2/F	41 d	Sun 18/8/24	Sat 28/9/24	559.3 d	0 d	2/F																																																											
1373	3/F	31 d	Fri 13/9/24	Mon 14/10/24	559.3 d	0 d	3/F																																																											
1374	4/F	32 d	Sun 29/9/24	Thu 31/10/24	605.3 d	0 d	4/F																																																											
1375	R/F	27 d	Wed 16/10/24	Tue 12/11/24	605.3 d	0 d	R/F																																																											
1376	UR/F	15 d	Sat 2/11/24	Sun 17/11/24	605.3 d	0 d	UR/F																																																											
1377	Late Cast RC Works for the Opening of Tower Crane	17 d	Wed 8/1/25	Fri 24/1/25	605 d	0 d	Late Cast RC Works for the Opening of Tower Crane																																																											
1378	Steel MiC Installation (Lifting through opening + Slide-in method)	406 d	Mon 11/12/23	Mon 20/1/25	622 d		Steel MiC Installation (Lifting through opening + Slide-in method)																																																											
1379	Structural Materials Submission & Approval	0 d	Thu 21/3/24	Thu 21/3/24	607 d	1 d	Structural Materials Submission & Approval																																																											
1380	Fitting Out Materials Submission & Approval	0 d	Mon 11/12/23	Mon 11/12/23	1015 d	1 d	Fitting Out Materials Submission & Approval																																																											
1381	Structural materials Ordering and Fabrication of MiC Carcass	65 d	Fri 22/3/24	Sat 25/5/24	607 d	1d	Structural materials Ordering and Fabrication of MiC Carcass																																																											
1382	MiC Fabrication / Installation and Dilevery on Site	170 d	Sun 26/5/24	Mon 11/11/24	607 d	1 d	MiC Fabrication / Installation and Dilevery on Site																																																											
1383	On-site Trial Installation	5 d	Tue 12/11/24	Sat 16/11/24	607 d	0 d	On-site Trial Installation																																																											
1384	MiC and MiMep Installation , Late Cast RC Works	45 d	Sun 17/11/24	Tue 31/12/24	607 d	1 d	MiC and MiMep Installation , Late Cast RC Works																																																											
1385	PD&TTC Carpark	113 d	Mon 30/9/24	Mon 20/1/25	183 d		PD&TTC Carpark																																																											
1386	Block 2 Carpark - L/G	50 d	Mon 2/12/24	Mon 20/1/25	0 d		Block 2 Carpark - L/G																																																											
1387	Block 2 Carpark - G/F	50 d	Mon 30/9/24	Mon 18/11/24	246 d		Block 2 Carpark - G/F																																																											
1388	PD&TTC Block 3-9	373 d	Mon 11/12/23	Wed 18/12/24	655 d		PD&TTC Block 3-9																																																											
1389	RC MiC Fabrication	300 d	Mon 11/12/23	Sun 6/10/24	728 d		RC MiC Fabrication																																																											
1390	Structural Materials Submission& Approval	0 d	Thu 6/6/24	Thu 6/6/24	837 d		Structural Materials Submission& Approval																																																											
1391	Fitting Out Materials Submission& Approval	0 d	Mon 11/12/23	Mon 11/12/23	1015 d		Fitting Out Materials Submission& Approval																																																											
1392	Structural materials Ordering and Fabrication of MiC Carcass	121 d	Fri 7/6/24	Sat 5/10/24	715 d		Structural materials Ordering and Fabrication of MiC Carcass																																																											
1393	Ready for Dilevery on Site	1 d	Sun 6/10/24	Sun 6/10/24	715 d		Ready for Dilevery on Site																																																											
1394	MiC Installation and Site Works	65 d	Tue 15/10/24	Wed 18/12/24	655 d		MiC Installation and Site Works																																																											
1395	Block 3 (2-wheeled driving ground) (12Nos.of MiC)	3 d	Tue 15/10/24	Thu 17/10/24	704 d		Block 3 (2-wheeled driving ground) (12Nos.of MiC)																																																											
1396	Block 4 (Emergency Braking Training) (14Nos.of MiC)	16 d	Mon 25/11/24	Tue 10/12/24	650 d		Block 4 (Emergency Braking Training) (14Nos.of MiC)																																																											
1397	Block 5 (Skid Pad) (26Nos.of MiC)	11 d	Mon 18/11/24	Thu 28/11/24	662 d		Block 5 (Skid Pad) (26Nos.of MiC)																																																											

中國建築聯營
CHINA STATE JOINT VENTURE

◆ Baseline Milestone	◆ Milestone Summary	◆ Manual Task	◆ Start-only	◆ Path Driving Predecessor Milestone Task
▬ Baseline Summary	▬ Duration-only	▬ Duration-only	▬ Finish-only	▬ Path Driving Predecessor Summary Task
▬ Task	▬ Inactive Milestone	▬ Manual Summary Rollup	▬ External Tasks	▬ Path Driving Predecessor Normal Task
▬ Critical Task	▬ Inactive Summary	▬ Manual Summary	▬ External Milestone	▬ Baseline

Programme

ID	Task	Duration	Start	Finish	Total Slack	Time Risk Allowance	2023												2024				2025				2026				2027			
							Qtr-4, 2022	Qtr-1, 2023	Qtr-2, 2023	Qtr-3, 2023	Qtr-4, 2023	Qtr-1, 2024	Qtr-2, 2024	Qtr-3, 2024	Qtr-4, 2024	Qtr-1, 2025	Qtr-2, 2025	Qtr-3, 2025	Qtr-4, 2025	Qtr-1, 2026	Qtr-2, 2026	Qtr-3, 2026	Qtr-4, 2026	Qtr-1, 2027	Qtr-2, 2027	Qtr-3, 2027	Qtr-4, 2027							
1558	Site Execution	1137 d	Wed 21/12/22	Fri 30/1/26	247 d		Site Execution																											
1553	External Works	812 d	Sat 22/7/23	Fri 10/10/25	359 d		External Works																											
1554	Section 1 Works	570 d	Sat 22/7/23	Mon 10/2/25	601 d		Section 1 Works																											
1555	Training Ground	545 d	Sat 22/7/23	Thu 16/1/25	626 d		Training Ground																											
1556	2-WD Training Ground (Block 3)	309.5 d	Sat 22/7/23	Sun 26/5/24	861.5 d		2-WD Training Ground (Block 3)																											
1557	Excavation for Underground Service and Utilities Works	30 d	Sat 22/7/23	Sun 20/8/23	0 d		Excavation for Underground Service and Utilities Works																											
1558	NICE001 - 14 days EOT Claimed	14 d	Mon 21/8/23	Sun 3/9/23	0 d		NICE001 - 14 days EOT Claimed																											
1559	NICE002 - 4 days EOT Claimed	4 d	Mon 4/9/23	Thu 7/9/23	0 d		NICE002 - 4 days EOT Claimed																											
1560	NICE003 - 10 days EOT Claimed	10 d	Fri 8/9/23	Sun 17/9/23	0 d		NICE003 - 10 days EOT Claimed																											
1561	NICE004 - 3.5 days EOT Claimed	3.5 d	Mon 18/9/23	Thu 21/9/23	0 d		NICE004 - 3.5 days EOT Claimed																											
1562	NICE005 - 20 days EOT Claimed	20 d	Thu 21/9/23	Wed 11/10/23	0 d		NICE005 - 20 days EOT Claimed																											
1563	NICE006 - 5.5 days EOT Claimed	5.5 d	Wed 11/10/23	Mon 16/10/23	0 d		NICE006 - 5.5 days EOT Claimed																											
1564	U/G Drainage Installation	45 d	Thu 26/10/23	Sun 10/12/23	0 d		U/G Drainage Installation																											
1565	U/G Drainage Installation	45 d	Thu 26/10/23	Sun 10/12/23	0 d		U/G Drainage Installation																											
1566	Concrete Surround Works	14 d	Sun 10/12/23	Sun 24/12/23	0 d		Concrete Surround Works																											
1567	Earthing Installation Works	35 d	Sun 22/10/23	Sat 25/11/23	0 d		Earthing Installation Works																											
1568	Backfill	30 d	Sun 17/12/23	Tue 16/1/24	0 d		Backfill																											
1569	U/G Cable Pits / Ducts for BS / SFH / Plumbing Pipes / Rainwater Harvesting System / Irrigation Pipes	100 d	Tue 16/1/24	Thu 25/4/24	0 d		U/G Cable Pits / Ducts for BS / SFH / Plumbing Pipes / Rainwater Harvesting System / Irrigation Pipes																											
1570	Complete U/G Services & Utilities Works	0 d	Thu 25/4/24	Thu 25/4/24	0 d		Complete U/G Services & Utilities Works																											
1571	Backfilling Works	45 d	Sun 25/2/24	Wed 10/4/24	0 d		Backfilling Works																											
1572	Driving Ground Concreting Works	30 d	Wed 10/4/24	Fri 10/5/24	859.5 d		Driving Ground Concreting Works																											
1573	Finishing Works and Road Painting	16 d	Fri 10/5/24	Sun 26/5/24	848.5 d		Finishing Works and Road Painting																											
1574	Parking and Training Facilities	301 d	Wed 10/1/24	Tue 5/11/24	698 d		Parking and Training Facilities																											
1575	Excavation for Underground Service and Utilities Works	40 d	Wed 10/1/24	Sun 18/2/24	0 d		Excavation for Underground Service and Utilities Works																											
1576	U/G Drainage Installation	60 d	Thu 25/1/24	Sun 24/3/24	0 d		U/G Drainage Installation																											
1577	Concrete Surround Works	14 d	Wed 20/3/24	Tue 2/4/24	0 d		Concrete Surround Works																											
1578	Earthing Installation Works	30 d	Sat 24/2/24	Sun 24/3/24	0 d		Earthing Installation Works																											
1579	Backfill	30 d	Wed 27/3/24	Thu 25/4/24	0 d		Backfill																											
1580	U/G Cable Pits / Ducts for BS / SFH / Plumbing Pipes / Rainwater Harvesting System / Irrigation Pipes	60 d	Fri 26/4/24	Mon 24/6/24	0 d		U/G Cable Pits / Ducts for BS / SFH / Plumbing Pipes / Rainwater Harvesting System / Irrigation Pipes																											
1581	Complete U/G Services & Utilities Works	0 d	Mon 24/6/24	Mon 24/6/24	0 d		Complete U/G Services & Utilities Works																											
1582	Backfilling Works	45 d	Wed 5/6/24	Fri 19/7/24	0 d		Backfilling Works																											
1583	Driving Ground Concreting Works	30 d	Sat 20/7/24	Sun 18/8/24	764 d		Driving Ground Concreting Works																											
1584	Finishing Works and Road Painting	15 d	Tue 22/10/24	Tue 5/11/24	685 d		Finishing Works and Road Painting																											
1585	Braking Training (Block 4)	282 d	Tue 17/10/23	Wed 24/7/24	802 d		Braking Training (Block 4)																											
1586	Excavation for Underground Service and Utilities Works	55 d	Tue 17/10/23	Sun 10/12/23	0 d		Excavation for Underground Service and Utilities Works																											



Baseline Milestone	◇ Milestone Summary	◆ Manual Task	Start-only	Path Driving Predecessor Milestone Task	◇ Milestone Summary
Baseline Summary	▬ Duration-only	▬ Duration-only	▬ Finish-only	▬ Path Driving Predecessor Summary Task	▬ Duration-only
Task	▬ Inactive Milestone	▬ Manual Summary Rollup	▬ External Tasks	▬ Path Driving Predecessor Normal Task	▬ Inactive Milestone
Critical Task	▬ Inactive Summary Manual Summary	▬ External Milestone	▬ Baseline	▬ Inactive Summary

Programme

ID	Task	Duration	Start	Finish	Total Slack	Time Risk Allowance	2023			2024			2025			2026			2027				
							Qtr 4, 2022	Qtr 1, 2023	Qtr 2, 2023	Qtr 3, 2023	Qtr 4, 2023	Qtr 1, 2024	Qtr 2, 2024	Qtr 3, 2024	Qtr 4, 2024	Qtr 1, 2025	Qtr 2, 2025	Qtr 3, 2025	Qtr 4, 2025	Qtr 1, 2026	Qtr 2, 2026	Qtr 3, 2026	Qtr 4, 2026
1587	Excavation for Underground Service and Utilities Works	45 d	Tue 17/10/23	Thu 30/11/23	0 d																		
1588	NICE003 - 10 days EOT Claimed	10 d	Fri 1/12/23	Sun 10/12/23	0 d																		
1589	U/G Drainage Installation	60 d	Sat 16/12/23	Tue 13/2/24	0 d																		
1590	Concrete Surround Works	14 d	Fri 9/2/24	Thu 22/2/24	0 d																		
1591	Earthing Installation Works	40 d	Wed 6/12/23	Sun 14/1/24	0 d																		
1592	Backfill	30 d	Fri 16/2/24	Sat 16/3/24	0 d																		
1593	U/G Cable Pits / Ducts for BS / SFH / Plumbing Pipes / Rainwater Harvesting System / Irrigation Pipes	60 d	Sun 17/3/24	Wed 15/5/24	870 d																		
1594	Complete U/G Services & Utilities Works	0 d	Wed 15/5/24	Wed 15/5/24	870 d																		
1595	Backfilling Works	45 d	Fri 26/4/24	Sun 9/6/24	800 d																		
1596	Driving Ground Concreting Works	30 d	Mon 10/6/24	Tue 9/7/24	800 d																		
1597	Finishing Works and Road Painting	15 d	Wed 10/7/24	Wed 24/7/24	800 d																		
1598	Skid Pan (Block 5)	227 d	Fri 1/12/23	Sun 14/7/24	812 d																		
1599	Excavation for Underground Service and Utilities Works	40 d	Fri 1/12/23	Tue 9/1/24	0 d																		
1600	U/G Drainage Installation	50 d	Sat 16/12/23	Sat 3/2/24	0 d																		
1601	Concrete Surround Works	14 d	Tue 30/1/24	Mon 12/2/24	0 d																		
1602	Earthing Installation Works	35 d	Mon 15/1/24	Sun 18/2/24	0 d																		
1603	Backfill	30 d	Tue 6/2/24	Wed 6/3/24	0 d																		
1604	U/G Cable Pits / Ducts for BS / SFH / Plumbing Pipes / Rainwater Harvesting System / Irrigation Pipes	60 d	Thu 7/3/24	Sun 5/5/24	0 d																		
1605	Complete U/G Services & Utilities Works	0 d	Sun 5/5/24	Sun 5/5/24	880 d																		
1606	Backfilling Works	45 d	Tue 16/4/24	Thu 30/5/24	810 d																		
1607	Driving Ground Concreting Works	30 d	Fri 31/5/24	Sat 29/6/24	799 d																		
1608	Finishing Works and Road Painting	15 d	Sun 30/6/24	Sun 14/7/24	799 d																		
1609	4-WD Training Ground (Block 6 and Block 9)	272 d	Sat 30/3/24	Thu 26/12/24	647 d																		
1610	Excavation for Underground Service and Utilities Works	40 d	Sat 30/3/24	Wed 8/5/24	0 d																		
1611	U/G Drainage Installation	45 d	Sun 14/4/24	Tue 28/5/24	0 d																		
1612	Concrete Surround Works	14 d	Fri 24/5/24	Thu 6/6/24	0 d																		
1613	Earthing Installation Works	30 d	Tue 14/5/24	Wed 12/6/24	0 d																		
1614	Backfill	30 d	Fri 31/5/24	Sat 29/6/24	0 d																		
1615	U/G Cable Pits / Ducts for BS / SFH / Plumbing Pipes / Rainwater Harvesting System / Irrigation Pipes	150 d	Sun 30/6/24	Tue 26/11/24	0 d																		
1616	Complete U/G Services & Utilities Works	30 d	Wed 28/8/24	Thu 26/12/24	645 d																		
1617	Backfilling Works	45 d	Fri 9/8/24	Sun 22/9/24	698 d																		
1618	Driving Ground Concreting Works	27 d	Mon 23/9/24	Sat 19/10/24	687 d																		
1619	Finishing Works and Road Painting	15 d	Sun 20/10/24	Sun 3/11/24	687 d																		
1620	2-WD and 4-WD Training Ground (Block 7)	312 d	Mon 19/2/24	Thu 26/12/24	647 d																		



Baseline Milestone	◇ Milestone Summary	◆ Manual Task	■ Start-only	▬ Path Driving Predecessor Milestone Task	◆ Milestone Task
Baseline Summary	▬ Duration-only	▬ Duration-only	▬ External Tasks	▬ Path Driving Predecessor Summary Task	▬ Milestone Task
Task	▬ Inactive Milestone	▬ Manual Summary Rollup	▬ External Milestone	▬ Path Driving Predecessor Normal Task	▬ Milestone Task
Critical Task	▬ Inactive Summary Manual Summary		▬ Baseline	▬ Milestone Task

Programme

ID	Task	Duration	Start	Finish	Total Slack	Time Risk Allowance	2023			2024			2025			2026			2027			
							Qtr 4, 2022	Qtr 1, 2023	Qtr 2, 2023	Qtr 3, 2023	Qtr 4, 2023	Qtr 1, 2024	Qtr 2, 2024	Qtr 3, 2024	Qtr 4, 2024	Qtr 1, 2025	Qtr 2, 2025	Qtr 3, 2025	Qtr 4, 2025	Qtr 1, 2026	Qtr 2, 2026	Qtr 3, 2026
1621	Excavation for Underground Service and Utilities Works	40 d	Mon 19/2/24	Fri 29/3/24	0 d																	
1622	U/G Drainage Installation	55 d	Tue 5/3/24	Sun 28/4/24	0 d																	
1623	Concrete Surround Works	14 d	Wed 24/4/24	Tue 7/5/24	0 d																	
1624	Earthing Installation Works	30 d	Thu 4/4/24	Fri 3/5/24	0 d																	
1625	Backfill	30 d	Wed 1/5/24	Thu 30/5/24	0 d																	
1626	U/G Cable Pits / Ducts for BS / SFH / Plumbing Pipes / Rainwater Harvesting System / Irrigation Pipes	150 d	Fri 31/5/24	Sun 27/10/24	0 d																	
1627	Complete U/G Services & Utilities Works	60 d	Mon 29/7/24	Thu 26/12/24	645 d																	
1628	Backfilling Works	45 d	Wed 10/7/24	Fri 23/8/24	15 d																	
1629	Driving Ground Concreting Works	30 d	Sat 24/8/24	Sun 22/9/24	725 d																	
1630	Finishing Works and Road Painting	15 d	Mon 23/9/24	Mon 7/10/24	714 d																	
1631	Gas Filing Station (Block 8)	253 d	Thu 9/5/24	Thu 16/1/25	626 d																	
1632	Excavation for Underground Service and Utilities Works	50 d	Thu 9/5/24	Thu 27/6/24	0 d																	
1633	U/G Drainage Installation	45 d	Fri 24/5/24	Sun 7/7/24	624 d																	
1634	Concrete Surround Works	14 d	Mon 8/7/24	Sun 21/7/24	613 d																	
1635	Earthing Installation Works	30 d	Sat 13/7/24	Sun 11/8/24	771 d																	
1636	Backfill	34 d	Wed 17/7/24	Mon 19/8/24	613 d																	
1637	U/G Cable Pits / Ducts for BS / SFH / Plumbing Pipes / Rainwater Harvesting System / Irrigation Pipes	150 d	Tue 20/8/24	Thu 16/1/25	613 d																	
1638	Complete U/G Services & Utilities Works	0 d	Thu 16/1/25	Thu 16/1/25	613 d																	
1639	Backfilling Works	30 d	Mon 9/9/24	Tue 8/10/24	685 d																	
1640	Driving Ground Concreting Works	13 d	Wed 9/10/24	Mon 21/10/24	685 d																	
1641	Finishing Works and Road Painting	12 d	Tue 22/10/24	Sat 2/11/24	685 d																	
1642	Boundary Fencing, Planters & RC Structures	75 d	Thu 28/11/24	Mon 10/2/25	576 d																	
1643	Boundary Fence Wall Structures	45 d	Thu 28/11/24	Sat 11/1/25	574 d	0 d																
1644	Planter Wall Structures	45 d	Sat 28/12/24	Mon 10/2/25	588 d	0 d																
1645	Complete Boundary Fencing, Planters & RC Structures	0 d	Mon 10/2/25	Mon 10/2/25	588 d	0 d																
1646	Underground Services & Utilities Works	120 d	Thu 30/11/23	Thu 28/3/24	308 d																	
1647	U/G Drainage Works	277 d	Sat 20/1/24	Tue 22/10/24	257 d	1 d																
1648	U/G Cable Pits / Ducts for BS / SFH / AC Water Pipes / Plumbing Pipes / Rainwater Harvesting System / Irrigation Pipes	277 d	Sat 20/1/24	Tue 22/10/24	545 d	1 d																
1649	Complete U/G Services & Utilities Works	0 d	Tue 22/10/24	Tue 22/10/24	545 d	0 d																
1650	Carriageway, Paving & Finishing	65 d	Tue 22/10/24	Thu 26/12/24	547 d	d																
1651	Steel & Metalworks	30 d	Mon 11/11/24	Tue 10/12/24	650 d	0 d																
1652	EVA / Carriageway & Paving Slabs	65 d	Wed 23/10/24	Thu 26/12/24	634 d	1 d																
1653	Finishings & Fitting-out Works	30 d	Wed 27/11/24	Thu 26/12/24	634 d	0 d																
1654	Complete Carriageway, Paving & Finishing Works	0 d	Thu 26/12/24	Thu 26/12/24	634 d	0 d																

中國建築聯營
CHINA STATE JOINT VENTURE

Baseline Milestone	◆ Milestone Summary	◆ Manual Task	■ Start-only	◆ Path Driving Predecessor Milestone Task
Baseline Summary	■ Duration-only	■ Duration-only	■ Finish-only	◆ Path Driving Predecessor Summary Task
Task	■ Inactive Milestone	■ Manual Summary Rollup	■ External Tasks	◆ Path Driving Predecessor Normal Task
Critical Task	■ Inactive Summary Manual Summary	■ External Milestone	■ Baseline

Layout Plan with major construction activities

Legend:

Foundation construction and associated works



- Soil Storage

- Excavation
- Soil removal
- U.U. Lead in and Pipe Duct Connection
- Construction of footings
- MIC installation

- Open cut excavation
- Soil removal
- Construction of footings

- Excavation
- Soil removal
- U.U. Lead in and Pipe Duct Connection
- MIC installation

- Open cut excavation
- Soil removal/ Soil Storage
- Backfilling
- U.U. Lead in and Pipe Duct Connection
- Construction of footings

- Excavation
- Soil removal
- U.U. Lead in and Pipe Duct Connection
- MIC installation

- Excavation
- Soil removal
- U.U. Lead in and Pipe Duct Connection
- MIC installation

- Open cut excavation
- Soil Removal

- Construction of superstructure

- Open cut excavation
- Soil Removal
- Construction of footings

- Excavation
- Soil removal
- Construction of superstructure
- MIC installation

- Construction of footbridge

- Construction of substructure and superstructure
- U.U. Lead in and Pipe Duct Connection
- Backfilling

Major construction activities carried out in period of January 2025

Legend:

Foundation construction and associated works



- Soil Storage

- Excavation
- Soil removal
- U.U. Lead in and Pipe Duct Connection
- MIC installation

- MIC installation
- U.U. Lead in and Pipe Duct Connection

- Excavation
- Soil removal
- U.U. Lead in and Pipe Duct Connection
- MIC installation

- Excavation
- Soil removal
- U.U. Lead in and Pipe Duct Connection
- Construction of fence wall
- Painting

- Excavation
- Soil removal
- U.U. Lead in and Pipe Duct Connection
- MIC installation

- Excavation
- Soil removal
- U.U. Lead in and Pipe Duct Connection
- MIC installation

- Open cut excavation
- Soil removal
- Plate load test
- Construction of footings

- Open cut excavation
- Soil removal
- Construction of footings

- Backfilling
- Construction of superstructure

- Facade installation
- E&M installation

- Construction of footbridge

- Construction of substructure and superstructure
- U.U. Lead in and Pipe Duct Connection
- Backfilling

Major construction activities carried out in period of Feb ~ Apr 2025

Proactive Environmental Protection Proforma

Ref*	Proposed Construction Method	Location/Working Period	Anticipated Major Impacts	Recommended Mitigation Measures
EIA 3.9.1; EM&A Log 2.2	Open cut excavation	Kong Nga Po Site	Dust impact from excavation activities and earth moving	<ul style="list-style-type: none"> • Use of regular water spraying (once every 1.25 hours or 8 times per day) at all active works area exposed site surfaces and unpaved roads, particularly during dry weather • Deploy water bowser for regular water spraying to enhance dust suppression • Manual water spraying for dusty operation where inaccessible by water bowser • Speed control of site transportation • Stockpile of dusty materials will be covered by tarpaulin sheets to avoid wind-blown dust • Vehicles used for transporting dusty materials/spoils will be covered by mechanical cover before leaving the site • Wheel washing facilities will be provided and cleaning the wheel of all vehicles before leaving the site
EIA 4.4.6; EM&A Log 3.2			Noise Control	<ul style="list-style-type: none"> • Regular inspection and maintenance of plant & equipment in good condition

				<ul style="list-style-type: none"> • Enclose the noisy part of machineries with noise enclosure • Adopt of Quality Powered Mechanical Equipment (QPME) if possible
			Working in Restricted Hours	<ul style="list-style-type: none"> • Valid construction noise permit should be obtained and displayed on site • In case of non-compliance with the construction noise criteria, more frequent monitoring and action should be carried out
EIA 5.6.1.2; EM&A Log 4.2			Water Pollution Control	<ul style="list-style-type: none"> • Cover the stockpiles of construction materials to reduce the potential for water pollution • Provide wastewater treatment facilities prior to discharge of wastewater • Regular inspection and maintenance of wastewater treatment facilities • Wastewater pumped out of the excavation areas will be treated to remove suspended solids prior to discharge • Hard paving or well-compact of main haul road to minimize washout of soil • Wheels of all vehicles and plants will be cleaned before leaving the work areas to remove sediment, soil and debris from the tracked. The wastewater will be treated and reused on site or discharged.
EIA 7.5.1.1 &			Waste Generation	<ul style="list-style-type: none"> • Training of site personnel in proper waste management and

7.5.1.2; EM&A Log 6.2				<p>chemical handling procedures</p> <ul style="list-style-type: none"> • Proper storage and sorting of excavated inert materials to maximize on site reuse for backfilling • Surplus inert C&D materials will be disposed of at designated Government's PFRF.
EIA 7.5.1.4; EM&A Log 6.2			Chemical Waste	<ul style="list-style-type: none"> • Chemical waste should be stored at chemical waste container and collected by a licensed collector to transport and dispose of at the approved Chemical Waste Treatment Centre • Drip tray and chemical spillage kit will be provided on site
EIA 9.7.1 and EM&A Log 8.3			Ecology Concern	<ul style="list-style-type: none"> • Provide training to frontline workers for the conservative species • Provision of protective fence for the conservative species • Regular inspection for concerned vegetation and conservative species
EIA Table 10.11; EM&A Table 9.1			Landscape and Visual Impact	<ul style="list-style-type: none"> • Preservation of existing trees will be undertaken in accordance with DEVB TC(W) 7/2015 and Guidelines for Tree Risk Assessment and Management Arrangement • Restrict construction area to minimize the impact on existing retained trees
EIA 3.9.1; EM&A Log 2.2	Soil Removal	Kong Nga Po Site	Dust impact from excavation activities and earth	<ul style="list-style-type: none"> • Use of regular water spraying (once every 1.25 hours or 8 times per day) at all active works area exposed site surfaces and unpaved roads, particularly during dry weather

			moving	<ul style="list-style-type: none"> • Water spraying during loading and unloading of excavated materials • Vehicles used for transporting dusty materials/spoils will be covered by mechanical cover before leaving the site • Deploy water bowser for regular water spraying to enhance dust suppression • Speed control of site transportation • Stockpile of dusty materials will be covered by tarpaulin sheets to avoid wind-blown dust • Wheel washing facilities will be provided and cleaning the wheel of all vehicles before leaving the site
EIA 4.4.6; EM&A Log 3.2			Noise Control	<ul style="list-style-type: none"> • Regular inspection and maintenance of plant & equipment in good condition • Enclose the noisy part of machineries with noise enclosure • Adopt of Quality Powered Mechanical Equipment (QPME) if possible
			Working in Restricted Hours	<ul style="list-style-type: none"> • Valid construction noise permit should be obtained and displayed on site • In case of non-compliance with the construction noise criteria, more frequent monitoring and action should be carried out
EIA 5.6.1.2; EM&A Log 4.2			Water Pollution Control	<ul style="list-style-type: none"> • Cover the stockpiles of excavated materials to reduce the potential for water pollution

				<ul style="list-style-type: none"> • Provide wastewater treatment facilities prior to discharge of wastewater • Regular inspection and maintenance of wastewater treatment facilities • Wheels of all vehicles and plants will be cleaned before leaving the work areas to remove sediment, soil and debris from the tracked. The wastewater will be treated and reused on site or discharged.
EIA 7.5.1.1 & 7.5.1.2; EM&A Log 6.2			Waste Generation	<ul style="list-style-type: none"> • Training of site personnel in proper waste management and chemical handling procedures • Proper storage and sorting of excavated inert materials to maximize on site reuse for backfilling • Surplus inert C&D materials will be disposed of at designated Government's PFRF.
EIA 7.5.1.4; EM&A Log 6.2			Chemical Waste	<ul style="list-style-type: none"> • Chemical waste should be stored at chemical waste container and collected by a licensed collector to transport and dispose of at the approved Chemical Waste Treatment Centre • Drip tray and chemical spillage kit will be provided on site
EIA 9.7.1 and EM&A Log 8.3			Ecology Concern	<ul style="list-style-type: none"> • Provide training to frontline workers for the conservative species • Provision of protective fence for the conservative species • Regular inspection for concerned vegetation and conservative

				species
EIA Table 10.11; EM&A Table 9.1			Landscape and Visual Impact	<ul style="list-style-type: none"> • Preservation of existing trees will be undertaken in accordance with DEVB TC(W) 7/2015 and Guidelines for Tree Risk Assessment and Management Arrangement • Restrict construction area to minimize the impact on existing retained trees
EIA 3.9.1; EM&A Log 2.2	Construction of footings	Kong Nga Po Site	Air	<ul style="list-style-type: none"> • Regular inspection and maintenance of plant and equipment in good condition • Regularly clean up stockpiles and debris to avoid accumulation of materials • Dusty materials exceeding 20 bags shall be stored in area sheltered on top and the three sides or covered entirely by impervious sheeting.
EIA 4.4.6; EM&A Log 3.2			Noise Control	<ul style="list-style-type: none"> • Regular inspection and maintenance of plant & equipment in good condition • Enclose the noisy part of machineries with noise enclosure • Adopt of Quality Powered Mechanical Equipment (QPME) if possible
			Working in Restricted Hours	<ul style="list-style-type: none"> • Valid construction noise permit should be obtained and displayed on site • In case of non-compliance with the construction noise criteria, more frequent monitoring and action should be carried out

EIA 5.6.1.2; EM&A Log 4.2			Water Pollution Control	<ul style="list-style-type: none"> Wheels of all vehicles and plants will be cleaned before leaving the work areas to remove sediment, soil and debris from the tracked. The wastewater will be treated and reused on site or discharged. Designated location for residual concrete washout Provide wastewater treatment facilities prior to discharge of wastewater
EIA 7.5.1.4; EM&A Log			Chemical Waste	<ul style="list-style-type: none"> Drip tray and chemical spillage kit shall be provided on site
EIA 9.7.1 and EM&A Log 8.3			Ecology Concern	<ul style="list-style-type: none"> Provide training to frontline workers for the conservative species Provision of protective fence for the conservative species Regular inspection for concerned vegetation and conservative species
EIA Table 10.11; EM&A Table 9.1			Landscape and Visual Impact	<ul style="list-style-type: none"> Preservation of existing trees will be undertaken in accordance with DEVB TC(W) 7/2015 and Guidelines for Tree Risk Assessment and Management Arrangement Implement temporary traffic arrangement which control construction area to minimize landscape and visual impacts
EIA 3.9.1; EM&A Log 2.2	Construction of substructure and	Kong Nga Po Site	Air	<ul style="list-style-type: none"> Regular inspection and maintenance of plant and equipment in good condition Regularly clean up stockpiles and debris to avoid

	superstructure		<ul style="list-style-type: none"> accumulation of materials Dusty materials exceeding 20 bags shall be stored in area sheltered on top and the three sides or covered entirely by impervious sheeting.
EIA 4.4.6; EM&A Log 3.2		Noise Control	<ul style="list-style-type: none"> Regular inspection and maintenance of plant & equipment in good condition Enclose the noisy part of machineries with noise enclosure Adopt of Quality Powered Mechanical Equipment (QPME) if possible
		Working in Restricted Hours	<ul style="list-style-type: none"> Valid construction noise permit should be obtained and displayed on site In case of non-compliance with the construction noise criteria, more frequent monitoring and action should be carried out
EIA 5.6.1.2; EM&A Log 4.2		Water Pollution Control	<ul style="list-style-type: none"> Cover the stockpiles of construction materials to reduce the potential for water pollution Provide wastewater treatment facilities prior to discharge of wastewater Wastewater generated from surface runoff shall be treated prior to discharge Manholes should be temporarily sealed to prevent silt, construction materials or debris from entering the drainage system.

EIA 7.5.1.1; EM&A Log 6.2			Waste Management	<ul style="list-style-type: none"> • Cover stockpiles of C&D materials by impervious sheets to avoid wind-blown dust. • Spray water on all dusty materials including C&D materials immediately prior to any loading transfer operation • Segregation and storage of different types of waste in different containers or skips to enhance reuse or recycling of materials and their proper disposal
EIA 7.5.1.4; EM&A Log 6.2			Chemical Waste	<ul style="list-style-type: none"> • Drip tray and chemical spillage kit shall be provided on site
EIA 9.7.1 and EM&A Log 8.3			Ecology Concern	<ul style="list-style-type: none"> • Provide training to frontline workers for the conservative species • Provision of protective fence for the conservative species • Regular inspection for concerned vegetation and conservative species
EIA Table 10.11; EM&A Table 9.1			Landscape and Visual Impact	<ul style="list-style-type: none"> • Preservation of existing trees will be undertaken in accordance with DEVB TC(W) 7/2015 and Guidelines for Tree Risk Assessment and Management Arrangement • Implement temporary traffic arrangement which control construction area to minimize landscape and visual impacts
EIA 3.9.1; EM&A Log 2.2	Construction of footbridge	Kong Nga Po Site	Air	<ul style="list-style-type: none"> • Regular inspection and maintenance of plant and equipment in good condition

				<ul style="list-style-type: none"> • Water spraying during loading and unloading of excavated materials • Regularly clean up stockpiles and debris to avoid accumulation of materials • Dusty materials exceeding 20 bags shall be stored in area sheltered on top and the three sides or covered entirely by impervious sheeting.
EIA 4.4.6; EM&A Log 3.2			Noise Control	<ul style="list-style-type: none"> • Regular inspection and maintenance of plant & equipment in good condition • Adopt of Quality Powered Mechanical Equipment (QPME) if possible
			Working in Restricted Hours	<ul style="list-style-type: none"> • Valid construction noise permit should be obtained and displayed on site • In case of non-compliance with the construction noise criteria, more frequent monitoring and action should be carried out
EIA 5.6.1.2; EM&A Log 4.2			Water Pollution Control	<ul style="list-style-type: none"> • Cover the stockpiles of construction materials to reduce the potential for water pollution • Provide wastewater treatment facilities prior to discharge of wastewater • Wastewater generated from surface runoff shall be treated prior to discharge
EIA 7.5.1.1;			Waste	<ul style="list-style-type: none"> • Cover stockpiles of C&D materials by impervious sheets to

EM&A Log 6.2			Management	<p>avoid wind-blown dust.</p> <ul style="list-style-type: none"> • Spray water on all dusty materials including C&D materials immediately prior to any loading transfer operation • Segregation and storage of different types of waste in different containers or skips to enhance reuse or recycling of materials and their proper disposal
EIA 7.5.1.4; EM&A Log 6.2			Chemical Waste	<ul style="list-style-type: none"> • Drip tray and chemical spillage kit shall be provided on site
EIA Table 10.11; EM&A Table 9.1			Landscape and Visual Impact	<ul style="list-style-type: none"> • Preservation of existing trees will be undertaken in accordance with DEVB TC(W) 7/2015 and Guidelines for Tree Risk Assessment and Management Arrangement • Implement temporary traffic arrangement which control construction area to minimize landscape and visual impacts
EIA 3.9.1; EM&A Log 2.2	Backfilling	Kong Nga Po Site	Air	<ul style="list-style-type: none"> • Deploy water bowser for regular water spraying to enhance dust suppression • Manual water spraying for dusty operation where inaccessible by water bowser • Speed control of site transportation • Stockpile of dusty materials will be covered by tarpaulin sheets to avoid wind-blown dust • Vehicles used for transporting dusty materials/spoils will be covered by mechanical cover before leaving the site

				<ul style="list-style-type: none"> • Wheel washing facilities will be provided and cleaning the wheel of all vehicles before leaving the site
EIA 4.4.6; EM&A Log 3.2			Noise Control	<ul style="list-style-type: none"> • Regular inspection and maintenance of plant & equipment in good condition • Enclose the noisy part of machineries with noise enclosure • Adopt of Quality Powered Mechanical Equipment (QPME) if possible
			Working in Restricted Hours	<ul style="list-style-type: none"> • Valid construction noise permit should be obtained and displayed on site • In case of non-compliance with the construction noise criteria, more frequent monitoring and action should be carried out
EIA 5.6.1.2; EM&A Log 4.2			Water Pollution Control	<ul style="list-style-type: none"> • Cover the stockpiles of construction materials to reduce the potential for water pollution • Provide wastewater treatment facilities prior to discharge of wastewater • Regular inspection and maintenance of wastewater treatment facilities • Wastewater pumped out of the excavation areas will be treated to remove suspended solids prior to discharge • Hard paving or well-compact of main haul road to minimize washout of soil • Wheels of all vehicles and plants will be cleaned before


				leaving the work areas to remove sediment, soil and debris from the tracked. The wastewater will be treated and reused on site or discharged.
EIA 7.5.1.1 & 7.5.1.2; EM&A Log 6.2			Waste Generation	<ul style="list-style-type: none"> • Training of site personnel in proper waste management and chemical handling procedures • Proper storage and sorting of excavated inert materials to maximize on site reuse for backfilling • Surplus inert C&D materials will be disposed of at designated Government's PFRF or reuse at other contracts.



**EIA Ref/ EM&A Log/ Design Document Ref*



***Details of equipment, vehicles, plants, processes, technologies for the construction method*

Design and Construction of Kong Nga Po Police Training Facilities
Proactive Environmental Protection Proforma

Working Period: January 2025

Ref*	Proposed Construction Method	Location/Working Period	Anticipated Major Impacts	Recommended Mitigation Measures	Photo Records (Partial)
EIA 3.9.1; EM&A Log 2.2	Open cut excavation	Kong Nga Po Site	Dust impact	<ul style="list-style-type: none"> • Manual water spraying for dust suppression • Regular inspection and maintenance of plant and equipment in good condition • Cover stockpile with impervious sheets or grout • Provide wheel washing facility at site entrance 	 <p>By subcontractor at KNP site</p>

					 <p>15.01.2025</p> <p>By subcontractor at KNP site</p>
<p>EIA 4.4.6; EM&A Log 3.2</p>			<p>Noise</p>	<ul style="list-style-type: none"> • Regular inspection and maintenance of plant & equipment in good condition • Deploy Quality Powered Mechanical Equipment (QPME) if possible • Valid construction noise permit should be displayed at site entrance. 	 <p>By main contractor at KNP site</p>

					 <p>By main contractor at KNP site</p>
<p>EIA 9.7.1 and EM&A Log 8.3</p>			<p>Ecology Concern</p>	<ul style="list-style-type: none"> • Provide training to workers about the conservative species • Provision of protective fence for the conservative species • Regular inspection for concerned vegetation and conservative species 	 <p>By main contractor at KNP site</p>



--	--	--	--	--







By subcontractor at KNP site






By subcontractor at KNP site



<p>EIA 3.9.1; EM&A Log 2.2</p>	<p>Soil Removal</p>	<p>Kong Nga Po Site</p>	<p>Air</p>	<ul style="list-style-type: none"> • Deploy water bowser for regular water spraying to enhance dust suppression • Cover dusty materials with impervious sheets • Exposed slopes covered with waterproof layers such as tarpaulin sheets or grout to reduce the potential for sediment laden runoff entering the drainage system. • The speed of the trucks within the site should be controlled to about 10km/hour in order to reduce adverse dust impacts and secure the safe movement around the site. 	 <p>By main contractor at KNP site</p>  <p>By main contractor at KNP site</p>
--	---------------------	-------------------------	------------	--	--



					 <p>By main contractor at KNP site</p>
<p>EIA 4.4.6; EM&A Log 3.2</p>			<p>Noise</p>	<ul style="list-style-type: none"> • Regular inspection and maintenance of plant & equipment in good condition • Deploy Quality Powered Mechanical Equipment (QPME) if possible 	 <p>By main contractor at KNP site</p>

<p>EIA 5.6.1.2 and EM&A Log 4.2</p>			<p>Water Quality</p>	<ul style="list-style-type: none"> • Cover exposed slopes with impervious sheets or cement grout. • Wastewater pumped out of the excavation areas shall be treated to remove suspended solid prior to discharge. • Provide desilting/ sedimentation devices for wastewater treatment prior to discharge. • Provide drip tray to prevent spillage of fuels 	 <p>By main contractor at KNP site</p>  <p>By main contractor at KNP site</p>
---	--	--	----------------------	---	---

					 <p data-bbox="1541 639 1939 667">By main contractor at KNP site</p>
<p data-bbox="203 735 376 911">EIA Table 10.11; EM&A Table 9.1</p>			<p data-bbox="889 735 1111 815">Landscape and Visual Impact</p>	<ul data-bbox="1137 735 1518 1294" style="list-style-type: none"> <li data-bbox="1137 735 1518 1102">• Preservation of existing trees will be undertaken in accordance with DEVB TC(W) 7/2015 and Guidelines for Tree Risk Assessment and Management Arrangement <li data-bbox="1137 1118 1518 1294">• Implement temporary traffic arrangement which control construction area to 	 <p data-bbox="1541 1123 1939 1150">By main contractor at KNP site</p>

				<p>minimize landscape and visual impacts</p> <ul style="list-style-type: none">• Minimize visual impact during construction stage. Site office not visually prominent from public room and surrounding• Planting will take place as soon the planting area is installed with subsoil drainage• Decorative hoarding is provided (Refer to photo).	 <p>By main contractor at KNP site</p>
--	--	--	--	--	---

<p>EIA 3.9.1; EM&A Log 2.2</p>	<p>Construction of footings, substructure and superstructure</p>	<p>Kong Nga Po Site</p>	<p>Air</p>	<ul style="list-style-type: none"> • Cover dusty materials with impervious sheets • Exposed slopes covered with waterproof layers such as tarpaulin sheets or grout to reduce the potential for sediment laden runoff entering the drainage system. • Provide wheel washing facility at site entrance 	 <p>By main contractor at KNP site</p>  <p>By subcontractor at KNP site</p>
--	--	-------------------------	------------	--	--

					 <p data-bbox="1541 639 1912 671">By subcontractor at KNP site</p>
<p data-bbox="203 687 376 815">EIA 4.4.6; EM&A Log 3.2</p>			<p data-bbox="887 687 965 719">Noise</p>	<ul data-bbox="1137 687 1518 863" style="list-style-type: none"> <li data-bbox="1137 687 1518 863">Valid construction noise permit should be obtained and displayed on site 	 <p data-bbox="1541 1074 1939 1106">By main contractor at KNP site</p>

EIA 5.6.1.3
and EM&A
Log 4.2

Water Quality

- Surface water from concrete batching areas and the rest of the site should be separated as far as possible.
- Temporary drainage is free of obstruction.
- Gullies are sealed to prevent silt or debris from entering the drainage system.



By subcontractor at KNP site



By subcontractor at KNP site

--	--	--	--	--



By main contractor at KNP site



By main contractor at KNP site

--	--	--	--	--



By main contractor at KNP site



By main contractor at KNP site

EIA 7.5.1.2
and EM&A
Log 6.2

Waste
Management

- Segregation and storage of different types of waste in different containers or skips or stockpiles to enhance reuse or recycling of materials and their proper disposal
- Sort non-inert C&D materials to recover any recyclable portions



By main contractor at KNP site



By main contractor at KNP site

APPENDIX B
ACTION AND LIMIT LEVELS

Appendix B - Action and Limit Levels**Table B-1 Action and Limit Levels for 1-hour TSP**

Monitoring station	Action Level (ug/m ³)	Limit Level (ug/m ³)
AM1	308	500
AM2	311	

Table B-2 Action and Limit Levels for Construction Noise

Time Period	Action Level	Limit Level
0700-1900 hours on normal weekdays	When one documented complaint is received	75 dB(A)

Noted:

If works are to be carried during restricted hours, the conditions stipulated in the construction noise permit issued by the Noise Control Authority have to be followed.

**APPENDIX C
COPIES OF CALIBRATION
CERTIFICATES**

Certificate of Calibration

Certificate No. ATS25-008-CC001

Customer: Ka Shing Facilities Management Limited

Flat C, 14/F., Jing Ho Industrial Building,
78-84 Wing Lung Street, Tsuen Wan,
N.T., Hong Kong

Unit-under-test (UUT):

Description:	Sound Analyzer	,	Microphone	,	Pre-amplifier
Manufacturer:	Rion				
Type No.:	NL-53	,	UC-59	,	NH-25
Serial No.:	01130782	,	24906	,	33673

Conditions during calibration:

Temperature:	23°C
Relative Humidity:	65%

Test Specifications: Calibration Check

Date of Calibration: 23 January 2025

Test Results: All calibration points are within manufacturer's specification.

Certified by:



Mr. Ching Mau LAM / Quality Manager
MIOA, MHKIOA



Issue Date: 24 January 2025

- The instrument under test was allowed to stabilize in the laboratory for over 24 hours.
- Calibration equipment:

Description: Sound Calibrator
Manufacturer & Type: Brüel & Kjær 4231
Serial No.: 2478237
Last Calibration Date: 27 February 2024
Certificate No.: AV240026

The calibration equipment used for calibration is traceable to National Standards via Standards and Calibration Laboratory, the Government of the HKSAR.

- The Sound Analyzer has been calibrated in accordance with the requirements as specified in IEC 61672-1 Class 1, and vendor specific procedures.
- The values given in this certification only related to the values measured at the time of the calibration and any uncertainties quoted, if any, will not allow for the equipment long-term drift, variations with environmental changes, vibration and shock during transportation, overloading, mis-handling, or the capability of any other laboratory to repeat the calibration. Acoustic Testing Services Limited shall not be liable for any loss or damage resulting from the use of the equipment.
- Calibration Results

Setting of unit-under-test (UUT)				Applied value		UUT Reading, dB	IEC 61672-1 Class 1 Tolerance Limits, dB	Conclusion		
Range, dB	Parameter	Frequency Weighting	Response	Level, dB	Frequency, Hz					
30-130	SPL	A	F	94.00	1000	94.0	± 0.7	PASS		
			S			94.0	± 0.7	PASS		
			I			94.0	± 0.7	PASS		
		C	F			94.0	± 0.7	PASS		
			S			94.0	± 0.7	PASS		
			I			94.0	± 0.7	PASS		
		L	F			94.0	± 0.7	PASS		
			S			94.0	± 0.7	PASS		
			I			94.0	± 0.7	PASS		
		A	F			114.00	1000	114.0	± 0.7	PASS
			S					114.0	± 0.7	PASS
			I					114.0	± 0.7	PASS

All calibration points are within manufacturer's specification.

Certificate of Calibration

Certificate No. ATS24-112-CC001

Customer: **Ka Shing Facilities Management Limited**
Flat C, 14/F., Jing Ho Industrial Building,
78-84 Wing Lung Street, Tsuen Wan,
N.T., Hong Kong

Unit-under-test (UUT):

Description: Sound Calibrator
Manufacturer: SoundTEK
Type No.: ST-120
Serial No.: 210102628

Conditions during calibration:

Temperature: 25°C
Relative Humidity: 50%

Test Specifications: Calibration Check

Date of Calibration: 11 November 2024

Test Results: All calibration points are within manufacturer's specification.

Certified by:



Mr. Ching Mau LAM / Quality Manager
MIOA, MHKIOA

Issue Date: 11 November 2024

- The instrument under test was allowed to stabilize in the laboratory for over 24 hours.
- Calibration equipment:

Description:	Sound Analyzer	Reference Microphone
Manufacturer:	Brüel & Kjær	Brüel & Kjær
Type No.:	2270	4189
Serial No.:	3001883	2662797
Last Calibration Date:	14 March 2024	14 March 2024
Certificate No.:	AV240037	AV240037

The calibration equipment used for calibration is traceable to National Standards via Standards and Calibration Laboratory, the Government of the HKSAR.

- The values given in this certification only related to the values measured at the time of the calibration and any uncertainties quoted, if any, will not allow for the equipment long-term drift, variations with environmental changes, vibration and shock during transportation, overloading, mis-handling, or the capability of any other laboratory to repeat the calibration. Acoustic Testing Services Limited shall not be liable for any loss or damage resulting from the use of the equipment.
- Calibration Results

Nominal value dB	Measured value dB	IEC 60942 Class 1 Tolerance Limits dB	Conclusion	Expanded Measurement Uncertainty of Reference Microphone B&K 4189 at 1000 Hz dB
94.00	93.82	± 0.25	PASS	0.20
114.0	113.76	± 0.25	PASS	0.20

All calibration points are within manufacturer's specification.



High Precision Chemical Testing Ltd.

Rm 1904, Technology Park
18 On Lai Street, Shatin
NT, Hong Kong
Tel: +852 3841 4388 Website: <https://www.hpct.com.hk>



Report No. : 00657
Application No. : HP00516

Issue Date : 24 Apr 2024

Certificate of Calibration

Applicant : Ka Shing Facility Management Limited
Flat C, 14/ F, Jing Ho Industrial Building,
78-84 Wang Lung Street,
Tsuen Wan, N.T., Hong Kong

Sample Description : Submitted equipment stated to be Integrating Sound Level Meter.

Manufacturer: : BSWA Technology

Other information :

Model No.	BSWA 308
Serial No.	610062
Microphone No.	610373

Date Received : 16 Apr 2024

Test Period : 23 Apr 2024 to 23 Apr 2024

Test Requested : Performance checking for Sound Level Meter

Test Method : According to manufacturer instruction manual and internal method.

Test conditions : Room Temperature: 22-25 degree Celsius
Relative Humidity: 35-70%

Test Result : Refer to the test result(s) on page 2.

Remark : 1. Information of the sample description provided by the Applicant.
2. The result(s) relate only to the items tested or calibrated.

For and on behalf of
HIGH PRECISION CHEMICAL TESTING LIMITED

A handwritten signature in black ink, appearing to be 'Lee Wai Kit', written over a horizontal line.

Lee Wai Kit
Laboratory Manager

High Precision Chemical Testing Ltd.

Rm 1904, Technology Park
18 On Lai Street, Shatin
NT, Hong Kong
Tel: +852 3841 4388 Website: <https://www.hpct.com.hk>



Report No. : 00657
Application No. : HP00516

Issue Date : 24 Apr 2024

Certificate of Calibration

Measuring equipment :	Description	Sound Calibrator
	Manufacturer	Brüel & Kjær
	Model No.	TYPE 4231
	Serial No.	2326353
	Equipment No.	N-02-01

Date of Calibration : 23 Apr 2024
Date of Recommended Re-Calibration : 23 Apr 2025

Test Result :

Reference value, dB	Indication value, dB	Deviation, dB	Allowed deviation, dB
94.0	94.0	± 0.0	± 1.5
114.0	114.1	+ 0.1	± 1.5

Note : 1. "Instrument Readings" presents the figures shown on item under calibration / checking regardless of equipment precision or significant figures.
2. The indication value was obtained from the average of ten replicated measurement.

- End of report -

High Precision Chemical Testing Ltd.

Rm 1904, Technology Park
18 On Lai Street, Shatin
NT, Hong Kong
Tel: +852 3841 4388 Website: <https://www.hpct.com.hk>



Report No. : 00959
Application No. : HP00817

Issue Date : 23 Dec 2024

Certificate of Calibration

Applicant : Ka Shing Facility Management Limited
Flat C, 14/ F, Jing Ho Industrial Building,
78-84 Wang Lung Street,
Tsuen Wan, N.T., Hong Kong

Sample Description : Submitted equipment stated to be Dust Meter.

Manufacturer: : Met One Instruments

Other information :	Model No.	Aerocet 831
	Serial No.	D12641

Date Received : 12 Dec 2024

Test Period : 18 Dec 2024 to 22 Dec 2024

Test Requested : Performance checking for Dust Meter

Test Method : According to manufacturer instruction manual and internal method.

Test conditions : Environmental temperature: 20-35 degree Celsius
Relative Humidity: 35-85%

Test Result : Refer to the test result(s) on page 2.

- Remark : **1. Information of the sample description provided by the Applicant.**
2. The result(s) relate only to the items tested or calibrated.

For and on behalf of
HIGH PRECISION CHEMICAL TESTING LIMITED

A handwritten signature in black ink, appearing to be 'Lee Wai Kit', written over a horizontal line.

Lee Wai Kit
Laboratory Manager

Report No. : 00959
Application No. : HP00817

Issue Date : 23 Dec 2024

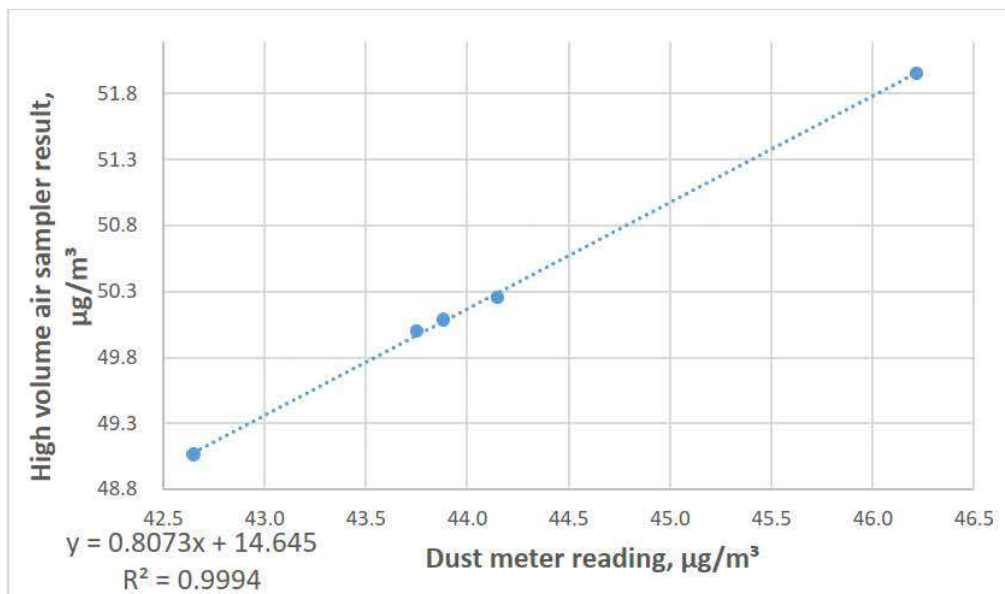
Certificate of Calibration

Measuring equipment	Description	High volume air sampler
	Manufacturer	Tisch Environmental, Inc.
	Model No.	TE-5170
	Serial No.	10379

Date of Calibration : 18 Dec 2024 to 22 Dec 2024
Date of Recommended Re-Calibration : 22 Feb 2025

Test Result : 1 hour Total suspended particulate (TSP)

Calibration Point	Average Dust Meter reading, $\mu\text{g}/\text{m}^3$	High volume air sampler results, $\mu\text{g}/\text{m}^3$
1	44.2	50.3
2	46.2	52.0
3	43.9	50.1
4	42.7	49.1
5	43.8	50.0



- Note** :
1. "Instrument Readings" presents the figures shown on item under calibration / checking regardless of equipment precision or significant figures.
 2. The coefficient of determination (R^2) of the calibration curve greater than 0.99 after a 5-point calibration, the dust meter complies with the specified requirements and deemed acceptable for use.

- End of report -

Certificate of Calibration

Calibration Certification Information			
Cal. Date: January 15, 2024	Rootsmeter S/N: 438320	Ta: 294	°K
Operator: Jim Tisch		Pa: 755.4	mm Hg
Calibration Model #: TE-5025A	Calibrator S/N: 3864		

Run	Vol. Init (m3)	Vol. Final (m3)	ΔVol. (m3)	ΔTime (min)	ΔP (mm Hg)	ΔH (in H2O)
1	1	2	1	1.4380	3.3	2.00
2	3	4	1	1.0270	6.4	4.00
3	5	6	1	0.9180	8.0	5.00
4	7	8	1	0.8750	8.9	5.50
5	9	10	1	0.7230	12.9	8.00

Data Tabulation						
Vstd (m3)	Qstd (x-axis)	$\sqrt{\Delta H \left(\frac{Pa}{Pstd} \right) \left(\frac{Tstd}{Ta} \right)}$ (y-axis)	Va	Qa (x-axis)	$\sqrt{\Delta H \left(Ta/Pa \right)}$ (y-axis)	
1.0031	0.6975	1.4195	0.9956	0.6924	0.8823	
0.9989	0.9727	2.0075	0.9915	0.9655	1.2477	
0.9968	1.0858	2.2444	0.9894	1.0778	1.3950	
0.9956	1.1378	2.3539	0.9882	1.1294	1.4631	
0.9903	1.3697	2.8390	0.9829	1.3595	1.7645	
QSTD	m=	2.11196	QA	m=	1.32248	
	b=	-0.05043		b=	-0.03134	
	r=	0.99998		r=	0.99998	

Calculations			
Vstd=	$\Delta Vol((Pa-\Delta P)/Pstd)(Tstd/Ta)$	Va=	$\Delta Vol((Pa-\Delta P)/Pa)$
Qstd=	Vstd/ΔTime	Qa=	Va/ΔTime
For subsequent flow rate calculations:			
Qstd=	$1/m \left(\left(\sqrt{\Delta H \left(\frac{Pa}{Pstd} \right) \left(\frac{Tstd}{Ta} \right)} \right) - b \right)$	Qa=	$1/m \left(\left(\sqrt{\Delta H \left(Ta/Pa \right)} \right) - b \right)$

Standard Conditions	
Tstd:	298.15 °K
Pstd:	760 mm Hg
Key	
ΔH: calibrator manometer reading (in H2O)	
ΔP: rootsmeter manometer reading (mm Hg)	
Ta: actual absolute temperature (°K)	
Pa: actual barometric pressure (mm Hg)	
b: intercept	
m: slope	

RECALIBRATION
US EPA recommends annual recalibration per 1998 40 Code of Federal Regulations Part 50 to 51, Appendix B to Part 50, Reference Method for the Determination of Suspended Particulate Matter in the Atmosphere, 9.2.17, page 30

High Precision Chemical Testing Ltd.

Rm 1904, Technology Park
18 On Lai Street, Shatin
NT, Hong Kong
Tel: +852 3841 4388 Website: <https://www.hpct.com.hk>



Report No. : 00958

Issue Date : 19 Dec 2024

Internal Report
Certificate of Calibration

Description : Equipment stated to be High volume air sampler.

Manufacturer: : Tisch Environmental, Inc.

Other information :

Model No.	TE-5170
Serial No.	10379

Test Period : 18 Dec 2024 to 18 Dec 2024

Test Requested : Performance checking for High volume air sampler

Test Method : According to manufacturer instruction manual and internal method.

Test conditions : Environmental temperature: 20-35 degree Celsius
Relative Humidity: 35-85%

Test Result : Refer to the test result(s) on page 2.

Remark : **The result(s) relate only to the items tested or calibrated.**

For and on behalf of
HIGH PRECISION CHEMICAL TESTING LIMITED

A handwritten signature in black ink, appearing to be "Lee Wai Kit", is written over a horizontal line.

Lee Wai Kit
Laboratory Manager

Report No. : 00958

Issue Date : 19 Dec 2024

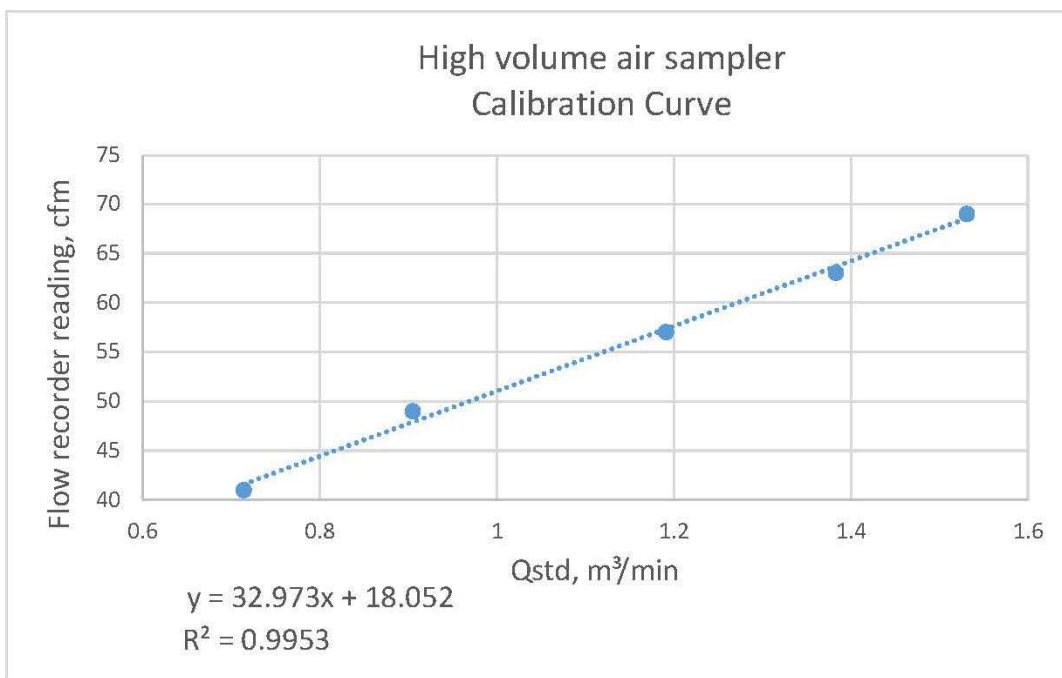
Internal Report Certificate of Calibration

Measuring equipment :

Description	Calibration Orifice
Manufacturer	Tisch Environmental, Inc.
Model No.	TE-5025A
Serial No.	3864

Test Result :

Qstd, Actual flow rate, m ³ /min	1.531	1.383	1.191	0.905	0.714
Flow recorder reading, cfm	69	63	57	49	41
Pressure, mm Hg	750				
Temperature, K	302				



Note : The coefficient of determination (R^2) of the calibration curve greater than 0.99 after a 5-point calibration, the high volume air sampler complies with the specified requirements and deemed acceptable for use.

- End of report -

**APPENDIX D
ENVIRONMENTAL MONITORING
SCHEDULES**

**Environmental Team for Police Facilities in Kong Nga Po
Impact Air Quality and Noise Monitoring Schedule
January-2025**

Sunday	Monday	Tuesday	Wednesday	Thursday	Friday	Saturday
			1-Jan	2-Jan	3-Jan	4-Jan
						1-hr TSPx3 (AM1, AM2) NM (NM9 to NM14)
5-Jan	6-Jan	7-Jan	8-Jan	9-Jan	10-Jan	11-Jan
					1-hr TSPx3 (AM1, AM2) NM (NM9 to NM14)	
12-Jan	13-Jan	14-Jan	15-Jan	16-Jan	17-Jan	18-Jan
				1-hr TSPx3 (AM1, AM2) NM (NM9 to NM14)		
19-Jan	20-Jan	21-Jan	22-Jan	23-Jan	24-Jan	25-Jan
			1-hr TSPx3 (AM1, AM2) NM (NM9 to NM14)			
26-Jan	27-Jan	28-Jan	29-Jan	30-Jan	31-Jan	
		1-hr TSPx3 (AM1, AM2) NM (NM9 to NM14)				

**Environmental Team for Police Facilities in Kong Nga Po
Impact Air Quality and Noise Monitoring Schedule
February-2025**

Sunday	Monday	Tuesday	Wednesday	Thursday	Friday	Saturday
						1-Feb
2-Feb	3-Feb	4-Feb	5-Feb	6-Feb	7-Feb	8-Feb
	1-hr TSPx3 (AM1, AM2)					1-hr TSPx3 (AM1, AM2) NM (NM9 to NM14)
9-Feb	10-Feb	11-Feb	12-Feb	13-Feb	14-Feb	15-Feb
					1-hr TSPx3 (AM1, AM2) NM (NM9 to NM14)	
16-Feb	17-Feb	18-Feb	19-Feb	20-Feb	21-Feb	22-Feb
				1-hr TSPx3 (AM1, AM2) NM (NM9 to NM14)		
23-Feb	24-Feb	25-Feb	26-Feb	27-Feb	28-Feb	
			1-hr TSPx3 (AM1, AM2) NM (NM9 to NM14)			

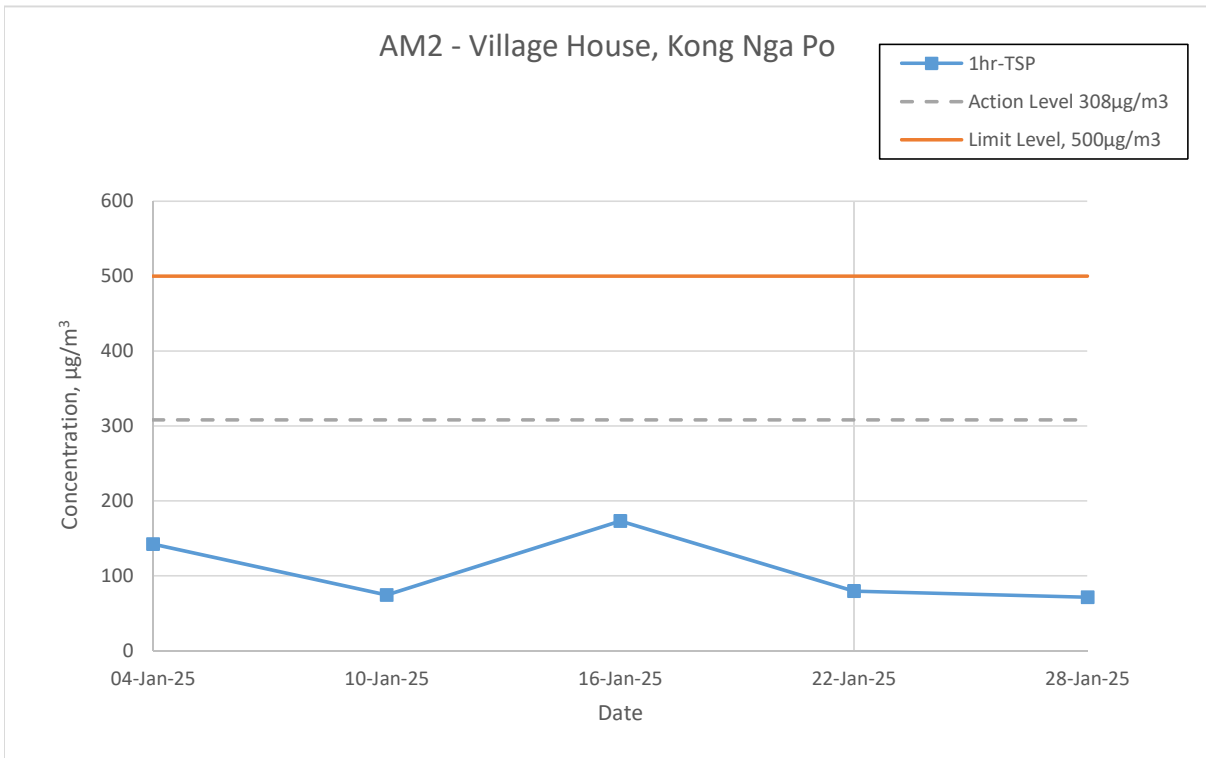
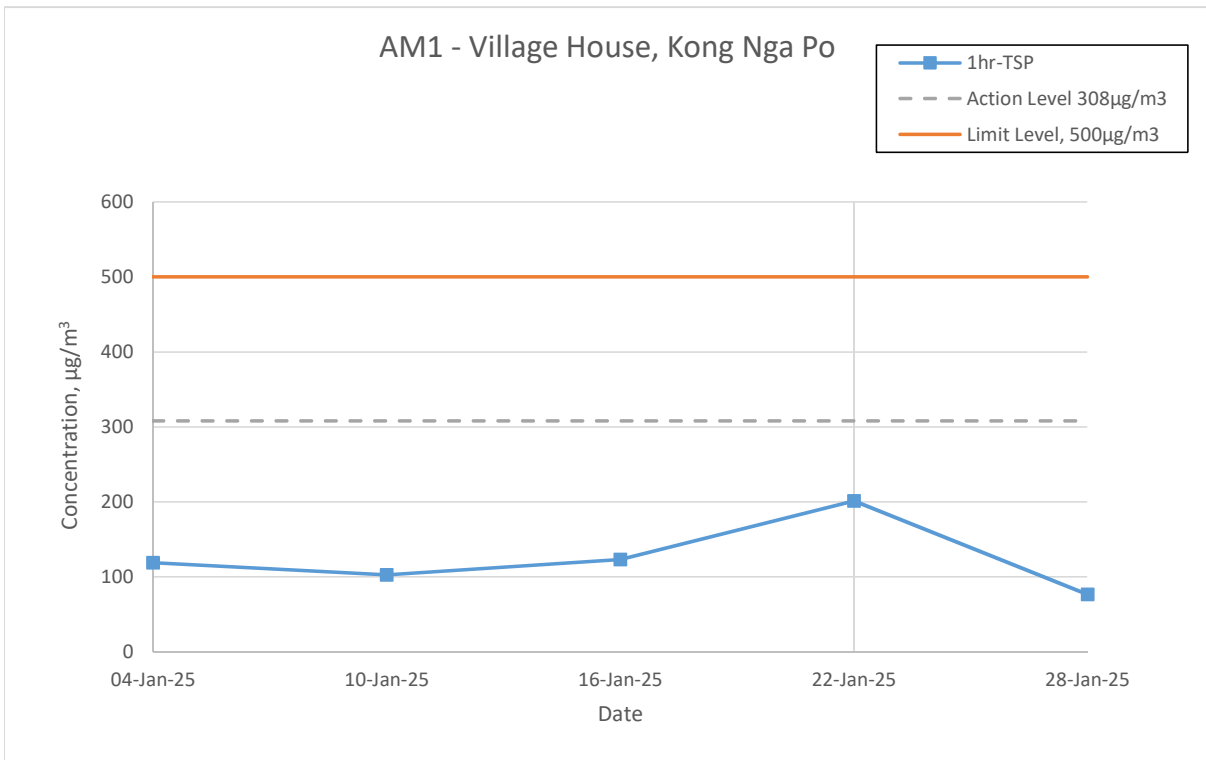
**APPENDIX E
AIR QUALITY MONITORING RESULTS
AND GRAPHICAL PRESENTATION**

Appendix E - 1-hour TSP Monitoring Results

Location AM1 - Village House, Kong Nga Po			
Date	Time	Weather	Particulate Concentration ($\mu\text{g}/\text{m}^3$)
04-Jan-25	9:08	Sunny	119
	10:08		80
	11:08		100
10-Jan-25	13:15	Sunny	103
	14:15		83
	16:15		26
16-Jan-25	13:09	Sunny	123
	14:09		97
	15:09		29
22-Jan-25	8:23	Sunny	201
	9:23		107
	10:23		151
28-Jan-25	13:53	Sunny	76
	14:53		98
	15:53		21
Minimum			21
Maximum			201
Average			94

Location AM2 - Village House, Kong Nga Po			
Date	Time	Weather	Particulate Concentration ($\mu\text{g}/\text{m}^3$)
04-Jan-25	13:11	Sunny	142
	14:11		149
	15:11		16
10-Jan-25	8:16	Sunny	74
	9:16		91
	10:16		75
16-Jan-25	8:02	Sunny	173
	9:02		169
	10:02		204
22-Jan-25	13:17	Sunny	80
	14:17		56
	15:17		63
28-Jan-25	8:29	Sunny	71
	9:29		82
	10:29		71
Minimum			16
Maximum			204
Average			101

1-hr TSP Concentration Levels



**APPENDIX F
NOISE MONITORING RESULTS AND
GRAPHICAL PRESENTATION**

Appendix F -Noise Monitoring Results

Location NM9 - Village House, Kong Nga Po									
Date	Weather	Wind Speed (m/s)	Time	Unit: dB(A) (5-min)			Average	Limit Level	Baseline
				L _{eq}	L ₁₀	L ₉₀			
04-Jan-25	Sunny	0.00	9:13	50.7	52.2	46.1	53.3	75.0	55.9
				49.8	51.0	44.5			
				59.3	56.1	44.3			
				49.1	51.7	44.3			
				48.4	50.3	44.1			
				48.9	51.8	44.6			
10-Jan-25	Sunny	0.29	11:21	54.4	56.3	47.8	61.9	75.0	55.9
				49.3	51.7	45.6			
				47.4	49.9	44.4			
				50.7	53.7	44.2			
				48.2	50.9	44.6			
				69.4	57.4	43.5			
16-Jan-25	Sunny	0.27	11:18	59.0	56.8	45.5	53.9	75.0	55.9
				48.5	50.6	45.5			
				49.2	51.5	45.1			
				50.6	54.1	44.7			
				54.1	56.9	43.9			
				51.6	54.2	47.4			
22-Jan-25	Sunny	0.01	8:23	49.2	51.6	43.3	49.9	75.0	55.9
				54.1	54.5	42.7			
				46.3	48.5	43.1			
				48.0	49.7	45.1			
				48.4	50.6	44.4			
				48.2	50.7	44.8			
28-Jan-25	Sunny	0.22	10:10	53.0	50.7	37.4	53.9	75.0	55.9
				48.7	49.9	39.7			
				59.4	60.6	38.1			
				54.5	53.3	39.8			
				43.4	44.1	39.6			
				43.8	46.4	38.8			

Location NM10 - Village House, Kong Nga Po									
Date	Weather	Wind Speed (m/s)	Time	Unit: dB(A) (5-min)			Average	Limit Level	Baseline
				L _{eq}	L ₁₀	L ₉₀			
04-Jan-25	Sunny	0.40	10:01	49.6	50.3	44.9	48.7	75.0	52.8
				50.1	52.2	44.5			
				49.2	52.7	44.5			
				48.2	51.1	44.5			
				46.0	47.9	43.1			
				47.8	49.7	45.1			
10-Jan-25	Sunny	0.02	10:46	59.0	56.7	48.8	54.5	75.0	52.8
				52.3	55.0	48.4			
				52.6	54.4	48.7			
				52.4	55.1	48.0			
				53.3	57.0	47.9			
				51.5	54.0	46.9			
16-Jan-25	Sunny	0.16	10:42	61.5	58.8	47.5	56.8	75.0	52.8
				49.2	50.9	46.9			
				60.2	56.3	47.6			
				50.3	52.4	47.6			
				50.7	53.2	47.2			
				50.2	52.6	47.1			
22-Jan-25	Sunny	0.03	9:12	61.9	62.3	43.4	54.7	75.0	52.8
				46.7	48.7	43.3			
				46.2	48.2	43.8			
				45.6	46.9	43.8			
				45.9	48.0	42.9			
				46.6	48.7	43.6			
28-Jan-25	Sunny	0.25	10:04	60.3	57.2	36.1	52.9	75.0	52.8
				42.0	45.9	36.3			
				44.1	47.8	37.8			
				41.4	44.0	36.7			
				44.9	47.9	39.0			
				41.2	43.4	38.7			

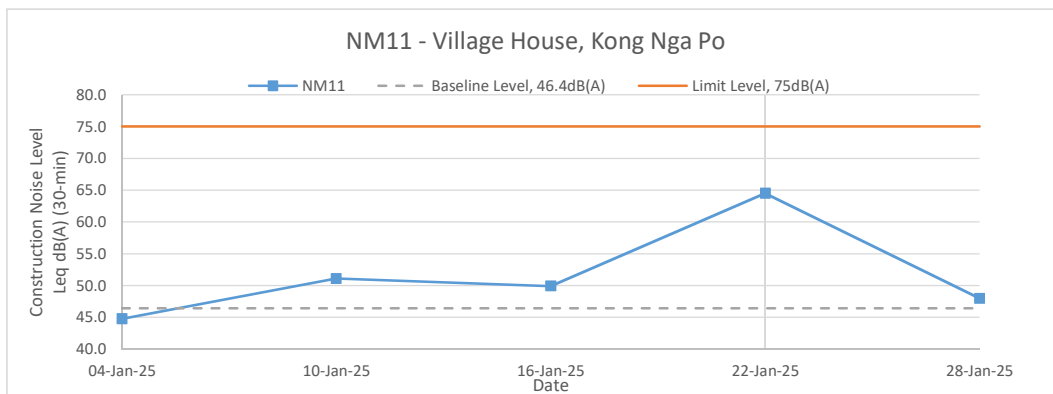
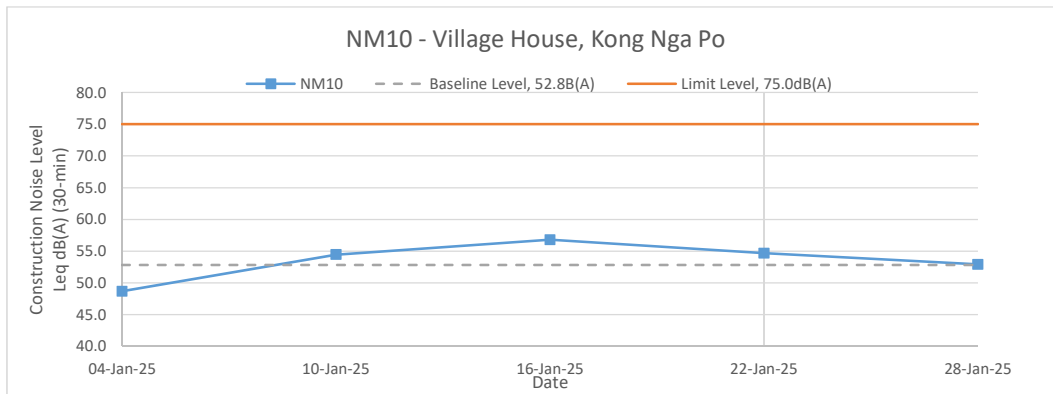
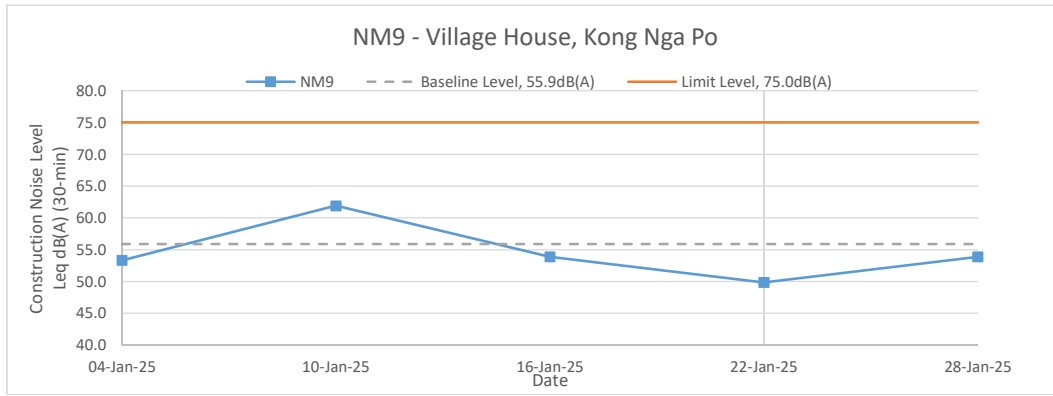
Location NM11 - Village House, Kong Nga Po									
Date	Weather	Wind Speed (m/s)	Time	Unit: dB(A) (5-min)			Average	Limit Level	Baseline
				L _{eq}	L ₁₀	L ₉₀	L _{eq}	L _{eq}	L _{eq}
04-Jan-25	Sunny	1.4	10:41	44.3	46.2	39.3	44.8	75.0	46.4
				46.9	49.6	42.2			
				44.3	46.4	41.5			
				45.0	47.3	41.5			
				44.1	47.1	40.0			
10-Jan-25	Sunny	3.90	10:10	43.0	44.7	39.3	51.1	75.0	46.4
				52.2	54.7	45.6			
				51.6	55.2	44.8			
				48.5	51.3	43.3			
				52.2	55.8	45.3			
16-Jan-25	Sunny	0.59	10:05	50.7	52.7	44.5	49.9	75.0	46.4
				50.4	53.6	45.1			
				46.8	50.4	40.9			
				43.8	44.8	41.0			
				45.5	48.3	41.0			
22-Jan-25	Sunny	0.00	10:11	48.7	53.6	41.0	64.5	75.0	46.4
				53.8	53.4	41.1			
				52.2	53.1	41.3			
				72.2	61.9	41.9			
				46.8	50.8	37.1			
28-Jan-25	Sunny	0.00	9:22	51.1	54.3	39.4	48.0	75.0	46.4
				46.3	49.9	37.3			
				45.9	49.3	36.3			
				45.1	47.9	37.9			
				48.7	50.8	44.9			
				47.5	49.8	45.0			
				47.4	49.4	45.1			
				47.9	49.1	45.2			
				48.7	51.0	45.4			
				47.4	48.9	44.6			

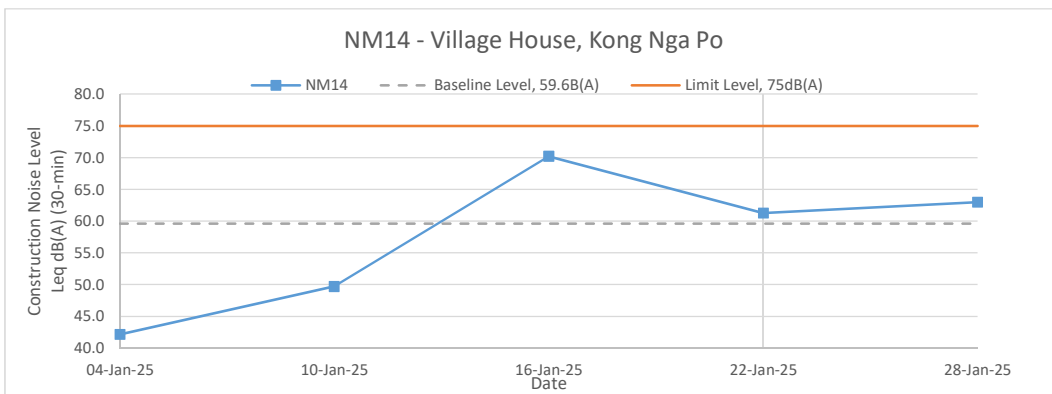
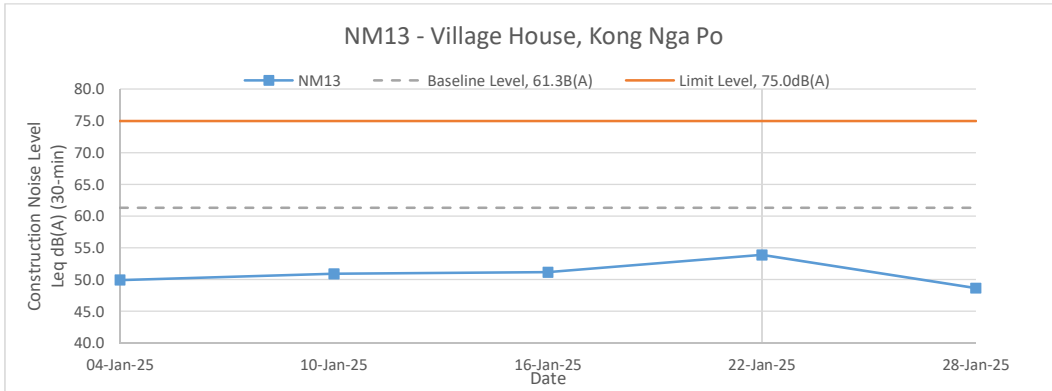
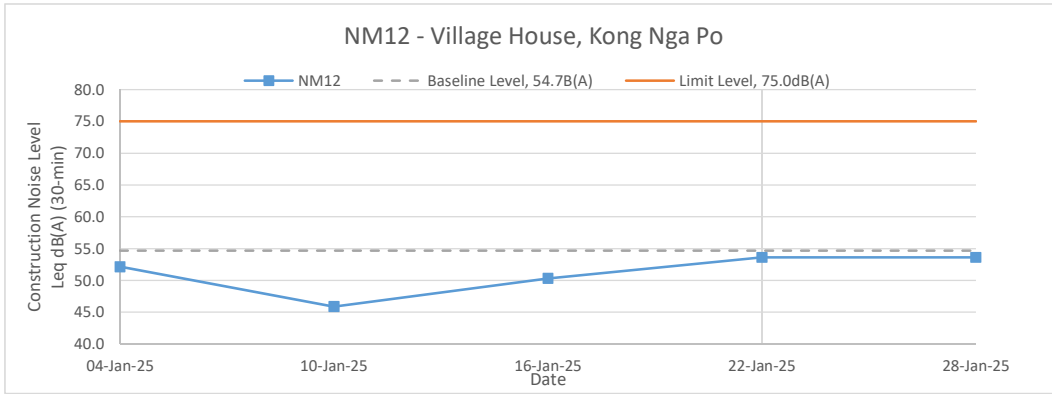
Location NM12 - Village House, Kong Nga Po									
Date	Weather	Wind Speed (m/s)	Time	Unit: dB(A) (5-min)			Average	Limit Level	Baseline
				L _{eq}	L ₁₀	L ₉₀	L _{eq}	L _{eq}	L _{eq}
04-Jan-25	Sunny	0.00	13:14	44.7	44.0	35.1	52.1	75.0	54.7
				48.6	51.9	36.1			
				44.6	48.7	35.3			
				57.1	60.5	36.2			
				55.2	59.7	38.9			
10-Jan-25	Sunny	1.20	8:16	39.6	41.4	37.4	45.9	75.0	54.7
				45.5	48.3	41.7			
				43.0	44.4	41.7			
				43.8	45.3	42.3			
				46.0	48.6	42.6			
16-Jan-25	Sunny	0.03	8:06	45.2	48.0	41.0	50.3	75.0	54.7
				49.1	52.7	42.2			
				44.1	46.0	39.3			
				49.6	52.2	40.5			
				47.9	50.4	40.2			
22-Jan-25	Sunny	0.21	13:01	43.8	45.4	40.6	53.6	75.0	54.7
				55.0	53.2	40.5			
				51.0	53.5	39.9			
				53.3	57.1	45.6			
				50.5	55.4	44.7			
28-Jan-25	Sunny	0.02	8:24	47.5	48.4	44.7	53.6	75.0	54.7
				53.9	54.2	45.3			
				52.2	57.0	45.6			
				57.7	59.6	42.0			
				53.3	57.1	45.6			
				50.5	55.4	44.7			
				47.5	48.4	44.7			
				53.9	54.2	45.3			
				52.2	57.0	45.6			
				57.7	59.6	42.0			

Location NM13 - Village House, Kong Nga Po									
Date	Weather	Wind Speed (m/s)	Time	Unit: dB(A) (5-min)			Average	Limit Level	Baseline
				L _{eq}	L ₁₀	L ₉₀	L _{eq}	L _{eq}	L _{eq}
04-Jan-25	Sunny	0.70	11:22	50.7	52.5	47.5	49.9	75.0	61.3
				51.2	51.4	47.7			
				47.2	48.2	46.0			
				48.1	49.3	46.4			
				49.8	49.8	46.8			
10-Jan-25	Sunny	1.60	9:34	51.1	52.7	47.2	50.9	75.0	61.3
				51.6	52.5	46.7			
				49.6	50.0	47.1			
				49.9	51.4	47.3			
				51.0	52.3	47.8			
16-Jan-25	Sunny	0.41	9:28	51.0	53.8	47.6	51.2	75.0	61.3
				51.9	54.1	47.2			
				52.3	54.6	47.4			
				49.0	51.0	46.3			
				48.5	50.0	46.7			
22-Jan-25	Sunny	0.03	10:45	49.6	51.9	46.6	53.9	75.0	61.3
				54.9	57.9	46.9			
				47.9	50.1	45.5			
				57.8	61.0	44.2			
				56.8	57.0	42.4			
28-Jan-25	Sunny	0.31	9:20	45.6	48.5	42.3	48.7	75.0	61.3
				46.3	47.8	42.2			
				46.4	48.1	43.4			
				54.3	56.2	44.9			
				49.7	50.2	45.6			

Location NM14 - Village House, near Man Kam To Road									
Date	Weather	Wind Speed (m/s)	Time	Unit: dB(A) (5-min)			Average	Limit Level	Baseline
				L _{eq}	L ₁₀	L ₉₀	L _{eq}	L _{eq}	L _{eq}
04-Jan-25	Sunny	0.00	14:19	42.8	45.5	34.9	42.1	75.0	59.6
				42.1	45.4	34.7			
				41.1	43.8	34.2			
				41.5	44.6	35.2			
				42.5	45.5	34.4			
10-Jan-25	Sunny	0.20	8:57	42.6	46.1	34.3	49.7	75.0	59.6
				53.5	52.7	44.6			
				50.1	51.5	44.6			
				49.1	51.2	42.8			
				46.9	49.8	42.1			
16-Jan-25	Sunny	0.01	8:51	47.6	49.9	43.9	70.2	75.0	59.6
				46.7	49.0	43.3			
				63.7	48.3	42.1			
				72.7	49.5	40.1			
				46.3	48.9	42.3			
22-Jan-25	Sunny	0.04	11:19	47.2	49.8	41.8	61.3	75.0	59.6
				47.6	49.9	41.8			
				76.2	61.8	43.2			
				56.2	58.6	52.1			
				58.5	61.8	51.0			
28-Jan-25	Sunny	0.16	8:13	54.3	56.2	50.9	63.0	75.0	59.6
				57.8	60.7	50.6			
				59.5	63.3	49.7			
				67.1	70.4	59.2			
				70.7	60.9	35.0			

Noise Levels





APPENDIX G
WEATHER CONDITION

**Appendix G –
General Weather Conditions during the Monitoring Period January 2025**

Date January	Mean Pressure (hPa)	Air Temperature			Mean Dew Point Temperature (deg. C)	Mean Relative Humidity (%)	Mean Amount of Cloud (%)	Total Rainfall (mm)
		Maximum (deg. C)	Mean (deg. C)	Minimum (deg. C)				
1	1019.9	22	19.9	18.8	15.4	75	68	-
2	1019.1	20.5	18.7	17.8	14.3	76	59	-
3	1020	21.6	18.8	15.7	11.7	64	45	-
4	1020.9	19.6	17	15.4	10.8	67	29	-
5	1020.2	22	18.8	16.6	14.2	75	24	-
6	1020.1	23.8	20.2	17.8	15.6	76	34	-
7	1021	21.8	19.9	18.6	14.4	71	60	-
8	1019.6	20.6	19.1	17.7	14.1	73	70	Trace
9	1017.2	23.9	20.5	18.1	16.2	77	46	Trace
10	1018.6	23.2	20.3	17.9	13.7	67	33	-
11	1020	21.5	18.9	17.6	13	69	59	Trace
12	1019.1	21.8	18.9	17.1	14.2	75	53	-
13	1019.9	22	19.6	17.8	10.5	57	59	-
14	1021.1	23.8	20.7	18.5	11.2	56	48	-
15	1021.2	24.8	20.9	18.8	15.2	71	28	-
16	1022.1	20.5	18.7	17.5	14.1	75	74	-
17	1020.4	20.6	19.2	17.7	14	72	78	0.1
18	1017.7	24.2	21.2	19.1	16.3	74	47	-
19	1016.3	24.2	21.1	19.2	16.5	76	25	-
20	1016.3	24.6	21.4	19.5	16.8	75	50	-
21	1020.3	21.3	19.1	16.3	12.9	68	72	Trace
22	1023.3	18.5	15	9.8	10	72	88	0.5
23	1028.5	10.4	7.9	6.3	3.5	75	88	2.7
24	1029.2	12.5	9.2	6.5	1.6	59	87	-
25	1028.7	15.5	12.3	9.5	3.8	56	78	-
26	1027.3	17.8	15	13.1	7.6	61	84	-
27	1025.8	18.8	15.5	13.1	9.2	67	87	1
28	1026.4	15.7	13.7	11.7	11	83	87	2.4
29	1023.4	17.8	15.9	14.3	12.8	82	88	Trace
30	1020.7	20.2	18.3	16.8	16.2	88	88	Trace
31	1019.4	20.2	19.3	17.9	17.9	92	91	Trace
Mean/Total	1021.4	20.5	17.9	15.9	12.5	72	62	6.7
Normal*	1020.1	18.7	16.5	14.6	11.7	74	62	33.2

* The above information was extracted from the daily weather summary by Hong Kong Observatory.

**APPENDIX H
ECOLOGICAL MONITORING RESULTS**

Post-transplantation monitoring records for
transplanted flora species
(January 2025)

Contract No.: SS K509
Design and Construction of
Kong Nga Po Police Training Facilities

Monitoring and Maintenance Works Report

INSPECTION DATE: 28 JANUARY 2025
REPORT DATE: 03 FEBRUARY 2025



PREPARED BY:
Lau Siu Yeung, Andy
(UKAA PR5206)

Template of Post-transplantation Monitoring Checklist
Design and Construction of Kong Nga Po Police Training Facilities

Audit Ref. No. _____

Contract SS K509

Inspected By Lau Siu Yeung (Andy)

Inspection Date 28/01/2025

Time Period 08:30 to 12:00

Part A Weather

Condition Sunny Fine Overcast Drizzle Rain Storm Hazy

Temperature 15.1°C

Humidity High (RH>90%) Moderate (90%>RH>50%) Low (RH<50%)

Wind Calm Light Breeze Strong

Part B

1. Cycadfern *Brainea insignis*

	N/A or not observed	Yes	No	Follow-up	N/C	Remarks
1.1 Are the plants' health conditions satisfactory?	<input type="checkbox"/>	<input checked="" type="checkbox"/>	<input type="checkbox"/>	<input type="checkbox"/>	<input type="checkbox"/>	_____
1.2 Are transplanted plants on site protected carefully?	<input type="checkbox"/>	<input checked="" type="checkbox"/>	<input type="checkbox"/>	<input type="checkbox"/>	<input type="checkbox"/>	_____
1.3 Are the temporary protective fence properly erected and maintained?	<input type="checkbox"/>	<input checked="" type="checkbox"/>	<input type="checkbox"/>	<input type="checkbox"/>	<input type="checkbox"/>	_____
1.4 Are the plant protection zone set 1m from the plants?	<input type="checkbox"/>	<input checked="" type="checkbox"/>	<input type="checkbox"/>	<input type="checkbox"/>	<input type="checkbox"/>	_____
1.5 Are all grassed and planted area kept free from weeds/unwanted plants?	<input type="checkbox"/>	<input checked="" type="checkbox"/>	<input type="checkbox"/>	<input type="checkbox"/>	<input type="checkbox"/>	_____
1.6 Is compaction of the soil avoided for the plants?	<input type="checkbox"/>	<input checked="" type="checkbox"/>	<input type="checkbox"/>	<input type="checkbox"/>	<input type="checkbox"/>	_____
1.7 Are litter/ unwanted material removed within the planting area?	<input type="checkbox"/>	<input checked="" type="checkbox"/>	<input type="checkbox"/>	<input type="checkbox"/>	<input type="checkbox"/>	_____
1.8 Are equipment or stockpile placed outside the protection zone?	<input type="checkbox"/>	<input checked="" type="checkbox"/>	<input type="checkbox"/>	<input type="checkbox"/>	<input type="checkbox"/>	_____
1.9 Are soil, debris or construction materials deposited around and against the trunk of a plant as this causes bark damage avoided?	<input type="checkbox"/>	<input checked="" type="checkbox"/>	<input type="checkbox"/>	<input type="checkbox"/>	<input type="checkbox"/>	_____
1.10 Are fixings driven into plants avoided?	<input type="checkbox"/>	<input checked="" type="checkbox"/>	<input type="checkbox"/>	<input type="checkbox"/>	<input type="checkbox"/>	_____
1.11 Are the plants used for anchoring or winching purposes or for the display of signs avoided?	<input type="checkbox"/>	<input checked="" type="checkbox"/>	<input type="checkbox"/>	<input type="checkbox"/>	<input type="checkbox"/>	_____
1.12 Are the fire lit below the branches and petrol, oil or caustic substances stored near the plants avoided?	<input type="checkbox"/>	<input checked="" type="checkbox"/>	<input type="checkbox"/>	<input type="checkbox"/>	<input type="checkbox"/>	_____
1.13 Are all plants kept free from pest, disease or fungal infection?	<input type="checkbox"/>	<input checked="" type="checkbox"/>	<input type="checkbox"/>	<input type="checkbox"/>	<input type="checkbox"/>	_____
1.14 Are there enough area for growth and development of plant roots?	<input type="checkbox"/>	<input checked="" type="checkbox"/>	<input type="checkbox"/>	<input type="checkbox"/>	<input type="checkbox"/>	_____
1.15a Is exposure of plant roots avoided?	<input type="checkbox"/>	<input checked="" type="checkbox"/>	<input type="checkbox"/>	<input type="checkbox"/>	<input type="checkbox"/>	_____
1.15b If not, were broken off or rotting of roots avoided?	<input type="checkbox"/>	<input checked="" type="checkbox"/>	<input type="checkbox"/>	<input type="checkbox"/>	<input type="checkbox"/>	_____

2. Ladies Tresses *Spiranthes sinensis*

	N/A or not observed	Yes	No	Follow-up	N/C	Remarks
2.1 Are the plants' health conditions satisfactory?	<input type="checkbox"/>	<input checked="" type="checkbox"/>	<input type="checkbox"/>	<input type="checkbox"/>	<input type="checkbox"/>	_____
2.2 Are transplanted plants on site protected carefully?	<input type="checkbox"/>	<input checked="" type="checkbox"/>	<input type="checkbox"/>	<input type="checkbox"/>	<input type="checkbox"/>	_____
2.3 Are the temporary protective fence properly erected and maintained?	<input type="checkbox"/>	<input checked="" type="checkbox"/>	<input type="checkbox"/>	<input type="checkbox"/>	<input type="checkbox"/>	_____
2.4 Are the plant protection zone set 1m from the plants?	<input type="checkbox"/>	<input checked="" type="checkbox"/>	<input type="checkbox"/>	<input type="checkbox"/>	<input type="checkbox"/>	_____
2.5 Are all grassed and planted area kept free from weeds/unwanted plants?	<input type="checkbox"/>	<input checked="" type="checkbox"/>	<input type="checkbox"/>	<input type="checkbox"/>	<input type="checkbox"/>	_____
2.6 Is compaction of the soil avoided for the plants?	<input type="checkbox"/>	<input checked="" type="checkbox"/>	<input type="checkbox"/>	<input type="checkbox"/>	<input type="checkbox"/>	_____
2.7 Are litter/ unwanted material removed within the planting area?	<input type="checkbox"/>	<input checked="" type="checkbox"/>	<input type="checkbox"/>	<input type="checkbox"/>	<input type="checkbox"/>	_____

Template of Post-transplantation Monitoring Checklist
Design and Construction of Kong Nga Po Police Training Facilities

	N/A or not observed	Yes	No	Follow-up	N/C	Remarks
2.8 Are equipment or stockpile placed outside the protection zone?	<input type="checkbox"/>	<input checked="" type="checkbox"/>	<input type="checkbox"/>	<input type="checkbox"/>	<input type="checkbox"/>	_____
2.9 Are soil, debris or construction materials deposited around and against the trunk of a plant as this causes bark damage avoided?	<input type="checkbox"/>	<input checked="" type="checkbox"/>	<input type="checkbox"/>	<input type="checkbox"/>	<input type="checkbox"/>	_____
2.10 Are fixings driven into plants avoided?	<input type="checkbox"/>	<input checked="" type="checkbox"/>	<input type="checkbox"/>	<input type="checkbox"/>	<input type="checkbox"/>	_____
2.11 Are the plants used for anchoring or winching purposes or for the display of signs avoided?	<input type="checkbox"/>	<input checked="" type="checkbox"/>	<input type="checkbox"/>	<input type="checkbox"/>	<input type="checkbox"/>	_____
2.12 Are the fire lit below the branches and petrol, oil or caustic substances stored near the plants avoided?	<input type="checkbox"/>	<input checked="" type="checkbox"/>	<input type="checkbox"/>	<input type="checkbox"/>	<input type="checkbox"/>	_____
2.13 Are all plants kept free from pest, disease or fungal infection?	<input type="checkbox"/>	<input checked="" type="checkbox"/>	<input type="checkbox"/>	<input type="checkbox"/>	<input type="checkbox"/>	_____
2.14 Are there enough area for growth and development of plant roots?	<input type="checkbox"/>	<input checked="" type="checkbox"/>	<input type="checkbox"/>	<input type="checkbox"/>	<input type="checkbox"/>	_____
2.15a Is exposure of plant roots avoided?	<input type="checkbox"/>	<input checked="" type="checkbox"/>	<input type="checkbox"/>	<input type="checkbox"/>	<input type="checkbox"/>	_____
2.15b If not, were broken off or rotting of roots avoided?	<input type="checkbox"/>	<input checked="" type="checkbox"/>	<input type="checkbox"/>	<input type="checkbox"/>	<input type="checkbox"/>	_____
3. <u>Incense Trees <i>Aquilaria sinensis</i></u>	N/A or not observed	Yes	No	Follow-up	N/C	Remarks
3.1 Are the trees's health conditions satisfactory?	<input type="checkbox"/>	<input type="checkbox"/>	<input type="checkbox"/>	<input type="checkbox"/>	<input type="checkbox"/>	_____
3.2 Are transplanted trees on site protected carefully?	<input type="checkbox"/>	<input type="checkbox"/>	<input type="checkbox"/>	<input type="checkbox"/>	<input type="checkbox"/>	_____
3.3 Are the temporary protective fence properly erected and maintained?	<input type="checkbox"/>	<input type="checkbox"/>	<input type="checkbox"/>	<input type="checkbox"/>	<input type="checkbox"/>	_____
3.4 Are the tree protection zone set 1m from the trees?	<input type="checkbox"/>	<input type="checkbox"/>	<input type="checkbox"/>	<input type="checkbox"/>	<input type="checkbox"/>	_____
3.5 Are all grassed and planted area kept free from weeds/unwanted plants?	<input type="checkbox"/>	<input type="checkbox"/>	<input type="checkbox"/>	<input type="checkbox"/>	<input type="checkbox"/>	_____
3.6 Is compaction of the soil avoided for the trees	<input type="checkbox"/>	<input type="checkbox"/>	<input type="checkbox"/>	<input type="checkbox"/>	<input type="checkbox"/>	_____
3.7 Are litter/ unwanted material removed within the planting area?	<input type="checkbox"/>	<input type="checkbox"/>	<input type="checkbox"/>	<input type="checkbox"/>	<input type="checkbox"/>	_____
3.8 Are equipment or stockpile placed outside the protection zone?	<input type="checkbox"/>	<input type="checkbox"/>	<input type="checkbox"/>	<input type="checkbox"/>	<input type="checkbox"/>	_____
3.9 Are soil, debris or construction materials deposited around and against the trunk of a tree as this causes bark damage avoided?	<input type="checkbox"/>	<input type="checkbox"/>	<input type="checkbox"/>	<input type="checkbox"/>	<input type="checkbox"/>	_____
3.10 Are fixings driven into trees avoided?	<input type="checkbox"/>	<input type="checkbox"/>	<input type="checkbox"/>	<input type="checkbox"/>	<input type="checkbox"/>	_____
3.11 Are the trees used for anchoring or winching purposes or for the display of signs avoided?	<input type="checkbox"/>	<input type="checkbox"/>	<input type="checkbox"/>	<input type="checkbox"/>	<input type="checkbox"/>	_____
3.12 Are the fire lit below the branches and petrol, oil or caustic substances stored near the trees avoided?	<input type="checkbox"/>	<input type="checkbox"/>	<input type="checkbox"/>	<input type="checkbox"/>	<input type="checkbox"/>	_____
3.13 Are all trees kept free from pest, disease or fungal infection?	<input type="checkbox"/>	<input type="checkbox"/>	<input type="checkbox"/>	<input type="checkbox"/>	<input type="checkbox"/>	_____
3.14 Are there enough area for growth and development of tree roots?	<input type="checkbox"/>	<input type="checkbox"/>	<input type="checkbox"/>	<input type="checkbox"/>	<input type="checkbox"/>	_____
3.15a Is exposure of tree roots avoided?	<input type="checkbox"/>	<input type="checkbox"/>	<input type="checkbox"/>	<input type="checkbox"/>	<input type="checkbox"/>	_____
3.15b If not, were broken off or rotting of roots avoided?	<input type="checkbox"/>	<input type="checkbox"/>	<input type="checkbox"/>	<input type="checkbox"/>	<input type="checkbox"/>	_____
3.16 Are wounds/mechanical injuries avoided on tree trunk?	<input type="checkbox"/>	<input type="checkbox"/>	<input type="checkbox"/>	<input type="checkbox"/>	<input type="checkbox"/>	_____
3.17 Are leaning of trees avoided?	<input type="checkbox"/>	<input type="checkbox"/>	<input type="checkbox"/>	<input type="checkbox"/>	<input type="checkbox"/>	_____
3.18 Are dead/detached branches avoided?	<input type="checkbox"/>	<input type="checkbox"/>	<input type="checkbox"/>	<input type="checkbox"/>	<input type="checkbox"/>	_____
3.19 Are decay/cavity avoided on tree trunks?	<input type="checkbox"/>	<input type="checkbox"/>	<input type="checkbox"/>	<input type="checkbox"/>	<input type="checkbox"/>	_____

Template of Post-transplantation Monitoring Checklist
Design and Construction of Kong Nga Po Police Training Facilities

Part C Follow-up for the Previous Site Audit on Date: _____ (Ref. No. _____)

		N/A or not observed	Yes	No	Follow-up	N/C	Remarks
1.	Is the situation in item _____ improved/rectified?	<input type="checkbox"/>	<input type="checkbox"/>	<input type="checkbox"/>	<input type="checkbox"/>	<input type="checkbox"/>	_____
2.	Is the situation in item _____ improved/rectified?	<input type="checkbox"/>	<input type="checkbox"/>	<input type="checkbox"/>	<input type="checkbox"/>	<input type="checkbox"/>	_____
3.	Is the situation in item _____ improved/rectified?	<input type="checkbox"/>	<input type="checkbox"/>	<input type="checkbox"/>	<input type="checkbox"/>	<input type="checkbox"/>	_____
4.	Is the situation in item _____ improved/rectified?	<input type="checkbox"/>	<input type="checkbox"/>	<input type="checkbox"/>	<input type="checkbox"/>	<input type="checkbox"/>	_____
5.	Is the situation in item _____ improved/rectified?	<input type="checkbox"/>	<input type="checkbox"/>	<input type="checkbox"/>	<input type="checkbox"/>	<input type="checkbox"/>	_____
6.	Is the situation in item _____ improved/rectified?	<input type="checkbox"/>	<input type="checkbox"/>	<input type="checkbox"/>	<input type="checkbox"/>	<input type="checkbox"/>	_____
7.	Is the situation in item _____ improved/rectified?	<input type="checkbox"/>	<input type="checkbox"/>	<input type="checkbox"/>	<input type="checkbox"/>	<input type="checkbox"/>	_____
8.	Is the situation in item _____ improved/rectified?	<input type="checkbox"/>	<input type="checkbox"/>	<input type="checkbox"/>	<input type="checkbox"/>	<input type="checkbox"/>	_____
9.	Is the situation in item _____ improved/rectified?	<input type="checkbox"/>	<input type="checkbox"/>	<input type="checkbox"/>	<input type="checkbox"/>	<input type="checkbox"/>	_____
10.	Is the situation in item _____ improved/rectified?	<input type="checkbox"/>	<input type="checkbox"/>	<input type="checkbox"/>	<input type="checkbox"/>	<input type="checkbox"/>	_____

Remarks/Observations

Dry season and no rainy days within the month

Signatures:

Contractor's Representative



(Name: Lau Siu Yeung)
(Date: 28/01/2025)

Supervisor's Rep.

(Name: _____)
(Date: _____)

Tree/Plant/ Colony No.	Number of Individuals	Species Name	Form (Good/Fair/Poor)	Health (Good/Fair/Poor)	Remark
C-0001	01	<i>Brainea insignis</i>	F	F	Young leaves observed
	02	<i>Brainea insignis</i>	F	F	Young leaves observed
	03	<i>Brainea insignis</i>	F	F	Young leaves observed
	04	<i>Brainea insignis</i>	F	F	Young leaves observed
	05	<i>Brainea insignis</i>	F	F	Young leaves observed
	06	<i>Brainea insignis</i>	F	F	Young leaves observed
	07	<i>Brainea insignis</i>	F	F	Young leaves observed
	08	<i>Brainea insignis</i>	F	F	Young leaves observed
C-0002	01	<i>Brainea insignis</i>	F	F	Young leaves observed
	02	<i>Brainea insignis</i>	F	F	Young leaves observed
	03	<i>Brainea insignis</i>	F	P	Young leaves observed
	04	<i>Brainea insignis</i>	F	P	Young leaves observed
	05	<i>Brainea insignis</i>	F	F	Young leaves observed
	06	<i>Brainea insignis</i>	F	F	Young leaves observed
	07	<i>Brainea insignis</i>	F	F	Young leaves observed
	08	<i>Brainea insignis</i>	F	F	Young leaves observed
C-0003	01	<i>Brainea insignis</i>	F	F	Young leaves observed
C-0004	01	<i>Brainea insignis</i>	P	P	Young leaves at base; Dry out caused by bushfire initially outside site boundary and high temperature on 2 Feb 2021
	02	<i>Brainea insignis</i>	F	F	Young leaves observed
	03	<i>Brainea insignis</i>	F	F	Young leaves observed
	04	<i>Brainea insignis</i>	F	F	Young leaves observed
	05	<i>Brainea insignis</i>	F	F	Young leaves observed
	06	<i>Brainea insignis</i>	F	F	Young leaves observed
	07	<i>Brainea insignis</i>	F	F	Young leaves observed
	08	<i>Brainea insignis</i>	F	F	Young leaves observed
	09	<i>Brainea insignis</i>	P	P	Dry out caused by bushfire initially outside site boundary and high temperature on 2 Feb 2021
	10	<i>Brainea insignis</i>	F	P	Young leaves at base
	11	<i>Brainea insignis</i>	F	F	Young leaves observed
	12	<i>Brainea insignis</i>	F	P	Young leaves observed
	13	<i>Brainea insignis</i>	-	-	Stem not found Dry out caused by bushfire initially outside site boundary and high temperature on 2 Feb 2021
	14	<i>Brainea insignis</i>	F	F	Young leaves observed
	15	<i>Brainea insignis</i>	P	P	Young leaves at base; Dry out caused by bushfire initially outside site boundary and high temperature on 2 Feb 2021
	16	<i>Brainea insignis</i>	P	P	Dry out caused by bushfire initially outside site boundary and high temperature on 2 Feb 2021
	17	<i>Brainea insignis</i>	P	P	Young leaves observed
	18	<i>Brainea insignis</i>	-	-	Burned by bushfire initially outside the site boundary on 2 Feb 2021.
	19	<i>Brainea insignis</i>	F	P	-
	20	<i>Brainea insignis</i>	F	F	Young leaves observed

Tree/Plant/ Colony No.	Number of Individuals	Species Name	Form (Good/Fair/Poor)	Health (Good/Fair/Poor)	Remark
C-0005	01	<i>Brainea insignis</i>	F	F	Young leaves observed
	02	<i>Brainea insignis</i>	F	F	Young leaves observed
	03	<i>Brainea insignis</i>	F	F	Young leaves observed
	04	<i>Brainea insignis</i>	F	F	Young leaves observed
	05	<i>Brainea insignis</i>	F	P	Young leaves observed
	06	<i>Brainea insignis</i>	F	F	Young leaves observed
	07	<i>Brainea insignis</i>	F	F	Young leaves observed
C-0006	01	<i>Brainea insignis</i>	F	F	Young leaves observed
C-0007	01	<i>Brainea insignis</i>	F	F	Young leaves observed
	02	<i>Brainea insignis</i>	F	P	-
C-0008	01	<i>Brainea insignis</i>	F	F	Young leaves observed
	02	<i>Brainea insignis</i>	F	F	Young leaves observed
	03	<i>Brainea insignis</i>	P	P	Young leaves observed
	04	<i>Brainea insignis</i>	F	F	Young leaves observed
	05	<i>Brainea insignis</i>	F	F	Young leaves observed
	06	<i>Brainea insignis</i>	F	P	-
	07	<i>Brainea insignis</i>	F	P	Young leaves at base
C-0009	01	<i>Brainea insignis</i>	F	F	Young leaves observed
C-0010	01	<i>Brainea insignis</i>	F	F	Young leaves observed
	02	<i>Brainea insignis</i>	F	F	Young leaves observed
	03	<i>Brainea insignis</i>	F	F	Young leaves observed
C-0011	01	<i>Brainea insignis</i>	P	P	Dry out caused by bushfire initially outside site boundary and high temperature on 2 Feb 2021
	02	<i>Brainea insignis</i>	F	P	-
	03	<i>Brainea insignis</i>	P	P	Young leaves at base
	04	<i>Brainea insignis</i>	F	F	Young leaves at base
	05	<i>Brainea insignis</i>	F	P	Young leaves at base
	06	<i>Brainea insignis</i>	F	F	Young leaves at base
	07	<i>Brainea insignis</i>	P	P	Young leaves at base
	08	<i>Brainea insignis</i>	F	F	Young leaves observed
	09	<i>Brainea insignis</i>	P	P	-
	10	<i>Brainea insignis</i>	F	F	Young leaves observed
	11	<i>Brainea insignis</i>	F	F	Young leaves observed
	12	<i>Brainea insignis</i>	P	P	-
	13	<i>Brainea insignis</i>	F	F	Young leaves observed

Contract No.: SS K509
Design and Construction of Kong Nga Po Police Training Facilities
Monitoring and Maintenance Works for Flora Species of Conservation Interest



C-0001(Patch)_01



C-0001(Patch)_02

Contract No.: SS K509
Design and Construction of Kong Nga Po Police Training Facilities
Monitoring and Maintenance Works for Flora Species of Conservation Interest



C-0001(Patch)_03



C-0001(Patch)_04

Contract No.: SS K509
Design and Construction of Kong Nga Po Police Training Facilities
Monitoring and Maintenance Works for Flora Species of Conservation Interest



C-0001(Patch)_05



C-0001(Patch)_06

Contract No.: SS K509
Design and Construction of Kong Nga Po Police Training Facilities
Monitoring and Maintenance Works for Flora Species of Conservation Interest



C-0001(Patch)_07



C-0001(Patch)_08

Contract No.: SS K509
Design and Construction of Kong Nga Po Police Training Facilities
Monitoring and Maintenance Works for Flora Species of Conservation Interest



C-0002(Patch)_01



C-0002(Patch)_02



C-0002(Patch)_03



C-0002(Patch)_04



C-0002(Patch)_05



C-0002(Patch)_06



C-0002(Patch)_07



C-0002(Patch)_08

Contract No.: SS K509
Design and Construction of Kong Nga Po Police Training Facilities
Monitoring and Maintenance Works for Flora Species of Conservation Interest



C-0003



C-0004(Patch)_01



C-0004(Patch)_02



C-0004(Patch)_03



C-0004(Patch)_04

Contract No.: SS K509
Design and Construction of Kong Nga Po Police Training Facilities
Monitoring and Maintenance Works for Flora Species of Conservation Interest



C-0004(Patch)_05



C-0004(Patch)_06



C-0004(Patch)_07



C-0004(Patch)_08



C-0004(Patch)_09



C-0004(Patch)_10

Contract No.: SS K509
Design and Construction of Kong Nga Po Police Training Facilities
Monitoring and Maintenance Works for Flora Species of Conservation Interest



C-0004(Patch)_11



C-0004(Patch)_12

Contract No.: SS K509
Design and Construction of Kong Nga Po Police Training Facilities
Monitoring and Maintenance Works for Flora Species of Conservation Interest



C-0004(Patch)_13



C-0004(Patch)_14



C-0004(Patch)_15



C-0004(Patch)_16



C-0004(Patch)_17



C-0004(Patch)_18



C-0004(Patch)_19



C-0004(Patch)_20



C-0005(Patch)_01



C-0005(Patch)_02

Contract No.: SS K509
Design and Construction of Kong Nga Po Police Training Facilities
Monitoring and Maintenance Works for Flora Species of Conservation Interest



C-0005(Patch)_03



C-0005(Patch)_04

Contract No.: SS K509
Design and Construction of Kong Nga Po Police Training Facilities
Monitoring and Maintenance Works for Flora Species of Conservation Interest



C-0005(Patch)_05



C-0005(Patch)_06

Contract No.: SS K509
Design and Construction of Kong Nga Po Police Training Facilities
Monitoring and Maintenance Works for Flora Species of Conservation Interest



C-0005(Patch)_07

Contract No.: SS K509
Design and Construction of Kong Nga Po Police Training Facilities
Monitoring and Maintenance Works for Flora Species of Conservation Interest



C-0006

Contract No.: SS K509
Design and Construction of Kong Nga Po Police Training Facilities
Monitoring and Maintenance Works for Flora Species of Conservation Interest



C-0007(Patch)_01



C-0007(Patch)_02



C-0008(Patch)_01



C-0008(Patch)_02



C-0008(Patch)_03



C-0008(Patch)_04



C-0008(Patch)_05



C-0008(Patch)_06

Contract No.: SS K509
Design and Construction of Kong Nga Po Police Training Facilities
Monitoring and Maintenance Works for Flora Species of Conservation Interest



C-0008(Patch)_07

Contract No.: SS K509
Design and Construction of Kong Nga Po Police Training Facilities
Monitoring and Maintenance Works for Flora Species of Conservation Interest



C-0009

Contract No.: SS K509
Design and Construction of Kong Nga Po Police Training Facilities
Monitoring and Maintenance Works for Flora Species of Conservation Interest



C-0010(Patch)_01



C-0010(Patch)_02

Contract No.: SS K509
Design and Construction of Kong Nga Po Police Training Facilities
Monitoring and Maintenance Works for Flora Species of Conservation Interest



C-0010(Patch)_03



C-0011(Patch)_01



C-0011(Patch)_02



C-0011(Patch)_03



C-0011(Patch)_04



C-0011(Patch)_05



C-0011(Patch)_06



C-0011(Patch)_07



C-0011(Patch)_08



C-0011(Patch)_09



C-0011(Patch)_10

Contract No.: SS K509
Design and Construction of Kong Nga Po Police Training Facilities
Monitoring and Maintenance Works for Flora Species of Conservation Interest



C-0011(Patch)_11



C-0011(Patch)_12

Contract No.: SS K509
Design and Construction of Kong Nga Po Police Training Facilities
Monitoring and Maintenance Works for Flora Species of Conservation Interest



C-0011(Patch)_13

Contract No.: SS K509

Design and Construction of Kong Nga Po Police Training Facilities

Monitoring and Maintenance Works for Flora Species of Conservation Interest

Inspection Date:

28/1/2025

Tree/Plant/ Colony No.	Species Name	Form (Good/Fair/Poor)	Health (Good/Fair/Poor)	Remark
L-0001	<i>Spiranthes sinensis</i>	-	-	Not observed
L-0002	<i>Spiranthes sinensis</i>	-	-	Not observed
L-0003	<i>Spiranthes sinensis</i>	-	-	Not observed
L-0004	<i>Spiranthes sinensis</i>	-	-	Not observed
L-0005	<i>Spiranthes sinensis</i>	-	-	Not observed
L-0006	<i>Spiranthes sinensis</i>	-	-	Not observed
L-0007	<i>Spiranthes sinensis</i>	-	-	Not observed
L-0008	<i>Spiranthes sinensis</i>	F	F	Leaf observed
L-0009	<i>Spiranthes sinensis</i>	-	-	Not observed
L-0010	<i>Spiranthes sinensis</i>	-	-	Not observed
L-0011	<i>Spiranthes sinensis</i>	-	-	Not observed
L-0012	<i>Spiranthes sinensis</i>	-	-	Not observed
L-0013	<i>Spiranthes sinensis</i>	-	-	Not observed
L-0014	<i>Spiranthes sinensis</i>	F	F	Leaf observed
L-0015	<i>Spiranthes sinensis</i>	-	-	Not observed
L-0016	<i>Spiranthes sinensis</i>	-	-	Not observed
L-0018	<i>Spiranthes sinensis</i>	F	F	Leaf observed
L-0019	<i>Spiranthes sinensis</i>	-	-	Not observed
L-0020	<i>Spiranthes sinensis</i>	-	-	Not observed
L-0021	<i>Spiranthes sinensis</i>	-	-	Not observed
L-0022	<i>Spiranthes sinensis</i>	F	F	Leaf observed
L-0023	<i>Spiranthes sinensis</i>	-	-	Not observed
L-0024	<i>Spiranthes sinensis</i>	F	F	Leaf observed
L-0025	<i>Spiranthes sinensis</i>	-	-	Not observed
L-0026	<i>Spiranthes sinensis</i>	-	-	Not observed
L-0027	<i>Spiranthes sinensis</i>	-	-	Not observed
L-0028	<i>Spiranthes sinensis</i>	-	-	Not observed
L-0029	<i>Spiranthes sinensis</i>	-	-	Not observed
L-0030	<i>Spiranthes sinensis</i>	-	-	Not observed
L-0031	<i>Spiranthes sinensis</i>	F	F	Leaf observed
L-0032	<i>Spiranthes sinensis</i>	-	-	Not observed
L-0033	<i>Spiranthes sinensis</i>	-	-	Not observed
L-0034	<i>Spiranthes sinensis</i>	-	-	Not observed
L-0035	<i>Spiranthes sinensis</i>	-	-	Not observed
L-0036	<i>Spiranthes sinensis</i>	-	-	Not observed
L-0037	<i>Spiranthes sinensis</i>	F	F	Leaf observed
L-0038	<i>Spiranthes sinensis</i>	P	P	Leaf observed
L-0039	<i>Spiranthes sinensis</i>	-	-	Not observed
L-0040	<i>Spiranthes sinensis</i>	-	-	Not observed
L-0041	<i>Spiranthes sinensis</i>	-	-	Not observed
L-0042	<i>Spiranthes sinensis</i>	-	-	Not observed

Contract No.: SS K509
Design and Construction of Kong Nga Po Police Training Facilities
Monitoring and Maintenance Works for Flora Species of Conservation Interest



L-0001



L-0002

Contract No.: SS K509
Design and Construction of Kong Nga Po Police Training Facilities
Monitoring and Maintenance Works for Flora Species of Conservation Interest



L-0003



L-0004

Contract No.: SS K509
Design and Construction of Kong Nga Po Police Training Facilities
Monitoring and Maintenance Works for Flora Species of Conservation Interest



L-0005



L-0006



L-0007



L-0008



L-0009



L-0010



L-0011

2025/01/28



L-0012

2025/01/28



L-0013

2025/01/28



L-0014

2025/01/28

Contract No.: SS K509
Design and Construction of Kong Nga Po Police Training Facilities
Monitoring and Maintenance Works for Flora Species of Conservation Interest



L-0015



L-0016

Contract No.: SS K509
Design and Construction of Kong Nga Po Police Training Facilities
Monitoring and Maintenance Works for Flora Species of Conservation Interest



L-0018



L-0019

Contract No.: SS K509
Design and Construction of Kong Nga Po Police Training Facilities
Monitoring and Maintenance Works for Flora Species of Conservation Interest



L-0020



L-0021

2025/01/28

2025/01/28

Contract No.: SS K509
Design and Construction of Kong Nga Po Police Training Facilities
Monitoring and Maintenance Works for Flora Species of Conservation Interest



L-0022



L-0023

Contract No.: SS K509
Design and Construction of Kong Nga Po Police Training Facilities
Monitoring and Maintenance Works for Flora Species of Conservation Interest



L-0024



L-0025



L-0026



L-0027

Contract No.: SS K509
Design and Construction of Kong Nga Po Police Training Facilities
Monitoring and Maintenance Works for Flora Species of Conservation Interest



L-0028



L-0029

Contract No.: SS K509
Design and Construction of Kong Nga Po Police Training Facilities
Monitoring and Maintenance Works for Flora Species of Conservation Interest



L-0030



L-0031

Contract No.: SS K509
Design and Construction of Kong Nga Po Police Training Facilities
Monitoring and Maintenance Works for Flora Species of Conservation Interest



L-0032



L-0033

Contract No.: SS K509
Design and Construction of Kong Nga Po Police Training Facilities
Monitoring and Maintenance Works for Flora Species of Conservation Interest



L-0034



L-0035

Contract No.: SS K509
Design and Construction of Kong Nga Po Police Training Facilities
Monitoring and Maintenance Works for Flora Species of Conservation Interest



L-0036

2025/01/28



L-0037

2025/01/28



L-0038



L-0039

Contract No.: SS K509
Design and Construction of Kong Nga Po Police Training Facilities
Monitoring and Maintenance Works for Flora Species of Conservation Interest



L-0040



L-0041

Contract No.: SS K509
Design and Construction of Kong Nga Po Police Training Facilities
Monitoring and Maintenance Works for Flora Species of Conservation Interest



L-0042

Post-transplantation Monitoring Checklist

Police Facilities in Kong Nga Po

Contract Provision of Environmental Team
Consultancy for Design and Construction
of Kong Nga Po Police Training Facilities
(Programme no. 279LP)

Inspected By ET

Inspection Date 27-1-2025

Part A Weather

Condition Sunny Fine Overcast Drizzle
 Rain Hazy
 Wind Calm Light Breeze Strong


Part B

	N/A or not observed	Yes	NO	Remarks
1 Cycadfern Brainea insignis				
1.1 Is the general well-being of the plants deemed satisfactory?	<input checked="" type="checkbox"/>	<input type="checkbox"/>	<input type="checkbox"/>	
1.2 Are appropriate measures being taken to ensure the careful protection of the transplanted plants on site?	<input checked="" type="checkbox"/>	<input type="checkbox"/>	<input type="checkbox"/>	
1.3 Has the temporary protective fence been correctly installed and is it being properly maintained?	<input type="checkbox"/>	<input checked="" type="checkbox"/>	<input type="checkbox"/>	
1.4 Has the plant protection zone been established at a distance of 1m from the plants as required?	<input checked="" type="checkbox"/>	<input type="checkbox"/>	<input type="checkbox"/>	
1.5 Are all areas covered with grass and plants consistently maintained free from weeds and unwanted vegetation?	<input checked="" type="checkbox"/>	<input type="checkbox"/>	<input type="checkbox"/>	
1.6 Are measures taken to prevent soil compaction and protect the plants?	<input checked="" type="checkbox"/>	<input type="checkbox"/>	<input type="checkbox"/>	
1.7 Is prompt removal of litter and unwanted materials maintained in the planting area?	<input type="checkbox"/>	<input checked="" type="checkbox"/>	<input type="checkbox"/>	
1.8 Are fixings being prevented from being driven into the plants?	<input checked="" type="checkbox"/>	<input type="checkbox"/>	<input type="checkbox"/>	
1.9 Are the plants being intentionally avoided for the purpose of anchoring, winching, or displaying signs?	<input checked="" type="checkbox"/>	<input type="checkbox"/>	<input type="checkbox"/>	
1.10 Are all plants consistently maintained free from pests, diseases, or fungal infections?	<input checked="" type="checkbox"/>	<input type="checkbox"/>	<input type="checkbox"/>	
1.11 Is there sufficient space provided for the growth and development of plant roots?	<input checked="" type="checkbox"/>	<input type="checkbox"/>	<input type="checkbox"/>	
1.12a Is the exposure of plant roots being prevented?	<input checked="" type="checkbox"/>	<input type="checkbox"/>	<input type="checkbox"/>	
1.12b If not, are broken or rotting roots being avoided?	<input checked="" type="checkbox"/>	<input type="checkbox"/>	<input type="checkbox"/>	
2 Ladies Tresses Spiranthes sinensis				
2.1 Is the general well-being of the plants deemed satisfactory?	<input checked="" type="checkbox"/>	<input type="checkbox"/>	<input type="checkbox"/>	
2.2 Are appropriate measures being taken to ensure the careful protection of the transplanted plants on site?	<input checked="" type="checkbox"/>	<input type="checkbox"/>	<input type="checkbox"/>	
2.3 Has the temporary protective fence been correctly installed and is it being properly maintained?	<input type="checkbox"/>	<input checked="" type="checkbox"/>	<input type="checkbox"/>	
2.4 Has the plant protection zone been established at a distance of 1m from the plants as required?	<input checked="" type="checkbox"/>	<input type="checkbox"/>	<input type="checkbox"/>	
2.5 Are all areas covered with grass and plants consistently maintained free from weeds and unwanted vegetation?	<input checked="" type="checkbox"/>	<input type="checkbox"/>	<input type="checkbox"/>	
2.6 Are measures taken to prevent soil compaction and protect the plants?	<input checked="" type="checkbox"/>	<input type="checkbox"/>	<input type="checkbox"/>	
2.7 Is prompt removal of litter and unwanted materials maintained in the planting area?	<input type="checkbox"/>	<input checked="" type="checkbox"/>	<input type="checkbox"/>	
2.8 Are fixings being prevented from being driven into the plants?	<input checked="" type="checkbox"/>	<input type="checkbox"/>	<input type="checkbox"/>	
2.9 Are the plants being intentionally avoided for the purpose of anchoring, winching, or displaying signs?	<input checked="" type="checkbox"/>	<input type="checkbox"/>	<input type="checkbox"/>	
2.10 Are all plants consistently maintained free from pests, diseases, or fungal infections?	<input checked="" type="checkbox"/>	<input type="checkbox"/>	<input type="checkbox"/>	
2.11 Is there sufficient space provided for the growth and development of plant roots?	<input checked="" type="checkbox"/>	<input type="checkbox"/>	<input type="checkbox"/>	
2.12a Is the exposure of plant roots being prevented?	<input checked="" type="checkbox"/>	<input type="checkbox"/>	<input type="checkbox"/>	
2.12b If not, are broken or rotting roots being avoided?	<input checked="" type="checkbox"/>	<input type="checkbox"/>	<input type="checkbox"/>	


Advice/Observations

- 1) Please refer to the guidelines on soil improvement issued by the Greening, Landscape and Tree Management Section (GLTMS) of the development bureau (2022) to apply to monitoring and maintenance of transplanted flora species.
- 2) Daily watering frequency is needed to keep the soil moist.
- 3) Installation of a shaded net is provided below.
- 4) The wild plants that are growing in undesirable areas should be removed.
- 5) The Black Shade Net should be installed.



IEC	ET	Contractor Representative
Name: <u>Mr. Law</u> Date: _____	 Name: <u>Mr. Chow</u> Date: <u>27/1/2025</u>	Name: <u>Marian Kong</u> Date: _____

The installation of a shaded net



Remark: Non scale & Conceptual drawing

**APPENDIX I
EVENT ACTION PLANS**

Appendix I:

Table I-1: Event / Action Plan for Air Quality

EVENT	ACTION			
	ET	IEC	PERMIT HOLDER	CONTRACTOR
ACTION LEVEL				
1. Exceedance for one sample	<ol style="list-style-type: none"> 1. Identify source, investigate the causes of exceedance and propose remedial measures; 2. Inform IEC, ER and Contractor; 3. Repeat measurement to confirm finding; and 4. Increase monitoring frequency to daily. 	<ol style="list-style-type: none"> 1. Check monitoring data submitted by ET; 2. Check Contractor's working method. 	<ol style="list-style-type: none"> 1. Notify Contractor. 	<ol style="list-style-type: none"> 1. Rectify any unacceptable practice; 2. Amend working methods if appropriate.
2. Exceedance for two or more consecutive samples	<ol style="list-style-type: none"> 1. Identify source; 2. Inform IEC, ER and Contractor; 3. Advise the WKCDA on the effectiveness of the proposed remedial measure; 4. Repeat measurements to confirm findings; 5. Increase monitoring frequency to daily; 6. Discuss with IEC and Contractor on remedial actions required; 7. If exceedance continues, arrange meeting with IEC and ER; and 	<ol style="list-style-type: none"> 1. Check monitoring data submitted by ET; 2. Check Contractor's working method; 3. Discuss with ET and Contractor on possible remedial measures; 4. Advise the ET on the effectiveness of the proposed remedial measures; and 5. Monitor Implementation of remedial measures. 	<ol style="list-style-type: none"> 1. Confirm receipt of notification of failure in writing; 2. Notify Contractor; and 3. Ensure remedial measures properly implemented. 	<ol style="list-style-type: none"> 1. Submit proposals for remedial to ER within 3 working days of notification; 2. Implement the agreed proposals; and 3. Amend proposal if appropriate.

EVENT	ACTION			
	ET	IEC	PERMIT HOLDER	CONTRACTOR
	8. If exceedance stops, cease additional monitoring.			
LIMIT LEVEL				
1.Exceedance for one sample	<ol style="list-style-type: none"> 1. Identify source, investigate the causes of exceedance and propose remedial measures; 2. Inform ER, Contractor and EPD; 3. Repeat measurement to confirm finding; 4. Increase monitoring frequency to daily; and 5. Assess effectiveness of Contractor's remedial actions and keep IEC, EPD and the ER informed of the results. 	<ol style="list-style-type: none"> 1. Check monitoring data submitted by ET; 2. Check Contractor's working method; 3. Discuss with ET and Contractor on possible remedial measures; 4. Advise the ER on the effectiveness of the proposed remedial measures; and 5. Monitor the implementation of remedial measures. 	<ol style="list-style-type: none"> 1. Confirm receipt of notification of failure in writing; 2. Notify Contractor; and 3. Ensure remedial measures properly implemented. 	<ol style="list-style-type: none"> 1. Take immediate action to avoid further exceedance; 2. Submit proposals for remedial actions to IEC within 3 working days of notification; 3. Implement the agreed proposals; and 4. Amend proposal if appropriate.
2.Exceedance for two or more consecutive samples	<ol style="list-style-type: none"> 1. Notify IEC, the ER, Contractor and EPD; 2. Identify source; 3. Repeat measurement to confirm findings; 4. Increase monitoring frequency to daily; 5. Carry out analysis of Contractor's working procedures to determine 	<ol style="list-style-type: none"> 1. Check monitoring data submitted by ET; 2. Check Contractor's working method; 3. Discuss amongst ER, ET, and Contractor on the potential remedial actions; 	<ol style="list-style-type: none"> 1. Confirm receipt of notification of failure in writing; 2. Notify Contractor; 3. In consultation with IEC, agree with the Contractor on the remedial measures to be implemented; 	<ol style="list-style-type: none"> 1. Take immediate action to avoid further exceedance; 2. Submit proposals for remedial actions to IEC within 3 working days of notification; 3. Implement the agreed proposals;

EVENT	ACTION			
	ET	IEC	PERMIT HOLDER	CONTRACTOR
	<p>possible mitigation to be implemented;</p> <p>6. Arrange meeting with IEC, and ER to discuss the remedial actions to be taken;</p> <p>7. Assess effectiveness of Contractor's remedial actions and keep IEC, EPD and ER informed of the results; and</p> <p>8. If exceedance stops, cease additional monitoring.</p>	<p>4. Review Contractor's remedial actions whenever necessary to assure their effectiveness and advise the ER accordingly; and</p> <p>5. Monitor implementation of remedial measures.</p>	<p>4. Ensure remedial measures properly implemented; and</p> <p>5. If exceedance continues, consider what portion of the work is responsible and instruct the Contractor to stop that portion of work until the exceedance is abated.</p>	<p>4. Resubmit proposals if problem still not undercontrol; and</p> <p>5. Stop the relevant portion of works as determined by the ER until the exceedance is abated.</p>

Abbreviations: ET – Environmental Team, IEC – Independent Environmental Checker

Table I-2: Event / Action Plan for Construction Noise

EVENT	ACTION			
	ET	IEC	PERMIT HOLDER	CONTRACTOR
Action Level	<ol style="list-style-type: none"> 1. Notify ER, IEC and Contractor; 2. Carry out investigation; 3. Report the results of investigation to the IEC, ER and Contractor; 4. Discuss with the IEC and Contractor on remedial measures required; and 5. Increase monitoring frequency to check mitigation effectiveness. 	<ol style="list-style-type: none"> 1. Review the monitoring data submitted by the ET; 2. Review the proposed remedial measures by the Contractor and advise ER; and 3. Advise the ER on the effectiveness of the proposed remedial measures. 	<ol style="list-style-type: none"> 1. Confirm receipt of notification of failure in writing; 2. Notify Contractor; 3. In consolidation with the IEC, agree with the Contractor on the remedial measure to be implemented: and 4. Supervise the implementation of remedial measure. 	<ol style="list-style-type: none"> 1. Submit noise mitigation proposals to IEC and ER; and 2. Implement noise mitigation proposals.
Limit Level	<ol style="list-style-type: none"> 1. Inform IEC, ER and Contractor and EPD; 2. Repeat measurements to confirm findings; 3. Increase the monitoring frequency; 4. Identify source and investigate the cause of exceedance; 5. Carry out analysis of Contractor's working procedures; 6. Discuss with the IEC, Contractor and ER on 	<ol style="list-style-type: none"> 1. Discuss amongst the ER, ET, and Contractor on the potential remedial actions; and 2. Review Contractor's remedial actions whenever necessary to assure their effectiveness and advise the ER accordingly; 	<ol style="list-style-type: none"> 1. Confirm receipt of notification of failure in writing; 2. Notify the Contractor; 3. In consolidation with the IEC, agree with the Contractor on the remedial measures to be implemented; 4. Supervise the implementation of remedial measures; and 5. If exceedance continues, consider 	<ol style="list-style-type: none"> 1. Take immediate action to avoid further exceedance; 2. Submit proposals for remedial actions to the IEC and ER within 3 working days of notification; 3. Implement the agreed proposals; 4. Submit further proposal if problem still not under control; and 5. Stop the relevant portion of works as

EVENT	ACTION			
	ET	IEC	PERMIT HOLDER	CONTRACTOR
	remedial measure required; 7. Assess effectiveness of Contractor's remedial actions and keep IEC, EPD and ER informed of the results; and 8. If exceedance stops, cease additional monitoring.		stopping the Contractor to continue working in that portion of work which causes the exceedance until the exceedance is abated.	determined by the ER until the exceedance is abated.

Abbreviations: ET – Environmental Team, IEC – Independent Environmental Checker

Table I-3: Event / Action Plan for Landscape and Visual Mitigation Measures

EVENT	ACTION			
	ET	IEC	PERMIT HOLDER	CONTRACTOR
Non-conformity on one occasion	Identify source. Inform IEC and ER. Discuss remedial actions with IEC, ER and Contractor. Monitor remedial actions until rectification has been completed.	Check report. Check Contractor's working method. Discuss with ET and Contractor on possible remedial measures. Advise ER on effectiveness of proposed remedial measures. Check implementation of remedial measures.	Notify Contractor. Ensure remedial measures are properly implemented	Amend working methods to prevent recurrence of nonconformity. Rectify damage and undertake additional action necessary.
Repeated Nonconformity	Identify source. Inform IEC and ER. Increase monitoring frequency. Discuss remedial actions with IEC, ER and Contractor. Monitor remedial actions until rectification has been completed. If non-conformity stops, cease additional monitoring.	Check monitoring report. Check Contractor's working method. Discuss with ET and Contractor on possible remedial measures. Advise ER on effectiveness of proposed remedial measures. Supervise implementation of remedial measures.	Notify Contractor. Ensure remedial measures are properly implemented.	Amend working methods to prevent recurrence of nonconformity. Rectify damage and undertake additional action necessary.

Abbreviations: ET – Environmental Team, IEC – Independent Environmental Checker

APPENDIX J
SUMMARY OF EXCEEDANCE

Appendix J: Exceedance Report

(A) Exceedance Report for Air Quality

Environmental Monitoring	Parameter	No. of non-project related Exceedance		No. of Exceedance related to the Construction Activities of this Contract		Cumulative No. of Exceedance recorded
		Action Level	Limit Level	Action Level	Limit Level	
Air Quality	1-hr TSP	0	0	0	0	0

(B) Exceedance Report for Construction Noise

Environmental Monitoring	Parameter	No. of non-project related Exceedance		No. of Exceedance related to the Construction Activities of this Contract		Cumulative No. of Exceedance recorded
		Action Level	Limit Level	Action Level	Limit Level	
Noise	Leq(30 min.) dB(A)	0	0	0	0	0

**APPENDIX K
ENVIRONMENTAL MITIGATION
IMPLEMENTATION SCHEDULE (EMIS)**

		<p>debris from entering the drainage system, and to prevent storm runoff from entering foul sewers. The discharge of surface runoff into foul sewers should be prevented so as not to overload the sewerage system.</p> <ul style="list-style-type: none"> Discharges should be collected by the temporary drainage system installed by the Contractor and treated on-site to remove sediment prior to discharge to the off-site drainage areas. The Contractor is required to obtain a discharge licence from EPD under the WPCO for all discharges from site with all discharges meeting the water quality requirements of the Technical Memorandum on Standards for Effluents Discharged into Drainage and Sewerage Systems, Inland and Coastal Waters (TM-DSS) 								
5.6.1.3	4.2	<p>Accidental Spillage of Chemicals</p> <p>In accordance with the Waste Disposal (Chemical Waste) (General) Regulation (Cap 354C), the following measures should be implemented:</p> <ul style="list-style-type: none"> The labelling and storage of chemicals should be in accordance with the Code of Practice on the Packaging, Labelling and Storage of Chemical Wastes and maintained at all times by the Contractor. Oils and fuels should only be stored in designated areas which have appropriate pollution prevention control facilities such as oil and grease traps. 	Prevent accidental discharge of chemicals into the surrounding environment	Contractor	Within the Project site / During construction phase		✓		Code of Practice on the Packaging Labelling and Storage of Chemical Wastes; Waste Disposal (Chemical Waste) (General) Regulation (Cap 354C)	Y
5.6.1.4	4.2	<p>Sewage from Construction Workforce</p> <p>Portable toilets should be available throughout the construction phase and regularly maintained, collected and disposed by a licensed wastecollector to a public sewage treatment works for suitable treatment.</p>	Prevent discharge of sewage into the surrounding environment	Contractor	Within the Project site / During construction phase		✓		Water Pollution Control Ordinance (Cap. 358), ProPECC Note PN 1/94	Y

EIA Ref.	EM&A Ref.	Recommended Mitigation Measures	Objectives of the Recommended Measure & Main Concerns to address	Implementation Agent	Location / Duration of the measure	Implementation Stages ¹			Relevant Legislation & Guidelines	Implementation Status
						Des	C	O		
Ecological Impact										
9.7.1	8.3	<p>Temporary Protective Fence for Flora Species of Conservation Interest</p> <p>During construction phase, erection and maintenance of a temporary protective fence enclosing the flora species of conservation interest identified under the detailed vegetation survey is recommended.</p> <p>Monthly monitoring of any other flora species of conservation interest identified in the detailed vegetation survey should be conducted during the construction phase.</p>	<p>To avoid potential impact on flora species of conservation interest from construction activities such as materials storage;</p> <p>To make sure that the flora species of conservation interest are not affected by the construction activities of the Project</p>	Contractor	Project construction site / Throughout construction stage / Until completion of all construction activities		✓		EIAO-TM	Y
Landscape and Visual Impacts Construction Phase										
Table 10.11	Table 9.1	<p>CM01: Trees / woodland within the Project Site which are unaffected by the works shall be protected and preserved during the detailed design stage and construction phase. The tree preservation proposals shall be coordinated with the layout and design of the engineering and architectural works at detailed design stage for further retention of individual trees. The preservation of existing tree shall provide instant greening and screening effect for proposed works. Tree protection works will be undertaken in accordance with DEVB TC(W) 7/2015 on "Tree Preservation" and tree risk assessment in accordance with "Guidelines for Tree Risk Assessment and Management Arrangement by DEVB.</p>	Preserve and protect existing trees	Contractor	Project area / During design stage / construction phase / Establishment Period	✓	✓		<p>EIAO-TM;</p> <p>Protection of Endangered Species of Animals and Plants Ordinance (Cap 586);</p> <p>DEVB TC(W) No. 6/2015 Maintenance of Vegetation and Hard Landscape Features;</p> <p>ETWB TCW No. 29/2004 Registration of Old and Valuable Trees, and Guidelines for their Preservation;</p> <p>DEVB TC(W) No. 07/2015 -Tree Preservation;</p> <p>ETWB (2/2007) - General Guidelines on Tree Pruning;</p> <p>GLTMS (12/2013)</p>	Y

**APPENDIX L
WASTE GENERATION IN THE
REPORTING MONTH**

Name of Department: ArchSD

Monthly Summary Waste Flow Table for 2025 (year)

Project : Design and Construction of Kong Nga Po Police Training Facilities

Contract No.: SS K509

Month	Actual Quantities of Inert C&D Materials Generated Monthly							Actual Quantities of C&D Wastes Generated Monthly				
	Total Quantity Generated	Hard Rock and Large Broken Concrete	Bituminous Material	Reused in the Contract	Reused in other Projects	Disposed as Public Fill	Imported Fill	Metals	Paper/ cardboard packaging	Plastics (see Note 3)	Chemical Waste	Others, e.g. general refuse
	(in '000m ³)	(in '000m ³)	(in '000m ³)	(in '000m ³)	(in '000m ³)	(in '000m ³)	(in '000m ³)	(in '000 kg)	(in '000kg)	(in '000kg)	(in '000kg)	(in '000 m ³)
Cumulative in 2023	16.796	0.000	0.000	0.000	0.000	16.796	0.000	0.000	0.041	0.054	0.000	0.657
Cumulative in 2024	68.120	0.000	0.000	19.942	32.572	15.607	0.000	12.077	1.129	4.454	0.000	8.249
Jan	2.012	0.000	0.000	1.329	0.306	0.377	0.000	0.000	0.000	0.000	0.000	1.495
Feb												
Mar												
Apr												
May												
Jun												
Sub-total	2.012	0.000	0.000	1.329	0.306	0.377	0.000	0.000	0.000	0.000	0.000	1.495
Jul												
Aug												
Sep												
Oct												
Nov												
Dec												
Total	86.928	0.000	0.000	21.271	32.878	32.780	0.000	12.077	1.170	4.508	0.000	10.401

- Notes:
- (1) The performance targets are given in the Particular Specification on Environmental Management Plan.
 - (2) The waste flow table shall also include construction waste that are specified in the Contract to be imported for use at the site.
 - (3) Plastics refer to plastic bottles/containers, plastic sheets/foam from packaging material.
 - (4) Broken concrete for recycling into aggregates.
 - (5) If necessary, use the conversion factor: 1 full load of dumping truck being equivalent to 6.5 m3 by volume.

	Date of transaction 交易日期	Vehicle No. 車牌號碼	Account No. 帳戶編號	Chit No. 入帳票編號	Time-in 進入時間	Time-out 離開時間	Waste depth (meter) 廢物深度 (米)	Weight-in (tonne) 入閘重量 (公噸)	Weight-out (tonne) 出閘重量 (公噸)	Net weight (tonne) 淨重量 (公噸)
NENT	02/01/25	UJ1*2	7046289	28241292	08:04	08:28	1.34	18.82	16.19	2.63
NENT	02/01/25	ZL8*09	7046289	28241154	08:50	09:11	1.05	18.56	16.89	1.67
NENT	02/01/25	ZL8*09	7046289	28241155	10:05	10:35	1.11	19.46	16.88	2.58
NENT	02/01/25	ZL8*09	7046289	28241294	11:33	11:55	1.17	21.08	16.86	4.22
NENT	02/01/25	RD2*11	7046289	28241157	12:00	12:21	1.04	19.5	16.82	2.68
NENT	02/01/25	YN8*99	7046289	28241295	12:43	13:06	0.96	18.6	15.56	3.04
NENT	02/01/25	ZL8*09	7046289	28241158	13:02	13:22	0.86	19.81	17	2.81
NENT	02/01/25	TA9*5	7046289	28241156	13:44	14:19	1.44	18.36	16.98	1.38
NENT	02/01/25	YN8*99	7046289	28241297	14:32	15:01	0.84	17.51	15.55	1.96
NENT	02/01/25	ZL8*09	7046289	28241296	14:45	15:09	0.86	20.16	17.12	3.04
NENT	02/01/25	YV7*34	7046289	28241298	15:48	16:16	0.87	18.45	15.08	3.37
NENT	02/01/25	ZL8*09	7046289	28241299	15:58	16:25	0.71	21.85	17.1	4.75
NENT	02/01/25	YN8*99	7046289	28241300	16:17	16:44	1.08	17.8	15.53	2.27
NENT	03/01/25	TA7*21	7046289	28241301	08:02	08:28	1.17	19.33	14.9	4.43
NENT	03/01/25	ZL8*09	7046289	28241159	08:43	09:09	0.5	21.32	17.08	4.24
NENT	03/01/25	ZL8*09	7046289	28241160	09:56	10:21	0.48	21.69	17.07	4.62
NENT	03/01/25	SB7*8	7046289	28241302	11:07	11:28	1.09	21.53	18.1	3.43
NENT	03/01/25	ZL8*09	7046289	28241161	11:23	11:46	1.04	20.72	17.06	3.66
NENT	03/01/25	ZL8*09	7046289	28241303	12:39	13:01	0.62	21.19	17.05	4.14
NENT	03/01/25	YV7*34	7046289	28241305	14:41	15:10	0.5	19.58	15.02	4.56
NENT	03/01/25	ZL8*09	7046289	28241304	14:47	15:08	1.05	20.52	17.04	3.48
NENT	03/01/25	ZL8*09	7046289	28241163	16:20	16:48	0.95	20.68	17.17	3.51
NENT	04/01/25	UJ1*2	7046289	28241306	08:01	08:26	1	19.41	16.09	3.32
NENT	04/01/25	TA7*21	7046289	28241307	08:04	08:25	1.18	17.2	14.94	2.26
NENT	04/01/25	TA7*21	7046289	28241308	09:34	09:58	1.31	18.14	14.94	3.2
NENT	04/01/25	YN8*99	7046289	28241310	10:28	10:56	1.12	17.5	15.58	1.92
NENT	04/01/25	XM6*51	7046289	28241164	10:55	11:27	0.66	17.55	15.77	1.78
NENT	04/01/25	RD2*11	7046289	28241165	10:56	11:17	0.93	19.02	16.88	2.14
NENT	04/01/25	TA7*21	7046289	28241309	11:13	11:38	1.14	18.89	14.91	3.98
NENT	04/01/25	YN8*99	7046289	28241311	12:04	12:29	0.63	17.26	15.57	1.69
NENT	04/01/25	RD2*11	7046289	28241167	12:21	12:54	1.59	20.51	16.87	3.64
NENT	04/01/25	TA7*21	7046289	28241312	12:59	13:24	0.74	19.49	14.91	4.58
NENT	04/01/25	TA7*21	7046289	28241168	14:37	14:57	0.67	19.48	14.89	4.59
NENT	04/01/25	TA7*21	7046289	28241169	16:04	16:26	1.12	16.8	14.88	1.92
NENT	04/01/25	UJ1*2	7046289	28241314	16:23	16:41	1	19.37	16.05	3.32
NENT	06/01/25	ZL8*09	7046289	28241170	09:25	09:52	1.07	21.3	17.07	4.23
NENT	06/01/25	XM6*51	7046289	28241171	09:31	10:03	0.93	18.5	15.72	2.78
NENT	06/01/25	ZL8*09	7046289	28241316	10:58	11:22	0.66	21.04	17.06	3.98
NENT	06/01/25	RD2*11	7046289	28241315	11:02	11:28	0.76	20.27	16.83	3.44
NENT	06/01/25	ZA9*45	7046289	28241173	11:34	12:00	0.69	19	15.96	3.04
NENT	06/01/25	ZL8*09	7046289	28241318	12:14	12:39	1.06	18.61	17.05	1.56
NENT	06/01/25	RD2*11	7046289	28241319	13:03	13:27	0.72	19.43	16.82	2.61
NENT	06/01/25	ZL8*09	7046289	28241320	13:36	13:59	1.29	18.61	17.04	1.57
NENT	06/01/25	XM6*51	7046289	28241172	13:39	14:07	0.48	19.53	15.7	3.83
NENT	06/01/25	ZL8*09	7046289	28241321	15:07	15:39	1.03	18.51	17.03	1.48
NENT	06/01/25	RD2*11	7046289	28241174	15:08	15:35	0.81	20.89	16.81	4.08
NENT	06/01/25	ZL8*09	7046289	28241175	16:47	17:14	1.07	20.78	17.03	3.75

NENT	07/01/25	ZL8*09	7046289	28241096	08:42	09:10	1.11	21.45	16.99	4.46
NENT	07/01/25	TA7*21	7046289	28241097	10:58	11:25	1.26	17.78	14.91	2.87
NENT	07/01/25	XM6*51	7046289	28241098	11:03	11:31	0.93	17.68	15.68	2
NENT	07/01/25	ZL8*09	7046289	28241323	11:09	11:35	1.01	18.84	16.85	1.99
NENT	07/01/25	ZL8*09	7046289	28241324	12:22	12:43	0.91	18.19	16.83	1.36
NENT	07/01/25	XM6*51	7046289	28241099	12:47	13:14	0.78	16.99	15.66	1.33
NENT	07/01/25	TA7*21	7046289	28241100	13:20	13:44	1.3	17.98	14.91	3.07
NENT	07/01/25	ZL8*09	7046289	28241325	13:40	14:05	0.8	19.03	16.97	2.06
NENT	07/01/25	YN8*99	7046289	28241328	14:15	14:43	0.52	18.19	15.85	2.34
NENT	07/01/25	TA7*21	7046289	28241101	15:02	15:28	0.87	17.15	14.89	2.26
NENT	07/01/25	TA9*5	7046289	28241327	15:54	16:21	1.17	19.24	16.93	2.31
NENT	07/01/25	YN8*99	7046289	28241329	15:55	16:15	0.78	17.62	15.69	1.93
NENT	07/01/25	ZL8*09	7046289	28241326	16:21	16:51	1.41	21.49	17.11	4.38
NENT	08/01/25	YN1*02	7046289	28241331	08:04	08:29	1.44	24.87	20.07	4.8
NENT	08/01/25	ZL8*09	7046289	28241330	08:19	08:42	0.72	21.88	17.08	4.8
NENT	08/01/25	ZL8*09	7046289	28241332	09:40	10:05	1.2	20.54	17.07	3.47
NENT	08/01/25	ZL8*09	7046289	28241102	11:06	11:30	0.81	18.42	17.07	1.35
NENT	08/01/25	ZL8*09	7046289	28241333	12:17	12:39	0.98	19.4	17.05	2.35
NENT	08/01/25	ZL8*09	7046289	28241103	14:45	15:12	0.48	21.17	17.04	4.13
NENT	08/01/25	TA7*21	7046289	28241104	16:09	16:37	0.99	19.51	14.96	4.55
NENT	08/01/25	ZL8*09	7046289	28241334	16:11	16:38	1.16	21.13	17.03	4.1
NENT	08/01/25	YN1*02	7046289	28241335	17:19	17:44	0.98	24.52	20.21	4.31
NENT	09/01/25	TA7*21	7046289	28241105	08:05	08:31	1.26	19.03	14.97	4.06
NENT	09/01/25	ZL8*09	7046289	28241106	08:48	09:14	1	21.18	17.01	4.17
NENT	09/01/25	TA7*21	7046289	28241107	09:44	10:09	1.17	19.48	14.95	4.53
NENT	09/01/25	ZL8*09	7046289	28241436	10:18	10:43	0.98	19.92	17.06	2.86
NENT	09/01/25	TA7*21	7046289	28241108	12:01	12:24	1.23	17.72	14.93	2.79
NENT	09/01/25	ZL8*09	7046289	28241437	12:05	12:25	1.27	21.03	17.03	4
NENT	09/01/25	ZL8*09	7046289	28241109	13:16	13:41	0.91	18.93	17.02	1.91
NENT	09/01/25	ZL8*09	7046289	28241438	14:30	14:58	0.61	21.27	17.02	4.25
NENT	09/01/25	ZL8*09	7046289	28241110	16:33	16:56	1.27	20.93	17.18	3.75
NENT	10/01/25	TA7*21	7046289	28241439	08:05	08:29	0.59	19.53	14.95	4.58
NENT	10/01/25	ZL8*09	7046289	28241440	08:34	08:56	0.46	21.23	17.16	4.07
NENT	10/01/25	ZL8*09	7046289	28241111	09:59	10:21	0.95	19.31	17.15	2.16
NENT	10/01/25	ZL8*09	7046289	28241441	12:14	12:36	0.73	21.55	17.13	4.42
NENT	10/01/25	TA9*5	7046289	28241112	12:18	12:53	1.59	19.71	16.93	2.78
NENT	10/01/25	ZL8*09	7046289	28241113	15:11	15:36	1.36	21.25	17.1	4.15
NENT	10/01/25	ZL8*09	7046289	28241442	16:24	16:49	0.62	21.54	17.08	4.46
NENT	11/01/25	AA8*60	7046289	28241443	08:01	08:24	0.63	27.58	19.55	8.03
NENT	11/01/25	TA7*21	7046289	28241444	08:04	08:28	1.27	17.52	14.92	2.6
NENT	11/01/25	ZL8*09	7046289	28241445	08:17	08:44	0.48	21.31	17.06	4.25
NENT	11/01/25	AA8*60	7046289	28241446	09:27	09:50	0.63	26.67	19.54	7.13
NENT	11/01/25	ZL8*09	7046289	28241447	09:49	10:11	0.45	21.06	16.86	4.2
NENT	11/01/25	ZL8*09	7046289	28241114	11:05	11:31	0.77	19.67	16.86	2.81
NENT	11/01/25	AA8*60	7046289	28241448	11:30	11:54	0.64	26.86	19.53	7.33
NENT	11/01/25	SB7*8	7046289	28241496	11:44	12:09	0.59	20.78	18.16	2.62
NENT	11/01/25	AA8*60	7046289	28241449	12:50	13:14	0.82	26.53	19.52	7.01
NENT	11/01/25	ZL8*09	7046289	28241115	13:32	13:57	1.23	20.3	16.83	3.47
NENT	11/01/25	ZL8*09	7046289	28241497	15:46	16:11	0.6	20.98	16.99	3.99
NENT	13/01/25	TA7*21	7046289	28241451	08:03	08:29	1.31	17.87	14.92	2.95
NENT	13/01/25	ZL8*09	7046289	28241450	08:52	09:14	1.28	21.12	16.96	4.16
NENT	13/01/25	ZL8*09	7046289	28241498	10:17	10:44	0.75	21.24	16.98	4.26
NENT	13/01/25	XM6*51	7046289	28241499	10:41	11:04	0.86	18.4	15.77	2.63
NENT	13/01/25	ZL8*09	7046289	28241452	11:46	12:07	0.67	21.66	16.95	4.71

NENT	13/01/25	ZL8*09	7046289	28241453	12:59	13:17	1.27	21.25	16.94	4.31
NENT	13/01/25	XM6*51	7046289	28241500	13:42	14:03	0.49	19.71	15.76	3.95
NENT	13/01/25	ZL8*09	7046289	28241454	14:02	14:20	0.98	19.48	16.93	2.55
NENT	13/01/25	ZL8*09	7046289	28241455	15:31	15:55	0.8	21.82	16.92	4.9
NENT	13/01/25	UJ1*2	7046289	28241416	16:56	17:19	1.05	20.55	16.16	4.39
NENT	14/01/25	UJ1*2	7046289	28241417	08:02	08:24	0.98	20.17	16.14	4.03
NENT	14/01/25	ZL8*09	7046289	28241418	08:31	08:55	0.51	21.65	16.89	4.76
NENT	14/01/25	ZL8*09	7046289	28241501	09:54	10:12	1.02	20.38	16.87	3.51
NENT	14/01/25	ZL8*09	7046289	28241502	11:18	11:39	1.29	21.54	16.99	4.55
NENT	14/01/25	ZL8*09	7046289	28241503	12:51	13:14	1.02	19.87	16.98	2.89
NENT	14/01/25	ZL8*09	7046289	28241419	14:23	14:51	0.76	20.88	16.98	3.9
NENT	14/01/25	UJ1*2	7046289	28241420	16:15	16:34	0.93	20.65	16.08	4.57
NENT	14/01/25	ZL8*09	7046289	28241504	16:19	16:38	1.35	21.57	16.95	4.62
NENT	15/01/25	ZL8*09	7046289	28241421	08:29	08:56	1.3	21.27	16.93	4.34
NENT	15/01/25	ZL8*09	7046289	28241422	09:49	10:16	1.04	21.15	16.92	4.23
NENT	15/01/25	ZL8*09	7046289	28241423	11:17	11:37	0.85	21.11	16.91	4.2
NENT	15/01/25	ZL8*09	7046289	28241424	12:36	13:00	1.37	21.46	16.91	4.55
NENT	15/01/25	ZL8*09	7046289	28241425	15:24	15:44	0.7	20.15	16.88	3.27
NENT	15/01/25	ZL8*09	7046289	28241426	16:38	16:58	1.14	21.3	16.86	4.44
NENT	16/01/25	TA7*21	7046289	28241428	08:04	08:28	0.67	18.82	14.95	3.87
NENT	16/01/25	ZL8*09	7046289	28241427	08:04	08:28	1.12	19.87	16.99	2.88
NENT	16/01/25	ZL8*09	7046289	28241505	09:18	09:39	0.58	21.67	16.98	4.69
NENT	16/01/25	ZL8*09	7046289	28241506	10:28	10:52	0.67	21.28	16.98	4.3
NENT	16/01/25	XM6*51	7046289	28241507	10:44	11:05	0.95	19.83	15.71	4.12
NENT	16/01/25	ZL8*09	7046289	28241508	11:47	12:07	0.92	21.48	16.96	4.52
NENT	16/01/25	ZL8*09	7046289	28241509	13:13	13:33	1.16	21.33	16.96	4.37
NENT	16/01/25	XM6*51	7046289	28241510	13:54	14:21	0.99	19.12	15.69	3.43
NENT	16/01/25	ZL8*09	7046289	28241511	14:46	15:06	1.31	21.57	16.95	4.62
NENT	16/01/25	ZL8*09	7046289	28241512	16:13	16:31	0.93	21.82	16.94	4.88
NENT	16/01/25	XM6*51	7046289	28241513	16:16	16:42	0.91	17.4	15.68	1.72
NENT	16/01/25	TA7*21	7046289	28241514	16:46	17:10	0.99	19.38	14.89	4.49
NENT	17/01/25	TA7*21	7046289	28241429	08:02	08:28	1.44	17.95	14.92	3.03
NENT	17/01/25	ZL8*09	7046289	28241536	08:48	09:08	0.83	21.17	16.9	4.27
NENT	17/01/25	ZL8*09	7046289	28241537	10:39	10:58	1.08	18.54	16.91	1.63
NENT	17/01/25	ZL8*09	7046289	28241538	12:04	12:22	1.26	21.41	16.88	4.53
NENT	17/01/25	RD2*11	7046289	28241515	12:23	12:49	1.6	21.45	16.86	4.59
NENT	17/01/25	YN8*99	7046289	28241430	12:57	13:22	1.03	16.68	15.64	1.04
NENT	17/01/25	ZL8*09	7046289	28241539	13:27	13:48	1.13	18.66	16.87	1.79
NENT	17/01/25	RD2*11	7046289	28241540	14:11	14:34	0.97	20.75	16.85	3.9
NENT	17/01/25	ZL8*09	7046289	28241541	16:32	17:06	1.21	21.58	16.85	4.73
NENT	18/01/25	TA7*21	7046289	28241542	08:04	08:24	1.26	18.24	14.93	3.31
NENT	18/01/25	ZL8*09	7046289	28241543	09:08	09:27	0.46	21.18	16.84	4.34
NENT	18/01/25	RD2*11	7046289	28241544	11:10	11:43	0.97	18.84	17.06	1.78
NENT	18/01/25	ZL8*09	7046289	28241545	11:45	12:05	1.25	18.69	16.82	1.87
NENT	18/01/25	RD2*11	7046289	28241546	12:58	13:16	0.99	20.09	17.08	3.01
NENT	18/01/25	ZL8*09	7046289	28241431	13:12	13:30	0.77	21.35	16.99	4.36
NENT	18/01/25	ZL8*09	7046289	28241432	14:59	15:20	1.26	21.64	16.98	4.66
NENT	18/01/25	TA9*5	7046289	28241433	15:21	15:40	0.75	21.13	16.98	4.15
NENT	18/01/25	TA9*5	7046289	28241434	16:53	17:11	0.65	19.3	16.98	2.32
NENT	18/01/25	ZL8*09	7046289	28241547	16:56	17:16	0.7	18.69	16.96	1.73
NENT	20/01/25	UJ1*2	7046289	28241435	08:01	08:22	1.19	19.11	16.19	2.92
NENT	20/01/25	ZL8*09	7046289	28241548	08:22	08:41	0.87	21.68	16.94	4.74
NENT	20/01/25	UJ1*2	7046289	28241456	09:22	09:40	0.83	19.76	16.18	3.58
NENT	20/01/25	ZL8*09	7046289	28241457	09:28	09:46	0.68	19.24	16.93	2.31

NENT	20/01/25	UJ1*2	7046289	28241476	10:43	11:01	0.9	18.75	16.18	2.57
NENT	20/01/25	ZL8*09	7046289	28241549	10:43	11:05	0.99	20.49	16.93	3.56
NENT	20/01/25	ZL8*09	7046289	28241550	12:12	12:33	1.34	21.45	16.92	4.53
NENT	20/01/25	UJ1*2	7046289	28241477	12:15	12:32	0.65	20.48	16.16	4.32
NENT	20/01/25	ZL8*09	7046289	28241551	13:24	13:43	1.16	21.65	16.91	4.74
NENT	20/01/25	UJ1*2	7046289	28241478	13:31	13:48	1.13	19.97	16.15	3.82
NENT	20/01/25	UJ1*2	7046289	28241479	14:44	15:03	0.88	20.44	16.15	4.29
NENT	20/01/25	ZL8*09	7046289	28241552	15:10	15:35	1.15	18.65	16.9	1.75
NENT	20/01/25	XM6*51	7046289	28241553	16:06	16:32	0.9	19.05	15.73	3.32
NENT	20/01/25	UJ1*2	7046289	28241480	16:07	16:26	1.12	18.52	16.09	2.43
NENT	21/01/25	UJ1*2	7046289	28241481	08:01	08:17	0.56	20.57	16.1	4.47
NENT	21/01/25	YN1*02	7046289	28241482	08:04	08:26	0.49	26.21	20.21	6
NENT	21/01/25	ZL8*09	7046289	28241483	08:54	09:12	0.75	20.95	16.88	4.07
NENT	21/01/25	ZL8*09	7046289	28241516	10:19	10:38	1.11	20.44	16.87	3.57
NENT	21/01/25	TA9*5	7046289	28241555	11:19	11:46	1.51	19.52	16.93	2.59
NENT	21/01/25	ZL8*09	7046289	28241485	13:21	13:40	1.1	19.84	16.85	2.99
NENT	21/01/25	ZL8*09	7046289	28241486	15:15	15:34	1.16	21.07	16.83	4.24
NENT	22/01/25	UJ1*2	7046289	28241461	08:02	08:24	1.18	20.38	16.32	4.06
NENT	22/01/25	ZL8*09	7046289	28241462	08:18	08:45	1.23	21.08	16.97	4.11
NENT	22/01/25	ZL8*09	7046289	28241487	09:36	10:05	0.58	20	16.96	3.04
NENT	22/01/25	ZL8*09	7046289	28241517	11:12	11:37	0.47	19.57	16.98	2.59
NENT	22/01/25	TA9*5	7046289	28241518	11:15	11:46	1.52	19.03	17.06	1.97
NENT	22/01/25	ZL8*09	7046289	28241519	12:39	13:03	1.12	18.54	16.96	1.58
NENT	22/01/25	UJ1*2	7046289	28241463	13:00	13:21	0.63	20.09	16.25	3.84
NENT	22/01/25	UJ1*2	7046289	28241464	14:14	14:35	0.96	18.93	16.24	2.69
NENT	22/01/25	ZL8*09	7046289	28241520	14:27	14:49	1.22	21.81	16.95	4.86
NENT	22/01/25	UJ1*2	7046289	28241465	15:26	15:48	0.83	18.22	16.22	2
NENT	22/01/25	UJ1*2	7046289	28241466	16:36	16:56	0.94	21.1	16.23	4.87
NENT	22/01/25	ZL8*09	7046289	28241488	16:40	17:06	1.2	18.12	16.95	1.17
NENT	23/01/25	UJ1*2	7046289	28241467	08:00	08:20	0.77	19.66	16.22	3.44
NENT	23/01/25	ZA9*45	7046289	28241469	08:19	08:45	0.93	20.13	16.2	3.93
NENT	23/01/25	ZL8*09	7046289	28241468	08:33	08:56	0.76	20.98	16.95	4.03
NENT	23/01/25	UJ1*2	7046289	28241470	09:08	09:27	0.67	21.05	16.25	4.8
NENT	23/01/25	ZA9*45	7046289	28241471	09:49	10:16	1.1	19.74	16.18	3.56
NENT	23/01/25	ZL8*09	7046289	28241521	10:04	10:27	0.91	18.27	16.94	1.33
NENT	23/01/25	UJ1*2	7046289	28241472	10:16	10:37	0.76	20.61	16.21	4.4
NENT	23/01/25	UJ1*2	7046289	28241473	11:20	11:43	0.7	18.05	16.18	1.87
NENT	23/01/25	ZL8*09	7046289	28241522	11:45	12:11	1.03	20.36	16.92	3.44
NENT	23/01/25	ZA9*45	7046289	28241489	12:01	12:24	0.93	20.95	16.14	4.81
NENT	23/01/25	UJ1*2	7046289	28241474	13:05	13:27	0.6	18.68	16.16	2.52
NENT	23/01/25	RD2*11	7046289	28241523	13:13	13:35	1.08	19.52	16.87	2.65
NENT	23/01/25	ZL8*09	7046289	28241524	13:41	14:04	0.66	21.28	16.9	4.38
NENT	23/01/25	ZA9*45	7046289	28241490	14:12	14:36	1.01	19.34	16.12	3.22
NENT	23/01/25	UJ1*2	7046289	28241491	14:27	14:50	0.51	19.96	16.15	3.81
NENT	23/01/25	ZL8*09	7046289	28241525	15:41	16:06	1.2	21.84	17.04	4.8
NENT	23/01/25	UJ1*2	7046289	28241492	16:15	16:38	0.98	20.6	16.13	4.47
NENT	23/01/25	TA9*5	7046289	28241526	16:31	16:56	1.18	21.49	16.97	4.52
NENT	24/01/25	UJ1*2	7046289	28241493	08:03	08:23	0.62	20.03	16.11	3.92
NENT	24/01/25	ZL8*09	7046289	28241527	08:37	09:02	0.96	21.06	17	4.06
NENT	24/01/25	ZL8*09	7046289	28241494	10:00	10:27	0.98	19.31	17	2.31
NENT	24/01/25	XM6*51	7046289	28241528	11:28	11:59	0.75	19.45	15.86	3.59
NENT	24/01/25	ZL8*09	7046289	28241475	11:50	12:14	1.2	21.18	16.98	4.2
NENT	24/01/25	ZL8*09	7046289	28241495	13:11	13:35	0.65	18.32	16.96	1.36
NENT	24/01/25	TA9*5	7046289	28241529	15:48	16:12	1.02	21.94	17.06	4.88

NENT	24/01/25	ZL8*09	7046289	28241531	16:41	17:08	1.06	18.85	16.94	1.91
NENT	24/01/25	TA9*5	7046289	28241530	17:01	17:25	0.73	21.87	17.08	4.79
NENT	24/01/25	YN1*02	7046289	28241532	17:11	17:36	1.3	24.54	20.18	4.36
NENT	25/01/25	UJ1*2	7046289	28241556	08:00	08:18	0.9	18.28	16.19	2.09
NENT	25/01/25	ZL8*09	7046289	28241533	08:08	08:32	0.93	20.05	16.93	3.12
NENT	25/01/25	ZL8*09	7046289	28241534	10:19	10:42	0.71	21.18	16.88	4.3
NENT	25/01/25	ZL8*09	7046289	28241557	11:37	11:59	1.15	21.59	16.87	4.72
NENT	25/01/25	TA9*5	7046289	28241535	11:40	12:07	1.84	21.7	17.02	4.68
NENT	25/01/25	ZL8*09	7046289	28241558	13:30	13:56	0.66	19.62	17.04	2.58
NENT	25/01/25	TA9*5	7046289	28241560	13:54	14:19	0.99	18.08	17	1.08
NENT	25/01/25	RD2*11	7046289	28241561	15:16	15:40	0.85	19.74	16.89	2.85
NENT	25/01/25	TA7*21	7046289	28241562	15:20	15:42	0.72	19.5	14.95	4.55
NENT	25/01/25	ZL8*09	7046289	28241559	16:34	17:02	1.41	21.16	17.01	4.15
NENT	25/01/25	RD2*11	7046289	28241563	17:39	17:59	0.53	21.61	17.09	4.52
NENT	27/01/25	UJ1*2	7046289	28241564	08:01	08:21	0.85	19.32	16.11	3.21
NENT	27/01/25	ZL8*09	7046289	28241565	08:14	08:41	1.04	20.85	16.98	3.87
NENT	27/01/25	UJ1*2	7046289	28241568	09:12	09:32	1.06	18.56	16.12	2.44
NENT	27/01/25	UJ1*2	7046289	28241569	10:16	10:36	1.07	19.48	16.11	3.37
NENT	27/01/25	TA9*5	7046289	28241567	11:23	11:48	1.18	20.71	16.95	3.76
NENT	27/01/25	UJ1*2	7046289	28241570	11:33	11:52	1.18	19.35	16.11	3.24
NENT	27/01/25	ZL8*09	7046289	28241566	11:35	12:01	1.29	21.07	16.96	4.11
TM38--FB	02/01/25	ZJ1*47	7046289	28241337	09:04	09:12	0	36.08	16.4	19.68
TM38--FB	02/01/25	ZJ4*30	7046289	28241338	09:18	09:25	0	36.44	16.39	20.05
TM38--FB	02/01/25	NS9*0	7046289	28241293	09:42	09:48	0	36.09	15.68	20.41
TM38--FB	02/01/25	ZJ1*47	7046289	28241339	10:55	11:03	0	36.8	16.36	20.44
TM38--FB	02/01/25	NS9*0	7046289	28241340	11:23	11:29	0	36.07	15.65	20.42
TM38--FB	02/01/25	RK9*9	7046289	28241341	11:54	12:00	0	36.46	16.38	20.08
TM38--FB	02/01/25	RK9*9	7046289	28241342	13:51	13:56	0	36.17	16.35	19.82
TM38--FB	02/01/25	NS9*0	7046289	28241343	14:06	14:12	0	35.61	15.9	19.71
TM38--FB	02/01/25	ZJ1*47	7046289	28241344	14:16	14:24	0	36	16.34	19.66
TM38--FB	02/01/25	RK9*9	7046289	28241345	15:29	15:35	0	35.69	16.33	19.36
TM38--FB	02/01/25	NS9*0	7046289	28241346	15:56	16:03	0	37.12	15.85	21.27
TM38--FB	02/01/25	ZJ1*47	7046289	28241347	16:09	16:17	0	36.02	16.32	19.7
TM38--FB	02/01/25	RK9*9	7046289	28241348	17:22	17:27	0	36.58	16.43	20.15
TM38--FB	03/01/25	YZ5*12	7046289	28241349	09:11	09:17	0	36.24	16.37	19.87
TM38--FB	03/01/25	RK9*9	7046289	28241350	09:33	09:38	0	36.31	16.34	19.97
TM38--FB	03/01/25	YZ5*12	7046289	28241351	11:06	11:13	0	35.58	16.33	19.25
TM38--FB	03/01/25	RK9*9	7046289	28241353	11:15	11:22	0	36.15	16.32	19.83
TM38--FB	03/01/25	CJ3*1	7046289	28241352	11:20	11:26	0	36	16.61	19.39
TM38--FB	03/01/25	YZ5*12	7046289	28241354	13:55	14:02	0	34.96	16.33	18.63
TM38--FB	03/01/25	RK9*9	7046289	28241355	13:57	14:04	0	36.37	16.29	20.08
TM38--FB	03/01/25	SB7*8	7046289	28241162	14:25	14:34	0	29.26	18.29	10.97
TM38--FB	03/01/25	CJ3*1	7046289	28241356	15:00	15:08	0	36.42	16.55	19.87
TM38--FB	03/01/25	YZ5*12	7046289	28241357	15:29	15:35	0	36.27	16.31	19.96
TM38--FB	03/01/25	RK9*9	7046289	28241358	16:27	16:34	0	36.2	16.24	19.96
TM38--FB	03/01/25	CJ3*1	7046289	28241359	16:36	16:41	0	36.02	16.55	19.47
TM38--FB	03/01/25	YZ5*12	7046289	28241360	17:29	17:35	0	36.28	16.4	19.88
TM38--FB	04/01/25	RK9*9	7046289	28241361	08:57	09:02	0	36.84	16.36	20.48
TM38--FB	04/01/25	CJ3*1	7046289	28241362	09:16	09:22	0	36.11	16.61	19.5
TM38--FB	04/01/25	CJ3*1	7046289	28241363	11:05	11:11	0	36.28	16.58	19.7
TM38--FB	04/01/25	RK9*9	7046289	28241364	11:40	11:46	0	36.18	16.32	19.86
TM38--FB	04/01/25	CJ3*1	7046289	28241313	14:09	14:17	0	35.91	16.52	19.39
TM38--FB	04/01/25	RK9*9	7046289	28241365	14:22	14:28	0	36.77	16.27	20.5
TM38--FB	04/01/25	CJ3*1	7046289	28241366	15:55	16:00	0	35.98	16.51	19.47

TM38--FB	04/01/25	RK9*9	7046289	28241367	15:57	16:01	0	36.82	16.25	20.57
TM38--FB	06/01/25	ME8*22	7046289	28241317	12:18	12:24	0	28.42	14.05	14.37
TM38--FB	06/01/25	ME8*22	7046289	28241322	17:13	17:18	0	29.04	14	15.04
TM38--FB	08/01/25	SM1*9	7046289	28241376	09:24	09:28	0	35.3	15.71	19.59
TM38--FB	08/01/25	SM1*9	7046289	28241377	11:03	11:10	0	35.14	15.68	19.46
TM38--FB	08/01/25	SM1*9	7046289	28241378	14:14	14:22	0	35.49	15.73	19.76
TM38--FB	18/01/25	ZJ1*47	7046289	28241368	09:26	09:36	0	36.34	16.36	19.98
TM38--FB	18/01/25	TP9*82	7046289	28241369	09:38	09:43	0	27.94	14.35	13.59
TM38--FB	18/01/25	RL9*69	7046289	28241370	09:52	09:59	0	28.93	14.14	14.79
TM38--FB	18/01/25	ZJ4*30	7046289	28241371	10:01	10:10	0	35.93	16.4	19.53
TM38--FB	18/01/25	ZJ1*47	7046289	28241372	11:26	11:33	0	36.28	16.33	19.95
TM38--FB	18/01/25	RL9*69	7046289	28241374	11:56	12:02	0	28.68	14.12	14.56
TM38--FB	18/01/25	ZJ4*30	7046289	28241375	12:05	12:11	0	36.49	16.37	20.12
TM38--FB	18/01/25	TP9*82	7046289	28241373	12:46	12:51	0	28.26	14.32	13.94
TM38--FB	18/01/25	ZJ1*47	7046289	28241576	14:19	14:36	0	36.13	16.34	19.79
TM38--FB	18/01/25	RL9*69	7046289	28241577	14:44	14:49	0	28.3	14.1	14.2
TM38--FB	18/01/25	ZJ4*30	7046289	28241578	14:56	15:02	0	36.56	16.37	20.19
TM38--FB	18/01/25	ZJ1*47	7046289	28241579	16:42	16:50	0	36.2	16.41	19.79
TM38--FB	18/01/25	RL9*69	7046289	28241580	16:47	16:52	0	28.57	14.08	14.49
TM38--FB	18/01/25	ZJ4*30	7046289	28241581	17:03	17:08	0	35.92	16.31	19.61
TM38--FB	21/01/25	ME8*22	7046289	28241554	09:48	09:53	0	28.98	14	14.98
TM38--FB	21/01/25	ME8*22	7046289	28241484	11:33	11:38	0	28.61	13.97	14.64
TM38--FB	21/01/25	ME8*22	7046289	28241458	13:58	14:06	0	28.55	13.93	14.62
TM38--FB	21/01/25	ME8*22	7046289	28241459	15:41	15:46	0	28.63	13.9	14.73
TM38--FB	21/01/25	ME8*22	7046289	28241460	17:46	17:51	0	28.75	13.9	14.85

REMARKS

堆填區 Landfill	NENT	新界東北堆填區 North East New Territories
公眾填料接收設施 Public fill reception facilities	TM38--FB	屯門第38區填料庫 Fill Bank at Tuen Mun Area 38

**APPENDIX M
COMPLAINT LOG**

Appendix M - Complaint Log

Reporting month: January 2025

Complaint Log Ref.	EPD Log Ref.	Location	Received Date	Details of Complaint	Investigation/ Mitigation Action Status	Status
C001	N07/RN/00020836-23	Kong Nga Po Road (Lamp post GD0470)	29-Aug-23	The complainant alleged that the general construction noise except renovation (within Restricted Hours) from at Kong Nga Po Road (Lamp post GD0470), and commented that "晚上八九點地盤有噪音有人工作". The work sites under complaint are adjacent to the captioned Designated Project area.	Record of Site Investigation Refer to the public complaint which was no mention the certain time, based on daily record provided, CSJV was confirmed that the working period on 26, 27 & 28 Aug 2023 and the working hours were within the approved restricted hour. The equipment applied on the mentioned periods were listed in the Group D of the CNP No. GW-RN0882-23 (Effective date from 24/08/2023 to 23/11/2023) According to the written reply, the Contractor has implemented both the notification of the neighborhood on the schedule of night works and erect noise barriers to screen noisy works for neighborhood. Please be advised that the Contractor is strictly adhering to the conditions of the construction noise permit.	Closed
C002	N07/RN/00029993-23	The river(s) near the San Uk Ling Holding Centre	14-Dec-23	The complainant alleged that the river(s) near the San Uk Ling Holding Centre has recently had a large amount of soil/muddy water. (新屋嶺扣留中心附近的河流，近日有大量黃泥水)	Record of Site Investigation In reference to the public complaint, it has been noted that the complainant did not provide a precise description of the river(s) location adjacent to the San Uk Ling Holding Centre, where there has been a recent influx of soil-laden water. EPD officers carried out site inspection on 15/12/2023 at 11:20 –12:00. EPD officers checked the U-channels, catchpits and wastewater treatment facility at WTF. No water including muddy water was discharged from Construction sites to the drainage. The Contractor has checked the drainage and wastewater treatment facilities at WTF and SOTF, which is near the complaint area. No water was discharged from the above locations. Advice: For the Contractor: 1)The Contractor strictly complies with the	Closed

					<p>requirements of relevant environmental ordinances and EM&A Manual.</p> <p>2)The promotional flyer contains a Community Liaison Hotline: 9790 2879 that can be placed in residents' mailboxes, so they can directly contact you to resolve environmental issues.</p> <p>For EPD officer:</p> <p>1)Please consider that the Community Liaison Hotline: 9790 2879 will be provided for the complainant to directly contact the Contractor to resolve environmental issues.</p> <p>2) Please consider encouraging the complainant to provide more accurate and detailed information to facilitate our follow-up efforts.</p>	
C003		Soil/muddy water from San Uk Leng at Man Kam To Road near Designated Project of the Police Facilities in Kong Nga Po, near San Uk Leng at Man Kam To Road	7-Apr.-2024	<p>The complainant alleged in Chinese, as shown below:</p> <p>1)4月6日下午約一點下了一場雨，但到7號已過一天，河水還是泥黃色</p> <p>2)投訴人表示為上水新屋嶺附近居民，在新屋嶺練靶場附近有一政府地盤，由中國建築進行有關政府機動步隊的工程。投訴人表示建築公司沒有一個妥善的排污系統，把地盤所產生的黃泥水直接排在新屋嶺或經新屋嶺排走，導致黃泥水經引水道流入新屋嶺及新屋嶺漁塘，嚴重影響附近居民，現要求有關部門盡快跟進及處理。</p>	<p>Record of Site Investigation</p> <p>Based on a complaint investigation conducted by the Contractor, no muddy water was found discharged from the site. Mitigation measures have been strengthened by plugging off the last manholes of the site.</p> <p>According to the document provided, the improvement measures implemented by the Contractor include the following: 1) Manhole SMH-0503 was plugged off, 2) Water pump was placed in the manhole to pump wastewater, if any, to the wastewater treatment facilities, 3) Manhole SMH-1305 was plugged off, and 4) Water pump was placed in the manhole to pump wastewater, if any, to the wastewater treatment facilities.</p>	Closed

Cumulative Complaint Log

Complaint Log Reporting Period	Total no. of Complaint Received
This reporting month	0
From 1st April 2023 to end of the reporting month	3

**APPENDIX N
SUMMARY OF SUCCESSFUL
PROSECUTION**

Appendix N - Summary of Successful Prosecution

Date of Successful Prosecution	Details of the Successful Prosecution	Status	Follow Up	Total no. Received in this Reporting Month	Total no. Received since Project Commencement
--	--	--	--	--	--

APPENDIX O

**The potential seriousness of the forthcoming
environmental impacts and the use of
machineries**

A list of potential environmental impacts	The advice includes, but is not limited to, the following	Consideration of possible alternative methods
Visual Impact: The presence of machinery, equipment, and temporary structures associated with ground investigation and plate load testing may have visual impacts on the surrounding landscape, altering the aesthetic qualities of the area.	Screening and Camouflage: Use screening techniques, such as temporary fencing, barriers, or landscaping, to visually conceal the machinery, equipment, and temporary structures from view. This can help minimize the visual impact on the surrounding landscape.	N.A.
Noise and Vibration: The operation of heavy machinery can contribute to noise and vibration pollution, which can disturb local wildlife or sensitive wildlife habitats.	Use of Low Noise and Vibration Equipment: Whenever possible, equipment produces lower levels of noise and vibration should be used. The use of noise barriers around the site can also help to mitigate the impact on local communities and wildlife.	Use of Electric-Powered Equipment: Electric- powered equipment is generally quieter than diesel powered equipment to help reduce noise pollution.
Disturbance of Local Ecosystems: The drilling operations, particularly those involving excavation, can potentially disturb the local ecosystems and impacting biodiversity.	Training and Awareness: trainings are provided for site personal about the importance of minimizing disturbance to local ecosystems, such as minimized noise and light pollution, how to handle waste properly, and what to do if they encounter local wildlife.	Employing construction methods of a low-impact nature, such as the utilization of machinery that is lightweight and drilling techniques which are minimally invasive
Air Pollution: Machinery used in construction sites can emit pollutants into the air. These pollutants may include Particulate Matter (PM), Nitrogen Oxides (NOx), Sulfur Oxides (SOx), and Volatile Organic Compounds (VOCs), contributing to air pollution and potentially impacting air quality in the surrounding area.	Dust Control Measures: Implement dust control measures such as water sprays, dust screens, or using dust suppression chemicals to reduce particulate matter emissions, and training for all staff on the importance of air quality and measures to reduce air pollution.	<ol style="list-style-type: none"> 1. Improved Fuel Efficiency and Maintenance: Promoting fuel-efficient practices and regular maintenance of machinery can help reduce emissions. 2. Properly maintained equipment operates more efficiently, resulting in lower fuel consumption and reduced emissions. Implementing fuel-saving measures, such as reducing idling time and optimizing equipment usage, can further minimize air pollution during construction.
Water Pollution: Drilling operations have the	Proper containment and lining of mud pools is crucial to	<ol style="list-style-type: none"> 1. Horizontal Directional Drilling (HDD): HDD is a

<p>potential to contaminate local water sources, particularly if improper waste management practices are used.</p>	<p>prevent contamination. Mud pools should have an impermeable liner, such as HDPE or bentonite clay, to prevent seepage into the ground. Berms can be constructed around the perimeter to contain any overflow. Regular inspection and maintenance of the liner integrity is important.</p>	<p>trenchless method that causes less disturbance to the surrounding environment and mitigates the risk of water contamination. It could be a viable alternative depending on the geology of the site and the purpose of the drilling operation.</p> <p>2. Dry Drilling Techniques: Depending on the geology of the site, dry drilling techniques could be considered. These methods do not use drilling fluids and therefore reduce the risk of water contamination from these sources.</p>
<p>Soil Disturbance: The use of heavy machinery can cause soil compaction and disturbance, particularly during drilling operations or movement of equipment. This soil disturbance can disrupt the natural structure and composition of the soil, affecting its ability to support vegetation growth and nutrient cycling.</p>	<ol style="list-style-type: none"> 1. Proper Planning and Design: Incorporate soil protection measures into the initial planning and design phase of construction projects. This includes identifying sensitive areas and implementing appropriate construction techniques to minimize soil disturbance. 2. Ground Improvement Techniques: Techniques like soil stabilization, grouting, and compaction can help improve the soil's strength and stability, reducing the likelihood of soil disturbance during construction. 	<p>A helical pile is a type of deep foundation system used in construction. It consists of a steel shaft with helical plates or blades that are twisted into the ground to provide support for structures. Helical piles are commonly used in situations where traditional foundation methods are impractical or costly, such as in areas with poor soil conditions or limited access for heavy machinery.</p>
<p>Energy Consumption: The operation of machinery requires energy, typically derived from fossil fuels. The extraction, processing, and combustion of these fuels contribute to greenhouse gas emissions and contribute to climate change.</p>	<ol style="list-style-type: none"> 1. Training: workers are trained in the importance of energy conservation and efficiency. This could involve instruction on when to turn off equipment, how to use machinery efficiently, and the benefits of energy conservation. 2. Efficient Equipment and Machinery: Use energy-efficient machinery and equipment that consume less energy during operation. Regular maintenance and proper calibration of machinery can also improve energy efficiency and reduce energy waste. 	<ol style="list-style-type: none"> 1. Prefabrication and Modular Construction: Prefabrication and modular construction methods involve manufacturing building components off-site and assembling them on-site. This approach reduces energy consumption by streamlining the construction process, minimizing material waste, and optimizing energy usage during manufacturing. 2. Lean Construction: This methodology helps energy optimization in construction processes.

<p>Waste Generation: Ground investigation and plate load testing may generate various types of waste, including drilling cuttings, excess soil, and construction debris. Improper disposal or management of these wastes can result in soil and water contamination or contribute to landfill usage.</p>	<p>Education and Training: education and training are provided to construction workers and staff on proper waste management practices. Raise awareness about the importance of waste reduction, recycling, and responsible disposal methods. Encourage worker participation and engagement in waste management initiatives.</p>	<p>Cone Penetration Testing (CPT): CPT is a method of ground investigation that produces minimal waste compared to traditional drilling methods. It involves pushing a cone-shaped probe into the ground and measuring the resistance, which can provide valuable information about the soil conditions with less soil disturbance.</p>
---	--	--

APPENDIX P
A LIST OF MACHINERIES USED IN
CONSTRUCTIN SITE

SSK509 Design and Construction of Kong Nga Po Police Training Facilities
NRMM & QPME List

	Type	Brand	Model	S/N No.	Engine Make	Engine Model	NRMM No.	Approval, Exemption or Modification	QPME no.	QPME Expiry Date	Sound Power Level
1	Generator	Airman	SDG1005-3B1	1533B10240	ISUZU	BI-4HK1XYGD-02	EPD-A-003542-2017	Approval	EPD-06206R	1-Dec	92
2	Forklift	Mitsubishi	fd25nt	CF18C-81179	Mitsubishi	S4S	EPD-A-007117-2016	Approval			
3	Generator	Airman	SDG605-3B1	14A3B10240	ISUZU	BJ-4J11XYGD-04	EPD-A-003657-2017	Approval	EPD-06274R	1-Dec	90
4	Generator	Denyo	DCA-220ESEI	3936288	ISUZU	6UZ1	EPD-A-001848-2019	Approval	EPD-08614	1-Aug	96
5	Forklift	Doosan	D30NXP	FDA41-1670-02844	YANMAR	4TNE98-BQDF1CC	EPD-A-000153-2023	Approval			
6	Generator	Nippon Sharyo	NES150T1	DG041900	ISUZU	BH-6HK1X	EPD-A-001707-2018	Approval	EPD-07118R	1-Jul	92
7	Forklift	Mitsubishi	FD30NT	CF14E-16891	Mitsubishi	S4S	EPD-A-000779-2017	Approval			
8	Generator	Nippon Sharyo	NES220EM	FJ083800	Guangxi Yuchai	YC6A275-D30	EPD-M-002058-2020	Approval	EPD-01840R	1-Jul	95
9	Excavator	Komatsu	PC138US-8NM	29202	KOMATSU	SAA4D95LE-5	EPD-A-000710-2021	Approval			
10	Excavator	Hitachi	ZX75US-3	HCM1P300A00062042	ISUZU	AU-4LE2X	EPD-A-003158-2019	Approval			
11	Generator	Nissha	NES150T1	DG028600	Isuzu	BH-6HK1X	EPD-A-004698-2016	Approval	EPD-03628R	1-Apr	92
12	Generator	Airman	SDG455-3B1	1333B10475	Kubota	V3800-T	EPD-A-000053-2018	Approval	EPD-06536R	1-Feb	87
13	Generator	Airman	SDG220L-5B1	P88B1-0383	ISUZU	BH-6U21XYGD-04	EPD-A-000565-2023	Approval	EPD-13321	1-Mar	94
14	Generator	Nippon Sharyo	NES150T1	DG042300	ISUZU	BH-6HK1X	EPD-A-002077-2018	Approval	EPD-07262	1-Aug	92
15	Excavator	Yanmar	VI040-5	51036B	Yanmar	4TNV88-PBV	EPD-A-000128-2019	Approval			
16	Excavator	Hitachi	ZX350K-3	HCM1V900T00056936	ISUZU	6HK1-XDHAA-01-C2	EPD-A-000772-2020	Approval			
17	Excavator	Kobelco	SK135SR-2	YY06-15612	Mitsubishi	D04FR	EPD-A-000581-2022	Approval			
18	Excavator	Liugong	CLG922E	CLG922EZHPE718565	Cummins	Q5B7	EPD-A-003163-2023	Approval			
19	Road works machine	BITELLI	DTV325	000816	HATZ	2M41	EPD-EE-018554-2015	Exemption			
20	Loader	Bobcat	S450	81ED11528	Kubota Corporation	V2403-M-DI-EU32	EPD-A-005651-2016	Approval			
21	Excavator	Kobelco	SK225SR	YB05-03058	Hino	AA-J05E-TA	EPD-A-001400-2022	Approval			
22	Excavator	Kato	HD820V	KWJ01E01PC0006237	Mitsubishi	4M50-TLE3A	EPD-A-003461-2021	Approval			
23	Excavator	Kobelco	SK135SR-2	YY06-22265	Mitsubishi	D04FR	EPD-A-005755-2016	Approval			
24	Generator	Nippon Sharyo	NES60TK2	KS013000	Kubota	V3800-DI-TI-K3A	EPD-A007294-2016	Approval	EPD-04519R	1-Dec	90
25	Road works machine	Dynapac	CC1300	1000034E0A010764	Kubota	V22030	EPD-EE-019550-2015	Exemption			
26	Road works machine	BOMAG	BW131AD-2	751750101550	KUBOTA	V1505	EPD-A-001349-2022	Approval			
27	Drilling rig	CHINA Geo-equipment Chongqing Exploration Machinery Co. Ltd.	XY-2B	3-4756	BEINEI	F4L912E11-1	EPD-A-001602-2020	Approval			
28	Loader	Liugong	CLG365B	LGC365BZCPC503358	Perkins	404D-22	EPD-A-000432-2024	Approval			
29	Generator	Airman	SDG605-3B1	14A3B10618	ISUZU	BJ-4J11XYGD-04	EPD-A-002916-2022	Approval	EPD-12884	1-Dec	90
30	Generator	Airman	SDG1255-3B1	1263B10611	ISUZU	BI-4HK1XYGD-02	EPD-A-000878-2024	Approval	EPD-14678	1-Apr	92
31	Generator	Airman	SDG1505-3B1	1723B10569	ISUZU	BH-6HK1XYGD-11	EPD-A-002208-2023	Approval	EPD-13957	1-Sep	95
32	Generator	Nippon Sharyo	NES220EM	FJ091800	Guangxi Yuchai	YC6A275-D30	EPD-M-003034-2023	Approval	EPD-02303R	1-Jun	95
33	Generator	Airman	SDG220L-5B1	P88B1-0529	ISUZU	BH-6U21XYGD-04	EPD-A-001084-2024	Approval	EPD-14827	1-May	94
34	Excavator	Kobelco	SK210D	YN11-50763	Hino	AA-J05E-TA	EPD-A-002407-2019	Approval			
35	Excavator	Yanmar	VI040-5B	58375	YANMAR	4TNV88-BXBVD	EPD-A-005390-2016	Approval			
36	Loader	BOBCAT	S450	B5NB11534	KUBOTA	V2403	EPD-A-001492-2024	Approval			
37	special purpose vehicle	BOBCAT	D30NXP	FDA41-4920-03786	Yanmar	4TNE98	EPD-A-001869-2024	Approval			
38	Excavator	Kobelco	SK210DLC	YQ11-06431	Hino	J05E-TA	EPD-A-002156-2021	Approval			
39	Generator	Airman	SDG4005-7B1	1947B10079	KOMATSU	SAA6D140E-5-C	EPD-A-006723-2016	Approval	EPD-04157R	1-Sep	101
40	Mobile Crane	SANY	STB650T5-8	TE0065CE0130	WEICHAI	WP7G300E473	EPD-A-001095-2024	Approval	EPD-14911	1-Jun	104
41	Generator	Nippon Sharyo	NES60TK	KQ014400	Kubota	V3800-DI-TI-K3A	EPD-A-003842-2016	Approval	EPD-03511R	1-Mar	89
42	Mobile Crane	XCMG	XCT90	LXGCPA488KA013688	Sinotruk	MC11.40-50	EPD-A-001854-2019	Approval			
43	Mobile Crane	XCMG	XCT60L6	LXGCPA468MA016172	Sinotruk	MC11.36-50	EPD-A-002675-2021	Approval			
44	Excavator	Kobelco	SK225SR	891501	HINO	AA-J05E-TA	EPD-A-001848-2018	Approval			
45	Generator	Airman	SDG605-3B1	14A3B10251	ISUZU	BJ-4J11XYGF-04	EPD-A-000731-2018	Approval	EPD-06744R	1-Apr	90
46	Generator	Nippon Sharyo	NES60TK2	KS016800	Kubota	V3800-T	EPD-A-001681-2017	Approval	EPD-05465R	1-Jun	90
47	special purpose vehicle	Toyota	82-8FD25	808FD25-60042	Toyota	3Z	EPD-A-006031-2016	Approval			
48	special purpose vehicle	Mitsubishi	FD25NT	CF18C-81122	Mitsubishi	S4S	EPD-A-006795-2016	Approval			
49	Excavator	YANMAR	VI040-5B	53530B	Yanmar	4TNV88-BXBV	EPD-A-000971-2023	Approval			
50	special purpose vehicle	HANGCHA	CPCD30	15BD03754	ZHEJIANG XINCHAI	3E22YG51	EPD-A-002453-2024	Approval			
51	Generator	Nippon Sharyo	NES220T1	FM029600	ISUZU	BH-6U21X	EPD-A-001692-2017	Approval	EPD-05457R	1-Jun	94
52	Generator	Nippon Sharyo	NES125T12	CJ010600	ISUZU	BI-4HK1X	EPD-A-007295-2016	Approval	EPD-04530R	1-Dec	93
53	Excavator	Caterpillar	320D	CAT00320DEBWZ02549	Caterpillar	JDR-C6.4	EPD-A-002052-2019	Approval			
54	Excavator	Caterpillar	320D	CAT0320DTRBL00223	Caterpillar	C6.4	EPD-A-001665-2017	Approval			
55	Lifting platform	LGMG	AR20J	LWJAZ200HP1730100	KUBOTA	V2403	EPD-A-000170-2024	Approval			

APPENDIX Q
Wastewater Discharge Layout Plan

Wastewater Discharge Layout Plan

