



東業德勤測試顧問有限公司  
**ETS-TESTCONSULT LTD.**<sup>TM</sup>

8/F Block B,  
Veristrong Industrial Centre,  
34-36 Au Pui Wan Street,  
Fo Tan, Hong Kong

T: +852 2695 8318  
F: +852 2695 3944  
E: [etl@ets-testconsult.com](mailto:etl@ets-testconsult.com)  
W: [www.ets-testconsult.com](http://www.ets-testconsult.com)

## **ATAL-DEGREMONT-CHINA HARBOUR JOINT VENTURE**

*CONTRACT NO. DC/2013/10 - DESIGN,  
BUILD AND OPERATE SAN WAI  
SEWAGE TREATMENT WORKS –  
PHASE 1*


**MONTHLY EM&A REPORT  
NO. 6**

**(01 OCTOBER – 31 OCTOBER 2017)**

Prepared by:

  
LO, Ting Yi

Certified by:

  
LAU, Chi Leung  
Environmental Team Leader

Issued Date: 07 November 2017

Report No.: ENA76552

*This report shall not be reproduced unless with prior written approval from this laboratory.*



Drainage Services Department  
Sewage Services Branch  
Harbour Area Treatment Scheme  
5/F, Western Magistracy  
2A Po Fu Lam Road  
Hong Kong

Attention: Ms Carol Ho

Your reference:

Our reference: HKDSD203/50/104677

Date: 14 November 2017

**BY EMAIL & POST**  
**(email: carolho@dsd.gov.hk)**

Dear Sirs

Agreement No. HATS 02/2016  
Services for Independent Environmental Checker (IEC) for  
Contract No. DC/2013/10 – Design, Build and Operate San Wai Sewage Treatment Works – Phase 1  
Monthly Environmental Monitoring and Audit Report No.6 (October 2017)

We refer to emails of 7 and 14 November 2017 from ETS-Testconsult Limited attaching the Monthly Environmental Monitoring and Audit Report No.6 (October 2017).

We have no further comment and hereby verify the Monthly Environmental Monitoring and Audit Report No.6 (October 2017) in accordance with Clause 5.4 of the Environmental Permit no. EP-464/2013.

Should you have any queries, please do not hesitate to contact the undersigned or our Mr Nic Lam on 2618 2831.

Yours faithfully  
ANewR CONSULTING LIMITED

Adi Lee  
Independent Environmental Checker

LYMA/LHHN/lhnh

cc AECOM – Mr Patrick Leung (email: patrick.leung@swstw-aecom.com)  
ETS-Testconsult Limited – Mr C L Lau (email: env@ets-testconsult.com)

## TABLE OF CONTENTS

### EXECUTIVE SUMMARY

<b>1</b>	<b>INTRODUCTION</b>	<b>1-2</b>
1.1	Basic Project Information	1
1.2	Project Organization	2
1.3	Construction Programme	2
1.4	Construction Works Undertaken During the Reporting Period	2
<b>2</b>	<b>AIR QUALITY MONITORING</b>	<b>3-7</b>
2.1	Monitoring Requirements	3
2.2	Monitoring Equipment	3-4
2.3	Monitoring Parameters, Frequency and Duration	4-5
2.4	Action and Limit Levels	5
2.5	Results and Observations	5
2.6	Event and Action Plan	5-7
<b>3</b>	<b>NOISE MONITORING</b>	<b>8-11</b>
3.1	Monitoring Requirements	8
3.2	Monitoring Equipment	8
3.3	Monitoring Duration and Frequency	8
3.4	Monitoring Locations	8
3.5	Monitoring Methodology	9
3.6	Actions and Limit Level	9
3.7	Results and Observation	9
3.8	Event and Action Plan	10-11
<b>4</b>	<b>WATER QUALITY MONITORING</b>	<b>11-16</b>
4.1	Monitoring Requirements	11
4.2	Monitoring Methodology and Equipment	11
4.3	Monitoring Frequency	12
4.4	Quality Assurance (QA) / Quality Control (QC)	12
4.5	Action and Limit Levels	12-13
4.6	Result and Observation	13
4.7	Event and Action Plan	13-16
<b>5</b>	<b>ENVIRONMENTAL SITE INSPECTION AND AUDIT</b>	<b>16-20</b>
5.1	Site Inspection	16
5.2	Advice on the Solid and Liquid Waste Management Status	16-17
5.3	Discharge License and Results of Effluent Monitoring	17
5.4	Environmental Licenses and Permits	17
5.5	Implementation Status of Environmental Mitigation Measures	17-19
5.6	Summary of Exceedance of the Environmental Quality Performance Limit	19
5.7	Summary of Complaints, Notification of Summons and Successful Prosecution	19-20
<b>6</b>	<b>FUTURE KEY ISSUES</b>	<b>20-21</b>
6.1	Construction Programme for the Coming Months	20
6.2	Key Issues for the Coming Month	20
6.3	Environmental Monitoring and Site Inspection Schedule for the Coming Month	21
<b>7</b>	<b>CONCLUSION</b>	<b>21</b>
7.1	Conclusion	21

## LIST OF TABLES

Table 1.1	Contact Information of Key Personnel
Table 2.1	Air Quality Monitoring Equipment
Table 2.2	Monitoring Parameters, Duration and Frequencies of Impact Air Quality Monitoring
Table 2.3	Time Schedule of Impact Air Quality Monitoring
Table 2.4	The criteria of Action and Limit Levels for Air Quality
Table 2.5	Action and Limit Levels for 1-hour TSP and 24-hour TSP
Table 2.6	Event and Action Plan for Air Quality (Dust) during Construction Phase
Table 3.1	Noise Monitoring Equipment
Table 3.2	Time Schedule of Impact Noise Monitoring
Table 3.3	Noise Monitoring Stations
Table 3.4	Action and Limit Levels for Noise Monitoring
Table 3.5	Event/Action Plan for Construction Noise
Table 4.1	Summary of Testing Procedures for water samples
Table 4.2	Monitoring Frequency of Water Quality Monitoring
Table 4.3	Time Schedule of Impact Water Quality Monitoring
Table 4.4	The criteria of Action and Limit Levels for Water Quality
Table 4.5	Action and Limit Levels for Water Quality
Table 4.6	Event and Action Plan for Water Quality
Table 5.1	Summary of observation of site inspections
Table 5.2	Summary of Quantities of Inert C&D Materials
Table 5.3	Summary of Quantities of C&D Materials
Table 5.4	Summary of Environmental Complaints Notification of Summons and Successful Prosecution

## LIST OF APPENDICES

Appendix A	Location of Work Area
Appendix B	Project Organization Chart
Appendix C	Construction Programme
Appendix D1	Calibration Certificates for Impact Air Quality Monitoring Equipment
Appendix D2	Impact Air Quality Monitoring Results
Appendix D3	Graphical Plots of Impact Air Quality Monitoring Results
Appendix E1	Calibration Certificates for Impact Noise Monitoring Equipment
Appendix E2	Impact Noise Monitoring Results
Appendix E3	Graphical Plots of Impact Noise Monitoring Data
Appendix F1	Calibration Certificates for Impact Water Quality Monitoring Equipments
Appendix F2	Impact Water Quality Monitoring Results
Appendix F3	Graphical Plots of Impact Water Quality Monitoring Data
Appendix G	Weather Condition
Appendix H	Environmental Site Inspection Checklists
Appendix I	Waste Flow Table
Appendix J	Environmental Licenses and Permits
Appendix K	Implementation Schedule for Environmental Mitigation Measures (EMIS)
Appendix L	Environmental Site Inspection Schedule
Appendix M	Laboratory Report for Discharge Water

## FIGURES

Figure 1	Air Quality and Noise Monitoring Stations
Figure 2	Water Quality Monitoring Stations

## EXECUTIVE SUMMARY

This Monthly Environmental Monitoring and Audit (EM&A) Report is prepared for Contract No. DC/2013/10 - Design, Build and Operate San Wai Sewage Treatment Works – Stage 1 (the Project) (hereafter referred to as “the Contract”). The Contract was awarded to ATAL-DEGREMONT-CHINA HARBOUR JOINT VENTURE (ADCJV) by the Drainage Services Department (DSD) and ETS-Testconsult Limited was appointed as the Environmental Team (ET) by ADCJV to implement the EM&A program in compliance with the EP and the EM&A Manuals.

According to the Section 25 of the Particular Specification (PS) and the Environmental Permit No. EP-464/2013, an EM&A programme should be implemented in accordance with the procedures and requirements in the EM&A Manual of the approved EIA report (Registration No. AEIAR-072/2003). The scope of monitoring works includes air quality, construction noise, water quality and environmental site audit.

Baseline monitoring was completed in April 2017. Action and Limit Levels were established for air quality, noise and water quality parameters based on the baseline monitoring results.

This is the sixth Monthly Environmental Monitoring and Audit (EM&A) Report for the Contract which summaries findings of the EM&A works conducted during the reporting period from 01 October 2017 to 31 October 2017.

### **Site Activities**

As informed by the Contractor, site activities were carried out in this reporting month:

- *Sheet Piling (ELS);*
- *Substructure (ELS & Bulk excavation);*
- *Piling Foundation (Driven H-pile) 52*

### **Environmental Monitoring and Audit Progress**

The monthly EM&A programme was undertaken in accordance with the EM&A Manual for this Contract. The summary of the monitoring activities in this reporting month is listed below:

- *24-hour TSP Monitoring: 5 Occasions at 2 designated locations*
- *1-hour TSP Monitoring: 15 Occasions at 2 designated locations*
- *Noise Monitoring (Day-time): 5 Occasions at 2 designated locations*
- *Water Quality Monitoring: 13 Occasions at 1 designated location*
- *Weekly Site inspection: 4 Occasions*

**Air Quality Monitoring**

No exceedance of Action and Limit levels was recorded for 1-hr and 24-hr TSP monitoring in the reporting month.

**Noise Monitoring**

No exceedance of Action and Limit levels for noise monitoring was recorded in the reporting month.

**Water Quality Monitoring**

According to the summary of water monitoring results, no exceedance of Action and Limit levels was recorded in this reporting month.

**Weekly Site Inspections**

In general, performance on environmental mitigation measures implemented was found to be satisfactory in this reporting month. The major findings observed during site inspections are presented in the **Section 5.0**.

**Complaint Log**

There was no complaint received in relation to the environmental impact during the reporting period.

**Notifications of Summons and Successful Prosecutions**

There were no notifications of summons or prosecutions received during the reporting period.

**Reporting Change**

There were no reporting changes during the reporting period.

**Future Key Issues**

The future key issues to be undertaken in the upcoming month are as follows:

- *Pile Loading Test;*
- *Post-Drilling(Investigation and verification of the quality of socketed H-piles);*
- *Substructure (rc structure);*
- *Removal of ELS*

## 1. INTRODUCTION

### 1.1. Basic Project Information

- 1.1.1. This Monthly Environmental Monitoring and Audit (EM&A) Report is prepared for Contract No. DC/2013/10 - Design, Build and Operate San Wai Sewage Treatment Works – Stage 1 (the Project) (hereafter referred to as “the Contract”). The Contract was awarded to ATAL-DEGREMONT-CHINA HARBOUR JOINT VENTURE (ADCJV) by the Drainage Services Department (DSD) and ETS-Testconsult Limited was appointed as the Environmental Team (ET) by ADCJV to implement the EM&A program in compliance with the EP and the EM&A Manuals.
- 1.1.2. The project involves expansion of the preliminary treatment works at San Wai STW from 164,000 m<sup>3</sup>/d to 200,000 m<sup>3</sup>/d Average Dry Weather Flow, upgrading the preliminary treatment level to CEPT and adding centralized disinfection. The site layout plan is shown in **Appendix A**.
- 1.1.3. According to the Section 25 of the Particular Specification (PS) and the Environmental Permit No. EP-464/2013, an EM&A programme should be implemented by an independent Environmental Team (ET) in accordance with the procedures and requirements in the EM&A Manual of the approved EIA report (Registration No. AEIAR-072/2003). These documents are available through the EIA Ordinance Register. The construction works of the Contract commenced on 16 May 2017.
- 1.1.4. The scope of monitoring works includes air quality, construction noise, water quality and environmental site audit. The EM&A requirements for each parameter described in the following sections include:
- *All monitoring parameters;*
  - *Monitoring schedules for the reporting month and forthcoming months;*
  - *Action and Limit levels for all environmental parameters;*
  - *Event/Action Plans;*
  - *Environmental mitigation measures, as recommended in the Project EIA study final report; and*
  - *Environmental requirements in contract documents.*
- 1.1.5. As part of the project EM&A program, baseline monitoring was conducted from 21 March 2017 to 15 April 2017 to determine the ambient environmental conditions before the project commence any major construction works and it had been verified by IEC and endorsed by EPD.
- 1.1.6. This is the sixth Monthly Environmental Monitoring and Audit (EM&A) Report for the Contract which summaries the audit findings of the EM&A programme during the reporting period from 01 October to 31 October 2017.

## 1.2. Project Organization

- 1.2.1. The project organization structure and lines of communication with respect to the on-site environmental management structure is shown in **Appendix B**. The key personnel contact names and numbers are summarized in **Table 1.1**.

**Table 1.1 Contact Information of Key Personnel**

Party	Position	Name of Key Staff	Tel. No.	E-mail
Supervising Officer (AECOM Asia Co. Ltd.)	Resident Engineer	Mr. Patrick Leung	5222 6561	patrick.leung@swstw-aecom.com
Independent Environmental Checker (ANewR Consulting Limited)	Technical Director	Mr. Adi Lee	2618 2836	aymlee@anewr.com
	Senior Environmental Consultant	Mr. Nic Lam	2618 2836	nhhlam@anewr.com
Contractor (ATAL-DEGREMONT-CHINA HARBOUR JOINT VENTURE)	Environmental Officer	Mr. Johnny So	9513 8899	johnny.so@c302.checkk.com
	Environmental Supervisor	Ms Cherry Ye	6237 1125	cherry.ye@c302.checkk.com
Environmental Team (ETS-Testconsult Ltd.)	Environmental Team Leader	Mr. C. L. Lau	2946 7791	env@ets-testconsult.com

## 1.3. Construction Programme

- 1.3.1. A copy of the Contractor's construction programme is provided in **Appendix C**.

## 1.4. Construction Works Undertaken During the Reporting Period

- 1.4.1. A summary of the construction activities undertaken during this reporting period is shown below:

- *Sheet Piling (ELS);*
- *Substructure (ELS & Bulk excavation);*
- *Piling Foundation (Driven H-pile) 52*

## 2. AIR QUALITY MONITORING

### 2.1. Monitoring Requirements

- 2.1.1. 1-hr and 24-hr TSP levels were monitored in the reporting month in accordance with the EM&A Manual. Two air monitoring locations were selected which was shown in **Figure 1**.

### 2.2. Monitoring Equipment

#### 1-hour TSP Monitoring

1-hour TSP levels were measured by using dust meter which are capable of producing comparable results as the by high volume sampling method, to indicate short event impacts. The dust meter is compliant to the clause 1.2.5 of "General Technical Requirement of Environmental Monitoring" and clause 2.2 of "Generic Environmental Monitoring and Audit Manual".

**Table 2.1** summarized the dust meter model used during the baseline monitoring. Copies of calibration certificates for dust meters were attached in **Appendix D1**.

**Table 2.1 Air Quality Monitoring Equipment**

Equipment	Model
Dust Meter	SIBATA LD-3B
High volume sampler (HVS)	Greasby GMW (GS2310)
Calibrator	Tisch TE-5025A

#### 1-hr air quality monitoring (Dust Meter)

##### Measuring Procedures

The measuring procedures of the dust meter are in accordance with the Manufacturer's instruction Manual as follows:

- Press POWER to ON, check the battery indicator to ensure whether the power supply is enough to conduct the TSP monitoring;
- Press TIMER SET to Manual;
- Press START/STOP SWITCH to start the TSP monitoring;
- Press START/STOP SWITCH to stop the TSP monitoring after monitoring complete;
- Record measured COUNT directly from the dust meter and calculate the TSP level by using the equation of the certificate.

##### Maintenance & Calibration (QA/QC)

- Dust meter should be checked at 3-month intervals and calibrated at half-year intervals throughout all stages of air quality monitoring.

#### 24-hr air quality monitoring (HVS)

##### Instrumentation

High volume sampler, as HVS, (Greasby GMWS2310) complete with appropriate sampling inlets were employed for both 1-hour and 24-hour TSP monitoring. The sampler is composed of a motor, a filter holder, a flow controller and a sampling inlet and its performance specification complies with that required by USEPA standard Title 40, Code of Federation Regulations Chapter 1 (Part 50).

##### Installation

The installation of HVS refers to the requirement stated in EM&A Manual.

##### Operation/Analytical Procedures

Operating/analytical procedures for the operation of HVS are as below:

- Prior to the commencement of the dust sampling, the flow rate of the high volume sampler was properly set (between 0.6m<sup>3</sup>/min and 1.7m<sup>3</sup>/min.) in accordance with the manufacturer's

instruction to within the range recommended in USEPA Standard Title 40, CFR Part 50. The flow rate was indicated on the flow rate chart.

- For TSP sampling, fiberglass filters (Whatman G653) were used.
- The power supply was checked to ensure the sampler worked properly.
- On sampling, the sampler was operated 5 minutes to establish thermal equilibrium before placing any filter media at designated air monitoring station.
- The filter holding frame was then removed by loosening the four nuts and carefully a weighted and conditioned filter was centered with the stamped number upwards, on a supporting screen.
- The filter was aligned on the screen so that the gasket formed an air-tight seal on the outer edges of the filter. Then the filter holder frame was tightened to the filter holder with swing bolts. The applied pressure should be sufficient to avoid air leakage at the edges.
- The programmable timer will be set for a sampling month of 1 hour or 24 hours. Information was recorded on the record sheet, which included the starting time, the weather condition and the filter number (the initial weight of the filter paper can be found out by using the filter number.).
- After sampling, the filter was transferred from the filter holder of the HVS to a sealed plastic bag and sent to the laboratory for weighting. The elapsed time was also recoded.
- Before weighting, all filters were equilibrated in desiccators for 24 hour with the temperature of  $25^{\circ}\text{C} \pm 3^{\circ}\text{C}$  and the relative humidity (RH)  $<50\% \pm 5\%$ .

#### Maintenance & Calibration (QA/QC)

- HVS and their accessories should be maintained in good working condition, such as replacing motor brushes routinely and checking electrical wiring to ensure a continuous power supply.
- HVS should be calibrated at bi-monthly intervals.

#### Wind Data Monitoring

Wind data (wind speed and wind direction) were directly extracted from Wetland Park Station of Hong Kong Observatory. All wind data during this reporting month are shown in **Appendix G**.

### **2.3. Monitoring Parameters, Frequency and Duration**

- 2.3.1.** Table 2.2 summarizes the monitoring parameters, monitoring duration and frequencies of impact air quality monitoring.

**Table 2.2 Monitoring Parameters, Duration and Frequencies of Impact Air Quality Monitoring**

Parameter	Duration	Frequency
1-hr TSP	1 hr (0800-1900)	Three times per 6 days
24-hr TSP	24 hr	Once per 6 days

- 2.3.2.** In this reporting period, a total of 15 occasions of 1-hour TSP monitoring and 6 events of 24-hour TSP monitoring were undertaken and the schedule was shown in **Table 2.3**

**Table 2.3 Time Schedule of Impact Air Quality Monitoring**

October 2017						
Sunday	Monday	Tuesday	Wednesday	Thursday	Friday	Saturday
1	2	3	4	5	6 ▼	7
8	9	10	11	12 ▼	13	14
15	16	17	18 ▼	19	20	21
22	23	24 ▼	25	26	27	28
29	30 ▼	31				

Remark: ( ▼ ) = Air quality monitoring carried out by ET.

## 2.4. Action and Limit Levels

The criteria for Action and Limit levels have been set out in the contract document of the Project as follows:

**Table 2.4 The criteria of Action and Limit Levels for Air Quality**

Parameters	Action	Limit
1-hour TSP Level ( $\mu\text{g}/\text{m}^3$ )	For baseline level $\leq 384\mu\text{g}/\text{m}^3$ , Action level = (baseline level plus*1.3 + Limit Level) / 2	500 $\mu\text{g}/\text{m}^3$
	For baseline level $>384\mu\text{g}/\text{m}^3$ , Action level = Limit Level	
24-hour TSP Level ( $\mu\text{g}/\text{m}^3$ )	For baseline level $< 200\mu\text{g}/\text{m}^3$ , Action level = (baseline level plus*1.3 + Limit Level) / 2	260 $\mu\text{g}/\text{m}^3$
	For baseline level $\geq 200\mu\text{g}/\text{m}^3$ , Action level = Limit Level	

Following the criteria shown in **Table 2.4**, the Action and Limit levels for 1-hour TSP derived as illustrated in **Table 2.5**.

**Table 2.5 Action and Limit Levels for 1-hour TSP and 24-hour TSP**

Air Quality Monitoring Station	1-hr TSP ( $\mu\text{g}/\text{m}^3$ )		24-hr TSP ( $\mu\text{g}/\text{m}^3$ )	
	Action Level	Limit Level	Action Level	Limit Level
ASR1a	309	500	260	260
ASR2a	292	500	228	260

## 2.5. Results and Observations

### 2.5.1. 1-hour and 24-hour TSP Monitoring Results

Monitoring data of both 1-hour and 24-hour TSP monitoring carried out in this reporting month are summarized in **Appendix D2**. Graphical presentation of 1-hour and 24-hour TSP monitoring results for the reporting month is shown in **Appendix D3**. Wind data included wind speed and wind direction was extracted from Wetland Park Station of Hong Kong Observatory during this reporting month and is presented in **Appendix G**.

No exceedance of Action and Limit Level of 1-hr TSP and 24-hour TSP monitoring results was recorded during the reporting month.

### 2.5.2. Observation

Generally, 1-hour TSP and 24-hour TSP monitoring results fluctuated well below the Action Level in this reporting period. The major dust source observed near the monitoring stations was mainly from vehicles passing by the container yards and general earth works. It can be concluded that the contractor implemented sufficient dust mitigation measures during this reporting month.

## 2.6. Event and Action Plan

If the impact monitoring results exceed the Action and Limit Levels, the actions specified in **Table 2.6** shall be carried out.

**Table 2.6 Event and Action Plan for Air Quality (Dust) during Construction Phase**

EVENT	ACTION			
	ET	IEC	ER	CONTRACTOR
Action Level being exceeded for one sample	<ol style="list-style-type: none"> <li>1. Identify source;</li> <li>2. Inform IEC and ER;</li> <li>3. Repeat measurement to confirm finding;</li> <li>4. Increase monitoring frequency to daily.</li> </ol>	<ol style="list-style-type: none"> <li>1. Check monitoring data submitted by ET;</li> <li>2. Check Contractor's working method.</li> </ol>	<ol style="list-style-type: none"> <li>1. Notify Contractor.</li> </ol>	<ol style="list-style-type: none"> <li>1. Rectify any unacceptable practice;</li> <li>2. Amend working methods if appropriate.</li> </ol>
Action Level being exceeded for two or more consecutive samples	<ol style="list-style-type: none"> <li>1. Identify source;</li> <li>2. Inform IEC and ER;</li> <li>3. Repeat measurements to confirm findings;</li> <li>4. Increase monitoring frequency to daily;</li> <li>5. Discuss with IEC and Contractor on remedial actions required;</li> <li>6. If exceedance continues, arrange meeting with IEC and ER;</li> <li>7. If exceedance stops, cease additional monitoring.</li> </ol>	<ol style="list-style-type: none"> <li>1. Check monitoring data submitted by ET;</li> <li>2. Check Contractor's working method;</li> <li>3. Discuss with ET and Contractor on possible remedial measures;</li> <li>4. Advise the ER on the effectiveness of the proposed remedial measures;</li> <li>5. Supervise implementation of remedial measures.</li> </ol>	<ol style="list-style-type: none"> <li>1. Confirm receipt of notification of failure in writing;</li> <li>2. Notify Contractor;</li> <li>3. Ensure remedial measures are properly implemented.</li> </ol>	<ol style="list-style-type: none"> <li>1. Submit proposals for remedial actions to IEC within 3 working days of notification;</li> <li>2. Implement the agreed proposals;</li> <li>3. Amend proposal if appropriate.</li> </ol>
Limit Level being exceeded for one sample	<ol style="list-style-type: none"> <li>1. Identify source;</li> <li>2. Inform IEC, ER and EPD;</li> <li>3. Repeat measurement to confirm finding;</li> <li>4. Increase monitoring frequency to daily;</li> <li>5. Assess</li> </ol>	<ol style="list-style-type: none"> <li>1. Check monitoring data submitted by ET and Contractor's working method;</li> <li>2. Discuss with Contractor on the possible mitigation measures;</li> <li>3. Review the</li> </ol>	<ol style="list-style-type: none"> <li>1. Confirm receipt of notification of failure in writing;</li> <li>2. Notify Contractor;</li> <li>3. Check monitoring data and Contractor's working methods;</li> <li>4. Discuss with</li> </ol>	<ol style="list-style-type: none"> <li>1. Take immediate action to avoid further exceedance;</li> <li>2. Submit proposals for remedial actions to ER within 3 working days of notification;</li> <li>3. Implement the agreed</li> </ol>

EVENT	ACTION			
	ET	IEC	ER	CONTRACTOR
	effectiveness of Contractor's remedial actions; 6. Keep EPD and ER informed of the results.	proposed mitigation measures submitted by Contractor and advise the ER accordingly.	IEC and Contractor on potential remedial actions; 5. Ensure remedial actions properly implemented.	proposals; 4. Amend proposal if appropriate.
Limit Level being exceeded for two or more consecutive samples	1. Identify source; 2. Inform IEC, ER and EPD the causes & actions taken for the exceedance s; 3. Repeat measurement to confirm findings; 4. Increase monitoring frequency to daily; 5. Investigate the causes of exceedance; 6. Arrange meeting with EPD and ER to discuss the remedial actions to be taken; 7. Assess effectiveness of Contractor's remedial actions and keep EPD and ER informed of the results; 8. If exceedance stops, cease additional monitoring.	1. Check monitoring data submitted by ET and Contractor's working method; 2. Discuss with Contractor on the possible mitigation measures; 3. Review the proposed mitigation measures submitted by Contractor and advise the ER accordingly; 4. Supervise the implementation of mitigation measures.	1. Confirm receipt of notification of failure in writing; 2. Notify Contractor; 3. Carry out analysis of Contractor's working procedures to determine possible mitigation to be implemented; 4. Discuss with IEC and the Contractor on potential remedial actions; 5. Review Contractor's remedial actions whenever necessary to assure their effectiveness; 6. If exceedance continues, consider what portion of the work is responsible and instruct the Contractor to stop that portion of work until the exceedance is abated.	1. Take immediate action to avoid further exceedance; 2. Submit proposals for remedial actions to ER within 3 working days of notification; 3. Implement the agreed proposals; 4. Resubmit proposals if problem still not resolved; 5. Stop the relevant portion of works as determined by the ER until the exceedance is abated.

### 3. NOISE MONITORING

#### 3.1. Monitoring Requirements

- 3.1.1. Noise levels ( $L_{eq}$ ,  $L_{10}$  and  $L_{90}$ ) were monitored in the reporting month in accordance with the EM&A Manual.

#### 3.2. Monitoring Equipment

Sound level meters used for impact noise monitoring were Type 1 sound level meters capable of giving a continuous readout of the noise level reading including equivalent continuous sound pressure level ( $L_{eq}$ ) and percentile sound pressure level ( $L_x$ ). They complied with International Electro technical Commission Publications 651:1979 (Type 1) and 804:1985 (Type 1). **Table 3.1** summarized the noise monitoring equipment model used during the baseline monitoring. Copies of calibration certificates for noise meters and calibrators were attached in **Appendix E1**.

**Table 3.1 Noise Monitoring Equipment**

Noise Monitoring Equipment	Model
Sound Level Meter	Rion NL-52
Sound Level Calibrator	Rion NC-73 / Castle GA607

#### 3.3. Monitoring Duration and Frequency

- 3.3.1. Impact noise monitoring for the A-weighted levels  $L_{eq}$ ,  $L_{10}$  and  $L_{90}$  in 30-minute interval was recorded once per 6 days.
- 3.3.2. In this reporting period, a total of 5 occasions of noise monitoring were undertaken and the schedule was shown in **Table 3.2**

**Table 3.2 Time Schedule of Impact Noise Monitoring**

October 2017						
Sunday	Monday	Tuesday	Wednesday	Thursday	Friday	Saturday
1	2	3	4	5	6	7
8	9	10	11	12	13	14
15	16	17	18	19	20	21
22	23	24	25	26	27	28
29	30	31				

Remark: (▼) = Noise monitoring carried out by ET.

#### 3.4. Monitoring Locations

Two noise monitoring stations, NSR1a (晉榮貨櫃服務有限公司) and NSR2a (永康貨櫃服務有限公司) which shown in **Figure 1**, were required to perform impact noise monitoring.

The impact noise monitoring programme was summarized in **Table 3.3**.

**Table 3.3 Noise Monitoring Stations**

Noise monitoring station	Type of Measurement
NSR1a	Façade
NSR2a	Free Field

### 3.5. Monitoring Methodology

#### Instrumentation

Integrating Sound Level Meters were employed for noise monitoring.

#### Operation/Analysis Procedures

- The Sound Level Meter was set on a tripod at a height of 1.2m above the ground.
- For free field measurement, the meter was positioned away from any nearby reflective surfaces.
- The battery condition was checked to ensure the correct functioning of the meter.
- Parameters such as frequency weighting, the time weighting and the measurement time were set as follows:
  - Frequency weighting : A
  - Time weighting : Fast
  - Time measurement : 30 mins
- Prior to and after each noise measurement, the meter was calibrated using a Calibrator for 94 dB at 1000HZ. If the difference in the calibration level before and after measurement was more than 1 dB(A), the measurement would be considered invalid and repeat measurement would be required after re-calibration or repair of the equipment.
- During the monitoring period, the  $L_{eq}$ ,  $L_{10}$  and  $L_{90}$  were recorded. In addition, site conditions and noise sources were recorded on a standard record sheet.
- 3dB(A) correction had been added to the results if noise measurements were free-field.
- Noise monitoring would be cancelled in the presence of fog, rain, storm, wind with a steady speed exceeding 5m/s, or wind gusts exceeding 10m/s.

#### Maintenance and Calibration (QA/QC)

- The microphone head of the sound level meter and calibrator are cleaned with soft cloth at quarterly intervals.
- The meters are sent to the HOKLAS accredited laboratory or equivalent to check and calibrated at yearly intervals.

### 3.6. Actions and Limit Level

The Action and Limit Levels were established in **Table 3.4** for noise monitoring.

**Table 3.4 Action and Limit Levels for Noise Monitoring**

Time Period	Action	Limit
0700 –1900 hrs normal weekdays	When one documented complaint is received	75 dB(A)*

Remark: (\*)70dB(A) for schools and 65dB(A) for schools during school examination period

### 3.7. Results and Observations

#### 3.7.1. Results

Monitoring data of noise monitoring carried out in this reporting month are summarized in **Appendix E2**. Graphical presentation of noise monitoring results for the reporting month is shown in **Appendix E3**.

No exceedance of Action and Limit Level of noise monitoring results was recorded during the reporting month.

#### 3.7.2. Observation

The noise monitoring data were found to be lower than the limit level. The major noise source during the monitoring event was the vehicles passing through the container yard entrance and the general earth works inside the construction site.

### 3.8. Event and Action Plan

If the impact monitoring results exceed the Action and Limit Levels, the actions specified in **Table 3.5** shall be carried out.

**Table 3.5 Event/Action Plan for Construction Noise**

EVENT	ACTION			
	ET	IEC	ER	CONTRACTOR
Action level	<ol style="list-style-type: none"> <li>1. Notify IEC and Contractor;</li> <li>2. Carry out investigation;</li> <li>3. Report the results of investigation to the IEC and Contractor;</li> <li>4. Discuss with the Contractor and formulate remedial measures ;</li> <li>5. Increase monitoring frequency to check the effectiveness of mitigation measures.</li> </ol>	<ol style="list-style-type: none"> <li>1. Review the analyzed results submitted by the ET;</li> <li>2. Review the proposed remedial measures by the Contractor and advise the ER accordingly;</li> <li>3. Supervise the implementation of remedial measures.</li> </ol>	<ol style="list-style-type: none"> <li>1. Confirm receipt of notification in writing;</li> <li>2. Notify Contractor;</li> <li>3. Require Contractor to propose remedial measures for the analyzed noise problem;</li> <li>4. Ensure mitigation measures are properly implemented.</li> </ol>	<ol style="list-style-type: none"> <li>1. Submit noise mitigation proposal to IEC;</li> <li>2. Implement noise mitigation proposals.</li> </ol>
Limit level	<ol style="list-style-type: none"> <li>1. Notify IEC, ER, EPD &amp; Contractor;</li> <li>2. Identify source;</li> <li>3. Repeat measurement to confirm findings;</li> <li>4. Increase monitoring frequency;</li> <li>5. Carry out analysis of Contractor's working procedures to determine possible mitigation to be implemented;</li> <li>6. Inform IEC,</li> </ol>	<ol style="list-style-type: none"> <li>1. Discuss amongst ER, ET, and Contractor on the potential remedial actions;</li> <li>2. Review Contractor's remedial actions whenever necessary to assure their effectiveness and advise the ER accordingly;</li> <li>3. Supervise the implementation of remedial measures.</li> </ol>	<ol style="list-style-type: none"> <li>1. Confirm receipt of notification in writing;</li> <li>2. Notify Contractor;</li> <li>3. Require Contractor to propose remedial measures for the analyzed noise problem;</li> <li>4. Ensure mitigation measures are properly implemented;</li> <li>5. If exceedances continues, consider what</li> </ol>	<ol style="list-style-type: none"> <li>1. Undertake immediate action to avoid further exceedance;</li> <li>2. Submit proposals for remedial actions to IEC within 3 working days of notification;</li> <li>3. Implement the agreed proposals;</li> <li>4. Resubmit proposals if problem still not under control;</li> <li>5. Stop the relevant</li> </ol>

	<p>ER and EPD the causes and actions taken for the exceedances;</p> <p>7. Assess the effectiveness of Contractor's remedial actions and keep IEC, EPD and ER informed of the results;</p> <p>8. If exceedance stops, cease additional monitoring.</p>		<p>portion of the work is responsible and instruct the Contractor to stop that portion of work until the exceedance is abated.</p>	<p>portion of works as determined by ER, until the exceedance is abated.</p>
--	---	--	--	--

#### 4. WATER QUALITY MONITORING

##### 4.1. Monitoring Requirements

- 4.1.1. Water quality was monitored in the reporting month in accordance with the EM&A Manual at one alternative water quality monitoring station, R1b (at Tin Shui Wai Nullah) which shown in **Figure 2**.

##### 4.2. Monitoring Methodology and Equipment

###### For In-situ Water Quality Measurement

###### **Dissolved Oxygen (DO) measuring equipment**

A portable, weatherproof DO-measuring meter with built-in salinity compensation (e.g. YSI 85, YSI Pro 2030 or equivalent) was used in the baseline monitoring. It can be capable for measuring dissolved oxygen level in the range of 0-20 mg/L and 0-200 % saturation.

###### For Water Sampling and Sample Analysis

###### **Water Sampler**

A water sampler comprising a metal bucket was lowered into the water body.

###### **Water Container**

The sample container, made by high-density polythene, was rinsed with a portion of the water sample. The water sample was then transferred to the container, labelled with a unique sample ID and sealed with a screw cap. The water samples were stored in a cool box maintained at 4°C. The water samples will then be delivered to Environmental Laboratory of ETS-Testconsult Ltd (HOKLAS Registration No. 022) on the same day for analysis according to the Standard Method APHA 19ed.

The summary of testing methods of testing parameters required was shown in **Table 4.1**.

**Table 4.1 Summary of Testing Procedures for water samples**

Parameters	Testing Procedure	Detection Limit
Turbidity	Dissolved Oxygen Meter Measurement	0.1 NTU
Dissolved Oxygen	In house method refer to APHA 19 <sup>th</sup> ed 2130 B	0.01 mg/L
Total suspended solids	In house method refer to APHA 19 <sup>th</sup> ed 2540D	0.1 mg/L

### 4.3. Monitoring Frequency

- 4.3.1. Water samples were collected 3 times per week in 1 monitoring station. Three parameters including turbidity, dissolved oxygen and total suspended solids would be tested.

**Table 4.2 Monitoring Frequency of Water Quality Monitoring**

Parameters	Frequency	No. of sampling stations
Turbidity	3 times per week	1 station
Dissolved Oxygen		
Total suspended solids		

- 4.3.2. In this reporting period, a total of 13 occasions of water quality monitoring were undertaken and the schedule was shown in **Table 4.3**

**Table 4.3 Time Schedule of Impact Water Quality Monitoring**

October 2017						
Sunday	Monday	Tuesday	Wednesday	Thursday	Friday	Saturday
1	2	3 ▼	4	5 ▼	6	7 ▼
8	9	10 ▼	11	12 ▼	13	14 ▼
15	16	17 ▼	18	19 ▼	20	21 ▼
22	23 ▼	24	25 ▼	26	27 ▼	28
29	30	31 ▼				

Remark: ( ▼ ) = Water quality monitoring carried out by ET.

### 4.4. Quality Assurance (QA) / Quality Control (QC)

For in-situ measurements, at each measurement / sampling, two consecutive measurements of turbidity and dissolved oxygen (DO) were taken. The probes were retrieved out of the water after the first measurement and then re-deployed for the second measurement. If the difference between the first and second measurement is greater than 25% the reading will be discarded and the measurements will be repeated.

For laboratory analysis of water, test method of all test parameters and the QA/QC samples were carried out in accordance with the requirements of HOKLAS.

For our QA/QC procedure, one QC sample, one duplicate sample and one sample spike of every batch of 20 samples were analyzed.

### 4.5. Actions and Limit Levels

The criteria for Action and Limit Levels have been set out as follows:

**Table 4.4 The criteria of Action and Limit Levels for Water Quality**

Parameters	Unit	Action Level	Limit Level
Turbidity	NTU	95%ile of baseline data	99%ile of baseline data
Dissolved Oxygen	mg/L	5%ile of baseline data	1%ile of baseline data
Suspended solids	mg/L	95%ile of baseline data	99%ile of baseline data

Following the criteria shown in **Table 4.4**, the Action and Limit Levels for monitoring parameters derived as illustrated in **Table 4.5**.

**Table 4.5 Action and Limit Levels for Water Quality**

Parameters	Unit	Action	Limit
Turbidity	NTU	19.8	20.5
Dissolved Oxygen	mg/L	1.84	1.81
Suspended Solid	mg/L	17.0	17.8

#### 4.6. Result and Observation

##### 4.6.1. Result

Monitoring data of water quality monitoring carried out in this reporting month are summarized in **Appendix F2**. Graphical presentation of the monitoring results for the reporting month is shown in **Appendix F3**.

No exceedance of Action and Limit Level of water quality monitoring results was recorded during the reporting month.

##### 4.6.2. Observation

Generally, the turbidity and suspended solids were found to be lower than the action level. Besides, all results of dissolved oxygen measured in this reporting month were higher than the action level.

#### 4.7. Event and Action Plan

If the impact monitoring results of the individual parameters exceed the Action and Limit Levels, the actions specified in **Table 4.6** shall be carried out.

**Table 4.6 Event and Action Plan for Water Quality**

Event	Action				
	ET Leader	IEC	ER	Contractor	
Action Level being exceeded by one sampling day	<ol style="list-style-type: none"> <li>1. Repeat in-situ measurement to confirm findings;</li> <li>2. Identify reasons for non-compliance and sources of impact;</li> <li>3. Inform IEC and Contractor;</li> <li>4. Check monitoring data, all plant, equipment and Contractor's working methods;</li> <li>5. Discuss mitigation measures with IEC and Contractor;</li> <li>6. Repeat</li> </ol>	<ol style="list-style-type: none"> <li>1. Discuss with ET and Contractor on the mitigation measures;</li> <li>2. Review proposals on mitigation measures submitted by Contractor and advise the ER accordingly;</li> <li>3. Assess the effectiveness of the implemented mitigation measures.</li> </ol>	<ol style="list-style-type: none"> <li>1. Discuss with IEC on the proposed mitigation measures;</li> <li>2. make agreement on the mitigation measures to be implemented;</li> <li>3. Assess the effectiveness of the implemented mitigation measures.</li> </ol>	<ol style="list-style-type: none"> <li>1. Inform the ER and confirm notification of the non-compliance in writing;</li> <li>2. Rectify unacceptable practice;</li> <li>3. Check all plant and equipment</li> <li>4. Consider changes of working methods;</li> <li>5. Discuss with ET and IEC and propose mitigation measures to IEC and ER;</li> <li>6. Implement the agreed mitigation measures.</li> </ol>	

Event	Action			
	ET Leader	IEC	ER	Contractor
	measurement on next day of exceedance.			
Action Level being exceeded by more than two consecutive sampling days	<ol style="list-style-type: none"> <li>1. Repeat in-situ measurement to confirm findings;</li> <li>2. Identify reasons for non-compliance and sources of impact;</li> <li>3. Inform IEC and Contractor;</li> <li>4. Check monitoring data, all plant, equipment and Contractor's working methods;</li> <li>5. Discuss mitigation measures with IEC and Contractor;</li> <li>6. Ensure mitigation measures are implemented;</li> <li>7. Prepare to increase the monitoring frequency to daily;</li> <li>8. Repeat measurement on next day of exceedance.</li> </ol>	<ol style="list-style-type: none"> <li>1. Discuss with ET and Contractor on the mitigation measures;</li> <li>2. Review proposals on mitigation measures submitted by Contractor and advise the ER accordingly;</li> <li>3. Assess the effectiveness of the implemented mitigation measures.</li> </ol>	<ol style="list-style-type: none"> <li>1. Discuss with IEC on the proposed mitigation measures;</li> <li>2. Make agreement on the mitigation measures to be implemented;</li> <li>3. Assess the effectiveness of the implemented mitigation measures.</li> </ol>	<ol style="list-style-type: none"> <li>1. Inform the ER and confirm notification of the non-compliance in writing;</li> <li>2. Rectify unacceptable practice;</li> <li>3. Check all plant and equipment;</li> <li>4. Consider changes of working methods;</li> <li>5. Discuss with ET and IEC and propose mitigation measures to IEC and ER within 3 working days;</li> <li>6. Implement the agreed mitigation measures.</li> </ol>
Limit Level being exceeded by one sampling day	<ol style="list-style-type: none"> <li>1. Repeat in-situ measurement to confirm findings;</li> <li>2. Identify reasons for non-compliance and sources of impact;</li> <li>3. Inform</li> </ol>	<ol style="list-style-type: none"> <li>1. Discuss with ET and Contractor on the mitigation measures;</li> <li>2. Review proposals on mitigation measures submitted by Contractor</li> </ol>	<ol style="list-style-type: none"> <li>1. Discuss with IEC, ET and Contractor on the proposed mitigation measures;</li> <li>2. Request Contractor to critically review the working</li> </ol>	<ol style="list-style-type: none"> <li>1. Inform the ER and confirm notification of the non-compliance in writing;</li> <li>2. Rectify unacceptable practice;</li> <li>3. Check all plant and</li> </ol>

Event	Action			
	ET Leader	IEC	ER	Contractor
	IEC, Contractor and EPD; 4. Check monitoring data, all plant, equipment and Contractor's working methods; 5. Discuss mitigation measures with IEC, ER and Contractor; 6. Ensure mitigation measures are implemented; 7. Increase the monitoring frequency to daily until no exceedance of Limit Level.	and advise the ER accordingly; 3. Assess the effectiveness of the implemented mitigation measures.	methods; 3. Make agreement on the mitigation measures to be implemented; 4. Assess the effectiveness of the implemented mitigation measures.	equipment; 4. Consider changes of working methods; 5. Discuss with ET, IEC and ER and propose mitigation measures to IEC and ER within 3 working days; 6. Implement the agreed mitigation measures.
Limit Level being exceeded by more than two consecutive sampling days	1. Repeat in-situ measurement to confirm findings; 2. Identify reasons for non-compliance and sources of impact; 3. Inform IEC, Contractor and EPD; 4. Check monitoring data, all plant, equipment and Contractor's working methods; 5. Discuss mitigation measures with IEC, ER and Contractor; 6. Ensure mitigation	1. Discuss with ET and Contractor on the mitigation measures; 2. Review proposals on mitigation measures submitted by Contractor and advise the ER accordingly; 3. Assess the effectiveness of the implemented mitigation measures.	1. Discuss with IEC, ET and Contractor on the proposed mitigation measures; 2. Request Contractor to critically review the working methods; 3. Make agreement on the mitigation measures to be implemented; 4. Assess the effectiveness of the implemented mitigation measures; 5. Consider and instruct, if necessary, the Contractor to	1. Inform the ER and confirm notification of the non-compliance in writing; 2. Rectify unacceptable practice; 3. Check all plant and equipment; 4. Consider changes of working methods; 5. Discuss with ET, IEC and ER and propose mitigation measures to IEC and ER within 3 working days; 6. Implement the agreed mitigation measures;

Event	Action			
	ET Leader	IEC	ER	Contractor
	measures are implemented; 7. Increase the monitoring frequency to daily until no exceedance of Limit Level for two consecutive days.		slow down or to stop all or part of the marine work until no exceedance of Limit Level.	7. As directed by the ER, to slow down or to stop all or part of the marine work or construction activities.

## 5. ENVIRONMENTAL SITE INSPECTION AND AUDIT

### 5.1. Site Inspection

- 5.1.1. Site Inspections were carried out on a weekly basis to monitor the implementation of proper environmental pollution control mitigation measures for the project. During the reporting period, site inspections were carried out on 06, 13, 20 & 27 October 2017.
- 5.1.2. Observations for the site inspections within this reporting period are summarized in **Table 5.1** and inspection checklists are attached in **Appendix H**.

**Table 5.1 Summary of observation of site inspections**

Date	Observations / Reminders	Follow-up Action	Closed Date
06 October 2017	1. Improper storage of chemical containers was observed. 2. Chemical container without bottle cap was observed.	1. Drip tray was provided for chemical containers. 2. The chemical container was seal with bottle cap.	13 October 2017
13 October 2017	1. Stagnant water was found accumulated in the drip tray at Portion SDB.	1. Stagnant water was cleared in the drip tray at Portion SDB.	20 October 2017
20 October 2017	Reminder 1 – Main haul road should be kept clean and sprayed with water to control the dust emission.	--	--
27 October 2017	No items were observed.	--	--

### 5.2. Advice on the Solid and Liquid Waste Management Status

- 5.2.1. All types of waste arising from the construction work are classified into the following:
- Construction & Demolition (C&D) Material;
  - Chemical Waste;
  - General Refuse; and

- Excavated Soil

5.2.2. The quantities of waste for disposal in this Reporting Period are summarized in **Table 5.2** and **Table 5.3** and the Monthly Summary Waste Flow Table is shown in **Appendix I**. Whenever possible, materials were reused on-site as far as practicable.

**Table 5.2 Summary of Quantities of Inert C&D Materials**

Type of Waste	Quantity	Disposal Location
Reused in this Contract (Inert) (m <sup>3</sup> )	0	--
Reused in other Projects (Inert) (m <sup>3</sup> )	0	--
Disposed as Public Fill (Inert) (m <sup>3</sup> )	1,810	Tuen Mun 38 Fill Bank

**Table 5.3 Summary of Quantities of C&D Materials**

Type of Waste	Quantity	Disposal Location
Recycled Metal (kg)	7	--
Recycled Paper / Cardboard Packing (kg)	110	--
Recycled Plastic (kg)	2	--
Chemical Wastes (kg)	0	--
General Refuses (m <sup>3</sup> )	5,410	North East New Territories (NENT) Landfill

5.2.3. To control over the site performance on waste management, the Contractor shall ensure that all solid and liquid waste management works are in full compliance with the relevant license/permit requirements, such as the effluent discharge license and the chemical waste producer registration. The Contractor is also reminded to implement the recommended environmental mitigation measures according to the EM&A Manual based on actual site conditions.

### 5.3. Discharge License and Results of Effluent Monitoring

5.3.1. Effluent quality was monitored in the reporting month in accordance with the EM&A Manual at the discharge point. A discharge license under Water Pollution Control Ordinance was obtained by the Contractor upon commencement of the Project. Self-monitoring would be performed as per the requirement under the discharge license. According to the EM&A Manual, pH, chemical oxygen demand and total suspended solid are required to be analysed at least once every two week.

5.3.2. Effluent water samples were sampled by the Contractor on 16 & 24 October 2017. The required testing parameter including pH, chemical oxygen demand and total suspended solid were carried out in a HOKLAS laboratory. The methods of chemical oxygen demand and total suspended solid determination follow APHA 19ed 5220 B and APHA 19ed 2540 D respectively. The laboratory reports for the discharge water are presented in **Appendix M**.

5.3.3. For effluent quality monitoring as per the discharge license requirement, the results complied with the discharge license requirement.

### 5.4. Environmental Licenses and Permits

5.4.1. The valid environmental licenses and permits during the reporting period are summarized in **Appendix J**.

### 5.5. Implementation Status of Environmental Mitigation Measures

5.5.1. The environmental mitigation measures that recommended in the Environmental Monitoring and Audit Manual covered the issues of dust, noise and waste and they are summarized as following:

### **Dust Mitigation Measures**

- a. The working area for the uprooting of trees, shrubs, or vegetation or for the removal of boulders, poles, pillars or temporary or permanent structures should be sprayed with water or a dust suppression chemical immediately before, during and immediately after the operation so as to maintain the entire surface wet;
- b. All demolished items (including trees, shrubs, vegetation, boulders, poles, pillars, structures, debris, rubbish and other items arising from site clearance) that may dislodge dust particles should be covered entirely by impervious sheeting or placed in an area sheltered on the top and the 3 sides within a day of demolition;
- c. Vehicle washing facilities including a high pressure water jet should be provided at every discernible or designated vehicle exit point;
- d. The area where vehicle washing takes place and the section of the road between the washing facilities and the exit point should be paved with concrete, bituminous materials or hardcores;
- e. Where a site boundary adjoins a road, street, service and or other area accessible to the public, hoarding of not less than 2.4m from ground level should be provided along the entire length of that portion of the site boundary except for a site entrance or exit;
- f. Every main haul road (i.e. any course inside a construction site having a vehicle passing rate of higher than 4 in any 30 minutes) should be paved with concrete, bituminous materials, hardcores or metal plates, and kept clear of dusty materials; or sprayed with water or a dust suppression chemical so as to maintain the entire road surface wet;
- g. The portion of any road leading only to a construction site that is within 30m of a discernible or designated vehicle entrance or exit should be kept clear of dusty materials;
- h. Immediately before leaving a construction site, every vehicle should be washed to remove any dusty materials from its body and wheels;
- i. Where a vehicle leaving a construction site is carrying a load of dusty materials, the load should be covered entirely by clean impervious sheeting to ensure that the dusty materials do not leak from the vehicle;
- j. The working area of any excavation or earth moving operation should be sprayed with water or a dusty suppression chemical immediately before, during and immediately after the operation so as to maintain the entire surface wet;
- k. Exposed earth shall be properly treated by compaction, turfing, hydroseeding, vegetation planting or sealing with latex, vinyl, bitumen, shotcrete or other suitable surface stabilizer within 6 months after the last construction activity on the construction site or part of the construction site where the exposed earth lies;
- l. Any stockpile of dusty material should be either covered entirely by impervious sheeting; placed in an area sheltered on the top and the 3 sides; or sprayed with water or a dust suppression chemical so as to maintain the entire surface wet.

### **Noise Mitigation Measures**

- a. Quiet plants should be used in order to reduce the noise impacts to protect the nearby NSRs.
- b. Temporary and Movable Noise Barriers should be used in order to reduce the noise impact to the surrounding sensitive receivers
- c. The contractor should site noisy equipment and activities as far from sensitive receivers as practical.
- d. Idle equipment should be turned off or throttled down.
- e. Construction activities should be planned so that parallel operation of several sets of equipment close to a given receiver is avoided
- f. Construction plant should be properly maintained and operated.

### **Water Quality Mitigation Measures**

- a. Exposed stockpiles should be covered with tarpaulin or impervious sheets before a rainstorm occurs;
- b. The exposed soil surfaces should also be properly protected to minimize dust emission;
- c. The stockpiles of materials should be placed in the locations away from the drainage channel so as to avoid releasing materials into the channel;
- d. Wheel washing facilities should be provided at site exits to ensure that earth, mud and debris would not be carried out of the works areas by vehicles;

- e. Provision of site drainage systems and treatment facilities would be required to minimize the water pollution;
- f. A discharge license needs to be applied from EPD for discharging effluent from the construction site;
- g. The treated effluent quality is required to meet the requirements specified in the discharge license;
- h. Provision of chemical toilets is required to collect sewage from workforce. The chemical toilets should be cleaned on a regular basis;
- i. A licensed waste collector should be employed to clean the chemical toilets and temporary storage tank on a regular basis;
- j. Illegal disposal of chemicals should be strictly prohibited;
- k. Registration as a chemical waste producer is required if chemical wastes are generated and need to be disposed of. The Waste Disposal Ordinance (Cap 354) and its subsidiary regulations in particular the Waste Disposal (Chemical Waste) (General) Regulation should be observed and complied with for control of chemical wastes;
- l. Disposal of chemical wastes should be carried out in compliance with the Waste Disposal Ordinance. The Code of Practice on the Packaging, Labelling and Storage of Chemical Wastes published under the Waste Disposal Ordinance should be used as a guideline for handling chemical wastes;
- m. The impact from accidental spillage of chemicals can be effectively controlled through good management practices.

#### **Waste Management Mitigation Measures**

- a. Segregation and storage of different types of waste in different containers, skips or stockpiles to enhance reuse or recycling of materials and their proper disposal;
- b. To encourage collection of aluminium cans by individual collectors, separate bins should be provided to segregate this waste from other general refuse generated by the workforce;
- c. Any unused chemicals or those with remaining functional capacity should be recycled;
- d. Prior to disposal of C&D waste, it is recommended that wood, steel and other metals be separated for re-use and/or recycling and inert waste as fill material to minimize the quantity of waste to be disposed of to landfill;
- e. Proper storage and site practices to minimize the potential for damage or contamination of construction materials; and
- f. Plan and stock construction materials carefully to minimize amount of waste generated and avoid unnecessary generation of waste.

**5.5.2.** An updated summary of the Environmental Mitigation Implementation Schedule (EMIS) is presented in **Appendix K**. Most of the necessary mitigation measures were implemented properly. Any deficiencies were noted in the remarks of the schedule.

#### **5.6. Summary of Exceedance of the Environmental Quality Performance Limit**

**5.6.1.** There was no Action and Limit level exceedance of 1-hour and 24-hr TSP monitoring was recorded at station ASR1a and ASR2a during this reporting month.

**5.6.2.** There was no Action and Limit Level exceedance for noise recorded at station NSR1a and NSR2a during the reporting period.

**5.6.3.** There was no Action and Limit Level exceedance for water quality monitoring recorded at station R1b during the reporting period.

#### **5.7. Summary of Complaints, Notification of Summons and Successful Prosecution**

**5.7.1.** There were no complaints received during the reporting period.

**5.7.2.** There were no notifications of summons or prosecutions received during the reporting period.

**5.7.3.** A summary of environmental complaints, notifications of summons and successful prosecutions was given in **Table 5.4**.

**Table 5.4 Summary of Environmental Complaints Notification of Summons and Successful Prosecution**

Reporting Period	Cumulative Statistic		
	Complaints	Notifications of summons	Successful prosecutions
The reporting period	0	0	0
From commencement date of construction to end of reporting month	0	0	0

## 6. FUTURE KEY ISSUES

### 6.1. Construction Programme for the Coming Months

6.1.1. As informed by the Contractor, the major construction activities for November 2017 are included:

- *Pile Loading Test;*
- *Post-Drilling(Investigation and verification of the quality of socketed H-piles);*
- *Substructure (rc structure);*
- *Removal of ELS*

### 6.2. Key Issues for the Coming Month

**Key issues to be considered in the coming month include:**

- *Chemical and waste management;*
- *Treatment of runoff and wastewater prior to discharge; and*
- *Dust and Noise generated from construction activities;*

**Mitigation measures to be required in the coming month:**

#### Air Quality Impact

- To provide adequate water spraying in the worksite;
- To operate and maintain automatic wheel washing facilities properly;
- To provide road sweeping site entrance and public roads outside site entrance;
- To ensure implementation of the dust mitigation measures for the site activities;
- To maintain proper operation of the mist spraying system;
- To provide proper maintenance for vehicles and machines on site; and
- To investigate any other dust sources around the air sensitive receivers

#### Noise

- To switch off equipment if not in use;
- To operate silent equipment;
- To identify the noise sources inside and outside of the site; and
- To follow up any exceedance caused by the construction work inside the worksite

#### Water Quality Impact

- To ensure the drainage system was maintained properly;
- To maintain the existing silt trap to ensure good efficiency of wheel wash facilities;
- To avoid stagnant water in the drip trays due to rainfall;
- To avoid any stagnant water or provide insecticide to avoid mosquito breeding

#### Chemical and Waste Management

- To remove waste from the site regularly;
- To properly store and handle chemical wastes on site;
- To implement trip ticket system for all the imported public fill and general refuse disposal;
- To maintain proper housekeeping;

- To identify C&D material by packaging, labelling, storage, transportation and disposal in accordance with statutory regulations.

### **6.3. Environmental Monitoring and Site Inspection Schedule for the Coming Month**

- 6.3.1.** The tentative schedule for environmental monitoring and site inspection schedule for November 2017 is provided in **Appendix L**.

## **7. CONCLUSION**

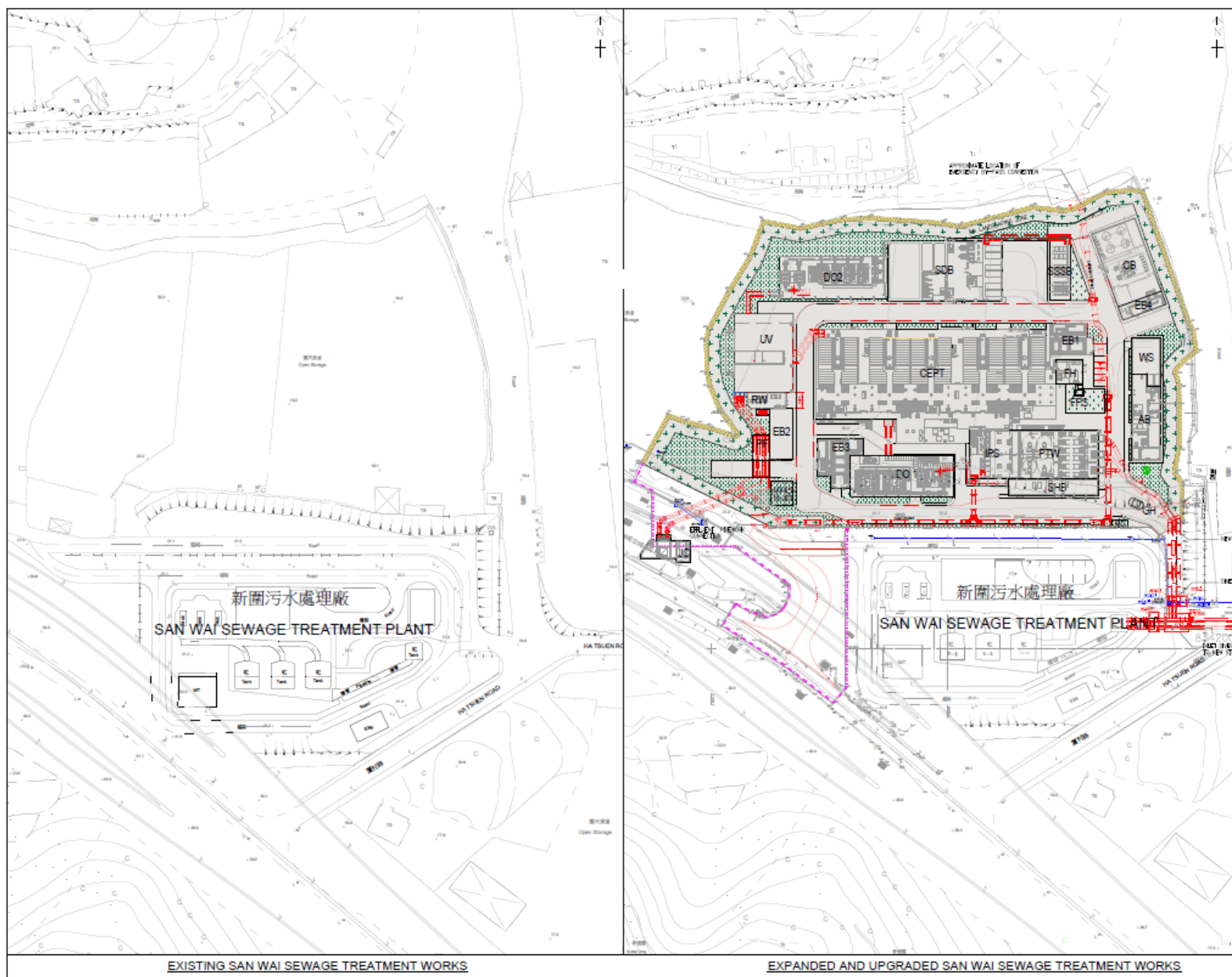
### **7.1. Conclusions**

- 7.1.1.** There was no Action and Limit level exceedance of 1-hour and 24-hr TSP monitoring was recorded at station ASR1a and ASR2a during this reporting month.
- 7.1.2.** There was no Action and Limit Level exceedance for noise recorded at station NSR1a and NSR2a during the reporting period.
- 7.1.3.** There was no Action and Limit Level exceedance for water quality monitoring recorded at station R1b during the reporting period.
- 7.1.4.** There were no complaints received during the reporting period.
- 7.1.5.** There were no notifications of summons or prosecutions received during the reporting period.

**- END OF REPORT -**

## **Appendix A**

### **Location of Works Areas**

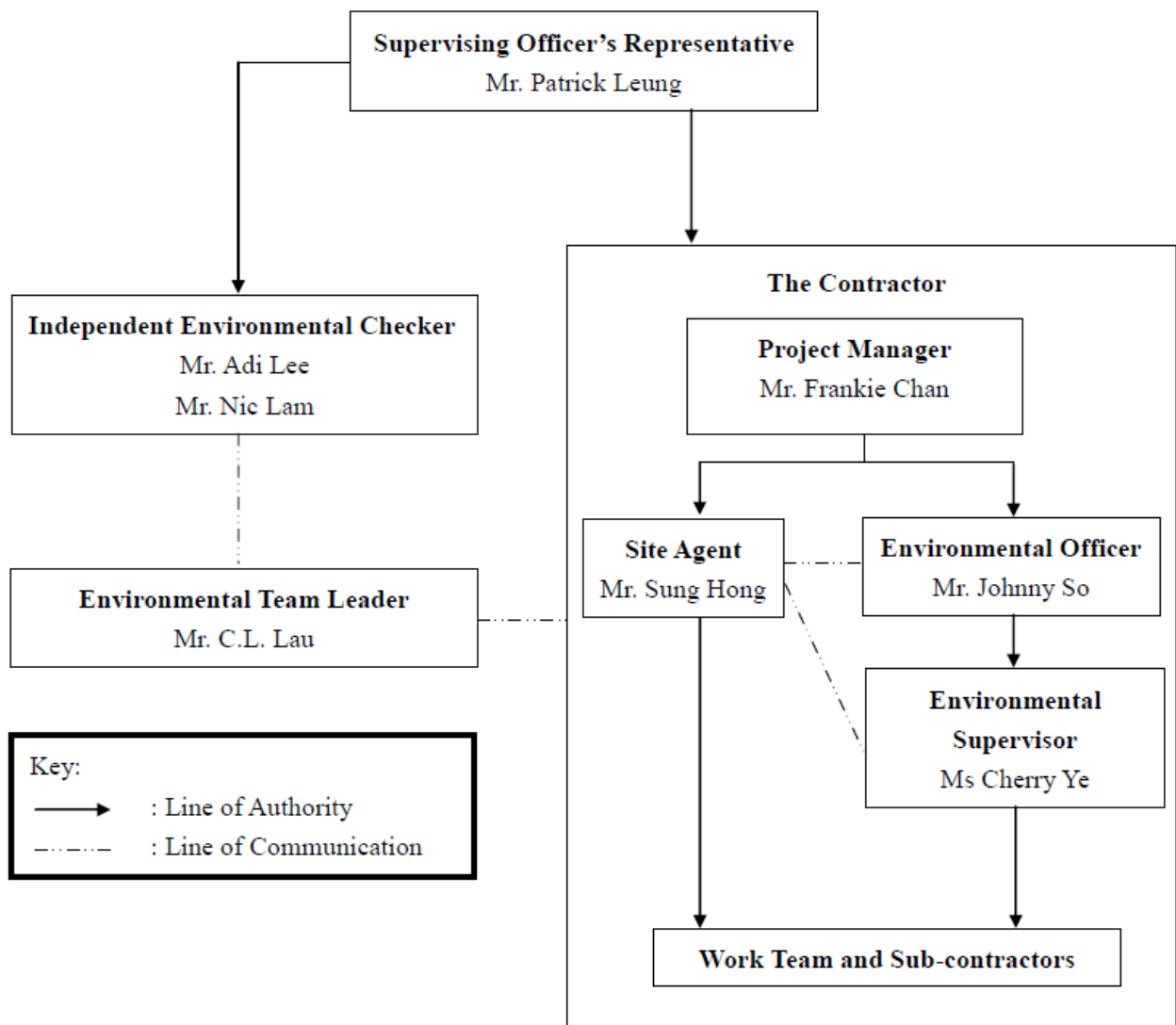


EXISTING SAN WAI SEWAGE TREATMENT WORKS

EXPANDED AND UPGRADED SAN WAI SEWAGE TREATMENT WORKS

## **Appendix B**

### **Project Organization Chart**



## **Appendix C**

### **Construction Programme**

DATA DATE: 31-Oct-17		LAYOUT: SW Project Phase 1 Rev 7 (3M 31Oct17)						PAGE 1 OF 9					
Activity ID	Activity Name	Original Duration	Start	Finish	Rev 7 BL Start	Rev 7 BL Finish	Slippage Start Date	Slippage Finish Date					
									2017		2018		
									Oct	Nov	Dec	Jan	Feb
<b>San Wai Sewage Treatment Works Phase 1 - Rev 7 MP (Update as of 31 Oct 2017)</b>													
<b>Key Date</b>													
<b>Commencement &amp; Completion of Works</b>													
KD130	Section 1 - Period of Works (FOT P.3 d 67,71) - Including 1.5 Days Granted EOT	552	27-May-16 A	29-Nov-17	27-May-16	29-Nov-17	0	0					
KD140	Section 1 - Works Completion (New Access Road) - Including 1.5 Days Granted EOT	0		29-Nov-17*		29-Nov-17	0	0					
KD150	Section 1 - Handover to Home Affairs Department for Maintenance	1033	29-Nov-17	27-Sep-20	30-Nov-17	27-Sep-20	0	0					
KD160	Section 2 - Period of Works (FOT P.3 d 67, 71) - Including 1.5 Days Granted EOT	1585	27-May-16 A	27-Sep-20	27-May-16	27-Sep-20	0	0					
<b>Preliminaries &amp; General Requirement</b>													
<b>Contractor Requirement</b>													
PS465	Impact Monitoring	1186	27-Jun-17 A	25-Sep-20	27-Jun-17	24-Sep-20	0	0					
PS485	Site Drainage Plan Implementation	1274	01-Apr-17 A	25-Sep-20	01-Apr-17	25-Sep-20	0	0					
<b>Contractor Requirement for Working Area Portion (P8)</b>													
PS160	Fencing / Hoarding & Signboard Erection (P8)	30	29-Nov-17	29-Dec-17	29-Nov-17	28-Dec-17	0	0					
<b>Site Establishment</b>													
<b>Site Establishment for Working Area Portion (P1-P2)</b>													
PS322	Submission of CSD and CBWD 3D Model in LD3	167	27-Aug-17 A	10-Feb-18	27-Aug-17	09-Feb-18	0	0					
PS323	Submission of Clash Analysis Report	167	11-Sep-17 A	25-Feb-18	11-Sep-17	24-Feb-18	0	0					
<b>Site Establishment for Working Area Portion (P8)</b>													
PS370	Initial Survey & UU detection	30	29-Nov-17	29-Dec-17	29-Nov-17	28-Dec-17	0	0					
PS375	Condition Survey (Submission & Approval)	30	29-Nov-17	29-Dec-17	29-Nov-17	28-Dec-17	0	0					
PS385	General Site Clearance	30	29-Nov-17	29-Dec-17	29-Nov-17	28-Dec-17	0	0					
PS390	TTMS for excavation of trial pits to ascertain the details of the existing rising mains - Submission to SO	0	31-Oct-17	07-Sep-17			-54	-54					
<b>Design &amp; Design Checking of Permanent Works</b>													
<b>Statutory Submission</b>													
DS160	WSD - Water Supply & Plumbing	578	02-Feb-17 A	02-Sep-18	02-Feb-17	02-Sep-18	0	0					
DS165	CLP - Power Supply	751	01-Nov-16 A	21-Nov-18	01-Nov-16	21-Nov-18	0	0					
DS166	CLP - Photovoltaic Panel Connection	90	30-Nov-17	28-Feb-18	05-Nov-17	02-Feb-18	-26	-26					
DS170	FSD - GBP with FS Notes and Dangerous Goods (DG)	283	02-Feb-17 A	11-Nov-17	02-Feb-17	11-Nov-17	0	0					
DS173	PCCW - Telephone Lines and Megalink	540	27-Jun-17 A	19-Dec-18	27-Jun-17	18-Dec-18	0	0					
DS174	PCCW - Telephone Lines for CLP Summation Metering	90	28-Jul-17 A	08-Nov-17	28-Jul-17	25-Oct-17	0	-14					
DS185	HAD - Home Affairs Department Application for Section 1 (ID KD150)	60	31-Jul-17 A	11-Nov-	31-Jul-17	28-Sep-17	0	-44					
DS200	ArchSD - VCAB and DAP Submission and Approval	396	15-Mar-17 A	01-Jan-18	01-Dec-16	31-Dec-17	-104	0					
DS210	DLO - Submission and Approval of Tree Removal and Transplant Proposals	243	31-Jan-17 A	31-Oct-17	31-Jan-17	30-Sep-17	0	-31					
DS230	GEO - Submission of DDA25A to SO for onward submission to GEO for Checking Certificate	283	03-Aug-17 A	09-May-18	31-Jul-17	09-May-18	-3	0					
DS232	GEO - Submission of DDA25A to SO for onward submission to GEO for Checking Certificate	270	08-Dec-16 A	02-Nov-17	08-Dec-16	03-Sep-17	0	-60					
<b>Site Investigation</b>													
DS380	Contamination Treatment (Biopile)	173	15-Oct-17 A	05-Apr-18	15-Oct-17	05-Apr-18	0	0					
<b>AIP / DDA Submission &amp; Approval</b>													
DS410	Review & Revisions of Design Plan	431	26-Jun-16 A	04-Nov-17	26-Jun-16	30-Aug-17	0	-65					
<b>Global Design</b>													

Remaining Level of Effort

Actual Level of Effort

Actual Work

Remaining Work

Critical Remaining Work

Milestone

TASK filter: 3 Months Rolling Programme.

CONTRACT NO. DC/2013/10 DESIGN, BUILD & OPERATE

SAN WAI SEWAGE TREATMENT - PHASE 1

MASTER SCHEDULE Rev 7 (31 October 2017)

THREE (3) MONTHS ROLLING PROGRAMME

Date

Revision

Checked

Approved

31-Oct-17

Three (3) Months Rolling Programme...

ATAL

svco

HEC

ATAL-Degremont-China Harbour Joint Venture

DATA DATE: 31-Oct-17		LAYOUT: SW Project Phase 1 Rev 7 (3M 31Oct17)						PAGE 2 OF 9					
Activity ID	Activity Name	Original Duration	Start	Finish	Rev 7 BL Start	Rev 7 BL Finish	Slippage Start Date	Slippage Finish Date	2017			2018	
									Oct	Nov	Dec	Jan	Feb
Site Layout (AIP2 / DDA2)													
DG390	DDA2 - Site Layout - Design Preparation to SO Approval	294	21-Oct-16 A	04-Dec-17	21-Oct-16	22-Sep-17	0	-72					
Treatment Process (AIP3 / DDA3)													
DG130	DDA3 - Treatment Process - Design Preparation to SO Approval	363	02-Sep-16 A	08-Dec-17	02-Sep-16	27-Sep-17	0	-72					
Hydraulic (AIP4 / DDA4)													
DG162	DDA4 - Hydraulic - Design Preparation to SO Approval	366	02-Sep-16 A	13-Dec-17	02-Sep-16	18-Sep-17	0	-85					
Electrical Power Supply System (AIP20 / DDA20ABCD)													
DG1891	DDA20A - Electrical Power Supply System - Design Preparation to SO Approval	170	24-Apr-17 A	08-Jan-18	24-Apr-17	10-Nov-17	0	-59					
DG3880	DDA20B - UPS System - Design Preparation to SO Approval	246	24-Apr-17 A	08-Jan-18	24-Apr-17	10-Nov-17	0	-59					
DG3896	DDA20C - Earthing and Lightning System - Design Preparation to SO Approval	246	24-Apr-17 A	08-Jan-18	24-Apr-17	10-Nov-17	0	-59					
DG3912	DDA20D - Energy Efficiency - Design Preparation to SO Approval	246	24-Apr-17 A	08-Jan-18	24-Apr-17	10-Nov-17	0	-59					
Control and Monitoring System (AIP21 / DDA21ABCDE)													
DG1924	DDA21A - Process & Instrumentation Diagram (P&ID) - Design Preparation to SO Approval	300	12-Jan-17 A	27-Dec-17	12-Jan-17	09-Dec-17	0	-17					
DG1940	DDA21B - System Control Philosophy - Design Preparation to SO Approval	233	20-Mar-17 A	08-Jan-18	20-Mar-17	09-Dec-17	0	-30					
DG1956	DDA21C - Function Design Specification - Design Preparation to SO Approval	234	03-Apr-17 A	28-Dec-17	03-Apr-17	09-Dec-17	0	-19					
DG1972	DDA21D - PLC, SCADA & I/O Allocation Schedules - Design Preparation to SO Approval	199	23-Apr-17 A	08-Jan-18	23-Apr-17	09-Dec-17	0	-30					
DG1988	DDA21E - SCADA Graphic Interface - Design Preparation to SO Approval	201	01-Jul-17 A	08-Jan-18	01-Jul-17	04-Jan-18	0	-4					
Landscaping Works (AIP22 / DDA22AB)													
DG1260	DDA22A - Landscaping Works (Green Roof) - Design Preparation to SO Approval	262	06-Jan-17 A	30-Nov-17	06-Jan-17	24-Sep-17	0	-67					
DG1274	DDA22B - Landscaping Works (Site Wide) - Design Preparation to SO Approval	187	03-Jul-17 A	04-Jan-18	03-Jul-17	29-Dec-17	0	-6					
Testing and Commissioning Plan (AIP23 / DDA23)													
DG3270	AIP23 - Outline Testing & Commissioning Plan - Design Preparation to SO Approval	145	28-Nov-17	22-Apr-18	28-Nov-17	21-Apr-18	0	0					
General Notes Drawings for Foundation and Civil & Structural (AIP24AB / DDA24AB)													
General Notes Drawings for Civil & Structural (AIP24B / DDA24BC)													
DG3706	DDA24C - Typical Details for Architecture - Design Preparation to SO Approval	215	22-Feb-17 A	03-Dec-17	22-Feb-17	24-Sep-17	0	-70					
Geotechnical Report (AIP25 / DDA25A)													
DG3445	DDA25A - Geotechnical Interpretation Report - Design Preparation to SO Approval	315	09-Oct-16 A	02-Nov-17	09-Oct-16	21-Sep-17	0	-42					
Site Formation (AIP26 / DDA26)													
DG660	DDA26 - Site Formation - Design Preparation to SO Approval	276	14-Jan-17 A	09-Jan-18	14-Jan-17	09-Nov-17	0	-61					
Road Works (AIP27A / DDA27A)													
DG1060	DDA27A - Road Works - Design Preparation to SO Approval	201	23-Mar-17 A	30-Nov-17	23-Mar-17	09-Nov-17	0	-21					
Sewerage and Drainage Works (AIP27B / DDA27B)													
DG960	DDA27B - Sewerage and Drainage Works - Design Preparation to SO Approval	226	21-Feb-17 A	14-Dec-17	21-Feb-17	04-Oct-17	0	-71					
Boundary Wall & Entrance (AIP28 / DDA28AB)													
DG1160	DDA28A - Slopes and Retaining Wall - Design Preparation to SO Approval	255	03-Feb-17 A	02-Dec-17	03-Feb-17	15-Oct-17	0	-47					
DG1195	DDA28B - Boundary Wall & Entrance - Design Preparation to SO Approval	203	17-Jun-17 A	12-Jan-18	17-Jun-17	29-Dec-17	0	-14					
Foundation & Piling Design (AIP29 / DDA29ABC)													
DG510	DDA29C - Piling Foundation (Area III - UV) - Design Preparation to SO Approval	198	30-Mar-17 A	08-Dec-17	30-Mar-17	25-Oct-17	0	-43					
Site Wide Utility (AIP30 / DDA30ABCDEF GH)													
DG3515	DDA30A - Site Wide Security Access Control - Design Preparation to SO Approval	258	30-Jan-17 A	31-Dec-17	30-Jan-17	14-Oct-17	0	-78					
DG3774	DDA30B - Site Wide Utility (U/G Pipework and Ductwork) - Design Preparation to SO Approval	177	08-Jun-17 A	18-Jan-18	08-Jun-17	24-Nov-17	0	-55					
DG3788	DDA30C - Fire Services System and Street Fire Hydrant System - Design Preparation to SO Approval	177	08-Jun-17 A	28-Dec-17	08-Jun-17	24-Nov-17	0	-34					
DG3802	DDA30D - Site Wide Utility (Cable Route and Cable Draw Pit) - Design Preparation to SO Approval	177	23-Jun-17 A	09-Jan-18	23-Jun-17	09-Dec-17	0	-31					
DG3816	DDA30E - Site Wide Utility (Road Lighting & Communication System) - Design Preparation to SO Approval	177	23-Jun-17 A	09-Jan-18	23-Jun-17	09-Dec-17	0	-31					
DG3830	DDA30F - Typical Electrical Installation Drawings - Design Preparation to SO Approval	192	08-Jun-17 A	18-Jan-18	08-Jun-17	09-Dec-17	0	-40					
DG3844	DDA30G - Typical Building Services Installation Drawings - Design Preparation to SO Approval	177	23-Jun-17 A	18-Jan-18	23-Jun-17	09-Dec-17	0	-40					

DATA DATE: 31-Oct-17		LAYOUT: SW Project Phase 1 Rev 7 (3M 31Oct17)							PAGE 3 OF 9				
Activity ID	Activity Name	Original Duration	Start	Finish	Rev 7 BL Start	Rev 7 BL Finish	Slippage Start Date	Slippage Finish Date	2017			2018	
									Oct	Nov	Dec	Jan	Feb
DG3858	DDA30H - C&S Detailed Design Report for Pipe Trenches - Design Preparation to SO Approval	177	08-May-17 A	13-Jan-18	08-May-17	24-Oct-17	0	-81					DDA30H - C&S Detailed
HAZOP Report (DDA31AB)		356	01-Dec-16 A	29-Dec-17	01-Dec-16	28-Dec-17	0	0					
DG3530	DDA31A - HAZOP Study - Design Preparation to SO Approval	309	01-Dec-16 A	28-Nov-17	01-Dec-16	28-Sep-17	0	-61					DDA31A - HAZOP Study - Design Preparation to SO
DG3545	DDA31B - Hazardous Zoning Classification Report - Design Preparation to SO Approval	119	01-Sep-17 A	29-Dec-17	01-Sep-17	28-Dec-17	0	0					DDA31B - Hazardous Zoning Cla
ELS / Bulk Excavation (Temporary Works)		178	27-Mar-17 A	04-Jan-18	27-Mar-17	04-Jan-18	0	0					
ELS for Outlet Pipe Connection		80	27-Mar-17 A	31-Oct-17	27-Mar-17	24-Aug-17	0	-68					
DG3710	ELS for Outlet Pipe Connection - Design Preparation to DC and SO Approval	80	27-Mar-17 A	31-Oct-17	27-Mar-17	24-Aug-17	0	-68					ELS for Outlet Pipe Connection - Design Preparation to DC and SO
ELS for CEPT and PTW		80	07-Apr-17 A	03-Nov-17	07-Apr-17	23-Sep-17	0	-41					
DG3725	ELS for CEPT and PTW - Design Preparation to DC and SO Approval	80	07-Apr-17 A	03-Nov-17	07-Apr-17	23-Sep-17	0	-41					ELS for CEPT and PTW - Design Preparation to DC and SO Appr
ELS for Emergency Bypass		80	12-Jun-17 A	13-Nov-17	12-Jun-17	18-Oct-17	0	-26					
DG3740	ELS for Emergency Bypass - Design Preparation to DC and SO Approval	80	12-Jun-17 A	13-Nov-17	12-Jun-17	18-Oct-17	0	-26					ELS for Emergency Bypass - Design Preparation to DC and
ELS for Inlet Pipe Connection		123	04-Sep-17 A	04-Jan-18	04-Sep-17	04-Jan-18	0	0					
DG3755	ELS for Inlet Pipe Connection - Design Preparation to DC and SO Approval	123	04-Sep-17 A	04-Jan-18	04-Sep-17	04-Jan-18	0	0					ELS for Inlet Pipe Connection
ELS for UV		110	04-Sep-17 A	23-Dec-17	04-Sep-17	22-Dec-17	0	0					
DG3769	ELS for UV - Design Preparation to DC and SO Approval	110	04-Sep-17 A	23-Dec-17	04-Sep-17	22-Dec-17	0	0					ELS for UV - Design Preparation to D
Miscellaneous Design		155	03-Jul-17 A	27-Nov-17	03-Jul-17	27-Nov-17	0	0					
Equipment Schedules (DDA32A)		155	03-Jul-17 A	27-Nov-17	03-Jul-17	27-Nov-17	0	0					
DG2012	DDA32A - Equipment Schedules - Design Preparation to SO Approval	155	03-Jul-17 A	27-Nov-17	03-Jul-17	27-Nov-17	0	0					DDA32A - Equipment Schedules - Design Preparat
Penstock & Stoplogs Schedules (DDA32B)		155	03-Jul-17 A	27-Nov-17	03-Jul-17	27-Nov-17	0	0					
DG3216	DDA32B - Penstock & Stoplogs Schedules - Design Preparation to SO Approval	155	03-Jul-17 A	27-Nov-17	03-Jul-17	27-Nov-17	0	0					DDA32B - Penstock & Stoplogs Schedules - Design
Valves Schedules (DDA32C)		155	03-Jul-17 A	27-Nov-17	03-Jul-17	27-Nov-17	0	0					
DG3222	DDA32C - Valves Schedules - Design Preparation to SO Approval	155	03-Jul-17 A	27-Nov-17	03-Jul-17	27-Nov-17	0	0					DDA32C - Valves Schedules - Design Preparation to
Piping and Pipe Support Schedules (DDA32D)		155	03-Jul-17 A	27-Nov-17	03-Jul-17	27-Nov-17	0	0					
DG3864	DDA32D - Piping and Pipe Support Schedules - Design Preparation to SO Approval	155	03-Jul-17 A	27-Nov-17	03-Jul-17	27-Nov-17	0	0					DDA32D - Piping and Pipe Support Schedules - Des
Painting Schedules (DDA32E)		155	03-Jul-17 A	27-Nov-17	03-Jul-17	27-Nov-17	0	0					
DG3228	DDA32E - Painting Schedules - Design Preparation to SO Approval	155	03-Jul-17 A	27-Nov-17	03-Jul-17	27-Nov-17	0	0					DDA32E - Painting Schedules - Design Preparation
Instrumentation Schedules (DDA32F)		155	03-Jul-17 A	27-Nov-17	03-Jul-17	27-Nov-17	0	0					
DG3234	DDA32F - Instrumentation Schedules - Design Preparation to SO Approval	155	03-Jul-17 A	27-Nov-17	03-Jul-17	27-Nov-17	0	0					DDA32F - Instrumentation Schedules - Design Prep
LOT #1 - Building / Facilities Design : CEPT+SF, PTW+IPS+SHB, UV, SDB+SSSB		551	25-Sep-16 A	09-May-18	25-Sep-16	09-May-18	0	0					
CEPT and System Control Flowmeter Chamber		399	24-Dec-16 A	09-Feb-18	24-Dec-16	08-Feb-18	0	0					
Civil and Structural Design (AIP6A / DDA6AB)		396	24-Dec-16 A	04-Jan-18	24-Dec-16	24-Nov-17	0	-41					
DB1123	DDA6A - CEPT & SF - C&S - Design Preparation to SO Approval	277	24-Dec-16 A	10-Dec-17	24-Dec-16	25-Sep-17	0	-76					DDA6A - CEPT & SF - C&S - Design Prepar
DB4914	DDA6B1 - CEPT - C&S - Design Preparation to SO Approval	277	24-Dec-16 A	10-Dec-17	24-Dec-16	26-Sep-17	0	-75					DDA6B1 - CEPT - C&S - Design Preparation
DB4930	DDA6B2 - SF - C&S - Design Preparation to SO Approval	216	26-Mar-17 A	04-Jan-18	26-Mar-17	24-Nov-17	0	-41					DDA6B2 - SF - C&S - Design
Electrical and Mechanical Design (AIP6B / DDA6C1C2DEF)		397	25-Jan-17 A	09-Feb-18	25-Jan-17	08-Feb-18	0	0					
DB1160	DDA6C1-2 - CEPT & SF - E&M (Super Structural Design) - Design Preparation to SO Approval	185	08-Aug-17 A	09-Feb-18	08-Aug-17	08-Feb-18	0	0					DDA6C1-
DB1188	DDA6C2-2 - CEPT & SF - E&M (Super Structural Design) - Design Preparation to SO Approval	192	28-Jun-17 A	29-Dec-17	28-Jun-17	29-Dec-17	0	0					DDA6C2-2 - CEPT & SF - E&M (S
DB4508	DDA6DEF - CEPT & System Control - E&M - Design Preparation to SO Approval	297	25-Jan-17 A	17-Dec-17	25-Jan-17	09-Nov-17	0	-38					DDA6DEF - CEPT & System Control - E
Inlet Work, Preliminary Treatment Works, IPS and SHB		452	26-Nov-16 A	08-Jan-18	26-Nov-16	03-Nov-17	0	-66					
Civil and Structural Design (AIP5A / DDA5AB1B2)		318	26-Nov-16 A	26-Dec-17	26-Nov-16	03-Nov-17	0	-53					
DB1223	DDA5A - PTW, IPS & SHB - C&S - Design Preparation to SO Approval	303	26-Nov-16 A	07-Dec-17	26-Nov-16	24-Sep-17	0	-74					DDA5A - PTW, IPS & SHB - C&S - Design Pre
DB4814	DDA5B1 - PTW & IPS - C&S - Design Preparation to SO Approval	284	17-Dec-16 A	10-Dec-17	17-Dec-16	26-Sep-17	0	-75					DDA5B1 - PTW & IPS - C&S - Design Prepa
DB4830	DDA5B2 - SHB - C&S - Design Preparation to SO Approval	246	06-Feb-17 A	26-Dec-17	06-Feb-17	03-Nov-17	0	-53					DDA5B2 - SHB - C&S - Design Pre
Electrical and Mechanical Design (AIP5B / DDA5C1C2DEF)		394	27-Nov-16 A	08-Jan-18	27-Nov-16	15-Oct-17	0	-85					
DB1264	DDA5C1-2 - PTW, IPS & SHB - E&M (Super Structural Design) - Design Preparation to SO Approval	198	01-Apr-17 A	08-Jan-18	01-Apr-17	15-Oct-17	0	-85					DDA5C1-2 - PTW, IPS & S
DB1296	DDA5C2-2 - PTW, IPS & SHB - E&M (Super Structural Design) - Design Preparation to SO Approval	229	01-Mar-17 A	31-Dec-17	01-Mar-17	15-Oct-17	0	-77					DDA5C2-2 - PTW, IPS & SHB -
DB4524	DDA5DEF - PTW, IPS & SHB - E&M - Design Preparation to SO Approval	302	27-Nov-16 A	25-Dec-17	27-Nov-16	24-Sep-17	0	-92					DDA5DEF - PTW, IPS & SHB - E&M

DATA DATE: 31-Oct-17		LAYOUT: SW Project Phase 1 Rev 7 (3M 31Oct17)						PAGE 4 OF 9					
Activity ID	Activity Name	Original Duration	Start	Finish	Rev 7 BL Start	Rev 7 BL Finish	Slippage Start Date	Slippage Finish Date	2017			2018	
									Oct	Nov	Dec	Jan	Feb
UV Disinfection Facilities													
Civil and Structural Design (AIP7A / DDA7AB)			475	22-Dec-16 A	09-May-18	22-Dec-16	09-May-18	0	0				
DB1325	DDA7AB - UV Facilities - C&S - Design Preparation to SO Approval	166	25-May-17 A	13-Jan-18	25-May-17	09-Nov-17	0	-65					
Electrical and Mechanical Design (AIP7B / DDA7C1C2DEF)			475	22-Dec-16 A	09-May-18	22-Dec-16	09-May-18	0	0				
DB1352	DDA7C1-1 - UV Facilities - E&M (Piling & Foundation Design) - Design Preparation to SO Approval	292	22-Dec-16 A	28-Dec-17	22-Dec-16	09-Oct-17	0	-79					
DB1368	DDA7C1-2 - UV Facilities - E&M (Super Structural Design) - Design Preparation to SO Approval	243	08-Sep-17 A	09-May-18	08-Sep-17	09-May-18	1	0					
DB1384	DDA7C2-1 - UV Facilities - E&M (Piling & Foundation Design) - Design Preparation to SO Approval	292	22-Dec-16 A	28-Dec-17	22-Dec-16	09-Oct-17	0	-79					
DB1399	DDA7C2-2 - UV Facilities - E&M (Super Structural Design) - Design Preparation to SO Approval	261	01-Jul-17 A	10-Mar-18	01-Jul-17	10-Mar-18	0	0					
DB4540	DDA7DEF - UV Facilities - E&M - Design Preparation to SO Approval	314	30-Mar-17 A	30-Jan-18	30-Mar-17	29-Jan-18	0	0					
Sludge Dewatering Building and Sludge Skip Storage Building													
Civil and Structural Design (AIP8A / DDA8AB1B2)			506	25-Sep-16 A	11-Jan-18	25-Sep-16	02-Nov-17	0	-69				
DB1433	DDA8A - SDB and SSSB - C&S - Design Preparation to SO Approval	278	24-Dec-16 A	04-Dec-17	24-Dec-16	27-Sep-17	0	-68					
DB4844	DDA8B1 - SDB - C&S - Design Preparation to SO Approval	253	04-Feb-17 A	07-Dec-17	04-Feb-17	14-Oct-17	0	-54					
DB4858	DDA8B2 - SSSB - C&S - Design Preparation to SO Approval	253	04-Feb-17 A	11-Jan-18	04-Feb-17	02-Nov-17	0	-69					
Electrical and Mechanical Design (AIP8B / DDA8C1C2DEF)			502	25-Sep-16 A	10-Jan-18	25-Sep-16	10-Oct-17	0	-92				
DB1460	DDA8C1-1 - SDB and SSSB - E&M (Piling & Foundation Design) - Design Preparation to SO Approval	357	25-Sep-16 A	17-Dec-17	25-Sep-16	16-Sep-17	0	-92					
DB1476	DDA8C1-2 - SDB and SSSB - E&M (Super Structural Design) - Design Preparation to SO Approval	165	29-Apr-17 A	10-Jan-18	29-Apr-17	10-Oct-17	0	-92					
DB1492	DDA8C2-1 - SDB and SSSB - E&M (Piling & Foundation Design) - Design Preparation to SO Approval	357	25-Sep-16 A	17-Dec-17	25-Sep-16	16-Sep-17	0	-92					
DB1508	DDA8C2-2 - SDB and SSSB - E&M (Super Structural Design) - Design Preparation to SO Approval	165	29-Apr-17 A	01-Jan-18	29-Apr-17	10-Oct-17	0	-83					
DB4556	DDA8DEF - SDB and SSSB - E&M - Design Preparation to SO Approval	302	27-Nov-16 A	25-Dec-17	27-Nov-16	24-Sep-17	0	-92					
LOT #2 - Building / Facilities Design : AB+WS, DO, CB+EB4, FH													
Chemical Building and EB 4			394	28-Sep-16 A	14-Dec-17	28-Sep-16	16-Oct-17	0	-59				
Civil and Structural Design for CB & EB4 (AIP12A / DDA12AB)			252	31-Jan-17 A	04-Dec-17	31-Jan-17	04-Oct-17	0	-61				
DB2123	DDA12AB - Chemical Building & EB4 - C&S - Design Preparation to SO Approval	252	31-Jan-17 A	04-Dec-17	31-Jan-17	04-Oct-17	0	-61					
Electrical and Mechanical Design for CB only (AIP12B / DDA12C1C2DEF)			384	28-Sep-16 A	14-Dec-17	28-Sep-16	16-Oct-17	0	-59				
DB2148	DDA12C1C2 - Chemical Building - E&M - Design Preparation to SO Approval	336	28-Sep-16 A	03-Dec-17	28-Sep-16	22-Sep-17	0	-72					
DB4602	DDA12DEF - Chemical Building - E&M - Design Preparation to SO Approval	254	05-Feb-17 A	14-Dec-17	05-Feb-17	16-Oct-17	0	-59					
Administration Building & Maintenance Workshop													
Civil and Structural Design (AIP10A / DDA10AB)			506	01-Sep-16 A	28-Dec-17	01-Sep-16	09-Nov-17	0	-49				
DB2234	DDA10AB - Admin Bldg. & Workshop - C&S - Design Preparation to SO Approval	266	22-Jan-17 A	21-Dec-17	22-Jan-17	09-Nov-17	0	-42					
Electrical and Mechanical Design (AIP10B / DDA10C1C2DEF)			404	01-Sep-16 A	28-Dec-17	01-Sep-16	09-Oct-17	0	-80				
DB2273	AIP10B - Admin Bldg. & Workshop - E&M - Design Preparation to SO Approval	364	01-Sep-16 A	13-Nov-17	01-Sep-16	30-Aug-17	0	-75					
DB2286	DDA10C1C2 - Admin Bldg. & Workshop - E&M - Design Preparation to SO Approval	357	03-Oct-16 A	25-Dec-17	03-Oct-16	24-Sep-17	0	-92					
DB4618	DDA10DEF - Admin Bldg. & Workshop - E&M - Design Preparation to SO Approval	252	31-Jan-17 A	28-Dec-17	31-Jan-17	09-Oct-17	0	-80					
Deodorization Facilities No.1 and No.2													
Civil and Structural Design (AIP9A / DDA9AB)			328	15-Dec-16 A	28-Dec-17	15-Dec-16	07-Nov-17	0	-51				
DB2323	DDA9AB - DO #1 & #2 - C&S - Design Preparation to SO Approval	249	26-Jan-17 A	27-Dec-17	26-Jan-17	28-Sep-17	0	-90					
Electrical and Mechanical Design (AIP9B / DDA9C1C2DEF)			328	15-Dec-16 A	28-Dec-17	15-Dec-16	07-Nov-17	0	-51				
DB2348	DDA9C1C2 - DO #1 & #2 - E&M - Design Preparation to SO Approval	273	15-Dec-16 A	14-Dec-17	15-Dec-16	13-Sep-17	0	-92					
DB4634	DDA9DEF - DO #1 & #2 - E&M - Design Preparation to SO Approval	286	26-Jan-17 A	28-Dec-17	26-Jan-17	07-Nov-17	0	-51					
Street Fire Hydrant Pump Room & GENSET Room													
Civil and Structural Design (AIP17A / DDA17AB)			376	07-Dec-16 A	18-Jan-18	07-Dec-16	09-Dec-17	0	-39				
DB2423	DDA17AB - FH Pump Room & GENSET Room - C&S - Design Preparation to SO Approval	239	23-Mar-17 A	04-Jan-18	23-Mar-17	09-Nov-17	0	-56					
Electrical and Mechanical Design (AIP17B / DDA17C1C2DEF)			376	07-Dec-16 A	18-Jan-18	07-Dec-16	09-Dec-17	0	-39				
DB2448	DDA17C1C2 - FH Pump Room & GENSET Room - E&M - Design Preparation to SO Approval	292	07-Dec-16 A	13-Dec-17	07-Dec-16	24-Sep-17	0	-79					
DB4648	DDA17DE - FH Pump Room & GENSET Room - E&M - Design Preparation to SO Approval	270	23-Mar-17 A	18-Jan-18	23-Mar-17	09-Dec-17	0	-39					
LOT #3 - Building / Facilities Design : EB1, EB2, EB3, EB4, RW, DG+ICW, Inlet/Outlet Connectic													
			492	16-Sep-16 A	16-Jan-18	16-Sep-16	08-Dec-17	0	-39				

DATA DATE: 31-Oct-17		LAYOUT: SW Project Phase 1 Rev 7 (3M 31Oct17)						PAGE 5 OF 9					
Activity ID	Activity Name	Original Duration	Start	Finish	Rev 7 BL Start	Rev 7 BL Finish	Slippage Start Date	Slippage Finish Date	2017			2018	
									Oct	Nov	Dec	Jan	Feb
Electrical Building No.1, No.2, No.3, No.4													
	Civil and Structural Design for EB123 (AIP13A / DDA13AB)	423	16-Sep-16 A	08-Jan-18	16-Sep-16	02-Nov-17	0	-67					
DB3123	DDA13AB - EB1, EB2 and EB3 - C&S - Design Preparation to SO Approval	172	08-Apr-17 A	28-Dec-17	08-Apr-17	02-Nov-17	0	-55				DDA13AB - EB1, EB2 and EB3 - C	
	Electrical and Mechanical Design for EB1234 (AIP13B / DDA13C1C2DE)	392	16-Sep-16 A	08-Jan-18	16-Sep-16	17-Oct-17	0	-83					
DB3148	DDA13C1C2 - EB1, EB2, EB3 & EB4 - E&M - Design Preparation to SO Approval	366	16-Sep-16 A	17-Dec-17	16-Sep-16	16-Sep-17	0	-92				DDA13C1C2 - EB1, EB2, EB3 & EB4 - E	
DB4664	DDA13DE - EB1, EB2, EB3 & EB4 - E&M - Design Preparation to SO Approval	237	23-Feb-17 A	08-Jan-18	23-Feb-17	17-Oct-17	0	-83				DDA13DE - EB1, EB2, EB3	
Re-use Water Building													
	Civil and Structural Design (AIP14A / DDA14AB)	400	03-Dec-16 A	01-Jan-18	03-Dec-16	18-Nov-17	0	-44					
DB3223	DDA14AB - Re-use water Building - C&S - Design Preparation to SO Approval	196	13-Apr-17 A	01-Jan-18	13-Apr-17	03-Nov-17	0	-59				DDA14AB - Re-use water Build	
	Electrical and Mechanical Design (AIP14B / DDA14C1C2DEF)	358	03-Dec-16 A	31-Dec-17	03-Dec-16	18-Nov-17	0	-43					
DB3248	DDA14C1C2 - Re-use water Building - E&M - Design Preparation to SO Approval	299	03-Dec-16 A	03-Dec-17	03-Dec-16	27-Sep-17	0	-67				DDA14C1C2 - Re-use water Building - E&M - D	
DB4680	DDA14DEF - Re-use water Building - E&M - Design Preparation to SO Approval	227	13-Apr-17 A	31-Dec-17	13-Apr-17	18-Nov-17	0	-43				DDA14DEF - Re-use water Build	
ICW and DG Store & Chemical Waste Storage Building													
	Civil and Structural Design (AIP16A / DDA16AB)	367	30-Nov-16 A	14-Jan-18	30-Nov-16	08-Dec-17	0	-37					
DB3323	DDA16AB - ICW, DG & Chemical Stores - C&S - Design Preparation to SO Approval	206	11-Mar-17 A	14-Jan-18	11-Mar-17	16-Oct-17	0	-90				DDA16AB - ICW, DG &	
	Electrical and Mechanical Design (AIP16B / DDA16C1C2DE)	359	30-Nov-16 A	11-Jan-18	30-Nov-16	08-Dec-17	0	-34					
DB3348	DDA16C1C2 - ICW, DG & Chemical Stores - E&M - Design Preparation to SO Approval	299	30-Nov-16 A	14-Dec-17	30-Nov-16	24-Sep-17	0	-81				DDA16C1C2 - ICW, DG & Chemical Store	
DB4694	DDA16DE - ICW, DG & Chemical Stores - E&M - Design Preparation to SO Approval	212	24-May-17 A	11-Jan-18	24-May-17	08-Dec-17	0	-34				DDA16DE - ICW, DG & C	
Inlet & Outlet Pipe Connections and Diversion Pipeworks													
	Civil and Structural Design (AIP11 / DDA11)	270	31-Dec-16 A	16-Jan-18	31-Dec-16	19-Nov-17	0	-58					
DB3438	DDA11B - C&S Detailed Design Report for Inlet Connections Pipework - Design Preparation to SO Approval	188	08-Apr-17 A	16-Jan-18	08-Apr-17	19-Nov-17	0	-58				DDA11B - C&S Detailed	
DB3452	DDA11C - C&S Detailed Design Report for Emergency Bypass - Design Preparation to SO Approval	270	31-Dec-16 A	18-Dec-17	31-Dec-16	26-Sep-17	0	-83				DDA11C - C&S Detailed Design Report	
LOT #4 - Building / Facilities Design : GH, PF													
	Payment Flowmeter Chamber	524	25-Nov-16 A	25-Jan-18	25-Nov-16	25-Dec-17	0	-31					
	Civil and Structural Design (AIP15A / DDA15AB)	413	25-Nov-16 A	25-Jan-18	25-Nov-16	25-Dec-17	0	-31					
DB4323	DDA15AB - Payment Flowmeter - C&S - Design Preparation to SO Approval	180	13-Apr-17 A	14-Jan-18	13-Apr-17	03-Nov-17	0	-72				DDA15AB - Payment Fl	
	Electrical and Mechanical Design (AIP15B / DDA15C1C2DEF)	180	13-Apr-17 A	14-Jan-18	13-Apr-17	03-Nov-17	0	-72					
DB4348	DDA15C1C2 - Payment Flowmeter - E&M - Design Preparation to SO Approval	367	25-Nov-16 A	25-Jan-18	25-Nov-16	25-Dec-17	0	-31				DDA15C1C2 - Payment Flowmeter - E&M -	
DB4740	DDA15DEF - Payment Flowmeter - E&M - Design Preparation to SO Approval	307	25-Nov-16 A	13-Dec-17	25-Nov-16	27-Sep-17	0	-77				DDA15DEF - Pay	
	Gatehouse	216	31-May-17 A	25-Jan-18	31-May-17	25-Dec-17	0	-31					
	Civil and Structural Design (AIP18A / DDA18AB)	488	24-Apr-17 A	09-Jan-18	24-Apr-17	09-Dec-17	0	-31					
DB4424	DDA18AB - Gatehouse - C&S - Design Preparation to SO Approval	167	18-Jul-17 A	09-Jan-18	18-Jul-17	29-Nov-17	0	-41				DDA18AB - Gatehouse - C	
	Electrical and Mechanical Design (AIP18B / DDA18C)	167	18-Jul-17 A	09-Jan-18	18-Jul-17	29-Nov-17	0	-41					
DB4754	DDA18C - Gatehouse - E&M - Design Preparation to SO Approval	237	24-Apr-17 A	28-Dec-17	24-Apr-17	09-Dec-17	0	-19				DDA18C - Gatehouse - E&M - De	
Civil & Structural Works													
	LOT #1 - Bldg / Facilities Const. (Arch1 & Struct1) : CEPT+SF, PTW+PS+SHB, UV, SDB+SSSB	367	01-Jun-17 A	17-Jun-18	01-Jun-17	30-Apr-18	0	-47					
	Chemically Enhanced Primary Treatment (CEPT)	146	25-Sep-17 A	22-Feb-18	23-Aug-17	15-Feb-18	-33	-7					
CS1508	Sheet Piling (ELS)	100	20-Oct-17 A	07-Feb-18	21-Oct-17	07-Feb-18	1	0					
CS1510	Substructure (ELS & Bulk excavation)	60	20-Oct-17 A	19-Dec-17	21-Oct-17	19-Dec-17	1	0					
	Inlet Work, Preliminary Treatment Works and Inlet Pumping Station (PTW & IPS)	100	31-Oct-17	07-Feb-18	31-Oct-17	07-Feb-18	0	0					
CS1208	Sheet Piling (ELS)	115	28-Oct-17 A	22-Feb-18	11-Sep-17	18-Jan-18	-47	-35					
CS1210	Substructure (ELS & Bulk excavation)	45	28-Oct-17 A	10-Dec-17	11-Sep-17	25-Oct-17	-47	-46					
CS1220	Substructure (rc structure)	60	31-Oct-17	29-Dec-17	28-Sep-17	26-Nov-17	-33	-33					
	Solid Handling Building (SHB)	74	10-Dec-17	22-Feb-18	06-Nov-17	18-Jan-18	-35	-35					
CS1300	Substructure (rc structure)	30	26-Dec-17	25-Jan-18	20-Dec-17	18-Jan-18	-7	-7					
	UV Disinfection Facility (UV)	30	26-Dec-17	25-Jan-18	20-Dec-17	18-Jan-18	-7	-7					
		60	08-Dec-17	06-Feb-18	26-Oct-17	24-Dec-17	-43	-43					

DATA DATE: 31-Oct-17		LAYOUT: SW Project Phase 1 Rev 7 (3M 31Oct17)						PAGE 6 OF 9					
Activity ID	Activity Name	Original Duration	Start	Finish	Rev 7 BL Start	Rev 7 BL Finish	Slippage Start Date	Slippage Finish Date	2017			2018	
									Oct	Nov	Dec	Jan	Feb
CS1900	Piling Foundation (Prebored H-pile) 33	60	08-Dec-17	06-Feb-18	26-Oct-17	24-Dec-17	-43	-43					Piling Found
Sludge Dewatering Building (SDB)		144	25-Sep-17 A	20-Feb-18	23-Aug-17	15-Feb-18	-33	-5					
CS1800	Piling Foundation (Prebored H-pile) 58 (E3)	80	25-Sep-17 A	15-Nov-17	23-Aug-17	10-Nov-17	-33	-5					Piling Found
CS1815	Pile Loading Test	30	16-Nov-17	15-Dec-17	11-Nov-17	10-Dec-17	-5	-5					Pile Loading Test
CS1817	Post-Drilling	30	16-Nov-17	15-Dec-17	11-Nov-17	10-Dec-17	-5	-5					Post-Drilling
CS1820	Substructure (ELS & Bulk excavation)	67	16-Dec-17	20-Feb-18	11-Dec-17	15-Feb-18	-5	-5					Substructure
LOT #2 - Bldg / Facilities Const. (Arch'l & Struct'l) : AB+WS, DO, CB, FH		68	17-Oct-17 A	05-Feb-18	30-Sep-17	18-Jan-18	-17	-18					
Administration Building & Maintenance Workshop (AB & WS)		60	17-Oct-17 A	16-Jan-18	30-Sep-17	28-Dec-17	-17	-19					
CS1100	Piling Foundation (Driven H-pile) 52	60	17-Oct-17 A	17-Dec-17	30-Sep-17	28-Nov-17	-17	-19					Piling Found
CS1105	Pile Loading Test	30	17-Dec-17	16-Jan-18	29-Nov-17	28-Dec-17	-19	-19					Pile Loading Test
CS1107	Post-Drilling	30	17-Dec-17	16-Jan-18	29-Nov-17	28-Dec-17	-19	-19					Post-Drilling
Deodorization Facilities No. 1 (DO 1)		40	27-Dec-17	05-Feb-18	10-Dec-17	18-Jan-18	-18	-18					
CS1610	Substructure (no structure)	40	27-Dec-17	05-Feb-18	10-Dec-17	18-Jan-18	-18	-18					Substructure
Chemical Building (CB)		61	05-Dec-17	03-Feb-18	15-Nov-17	14-Jan-18	-20	-20					
CS2310	Substructure (no structure)	61	05-Dec-17	03-Feb-18	15-Nov-17	14-Jan-18	-20	-20					Substructure
LOT #3 - Bldg / Facilities Const. (Arch'l & Struct'l) : EB, RW, DG, ICW, JC		171	21-Aug-17 A	21-Feb-18	25-Aug-17	04-Jan-18	4	-47					
Electrical Building No.2 (EB2)		55	28-Dec-17	21-Feb-18	03-Nov-17	27-Dec-17	-55	-55					
CS2510	Substructure (no structure)	55	28-Dec-17	21-Feb-18	03-Nov-17	27-Dec-17	-55	-55					Substructure
Electrical Building No.4 (EB4)		30	05-Dec-17	03-Jan-18	05-Dec-17	03-Jan-18	0	0					
CS2710	Substructure (no structure)	30	05-Dec-17	03-Jan-18	05-Dec-17	03-Jan-18	0	0					Substructure
Re-use Water Building (RW)		62	20-Dec-17	20-Feb-18	04-Nov-17	04-Jan-18	-47	-47					
CS2010	Substructure (no structure)	62	20-Dec-17	20-Feb-18	04-Nov-17	04-Jan-18	-47	-47					Substructure
Existing Junction Chamber (JC)		147	21-Aug-17 A	27-Jan-18	25-Aug-17	01-Jan-18	4	-26					
CS2190	Substructure (ELS & Bulk excavation)	50	21-Aug-17 A	09-Nov-17	25-Aug-17	13-Oct-17	4	-27					Substructure
CS2200	Substructure (no structure)	50	09-Nov-17	28-Dec-17	14-Oct-17	02-Dec-17	-26	-26					Substructure
CS2202	Removal of ELS	40	19-Nov-17	28-Dec-17	24-Oct-17	02-Dec-17	-26	-26					Removal of ELS
CS2205	Backfilling	30	29-Dec-17	27-Jan-18	03-Dec-17	01-Jan-18	-26	-26					Backfilling
LOT #4 - Bldg / Facilities Const. (Arch'l & Struct'l) : GH, PF		90	15-Dec-17	15-Mar-18	27-Nov-17	24-Feb-18	-19	-19					
Payment Flowmeter Chamber (PF)		90	15-Dec-17	15-Mar-18	27-Nov-17	24-Feb-18	-19	-19					
CS2100	Substructure (no structure)	90	15-Dec-17	15-Mar-18	27-Nov-17	24-Feb-18	-19	-19					
External Works & Miscellaneous		367	01-Jun-17 A	17-Jun-18	01-Jun-17	30-Apr-18	0	-47					
CS3201	Slope works and Retaining Wall (Eastern Portion)	197	02-Dec-17	17-Jun-18	16-Oct-17	30-Apr-18	-47	-47					
CS3220	Drainage Outlet connection (Effluent Connection to the Existing Junction Chamber)	75	13-Sep-17 A	27-Nov-17	13-Sep-17	27-Nov-17	1	0					Drainage Outlet connection
CS3284	Diversion of Existing Watermain by WSD	89	01-Dec-17	28-Feb-18	01-Dec-17	28-Feb-18	0	0					
CS3286	Civil Works by ADC JV for WSD's Diversion of Existing Watermain	106	01-Jun-17 A	10-Nov-17	01-Jun-17	14-Sep-17	0	-57					Civil Works by ADC JV for WSD's Diversion of Existing Watermain
E&M Works		682	27-Nov-16 A	18-Dec-18	27-Nov-16	17-Dec-18	0	0					
Procurement		682	27-Nov-16 A	18-Dec-18	27-Nov-16	17-Dec-18	0	0					
Chemically Enhanced Primary Treatment (CEPT)		501	25-Jan-17 A	12-Sep-18	25-Jan-17	12-Sep-18	0	0					
EM3110	CMS Preparation, Submission & Approval (Major Equipment)	289	25-Jan-17 A	09-Nov-17	25-Jan-17	09-Nov-17	0	0					CMS Preparation, Submission & Approval (Major Equipment)
EM3112	Manufacturing & Logistic (Major Equipment)	307	10-Nov-17	12-Sep-18	10-Nov-17	12-Sep-18	0	0					
EM3114	CMS Preparation, Submission & Approval (Penstock, Pipe & Valve)	219	10-Nov-17	16-Jun-18	10-Nov-17	16-Jun-18	0	0					
EM3118	CMS Preparation, Submission & Approval (Electrical)	219	10-Nov-17	16-Jun-18	10-Nov-17	16-Jun-18	0	0					
EM3122	CMS Preparation, Submission & Approval (Building Services)	278	10-Nov-17	14-Aug-18	10-Nov-17	14-Aug-18	0	0					
System Control Flowmeter Chamber (SF)		506	25-Jan-17 A	17-Sep-18	25-Jan-17	17-Sep-18	0	0					
EM3132	CMS Preparation, Submission & Approval (Major Equipment)	289	25-Jan-17 A	09-Nov-17	25-Jan-17	09-Nov-17	0	0					CMS Preparation, Submission & Approval (Major Equipment)




DATA DATE: 31-Oct-17		LAYOUT: SW Project Phase 1 Rev 7 (3M 31Oct17)						PAGE 7 OF 9					
Activity ID	Activity Name	Original Duration	Start	Finish	Rev 7 BL Start	Rev 7 BL Finish	Slippage Start Date	Slippage Finish Date	2017		2018		
									Oct	Nov	Dec	Jan	Feb
EM3134	Manufacturing & Logistic (Major Equipment)	210	10-Nov-17	07-Jun-18	10-Nov-17	07-Jun-18	0	0					
EM3136	CMS Preparation, Submission & Approval (Penstock, Pipe & Valve)	187	10-Nov-17	15-May-18	10-Nov-17	15-May-18	0	0					
EM3140	CMS Preparation, Submission & Approval (Electrical)	288	10-Nov-17	24-Aug-18	10-Nov-17	24-Aug-18	0	0					
EM3144	CMS Preparation, Submission & Approval (Building Services)	312	10-Nov-17	17-Sep-18	10-Nov-17	17-Sep-18	0	0					
Inlet Work, Preliminary Treatment Units and Inlet Pumping Station (PTW & IPS)		435	04-Jan-17 A	08-Sep-18	04-Jan-17	07-Sep-18	0	0					
EM3135	CMS Preparation, Submission & Approval (Major Equipment)	270	04-Jan-17 A	31-Oct-17	04-Jan-17	30-Sep-17	0	-31					
EM3137	Manufacturing & Logistic (Major Equipment)	280	01-Nov-17	07-Aug-18	01-Oct-17	07-Jul-18	-31	-31					
EM3141	Witness FAT - Main Sewage Pumps	28	30-Dec-17	26-Jan-18	30-Dec-17	26-Jan-18	0	0					Witness FAT - M
EM3635	CMS Preparation, Submission & Approval (Penstock, Pipe & Valve)	225	01-Oct-17 A	14-May-18	01-Oct-17	13-May-18	0	0					
EM3655	CMS Preparation, Submission & Approval (Electrical)	288	01-Oct-17 A	15-Jul-18	01-Oct-17	15-Jul-18	0	0					
EM3675	CMS Preparation, Submission & Approval (Building Services)	342	01-Oct-17 A	08-Sep-18	01-Oct-17	07-Sep-18	0	0					
Solid Handling Building (SHB)		230	12-Apr-17 A	19-May-18	12-Apr-17	18-May-18	0	0					
EM3145	CMS Preparation, Submission & Approval (Major Equipment)	172	12-Apr-17 A	31-Oct-17	12-Apr-17	30-Sep-17	0	-31					
EM3150	Manufacturing & Logistic (Major Equipment)	173	31-Oct-17	22-Apr-18	01-Oct-17	22-Mar-18	-31	-31					
EM3695	CMS Preparation, Submission & Approval (Penstock, Pipe & Valve)	227	01-Oct-17 A	15-May-18	01-Oct-17	15-May-18	0	0					
EM3715	CMS Preparation, Submission & Approval (Electrical)	178	01-Oct-17 A	28-Mar-18	01-Oct-17	27-Mar-18	0	0					
EM3735	CMS Preparation, Submission & Approval (Building Services)	230	01-Oct-17 A	19-May-18	01-Oct-17	18-May-18	0	0					
UV Disinfection Facility (UV)		518	30-Mar-17 A	30-Sep-18	30-Mar-17	29-Sep-18	0	0					
EM3185	CMS Preparation, Submission & Approval (Major Equipment)	318	30-Mar-17 A	10-Feb-18	30-Mar-17	10-Feb-18	0	0					CMS Pr
EM3755	CMS Preparation, Submission & Approval (Penstock, Pipe & Valve)	250	21-Nov-17	29-Jul-18	21-Nov-17	28-Jul-18	0	0					
EM3775	CMS Preparation, Submission & Approval (Electrical)	265	21-Nov-17	13-Aug-18	21-Nov-17	12-Aug-18	0	0					
EM3795	CMS Preparation, Submission & Approval (Building Services)	313	21-Nov-17	30-Sep-18	21-Nov-17	29-Sep-18	0	0					
Sludge Dewatering Building (SDB)		491	27-Nov-16 A	11-Nov-18	27-Nov-16	10-Nov-18	0	0					
EM3175	CMS Preparation, Submission & Approval (Major Equipment)	334	27-Nov-16 A	09-Nov-17	27-Nov-16	26-Oct-17	0	-14					
EM3180	Manufacturing & Logistic (Major Equipment)	322	09-Nov-17	27-Sep-18	27-Oct-17	13-Sep-18	-14	-14					
EM3815	CMS Preparation, Submission & Approval (Penstock, Pipe & Valve)	345	27-Oct-17 A	06-Oct-18	27-Oct-17	06-Oct-18	0	0					
EM3835	CMS Preparation, Submission & Approval (Electrical)	270	27-Oct-17 A	24-Jul-18	27-Oct-17	23-Jul-18	0	0					
EM3855	CMS Preparation, Submission & Approval (Building Services)	380	27-Oct-17 A	11-Nov-18	27-Oct-17	10-Nov-18	0	0					
Sludge Skip Storage Building (SSSB)		270	08-Dec-16 A	11-Apr-18	08-Dec-16	11-Apr-18	0	0					
EM3265	CMS Preparation, Submission & Approval (Major Equipment)	270	08-Dec-16 A	03-Nov-17	08-Dec-16	03-Sep-17	0	-61					
EM3270	Manufacturing & Logistic (Major Equipment)	159	03-Nov-17	11-Apr-18	25-Sep-17	02-Mar-18	-40	-40					
EM3875	CMS Preparation, Submission & Approval (Electrical)	220	04-Sep-17 A	11-Apr-18	04-Sep-17	11-Apr-18	0	0					
EM3895	CMS Preparation, Submission & Approval (Building Services)	100	04-Sep-17 A	12-Dec-17	04-Sep-17	12-Dec-17	0	0					
EM3905	Manufacturing & Logistic (Building Services)	120	13-Dec-17	11-Apr-18	13-Dec-17	11-Apr-18	0	0					
Administration Building & Maintenance Workshop (AB & WS)		439	31-Jan-17 A	12-Jul-18	31-Jan-17	28-Jun-18	0	-14					
EM3125	CMS Preparation, Submission & Approval (Major Equipment)	264	31-Jan-17 A	04-Nov-17	31-Jan-17	21-Oct-17	0	-14					
EM3130	Manufacturing & Logistic (Major Equipment)	250	04-Nov-17	12-Jul-18	22-Oct-17	28-Jun-18	-14	-14					
EM3915	CMS Preparation, Submission & Approval (Penstock, Pipe & Valve)	176	30-Aug-17 A	22-Feb-18	30-Aug-17	22-Feb-18	1	0					
EM3935	CMS Preparation, Submission & Approval (Electrical)	204	30-Aug-17 A	23-Mar-18	30-Aug-17	22-Mar-18	1	0					
EM3955	CMS Preparation, Submission & Approval (Building Services)	182	30-Aug-17 A	28-Feb-18	30-Aug-17	28-Feb-18	1	0					
Deodorization Facilities No. 1 & 2 (DO 1 & DO 2)		535	10-Jan-17 A	08-Dec-18	10-Jan-17	07-Dec-18	0	0					
EM3165	CMS Preparation, Submission & Approval (Major Equipment)	342	10-Jan-17 A	18-Dec-17	10-Jan-17	17-Dec-17	0	0					
EM3170	Manufacturing & Logistic (Major Equipment)	120	18-Dec-17	17-Apr-18	18-Dec-17	16-Apr-18	0	0					
EM3172	CMS Preparation, Submission & Approval (Penstock, Pipe & Valve)	249	30-Aug-17 A	05-May-18	30-Aug-17	05-May-18	0	0					
EM3975	CMS Preparation, Submission & Approval (Electrical)	327	30-Aug-17 A	22-Jul-18	30-Aug-17	22-Jul-18	0	0					
EM3995	CMS Preparation, Submission & Approval (Building Services)	465	30-Aug-17 A	08-Dec-18	30-Aug-17	07-Dec-18	0	0					
Chemical Building (CB)		541	05-Feb-17 A	23-Oct-18	05-Feb-17	22-Oct-18	0	0					

DATA DATE: 31-Oct-17		LAYOUT: SW Project Phase 1 Rev 7 (3M 31Oct17)						PAGE 8 OF 9					
Activity ID	Activity Name	Original Duration	Start	Finish	Rev 7 BL Start	Rev 7 BL Finish	Slippage Start Date	Slippage Finish Date	2017			2018	
									Oct	Nov	Dec	Jan	Feb
EM3225	CMS Preparation, Submission & Approval (Major Equipment)	276	05-Feb-17 A	08-Nov-17	05-Feb-17	07-Nov-17	0	0					
EM3230	Manufacturing & Logistic (Major Equipment)	168	08-Nov-17	25-Apr-18	08-Nov-17	24-Apr-18	0	0					
EM4015	CMS Preparation, Submission & Approval (Penstock, Pipe & Valve)	349	08-Nov-17	23-Oct-18	08-Nov-17	22-Oct-18	0	0					
EM4035	CMS Preparation, Submission & Approval (Electrical)	227	08-Nov-17	23-Jun-18	08-Nov-17	22-Jun-18	0	0					
EM4055	CMS Preparation, Submission & Approval (Building Services)	295	08-Nov-17	30-Aug-18	08-Nov-17	29-Aug-18	0	0					
Street Fire Hydrant Pump Room & GENSET Room (FH)		456	23-Mar-17 A	07-Dec-18	23-Mar-17	06-Dec-18	0	0					
EM3275	CMS Preparation, Submission & Approval (Major Equipment)	455	23-Mar-17 A	21-Jun-18	23-Mar-17	20-Jun-18	0	0					
EM4075	CMS Preparation, Submission & Approval (Penstock, Pipe & Valve)	432	01-Oct-17 A	07-Dec-18	01-Oct-17	06-Dec-18	0	0					
EM4095	CMS Preparation, Submission & Approval (Electrical)	325	01-Oct-17 A	22-Aug-18	01-Oct-17	21-Aug-18	0	0					
EM4115	CMS Preparation, Submission & Approval (Building Services)	378	01-Oct-17 A	13-Oct-18	01-Oct-17	13-Oct-18	0	0					
Electrical Buildings (EB1, EB2, EB3 & EB4)		380	23-Feb-17 A	08-Aug-18	23-Feb-17	09-Jul-18	0	-30					
EM3235	CMS Preparation, Submission & Approval (Major Equipment)	200	23-Feb-17 A	10-Nov-17	23-Feb-17	10-Sep-17	0	-61					
EM3240	Manufacturing & Logistic (Major Equipment)	271	11-Nov-17	08-Aug-18	11-Sep-17	08-Jun-18	-61	-61					
EM3300	CMS Preparation, Submission & Approval (Electrical)	182	11-Sep-17 A	12-Mar-18	11-Sep-17	11-Mar-18	0	0					
EM3310	CMS Preparation, Submission & Approval (Control & Instrument)	302	11-Sep-17 A	09-Jul-18	11-Sep-17	09-Jul-18	0	0					
EM3320	CMS Preparation, Submission & Approval (Building Services)	95	09-Aug-17 A	12-Nov-17	09-Aug-17	12-Nov-17	1	0					
EM3325	Manufacturing & Logistic (Building Services)	112	12-Nov-17	04-Mar-18	12-Nov-17	04-Mar-18	0	0					
Re-use Water Building (RW)		415	13-Apr-17 A	19-Jun-18	13-Apr-17	18-Jun-18	0	0					
EM3195	CMS Preparation, Submission & Approval (Major Equipment)	220	13-Apr-17 A	19-Nov-17	13-Apr-17	18-Nov-17	0	0					
EM3200	Manufacturing & Logistic (Major Equipment)	140	19-Nov-17	08-Apr-18	19-Nov-17	07-Apr-18	0	0					
EM4135	CMS Preparation, Submission & Approval (Penstock, Pipe & Valve)	199	19-Nov-17	06-Jun-18	19-Nov-17	05-Jun-18	0	0					
EM4155	CMS Preparation, Submission & Approval (Electrical)	136	19-Nov-17	04-Apr-18	19-Nov-17	03-Apr-18	0	0					
EM4175	CMS Preparation, Submission & Approval (Building Services)	212	19-Nov-17	19-Jun-18	19-Nov-17	18-Jun-18	0	0					
DG Store & Chemical Waste Storage Building (DG) and Irrigation & Cleansing Water Pump Roc		497	24-May-17 A	08-Sep-18	24-May-17	08-Sep-18	0	0					
EM3255	CMS Preparation, Submission & Approval (Major Equipment)	200	24-May-17 A	09-Dec-17	24-May-17	09-Dec-17	0	0					
EM3260	Manufacturing & Logistic (Major Equipment)	98	10-Dec-17	17-Mar-18	10-Dec-17	17-Mar-18	0	0					
EM4195	CMS Preparation, Submission & Approval (Penstock, Pipe & Valve)	273	10-Dec-17	08-Sep-18	10-Dec-17	08-Sep-18	0	0					
EM4215	CMS Preparation, Submission & Approval (Electrical)	146	30-Sep-17 A	23-Feb-18	30-Sep-17	22-Feb-18	0	0					
EM4235	CMS Preparation, Submission & Approval (Building Services)	237	30-Sep-17 A	24-May-18	30-Sep-17	24-May-18	0	0					
Existing Junction Chamber (JC)		261	07-Jan-17 A	14-Feb-18	07-Jan-17	31-Dec-17	0	-44					
EM3215	CMS Preparation, Submission & Approval	261	07-Jan-17 A	08-Nov-17	07-Jan-17	24-Sep-17	0	-44					
EM3220	Manufacturing & Logistic	98	08-Nov-17	14-Feb-18	25-Sep-17	31-Dec-17	-44	-44					
Gatehouse (GH)		450	24-Apr-17 A	18-Jul-18	24-Apr-17	17-Jul-18	0	0					
EM3285	CMS Preparation, Submission & Approval (Building Services)	450	24-Apr-17 A	18-Jul-18	24-Apr-17	17-Jul-18	0	0					
Payment Flowmeter Chamber (PF)		597	25-Jan-17 A	18-Dec-18	25-Jan-17	17-Dec-18	0	0					
EM3205	CMS Preparation, Submission & Approval (Major Equipment)	299	25-Jan-17 A	20-Nov-17	25-Jan-17	19-Nov-17	0	0					
EM3210	Manufacturing & Logistic (Major Equipment)	203	20-Nov-17	11-Jun-18	20-Nov-17	10-Jun-18	0	0					
EM4255	CMS Preparation, Submission & Approval (Penstock, Pipe & Valve)	157	01-Sep-17 A	04-Feb-18	01-Sep-17	04-Feb-18	0	0					
EM4275	CMS Preparation, Submission & Approval (Electrical)	333	20-Nov-17	19-Oct-18	20-Nov-17	18-Oct-18	0	0					
EM4295	CMS Preparation, Submission & Approval (Building Services)	393	20-Nov-17	18-Dec-18	20-Nov-17	17-Dec-18	0	0					
SCADA and CMMS Systems		209	01-Jul-17 A	26-Jan-18	01-Jul-17	25-Jan-18	0	0					
EM3330	CMS Preparation, Submission & Approval	209	01-Jul-17 A	26-Jan-18	01-Jul-17	25-Jan-18	0	0					
Cast - In Items		416	01-Feb-17 A	24-Mar-18	01-Feb-17	13-Apr-18	0	21					
EM3520	CMS Preparation, Submission & Approval	416	01-Feb-17 A	24-Mar-18	01-Feb-17	23-Mar-18	0	0					
EM3525	Delivery of Cast-in Items for CEPT and SF	72	30-Sep-17 A	13-Dec-17	01-Feb-18	13-Apr-18	124	122					
EM3530	Delivery of Cast-in Items for PTW and IPS	45	30-Sep-17 A	14-Nov-17	20-Nov-17	03-Jan-18	51	50					
EM3535	Delivery of Cast-in Items for SHB	36	19-Dec-17	24-Jan-18	13-Dec-17	17-Jan-18	-7	-7					

DATA DATE: 31-Oct-17		LAYOUT: SW Project Phase 1 Rev 7 (3M 31Oct17)							PAGE 9 OF 9				
Activity ID	Activity Name	Original Duration	Start	Finish	Rev 7 BL Start	Rev 7 BL Finish	Slippage Start Date	Slippage Finish Date	2017			2018	
									Oct	Nov	Dec	Jan	Feb
EM3550	Delivery of Cast-in Items for SSSB	36	27-Oct-17 A	01-Dec-17	27-Oct-17	01-Dec-17	0	0					
EM3560	Delivery of Cast-in Items for DO No. 1	46	20-Dec-17	04-Feb-18	03-Dec-17	17-Jan-18	-18	-18					
EM3570	Delivery of Cast-in Items for CB	67	28-Nov-17	02-Feb-18	08-Nov-17	13-Jan-18	-20	-20					
EM3590	Delivery of Cast-in Items for EB2	62	27-Oct-17 A	27-Dec-17	27-Oct-17	27-Dec-17	0	0					
EM3600	Delivery of Cast-in Items for EB4	36	28-Nov-17	02-Jan-18	28-Nov-17	02-Jan-18	0	0					
EM3605	Delivery of Cast-in Items for RW	67	28-Oct-17 A	02-Jan-18	28-Oct-17	02-Jan-18	0	0					
EM3615	Delivery of Cast-in Items for JC	55	07-Oct-17 A	30-Nov-17	07-Oct-17	30-Nov-17	0	0					
EM3625	Delivery of Cast-in Items for PF	96	08-Dec-17	14-Mar-18	20-Nov-17	23-Feb-18	-19	-19					

## **Appendix D1**

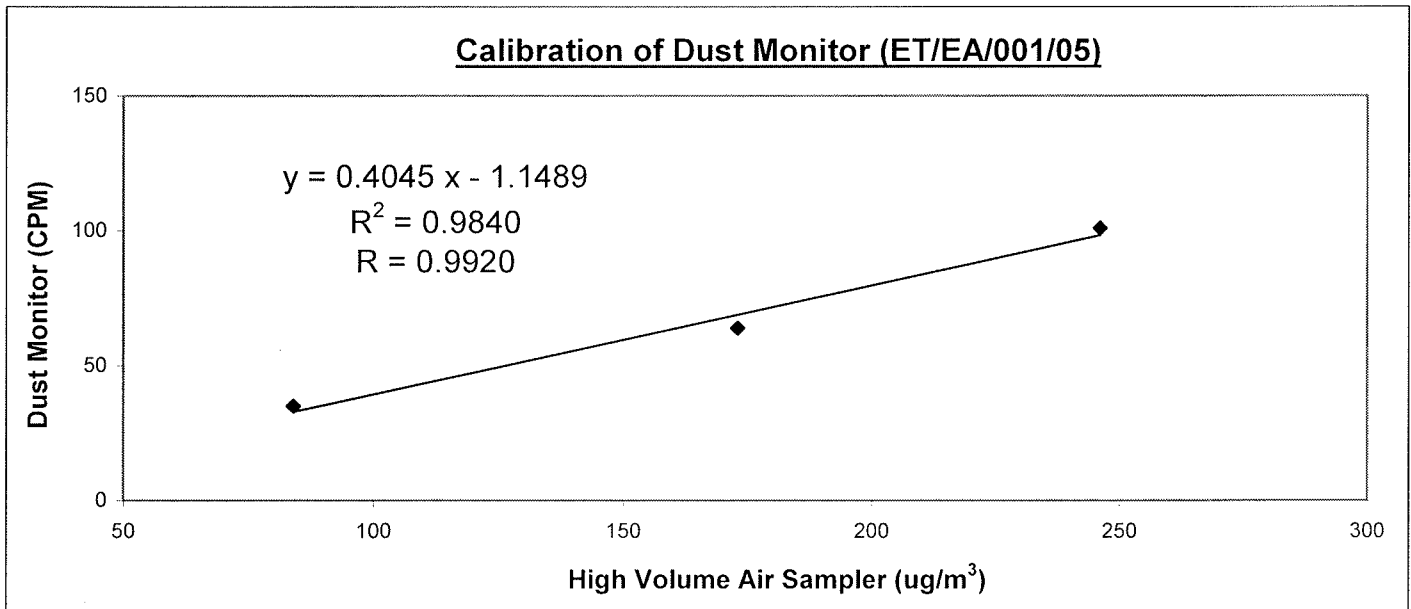
### **Calibration Certificates for Impact Air Quality Monitoring Equipment**



**Internal Calibration Report**  
**of**  
**Dust Monitor**


**Manufacturer** : SIBATA (LD-3B) Date of Calibration : 21 October 2017  
**Serial No.** : 8X4282 (ET/EA/001/05) Calibration Due Date : 20 April 2018  
**Method** : Parallel measurement (Three-point calibration) by placing the Dust Monitor and High Volume Air Sampler together under the same environmental condition


<b>Results</b>	Dust Monitor (CPM)	35	64	101
	High Volume Air Sampler ( $\mu\text{g}/\text{m}^3$ )	84	173	246
	High Volume Air Sampler Serial No.: 1177		Calibration Due Date: 13 December 2017	




Acceptance Criteria : Correlation coefficient (r) of the calibration curve greater than 0.990 after three-point calibration

The Dust Trak Monitor complies \* / does not comply \* with the internal calibration procedures and is deemed acceptable \* / unacceptable \* for use.

Calibrated by :   
Chung Ka Ho  
(Technician)

Checked by :   
LAW, Sau Yee  
( Senior Environmental Officer)



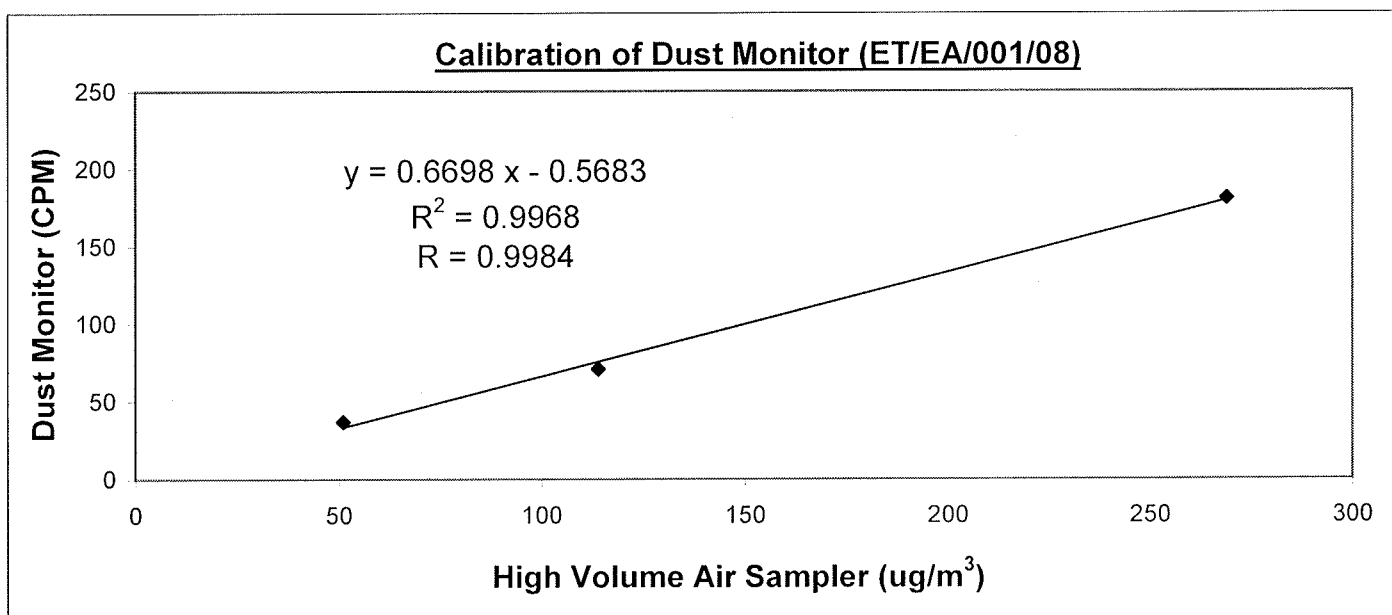
**Internal Calibration Report**  
**of**  
**Dust Monitor**

**Manufacturer :** SIBATA (LD-3B) **Date of Calibration :** 30 September 2017

**Serial No. :** 135261 (ET/EA/001/08) **Calibration Due Date :** 29 March 2018

**Method :** Parallel measurement (Three-point calibration) by placing the Dust Monitor and High Volume Air Sampler together under the same environmental condition

<b>Results :</b>	Dust Monitor (CPM)	37	71	181
	High Volume Air Sampler (ug/m <sup>3</sup> )	51	114	269
	High Volume Air Sampler Serial No.: 1177		Calibration Due Date: 14 October 2017	




**Acceptance Criteria :** Correlation coefficient (r) of the calibration curve greater than 0.990 after three-point calibration

The Dust Trak Monitor complies \* / does not comply \* with the internal calibration procedures and is deemed acceptable \* / unacceptable \* for use.

**Calibrated by :** Chung Ka Ho  
(Technician)

**Checked by :** LAW, Sau Yee  
(Senior Environmental Officer)



**Internal Calibration Report**  
**of**  
**Dust Monitor**

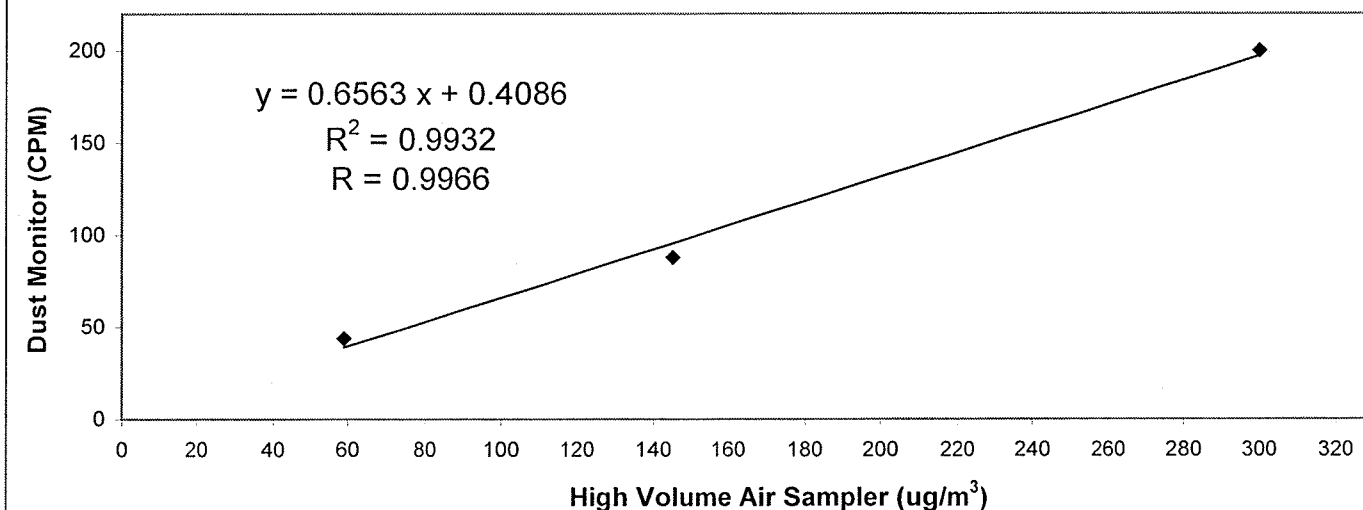
**Manufacturer** : SIBATA (LD-3B) **Date of Calibration** : 24 June 2017

**Serial No.** : 1Z5635 (ET/EA/001/10) **Calibration Due Date** : 23 December 2017

**Method** : Parallel measurement (Three-point calibration) by placing the Dust Monitor and High Volume Air Sampler together under the same environmental condition

<b>Results</b>	Dust Monitor (CPM)	44	88	200
	High Volume Air Sampler (ug/m <sup>3</sup> )	59	145	300
	High Volume Air Sampler Serial No.: 1177 Calibration Due Date: 16 August 2017			

**Calibration of Dust Monitor (ET/EA/001/10)**



**Acceptance Criteria** : Correlation coefficient (r) of the calibration curve greater than 0.990 after a three-point calibration

The Dust Trak Monitor complies \* / does not comply \* with the internal calibration procedures and is deemed acceptable \* / unacceptable \* for use.

Calibrated by :

CHUNG, Ka Ho  
(Technician)

Checked by :

LAW, Sau Yee  
(Senior Environmental Officer)



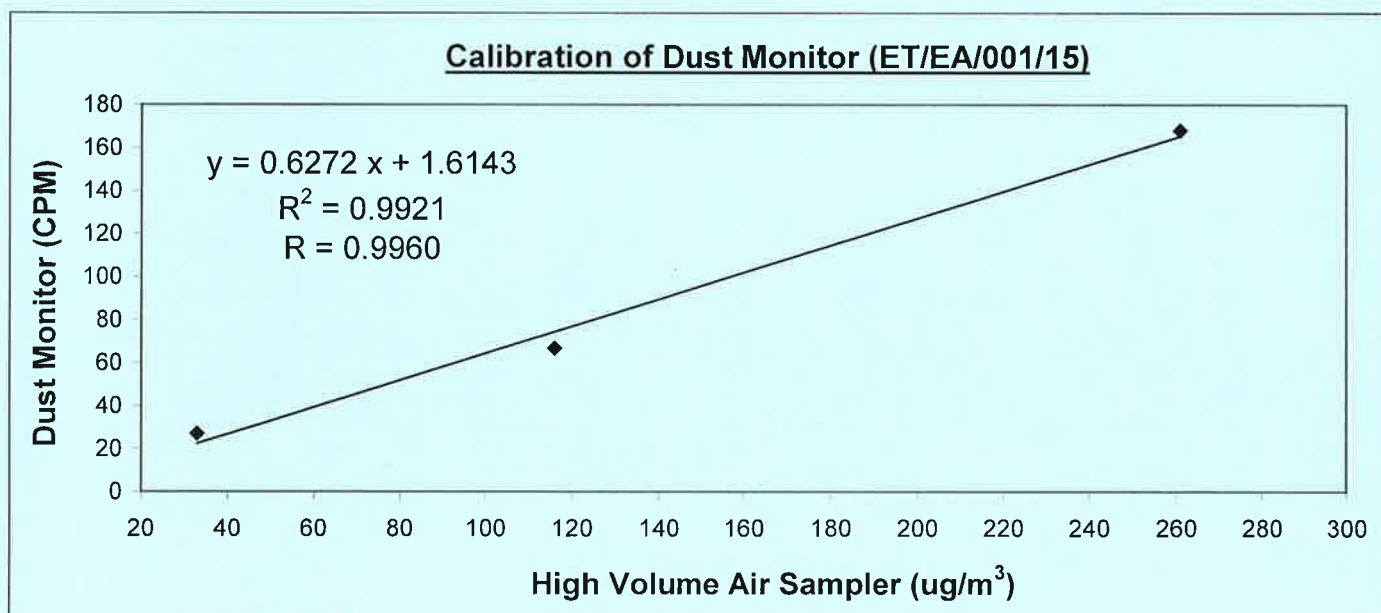
**Internal Calibration Report**  
**of**  
**Dust Monitor**

**Manufacturer :** SIBATA (LD-3B) **Date of Calibration :** 22 July 2017

**Serial No. :** 597227 (ET/EA/001/15) **Calibration Due Date :** 21 January 2018

**Method :** Parallel measurement (Three-point calibration) by placing the Dust Monitor and High Volume Air Sampler together under the same environmental condition

<b>Results</b>	Dust Monitor (CPM)	27	67	168
	High Volume Air Sampler (ug/m <sup>3</sup> )	33	116	261
	High Volume Air Sampler Serial No.: 1177		Calibration Due Date: 16 August 2017	




**Acceptance Criteria :** Correlation coefficient (r) of the calibration curve greater than 0.990 after a three-point calibration

The Dust Trak Monitor complies \* / ~~does not comply~~ \* with the internal calibration procedures and is deemed acceptable \* / unacceptable \* for use.

Calibrated by : CHUNG, Ka Ho  
(Technician)

Checked by : LAW, Sau Yee  
(Senior Environmental Officer)

- END OF REPORT -

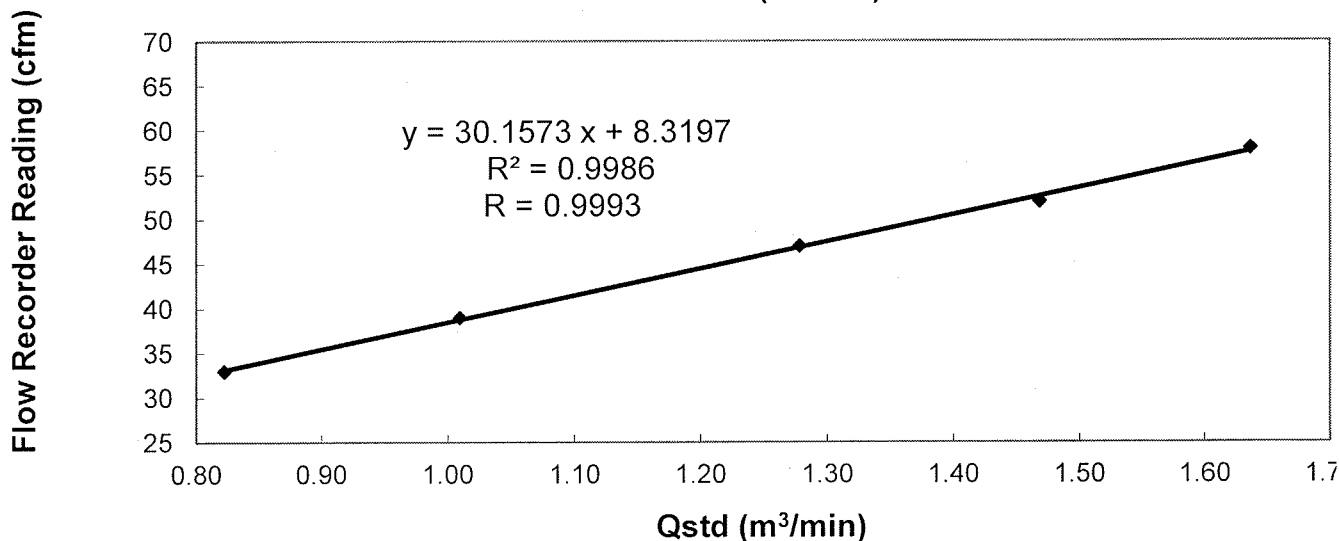


**Calibration Report**  
**of**  
**High Volume Air Sampler**

**Manufacturer** : Graseby GMW Date of Calibration : 19 September 2017  
**Serial No.** : 1934 ( ET / EA / 003 / 25 ) Calibration Due Date : 18 November 2017  
**Method** : Five-point calibration by using standard calibration kit Tisch TE-5025A refer to the Operations Manual

<b>Results</b> :	Flow recorder reading (cfm)	58	52	47	39	33
	Qstd (Actual flow rate, m <sup>3</sup> /min)	1.64	1.47	1.28	1.01	0.82
	Pressure : 768.06 mm Hg	Temp. : 304 K				

**Sampler 1934 Calibration Curve**  
**Site: San Wai (ASR1a)**




Acceptance Criteria : Correlation coefficient (r) of the calibration curve greater than 0.990 after a 5-point calibration.

The high volume sampler complies\* / does not comply\* with the specified requirements and is deemed acceptable\* / unacceptable\* for use.

Calibrated by : MAK, Kei Wai  
MAK, Kei Wai  
(Assistant Supervisor)

Approved by : LAW, Sau Yee  
LAW, Sau Yee  
(Senior Environmental Officer)



**Calibration Report**  
**of**  
**High Volume Air Sampler**

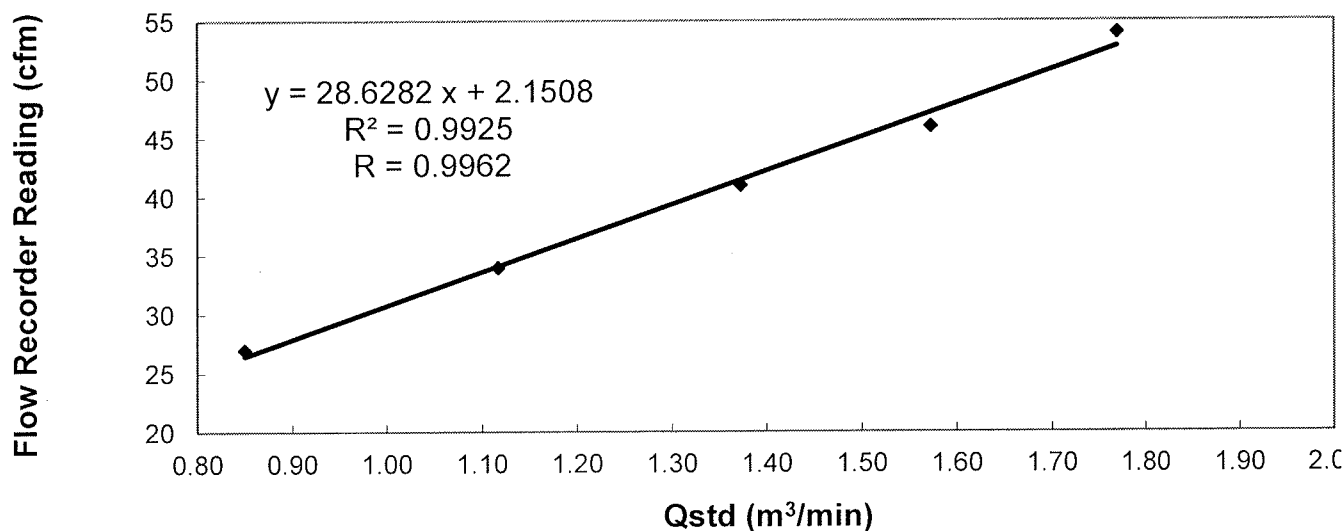
**Manufacturer** : Graseby (Model No. GS2310)      **Date of Calibration** : 19 September 2017

**Serial No.** : 9998 ( ET / EA / 003 / 12 )      **Calibration Due Date** : 18 November 2017

**Method** : Five-point calibration by using standard calibration kit Tisch TE-5025A refer to the Operations Manual

<b>Results</b>	Flow recorder reading (cfm)	54	46	41	34	27
	Qstd (Actual flow rate, m <sup>3</sup> /min)	1.77	1.57	1.37	1.12	0.85
	Pressure : 768.06 mm Hg	Temp. : 304 K				

**Sampler 9998 Calibration Curve**  
**Site: San Wai (ASR2a)**



Acceptance Criteria : Correlation coefficient (r) of the calibration curve greater than 0.990 after a 5-point calibration.

The high volume sampler complies\* / ~~does not comply\*~~ with the specified requirements and is deemed acceptable\* / unacceptable\* for use.

Calibrated by : MAK Kei Wai  
MAK, Kei Wai  
(Assistant Supervisor)

Checked by : LAW Sau Yee  
LAW, Sau Yee  
(Senior Environmental Officer)

ORIFICE TRANSFER STANDARD CERTIFICATION WORKSHEET TE-5025A

Date - Apr 03, 2017 Rootsmeter S/N 0438320 Ta (K) - 295  
Operator Tisch Orifice I.D. - 3297 Pa (mm) - 748.03

PLATE OR Run #	VOLUME START (m3)	VOLUME STOP (m3)	DIFF VOLUME (m3)	DIFF TIME (min)	METER DIFF Hg (mm)	ORFICE DIFF H2O (in.)
1	NA	NA	1.00	1.4360	3.2	2.00
2	NA	NA	1.00	1.0230	6.4	4.00
3	NA	NA	1.00	0.9170	7.9	5.00
4	NA	NA	1.00	0.8720	8.8	5.50
5	NA	NA	1.00	0.7180	12.7	8.00

DATA TABULATION

Vstd	(x axis) Qstd	(y axis)	Va	(x axis) Qa	(y axis)
0.9900	0.6894	1.4101	0.9957	0.6934	0.8881
0.9858	0.9636	1.9943	0.9915	0.9692	1.2560
0.9837	1.0727	2.2296	0.9893	1.0789	1.4042
0.9825	1.1268	2.3385	0.9882	1.1333	1.4728
0.9773	1.3612	2.8203	0.9830	1.3691	1.7762
Qstd slope (m) = 2.10166			Qa slope (m) = 1.31603		
intercept (b) = -0.03302			intercept (b) = -0.02080		
coefficient (r) = 0.99984			coefficient (r) = 0.99984		
y axis = $\text{SQRT}[\text{H2O}(\text{Pa}/760)(298/\text{Ta})]$			y axis = $\text{SQRT}[\text{H2O}(\text{Ta}/\text{Pa})]$		

CALCULATIONS

$$\text{Vstd} = \text{Diff. Vol}[(\text{Pa} - \text{Diff. Hg})/760](298/\text{Ta})$$

$$\text{Qstd} = \text{Vstd}/\text{Time}$$

$$\text{Va} = \text{Diff Vol}[(\text{Pa} - \text{Diff Hg})/\text{Pa}]$$

$$\text{Qa} = \text{Va}/\text{Time}$$

For subsequent flow rate calculations:

$$\text{Qstd} = 1/m\{[\text{SQRT}(\text{H2O}(\text{Pa}/760)(298/\text{Ta}))] - b\}$$

$$\text{Qa} = 1/m\{[\text{SQRT H2O}(\text{Ta}/\text{Pa})] - b\}$$

## **Appendix D2**

### **Impact Air Quality Monitoring Results**

## **Summary of Impact 1-hour TSP Monitoring Results**

### **Air Quality Monitoring Station : ASR1a**

Date	Weather	Temperature (°C)	Monitoring Period		1-hr TSP ( $\mu\text{g}/\text{m}^3$ )
			Start	Finish	
6/10/2017	Cloudy	27	08:00	09:00	101
6/10/2017	Cloudy	28	09:00	10:00	91
6/10/2017	Cloudy	30	10:00	11:00	69
12/10/2017	Fine	28	08:24	09:24	90
12/10/2017	Fine	29	09:24	10:24	74
12/10/2017	Fine	31	10:24	11:24	63
18/10/2017	Fine	29	08:55	09:55	73
18/10/2017	Fine	29	09:55	10:55	79
18/10/2017	Fine	29	10:55	11:55	77
24/10/2017	Fine	27	09:00	10:00	135
24/10/2017	Fine	27	10:00	11:00	141
24/10/2017	Fine	27	11:00	12:00	138
30/10/2017	Fine	25	13:12	14:12	168
30/10/2017	Fine	25	14:12	15:12	178
30/10/2017	Fine	25	15:12	16:12	171
Min					63
Max					178
Average					110

### **Air Quality Monitoring Station : ASR2a**

Date	Weather	Temperature (°C)	Monitoring Period		1-hr TSP ( $\text{mg}/\text{m}^3$ )
			Start	Finish	
6/10/2017	Cloudy	27	08:05	09:05	71
6/10/2017	Cloudy	28	09:05	10:05	65
6/10/2017	Cloudy	30	10:05	11:05	60
12/10/2017	Fine	28	08:33	09:33	76
12/10/2017	Fine	29	09:33	10:33	63
12/10/2017	Fine	31	10:33	11:33	66
18/10/2017	Fine	29	09:00	10:00	67
18/10/2017	Fine	29	10:00	11:00	68
18/10/2017	Fine	29	11:00	12:00	68
24/10/2017	Fine	27	13:30	14:30	114
24/10/2017	Fine	27	14:30	15:30	119
24/10/2017	Fine	27	15:30	16:30	115
30/10/2017	Fine	25	08:51	09:51	151
30/10/2017	Fine	25	09:51	10:51	156
30/10/2017	Fine	25	10:51	11:51	149
Min					60
Max					156
Average					94

## Summary of Impact 24-hour TSP Monitoring Results

### Air Quality Monitoring Station : ASR1a

Start		Finish		Elapse Time		Sampling Time (hrs)	Flow Rate (m <sup>3</sup> /min.)		Average (m <sup>3</sup> /min.)	Filter Paper Weight (g)		Conc. (µg/m <sup>3</sup> )	Weather Condition
Date	Time	Date	Time	Initial	Final		Initial	Final		Initial	Final		
06/10/2017	08:00	07/10/2017	08:00	23429.64	23453.64	24	0.9510	0.9510	0.9510	2.7638	2.8992	99	Cloudy
12/10/2017	09:24	13/10/2017	09:24	23453.64	23477.64	24	0.9510	0.9510	0.9510	2.8063	3.0478	176	Fine
18/10/2017	10:02	19/10/2017	10:02	23477.64	23501.64	24	0.9510	0.9510	0.9510	2.8766	3.0708	142	Fine
24/10/2017	09:00	25/10/2017	09:00	23501.64	23525.64	24	0.9510	0.9510	0.9510	2.7864	2.9943	152	Fine
30/10/2017	09:05	31/10/2017	09:05	23525.64	23549.64	24	0.9510	0.9510	0.9510	2.7745	3.0771	221	Fine
											Min	99	
											Max	221	
											Average	158	

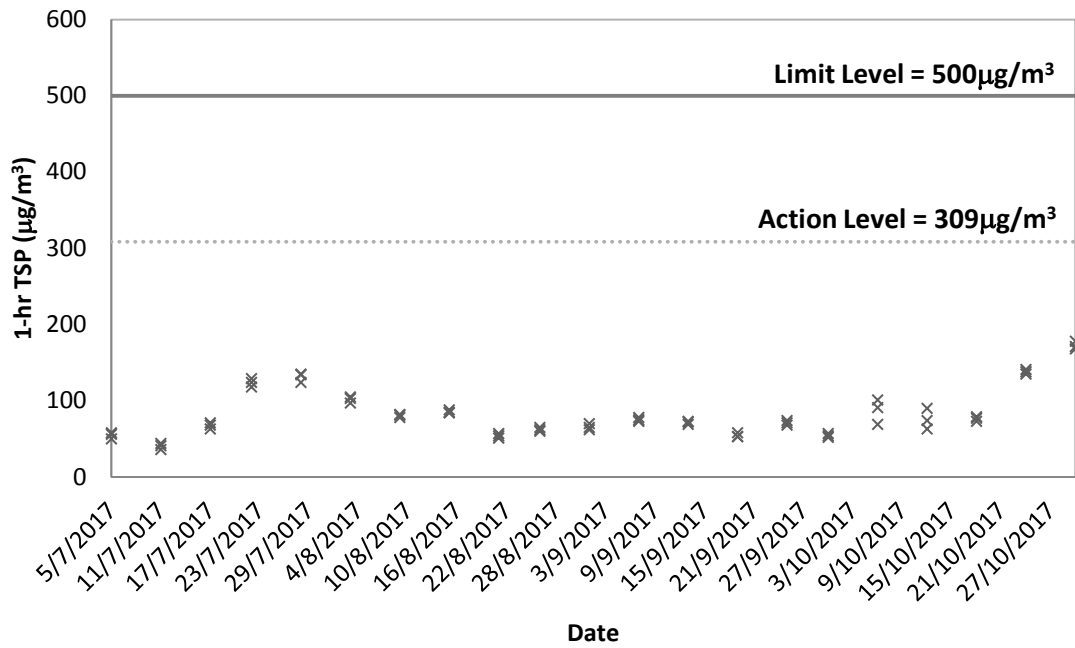
### Air Quality Monitoring Station : ASR2a

Start		Finish		Elapse Time		Sampling Time (hrs)	Flow Rate (m <sup>3</sup> /min.)		Average (m <sup>3</sup> /min.)	Filter Paper Weight (g)		Conc. (µg/m <sup>3</sup> )	Weather Condition
Date	Time	Date	Time	Initial	Final		Initial	Final		Initial	Final		
06/10/2017	08:05	07/10/2017	08:05	20390.45	20414.45	24	1.0776	1.0776	1.0776	2.7745	2.8956	78	Cloudy
12/10/2017	09:05	13/10/2017	09:05	20414.45	20438.45	24	1.0776	1.0776	1.0776	2.7929	2.9762	118	Fine
18/10/2017	10:30	19/10/2017	10:30	20438.45	20462.45	24	1.0776	1.0776	1.0776	2.9266	3.1164	122	Fine
24/10/2017	13:30	25/10/2017	13:30	20462.45	20486.45	24	1.0776	1.0776	1.0776	2.8043	2.9997	126	Fine
30/10/2017	13:30	31/10/2017	13:30	20486.45	20510.45	24	1.0776	1.0776	1.0776	2.7693	3.0890	206	Fine
											Min	78	
											Max	206	
											Average	130	

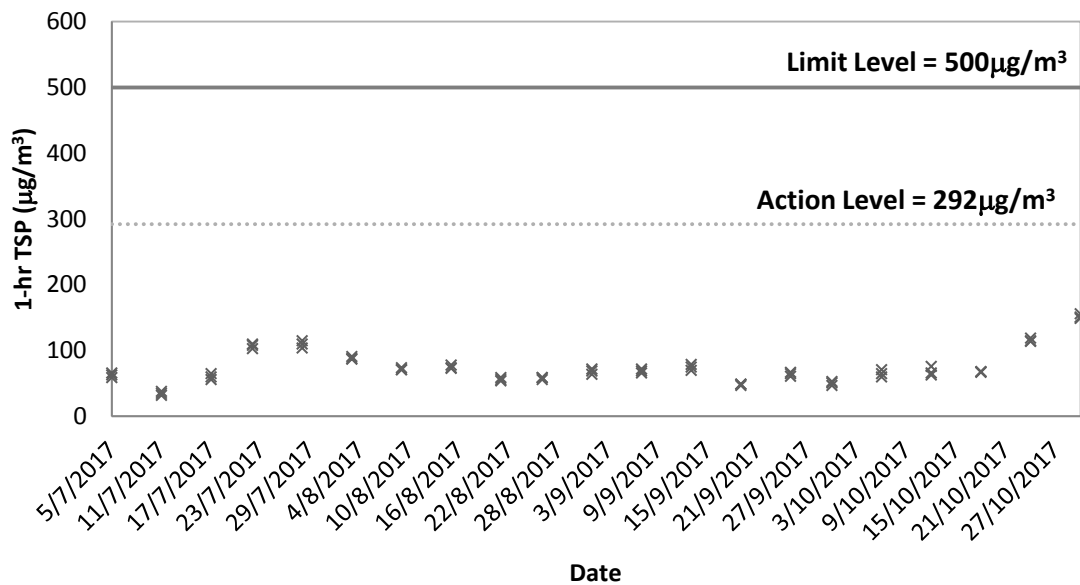
## **Appendix D3**

### **Graphical Plots of Impact Air Quality Monitoring Results**

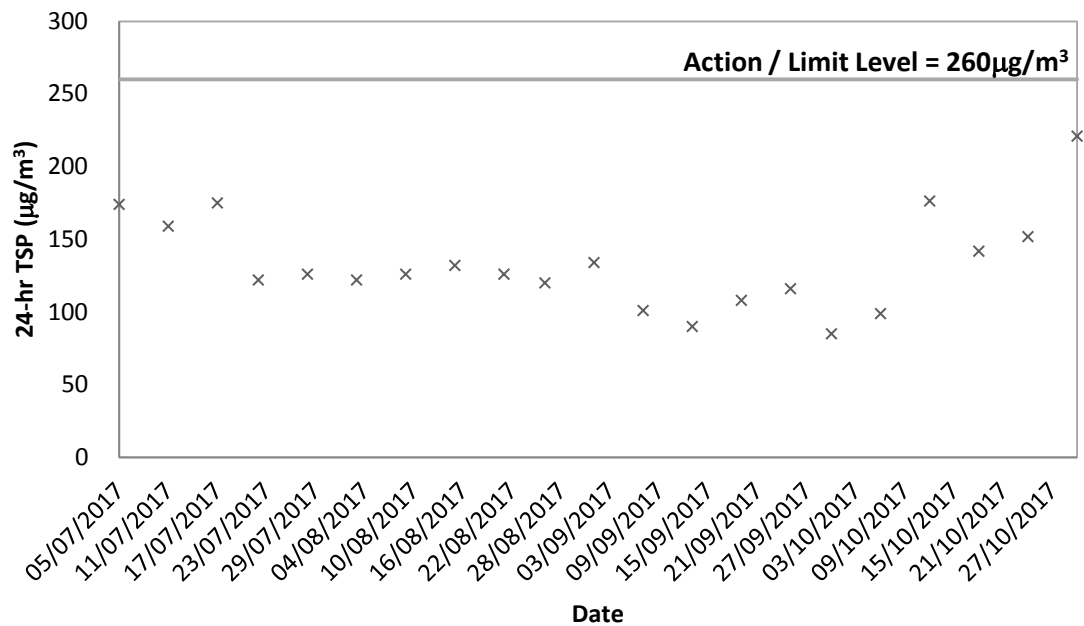
## 1-hr TSP at ASR1a



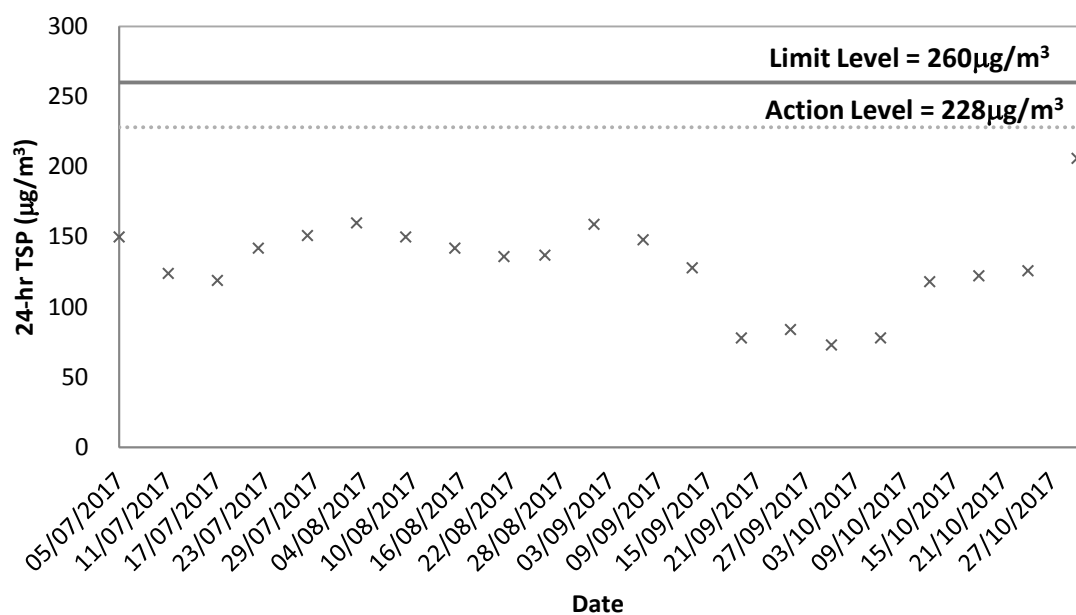
## 1-hr TSP at ASR2a



## 24-hr TSP at ASR1a



## 24-hr TSP at ASR2a



## **Appendix E1**

### **Calibration Certificates for Impact Noise Monitoring Equipment**



# Calibration Certificate

Certificate No. 700818

Page 1 of 2 Pages

Customer : ETS-Testconsult Limited

Address : 8/F., Block B, Veristrong Industrial Centre, 34-36 Au Pui Wan St., Fotan, Hong Kong.

Order No. : Q70345

Date of receipt : 25-Jan-17

## Item Tested

Description : Thermo-Anemometer

Manufacturer : AZ Instrument

Model : AZ 8908

I.D. : ET/EN/001/05

Serial No. : 1064869

## Test Conditions

Date of Test : 15-Feb-17

Supply Voltage : --

Ambient Temperature :  $(23 \pm 3)^{\circ}\text{C}$

Relative Humidity :  $(50 \pm 25) \%$

## Test Specifications

Calibration check.

Ref. Document/Procedure: T03, Z04.

## Test Results

A correction factor of  $\times 1.06$  is required to bring the meter reading to within the manufacturer's specification. The results are shown in the attached page(s).

Main Test equipment used:

<u>Equipment No.</u>	<u>Description</u>	<u>Cert. No.</u>	<u>Traceable to</u>
S155	Std. Anemometer	611074	NIM-PRC
S223C	Std. Thermometer	604664	NIM-PRC

The values given in this Calibration Certificate only relate to the values measured at the time of the test and any uncertainties quoted will not include allowance for the equipment long term drift, variations with environmental changes, vibration and shock during transportation, overloading, mis-handling, or the capability of any other laboratory to repeat the measurement. Hong Kong Calibration Ltd. shall not be liable for any loss or damage resulting from the use of the equipment.

The test equipment used for calibration are traceable to International System of Units (SI), or by reference to a natural constant. The test results apply to the above Unit-Under-Test only

Calibrated by :

C H Chan

Approved by :

Steve Kwan

This Certificate is issued by:

Hong Kong Calibration Ltd.

Unit 8B, 24/F., Well Fung Industrial Centre, No. 58-76, Ta Chuen Ping Street, Kwai Chung, NT, Hong Kong.

Tel: 2425 8801 Fax: 2425 8646

Date: 15-Feb-17



# Calibration Certificate

Certificate No. 700818

Page 2 of 2 Pages

Results :

## 1. Velocity

Applied Value (m/s)	UUT Reading (m/s)	Corrected Reading (UUT Reading x 1.06)	Mfr's Spec.
0.00	0.0	0.0	± 5 % of reading.
2.50	2.4	2.5	
5.00	4.8	5.1	
10.00	* 9.3	9.9	
15.00	* 13.6	14.4	
19.00	* 17.2	18.2	

## 2. Temperature

Applied Value (°C)	UUT Reading (°C)	Mfr's Spec.
22.85	22.5	± 1 °C

Remark : 1. UUT: Unit-Under-Test

2. Uncertainty : ± (0.9% + 0.16 m/s) for Velocity, ± 0.1 °C for Temperature, for a confidence probability of not less than 95%.

3. Atmospheric Pressure : 1 022 hPa

4. \* Out of specification

----- END -----



# Calibration Certificate

Certificate No. **609158**

Page 1 of 2 Pages

**Customer :** ETS-Testconsult Limited

**Address :** 8/F., Block B, Veristrong Industrial Centre, 34-36 Au Pui Wan St., Fotan, Hong Kong.

**Order No. :** Q63739

**Date of receipt :** 7-Oct-16

## Item Tested

**Description :** Sound Level Calibrator

**Manufacturer :** Rion

**I.D. :** ET/EN/002/01

**Model :** NC-73

**Serial No. :** 10196943

## Test Conditions

**Date of Test :** 24-Oct-16

**Supply Voltage :** --

**Ambient Temperature :**  $(23 \pm 3)^{\circ}\text{C}$

**Relative Humidity :**  $(50 \pm 25) \%$

## Test Specifications

Calibration check.

Ref. Document/Procedure : F21, Z02.

## Test Results

All results were within the manufacturer's specification.

The results are shown in the attached page(s).

Main Test equipment used:

<u>Equipment No.</u>	<u>Description</u>	<u>Cert. No.</u>	<u>Traceable to</u>
S014	Spectrum Analyzer	605758	NIM-PRC & SCL-HKSAR
S240	Sound Level Calibrator	601604	NIM-PRC & SCL-HKSAR
S041	Universal Counter	607883	SCL-HKSAR
S206	Sound Level Meter	605757	SCL-HKSAR

The values given in this Calibration Certificate only relate to the values measured at the time of the test and any uncertainties quoted will not include allowance for the equipment long term drift, variations with environmental changes, vibration and shock during transportation, overloading, mis-handling, or the capability of any other laboratory to repeat the measurement. Hong Kong Calibration Ltd. shall not be liable for any loss or damage resulting from the use of the equipment.

The test equipment used for calibration are traceable to International System of Units (SI), or by reference to a natural constant.  
The test results apply to the above Unit-Under-Test only

**Calibrated by :**   
Kin Wong

**Approved by :**   
Alan Chu

This Certificate is issued by:  
Hong Kong Calibration Ltd.  
Unit 8B, 24/F., Well Fung Industrial Centre, No. 58-76, Ta Chuen Ping Street, Kwai Chung, NT, Hong Kong.  
Tel: 2425 8801 Fax: 2425 8646

**Date:** 24-Oct-16



# Calibration Certificate

Certificate No. 609158

Page 2 of 2 Pages

Results :

## 1. Level Accuracy (at 1 kHz)

UUT Nominal Value	Measured Value	Mfr's Spec.
94 dB	94.0 dB	$\pm 1$ dB

Uncertainty :  $\pm 0.2$  dB

## 2. Frequency Accuracy

UUT Nominal Value	Measured Value	Mfr's Spec.
1 kHz	0.993 kHz	$\pm 2$ %

Uncertainty :  $\pm 0.1$  %

## 3. Level Stability : 0.0 dB

Uncertainty :  $\pm 0.01$  dB

## 4. Total Harmonic Distortion : $< 0.4$ %

Mfr's Spec. :  $< 3$  %

Uncertainty :  $\pm 2.3$  % of reading

Remarks: 1. UUT : Unit-Under-Test  
2. The uncertainty claimed is for a confidence probability of not less than 95%.  
3. Atmospheric Pressure : 1020 hPa

----- END -----



# Calibration Certificate

Certificate No. **702279**

Page 1 of 2 Pages

**Customer :** ETS-Testconsult Limited

**Address :** 8/F., Block B, Veristrong Industrial Centre, 34-36 Au Pui Wan St., Fotan, Hong Kong.

**Order No. :** Q70965

**Date of receipt :** 14-Mar-17

## Item Tested

**Description :** Acoustic Calibrator

**Manufacturer :** Castle

**I.D. :** ET/EN/002/07

**Model :** GA607

**Serial No. :** 038641

## Test Conditions

**Date of Test :** 17-Mar-17

**Supply Voltage :** --

**Ambient Temperature :**  $(23 \pm 3)^{\circ}\text{C}$

**Relative Humidity :**  $(50 \pm 25) \%$

## Test Specifications

Calibration check.

Ref. Document/Procedure : IEC 60942, F06, F20, Z02.

## Test Results

All results were within the IEC 60942 Class 1 specification.

The results are shown in the attached page(s).

Main Test equipment used:

<u>Equipment No.</u>	<u>Description</u>	<u>Cert. No.</u>	<u>Traceable to</u>
S014	Spectrum Analyzer	605758	NIM-PRC & SCL-HKSAR
S240	Sound Level Calibrator	701036	NIM-PRC & SCL-HKSAR
S041	Universal Counter	607883	SCL-HKSAR
S206	Sound Level Meter	605757	SCL-HKSAR

The values given in this Calibration Certificate only relate to the values measured at the time of the test and any uncertainties quoted will not include allowance for the equipment long term drift, variations with environmental changes, vibration and shock during transportation, overloading, mis-handling, or the capability of any other laboratory to repeat the measurement. Hong Kong Calibration Ltd. shall not be liable for any loss or damage resulting from the use of the equipment.

The test equipment used for calibration are traceable to International System of Units (SI), or by reference to a natural constant.  
The test results apply to the above Unit-Under-Test only

**Calibrated by :** 

Kin Wong

**Approved by :** 

Alan Chu

This Certificate is issued by:

Hong Kong Calibration Ltd.

Unit 8B, 24/F., Well Fung Industrial Centre, No. 58-76, Ta Chuen Ping Street, Kwai Chung, NT, Hong Kong.

Tel: 2425 8801 Fax: 2425 8646

**Date:** 17-Mar-17



# Calibration Certificate

Certificate No. 702279

Page 2 of 2 Pages

Results :

## 1. Generated Sound Pressure Level

UUT Nominal Value (dB)	Measured Value (dB)	IEC 60942 Class 1 Spec.
94	94.0	$\pm 0.4$ dB

Uncertainty :  $\pm 0.1$  dB

## 2. Short-term Level Fluctuation : 0.0 dB

IEC 60942 Class 1 Spec. :  $\pm 0.1$  dB

Uncertainty :  $\pm 0.01$  dB

## 3. Frequency

UUT Nominal Value (kHz)	Measured Value (kHz)	IEC 60942 Class 1 Spec.
1	1.000	$\pm 1$ %

Uncertainty :  $\pm 3.6 \times 10^{-6}$

## 4. Total Distortion : $< 2.8$ %

IEC 60942 Class 1 Spec. :  $< 3$  %

Uncertainty :  $\pm 2.3$  % of reading

Remark : 1. UUT : Unit-Under-Test

2. The uncertainty claimed is for a confidence probability of not less than 95%.

3. Atmospheric Pressure : 1026 hPa.

----- END -----



# Calibration Certificate

Certificate No. **610324**

Page 1 of 3 Pages

**Customer :** ETS-Testconsult Limited

**Address :** 8/F., Block B, Veristrong Industrial Centre, 34-36 Au Pui Wan St., Fotan, Hong Kong.

**Order No. :** Q64225

**Date of receipt :** 15-Nov-16

## Item Tested

**Description :** Sound Level Meter

**Manufacturer :** Rion

**I.D. :** ET/EN/003/14

**Model :** NL-52

**Serial No. :** 00320645

## Test Conditions

**Date of Test :** 24-Nov-16

**Supply Voltage :** --

**Ambient Temperature :** (23 ± 3)°C

**Relative Humidity :** (50 ± 25) %

## Test Specifications

Calibration check.

Ref. Document/Procedure : Z01, IEC 61672.

## Test Results

All results were within the IEC 61672 Type 1 specification.

The results are shown in the attached page(s).

Main Test equipment used:

<u>Equipment No.</u>	<u>Description</u>	<u>Cert. No.</u>	<u>Traceable to</u>
S017	Multi-Function Generator	C147450	SCL-HKSAR
S240	Sound Level Calibrator	601604	NIM-PRC & SCL-HKSAR

The values given in this Calibration Certificate only relate to the values measured at the time of the test and any uncertainties quoted will not include allowance for the equipment long term drift, variations with environmental changes, vibration and shock during transportation, overloading, mis-handling, or the capability of any other laboratory to repeat the measurement. Hong Kong Calibration Ltd. shall not be liable for any loss or damage resulting from the use of the equipment.

The test equipment used for calibration are traceable to International System of Units (SI), or by reference to a natural constant.  
The test results apply to the above Unit-Under-Test only

**Calibrated by :**

Kin Wong

**Approved by :**

Alan Chu

This Certificate is issued by:

Hong Kong Calibration Ltd.

Unit 8B, 24/F., Well Fung Industrial Centre, No. 58-76, Ta Chuen Ping Street, Kwai Chung, NT, Hong Kong.

Tel: 2425 8801 Fax: 2425 8646

**Date:** 24-Nov-16



# Calibration Certificate

Certificate No. 610324

Page 2 of 3 Pages

Results :

1. Self-generated noise: 16.5 dBA (Mfr's Spec  $\leq 17$  dBA )

## 2. Acoustical signal test

UUT Setting				Applied Value (dB)	UUT Reading (dB)
Range (dB)	Frequency Weighting	Time Weighting	Octave Filter		
30-130	A	F	OFF	94.0	94.0
		S	OFF		94.0
	C	F	OFF		94.1
	Z	F	OFF		94.1
	A	F	OFF	114.0	114.0
		S	OFF		114.0
	C	F	OFF		114.1
	Z	F	OFF		114.1

IEC 61672 Type 1 Spec. :  $\pm 1.1$  dB

Uncertainty :  $\pm 0.1$  dB

## 3 Electrical signal tests of frequency weightings (A weighting)

Frequency	Attenuation (dB)	IEC 61672 Type 1 Spec.
31.5 Hz	-39.5	- 39.4 dB, $\pm 2$ dB
63 Hz	-26.2	- 26.2 dB, $\pm 1.5$ dB
125 Hz	-16.1	- 16.1 dB, $\pm 1.5$ dB
250 Hz	-8.6	- 8.6 dB, $\pm 1$ dB
500 Hz	-3.2	- 3.2 dB, $\pm 1.4$ dB
1 kHz	0.0 (Ref)	0 dB, $\pm 1.1$ dB
2 kHz	+1.1	+ 1.2 dB, $\pm 1.6$ dB
4 kHz	+0.7	+ 1.0 dB, $\pm 1.6$ dB
8 kHz	-1.1	- 1.1 dB, + 2.1 dB $\sim$ -3.1 dB
16 kHz	-8.5	- 6.6 dB, + 3.5 dB $\sim$ - 17.0 dB

Uncertainty :  $\pm 0.1$  dB



# Calibration Certificate

Certificate No. 610324

Page 3 of 3 Pages

## 4. Frequency & Time weightings at 1 kHz

### 4.1 Frequency Weighting (Fast)

UUT Setting	Applied Value (dB)	UUT Reading (dB)	Difference (dB)	IEC 61672 Type 1 Spec.
A	94.0	94.0 (Ref.)	- -	$\pm 0.4$ dB
C	94.0	94.1	+0.1	
Z	94.0	94.1	+0.1	

### 4.2 Time Weighting (A-weighted)

UUT Setting	Applied Value (dB)	UUT Reading (dB)	Difference (dB)	IEC 61672 Type 1 Spec.
Fast	94.0	94.0 (Ref.)	- -	$\pm 0.3$ dB
Slow	94.0	94.0	0.0	
Time-averaging	94.0	94.0	0.0	

Uncertainty :  $\pm 0.1$  dB

Remarks : 1. UUT : Unit-Under-Test

2. The uncertainty claimed is for a confidence probability of not less than 95%.

3. Atmospheric Pressure : 1025 hPa.

4. Preamplifier model : NH-25 , S/N : 10653

5. Firmware Version: 1.2

6. Power Supply Check: OK

7. The UUT was adjusted with the laboratory's sound calibrator at the reference sound pressure level before the calibration.

----- END -----



# Calibration Certificate

Certificate No. 701812

Page 1 of 3 Pages

Customer : ETS-Testconsult Limited

Address : 8/F., Block B, Veristrong Industrial Centre, 34-36 Au Pui Wan St., Fotan, Hong Kong.

Order No. : Q70792

Date of receipt : 2-Mar-17

## Item Tested

Description : Sound Level Meter

Manufacturer : Rion

Model : NL-52

I.D. : ET/EN/003/18

Serial No. : 00264520

## Test Conditions

Date of Test : 7-Mar-17

Ambient Temperature :  $(23 \pm 3)^{\circ}\text{C}$

Supply Voltage : --

Relative Humidity :  $(50 \pm 25) \%$

## Test Specifications

Calibration check.

Ref. Document/Procedure: Z01, IEC 61672.

## Test Results

All results were within the IEC 61672 Type 1 specification.

The results are shown in the attached page(s).


Main Test equipment used:

Equipment No.	Description	Cert. No.	Traceable to
S017	Multi-Function Generator	C170120	SCL-HKSAR
S240	Sound Level Calibrator	701036	NIM-PRC & SCL-HKSAR

The values given in this Calibration Certificate only relate to the values measured at the time of the test and any uncertainties quoted will not include allowance for the equipment long term drift, variations with environmental changes, vibration and shock during transportation, overloading, mis-handling, or the capability of any other laboratory to repeat the measurement. Hong Kong Calibration Ltd. shall not be liable for any loss or damage resulting from the use of the equipment.

The test equipment used for calibration are traceable to International System of Units (SI), or by reference to a natural constant.  
The test results apply to the above Unit-Under-Test only

Calibrated by :   
Kin Wong

Approved by :   
Alan Chu

This Certificate is issued by:

Hong Kong Calibration Ltd.

Unit 8B, 24/F., Well Fung Industrial Centre, No. 58-76, Ta Chuen Ping Street, Kwai Chung, NT, Hong Kong.

Tel: 2425 8801 Fax: 2425 8646

Date: 7-Mar-17



# Calibration Certificate

Certificate No. 701812

Page 2 of 3 Pages

Results :

1. Self-generated noise: 15.7 dBA (Mfr's Spec  $\leq 17$  dBA )

2. Acoustical signal test

UUT Setting				Applied Value (dB)	UUT Reading (dB)
Range (dB)	Frequency Weighting	Time Weighting	Octave Filter		
30-130	A	F	OFF	94.0	94.0
		S	OFF		94.0
	C	F	OFF		94.1
	Z	F	OFF		94.2
	A	F	OFF	114.0	114.0
		S	OFF		114.0
	C	F	OFF		114.0
	Z	F	OFF		114.1

IEC 61672 Type 1 Spec. :  $\pm 1.1$  dB

Uncertainty :  $\pm 0.1$  dB

3 Electrical signal tests of frequency weightings (A weighting)

Frequency	Attenuation (dB)	IEC 61672 Type 1 Spec.
31.5 Hz	-39.7	- 39.4 dB, $\pm 2$ dB
63 Hz	-26.2	- 26.2 dB, $\pm 1.5$ dB
125 Hz	-16.2	- 16.1 dB, $\pm 1.5$ dB
250 Hz	-8.7	- 8.6 dB, $\pm 1$ dB
500 Hz	-3.2	- 3.2 dB, $\pm 1.4$ dB
1 kHz	0.0 (Ref)	0 dB, $\pm 1.1$ dB
2 kHz	+1.2	+ 1.2 dB, $\pm 1.6$ dB
4 kHz	+1.0	+ 1.0 dB, $\pm 1.6$ dB
8 kHz	-1.1	- 1.1 dB, + 2.1 dB $\sim$ -3.1 dB
16 kHz	-8.0	- 6.6 dB, + 3.5 dB $\sim$ - 17.0 dB

Uncertainty :  $\pm 0.1$  dB



# Calibration Certificate

Certificate No. 701812

Page 3 of 3 Pages

## 4. Frequency & Time weightings at 1 kHz

### 4.1 Frequency Weighting (Fast)

UUT Setting	Applied Value (dB)	UUT Reading (dB)	Difference (dB)	IEC 61672 Type 1 Spec.
A	94.0	94.0 (Ref.)	- -	± 0.4 dB
C	94.	94.1	+0.1	
Z	94.0	94.2	+0.2	

### 4.2 Time Weighting (A-weighted)

UUT Setting	Applied Value (dB)	UUT Reading (dB)	Difference (dB)	IEC 61672 Type 1 Spec.
Fast	94.0	94.0 (Ref.)	- -	± 0.3 dB
Slow	94.0	94.0	0.0	
Time-averaging	94.0	94.0	0.0	

Uncertainty : ± 0.1 dB

Remarks : 1. UUT : Unit-Under-Test

2. The uncertainty claimed is for a confidence probability of not less than 95%.

3. Atmospheric Pressure : 1012 hPa.

4. Preamplifier model : NH-25 , S/N : 64645

5. Firmware Version: 1.7

6. Power Supply Check: OK

7. The UUT was adjusted with the laboratory's sound calibrator at the reference sound pressure level before the calibration.

----- END -----



# Calibration Certificate

Certificate No. 701814

Page 1 of 3 Pages

Customer : ETS-Testconsult Limited

Address : 8/F., Block B, Veristrong Industrial Centre, 34-36 Au Pui Wan St., Fotan, Hong Kong.

Order No. : Q70792

Date of receipt : 2-Mar-17

## Item Tested

Description : Sound Level Meter

Manufacturer : Rion

I.D. : ET/EN/003/19

Model : NL-52

Serial No. : 00264521

## Test Conditions

Date of Test : 7-Mar-17

Supply Voltage : --

Ambient Temperature :  $(23 \pm 3)^{\circ}\text{C}$

Relative Humidity :  $(50 \pm 25) \%$

## Test Specifications

Calibration check.

Ref. Document/Procedure: Z01, IEC 61672.

## Test Results

All results were within the IEC 61672 Type 1 specification.


The results are shown in the attached page(s).


Main Test equipment used:

<u>Equipment No.</u>	<u>Description</u>	<u>Cert. No.</u>	<u>Traceable to</u>
S017	Multi-Function Generator	C170120	SCL-HKSAR
S240	Sound Level Calibrator	701036	NIM-PRC & SCL-HKSAR

The values given in this Calibration Certificate only relate to the values measured at the time of the test and any uncertainties quoted will not include allowance for the equipment long term drift, variations with environmental changes, vibration and shock during transportation, overloading, mis-handling, or the capability of any other laboratory to repeat the measurement. Hong Kong Calibration Ltd. shall not be liable for any loss or damage resulting from the use of the equipment.

The test equipment used for calibration are traceable to International System of Units (SI), or by reference to a natural constant.  
The test results apply to the above Unit-Under-Test only

Calibrated by :   
Kin Wong

Approved by :   
Alan Chu

Date: 7-Mar-17

This Certificate is issued by:  
Hong Kong Calibration Ltd.  
Unit 8B, 24/F., Well Fung Industrial Centre, No. 58-76, Ta Chuen Ping Street, Kwai Chung, NT, Hong Kong.  
Tel: 2425 8801 Fax: 2425 8646



# Calibration Certificate

Certificate No. 701814

Page 2 of 3 Pages

Results :

1. Self-generated noise: 14.6 dBA (Mfr's Spec  $\leq 17$  dBA )

## 2. Acoustical signal test

UUT Setting				Applied Value (dB)	UUT Reading (dB)
Range (dB)	Frequency Weighting	Time Weighting	Octave Filter		
30-130	A	F	OFF	94.0	94.0
		S	OFF		94.0
	C	F	OFF		94.3
	Z	F	OFF		94.3
	A	F	OFF	114.0	114.1
		S	OFF		114.1
	C	F	OFF		114.1
	Z	F	OFF		114.1

IEC 61672 Type 1 Spec. :  $\pm 1.1$  dB

Uncertainty :  $\pm 0.1$  dB

## 3 Electrical signal tests of frequency weightings (A weighting)

Frequency	Attenuation (dB)	IEC 61672 Type 1 Spec.
31.5 Hz	-39.7	- 39.4 dB, $\pm 2$ dB
63 Hz	-26.3	- 26.2 dB, $\pm 1.5$ dB
125 Hz	-16.3	- 16.1 dB, $\pm 1.5$ dB
250 Hz	-8.7	- 8.6 dB, $\pm 1$ dB
500 Hz	-3.3	- 3.2 dB, $\pm 1.4$ dB
1 kHz	0.0 (Ref)	0 dB, $\pm 1.1$ dB
2 kHz	+1.2	+ 1.2 dB, $\pm 1.6$ dB
4 kHz	+0.9	+ 1.0 dB, $\pm 1.6$ dB
8 kHz	-1.1	- 1.1 dB, + 2.1 dB $\sim$ -3.1 dB
16 kHz	-8.1	- 6.6 dB, + 3.5 dB $\sim$ - 17.0 dB

Uncertainty :  $\pm 0.1$  dB



# Calibration Certificate

Certificate No. 701814

Page 3 of 3 Pages

## 4. Frequency & Time weightings at 1 kHz

### 4.1 Frequency Weighting (Fast)

UUT Setting	Applied Value (dB)	UUT Reading (dB)	Difference (dB)	IEC 61672 Type 1 Spec.
A	94.0	94.0 (Ref.)	- -	± 0.4 dB
C	94.0	94.3	+0.3	
Z	94.0	94.3	+0.3	

### 4.2 Time Weighting (A-weighted)

UUT Setting	Applied Value (dB)	UUT Reading (dB)	Difference (dB)	IEC 61672 Type 1 Spec.
Fast	94.0	94.0 (Ref.)	- -	± 0.3 dB
Slow	94.0	94.0	0.0	
Time-averaging	94.0	94.0	0.0	

Uncertainty : ± 0.1 dB

Remarks : 1. UUT : Unit-Under-Test

2. The uncertainty claimed is for a confidence probability of not less than 95%.

3. Atmospheric Pressure : 1012 hPa.

4. Preamplifier model : NH-25 , S/N : 64646

5. Firmware Version: 1.7

6. Power Supply Check: OK

7. The UUT was adjusted with the laboratory's sound calibrator at the reference sound pressure level before the calibration.

----- END -----

## **Appendix E2**

### **Impact Noise Monitoring Results**

## Day-time Noise Monitoring

### Monitoring Station: NSR1a

Date	Weather	Temperature (°C)	Start Time (hh:mm)	End Time (hh:mm)	Noise Level at NSR1a, dB (A)			Wind Speed (m/s)
					Leq (30min)	L10 (30min)	L90 (30min)	
06/10/17	Cloudy	27	08:48	09:18	61.6	63.2	47.9	0.5
12/10/17	Fine	29	09:15	09:45	63.9	67.6	52.1	1.1
18/10/17	Fine	29	09:10	09:40	67.6	69.8	62.5	0.3
24/10/17	Fine	27	09:00	09:30	70.1	73.5	68.2	0.3
30/10/17	Fine	25	13:10	13:40	58.6	60.3	55.5	0.3
Min					58.6	60.3	47.9	
Max					70.1	73.5	68.2	
Logarithmic Average for normal weekdays					66.2	69.1	62.5	

### Monitoring Station: NSR2a(\*)

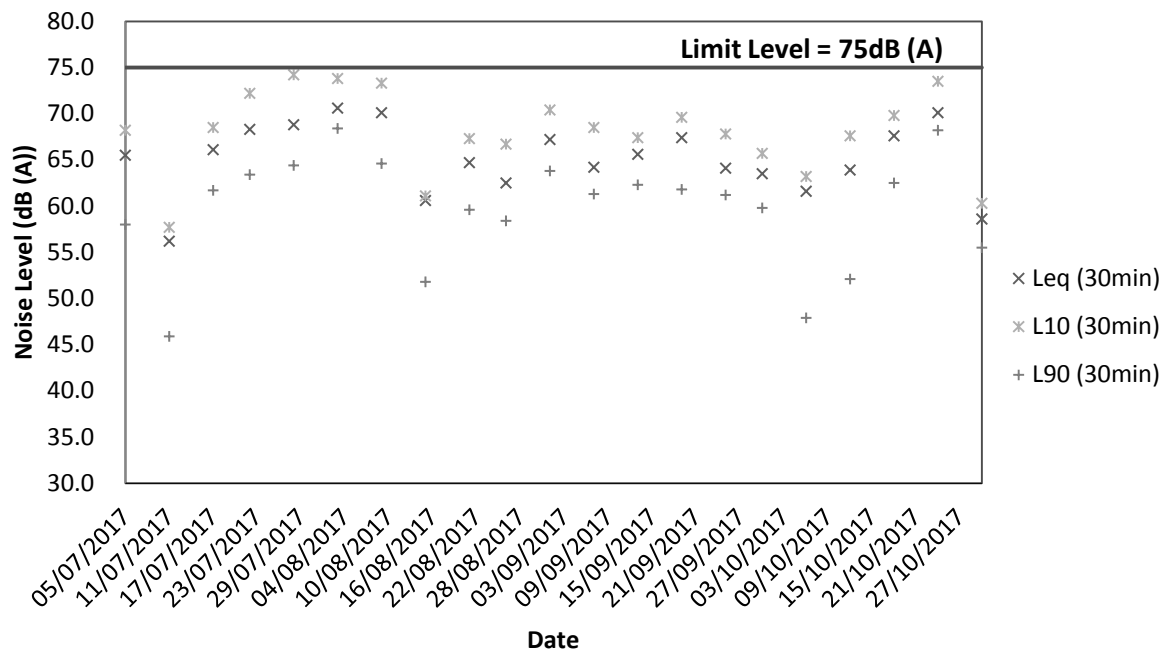
Date	Weather	Temperature (°C)	Start Time (hh:mm)	End Time (hh:mm)	Noise Level at NSR2a, dB (A)			Wind Speed (m/s)
					Leq (30min)	L10 (30min)	L90 (30min)	
06/10/17	Cloudy	27	08:06	08:36	63.9	66.6	54.3	0.6
12/10/17	Fine	28	08:34	09:04	67.7	70.8	57.1	0.7
18/10/17	Fine	29	10:30	11:00	64.6	67.9	60.4	0.2
24/10/17	Fine	27	13:30	14:00	69.4	72.9	67.3	0.2
30/10/17	Fine	25	08:50	09:20	65.6	69.5	57.8	0.4
Min					63.9	66.6	54.3	
Max					69.4	72.9	67.3	
Logarithmic Average for normal weekdays					66.7	70.1	62.0	

(\*) : 3dB(A) correction was added to the results during the free-field noise measurements

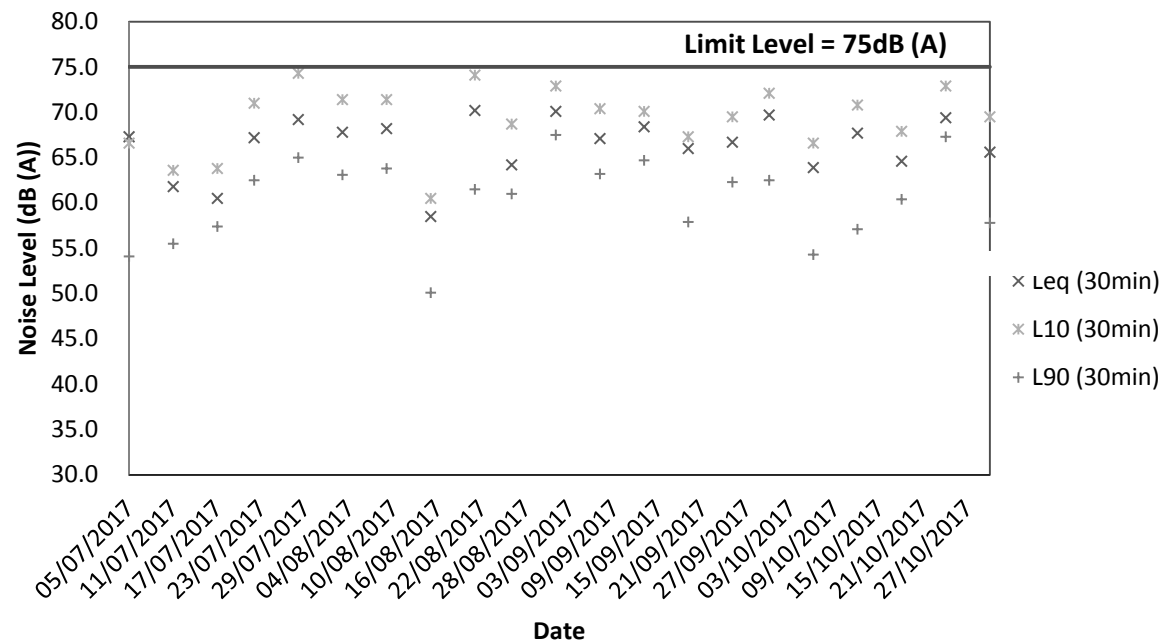
## **Appendix E3**

### **Graphical Plots of Impact Noise Monitoring Data**

## Noise Level at NSR1a



## Noise Level at NSR2a



## **Appendix F1**

### **Calibration Certificates for Impact Water Quality Monitoring Equipments**



## Performance Check of Turbidity Meter

Equipment Ref. No. : ET/0505/014 Manufacturer : HACH

Model No. : 2100Q Serial No. : 13110C029448

Date of Calibration : 21/08/2017 Due Date : 20/11/2017

Theoretical Value of Turbidity Standard (NTU)	Measured Value (NTU)	Difference % *
20	19.7	-1.5
100	98	-2.0
800	803	0.4

(\*) Difference = (Measured Value – Theoretical Value) / Theoretical Value x 100

Acceptance Criteria

Difference : -5 % to 5 %

The turbidity meter complies \* / ~~does not comply~~ \* with the specified requirements and is deemed acceptable \* / ~~unacceptable~~ \* for use. Measurements are traceable to national standards.

Prepared by : 12/6

Checked by : [Signature]



## Internal Calibration Report of Dissolved Oxygen Meter

Equipment Ref. No. : <u>ET/EW/008/008</u>	Manufacturer : <u>YSI</u>
Model No. : <u>Pro 2030</u>	Serial No. : <u>14M101489</u>
Date of Calibration : <u>17/07/2017</u>	Calibration Due Date : <u>16/10/2017</u>

### Temperature Verification

Ref. No. of Reference Thermometer : ET/0521/019

Ref. No. of Water Bath : ---

Temperature (°C)				
Reference Thermometer reading	Measured	20.3	Corrected	19.8
DO Meter reading	Measured	19.6	Difference	0.2

### Standardization of sodium thiosulphate ( $\text{Na}_2\text{S}_2\text{O}_3$ ) solution

Reagent No. of $\text{Na}_2\text{S}_2\text{O}_3$ titrant	CPE/012/4.5/001/16	Reagent No. of 0.025N $\text{K}_2\text{Cr}_2\text{O}_7$	CPE/012/4.4/002/20
		Trial 1	Trial 2
Initial Vol. of $\text{Na}_2\text{S}_2\text{O}_3$ (ml)		0.00	10.45
Final Vol. of $\text{Na}_2\text{S}_2\text{O}_3$ (ml)		10.45	20.90
Vol. of $\text{Na}_2\text{S}_2\text{O}_3$ used (ml)		10.45	10.45
Normality of $\text{Na}_2\text{S}_2\text{O}_3$ solution (N)		0.02392	0.02392
Average Normality (N) of $\text{Na}_2\text{S}_2\text{O}_3$ solution (N)		0.02392	
Acceptance criteria, Deviation		Less than $\pm 0.001\text{N}$	

Calculation: Normality of  $\text{Na}_2\text{S}_2\text{O}_3$ ,  $\text{N} = 0.25 / \text{ml } \text{Na}_2\text{S}_2\text{O}_3 \text{ used}$

### Linearity Checking

#### Determination of dissolved oxygen content by Winkler Titration \*

Purging Time (min)	2		5		10	
Trial	1	2	1	2	1	2
Initial Vol. of $\text{Na}_2\text{S}_2\text{O}_3$ (ml)	0.00	11.40	22.80	0.00	6.50	10.50
Final Vol. of $\text{Na}_2\text{S}_2\text{O}_3$ (ml)	11.40	22.80	29.40	6.50	10.50	14.50
Vol. (V) of $\text{Na}_2\text{S}_2\text{O}_3$ used (ml)	11.40	11.40	6.60	6.50	4.00	4.00
Dissolved Oxygen (DO), mg/L	7.32	7.32	4.24	4.17	2.57	2.57
Acceptance criteria, Deviation	Less than + 0.3mg/L		Less than + 0.3mg/L		Less than + 0.3mg/L	

Calculation:  $\text{DO (mg/L)} = \text{V} \times \text{N} \times 8000/298$

Purging time, min	DO meter reading, mg/L			Winkler Titration result *, mg/L			Difference (%) of DO Content
	1	2	Average	1	2	Average	
2	7.19	7.18	7.19	7.32	7.32	7.32	1.79
5	4.23	4.21	4.22	4.24	4.17	4.21	0.24
10	2.55	2.59	2.57	2.57	2.57	2.57	0.00
Linear regression coefficient				0.9998			



## Internal Calibration Report of Dissolved Oxygen Meter

### Zero Point Checking

DO meter reading, mg/L	0.00
------------------------	------

### Salinity Checking

Reagent No. of NaCl (10ppt)	CPE/012/4.7/004/7	Reagent No. of NaCl (30ppt)	CPE/012/4.8/004/7
-----------------------------	-------------------	-----------------------------	-------------------

### Determination of dissolved oxygen content by Winkler Titration \*\*

Salinity (ppt)	10		30	
Trial	1	2	1	2
Initial Vol. of Na <sub>2</sub> S <sub>2</sub> O <sub>3</sub> (ml)	0.00	11.40	22.70	32.60
Final Vol. of Na <sub>2</sub> S <sub>2</sub> O <sub>3</sub> (ml)	11.40	22.70	32.60	42.60
Vol. (V) of Na <sub>2</sub> S <sub>2</sub> O <sub>3</sub> used (ml)	11.40	11.30	9.90	10.00
Dissolved Oxygen (DO), mg/L	7.32	7.26	6.36	6.42
Acceptance criteria, Deviation	Less than + 0.3mg/L		Less than + 0.3mg/L	

Calculation:  $DO (mg/L) = V \times N \times 8000/298$

Salinity (ppt)	DO meter reading, mg/L			Winkler Titration result**, mg/L			Difference (%) of DO Content
	1	2	Average	1	2	Average	
10	7.32	7.29	7.31	7.32	7.26	7.29	0.27
30	6.28	6.31	6.3	6.36	6.42	6.39	1.42

### Acceptance Criteria

- (1) Difference between temperature readings from temperature sensor of DO probe and reference thermometer : < 0.5 °C
- (2) Linear regression coefficient : >0.99
- (3) Zero checking: 0.0mg/L
- (4) Difference (%) of DO content from the meter reading and by winkler titration : within ± 5%

The equipment complies <sup>#</sup> / ~~does not comply~~ <sup>#</sup> with the specified requirements and is deemed acceptable <sup>#</sup> / unacceptable <sup>#</sup> for use.

<sup>#</sup> Delete as appropriate

Calibrated by

:

Approved by :



## Internal Calibration Report of Dissolved Oxygen Meter

Equipment Ref. No. :	ET/EW/008/009	Manufacturer :	YSI
Model No. :	Pro 2030	Serial No. :	16LL100372
Date of Calibration :	14/10/2017	Calibration Due Date :	13/01/2018

### Temperature Verification

Ref. No. of Reference Thermometer : ET/0521/023

Ref. No. of Water Bath : ---

		Temperature (°C)		
Reference Thermometer reading	Measured	19.7	Corrected	20.0
DO Meter reading	Measured	19.9	Difference	0.1

### Standardization of sodium thiosulphate ( $\text{Na}_2\text{S}_2\text{O}_3$ ) solution

Reagent No. of $\text{Na}_2\text{S}_2\text{O}_3$ titrant	CPE/012/4.5/001/17	Reagent No. of 0.025N $\text{K}_2\text{Cr}_2\text{O}_7$	CPE/012/4.4/002/22
		Trial 1	Trial 2
Initial Vol. of $\text{Na}_2\text{S}_2\text{O}_3$ (ml)		0.00	10.15
Final Vol. of $\text{Na}_2\text{S}_2\text{O}_3$ (ml)		10.15	20.25
Vol. of $\text{Na}_2\text{S}_2\text{O}_3$ used (ml)		10.15	10.10
Normality of $\text{Na}_2\text{S}_2\text{O}_3$ solution (N)		0.02463	0.02475
Average Normality (N) of $\text{Na}_2\text{S}_2\text{O}_3$ solution (N)		0.02469	
Acceptance criteria, Deviation		Less than $\pm 0.001\text{N}$	

Calculation: Normality of  $\text{Na}_2\text{S}_2\text{O}_3$ ,  $N = 0.25 / \text{ml } \text{Na}_2\text{S}_2\text{O}_3 \text{ used}$

### Linearity Checking

#### Determination of dissolved oxygen content by Winkler Titration \*

Purging Time (min)	2		5		10	
Trial	1	2	1	2	1	2
Initial Vol. of $\text{Na}_2\text{S}_2\text{O}_3$ (ml)	0.00	10.90	21.90	0.00	6.20	10.30
Final Vol. of $\text{Na}_2\text{S}_2\text{O}_3$ (ml)	10.90	21.90	27.90	6.20	10.30	14.50
Vol. (V) of $\text{Na}_2\text{S}_2\text{O}_3$ used (ml)	10.90	11.00	6.00	6.20	4.10	4.20
Dissolved Oxygen (DO), mg/L	7.22	7.29	3.98	4.11	2.72	2.78
Acceptance criteria, Deviation	Less than + 0.3mg/L		Less than + 0.3mg/L		Less than + 0.3mg/L	

Calculation:  $\text{DO (mg/L)} = V \times N \times 8000/298$

Purging time, min	DO meter reading, mg/L			Winkler Titration result *, mg/L			Difference (%) of DO Content
	1	2	Average	1	2	Average	
2	7.30	7.29	7.30	7.22	7.29	7.26	0.55
5	4.21	4.24	4.23	3.98	4.11	4.05	4.35
10	2.65	2.65	2.65	2.72	2.78	2.75	3.70
Linear regression coefficient				0.9968			



## Internal Calibration Report of Dissolved Oxygen Meter

### Zero Point Checking

DO meter reading, mg/L	0.00
------------------------	------

### Salinity Checking

Reagent No. of NaCl (10ppt)	CPE/012/4.7/004/11	Reagent No. of NaCl (30ppt)	CPE/012/4.8/004/11
-----------------------------	--------------------	-----------------------------	--------------------

### Determination of dissolved oxygen content by Winkler Titration \*\*

Salinity (ppt)	10		30	
Trial	1	2	1	2
Initial Vol. of Na <sub>2</sub> S <sub>2</sub> O <sub>3</sub> (ml)	0.00	10.60	21.30	30.50
Final Vol. of Na <sub>2</sub> S <sub>2</sub> O <sub>3</sub> (ml)	10.60	21.30	30.50	39.60
Vol. (V) of Na <sub>2</sub> S <sub>2</sub> O <sub>3</sub> used (ml)	10.60	10.70	9.20	9.10
Dissolved Oxygen (DO), mg/L	7.03	7.09	6.10	6.03
Acceptance criteria, Deviation	Less than + 0.3mg/L		Less than + 0.3mg/L	

Calculation: DO (mg/L) = V x N x 8000/298

Salinity (ppt)	DO meter reading, mg/L			Winkler Titration result**, mg/L			Difference (%) of DO Content
	1	2	Average	1	2	Average	
10	7.08	7.11	7.1	7.03	7.09	7.06	0.56
30	6.12	6.08	6.1	6.10	6.03	6.07	0.49

### Acceptance Criteria

- (1) Difference between temperature readings from temperature sensor of DO probe and reference thermometer : < 0.5 °C
- (2) Linear regression coefficient : >0.99
- (3) Zero checking: 0.0mg/L
- (4) Difference (%) of DO content from the meter reading and by winkler titration : within ± 5%

The equipment complies <sup>#</sup> / ~~does not comply~~ <sup>#</sup> with the specified requirements and is deemed acceptable <sup>#</sup> / unacceptable <sup>#</sup> for use.

<sup>#</sup> Delete as appropriate

Calibrated by

:

Approved by :

## **Appendix F2**

### **Impact Water Quality Monitoring Results**

## Impact Water Quality Monitoring

### Monitoring Station: R1b

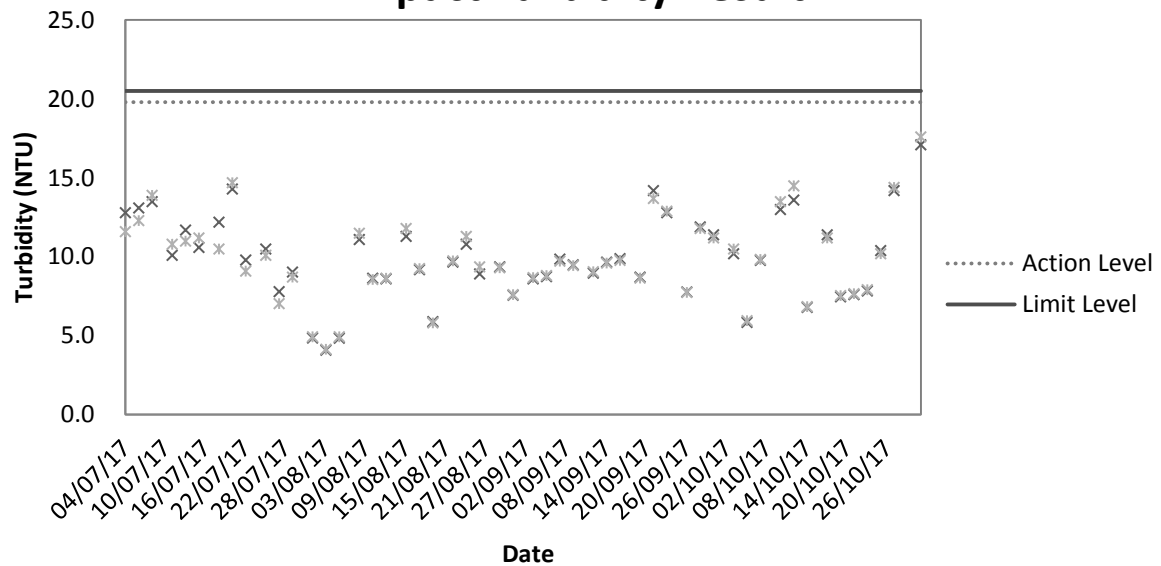
Date	Sampling Duration	Weather Condition	Sampling Level	Turbidity (NTU)			Dissolved Oxygen (DO) (mg/L)			Suspended Solid (SS) (mg/L)		
				1	2	Ave.	1	2	Ave.	1	2	Ave.
03/10/17	15:25-15:40	Fine	Mid-Depth	10.2	10.5	10.4	2.17	2.12	2.15	1.7	1.8	1.8
05/10/17	09:00-09:30	Fine	Mid-Depth	5.9	6.0	5.9	2.12	2.19	2.16	2.6	2.7	2.7
07/10/17	16:00-16:15	Fine	Mid-Depth	9.8	9.8	9.8	2.09	2.13	2.11	7.7	8.3	8.0
10/10/17	13:25-13:40	Fine	Mid-Depth	13.0	13.5	13.3	2.29	2.34	2.32	5.1	5.7	5.4
12/10/17	10:15-10:30	Fine	Mid-Depth	13.6	14.5	14.1	2.09	2.16	2.13	4.2	4.9	4.6
14/10/17	12:20-12:30	Cloudy	Mid-Depth	6.8	6.9	6.8	2.92	2.95	2.94	3.5	3.8	3.7
17/10/17	12:30-12:35	Cloudy	Mid-Depth	11.4	11.2	11.3	2.40	2.37	2.39	2.9	2.0	2.4
19/10/17	12:20-12:35	Fine	Mid-Depth	7.5	7.6	7.5	2.09	2.14	2.12	7.0	9.6	8.3
21/10/17	11:15-11:30	Fine	Mid-Depth	7.6	7.7	7.6	2.17	2.22	2.20	3.0	3.6	3.3
23/10/17	15:28-15:40	Fine	Mid-Depth	7.8	7.9	7.9	2.47	2.41	2.44	3.1	5.4	4.3
25/10/17	09:20-09:30	Fine	Mid-Depth	10.4	10.2	10.3	2.24	2.28	2.26	3.5	2.0	2.8
27/10/17	12:00-12:22	Fine	Mid-Depth	14.2	14.4	14.3	2.26	2.29	2.28	4.8	4.9	4.9
31/10/17	12:25-12:40	Fine	Mid-Depth	17.1	17.6	17.4	2.02	2.08	2.05	8.6	8.9	8.8
				Min		5.9	Min		2.02	Min		1.7
				Max		17.6	Max		2.95	Max		9.6
				Average		10.5	Average		2.27	Average		4.7

## **Appendix F3**

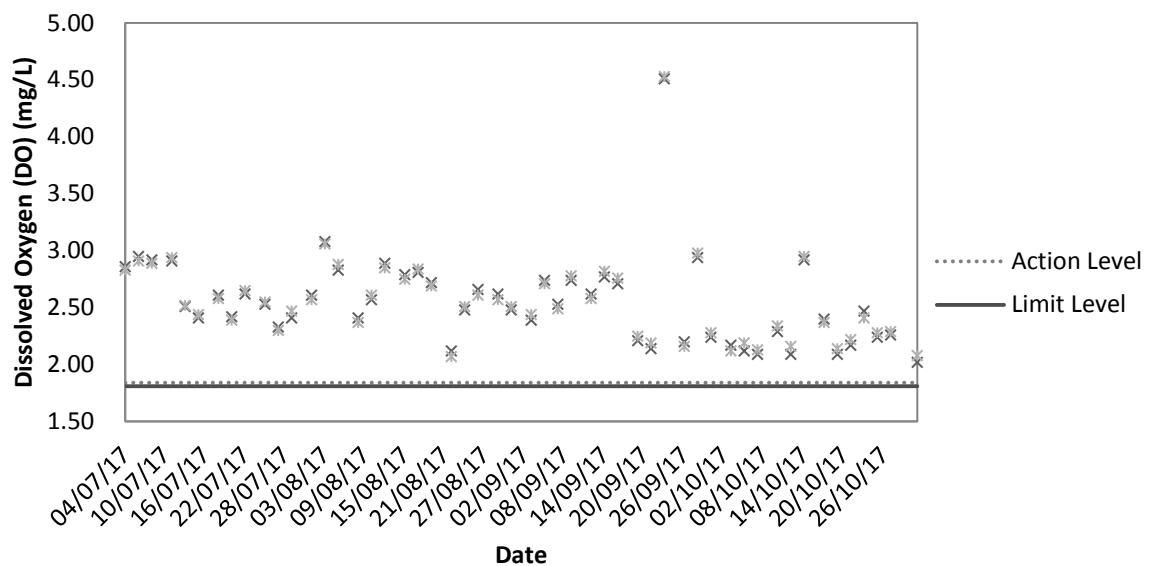
### **Graphical Plots of Impact Water Quality Monitoring Data**



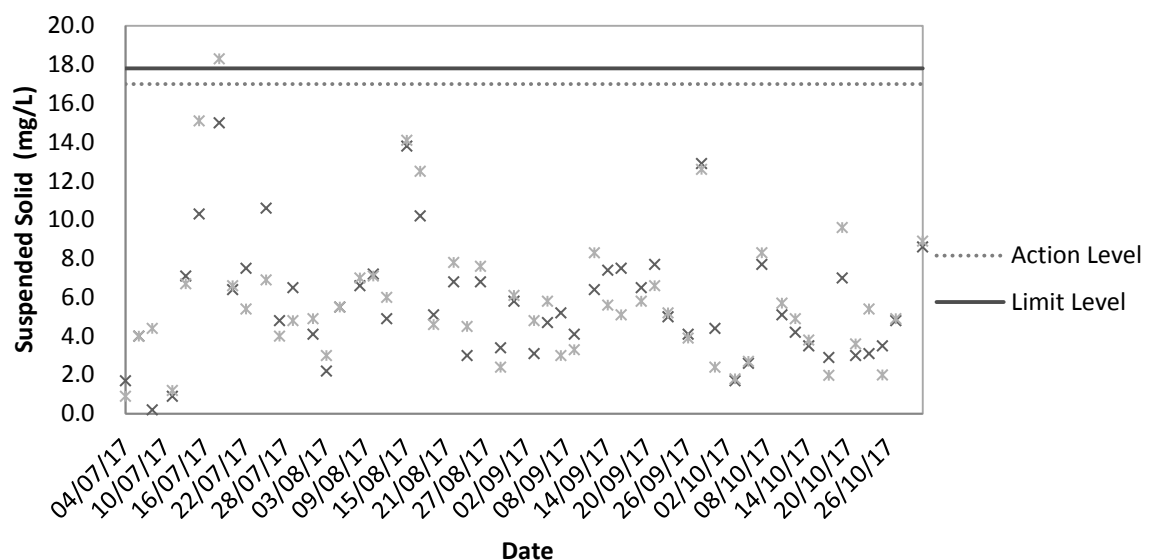
## Impact Turbidity Result



## Impact Dissolved Oxygen (DO) Result



## Impact Suspended Solid (SS) Result



## **Appendix G**

### **Weather Condition**

## Daily Extract of Meteorological Observations, October 2017 – Wetland Park

Day	Mean Pressure (hPa)	Air Temperature			Mean Dew Point (deg. C)	Mean Relative Humidity (%)	Total Rainfall (mm)	Prevailing Wind Direction (degrees)	Mean Wind Speed (km/h)
		Absolute Daily Max (deg. C)	Mean (deg. C)	Absolute Daily Min (deg. C)					
01	1011.5	33.2	28.4	26.4	26.0	87	4.0	090	5.6
02	1010.9	33.7	28.7	25.4	26.1	86	1.0	080	5.1
03	1012.0	34.7	29.2	26.4	25.9	84	0.0	060	4.7
04	1013.8	32.0	28.0	26.3	25.9	89	5.0	080	5.8
05	1013.0	33.2	28.2	25.2	24.7	82	0.0	070	5.5
06	1012.8	33.7	28.5	26.1	24.9	82	0.0	080	6.4
07	1012.8	33.8	28.6	25.6	24.8	81	0.0	090	7.3
08	1011.6	34.3	28.5	25.6	24.6	81	0.0	090	6.1
09	1010.0	35.2	29.2	26.3	23.9#	76#	0.0	090	8.5
10	1010.6	34.3	29.7	26.4	***	***	0.0	090	7.4
11	1010.9	35.1	29.9	26.9	24.9#	72#	0.0	090	6.5
12	1009.9	34.6	29.4	25.8	22.8	70	0.0	350	5.9
13	1008.4	31.3	26.7	23.5	18.3	60	0.0	010	9.8
14	1005.4	26.7	24.0	21.7	17.6	68	0.0	360	8.9
15	1001.7	22.5	20.9	19.7	19.2	90	46.5	360	11.3
16	1008.2	26.9	24.2	22.0	23.4	95	23.0	050	3.2
17	1012.7	27.3	23.9	21.3	21.5	87	27.5	060	7.6
18	1013.3	30.3	25.8	23.0	20.1	71	0.0	030	6.0
19	1012.5	27.7	24.6	22.6	18.7	70	0.0	030	6.0
20	1012.6	29.2	24.0	21.6	17.2	66	0.0	360	6.7
21	1012.4	28.0	23.4	20.7	15.3	60	0.0	360	6.9
22	1012.7	27.6	22.3	18.7	13.6	59	0.0	030	6.8
23	1015.7	28.8	22.6	17.9	15.1	65	0.0	060	4.2
24	1018.5	29.8	23.0	19.0	16.7	71	0.0	070	2.7
25	1018.6	29.4	23.4	19.6	18.0	74	0.0	070	3.1
26	1016.3	30.4	23.7	19.3	18.1	75	0.0	060	3.2
27	1014.0	30.4	23.6	18.7	16.6	70	0.0	060	2.8
28	1014.9	29.6	23.2	19.1	16.2	68	0.0	070	3.0
29	1018.3	27.7	23.2	19.0	13.2	54	0.0	040	7.5
30	1021.2	26.0	22.1	19.4	11.1	51	0.0	040	8.5
31	1019.8	26.7	20.9	17.1	11.9	59	0.0	060	5.8

\*\*\* unavailable

# data incomplete

Rainfall measured in increment of 0.5 mm. Amount of < 0.5 mm cannot be detected

## **Appendix H**

### **Environmental Site Inspection Checklist**



### Environmental Site Inspection Checklist – San Wai

Inspection Date: 06 October 2017 Inspected By: Ivy Lo  
 Time: 14:00 Weather Condition: Fine  
 Participants: Teddy Yuen, T.Y. Lau, Man Guanghua, Cherry Ye

1	Permits/Licenses	N/A	Yes	No	Remarks
1.1	Are Environmental Permit, license/ other permit displayed at major site exit and vehicle access?	<input type="checkbox"/>	<input checked="" type="checkbox"/>	<input type="checkbox"/>	
1.2	Are Construction Noise Permits available for inspection?	<input type="checkbox"/>	<input checked="" type="checkbox"/>	<input type="checkbox"/>	
1.3	Is wastewater discharge license available for inspection?	<input type="checkbox"/>	<input checked="" type="checkbox"/>	<input type="checkbox"/>	
1.4	Are trip tickets for chemical waste and construction waste disposal available for inspection?	<input type="checkbox"/>	<input checked="" type="checkbox"/>	<input type="checkbox"/>	
1.5	Are relevant license/permits for disposal of construction waste or excavated materials available for inspection?	<input type="checkbox"/>	<input checked="" type="checkbox"/>	<input type="checkbox"/>	
2	Air Quality	N/A	Yes	No	Remarks
2.1	Is open burning avoided?	<input type="checkbox"/>	<input checked="" type="checkbox"/>	<input type="checkbox"/>	
2.2	Are speed controlled at 10 km/h on unpaved site areas?	<input type="checkbox"/>	<input checked="" type="checkbox"/>	<input type="checkbox"/>	
2.3	Are plant and equipment well maintained (i.e. without black smoke from powered plant)?	<input type="checkbox"/>	<input checked="" type="checkbox"/>	<input type="checkbox"/>	
2.4	Observed dust source(s): <input type="checkbox"/> Wind erosion <input type="checkbox"/> Vehicle/ Equipment Movements <input type="checkbox"/> Loading/ unloading of materials <input checked="" type="checkbox"/> Others: <u>not observed</u>				
2.5	Are the work sites wetted with water twice a day?	<input type="checkbox"/>	<input checked="" type="checkbox"/>	<input type="checkbox"/>	
2.6	After removal of boulders, poles, pillars or temporary or permanent structures, are the entire surface sprayed with water or a dust suppression chemical immediately?	<input type="checkbox"/>	<input checked="" type="checkbox"/>	<input type="checkbox"/>	
2.7	Is the area involved demolished items covered entirely by impervious sheeting or placed in an area sheltered on the top and the 3 sides within a day of demolition?	<input type="checkbox"/>	<input checked="" type="checkbox"/>	<input type="checkbox"/>	
2.8	Are wheel washing facilities with high pressure water jet provided at all site exits if practicable?	<input type="checkbox"/>	<input checked="" type="checkbox"/>	<input type="checkbox"/>	
2.9	Are the areas of washing facilities and the road section between the washing facilities and the exit point paved with concrete, bituminous materials or hardcore?	<input type="checkbox"/>	<input checked="" type="checkbox"/>	<input type="checkbox"/>	
2.10	Are hoarding $\geq$ 2.4m tall provided beside roads or area with public access?	<input type="checkbox"/>	<input checked="" type="checkbox"/>	<input type="checkbox"/>	
2.11	Are main haul road paved with concrete, bituminous materials, hardcore or metal plates, and kept clear of dusty materials; or sprayed with water or a dust suppression chemical?	<input type="checkbox"/>	<input checked="" type="checkbox"/>	<input type="checkbox"/>	
2.12	Are construction site that is within 30m of a discernible or designated vehicle entrance or exit kept clear of dusty materials?	<input type="checkbox"/>	<input checked="" type="checkbox"/>	<input type="checkbox"/>	
2.13	Are all vehicles and plant cleaned before they leave the construction site?	<input type="checkbox"/>	<input checked="" type="checkbox"/>	<input type="checkbox"/>	
2.14	Are loaded dump trucks covered by impervious sheeting appropriately	<input type="checkbox"/>	<input checked="" type="checkbox"/>	<input type="checkbox"/>	



	before leaving the site?				
2.15	Are working areas of any excavation or earth moving operation sprayed with water or a dusty suppression chemical immediately?	<input type="checkbox"/>	<input checked="" type="checkbox"/>	<input type="checkbox"/>	
2.16	Is exposed earth properly treated by compaction, turfing, hydroseeding, vegetation planting or sealing with latex, vinyl, bitumen, concrete or other suitable surface stabilizer within 6 months after the last construction activity?	<input checked="" type="checkbox"/>	<input type="checkbox"/>	<input type="checkbox"/>	
2.17	Are stockpile of dusty material covered entirely by impervious sheeting; placed in an area sheltered on the top and the 3 sides; or sprayed with water or dust suppression chemical?	<input checked="" type="checkbox"/>	<input type="checkbox"/>	<input type="checkbox"/>	
2.18	Are unpaved areas / designated roads watered regularly to avoid dust generation?	<input type="checkbox"/>	<input checked="" type="checkbox"/>	<input type="checkbox"/>	
2.19	Are dusty materials covered entirely by impervious sheeting or sprayed with water?	<input checked="" type="checkbox"/>	<input type="checkbox"/>	<input type="checkbox"/>	
2.20	Is every stock of more than 20 bags of cement or dry pulverized fuel ash (PFA) covered entirely by impervious sheeting or placed in an area sheltered on the top and 3 sides?	<input checked="" type="checkbox"/>	<input type="checkbox"/>	<input type="checkbox"/>	
2.21	Are the approval or exempted NRMM labels painted or securely fixed on site machines or vehicles and displayed at a conspicuous position according to the Air Pollution Control (Non-road Mobile Machinery) (Emission) Regulation?	<input type="checkbox"/>	<input checked="" type="checkbox"/>	<input type="checkbox"/>	

3	Noise	N/A	Yes	No	Remarks
3.1	Are idle plant/equipments turned off or throttled down?	<input type="checkbox"/>	<input checked="" type="checkbox"/>	<input type="checkbox"/>	
3.2	Are silenced equipments or quiet plants utilized?				
3.3	Are the silencers or mufflers properly fitted on construction equipments and maintained regularly?	<input type="checkbox"/>	<input checked="" type="checkbox"/>	<input type="checkbox"/>	
3.4	Is temporary hoarding installed located on the site boundaries between noisy construction activities and NSRs?	<input checked="" type="checkbox"/>	<input type="checkbox"/>	<input type="checkbox"/>	
3.5	Are noise barriers (typically density @14kg/m <sup>2</sup> ) acoustic mat or full enclosure close to noise plants including air compressor, generators and saw etc. provided to protect NSRs?	<input checked="" type="checkbox"/>	<input type="checkbox"/>	<input type="checkbox"/>	
3.6	Do air compressors have valid noise labels?	<input checked="" type="checkbox"/>	<input type="checkbox"/>	<input type="checkbox"/>	
3.7	Are compressor operated with doors closed?	<input checked="" type="checkbox"/>	<input type="checkbox"/>	<input type="checkbox"/>	
3.8	QPME used with valid noise labels?	<input checked="" type="checkbox"/>	<input type="checkbox"/>	<input type="checkbox"/>	
3.9	Are construction activities planned so that parallel operation of several sets of equipment close to a given receiver is avoided?	<input checked="" type="checkbox"/>	<input type="checkbox"/>	<input type="checkbox"/>	
3.10	Major noise source(s): <input type="checkbox"/> Traffic <input type="checkbox"/> Construction activities inside of site <input type="checkbox"/> Construction activities outside of site <input type="checkbox"/> Others:				

4	Water Quality	N/A	Yes	No	Remarks
	<u>Construction Activities</u>				
4.1	Before a rainstorm, are exposed stockpiles covered with tarpaulin or impervious sheets?	<input checked="" type="checkbox"/>	<input type="checkbox"/>	<input type="checkbox"/>	
4.2	Are stockpiles of materials placed in the locations away from the drainage channel?	<input checked="" type="checkbox"/>	<input type="checkbox"/>	<input type="checkbox"/>	



4.3	Are site drainage systems and treatment facilities provided to minimize the water pollution?	<input type="checkbox"/>	<input checked="" type="checkbox"/>	<input type="checkbox"/>	
4.4	Is the treated effluent quality met the requirements specified in the discharge license?	<input type="checkbox"/>	<input checked="" type="checkbox"/>	<input type="checkbox"/>	
4.5	Is the sewage generated from toilets collected using a temporary storage system?	<input checked="" type="checkbox"/>	<input type="checkbox"/>	<input type="checkbox"/>	
4.6	Are sewage effluent and discharges from on-site kitchen facilities directed to public foul sewers or collected in a temporary storage tank if connection to public foul sewers is not feasible?	<input checked="" type="checkbox"/>	<input type="checkbox"/>	<input type="checkbox"/>	
4.7	Is a licensed waste collector employed to clean the chemical toilets and temporary storage tank on a regular basis?	<input type="checkbox"/>	<input checked="" type="checkbox"/>	<input type="checkbox"/>	
4.8	Is the storm drainage directed to storm drains via adequately designed sand/ silt removal facilities e.g. sand traps, silt traps and sediment basins?	<input type="checkbox"/>	<input checked="" type="checkbox"/>	<input type="checkbox"/>	
4.9	Are measures taken to prevent the washout of construction materials, soil, silt or debris into any drainage system?	<input checked="" type="checkbox"/>	<input type="checkbox"/>	<input type="checkbox"/>	
4.10	Are manholes adequately covered and temporarily sealed so as to prevent silt, construction materials or debris from getting into the drainage system, and prevent storm run-off getting into foul sewers?	<input checked="" type="checkbox"/>	<input type="checkbox"/>	<input type="checkbox"/>	
4.11	Is a wheel washing bay provided at every site exit?	<input type="checkbox"/>	<input checked="" type="checkbox"/>	<input type="checkbox"/>	
4.12	Is the wheel wash overflow directed to silt removal facilities before being discharged to the storm drain?	<input type="checkbox"/>	<input checked="" type="checkbox"/>	<input type="checkbox"/>	
4.13	Is the section of construction road between the wheel washing bay and the public road surfaced with crushed stone or coarse gravel?	<input type="checkbox"/>	<input checked="" type="checkbox"/>	<input type="checkbox"/>	
4.14	Does the surface runoff from bunded areas pass through oil/grease traps prior to discharge to the storm water system?	<input checked="" type="checkbox"/>	<input type="checkbox"/>	<input type="checkbox"/>	
4.15	Are sedimentation tanks or package treatment systems provided to treat the large amount of sediment-laden wastewater generated from wheel washing, site runoff and construction works?	<input type="checkbox"/>	<input checked="" type="checkbox"/>	<input type="checkbox"/>	

<b>5</b>	<b>Waste / Chemical Management</b>	<b>N/A</b>	<b>Yes</b>	<b>No</b>	<b>Remarks</b>
	<u><b>General Waste</b></u>				
5.1	Are sufficient waste disposal points provided?	<input type="checkbox"/>	<input checked="" type="checkbox"/>	<input type="checkbox"/>	
5.2	Is waste disposed regularly?	<input type="checkbox"/>	<input checked="" type="checkbox"/>	<input type="checkbox"/>	
5.3	Is the general waste generated on-site stored in enclosed bins or compaction units separately from the construction and chemical wastes?	<input type="checkbox"/>	<input checked="" type="checkbox"/>	<input type="checkbox"/>	
5.4	Are separated labeled containers/ areas provided for facilitating recycling and waste segregation?	<input type="checkbox"/>	<input checked="" type="checkbox"/>	<input type="checkbox"/>	
	<u><b>Construction Waste</b></u>				
5.5	Are the temporary stockpiles maintained regularly?	<input type="checkbox"/>	<input checked="" type="checkbox"/>	<input type="checkbox"/>	
5.6	Are the C&D materials sorted and recycled on-site?	<input type="checkbox"/>	<input checked="" type="checkbox"/>	<input type="checkbox"/>	
5.7	Are the public fill and C&D waste segregated and stored in different containers or skips to enhance reuse or recycling of materials and their proper disposal?	<input type="checkbox"/>	<input checked="" type="checkbox"/>	<input type="checkbox"/>	
5.8	Is the segregation and storage of C&D wastes undertaken in designated area?	<input type="checkbox"/>	<input checked="" type="checkbox"/>	<input type="checkbox"/>	



5.9	Are waste storage area properly cleaned and do not cause windblown litter and dust nuisance?	<input type="checkbox"/>	<input checked="" type="checkbox"/>	<input type="checkbox"/>	
5.10	Are surplus inert C&D materials only consist of earth, building debris and broken rock and concrete and free from marine mud, household refuse, plastic, metals, industrial and chemical waste, animal and vegetable matter, and other material considered unsuitable by the public filling supervisor?	<input checked="" type="checkbox"/>	<input type="checkbox"/>	<input type="checkbox"/>	
<b><u>Chemical / Fuel Storage Area</u></b>					
5.11	Are the fuel tanks and chemical storage areas provided with locks and sited on sealed areas?	<input checked="" type="checkbox"/>	<input type="checkbox"/>	<input type="checkbox"/>	
5.12	Are the storage areas labeled and separated (if needed)?	<input type="checkbox"/>	<input checked="" type="checkbox"/>	<input type="checkbox"/>	
5.13	Do the storage areas have adequate ventilation and be covered to prevent rainfall entering?	<input type="checkbox"/>	<input checked="" type="checkbox"/>	<input type="checkbox"/>	
5.14	Are the containers used for the storage of chemical wastes suitable for the substance that are holding, resist to corrosion, maintained in a good condition, and securely closed?	<input type="checkbox"/>	<input type="checkbox"/>	<input checked="" type="checkbox"/>	
5.15	Are proper measures to control oil spillage during maintenance or to control other chemicals spillage? (e.g. provide drip trays)	<input type="checkbox"/>	<input type="checkbox"/>	<input checked="" type="checkbox"/>	Item 2 Item 1
<b><u>Chemical Waste / Waste Oil</u></b>					
5.16	Is chemical waste or waste oil stored and labeled in English and Chinese properly in designated area?	<input type="checkbox"/>	<input checked="" type="checkbox"/>	<input type="checkbox"/>	
5.17	Are chemicals and waste oil collected and stored for recycling or proper disposal?	<input type="checkbox"/>	<input checked="" type="checkbox"/>	<input type="checkbox"/>	
<b><u>Records</u></b>					
5.18	Is a licensed waste hauler used for waste collection?	<input type="checkbox"/>	<input checked="" type="checkbox"/>	<input type="checkbox"/>	
5.19	Are the records of quantities of wastes generated, recycled and disposed properly kept?	<input type="checkbox"/>	<input checked="" type="checkbox"/>	<input type="checkbox"/>	
5.20	For the demolition material/ waste, is the number of loads for each day recorded as appropriate?	<input type="checkbox"/>	<input checked="" type="checkbox"/>	<input type="checkbox"/>	
<b>6</b>	<b>Landscape and Visual Impacts</b>	<b>N/A</b>	<b>Yes</b>	<b>No</b>	<b>Remarks</b>
6.1	Is the work site confined within site boundaries?	<input type="checkbox"/>	<input checked="" type="checkbox"/>	<input type="checkbox"/>	
6.2	Is damage to surrounding areas avoided?	<input type="checkbox"/>	<input checked="" type="checkbox"/>	<input type="checkbox"/>	
<b>7</b>	<b>Environmental Complaint</b>	<b>N/A</b>	<b>Yes</b>	<b>No</b>	<b>Remarks</b>
7.1	Number of Environmental Complaint received from dd/mm/yyyy to dd/mm/yyyy?	<input checked="" type="checkbox"/>	<input type="checkbox"/>	<input type="checkbox"/>	
<b>8</b>	<b>General Housekeeping</b>	<b>N/A</b>	<b>Yes</b>	<b>No</b>	<b>Remarks</b>
8.1	Are potential stagnant pools cleared and mosquito breeding prevented?	<input type="checkbox"/>	<input checked="" type="checkbox"/>	<input type="checkbox"/>	
8.2	Are the defined boundaries of working areas identified to prevent loss of vegetation?	<input type="checkbox"/>	<input checked="" type="checkbox"/>	<input type="checkbox"/>	
<b>9</b>	<b>Others</b>	<b>N/A</b>	<b>Yes</b>	<b>No</b>	<b>Remarks</b>
9.1	Are the portable toilets maintained in a state, which will not deter the workers from utilizing these portable toilets?	<input type="checkbox"/>	<input checked="" type="checkbox"/>	<input type="checkbox"/>	



Follow up actions for pervious Site Audit: N/A


Observations

1. Improper storage of chemical containers was observed.
2. Chemical container without bottle cap was observed.


Corrective Actions – Mitigation Measures Implemented or Proposed (if any):

1. The contractor should provide drip tray for chemical containers
2. The contractor should seal the chemical container with bottle cap.


Signature:  
ET's representative

  
Name: Ivy Lo  
Date: 6/10/2017


Signature:  
Contractor's representative

  
Name: Johnny So.  
Date: 6/10/2017



Signature:  
ET Leader

  
Name: C-L Kan  
Date: 7/10/2017

Signature:  
SO's representative

  
Name: C F Lam  
Date: 6/10/2017

### Summary of the Weekly Environmental Site Inspection

Item	Details of observations	Follow Up Action	Photo Ref.	Further Action Required (Yes/No)	Proposed Follow up Date
1	 Improper storage of chemical containers was observed.	To provide drip tray for chemical containers	171006_001	Yes	13/10/2017
2	 Chemical container without bottle cap was observed.	To seal the chemical container with bottle cap	171006_002	Yes	13/10/2017

**Environmental Site Inspection Checklist – San Wai**

Inspection Date:

13-10-17

Inspected By:

Frankie Tang

Time:

14:00

Weather Condition:

Fine

Participants:

Patrick, Terry Yuen, T. F. Chan, Johnny So, Cherry Ye

1	Permits/Licenses	N/A	Yes	No	Remarks
1.1	Are Environmental Permit, license/ other permit displayed at major site exit and vehicle access?	<input type="checkbox"/>	<input checked="" type="checkbox"/>	<input type="checkbox"/>	
1.2	Are Construction Noise Permits available for inspection?	<input type="checkbox"/>	<input checked="" type="checkbox"/>	<input type="checkbox"/>	
1.3	Is wastewater discharge license available for inspection?	<input type="checkbox"/>	<input checked="" type="checkbox"/>	<input type="checkbox"/>	
1.4	Are trip tickets for chemical waste and construction waste disposal available for inspection?	<input type="checkbox"/>	<input checked="" type="checkbox"/>	<input type="checkbox"/>	
1.5	Are relevant license/permits for disposal of construction waste or excavated materials available for inspection?	<input type="checkbox"/>	<input checked="" type="checkbox"/>	<input type="checkbox"/>	
2	Air Quality	N/A	Yes	No	Remarks
2.1	Is open burning avoided?	<input type="checkbox"/>	<input checked="" type="checkbox"/>	<input type="checkbox"/>	
2.2	Are speed controlled at 10 km/h on unpaved site areas?	<input type="checkbox"/>	<input checked="" type="checkbox"/>	<input type="checkbox"/>	
2.3	Are plant and equipment well maintained (i.e. without black smoke from powered plant)?	<input type="checkbox"/>	<input checked="" type="checkbox"/>	<input type="checkbox"/>	
2.4	Observed dust source(s): <input type="checkbox"/> Wind erosion <input type="checkbox"/> Vehicle/ Equipment Movements <input type="checkbox"/> Loading/ unloading of materials <input checked="" type="checkbox"/> Others: not observed				
2.5	Are the work sites wetted with water twice a day?	<input type="checkbox"/>	<input checked="" type="checkbox"/>	<input type="checkbox"/>	
2.6	After removal of boulders, poles, pillars or temporary or permanent structures, are the entire surface sprayed with water or a dust suppression chemical immediately?	<input type="checkbox"/>	<input checked="" type="checkbox"/>	<input type="checkbox"/>	
2.7	Is the area involved demolished items covered entirely by impervious sheeting or placed in an area sheltered on the top and the 3 sides within a day of demolition?	<input type="checkbox"/>	<input checked="" type="checkbox"/>	<input type="checkbox"/>	
2.8	Are wheel washing facilities with high pressure water jet provided at all site exits if practicable?	<input type="checkbox"/>	<input checked="" type="checkbox"/>	<input type="checkbox"/>	
2.9	Are the areas of washing facilities and the road section between the washing facilities and the exit point paved with concrete, bituminous materials or hardcores?	<input type="checkbox"/>	<input checked="" type="checkbox"/>	<input type="checkbox"/>	
2.10	Are hoarding $\geq 2.4$ m tall provided beside roads or area with public access?	<input type="checkbox"/>	<input checked="" type="checkbox"/>	<input type="checkbox"/>	
2.11	Are main haul road paved with concrete, bituminous materials, hardcores or metal plates, and kept clear of dusty materials; or sprayed with water or a dust suppression chemical?	<input type="checkbox"/>	<input checked="" type="checkbox"/>	<input type="checkbox"/>	
2.12	Are construction site that is within 30m of a discernible or designated vehicle entrance or exit kept clear of dusty materials?	<input type="checkbox"/>	<input checked="" type="checkbox"/>	<input type="checkbox"/>	
2.13	Are all vehicles and plant cleaned before they leave the construction site?	<input type="checkbox"/>	<input checked="" type="checkbox"/>	<input type="checkbox"/>	
2.14	Are loaded dump trucks covered by impervious sheeting appropriately	<input type="checkbox"/>	<input checked="" type="checkbox"/>	<input type="checkbox"/>	



	before leaving the site?				
2.15	Are working areas of any excavation or earth moving operation sprayed with water or a dusty suppression chemical immediately?	<input type="checkbox"/>	<input checked="" type="checkbox"/>	<input type="checkbox"/>	
2.16	Is exposed earth properly treated by compaction, turfing, hydroseeding, vegetation planting or sealing with latex, vinyl, bitumen, concrete or other suitable surface stabilizer within 6 months after the last construction activity?	<input checked="" type="checkbox"/>	<input type="checkbox"/>	<input type="checkbox"/>	
2.17	Are stockpile of dusty material covered entirely by impervious sheeting; placed in an area sheltered on the top and the 3 sides; or sprayed with water or dust suppression chemical?	<input checked="" type="checkbox"/>	<input type="checkbox"/>	<input type="checkbox"/>	
2.18	Are unpaved areas / designated roads watered regularly to avoid dust generation?	<input type="checkbox"/>	<input checked="" type="checkbox"/>	<input type="checkbox"/>	
2.19	Are dusty materials covered entirely by impervious sheeting or sprayed with water?	<input checked="" type="checkbox"/>	<input type="checkbox"/>	<input type="checkbox"/>	
2.20	Is every stock of more than 20 bags of cement or dry pulverized fuel ash (PFA) covered entirely by impervious sheeting or placed in an area sheltered on the top and 3 sides?	<input checked="" type="checkbox"/>	<input type="checkbox"/>	<input type="checkbox"/>	
2.21	Are the approval or exempted NRMM labels painted or securely fixed on site machines or vehicles and displayed at a conspicuous position according to the Air Pollution Control (Non-road Mobile Machinery) (Emission) Regulation?	<input type="checkbox"/>	<input checked="" type="checkbox"/>	<input type="checkbox"/>	

3	Noise	N/A	Yes	No	Remarks
3.1	Are idle plant/equipments turned off or throttled down?	<input type="checkbox"/>	<input checked="" type="checkbox"/>	<input type="checkbox"/>	
3.2	Are silenced equipments or quiet plants utilized?				
3.3	Are the silencers or mufflers properly fitted on construction equipments and maintained regularly?	<input type="checkbox"/>	<input checked="" type="checkbox"/>	<input type="checkbox"/>	
3.4	Is temporary hoarding installed located on the site boundaries between noisy construction activities and NSRs?	<input checked="" type="checkbox"/>	<input type="checkbox"/>	<input type="checkbox"/>	
3.5	Are noise barriers (typically density @14kg/m <sup>2</sup> ) acoustic mat or full enclosure close to noise plants including air compressor, generators and saw etc. provided to protect NSRs?	<input checked="" type="checkbox"/>	<input type="checkbox"/>	<input type="checkbox"/>	
3.6	Do air compressors have valid noise labels?	<input checked="" type="checkbox"/>	<input type="checkbox"/>	<input type="checkbox"/>	
3.7	Are compressor operated with doors closed?	<input checked="" type="checkbox"/>	<input type="checkbox"/>	<input type="checkbox"/>	
3.8	QPME used with valid noise labels?	<input checked="" type="checkbox"/>	<input type="checkbox"/>	<input type="checkbox"/>	
3.9	Are construction activities planned so that parallel operation of several sets of equipment close to a given receiver is avoided?	<input checked="" type="checkbox"/>	<input type="checkbox"/>	<input type="checkbox"/>	
3.10	Major noise source(s): <input checked="" type="checkbox"/> Traffic <input checked="" type="checkbox"/> Construction activities inside of site <input type="checkbox"/> Construction activities outside of site <input type="checkbox"/> Others:				

4	Water Quality	N/A	Yes	No	Remarks
	<u>Construction Activities</u>				
4.1	Before a rainstorm, are exposed stockpiles covered with tarpaulin or impervious sheets?	<input checked="" type="checkbox"/>	<input type="checkbox"/>	<input type="checkbox"/>	
4.2	Are stockpiles of materials placed in the locations away from the drainage channel?	<input checked="" type="checkbox"/>	<input type="checkbox"/>	<input type="checkbox"/>	



4.3	Are site drainage systems and treatment facilities provided to minimize the water pollution?	<input type="checkbox"/>	<input checked="" type="checkbox"/>	<input type="checkbox"/>	
4.4	Is the treated effluent quality met the requirements specified in the discharge license?	<input type="checkbox"/>	<input checked="" type="checkbox"/>	<input type="checkbox"/>	
4.5	Is the sewage generated from toilets collected using a temporary storage system?	<input checked="" type="checkbox"/>	<input type="checkbox"/>	<input type="checkbox"/>	
4.6	Are sewage effluent and discharges from on-site kitchen facilities directed to public foul sewers or collected in a temporary storage tank if connection to public foul sewers is not feasible?	<input checked="" type="checkbox"/>	<input type="checkbox"/>	<input type="checkbox"/>	
4.7	Is a licensed waste collector employed to clean the chemical toilets and temporary storage tank on a regular basis?	<input type="checkbox"/>	<input checked="" type="checkbox"/>	<input type="checkbox"/>	
4.8	Is the storm drainage directed to storm drains via adequately designed sand/ silt removal facilities e.g. sand traps, silt traps and sediment basins?	<input type="checkbox"/>	<input checked="" type="checkbox"/>	<input type="checkbox"/>	
4.9	Are measures taken to prevent the washout of construction materials, soil, silt or debris into any drainage system?	<input checked="" type="checkbox"/>	<input type="checkbox"/>	<input type="checkbox"/>	
4.10	Are manholes adequately covered and temporarily sealed so as to prevent silt, construction materials or debris from getting into the drainage system, and prevent storm run-off getting into foul sewers?	<input checked="" type="checkbox"/>	<input type="checkbox"/>	<input type="checkbox"/>	
4.11	Is a wheel washing bay provided at every site exit?	<input type="checkbox"/>	<input checked="" type="checkbox"/>	<input type="checkbox"/>	
4.12	Is the wheel wash overflow directed to silt removal facilities before being discharged to the storm drain?	<input type="checkbox"/>	<input checked="" type="checkbox"/>	<input type="checkbox"/>	
4.13	Is the section of construction road between the wheel washing bay and the public road surfaced with crushed stone or coarse gravel?	<input type="checkbox"/>	<input checked="" type="checkbox"/>	<input type="checkbox"/>	
4.14	Does the surface runoff from bunded areas pass through oil/grease traps prior to discharge to the storm water system?	<input checked="" type="checkbox"/>	<input type="checkbox"/>	<input type="checkbox"/>	
4.15	Are sedimentation tanks or package treatment systems provided to treat the large amount of sediment-laden wastewater generated from wheel washing, site runoff and construction works?	<input type="checkbox"/>	<input checked="" type="checkbox"/>	<input type="checkbox"/>	

<b>5</b>	<b>Waste / Chemical Management</b>	<b>N/A</b>	<b>Yes</b>	<b>No</b>	<b>Remarks</b>
	<u><b>General Waste</b></u>				
5.1	Are sufficient waste disposal points provided?	<input type="checkbox"/>	<input checked="" type="checkbox"/>	<input type="checkbox"/>	
5.2	Is waste disposed regularly?	<input type="checkbox"/>	<input checked="" type="checkbox"/>	<input type="checkbox"/>	
5.3	Is the general waste generated on-site stored in enclosed bins or compaction units separately from the construction and chemical wastes?	<input type="checkbox"/>	<input checked="" type="checkbox"/>	<input type="checkbox"/>	
5.4	Are separated labeled containers/ areas provided for facilitating recycling and waste segregation?	<input type="checkbox"/>	<input checked="" type="checkbox"/>	<input type="checkbox"/>	
	<u><b>Construction Waste</b></u>				
5.5	Are the temporary stockpiles maintained regularly?	<input type="checkbox"/>	<input checked="" type="checkbox"/>	<input type="checkbox"/>	
5.6	Are the C&D materials sorted and recycled on-site?	<input type="checkbox"/>	<input checked="" type="checkbox"/>	<input type="checkbox"/>	
5.7	Are the public fill and C&D waste segregated and stored in different containers or skips to enhance reuse or recycling of materials and their proper disposal?	<input type="checkbox"/>	<input checked="" type="checkbox"/>	<input type="checkbox"/>	
5.8	Is the segregation and storage of C&D wastes undertaken in designated area?	<input type="checkbox"/>	<input checked="" type="checkbox"/>	<input type="checkbox"/>	



5.9	Are waste storage area properly cleaned and do not cause windblown litter and dust nuisance?	<input type="checkbox"/>	<input checked="" type="checkbox"/>	<input type="checkbox"/>	
5.10	Are surplus inert C&D materials only consist of earth, building debris and broken rock and concrete and free from marine mud, household refuse, plastic, metals, industrial and chemical waste, animal and vegetable matter, and other material considered unsuitable by the public filling supervisor?	<input checked="" type="checkbox"/>	<input type="checkbox"/>	<input type="checkbox"/>	
<b><u>Chemical / Fuel Storage Area</u></b>					
5.11	Are the fuel tanks and chemical storage areas provided with locks and sited on sealed areas?	<input checked="" type="checkbox"/>	<input type="checkbox"/>	<input type="checkbox"/>	
5.12	Are the storage areas labeled and separated (if needed)?	<input type="checkbox"/>	<input checked="" type="checkbox"/>	<input type="checkbox"/>	
5.13	Do the storage areas have adequate ventilation and be covered to prevent rainfall entering?	<input type="checkbox"/>	<input checked="" type="checkbox"/>	<input type="checkbox"/>	
5.14	Are the containers used for the storage of chemical wastes suitable for the substance that are holding, resist to corrosion, maintained in a good condition, and securely closed?	<input type="checkbox"/>	<input checked="" type="checkbox"/>	<input type="checkbox"/>	
5.15	Are proper measures to control oil spillage during maintenance or to control other chemicals spillage? (e.g. provide drip trays)	<input type="checkbox"/>	<input checked="" type="checkbox"/>	<input type="checkbox"/>	
<b><u>Chemical Waste / Waste Oil</u></b>					
5.16	Is chemical waste or waste oil stored and labeled in English and Chinese properly in designated area?	<input type="checkbox"/>	<input checked="" type="checkbox"/>	<input type="checkbox"/>	
5.17	Are chemicals and waste oil collected and stored for recycling or proper disposal?	<input type="checkbox"/>	<input checked="" type="checkbox"/>	<input type="checkbox"/>	
<b><u>Records</u></b>					
5.18	Is a licensed waste hauler used for waste collection?	<input type="checkbox"/>	<input checked="" type="checkbox"/>	<input type="checkbox"/>	
5.19	Are the records of quantities of wastes generated, recycled and disposed properly kept?	<input type="checkbox"/>	<input checked="" type="checkbox"/>	<input type="checkbox"/>	
5.20	For the demolition material/ waste, is the number of loads for each day recorded as appropriate?	<input type="checkbox"/>	<input checked="" type="checkbox"/>	<input type="checkbox"/>	
<b>6</b>	<b>Landscape and Visual Impacts</b>	<b>N/A</b>	<b>Yes</b>	<b>No</b>	<b>Remarks</b>
6.1	Is the work site confined within site boundaries?	<input type="checkbox"/>	<input checked="" type="checkbox"/>	<input type="checkbox"/>	
6.2	Is damage to surrounding areas avoided?	<input type="checkbox"/>	<input checked="" type="checkbox"/>	<input type="checkbox"/>	
<b>7</b>	<b>Environmental Complaint</b>	<b>N/A</b>	<b>Yes</b>	<b>No</b>	<b>Remarks</b>
7.1	Number of Environmental Complaint received from dd/mm/yyyy to dd/mm/yyyy?	<input checked="" type="checkbox"/>	<input type="checkbox"/>	<input type="checkbox"/>	
<b>8</b>	<b>General Housekeeping</b>	<b>N/A</b>	<b>Yes</b>	<b>No</b>	<b>Remarks</b>
8.1	Are potential stagnant pools cleared and mosquito breeding prevented?	<input type="checkbox"/>	<input type="checkbox"/>	<input checked="" type="checkbox"/>	Item 1
8.2	Are the defined boundaries of working areas identified to prevent loss of vegetation?	<input type="checkbox"/>	<input checked="" type="checkbox"/>	<input type="checkbox"/>	
<b>9</b>	<b>Others</b>	<b>N/A</b>	<b>Yes</b>	<b>No</b>	<b>Remarks</b>
9.1	Are the portable toilets maintained in a state, which will not deter the workers from utilizing these portable toilets?	<input type="checkbox"/>	<input checked="" type="checkbox"/>	<input type="checkbox"/>	



**Follow up actions for pervious Site Audit:** Follow up action to item on 6.10.17, all item was improv

**Observations** Item 1: Stagnant water was found accumulated in the drip tray at Portion SDB

**Corrective Actions – Mitigation Measures Implemented or Proposed (if any):**

Item 1: To clean the stagnant water properly.

**Signature:**

**ET's representative**

Name: Ng Ching Hing

Date: 13.10.17

**Signature:**

**Contractor's representative**

Name: Johnny So

Date: 13/10/2017

**Signature:**

**ET Leader**

Name: C. h. Lau

Date: 14.10.17

**Signature:**


**SO's representative**

Name: cf 12016

Date: 13.10.2017

### Summary of the Weekly Environmental Site Inspection

Item	Details of observations	Follow Up Action	Photo Ref.	Further Action Required (Yes/No)	Proposed Follow up Date
--	 <p>Follow up action to Item 1 on 06/10/2017, drip tray was provided for chemical containers.</p>	--	171013_001	No	--
--	 <p>Follow up action to Item 2 on 06/10/2017, the chemical container was seal with bottle cap.</p>	--	171013_002	No	--

1	 <p>Stagnant water was found accumulated in the drip tray at Portion SDB.</p>	To clear the stagnant water properly	171013_003	Yes	20/10/2017
---	--	--------------------------------------	------------	-----	------------

**Environmental Site Inspection Checklist – San Wai**

**Inspection Date:** 20-10-17 **Inspected By:** Frankie Tung  
**Time:** 14:00 **Weather Condition:** Fine  
**Participants:** Telly Tuen, T.Y. Lam, Patrick, Cherry Ye

1	Permits/Licenses	N/A	Yes	No	Remarks
1.1	Are Environmental Permit, license/ other permit displayed at major site exit and vehicle access?	<input type="checkbox"/>	<input checked="" type="checkbox"/>	<input type="checkbox"/>	
1.2	Are Construction Noise Permits available for inspection?	<input type="checkbox"/>	<input checked="" type="checkbox"/>	<input type="checkbox"/>	
1.3	Is wastewater discharge license available for inspection?	<input type="checkbox"/>	<input checked="" type="checkbox"/>	<input type="checkbox"/>	
1.4	Are trip tickets for chemical waste and construction waste disposal available for inspection?	<input type="checkbox"/>	<input checked="" type="checkbox"/>	<input type="checkbox"/>	
1.5	Are relevant license/permits for disposal of construction waste or excavated materials available for inspection?	<input type="checkbox"/>	<input checked="" type="checkbox"/>	<input type="checkbox"/>	
2	Air Quality	N/A	Yes	No	Remarks
2.1	Is open burning avoided?	<input type="checkbox"/>	<input checked="" type="checkbox"/>	<input type="checkbox"/>	
2.2	Are speed controlled at 10 km/h on unpaved site areas?	<input type="checkbox"/>	<input checked="" type="checkbox"/>	<input type="checkbox"/>	
2.3	Are plant and equipment well maintained (i.e. without black smoke from powered plant)?	<input type="checkbox"/>	<input checked="" type="checkbox"/>	<input type="checkbox"/>	
2.4	Observed dust source(s): <input type="checkbox"/> Wind erosion <input type="checkbox"/> Vehicle/ Equipment Movements <input type="checkbox"/> Loading/ unloading of materials <input checked="" type="checkbox"/> Others: <u>not observed</u>				
2.5	Are the work sites wetted with water twice a day?	<input type="checkbox"/>	<input checked="" type="checkbox"/>	<input type="checkbox"/>	
2.6	After removal of boulders, poles, pillars or temporary or permanent structures, are the entire surface sprayed with water or a dust suppression chemical immediately?	<input type="checkbox"/>	<input checked="" type="checkbox"/>	<input type="checkbox"/>	
2.7	Is the area involved demolished items covered entirely by impervious sheeting or placed in an area sheltered on the top and the 3 sides within a day of demolition?	<input type="checkbox"/>	<input checked="" type="checkbox"/>	<input type="checkbox"/>	
2.8	Are wheel washing facilities with high pressure water jet provided at all site exits if practicable?	<input type="checkbox"/>	<input checked="" type="checkbox"/>	<input type="checkbox"/>	
2.9	Are the areas of washing facilities and the road section between the washing facilities and the exit point paved with concrete, bituminous materials or hardcores?	<input type="checkbox"/>	<input checked="" type="checkbox"/>	<input type="checkbox"/>	
2.10	Are hoarding $\geq 2.4\text{m}$ tall provided beside roads or area with public access?	<input type="checkbox"/>	<input checked="" type="checkbox"/>	<input type="checkbox"/>	
2.11	Are main haul road paved with concrete, bituminous materials, hardcores or metal plates, and kept clear of dusty materials; or sprayed with water or a dust suppression chemical?	<input type="checkbox"/>	<input checked="" type="checkbox"/>	<input type="checkbox"/>	
2.12	Are construction site that is within 30m of a discernible or designated vehicle entrance or exit kept clear of dusty materials?	<input type="checkbox"/>	<input checked="" type="checkbox"/>	<input type="checkbox"/>	
2.13	Are all vehicles and plant cleaned before they leave the construction site?	<input type="checkbox"/>	<input checked="" type="checkbox"/>	<input type="checkbox"/>	
2.14	Are loaded dump trucks covered by impervious sheeting appropriately	<input type="checkbox"/>	<input checked="" type="checkbox"/>	<input type="checkbox"/>	



	before leaving the site?		<input checked="" type="checkbox"/>	<input type="checkbox"/>	
2.15	Are working areas of any excavation or earth moving operation sprayed with water or a dusty suppression chemical immediately?	<input type="checkbox"/>	<input checked="" type="checkbox"/>	<input type="checkbox"/>	
2.16	Is exposed earth properly treated by compaction, turfing, hydroseeding, vegetation planting or sealing with latex, vinyl, bitumen, concrete or other suitable surface stabilizer within 6 months after the last construction activity?	<input checked="" type="checkbox"/>	<input type="checkbox"/>	<input type="checkbox"/>	
2.17	Are stockpile of dusty material covered entirely by impervious sheeting; placed in an area sheltered on the top and the 3 sides; or sprayed with water or dust suppression chemical?	<input checked="" type="checkbox"/>	<input type="checkbox"/>	<input type="checkbox"/>	
2.18	Are unpaved areas / designated roads watered regularly to avoid dust generation?	<input type="checkbox"/>	<input checked="" type="checkbox"/>	<input type="checkbox"/>	
2.19	Are dusty materials covered entirely by impervious sheeting or sprayed with water?	<input checked="" type="checkbox"/>	<input type="checkbox"/>	<input type="checkbox"/>	
2.20	Is every stock of more than 20 bags of cement or dry pulverized fuel ash (PFA) covered entirely by impervious sheeting or placed in an area sheltered on the top and 3 sides?	<input checked="" type="checkbox"/>	<input type="checkbox"/>	<input type="checkbox"/>	
2.21	Are the approval or exempted NRMM labels painted or securely fixed on site machines or vehicles and displayed at a conspicuous position according to the Air Pollution Control (Non-road Mobile Machinery) (Emission) Regulation?	<input type="checkbox"/>	<input checked="" type="checkbox"/>	<input type="checkbox"/>	

3	Noise	N/A	Yes	No	Remarks
3.1	Are idle plant/equipments turned off or throttled down?	<input type="checkbox"/>	<input checked="" type="checkbox"/>	<input type="checkbox"/>	
3.2	Are silenced equipments or quiet plants utilized?				
3.3	Are the silencers or mufflers properly fitted on construction equipments and maintained regularly?	<input type="checkbox"/>	<input checked="" type="checkbox"/>	<input type="checkbox"/>	
3.4	Is temporary hoarding installed located on the site boundaries between noisy construction activities and NSRs?	<input checked="" type="checkbox"/>	<input type="checkbox"/>	<input type="checkbox"/>	
3.5	Are noise barriers (typically density @14kg/m <sup>2</sup> ) acoustic mat or full enclosure close to noise plants including air compressor, generators and saw etc. provided to protect NSRs?	<input checked="" type="checkbox"/>	<input type="checkbox"/>	<input type="checkbox"/>	
3.6	Do air compressors have valid noise labels?	<input checked="" type="checkbox"/>	<input type="checkbox"/>	<input type="checkbox"/>	
3.7	Are compressor operated with doors closed?	<input checked="" type="checkbox"/>	<input type="checkbox"/>	<input type="checkbox"/>	
3.8	QPME used with valid noise labels?	<input checked="" type="checkbox"/>	<input type="checkbox"/>	<input type="checkbox"/>	
3.9	Are construction activities planned so that parallel operation of several sets of equipment close to a given receiver is avoided?	<input checked="" type="checkbox"/>	<input type="checkbox"/>	<input type="checkbox"/>	
3.10	Major noise source(s): <input type="checkbox"/> Traffic <input checked="" type="checkbox"/> Construction activities inside of site <input type="checkbox"/> Construction activities outside of site <input type="checkbox"/> Others:				

4	Water Quality	N/A	Yes	No	Remarks
	<u>Construction Activities</u>				
4.1	Before a rainstorm, are exposed stockpiles covered with tarpaulin or impervious sheets?	<input checked="" type="checkbox"/>	<input type="checkbox"/>	<input type="checkbox"/>	
4.2	Are stockpiles of materials placed in the locations away from the drainage channel?	<input checked="" type="checkbox"/>	<input type="checkbox"/>	<input type="checkbox"/>	



4.3	Are site drainage systems and treatment facilities provided to minimize the water pollution?	<input type="checkbox"/>	<input checked="" type="checkbox"/>	<input type="checkbox"/>	
4.4	Is the treated effluent quality met the requirements specified in the discharge license?	<input type="checkbox"/>	<input checked="" type="checkbox"/>	<input type="checkbox"/>	
4.5	Is the sewage generated from toilets collected using a temporary storage system?	<input checked="" type="checkbox"/>	<input type="checkbox"/>	<input type="checkbox"/>	
4.6	Are sewage effluent and discharges from on-site kitchen facilities directed to public foul sewers or collected in a temporary storage tank if connection to public foul sewers is not feasible?	<input checked="" type="checkbox"/>	<input type="checkbox"/>	<input type="checkbox"/>	
4.7	Is a licensed waste collector employed to clean the chemical toilets and temporary storage tank on a regular basis?	<input type="checkbox"/>	<input checked="" type="checkbox"/>	<input type="checkbox"/>	
4.8	Is the storm drainage directed to storm drains via adequately designed sand/ silt removal facilities e.g. sand traps, silt traps and sediment basins?	<input type="checkbox"/>	<input checked="" type="checkbox"/>	<input type="checkbox"/>	
4.9	Are measures taken to prevent the washout of construction materials, soil, silt or debris into any drainage system?	<input checked="" type="checkbox"/>	<input type="checkbox"/>	<input type="checkbox"/>	
4.10	Are manholes adequately covered and temporarily sealed so as to prevent silt, construction materials or debris from getting into the drainage system, and prevent storm run-off getting into foul sewers?	<input checked="" type="checkbox"/>	<input type="checkbox"/>	<input type="checkbox"/>	
4.11	Is a wheel washing bay provided at every site exit?	<input type="checkbox"/>	<input checked="" type="checkbox"/>	<input type="checkbox"/>	
4.12	Is the wheel wash overflow directed to silt removal facilities before being discharged to the storm drain?	<input type="checkbox"/>	<input checked="" type="checkbox"/>	<input type="checkbox"/>	
4.13	Is the section of construction road between the wheel washing bay and the public road surfaced with crushed stone or coarse gravel?	<input type="checkbox"/>	<input checked="" type="checkbox"/>	<input type="checkbox"/>	
4.14	Does the surface runoff from bunded areas pass through oil/grease traps prior to discharge to the storm water system?	<input checked="" type="checkbox"/>	<input type="checkbox"/>	<input type="checkbox"/>	
4.15	Are sedimentation tanks or package treatment systems provided to treat the large amount of sediment-laden wastewater generated from wheel washing, site runoff and construction works?	<input type="checkbox"/>	<input checked="" type="checkbox"/>	<input type="checkbox"/>	
<b>5</b>	<b>Waste / Chemical Management</b>	<b>N/A</b>	<b>Yes</b>	<b>No</b>	<b>Remarks</b>
	<b><u>General Waste</u></b>				
5.1	Are sufficient waste disposal points provided?	<input type="checkbox"/>	<input checked="" type="checkbox"/>	<input type="checkbox"/>	
5.2	Is waste disposed regularly?	<input type="checkbox"/>	<input checked="" type="checkbox"/>	<input type="checkbox"/>	
5.3	Is the general waste generated on-site stored in enclosed bins or compaction units separately from the construction and chemical wastes?	<input type="checkbox"/>	<input checked="" type="checkbox"/>	<input type="checkbox"/>	
5.4	Are separated labeled containers/ areas provided for facilitating recycling and waste segregation?	<input type="checkbox"/>	<input checked="" type="checkbox"/>	<input type="checkbox"/>	
	<b><u>Construction Waste</u></b>				
5.5	Are the temporary stockpiles maintained regularly?	<input type="checkbox"/>	<input checked="" type="checkbox"/>	<input type="checkbox"/>	
5.6	Are the C&D materials sorted and recycled on-site?	<input type="checkbox"/>	<input checked="" type="checkbox"/>	<input type="checkbox"/>	
5.7	Are the public fill and C&D waste segregated and stored in different containers or skips to enhance reuse or recycling of materials and their proper disposal?	<input type="checkbox"/>	<input checked="" type="checkbox"/>	<input type="checkbox"/>	
5.8	Is the segregation and storage of C&D wastes undertaken in designated area?	<input type="checkbox"/>	<input checked="" type="checkbox"/>	<input type="checkbox"/>	



5.9	Are waste storage area properly cleaned and do not cause windblown litter and dust nuisance?	<input type="checkbox"/>	<input checked="" type="checkbox"/>	<input type="checkbox"/>	
5.10	Are surplus inert C&D materials only consist of earth, building debris and broken rock and concrete and free from marine mud, household refuse, plastic, metals, industrial and chemical waste, animal and vegetable matter, and other material considered unsuitable by the public filling supervisor?	<input checked="" type="checkbox"/>	<input type="checkbox"/>	<input type="checkbox"/>	
<b><u>Chemical / Fuel Storage Area</u></b>					
5.11	Are the fuel tanks and chemical storage areas provided with locks and sited on sealed areas?	<input checked="" type="checkbox"/>	<input type="checkbox"/>	<input type="checkbox"/>	
5.12	Are the storage areas labeled and separated (if needed)?	<input type="checkbox"/>	<input checked="" type="checkbox"/>	<input type="checkbox"/>	
5.13	Do the storage areas have adequate ventilation and be covered to prevent rainfall entering?	<input type="checkbox"/>	<input checked="" type="checkbox"/>	<input type="checkbox"/>	
5.14	Are the containers used for the storage of chemical wastes suitable for the substance that are holding, resist to corrosion, maintained in a good condition, and securely closed?	<input type="checkbox"/>	<input checked="" type="checkbox"/>	<input type="checkbox"/>	
5.15	Are proper measures to control oil spillage during maintenance or to control other chemicals spillage? (e.g. provide drip trays)	<input type="checkbox"/>	<input checked="" type="checkbox"/>	<input type="checkbox"/>	
<b><u>Chemical Waste / Waste Oil</u></b>					
5.16	Is chemical waste or waste oil stored and labeled in English and Chinese properly in designated area?	<input type="checkbox"/>	<input checked="" type="checkbox"/>	<input type="checkbox"/>	
5.17	Are chemicals and waste oil collected and stored for recycling or proper disposal?	<input type="checkbox"/>	<input checked="" type="checkbox"/>	<input type="checkbox"/>	
<b><u>Records</u></b>					
5.18	Is a licensed waste hauler used for waste collection?	<input type="checkbox"/>	<input checked="" type="checkbox"/>	<input type="checkbox"/>	
5.19	Are the records of quantities of wastes generated, recycled and disposed properly kept?	<input type="checkbox"/>	<input checked="" type="checkbox"/>	<input type="checkbox"/>	
5.20	For the demolition material/ waste, is the number of loads for each day recorded as appropriate?	<input type="checkbox"/>	<input checked="" type="checkbox"/>	<input type="checkbox"/>	
<b>6</b>	<b>Landscape and Visual Impacts</b>	<b>N/A</b>	<b>Yes</b>	<b>No</b>	<b>Remarks</b>
6.1	Is the work site confined within site boundaries?	<input type="checkbox"/>	<input checked="" type="checkbox"/>	<input type="checkbox"/>	
6.2	Is damage to surrounding areas avoided?	<input type="checkbox"/>	<input checked="" type="checkbox"/>	<input type="checkbox"/>	
<b>7</b>	<b>Environmental Complaint</b>	<b>N/A</b>	<b>Yes</b>	<b>No</b>	<b>Remarks</b>
7.1	Number of Environmental Complaint received from dd/mm/yyyy to dd/mm/yyyy?	<input checked="" type="checkbox"/>	<input type="checkbox"/>	<input type="checkbox"/>	
<b>8</b>	<b>General Housekeeping</b>	<b>N/A</b>	<b>Yes</b>	<b>No</b>	<b>Remarks</b>
8.1	Are potential stagnant pools cleared and mosquito breeding prevented?	<input type="checkbox"/>	<input checked="" type="checkbox"/>	<input type="checkbox"/>	
8.2	Are the defined boundaries of working areas identified to prevent loss of vegetation?	<input type="checkbox"/>	<input checked="" type="checkbox"/>	<input type="checkbox"/>	
<b>9</b>	<b>Others</b>	<b>N/A</b>	<b>Yes</b>	<b>No</b>	<b>Remarks</b>
9.1	Are the portable toilets maintained in a state, which will not deter the workers from utilizing these portable toilets?	<input type="checkbox"/>	<input checked="" type="checkbox"/>	<input type="checkbox"/>	



**Follow up actions for pervious Site Audit:** Follow up action to item on 13-10-17, all item was improved.

**Observations**

Reminder - Main haul road should be kept clear and sprayed with water to control the dust emission.

**Corrective Actions – Mitigation Measures Implemented or Proposed (if any):** N/A

**Signature:**  
**ET's representative**

Name: Tang Chung Hing

Date: 20.10.17

**Signature:**  
**Contractor's representative**

Name: Johnny So

Date: 20/10/2017

**Signature:**  
**ET Leader**

Name: C. H. Lau


Date: 21.10.2017

**Signature:**  
**SO's representative**

Name: CF LING

Date: 20.10.2017

### Summary of the Weekly Environmental Site Inspection

Item	Details of observations	Follow Up Action	Photo Ref.	Further Action Required (Yes/No)	Proposed Follow up Date
--	 <p>Follow up action to Item 1 on 13/10/2017, stagnant water was cleared in the drip tray at Portion SDB.</p>	--	171020_001	No	--



## Environmental Site Inspection Checklist – San Wai

 Inspection Date: 27.10.17 Inspected By: Frankie Tang

 Time: 9:30 Weather Condition: Fine

 Participants: Teddy Yuen, T. Chan, P. Luk, Johnny

		N/A	Yes	No	Remarks
<b>1</b>	<b>Permits/Licenses</b>				
1.1	Are Environmental Permit, license/ other permit displayed at major site exit and vehicle access?	<input type="checkbox"/>	<input checked="" type="checkbox"/>	<input type="checkbox"/>	
1.2	Are Construction Noise Permits available for inspection?	<input type="checkbox"/>	<input checked="" type="checkbox"/>	<input type="checkbox"/>	
1.3	Is wastewater discharge license available for inspection?	<input type="checkbox"/>	<input checked="" type="checkbox"/>	<input type="checkbox"/>	
1.4	Are trip tickets for chemical waste and construction waste disposal available for inspection?	<input type="checkbox"/>	<input checked="" type="checkbox"/>	<input type="checkbox"/>	
1.5	Are relevant license/permits for disposal of construction waste or excavated materials available for inspection?	<input type="checkbox"/>	<input checked="" type="checkbox"/>	<input type="checkbox"/>	
<b>2</b>	<b>Air Quality</b>				
2.1	Is open burning avoided?	<input type="checkbox"/>	<input checked="" type="checkbox"/>	<input type="checkbox"/>	
2.2	Are speed controlled at 10 km/h on unpaved site areas?	<input type="checkbox"/>	<input checked="" type="checkbox"/>	<input type="checkbox"/>	
2.3	Are plant and equipment well maintained (i.e. without black smoke from powered plant)?	<input type="checkbox"/>	<input checked="" type="checkbox"/>	<input type="checkbox"/>	
2.4	Observed dust source(s): <input type="checkbox"/> Wind erosion <input type="checkbox"/> Vehicle/ Equipment Movements <input type="checkbox"/> Loading/ unloading of materials <input checked="" type="checkbox"/> Others: <u>not observed</u>				
2.5	Are the work sites wetted with water twice a day?	<input type="checkbox"/>	<input checked="" type="checkbox"/>	<input type="checkbox"/>	
2.6	After removal of boulders, poles, pillars or temporary or permanent structures, are the entire surface sprayed with water or a dust suppression chemical immediately?	<input type="checkbox"/>	<input checked="" type="checkbox"/>	<input type="checkbox"/>	
2.7	Is the area involved demolished items covered entirely by impervious sheeting or placed in an area sheltered on the top and the 3 sides within a day of demolition?	<input type="checkbox"/>	<input checked="" type="checkbox"/>	<input type="checkbox"/>	
2.8	Are wheel washing facilities with high pressure water jet provided at all site exits if practicable?	<input type="checkbox"/>	<input checked="" type="checkbox"/>	<input type="checkbox"/>	
2.9	Are the areas of washing facilities and the road section between the washing facilities and the exit point paved with concrete, bituminous materials or hardcores?	<input type="checkbox"/>	<input checked="" type="checkbox"/>	<input type="checkbox"/>	
2.10	Are hoarding $\geq 2.4\text{m}$ tall provided beside roads or area with public access?	<input type="checkbox"/>	<input checked="" type="checkbox"/>	<input type="checkbox"/>	
2.11	Are main haul road paved with concrete, bituminous materials, hardcores or metal plates, and kept clear of dusty materials; or sprayed with water or a dust suppression chemical?	<input type="checkbox"/>	<input checked="" type="checkbox"/>	<input type="checkbox"/>	
2.12	Are construction site that is within 30m of a discernible or designated vehicle entrance or exit kept clear of dusty materials?	<input type="checkbox"/>	<input checked="" type="checkbox"/>	<input type="checkbox"/>	
2.13	Are all vehicles and plant cleaned before they leave the construction site?	<input type="checkbox"/>	<input checked="" type="checkbox"/>	<input type="checkbox"/>	
2.14	Are loaded dump trucks covered by impervious sheeting appropriately	<input type="checkbox"/>	<input checked="" type="checkbox"/>	<input type="checkbox"/>	



before leaving the site?

- |      |  |                                     |                                     |                          |  |
|------|--|-------------------------------------|-------------------------------------|--------------------------|--|
| 2.15 | Are working areas of any excavation or earth moving operation sprayed with water or a dusty suppression chemical immediately?  | <input type="checkbox"/>            | <input checked="" type="checkbox"/> | <input type="checkbox"/> |  |
| 2.16 | Is exposed earth properly treated by compaction, turfing, hydroseeding, vegetation planting or sealing with latex, vinyl, bitumen, concrete or other suitable surface stabilizer within 6 months after the last construction activity? | <input checked="" type="checkbox"/> | <input type="checkbox"/>            | <input type="checkbox"/> |  |
| 2.17 | Are stockpile of dusty material covered entirely by impervious sheeting; placed in an area sheltered on the top and the 3 sides; or sprayed with water or dust suppression chemical?   | <input checked="" type="checkbox"/> | <input type="checkbox"/>            | <input type="checkbox"/> |  |
| 2.18 | Are unpaved areas / designated roads watered regularly to avoid dust generation?   | <input type="checkbox"/>            | <input checked="" type="checkbox"/> | <input type="checkbox"/> |  |
| 2.19 | Are dusty materials covered entirely by impervious sheeting or sprayed with water?   | <input checked="" type="checkbox"/> | <input type="checkbox"/>            | <input type="checkbox"/> |  |
| 2.20 | Is every stock of more than 20 bags of cement or dry pulverized fuel ash (PFA) covered entirely by impervious sheeting or placed in an area sheltered on the top and 3 sides?  | <input checked="" type="checkbox"/> | <input type="checkbox"/>            | <input type="checkbox"/> |  |
| 2.21 | Are the approval or exempted NRMM labels painted or securely fixed on site machines or vehicles and displayed at a conspicuous position according to the Air Pollution Control (Non-road Mobile Machinery) (Emission) Regulation?      | <input type="checkbox"/>            | <input checked="" type="checkbox"/> | <input type="checkbox"/> |  |

- |      |   |                                     |                                     |                          |         |
|------|---|-------------------------------------|-------------------------------------|--------------------------|---------|
| 3    | Noise   | N/A                                 | Yes                                 | No                       | Remarks |
| 3.1  | Are idle plant/equipments turned off or throttled down?   | <input type="checkbox"/>            | <input checked="" type="checkbox"/> | <input type="checkbox"/> |         |
| 3.2  | Are silenced equipments or quiet plants utilized?   |                                     | <input checked="" type="checkbox"/> | <input type="checkbox"/> |         |
| 3.3  | Are the silencers or mufflers properly fitted on construction equipments and maintained regularly?  | <input type="checkbox"/>            | <input checked="" type="checkbox"/> | <input type="checkbox"/> |         |
| 3.4  | Is temporary hoarding installed located on the site boundaries between noisy construction activities and NSRs?  | <input checked="" type="checkbox"/> | <input type="checkbox"/>            | <input type="checkbox"/> |         |
| 3.5  | Are noise barriers (typically density @14kg/m <sup>2</sup> ) acoustic mat or full enclosure close to noise plants including air compressor, generators and saw etc. provided to protect NSRs? | <input checked="" type="checkbox"/> | <input type="checkbox"/>            | <input type="checkbox"/> |         |
| 3.6  | Do air compressors have valid noise labels?   | <input checked="" type="checkbox"/> | <input type="checkbox"/>            | <input type="checkbox"/> |         |
| 3.7  | Are compressor operated with doors closed?  | <input checked="" type="checkbox"/> | <input type="checkbox"/>            | <input type="checkbox"/> |         |
| 3.8  | QPME used with valid noise labels?  | <input checked="" type="checkbox"/> | <input type="checkbox"/>            | <input type="checkbox"/> |         |
| 3.9  | Are construction activities planned so that parallel operation of several sets of equipment close to a given receiver is avoided?   | <input checked="" type="checkbox"/> | <input type="checkbox"/>            | <input type="checkbox"/> |         |
| 3.10 | Major noise source(s):  |                                     |                                     |                          |         |
|      | <input type="checkbox"/> Traffic  |                                     |                                     |                          |         |
|      | <input checked="" type="checkbox"/> Construction activities inside of site  |                                     |                                     |                          |         |
|      | <input type="checkbox"/> Construction activities outside of site  |                                     |                                     |                          |         |
|      | <input type="checkbox"/> Others:  |                                     |                                     |                          |         |

- |     |   |                                     |                          |                          |         |
|-----|---|-------------------------------------|--------------------------|--------------------------|---------|
| 4   | Water Quality   | N/A                                 | Yes                      | No                       | Remarks |
|     | <u>Construction Activities</u>  |                                     |                          |                          |         |
| 4.1 | Before a rainstorm, are exposed stockpiles covered with tarpaulin or impervious sheets? | <input checked="" type="checkbox"/> | <input type="checkbox"/> | <input type="checkbox"/> |         |
| 4.2 | Are stockpiles of materials placed in the locations away from the drainage channel?     | <input checked="" type="checkbox"/> | <input type="checkbox"/> | <input type="checkbox"/> |         |



4.3	Are site drainage systems and treatment facilities provided to minimize the water pollution?	<input type="checkbox"/>	<input checked="" type="checkbox"/>	<input type="checkbox"/>	
4.4	Is the treated effluent quality met the requirements specified in the discharge license?	<input type="checkbox"/>	<input checked="" type="checkbox"/>	<input type="checkbox"/>	
4.5	Is the sewage generated from toilets collected using a temporary storage system?	<input checked="" type="checkbox"/>	<input type="checkbox"/>	<input type="checkbox"/>	
4.6	Are sewage effluent and discharges from on-site kitchen facilities directed to public foul sewers or collected in a temporary storage tank if connection to public foul sewers is not feasible?	<input checked="" type="checkbox"/>	<input type="checkbox"/>	<input type="checkbox"/>	
4.7	Is a licensed waste collector employed to clean the chemical toilets and temporary storage tank on a regular basis?	<input type="checkbox"/>	<input checked="" type="checkbox"/>	<input type="checkbox"/>	
4.8	Is the storm drainage directed to storm drains via adequately designed sand/ silt removal facilities e.g. sand traps, silt traps and sediment basins?	<input type="checkbox"/>	<input checked="" type="checkbox"/>	<input type="checkbox"/>	
4.9	Are measures taken to prevent the washout of construction materials, soil, silt or debris into any drainage system?	<input checked="" type="checkbox"/>	<input type="checkbox"/>	<input type="checkbox"/>	
4.10	Are manholes adequately covered and temporarily sealed so as to prevent silt, construction materials or debris from getting into the drainage system, and prevent storm run-off getting into foul sewers?	<input checked="" type="checkbox"/>	<input type="checkbox"/>	<input type="checkbox"/>	
4.11	Is a wheel washing bay provided at every site exit?	<input type="checkbox"/>	<input checked="" type="checkbox"/>	<input type="checkbox"/>	
4.12	Is the wheel wash overflow directed to silt removal facilities before being discharged to the storm drain?	<input type="checkbox"/>	<input checked="" type="checkbox"/>	<input type="checkbox"/>	
4.13	Is the section of construction road between the wheel washing bay and the public road surfaced with crushed stone or coarse gravel?	<input type="checkbox"/>	<input checked="" type="checkbox"/>	<input type="checkbox"/>	
4.14	Does the surface runoff from bunded areas pass through oil/grease traps prior to discharge to the storm water system?	<input checked="" type="checkbox"/>	<input type="checkbox"/>	<input type="checkbox"/>	
4.15	Are sedimentation tanks or package treatment systems provided to treat the large amount of sediment-laden wastewater generated from wheel washing, site runoff and construction works?	<input type="checkbox"/>	<input checked="" type="checkbox"/>	<input type="checkbox"/>	

5	<b>Waste / Chemical Management</b>	N/A	Yes	No	Remarks
	<u>General Waste</u>				
5.1	Are sufficient waste disposal points provided?	<input type="checkbox"/>	<input checked="" type="checkbox"/>	<input type="checkbox"/>	
5.2	Is waste disposed regularly?	<input type="checkbox"/>	<input checked="" type="checkbox"/>	<input type="checkbox"/>	
5.3	Is the general waste generated on-site stored in enclosed bins or compaction units separately from the construction and chemical wastes?	<input type="checkbox"/>	<input checked="" type="checkbox"/>	<input type="checkbox"/>	
5.4	Are separated labeled containers/ areas provided for facilitating recycling and waste segregation?	<input type="checkbox"/>	<input checked="" type="checkbox"/>	<input type="checkbox"/>	
	<u>Construction Waste</u>				
5.5	Are the temporary stockpiles maintained regularly?	<input type="checkbox"/>	<input checked="" type="checkbox"/>	<input type="checkbox"/>	
5.6	Are the C&D materials sorted and recycled on-site?	<input type="checkbox"/>	<input checked="" type="checkbox"/>	<input type="checkbox"/>	
5.7	Are the public fill and C&D waste segregated and stored in different containers or skips to enhance reuse or recycling of materials and their proper disposal?	<input type="checkbox"/>	<input checked="" type="checkbox"/>	<input type="checkbox"/>	
5.8	Is the segregation and storage of C&D wastes undertaken in designated area?	<input type="checkbox"/>	<input checked="" type="checkbox"/>	<input type="checkbox"/>	



5.9	Are waste storage area properly cleaned and do not cause windblown litter and dust nuisance?	<input type="checkbox"/>	<input checked="" type="checkbox"/>	<input type="checkbox"/>	
5.10	Are surplus inert C&D materials only consist of earth, building debris and broken rock and concrete and free from marine mud, household refuse, plastic, metals, industrial and chemical waste, animal and vegetable matter, and other material considered unsuitable by the public filling supervisor?	<input checked="" type="checkbox"/>	<input type="checkbox"/>	<input type="checkbox"/>	
<b><u>Chemical / Fuel Storage Area</u></b>					
5.11	Are the fuel tanks and chemical storage areas provided with locks and sited on sealed areas?	<input checked="" type="checkbox"/>	<input type="checkbox"/>	<input type="checkbox"/>	
5.12	Are the storage areas labeled and separated (if needed)?	<input type="checkbox"/>	<input checked="" type="checkbox"/>	<input type="checkbox"/>	
5.13	Do the storage areas have adequate ventilation and be covered to prevent rainfall entering?	<input type="checkbox"/>	<input checked="" type="checkbox"/>	<input type="checkbox"/>	
5.14	Are the containers used for the storage of chemical wastes suitable for the substance that are holding, resist to corrosion, maintained in a good condition, and securely closed?	<input type="checkbox"/>	<input checked="" type="checkbox"/>	<input type="checkbox"/>	
5.15	Are proper measures to control oil spillage during maintenance or to control other chemicals spillage? (e.g. provide drip trays)	<input type="checkbox"/>	<input checked="" type="checkbox"/>	<input type="checkbox"/>	
<b><u>Chemical Waste / Waste Oil</u></b>					
5.16	Is chemical waste or waste oil stored and labeled in English and Chinese properly in designated area?	<input type="checkbox"/>	<input checked="" type="checkbox"/>	<input type="checkbox"/>	
5.17	Are chemicals and waste oil collected and stored for recycling or proper disposal?	<input type="checkbox"/>	<input checked="" type="checkbox"/>	<input type="checkbox"/>	
<b><u>Records</u></b>					
5.18	Is a licensed waste hauler used for waste collection?	<input type="checkbox"/>	<input checked="" type="checkbox"/>	<input type="checkbox"/>	
5.19	Are the records of quantities of wastes generated, recycled and disposed properly kept?	<input type="checkbox"/>	<input checked="" type="checkbox"/>	<input type="checkbox"/>	
5.20	For the demolition material/ waste, is the number of loads for each day recorded as appropriate?	<input type="checkbox"/>	<input checked="" type="checkbox"/>	<input type="checkbox"/>	
<b>6</b>	<b>Landscape and Visual Impacts</b>	<b>N/A</b>	<b>Yes</b>	<b>No</b>	<b>Remarks</b>
6.1	Is the work site confined within site boundaries?	<input type="checkbox"/>	<input checked="" type="checkbox"/>	<input type="checkbox"/>	
6.2	Is damage to surrounding areas avoided?	<input type="checkbox"/>	<input checked="" type="checkbox"/>	<input type="checkbox"/>	
<b>7</b>	<b>Environmental Complaint</b>	<b>N/A</b>	<b>Yes</b>	<b>No</b>	<b>Remarks</b>
7.1	Number of Environmental Complaint received from dd/mm/yyyy to dd/mm/yyyy?	<input checked="" type="checkbox"/>	<input type="checkbox"/>	<input type="checkbox"/>	
<b>8</b>	<b>General Housekeeping</b>	<b>N/A</b>	<b>Yes</b>	<b>No</b>	<b>Remarks</b>
8.1	Are potential stagnant pools cleared and mosquito breeding prevented?	<input type="checkbox"/>	<input checked="" type="checkbox"/>	<input type="checkbox"/>	
8.2	Are the defined boundaries of working areas identified to prevent loss of vegetation?	<input type="checkbox"/>	<input checked="" type="checkbox"/>	<input type="checkbox"/>	
<b>9</b>	<b>Others</b>	<b>N/A</b>	<b>Yes</b>	<b>No</b>	<b>Remarks</b>
9.1	Are the portable toilets maintained in a state, which will not deter the workers from utilizing these portable toilets?	<input type="checkbox"/>	<input checked="" type="checkbox"/>	<input type="checkbox"/>	



Follow up actions for pervious Site Audit: N/A

Observations

No observation record on this site inspection

Corrective Actions – Mitigation Measures Implemented or Proposed (if any): N/A

Signature:

ET's representative

Name: Tony Chy Hing

Date: 27.10.17

Signature:

Contractor's representative

Name: Cherry Ye

Date: 27.10.17

Signature:

ET Leader

Name: C. L. Chan

Date: 30.10.17

Signature:

SO's representative

Name: CF Chan

Date: 27/10/2017

## **Appendix I**

### **Waste Flow Table**

DSD Contract: DC/2013/10  
Design, Build and Operate  
San Wai Sewage Treatment Works Phase 1



ATAL-Degremont-China Harbour Joint Venture

Name of Department: DSD

Year: 2017

Project: Design, Build and Operate San Wai Sewage Treatment Works - Phase 1

Contract No.: DC/2013/10

### Waste Flow Table

Month	Actual Quantities of Inert C&D Materials Generated Monthly						Actual Quantities of C&D Wastes Generated Monthly				
	Total Quantity Generated	Broken Broken Concrete (see Note <sup>3</sup> )	Reused in the Contract (see Note <sup>5</sup> )	Reused in other Projects	Disposed as Public Fill (see Note <sup>4</sup> )	Imported Fill	Metals	Paper/ cardboard packaging	Plastics (see Note <sup>2</sup> )	Chemical Waste	Others, e.g. general refuse
	(in '000m <sup>3</sup> )	(in '000m <sup>3</sup> )	(in '000m <sup>3</sup> )	(in '000m <sup>3</sup> )	(in '000m <sup>3</sup> )	(in '000m <sup>3</sup> )	(in '000 kg)	(in '000kg)	(in '000kg)	(in '000kg)	(in '000 kg)
Jan	0.000	0.000	0.000	0.000	0.000	0.000	0.000	0.000	0.000	0.000	19.480
Feb	0.005	0.000	0.000	0.000	0.005	0.000	0.000	0.000	0.000	0.000	6.830
Mar	0.000	0.000	0.000	0.000	0.000	1.074	0.000	0.000	0.000	0.000	5.830
Apr	0.248	0.000	0.000	0.000	0.248	0.000	0.000	0.000	0.000	0.000	23.350
May	1.762	0.000	0.000	0.000	1.762	0.000	0.000	0.000	0.000	0.000	1.540
Jun	2.628	0.000	0.000	0.000	2.628	0.030	0.000	0.095	0.000	0.000	12.300
Jul	1.142	0.000	0.000	0.000	1.142	0.066	0.000	0.000	0.000	0.000	4.560
Aug	3.619	0.000	0.050	0.000	3.569	0.000	0.001	0.155	0.000	0.000	29.930
Sep	4.136	0.000	0.094	0.000	4.043	0.098	0.000	0.000	0.000	0.000	8.710
Oct	1.818	0.000	0.000	0.000	1.818	0.000	0.007	0.110	0.002	0.000	5.410
Nov											
Dec											
Total	15.358	0.000	0.144	0.000	15.214	1.268	0.008	0.360	0.002	0.000	117.940

- Notes:
- (1) The waste flow table shall also include C&D materials that are specified in the Contract to be imported for use at the Site.
  - (2) Plastics refer to plastic bottles/ containers, plastic sheets/ foam from packaging materials.
  - (3) Broken concrete for recycling into aggregates.
  - (4) Assumption: The densities of subbase, Rockfill, Soil, Mix Rock and Soil, Reclaimed Asphalt Pave, Slurry are 2.0 ton/m<sup>3</sup>; the densities of Building debris is 2.1 ton/m<sup>3</sup>; the densities of Broken Concrete is 2.4 ton/m<sup>3</sup>.
  - (5) About 100 ton public fill materials were reused for the founding material of temporary access road in August 2017. About 187.5 ton on-site excavated materials were reused for founding materials of temporary ground supporting for the Plate Load Test in September 2017.

## **Appendix J**

### **Environmental Licenses and Permits**

Item No.	Nature of Permit / License / Notification	Permit / License /Notification No.	Date of Issue / Effective of Permit / License	Date of Expiry of Permit / License	Remark (Validity for reporting period only)
1	Environmental Permit	EP-464/2013	18/10/2013	NA	Valid
2	Billing Account for Disposal of Construction Waste	7025330	07/07/2016	NA	Valid
3	Form NA notification (for APCO)	405489	26/07/2016	25/09/2020	Valid
4	Chemical Waste Producer Registration (for Site)	5218-511-A2823-01	23/01/2017	NA	Valid
5	Wastewater Discharge Licence (for WPCO)	WT00026754-2017	28/04/2017	31/01/2022	Valid
6	Construction Noise Permit (for Site)	GW-RN0420-17	25/06/2017	12/12/2017	Valid
7	Construction Noise Permit (for pilling works)	PP-RN0030-17	03/07/2017	30/12/2017	Valid

## **Appendix K**

### **Implementation Schedule for Environmental Mitigation Measures (EMIS)**

Environmental Mitigation Measures	Location	Implementation Status			
		Implemented	Partially implemented	Not implemented	Not Applicable
Air Quality					
<ul style="list-style-type: none"><li>The working area for the uprooting of trees, shrubs, or vegetation or for the removal of boulders, poles, pillars or temporary or permanent structures should be sprayed with water or a dust suppression chemical immediately before, during and immediately after the operation so as to maintain the entire surface wet;</li></ul>	Site Area	√			
<ul style="list-style-type: none"><li>All demolished items (including trees, shrubs, vegetation, boulders, poles, pillars, structures, debris, rubbish and other items arising from site clearance) that may dislodge dust particles should be covered entirely by impervious sheeting or placed in an area sheltered on the top and the 3 sides within a day of demolition;</li></ul>	Site Area	√			
<ul style="list-style-type: none"><li>Vehicle washing facilities including a high pressure water jet should be provided at every discernible or designated vehicle exit point;</li></ul>	Site Entrance	√			
<ul style="list-style-type: none"><li>The area where vehicle washing takes place and the section of the road between the washing facilities and the exit point should be paved with concrete, bituminous materials or hardcores;</li></ul>	Site Exit	√			
<ul style="list-style-type: none"><li>Where a site boundary adjoins a road, street, service and or other area accessible to the public, hoarding of not less than 2.4m from ground level should be provided along the entire length of that portion of the site boundary except for a site entrance or exit;</li></ul>	Site Area	√			
<ul style="list-style-type: none"><li>Every main haul road (i.e. any course inside a construction site having a vehicle passing rate of higher than 4 in any 30 minutes) should be paved with concrete, bituminous materials, hardcores or metal plates, and kept clear of dusty materials; or sprayed with water or a dust suppression chemical so as to maintain the entire road surface wet;</li></ul>	Main Haul Road	√			
<ul style="list-style-type: none"><li>The portion of any road leading only to a construction site that is within 30m of a discernible or designated vehicle entrance or exit should be kept clear of dusty materials;</li></ul>	Site Entrance and Exit	√			
<ul style="list-style-type: none"><li>Immediately before leaving a construction site, every vehicle should be washed to remove any dusty materials from its body and wheels;</li></ul>	Site Exit	√			
<ul style="list-style-type: none"><li>Where a vehicle leaving a construction site is carrying a load of dusty materials, the load should be covered entirely by clean impervious sheeting to ensure that the dusty materials do not leak from the vehicle;</li></ul>	--	√			
<ul style="list-style-type: none"><li>The working area of any excavation or earth moving operation should be sprayed with water or a dusty suppression chemical immediately before, during and immediately after the operation so as to maintain the entire surface wet;</li></ul>	Site Area	√			
<ul style="list-style-type: none"><li>Exposed earth shall be properly treated by compaction, turfing, hydroseeding, vegetation planting or sealing with latex, vinyl, bitumen, shotcrete or other suitable</li></ul>	Site Area	√			

surface stabilizer within 6 months after the last construction activity on the construction site or part of the construction site where the exposed earth lies;					
<ul style="list-style-type: none"> <li>Any stockpile of dusty material should be either covered entirely by impervious sheeting; placed in an area sheltered on the top and the 3 sides; or sprayed with water or a dust suppression chemical so as to maintain the entire surface wet.</li> </ul>	Site Area	√			
<b>Noise</b>					
<ul style="list-style-type: none"> <li>Quiet plants should be used in order to reduce the noise impacts to protect the nearby NSRs.</li> </ul>	Site Area	√			
<ul style="list-style-type: none"> <li>Temporary and Movable Noise Barriers should be used in order to reduce the noise impact to the surrounding sensitive receivers</li> </ul>	Site Area	√			
<ul style="list-style-type: none"> <li>Intermittent noisy activities should be scheduled to minimize exposure of nearby NSRs to high levels of construction noise.</li> </ul>	Site Area	√			
<ul style="list-style-type: none"> <li>Idle equipment should be turned off or throttled down.</li> </ul>	Site Area	√			
<ul style="list-style-type: none"> <li>Construction activities should be planned so that parallel operation of several sets of equipment close to a given receiver is avoided</li> </ul>	Site Area	√			
<ul style="list-style-type: none"> <li>Construction plant should be properly maintained and operated.</li> </ul>	Site Area	√			
<b>Water Quality</b>					
<ul style="list-style-type: none"> <li>Exposed stockpiles should be covered with tarpaulin or impervious sheets before a rainstorm occurs;</li> </ul>	Site Area	√			
<ul style="list-style-type: none"> <li>The exposed soil surfaces should also be properly protected to minimize dust emission;</li> </ul>	Site Area	√			
<ul style="list-style-type: none"> <li>The stockpiles of materials should be placed in the locations away from the drainage channel so as to avoid releasing materials into the channel;</li> </ul>	Site Area	√			
<ul style="list-style-type: none"> <li>Wheel washing facilities should be provided at site exits to ensure that earth, mud and debris would not be carried out of the works areas by vehicles;</li> </ul>	Site Exit	√			
<ul style="list-style-type: none"> <li>Provision of site drainage systems and treatment facilities would be required to minimize the water pollution;</li> </ul>	Site Area	√			
<ul style="list-style-type: none"> <li>A discharge license needs to be applied from EPD for discharging effluent from the construction site;</li> </ul>	--	√			
<ul style="list-style-type: none"> <li>The treated effluent quality is required to meet the requirements specified in the discharge license;</li> </ul>	--	√			
<ul style="list-style-type: none"> <li>Provision of chemical toilets is required to collect sewage from workforce. The chemical toilets should be cleaned on a regular basis;</li> </ul>	Chemical Toilet	√			

<ul style="list-style-type: none"> <li>A licensed waste collector should be employed to clean the chemical toilets and temporary storage tank on a regular basis;</li> </ul>	--	√			
<ul style="list-style-type: none"> <li>Illegal disposal of chemicals should be strictly prohibited;</li> </ul>	Site Area	√			
<ul style="list-style-type: none"> <li>Registration as a chemical waste producer is required if chemical wastes are generated and need to be disposed of. The Waste Disposal Ordinance (Cap 354) and its subsidiary regulations in particular the Waste Disposal (Chemical Waste) (General) Regulation should be observed and complied with for control of chemical wastes;</li> </ul>	Site Area	√			
<ul style="list-style-type: none"> <li>Disposal of chemical wastes should be carried out in compliance with the Waste Disposal Ordinance. The Code of Practice on the Packaging, Labelling and Storage of Chemical Wastes published under the Waste Disposal Ordinance should be used as a guideline for handling chemical wastes;</li> </ul>	Site Area	√			
<ul style="list-style-type: none"> <li>The impact from accidental spillage of chemicals can be effectively controlled through good management practices.</li> </ul>	Site Area	√			
<b>Waste Management</b>					
<ul style="list-style-type: none"> <li>Segregation and storage of different types of waste in different containers, skips or stockpiles to enhance reuse or recycling of materials and their proper disposal;</li> </ul>	Site Area	√			
<ul style="list-style-type: none"> <li>To encourage collection of aluminium cans by individual collectors, separate bins should be provided to segregate this waste from other general refuse generated by the workforce;</li> </ul>	Site Area	√			
<ul style="list-style-type: none"> <li>Any unused chemicals or those with remaining functional capacity should be recycled;</li> </ul>	Site Area	√			
<ul style="list-style-type: none"> <li>Prior to disposal of C&amp;D waste, it is recommended that wood, steel and other metals be separated for re-use and/or recycling and inert waste as fill material to minimize the quantity of waste to be disposed of to landfill;</li> </ul>	Site Area	√			
<ul style="list-style-type: none"> <li>Proper storage and site practices to minimize the potential for damage or contamination of construction materials; and</li> </ul>	Site Area		√		
<ul style="list-style-type: none"> <li>Plan and stock construction materials carefully to minimize amount of waste generated and avoid unnecessary generation of waste.</li> </ul>	Site Area	√			

## **Appendix L**

### **Environmental Site Inspection Schedule**

**Contract No. DC/2013/10 -**  
**Design, Build and Operate San Wai Sewage Treatment Works – Stage 1**  
**Schedule for Environmental Monitoring and Site Inspection**  
**October 2017**


Sun	Mon	Tue	Wed	Thu	Fri	Sat
1	2	3	4	5	6	7
		WQM		WQM	24hr-TSP 1hr-TSP x 3 NM  SI	WQM
8	9	10	11	12	13	14
		WQM		24hr-TSP 1hr-TSP x 3 NM  WQM	SI	WQM
15	16	17	18	19	20	21
	Effluent Sampling	WQM	24hr-TSP 1hr-TSP x 3 NM	WQM	SI	WQM
22	23	24	25	26	27	28
	WQM	24hr-TSP 1hr-TSP x 3 NM  Effluent Sampling	WQM		SI  WQM	
29	30	31				
	24hr-TSP 1hr-TSP x 3 NM	WQM				

**Contract No. DC/2013/10 -  
Design, Build and Operate San Wai Sewage Treatment Works – Stage 1  
Schedule for Environmental Monitoring and Site Inspection  
November 2017**

Sun	Mon	Tue	Wed	Thu	Fri	Sat
			1	2	3	4  24hr-TSP 1hr-TSP x 3 NM  WQM
				WQM	SI	WQM
5	6	7  Effluent Sampling  WQM	8	9	10  24hr-TSP 1hr-TSP x 3 NM  SI	11  WQM
12	13	14  WQM	15	16  24hr-TSP 1hr-TSP x 3 NM  WQM	17  SI	18  WQM
19	20	21  Effluent Sampling  WQM	22  24hr-TSP 1hr-TSP x 3 NM	23  WQM	24  SI	25  WQM
26	27	28  24hr-TSP 1hr-TSP x 3 NM  WQM	29	30  WQM		

## **Appendix M**

### **Laboratory Report for Discharge Water**



# 東業德勤測試顧問有限公司 ETS-TESTCONSULT LTD.™

8/F Block B,  
Veristrong Industrial Centre,  
34-36 Au Pui Wan Street,  
Fo Tan, Hong Kong

T: +852 2695 8318  
F: +852 2695 3944  
E: [ett@ets-testconsult.com](mailto:ett@ets-testconsult.com)  
W: [www.ets-testconsult.com](http://www.ets-testconsult.com)

## TEST REPORT

### Environmental Testing of Water & Wastewater

Report No. : ENA76231  
Date of issue : 20 October 2017  
Page No. : 1 of 1

#### Information provided by Customer

Customer name : ATAL - Degremont - China Harbour Joint Venture  
Customer address : 19/F China Harbour Building, 370-374 King's Road, North Point, Hong Kong  
Sample Source : Contract No. DC/2013/10 - Design, Build and Operate San Wai Sewage Treatment Works - Stage 1  
Sample Type : Wastewater  
Date of sampling : 16 October 2017  
Sample Description : The sample was collected by the Customer.  
The sample was stored in 1L plastic bottle (for pH) and  
500ml plastic bottle (for Chemical Oxygen Demand). The sample was chilled when received.  
Sample for Chemical Oxygen Demand was preserved by adding conc H<sub>2</sub>SO<sub>4</sub> to pH<2.

#### Laboratory information

Date Received : 17 October 2017

#### Result

Customer Sample ID	Lab Ref No	Test	Method Used	Result	Date Tested
9:45 P8 Water Sample	W40018 (01)	pH	In house method TPE/003/W	7.4 (at 25°C)	17 October 2017
		Total Suspended Solids	In house method TPE/006/W	14 mg/L *	17 October 2017
	W40018 (02)	Chemical Oxygen Demand	In house method TPE/002/W	18 mgO <sub>2</sub> /L	17 October 2017

Remark (if any) : (\*) 500ml sample was used for Total Suspended Solids analysis. PQL of Total Suspended Solids reported less than 2 mg/L.

Checked by :

LAW, Sau Yee  
(Senior Chemist)

Approved Signatory :

LAU, Chi Leung

This report shall not be reproduced unless with prior written approval from this laboratory.

- END OF REPORT -



**TEST REPORT**

**Environmental Testing of Water & Wastewater**

Report No. : ENA76420  
Date of issue : 01 November 2017  
Page No. : 1 of 1

**Information provided by Customer**

Customer name : ATAL - Degremont - China Harbour Joint Venture  
Customer address : 19/F China Harbour Building, 370-374 King's Road, North Point, Hong Kong  
Sample Source : Contract No. DC/2013/10 - Design, Build and Operate San Wai Sewage Treatment Works - Stage 1  
Sample Type : Wastewater  
Date of sampling : 24 October 2017  
Sample Description : The sample was collected by the Customer.  
The sample was stored in 1L plastic bottle (for pH) and  
500ml plastic bottle (for Chemical Oxygen Demand). The sample was chilled when received.  
Sample for Chemical Oxygen Demand was preserved by adding conc H<sub>2</sub>SO<sub>4</sub> to pH<2.

**Laboratory information**


Date Received : 25 October 2017

**Result**

Customer Sample ID	Lab Ref No	Test	Method Used	Result	Date Tested
P8	W40078 (01)	pH	In house method TPE/003/W	7.8 (at 25°C)	25 October 2017
		Total Suspended Solids	In house method TPE/006/W	4 mg/L *	25 October 2017
	W40078 (02)	Chemical Oxygen Demand	In house method TPE/002/W	<10 mgO <sub>2</sub> /L	25 October 2017

Remark (if any) : (\*) 500ml sample was used for Total Suspended Solids analysis. PQL of Total Suspended Solids reported less than 2 mg/L.

Checked by :

  
LAW, Sau Yee  
(Senior Chemist)

Approved Signatory :

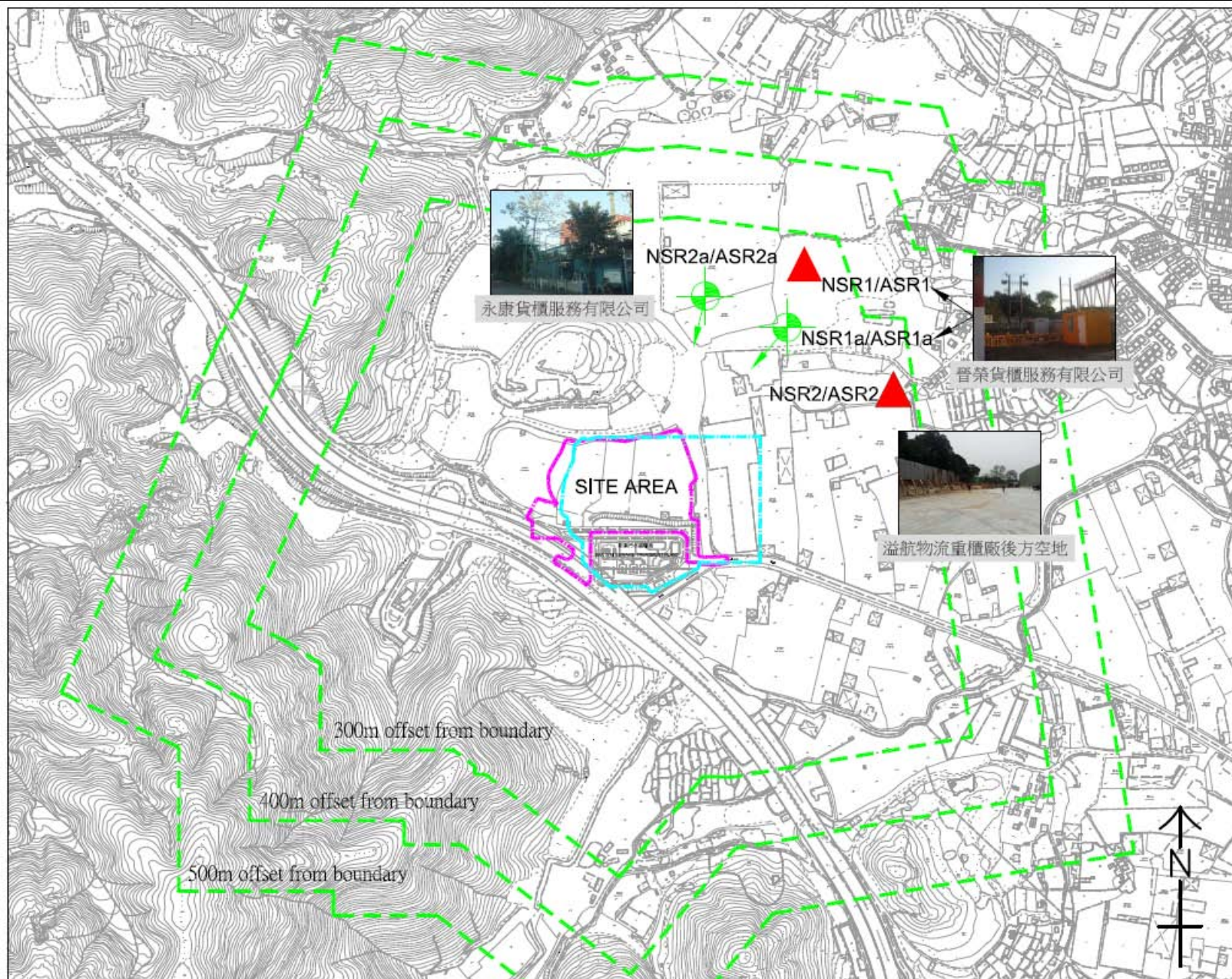
  
LAU, Chi Leung

This report shall not be reproduced unless with prior written approval from this laboratory.

- END OF REPORT -

## **Figure 1**

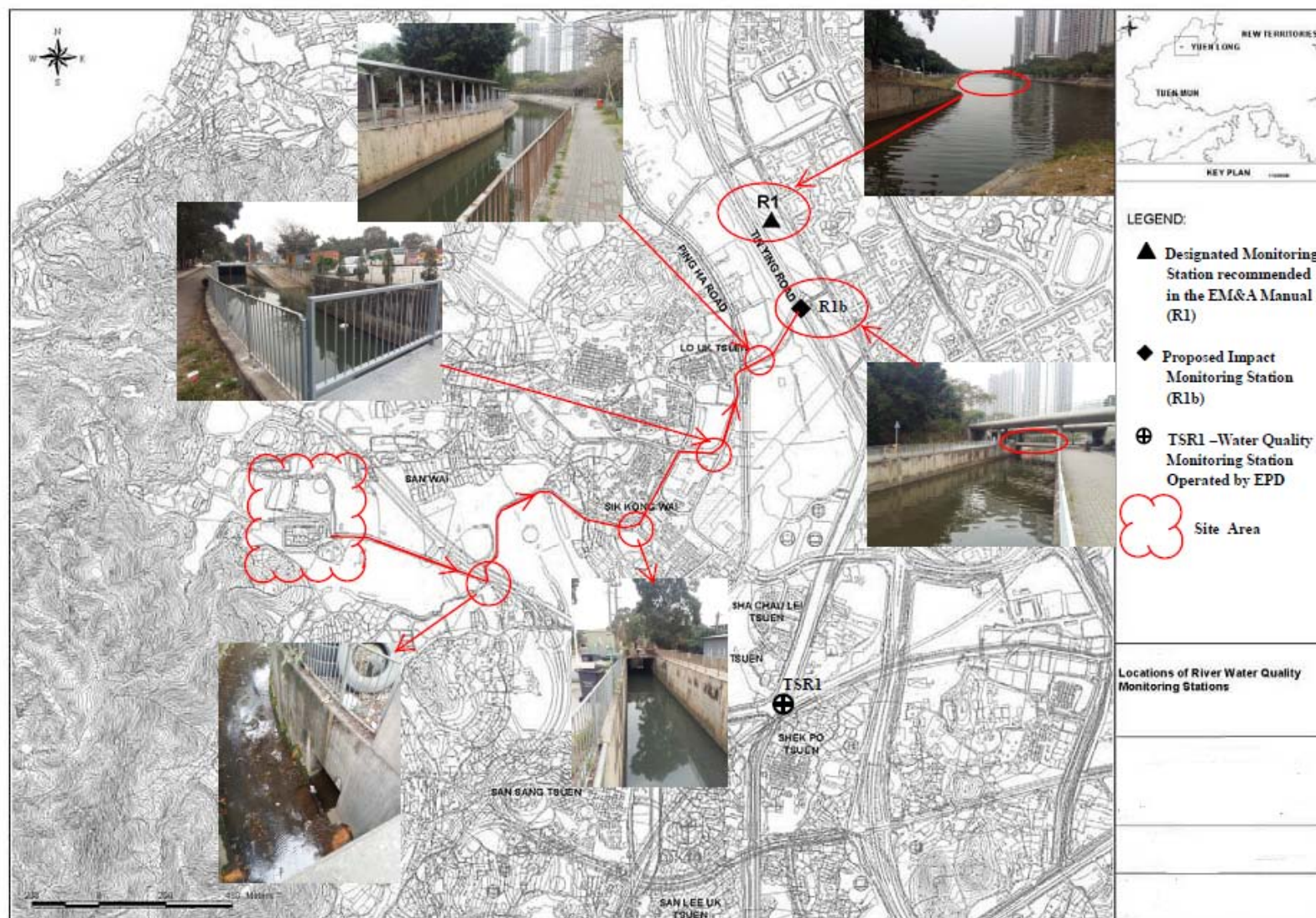
### **Locations of Air Quality and Noise Monitoring Stations**



**Project: Contract No. DC/2013/10 -Design, Build and Operate San Wai Sewage Treatment Works – Phase 1**  
**Figure 1 Locations of Air Quality and Noise Monitoring Stations**

**Figure 2**

**Locations of Water Quality Monitoring Station**



**Project: Contract No. DC/2013/10 - Design, Build and Operate San Wai Sewage Treatment Works – Phase 1**  
**Figure 2 Locations of Water Quality Monitoring Station**