



東業德勤測試顧問有限公司
ETS-TESTCONSULT LTD.

8/F Block B,
Veristrong Industrial Centre,
34-36 Au Pui Wan Street,
Fo Tan, Hong Kong

T: +852 2695 8318
F: +852 2695 3944
E: etl@ets-testconsult.com
W: www.ets-testconsult.com



ATAL-DEGREMONT-CHINA HARBOUR JOINT VENTURE

CONTRACT NO. DC/2013/10 - DESIGN,
BUILD AND OPERATE SAN WAI
SEWAGE TREATMENT WORKS –
PHASE 1

**MONTHLY EM&A REPORT
NO. 46**

(01 FEBRUARY – 28 FEBRUARY 2021)

Prepared by:


LO, Ting Yi

Certified by:


LAU, Chi Leung
Environmental Team Leader

Issued Date: 09 March 2021

Report No.: ENA10982

This report shall not be reproduced unless with prior written approval from this laboratory.



Drainage Services Department
Sewage Services Branch
Harbour Area Treatment Scheme
5/F, Western Magistracy
2A Po Fu Lam Road
Hong Kong

Your reference:

Our reference: HKDSD203/50/107177

Date: 12 March 2021

Attention: Mr Albert Wong

BY EMAIL & POST
(email: awong@dsd.gov.hk)

Dear Sirs

Agreement No. HATS 02/2016
Services for Independent Environmental Checker (IEC) for
Contract No. DC/2013/10 – Design, Build and Operate San Wai Sewage Treatment Works – Phase 1
Monthly Environmental Monitoring and Audit Report No.46 (February 2021)

We refer to emails on 11 March 2021 from ETS-Testconsult Limited attaching the Monthly Environmental Monitoring and Audit Report No. 46 (February 2021).

We have no comments and hereby verify the Monthly Environmental Monitoring and Audit Report No. 46 (February 2021) in accordance with Clause 5.4 of the Environmental Permit no. EP-464/2013.

Should you have any queries, please do not hesitate to contact the undersigned or our Ms Karen Po on 2618 2831.

Yours faithfully
ANewR CONSULTING LIMITED

James Choi
Independent Environmental Checker

CPSJ/CWKK/PKWK/lsm

cc AECOM – Mr Patrick Leung (email: patrick.leung@swstw-aecom.com)
ETS-Testconsult Limited – Mr C L Lau (email: env@ets-testconsult.com)



TABLE OF CONTENTS

EXECUTIVE SUMMARY

1	INTRODUCTION	1-2
1.1	Basic Project Information	1
1.2	Project Organization	1-2
1.3	Construction Programme	2
1.4	Construction Works Undertaken During the Reporting Period	2
2	AIR QUALITY MONITORING	2-7
2.1	Monitoring Requirements	2
2.2	Monitoring Equipment	2-3
2.3	Monitoring Parameters, Frequency and Duration	4
2.4	Action and Limit Levels	4
2.5	Results and Observations	5
2.6	Event and Action Plan	5-7
3	NOISE MONITORING	7-11
3.1	Monitoring Requirements	7
3.2	Monitoring Equipment	8
3.3	Monitoring Duration and Frequency	8
3.4	Monitoring Locations	8
3.5	Monitoring Methodology	8-9
3.6	Actions and Limit Level	9
3.7	Results and Observation	9
3.8	Event and Action Plan	9-11
4	WATER QUALITY MONITORING	11-16
4.1	Monitoring Requirements	11
4.2	Monitoring Methodology and Equipment	11
4.3	Monitoring Frequency	11-12
4.4	Quality Assurance (QA) / Quality Control (QC)	12
4.5	Action and Limit Levels	12-13
4.6	Result and Observation	13
4.7	Event and Action Plan	13-16
5	ENVIRONMENTAL SITE INSPECTION AND AUDIT	16-20
5.1	Site Inspection	16
5.2	Landscape and Visual Audit	16
5.3	Advice on the Solid and Liquid Waste Management Status	16-17
5.4	Discharge License and Results of Effluent Monitoring	17
5.5	Environmental Licenses and Permits	17
5.6	Implementation Status of Environmental Mitigation Measures	17-19
5.7	Summary of Exceedance of the Environmental Quality Performance Limit	19
5.8	Summary of Complaints, Notification of Summons and Successful Prosecution	19-20
6	FUTURE KEY ISSUES	20-21
6.1	Construction Programme for the Coming Months	20
6.2	Key Issues for the Coming Month	20-21
6.3	Environmental Monitoring and Site Inspection Schedule for the Coming Month	21
7	CONCLUSION	21
7.1	Conclusion	21

LIST OF TABLES

Table 1.1	Contact Information of Key Personnel
Table 2.1	Air Quality Monitoring Equipment
Table 2.2	Monitoring Parameters, Duration and Frequencies of Impact Air Quality Monitoring
Table 2.3	Time Schedule of Impact Air Quality Monitoring
Table 2.4	The criteria of Action and Limit Levels for Air Quality
Table 2.5	Action and Limit Levels for 1-hour TSP and 24-hour TSP
Table 2.6	Event and Action Plan for Air Quality (Dust) during Construction Phase
Table 3.1	Noise Monitoring Equipment
Table 3.2	Time Schedule of Impact Noise Monitoring
Table 3.3	Noise Monitoring Stations
Table 3.4	Action and Limit Levels for Noise Monitoring
Table 3.5	Event/Action Plan for Construction Noise
Table 4.1	Summary of Testing Procedures for water samples
Table 4.2	Monitoring Frequency of Water Quality Monitoring
Table 4.3	Time Schedule of Impact Water Quality Monitoring
Table 4.4	The criteria of Action and Limit Levels for Water Quality
Table 4.5	Action and Limit Levels for Water Quality
Table 4.6	Event and Action Plan for Water Quality
Table 5.1	Summary of Observation of site inspections
Table 5.2	Summary of Quantities of Inert C&D Materials
Table 5.3	Summary of Quantities of C&D Materials
Table 5.4	Summary of Environmental Complaints Notification of Summons and Successful Prosecution

LIST OF APPENDICES

Appendix A	Location of Work Area
Appendix B	Project Organization Chart
Appendix C	Construction Programme
Appendix D1	Calibration Certificates for Impact Air Quality Monitoring Equipment
Appendix D2	Impact Air Quality Monitoring Results
Appendix D3	Graphical Plots of Impact Air Quality Monitoring Results
Appendix E1	Calibration Certificates for Impact Noise Monitoring Equipment
Appendix E2	Impact Noise Monitoring Results
Appendix E3	Graphical Plots of Impact Noise Monitoring Data
Appendix F1	Calibration Certificates for Impact Water Quality Monitoring Equipments
Appendix F2	Impact Water Quality Monitoring Results
Appendix F3	Graphical Plots of Impact Water Quality Monitoring Data
Appendix G	Weather Condition
Appendix H	Environmental Site Inspection Checklists
Appendix I	Landscape and Visual Impact Assessment Checklist
Appendix J	Waste Flow Table
Appendix K	Environmental Licenses and Permits
Appendix L	Implementation Schedule for Environmental Mitigation Measures (EMIS)
Appendix M	Environmental Site Inspection Schedule
Appendix N	Laboratory Report for Discharge Water

FIGURES

Figure 1	Air Quality and Noise Monitoring Stations
Figure 2	Water Quality Monitoring Stations
Figure 3	Location Plan for the Wetsep Treatment Tank



EXECUTIVE SUMMARY

This Monthly Environmental Monitoring and Audit (EM&A) Report is prepared for Contract No. DC/2013/10 - Design, Build and Operate San Wai Sewage Treatment Works – Stage 1 (the Project) (hereafter referred to as “the Contract”). The Contract was awarded to ATAL-DEGREMONT-CHINA HARBOUR JOINT VENTURE (ADCJV) by the Drainage Services Department (DSD) and ETS-Testconsult Limited was appointed as the Environmental Team (ET) by ADCJV to implement the EM&A program in compliance with the EP and the EM&A Manuals.

According to the Section 25 of the Particular Specification (PS) and the Environmental Permit No. EP-464/2013, an EM&A programme should be implemented in accordance with the procedures and requirements in the EM&A Manual of the approved EIA report (Registration No. AEIAR-072/2003). The scope of monitoring works includes air quality, construction noise, water quality and environmental site audit.

Baseline monitoring was completed in April 2017. Action and Limit Levels were established for air quality, noise and water quality parameters based on the baseline monitoring results.

This is 46th Monthly Environmental Monitoring and Audit (EM&A) Report for the Contract which summaries findings of the EM&A works conducted during the reporting period from 01 February to 28 February 2021.

Site Activities

As informed by the Contractor, site activities were carried out in this reporting month:

- ABWF;
- Superstructure (RC);
- External Structural Works

Environmental Monitoring and Audit Progress

The monthly EM&A programme was undertaken in accordance with the EM&A Manual for this Contract. The summary of the monitoring activities in this reporting month is listed below:

- 24-hour TSP Monitoring: 6 Occasions at 2 designated locations
- 1-hour TSP Monitoring: 18 Occasions at 2 designated locations
- Noise Monitoring (Day-time): 6 Occasions at 2 designated locations
- Water Quality Monitoring: 12 Occasions at 1 designated location
- Weekly Site inspection: 4 Occasions



Air Quality Monitoring

No exceedance of Action and Limit levels was recorded for 1-hr and 24-hr TSP monitoring in the reporting month.

Noise Monitoring

No exceedance of Action and Limit levels for noise monitoring was recorded in the reporting month.

Water Quality Monitoring

According to the summary of water monitoring results, no exceedance of Action and Limit levels was recorded in this reporting month.

Weekly Site Inspections

In general, performance on environmental mitigation measures implemented was found to be satisfactory in this reporting month. The major findings observed during site inspections are presented in the **Section 5.0**.

Complaint Log

There was no complaint received in relation to the environmental impact during the reporting period.

Notifications of Summons and Successful Prosecutions

There were no notifications of summons or prosecutions received during the reporting period.

Reporting Change

There were no reporting changes during the reporting period.

Future Key Issues

The future key issues to be undertaken in the upcoming month are as follows:

- *Chemical and waste management and precautions against leakage;*
- *Treatment of runoff and wastewater prior to discharge;*
- *Dust and Noise generated from construction activities; and*
- *Prevention of odour nuisance*

1. INTRODUCTION

1.1. Basic Project Information

- 1.1.1. This Monthly Environmental Monitoring and Audit (EM&A) Report is prepared for Contract No. DC/2013/10 - Design, Build and Operate San Wai Sewage Treatment Works – Stage 1 (the Project) (hereafter referred to as “the Contract”). The Contract was awarded to ATAL-DEGREMONT-CHINA HARBOUR JOINT VENTURE (ADCJV) by the Drainage Services Department (DSD) and ETS-Testconsult Limited was appointed as the Environmental Team (ET) by ADCJV to implement the EM&A program in compliance with the EP and the EM&A Manuals.
- 1.1.2. The project involves expansion of the preliminary treatment works at San Wai STW from 164,000 m³/d to 200,000 m³/d Average Dry Weather Flow, upgrading the preliminary treatment level to CEPT and adding centralized disinfection. The site layout plan is shown in **Appendix A**.
- 1.1.3. According to the Section 25 of the Particular Specification (PS) and the Environmental Permit No. EP-464/2013, an EM&A programme should be implemented by an independent Environmental Team (ET) in accordance with the procedures and requirements in the EM&A Manual of the approved EIA report (Registration No. AEIAR-072/2003). These documents are available through the EIA Ordinance Register. The construction works of the Contract commenced on 16 May 2017.
- 1.1.4. The scope of monitoring works includes air quality, construction noise, water quality and environmental site audit. The EM&A requirements for each parameter described in the following sections include:
- *All monitoring parameters;*
 - *Monitoring schedules for the reporting month and forthcoming months;*
 - *Action and Limit levels for all environmental parameters;*
 - *Event/Action Plans;*
 - *Environmental mitigation measures, as recommended in the Project EIA study final report; and*
 - *Environmental requirements in contract documents.*
- 1.1.5. As part of the project EM&A program, baseline monitoring was conducted from 21 March 2017 to 15 April 2017 to determine the ambient environmental conditions before the project commence any major construction works and it had been verified by IEC and endorsed by EPD.
- 1.1.6. This is the 46th Monthly Environmental Monitoring and Audit (EM&A) Report for the Contract which summaries the audit findings of the EM&A programme during the reporting period from 01 February to 28 February 2021.

1.2. Project Organization

- 1.2.1. The project organization structure and lines of communication with respect to the on-site environmental management structure is shown in **Appendix B**. The key personnel contact names and numbers are summarized in **Table 1.1**.

Table 1.1 Contact Information of Key Personnel

Party	Position	Name of Key Staff	Tel. No.	E-mail
Supervising Officer (AECOM Asia Co. Ltd.)	Chief Resident Engineer	Mr. C. Y. Hung	5222 6560	cy.hung@swstw-aecom.com
Independent Environmental Checker (ANewR Consulting Limited)	Director	Mr. James Choi	2618 2831	jpschoi@anewr.com
Contractor (ATAL-DEGREMONT-CHINA HARBOUR JOINT VENTURE)	Environmental Supervisor	Mr. Tony Kwok	5535 0654	tony.kwok@c302.chk.com
Environmental Team (ETS-Testconsult Ltd.)	Environmental Team Leader	Mr. C. L. Lau	2946 7791	env@ets-testconsult.com

1.3. Construction Programme

1.3.1. A copy of the Contractor's construction programme is provided in **Appendix C**.

1.4. Construction Works Undertaken During the Reporting Period

1.4.1. A summary of the construction activities undertaken during this reporting period is shown below:

- ABWF;
- Superstructure (RC);
- External Structural Works

2. AIR QUALITY MONITORING

2.1. Monitoring Requirements

2.1.1. 1-hr and 24-hr TSP levels were monitored in the reporting month in accordance with the EM&A Manual. Two air monitoring locations were selected which was shown in **Figure 1**.

2.2. Monitoring Equipment

1-hour TSP Monitoring

1-hour TSP levels were measured by using dust meter which are capable of producing comparable results as the by high volume sampling method, to indicate short event impacts. The dust meter is compliant to the clause 1.2.5 of "General Technical Requirement of Environmental Monitoring" and clause 2.2 of "Generic Environmental Monitoring and Audit Manual".

Table 2.1 summarized the dust meter model used during the baseline monitoring. Copies of calibration certificates for dust meters were attached in **Appendix D1**.

Table 2.1 Air Quality Monitoring Equipment

Equipment	Model
Dust Meter	SIBATA LD-3B / SIBATA LD-5
High volume sampler (HVS)	Greasby GMW (GS2310)
Calibrator	Tisch TE-5025A

1-hr air quality monitoring (Dust Meter)**Measuring Procedures**

The measuring procedures of the dust meter are in accordance with the Manufacturer's instruction Manual as follows:

- Press POWER to ON, check the battery indicator to ensure whether the power supply is enough to conduct the TSP monitoring;
- Press TIMER SET to Manual;
- Press START/STOP SWITCH to start the TSP monitoring;
- Press START/STOP SWITCH to stop the TSP monitoring after monitoring complete;
- Record measured COUNT directly from the dust meter and calculate the TSP level by using the equation of the certificate.

Maintenance & Calibration (QA/QC)

- Dust meter should be checked at 3-month intervals and calibrated at half-year intervals throughout all stages of air quality monitoring.

24-hr air quality monitoring (HVS)**Instrumentation**

High volume sampler, as HVS, (Greasby GMWS2310) complete with appropriate sampling inlets were employed for both 1-hour and 24-hour TSP monitoring. The sampler is composed of a motor, a filter holder, a flow controller and a sampling inlet and its performance specification complies with that required by USEPA standard Title 40, Code of Federation Regulations Chapter 1 (Part 50).

Installation

The installation of HVS refers to the requirement stated in EM&A Manual.

Operation/Analytical Procedures

Operating/analytical procedures for the operation of HVS are as below:

- Prior to the commencement of the dust sampling, the flow rate of the high volume sampler was properly set (between 0.6m³/min and 1.7m³/min.) in accordance with the manufacturer's instruction to within the range recommended in USEPA Standard Title 40, CFR Part 50. The flow rate was indicated on the flow rate chart.
- For TSP sampling, fiberglass filters (Whatman G653) were used.
- The power supply was checked to ensure the sampler worked properly.
- On sampling, the sampler was operated 5 minutes to establish thermal equilibrium before placing any filter media at designated air monitoring station.
- The filter holding frame was then removed by loosening the four nuts and carefully a weighted and conditioned filter was centered with the stamped number upwards, on a supporting screen.
- The filter was aligned on the screen so that the gasket formed an air-tight seal on the outer edges of the filter. Then the filter holder frame was tightened to the filter holder with swing bolts. The applied pressure should be sufficient to avoid air leakage at the edges.
- The programmable timer will be set for a sampling month of 1 hour or 24 hours. Information was recorded on the record sheet, which included the starting time, the weather condition and the filter number (the initial weight of the filter paper can be found out by using the filter number.).
- After sampling, the filter was transferred from the filter holder of the HVS to a sealed plastic bag and sent to the laboratory for weighting. The elapsed time was also recoded.
- Before weighting, all filters were equilibrated in desiccators for 24 hour with the temperature of 25°C ± 3°C and the relative humidity (RH) <50% ±5%.

Maintenance & Calibration (QA/QC)

- HVS and their accessories should be maintained in good working condition, such as replacing motor brushes routinely and checking electrical wiring to ensure a continuous power supply.
- HVS should be calibrated at bi-monthly intervals.

Wind Data Monitoring

Wind data (wind speed and wind direction) were directly extracted from Hong Kong Observatory. All wind data during this reporting month are shown in **Appendix G**.

2.3. Monitoring Parameters, Frequency and Duration

2.3.1. **Table 2.2** summarizes the monitoring parameters, monitoring duration and frequencies of impact air quality monitoring.

Table 2.2 Monitoring Parameters, Duration and Frequencies of Impact Air Quality Monitoring

Parameter	Duration	Frequency
1-hr TSP	1 hr (0800-1900)	Three times per 6 days
24-hr TSP	24 hr	Once per 6 days

2.3.2. In this reporting period, a total of 18 occasions of 1-hour TSP monitoring and 6 events of 24-hour TSP monitoring were undertaken and the schedule was shown in **Table 2.3**

Table 2.3 Time Schedule of Impact Air Quality Monitoring

February 2021						
Sunday	Monday	Tuesday	Wednesday	Thursday	Friday	Saturday
	1	2 ▼	3	4	5	6 ▼
7	8	9	10 ▼	11	12	13
14	15	16 ▼	17	18	19	20
21	22 ▼	23	24	25	26	27 ▼
28						

Remark: (▼) = Air quality monitoring carried out by ET

2.4. Action and Limit Levels

The criteria for Action and Limit levels have been set out in the contract document of the Project as follows:

Table 2.4 The criteria of Action and Limit Levels for Air Quality

Parameters	Action	Limit
1-hour TSP Level ($\mu\text{g}/\text{m}^3$)	For baseline level $\leq 384\mu\text{g}/\text{m}^3$, Action level = (baseline level plus*1.3 + Limit Level) / 2	500 $\mu\text{g}/\text{m}^3$
	For baseline level $>384\mu\text{g}/\text{m}^3$, Action level = Limit Level	
24-hour TSP Level ($\mu\text{g}/\text{m}^3$)	For baseline level $< 200\mu\text{g}/\text{m}^3$, Action level = (baseline level plus*1.3 + Limit Level) / 2	260 $\mu\text{g}/\text{m}^3$
	For baseline level $\geq 200\mu\text{g}/\text{m}^3$, Action level = Limit Level	

Following the criteria shown in **Table 2.4**, the Action and Limit levels for 1-hour TSP derived as illustrated in **Table 2.5**.

Table 2.5 Action and Limit Levels for 1-hour TSP and 24-hour TSP

Air Quality Monitoring Station	1-hr TSP ($\mu\text{g}/\text{m}^3$)		24-hr TSP ($\mu\text{g}/\text{m}^3$)	
	Action Level	Limit Level	Action Level	Limit Level
ASR1a	309	500	260	260
ASR2b	292	500	228	260

2.5. Results and Observations

2.5.1. 1-hour and 24-hour TSP Monitoring Results

Monitoring data of both 1-hour and 24-hour TSP monitoring carried out in this reporting month are summarized in **Appendix D2**. Graphical presentation of 1-hour and 24-hour TSP monitoring results for the reporting month is shown in **Appendix D3**. Wind data included wind speed and wind direction was extracted from Hong Kong Observatory during this reporting month and is presented in **Appendix G**.

No exceedance of Action and Limit Level of 1-hr TSP and 24-hour TSP monitoring results was recorded during the reporting month.

2.5.2. Observation

Generally, 1-hour TSP and 24-hour TSP monitoring results fluctuated well below the Action Level in this reporting period. The major dust source observed near the monitoring stations was mainly from vehicles passing by the container yards and general earth works. It can be concluded that the contractor implemented sufficient dust mitigation measures during this reporting month.

2.6. Event and Action Plan

If the impact monitoring results exceed the Action and Limit Levels, the actions specified in **Table 2.6** shall be carried out.

Table 2.6 Event and Action Plan for Air Quality (Dust) during Construction Phase

EVENT	ACTION			
	ET	IEC	ER	CONTRACTOR
Action Level being exceeded for one sample	<ol style="list-style-type: none"> 1. Identify source; 2. Inform IEC and ER; 3. Repeat measurement to confirm finding; 4. Increase monitoring frequency to daily. 	<ol style="list-style-type: none"> 1. Check monitoring data submitted by ET; 2. Check Contractor's working method. 	<ol style="list-style-type: none"> 1. Notify Contractor. 	<ol style="list-style-type: none"> 1. Rectify any unacceptable practice; 2. Amend working methods if appropriate.
Action Level being exceeded for two or more consecutive samples	<ol style="list-style-type: none"> 1. Identify source; 2. Inform IEC and ER; 3. Repeat measurements to confirm findings; 4. Increase monitoring frequency to daily; 5. Discuss with IEC and Contractor on remedial actions required; 6. If exceedance 	<ol style="list-style-type: none"> 1. Check monitoring data submitted by ET; 2. Check Contractor's working method; 3. Discuss with ET and Contractor on possible remedial measures; 4. Advise the ER on the effectiveness of the proposed 	<ol style="list-style-type: none"> 1. Confirm receipt of notification of failure in writing; 2. Notify Contractor; 3. Ensure remedial measures are properly implemented. 	<ol style="list-style-type: none"> 1. Submit proposals for remedial actions to IEC within 3 working days of notification; 2. Implement the agreed proposals; 3. Amend proposal if appropriate.

EVENT	ACTION			
	ET	IEC	ER	CONTRACTOR
	continues, arrange meeting with IEC and ER; 7. If exceedance stops, cease additional monitoring.	remedial measures; 5. Supervise implementation of remedial measures.		
Limit Level being exceeded for one sample	1. Identify source; 2. Inform IEC, ER and EPD; 3. Repeat measurement to confirm finding; 4. Increase monitoring frequency to daily; 5. Assess effectiveness of Contractor's remedial actions; 8. Keep EPD and ER informed of the results.	1. Check monitoring data submitted by ET and Contractor's working method; 2. Discuss with Contractor on the possible mitigation measures; 6. Review the proposed mitigation measures submitted by Contractor and advise the ER accordingly.	1. Confirm receipt of notification of failure in writing; 2. Notify Contractor; 3. Check monitoring data and Contractor's working methods; 4. Discuss with IEC and Contractor on potential remedial actions; 4. Ensure remedial actions properly implemented.	1. Take immediate action to avoid further exceedance; 2. Submit proposals for remedial actions to ER within 3 working days of notification; 3. Implement the agreed proposals; 4. Amend proposal if appropriate.

EVENT	ACTION			
	ET	IEC	ER	CONTRACTOR
Limit Level being exceeded for two or more consecutive samples	<ol style="list-style-type: none"> 1. Identify source; 2. Inform IEC, ER and EPD the causes & actions taken for the exceedance s; 3. Repeat measurement to confirm findings; 4. Increase monitoring frequency to daily; 5. Investigate the causes of exceedance; 6. Arrange meeting with EPD and ER to discuss the remedial actions to be taken; 7. Assess effectiveness of Contractor's remedial actions and keep EPD and ER informed of the results; 8. If exceedance stops, cease additional monitoring. 	<ol style="list-style-type: none"> 1. Check monitoring data submitted by ET and Contractor's working method; 2. Discuss with Contractor on the possible mitigation measures; 3. Review the proposed mitigation measures submitted by Contractor and advise the ER accordingly; 4. Supervise the implementation of mitigation measures. 	<ol style="list-style-type: none"> 1. Confirm receipt of notification of failure in writing; 2. Notify Contractor; 3. Carry out analysis of Contractor's working procedures to determine possible mitigation to be implemented; 4. Discuss with IEC and the Contractor on potential remedial actions; 5. Review Contractor's remedial actions whenever necessary to assure their effectiveness; 6. If exceedance continues, consider what portion of the work is responsible and instruct the Contractor to stop that portion of work until the exceedance is abated. 	<ol style="list-style-type: none"> 1. Take immediate action to avoid further exceedance; 2. Submit proposals for remedial actions to ER within 3 working days of notification; 3. Implement the agreed proposals; 4. Resubmit proposals if problem still not resolved; 5. Stop the relevant portion of works as determined by the ER until the exceedance is abated.

3. NOISE MONITORING

3.1. Monitoring Requirements

- 3.1.1. Noise levels (L_{eq} , L_{10} and L_{90}) were monitored in the reporting month in accordance with the EM&A Manual.

3.2. Monitoring Equipment

Sound level meters used for impact noise monitoring were Type 1 sound level meters capable of giving a continuous readout of the noise level reading including equivalent continuous sound pressure level (L_{eq}) and percentile sound pressure level (L_x). They complied with International Electro technical Commission Publications 651:1979 (Type 1) and 804:1985 (Type 1). **Table 3.1** summarized the noise monitoring equipment model used during the baseline monitoring. Copies of calibration certificates for noise meters and calibrators were attached in **Appendix E1**.

Table 3.1 Noise Monitoring Equipment

Noise Monitoring Equipment	Model
Sound Level Meter	Rion NL-52
Sound Level Calibrator	Rion NC-73 / Castle GA607

3.3. Monitoring Duration and Frequency

3.3.1. Impact noise monitoring for the A-weighted levels L_{eq} , L_{10} and L_{90} in 30-minute interval was recorded once per 6 days.

3.3.2. In this reporting period, a total of 6 occasions of noise monitoring were undertaken and the schedule was shown in **Table 3.2**

Table 3.2 Time Schedule of Impact Noise Monitoring

February 2021						
Sunday	Monday	Tuesday	Wednesday	Thursday	Friday	Saturday
	1	2 ▼	3	4	5	6 ▼
7	8	9	10 ▼	11	12	13
14	15	16 ▼	17	18	19	20
21	22 ▼	23	24	25	26	27 ▼
28						

Remark: (▼) = Noise monitoring carried out by ET

3.4. Monitoring Locations

Two noise monitoring stations, NSR1a (晉榮貨櫃服務有限公司) and NSR2b (永康貨櫃服務有限公司) which shown in **Figure 1**, were required to perform impact noise monitoring during this reporting period.

The impact noise monitoring programme was summarized in **Table 3.3**.

Table 3.3 Noise Monitoring Stations

Noise monitoring station	Type of Measurement
NSR1a	Façade
NSR2b	Façade

3.5. Monitoring Methodology

Instrumentation

Integrating Sound Level Meters were employed for noise monitoring.

Operation/Analysis Procedures

- The Sound Level Meter was set on a tripod at a height of 1.2m above the ground.
- For free field measurement, the meter was positioned away from any nearby reflective surfaces.
- The battery condition was checked to ensure the correct functioning of the meter.
- Parameters such as frequency weighting, the time weighting and the measurement time were set as follows:
 - Frequency weighting : A
 - Time weighting : Fast
 - Time measurement : 30 mins
- Prior to and after each noise measurement, the meter was calibrated using a Calibrator for 94 dB at 1000HZ. If the difference in the calibration level before and after measurement was more than 1 dB(A), the measurement would be considered invalid and repeat measurement would be required after re-calibration or repair of the equipment.
- During the monitoring period, the L_{eq} , L_{10} and L_{90} were recorded. In addition, site conditions and noise sources were recorded on a standard record sheet.
- 3dB(A) correction had been added to the results if noise measurements were free-field.
- Noise monitoring would be cancelled in the presence of fog, rain, storm, wind with a steady speed exceeding 5m/s, or wind gusts exceeding 10m/s.

Maintenance and Calibration (QA/QC)

- The microphone head of the sound level meter and calibrator are cleaned with soft cloth at quarterly intervals.
- The meters are sent to the HOKLAS accredited laboratory or equivalent to check and calibrated at yearly intervals.

3.6. Actions and Limit Level

The Action and Limit Levels were established in **Table 3.4** for noise monitoring.

Table 3.4 Action and Limit Levels for Noise Monitoring

Time Period	Action	Limit
0700 –1900 hrs normal weekdays	When one documented complaint is received	75 dB(A)*

Remark: (*)70dB(A) for schools and 65dB(A) for schools during school examination period

3.7. Results and Observations

3.7.1. Results

Monitoring data of noise monitoring carried out in this reporting month are summarized in **Appendix E2**. Graphical presentation of noise monitoring results for the reporting month is shown in **Appendix E3**.

No exceedance of Action and Limit Level of noise monitoring results was recorded during the reporting month.

3.7.2. Observation

The noise monitoring data were found to be lower than the limit level. The major noise source during the monitoring event was the vehicles passing through the container yard entrance and the general earth works inside the construction site.

3.8. Event and Action Plan

If the impact monitoring results exceed the Action and Limit Levels, the actions specified in **Table 3.5** shall be carried out.

Table 3.5 Event/Action Plan for Construction Noise

EVENT	ACTION			
	ET	IEC	ER	CONTRACTOR
Action level	<ol style="list-style-type: none"> 1. Notify IEC and Contractor; 2. Carry out investigation; 3. Report the results of investigation to the IEC and Contractor; 4. Discuss with the Contractor and formulate remedial measures ; 5. Increase monitoring frequency to check the effectiveness of mitigation measures. 	<ol style="list-style-type: none"> 1. Review the analyzed results submitted by the ET; 2. Review the proposed remedial measures by the Contractor and advise the ER accordingly; 3. Supervise the implementation of remedial measures. 	<ol style="list-style-type: none"> 1. Confirm receipt of notification in writing; 2. Notify Contractor; 3. Require Contractor to propose remedial measures for the analyzed noise problem; 4. Ensure mitigation measures are properly implemented. 	<ol style="list-style-type: none"> 1. Submit noise mitigation proposal to IEC; 2. Implement noise mitigation proposals.
Limit level	<ol style="list-style-type: none"> 1. Notify IEC, ER, EPD & Contractor; 2. Identify source; 3. Repeat measurement to confirm findings; 4. Increase monitoring frequency; 5. Carry out analysis of Contractor's working procedures to determine possible mitigation to be implemented; 6. Inform IEC, ER and EPD the causes and actions taken for the exceedances; 	<ol style="list-style-type: none"> 1. Discuss amongst ER, ET, and Contractor on the potential remedial actions; 2. Review Contractor's remedial actions whenever necessary to assure their effectiveness and advise the ER accordingly; 3. Supervise the implementation of remedial measures. 	<ol style="list-style-type: none"> 1. Confirm receipt of notification in writing; 2. Notify Contractor; 3. Require Contractor to propose remedial measures for the analyzed noise problem; 4. Ensure mitigation measures are properly implemented; 5. If exceedances continues, consider what portion of the work is responsible and instruct the Contractor 	<ol style="list-style-type: none"> 1. Undertake immediate action to avoid further exceedance; 2. Submit proposals for remedial actions to IEC within 3 working days of notification; 3. Implement the agreed proposals; 4. Resubmit proposals if problem still not under control; 5. Stop the relevant portion of works as determined by ER, until the

	<p>7. Assess the effectiveness of Contractor's remedial actions and keep IEC, EPD and ER informed of the results;</p> <p>8. If exceedance stops, cease additional monitoring.</p>		to stop that portion of work until the exceedance is abated.	exceedance is abated.
--	---	--	--	-----------------------

4. WATER QUALITY MONITORING

4.1. Monitoring Requirements

- 4.1.1. Water quality was monitored in the reporting month in accordance with the EM&A Manual at one alternative water quality monitoring station, R1b (at Tin Shui Wai Nullah) which shown in **Figure 2**.

4.2. Monitoring Methodology and Equipment

For In-situ Water Quality Measurement

Dissolved Oxygen (DO) measuring equipment

A portable, weatherproof DO-measuring meter with built-in salinity compensation (e.g. YSI 85, YSI Pro 2030 or equivalent) was used in the baseline monitoring. It can be capable for measuring dissolved oxygen level in the range of 0-20 mg/L and 0-200 % saturation.

For Water Sampling and Sample Analysis

Water Sampler

A water sampler comprising a metal bucket was lowered into the water body.

Water Container

The sample container, made by high-density polythene, was rinsed with a portion of the water sample. The water sample was then transferred to the container, labelled with a unique sample ID and sealed with a screw cap. The water samples were stored in a cool box maintained at 4°C. The water samples will then be delivered to Environmental Laboratory of ETS-Testconsult Ltd (HOKLAS Registration No. 022) on the same day for analysis according to the Standard Method APHA 19ed.

The summary of testing methods of testing parameters required was shown in **Table 4.1**.

Table 4.1 Summary of Testing Procedures for water samples

Parameters	Testing Procedure	Detection Limit
Turbidity	Dissolved Oxygen Meter Measurement	0.1 NTU
Dissolved Oxygen	In house method refer to APHA 19 th ed 2130 B	0.01 mg/L
Total suspended solids	In house method refer to APHA 19 th ed 2540D	0.1 mg/L

4.3. Monitoring Frequency

- 4.3.1. Water samples were collected 3 times per week in 1 monitoring station. Three parameters including turbidity, dissolved oxygen and total suspended solids would be tested.

Table 4.2 Monitoring Frequency of Water Quality Monitoring

Parameters	Frequency	No. of sampling stations
Turbidity	3 times per week	1 station
Dissolved Oxygen		
Total suspended solids		

4.3.2. In this reporting period, a total of 12 occasions of water quality monitoring were undertaken and the schedule was shown in **Table 4.3**

Table 4.3 Time Schedule of Impact Water Quality Monitoring

February 2021						
Sunday	Monday	Tuesday	Wednesday	Thursday	Friday	Saturday
	1	2	3	4	5	6
		▼		▼		▼
7	8	9	10	11	12	13
		▼		▼		▼
14	15	16	17	18	19	20
		▼		▼		▼
21	22	23	24	25	26	27
		▼		▼		▼
28						

Remark: (▼) = Water quality monitoring carried out by ET

4.4. Quality Assurance (QA) / Quality Control (QC)

For in-situ measurements, at each measurement / sampling, two consecutive measurements of turbidity and dissolved oxygen (DO) were taken. The probes were retrieved out of the water after the first measurement and then re-deployed for the second measurement. If the difference between the first and second measurement is greater than 25% the reading will be discarded and the measurements will be repeated.

For laboratory analysis of water, test method of all test parameters and the QA/QC samples were carried out in accordance with the requirements of HOKLAS.

For our QA/QC procedure, one QC sample, one duplicate sample and one sample spike of every batch of 20 samples were analyzed.

The calibration certifications of water quality monitoring equipments were shown in **Appendix F1**.

4.5. Actions and Limit Levels

The criteria for Action and Limit Levels have been set out as follows:

Table 4.4 The criteria of Action and Limit Levels for Water Quality

Parameters	Unit	Action Level	Limit Level
Turbidity	NTU	95%ile of baseline data	99%ile of baseline data
Dissolved Oxygen	mg/L	5%ile of baseline data	1%ile of baseline data
Suspended solids	mg/L	95%ile of baseline data	99%ile of baseline data

Following the criteria shown in **Table 4.4**, the Action and Limit Levels for monitoring parameters derived as illustrated in **Table 4.5**.

Table 4.5 Action and Limit Levels for Water Quality

Parameters	Unit	Action	Limit
Turbidity	NTU	19.8	20.5
Dissolved Oxygen	mg/L	1.84	1.81
Suspended Solid	mg/L	17.0	17.8

4.6. Result and Observation

4.6.1. Result

Monitoring data of water quality monitoring carried out in this reporting month are summarized in **Appendix F2**. Graphical presentation of the monitoring results for the reporting month is shown in **Appendix F3**.

No exceedance of Action and Limit Level of water quality monitoring results was recorded during the reporting month.

4.6.2. Observation

Generally, the turbidity and suspended solids were found to be lower than the action level. Besides, all results of dissolved oxygen measured in this reporting month were higher than the action level.

4.7. Event and Action Plan

If the impact monitoring results of the individual parameters exceed the Action and Limit Levels, the actions specified in **Table 4.6** shall be carried out.

Table 4.6 Event and Action Plan for Water Quality

Event	Action				
	ET Leader		IEC	ER	Contractor
Action Level being exceeded by one sampling day	1. Repeat in-situ measurement to confirm findings; 2. Identify reasons for non-compliance and sources of impact; 3. Inform IEC and Contractor; 4. Check monitoring data, all plant, equipment and Contractor's working methods; 5. Discuss mitigation measures with IEC and Contractor; 6. Repeat	1. Discuss with ET and Contractor on the mitigation measures; 2. Review proposals on mitigation measures submitted by Contractor and advise the ER accordingly; 3. Assess the effectiveness of the implemented mitigation measures.	1. Discuss with IEC on the proposed mitigation measures; 2. make agreement on the mitigation measures to be implemented; 3. Assess the effectiveness of the implemented mitigation measures.	1. Inform the ER and confirm notification of the non-compliance in writing; 2. Rectify unacceptable practice; 3. Check all plant and equipment 4. Consider changes of working methods; 5. Discuss with ET and IEC and propose mitigation measures to IEC and ER; 6. Implement the agreed mitigation measures.	



Event	Action			
	ET Leader	IEC	ER	Contractor
	measurement on next day of exceedance.			
Action Level being exceeded by more than two consecutive sampling days	<ol style="list-style-type: none"> 1. Repeat in-situ measurement to confirm findings; 2. Identify reasons for non-compliance and sources of impact; 3. Inform IEC and Contractor; 4. Check monitoring data, all plant, equipment and Contractor's working methods; 5. Discuss mitigation measures with IEC and Contractor; 6. Ensure mitigation measures are implemented; 7. Prepare to increase the monitoring frequency to daily; 8. Repeat measurement on next day of exceedance. 	<ol style="list-style-type: none"> 1. Discuss with ET and Contractor on the mitigation measures; 2. Review proposals on mitigation measures submitted by Contractor and advise the ER accordingly; 3. Assess the effectiveness of the implemented mitigation measures. 	<ol style="list-style-type: none"> 1. Discuss with IEC on the proposed mitigation measures; 2. Make agreement on the mitigation measures to be implemented; 3. Assess the effectiveness of the implemented mitigation measures. 	<ol style="list-style-type: none"> 1. Inform the ER and confirm notification of the non-compliance in writing; 2. Rectify unacceptable practice; 3. Check all plant and equipment; 4. Consider changes of working methods; 5. Discuss with ET and IEC and propose mitigation measures to IEC and ER within 3 working days; 6. Implement the agreed mitigation measures.
Limit Level being exceeded by one sampling day	<ol style="list-style-type: none"> 1. Repeat in-situ measurement to confirm findings; 2. Identify reasons for non-compliance and sources of impact; 3. Inform IEC, Contractor 	<ol style="list-style-type: none"> 1. Discuss with ET and Contractor on the mitigation measures; 2. Review proposals on mitigation measures submitted by Contractor and advise 	<ol style="list-style-type: none"> 1. Discuss with IEC, ET and Contractor on the proposed mitigation measures; 2. Request Contractor to critically review the working methods; 	<ol style="list-style-type: none"> 1. Inform the ER and confirm notification of the non-compliance in writing; 2. Rectify unacceptable practice; 3. Check all plant and equipment;



Event	Action			
	ET Leader	IEC	ER	Contractor
	4. or and EPD; Check monitoring data, all plant, equipment and Contractor's working methods; 5. Discuss mitigation measures with IEC, ER and Contractor; 6. Ensure mitigation measures are implemented; 7. Increase the monitoring frequency to daily until no exceedance of Limit Level.	the ER accordingly; 3. Assess the effectiveness of the implemented mitigation measures.	3. Make agreement on the mitigation measures to be implemented; 4. Assess the effectiveness of the implemented mitigation measures.	4. Consider changes of working methods; 5. Discuss with ET, IEC and ER and propose mitigation measures to IEC and ER within 3 working days; 6. Implement the agreed mitigation measures.
Limit Level being exceeded by more than two consecutive sampling days	1. Repeat in-situ measurement to confirm findings; 2. Identify reasons for non-compliance and sources of impact; 3. Inform IEC, Contractor and EPD; 4. Check monitoring data, all plant, equipment and Contractor's working methods; 5. Discuss mitigation measures with IEC, ER and Contractor; 6. Ensure mitigation measures are	1. Discuss with ET and Contractor on the mitigation measures; 2. Review proposals on mitigation measures submitted by Contractor and advise the ER accordingly; 3. Assess the effectiveness of the implemented mitigation measures.	1. Discuss with IEC, ET and Contractor on the proposed mitigation measures; 2. Request Contractor to critically review the working methods; 3. Make agreement on the mitigation measures to be implemented; 4. Assess the effectiveness of the implemented mitigation measures; 5. Consider and instruct, if necessary, the Contractor to slow down or	1. Inform the ER and confirm notification of the non-compliance in writing; 2. Rectify unacceptable practice; 3. Check all plant and equipment; 4. Consider changes of working methods; 5. Discuss with ET, IEC and ER and propose mitigation measures to IEC and ER within 3 working days; 6. Implement the agreed mitigation measures; 7. As directed by

Event	Action			
	ET Leader	IEC	ER	Contractor
	7. implemented; Increase the monitoring frequency to daily until no exceedance of Limit Level for two consecutive days.		to stop all or part of the marine work until no exceedance of Limit Level.	the ER, to slow down or to stop all or part of the marine work or construction activities.

5. ENVIRONMENTAL SITE INSPECTION AND AUDIT

5.1. Site Inspection

- 5.1.1. Site Inspections were carried out on a weekly basis to monitor the implementation of proper environmental pollution control mitigation measures for the project. During the reporting period, site inspections were carried out on 05, 09, 19 and 25 February 2021.
- 5.1.2. Observations for the site inspections within this reporting period are summarized in **Table 5.1** and inspection checklists are attached in **Appendix H**.

Table 5.1 Summary of observation of site inspections

Date	Observations/Reminders	Follow-up Action	Closed Date
05 February 2021	1. Unsorted materials were discarded near site entrance.	1. The concrete debris and steel were sorted.	09 February 2021
09 February 2021	--	--	--
19 February 2021	1. General refuse were observed near Northern side. 2. Stagnant water in the drip tray were observed near Northern side.	1. General refuse were collected near Northern side. 2. Stagnant water in the drip tray were cleared near Northern side.	25 February 2021
25 February 2021	--	--	--

5.2. Landscape and Visual Audit

- 5.2.1. Landscape and visual audits were undertaken at least once every two weeks throughout the construction period by a competent landscape architect. During the reporting period, audits were carried out on 04 and 18 February 2021.
- 5.2.2. Observations and reminders were summarized in the landscape and visual impact assessment checklists which are attached in **Appendix I**.

5.3. Advice on the Solid and Liquid Waste Management Status

- 5.3.1. All types of waste arising from the construction work are classified into the following:
- Construction & Demolition (C&D) Material;
 - Chemical Waste;
 - General Refuse; and

- Excavated Soil

5.3.2. The quantities of waste for disposal in this Reporting Period are summarized in **Table 5.2** and **Table 5.3** and the Monthly Summary Waste Flow Table is shown in **Appendix J**. Whenever possible, materials were reused on-site as far as practicable.

Table 5.2 Summary of Quantities of Inert C&D Materials

Type of Waste	Quantity	Disposal Location
Reused in this Contract (Inert) (m ³)	0	--
Reused in other Projects (Inert) (m ³)	0	--
Disposed as Public Fill (Inert) (m ³)	130	Tuen Mun 38 Fill Bank

Table 5.3 Summary of Quantities of C&D Materials

Type of Waste	Quantity	Disposal Location
Recycled Metal (kg)	0	--
Recycled Paper / Cardboard Packing (kg)	0	--
Recycled Plastic (kg)	0	--
Chemical Wastes (kg)	0	--
General Refuses (m ³)	13.650	North East New Territories (NENT) Landfill

5.3.3. To control over the site performance on waste management, the Contractor shall ensure that all solid and liquid waste management works are in full compliance with the relevant license/permit requirements, such as the effluent discharge license and the chemical waste producer registration. The Contractor is also reminded to implement the recommended environmental mitigation measures according to the EM&A Manual based on actual site conditions.

5.4. Discharge License and Results of Effluent Monitoring

5.4.1. Effluent quality was monitored in the reporting month in accordance with the EM&A Manual at the discharge point. A discharge license under Water Pollution Control Ordinance was obtained by the Contractor upon commencement of the Project. Self-monitoring would be performed as per the requirement under the discharge license. According to the EM&A Manual, pH, chemical oxygen demand and total suspended solid are required to be analysed at least once every two week.

5.4.2. Effluent water samples were scheduled to be collected on 02 and 16 February 2021. The required testing parameter including pH, chemical oxygen demand and total suspended solid were carried out in a HOKLAS laboratory. The methods of chemical oxygen demand and total suspended solid determination follow APHA 19ed 5220 B and APHA 19ed 2540 D respectively. The laboratory reports for the discharge water are presented in **Appendix N**.

5.4.3. For effluent quality monitoring as per the discharge license requirement, the results complied with the discharge license requirement.

5.5. Environmental Licenses and Permits

5.5.1. The valid environmental licenses and permits during the reporting period are summarized in **Appendix K**.

5.6. Implementation Status of Environmental Mitigation Measures

5.6.1. The environmental mitigation measures that recommended in the Environmental Monitoring and Audit Manual covered the issues of dust, noise, water and waste and they are summarized as following:

Dust Mitigation Measures

- a. The working area for the uprooting of trees, shrubs, or vegetation or for the removal of boulders, poles, pillars or temporary or permanent structures should be sprayed with water or a dust suppression chemical immediately before, during and immediately after the operation so as to maintain the entire surface wet;
- b. All demolished items (including trees, shrubs, vegetation, boulders, poles, pillars, structures, debris, rubbish and other items arising from site clearance) that may dislodge dust particles should be covered entirely by impervious sheeting or placed in an area sheltered on the top and the 3 sides within a day of demolition;
- c. Vehicle washing facilities including a high pressure water jet should be provided at every discernible or designated vehicle exit point;
- d. The area where vehicle washing takes place and the section of the road between the washing facilities and the exit point should be paved with concrete, bituminous materials or hardcores;
- e. Where a site boundary adjoins a road, street, service and or other area accessible to the public, hoarding of not less than 2.4m from ground level should be provided along the entire length of that portion of the site boundary except for a site entrance or exit;
- f. Every main haul road (i.e. any course inside a construction site having a vehicle passing rate of higher than 4 in any 30 minutes) should be paved with concrete, bituminous materials, hardcores or metal plates, and kept clear of dusty materials; or sprayed with water or a dust suppression chemical so as to maintain the entire road surface wet;
- g. The portion of any road leading only to a construction site that is within 30m of a discernible or designated vehicle entrance or exit should be kept clear of dusty materials;
- h. Immediately before leaving a construction site, every vehicle should be washed to remove any dusty materials from its body and wheels;
- i. Where a vehicle leaving a construction site is carrying a load of dusty materials, the load should be covered entirely by clean impervious sheeting to ensure that the dusty materials do not leak from the vehicle;
- j. The working area of any excavation or earth moving operation should be sprayed with water or a dusty suppression chemical immediately before, during and immediately after the operation so as to maintain the entire surface wet;
- k. Exposed earth shall be properly treated by compaction, turfing, hydroseeding, vegetation planting or sealing with latex, vinyl, bitumen, shotcrete or other suitable surface stabilizer within 6 months after the last construction activity on the construction site or part of the construction site where the exposed earth lies;
- l. Any stockpile of dusty material should be either covered entirely by impervious sheeting; placed in an area sheltered on the top and the 3 sides; or sprayed with water or a dust suppression chemical so as to maintain the entire surface wet.

Noise Mitigation Measures

- a. Quiet plants should be used in order to reduce the noise impacts to protect the nearby NSRs.
- b. Temporary and Movable Noise Barriers should be used in order to reduce the noise impact to the surrounding sensitive receivers
- c. The contractor should site noisy equipment and activities as far from sensitive receivers as practical.
- d. Idle equipment should be turned off or throttled down.
- e. Construction activities should be planned so that parallel operation of several sets of equipment close to a given receiver is avoided
- f. Construction plant should be properly maintained and operated.

Water Quality Mitigation Measures

- a. Exposed stockpiles should be covered with tarpaulin or impervious sheets before a rainstorm occurs;
- b. The exposed soil surfaces should also be properly protected to minimize dust emission;
- c. The stockpiles of materials should be placed in the locations away from the drainage channel so as to avoid releasing materials into the channel;
- d. Wheel washing facilities should be provided at site exits to ensure that earth, mud and debris would not be carried out of the works areas by vehicles;
- e. Provision of site drainage systems and treatment facilities would be required to minimize the water pollution;

- f. A discharge license needs to be applied from EPD for discharging effluent from the construction site;
- g. The treated effluent quality is required to meet the requirements specified in the discharge license;
- h. Provision of chemical toilets is required to collect sewage from workforce. The chemical toilets should be cleaned on a regular basis;
- i. A licensed waste collector should be employed to clean the chemical toilets and temporary storage tank on a regular basis;
- j. Illegal disposal of chemicals should be strictly prohibited;
- k. Registration as a chemical waste producer is required if chemical wastes are generated and need to be disposed of. The Waste Disposal Ordinance (Cap 354) and its subsidiary regulations in particular the Waste Disposal (Chemical Waste) (General) Regulation should be observed and complied with for control of chemical wastes;
- l. Disposal of chemical wastes should be carried out in compliance with the Waste Disposal Ordinance. The Code of Practice on the Packaging, Labelling and Storage of Chemical Wastes published under the Waste Disposal Ordinance should be used as a guideline for handling chemical wastes;
- m. The impact from accidental spillage of chemicals can be effectively controlled through good management practices.
- n. Waste water (generated from the clean-up of a spillage of grit from a skip onto the ground in front of SSSB on 9 November 2020) and flowed into the adjacent stormwater system was stopped and removed before reaching the site boundary.

Waste Management Mitigation Measures

- a. Segregation and storage of different types of waste in different containers, skips or stockpiles to enhance reuse or recycling of materials and their proper disposal;
- b. To encourage collection of aluminium cans by individual collectors, separate bins should be provided to segregate this waste from other general refuse generated by the workforce;
- c. Any unused chemicals or those with remaining functional capacity should be recycled;
- d. Prior to disposal of C&D waste, it is recommended that wood, steel and other metals be separated for re-use and/or recycling and inert waste as fill material to minimize the quantity of waste to be disposed of to landfill;
- e. Proper storage and site practices to minimize the potential for damage or contamination of construction materials; and
- f. Plan and stock construction materials carefully to minimize amount of waste generated and avoid unnecessary generation of waste.

5.6.2. An updated summary of the Environmental Mitigation Implementation Schedule (EMIS) is presented in **Appendix L**. Most of the necessary mitigation measures were implemented properly. Any deficiencies were noted in the remarks of the schedule.

5.7. Summary of Exceedance of the Environmental Quality Performance Limit

5.7.1. There was no Action and Limit level exceedance of 1-hour and 24-hr TSP monitoring was recorded at station ASR1a and ASR2b during this reporting month.

5.7.2. There was no Action and Limit Level exceedance for noise recorded at station NSR1a and NSR2b during the reporting period.

5.7.3. There was no Action and Limit Level exceedance for water quality monitoring recorded at station R1b during the reporting period.

5.8. Summary of Complaints, Notification of Summons and Successful Prosecution

5.8.1. There were no complaints received during the reporting period.

5.8.2. There were no notifications of summons or prosecutions received during the reporting period.

5.8.3. A summary of environmental complaints, notifications of summons and successful prosecutions was given in **Table 5.4**.

Table 5.4 Summary of Environmental Complaints Notification of Summons and Successful Prosecution

Reporting Period	Cumulative Statistic		
	Complaints	Notifications of summons	Successful prosecutions
The reporting period	0	0	0
From commencement date of construction to end of reporting month	0	0	0

6. FUTURE KEY ISSUES

6.1. Construction Programme for the Coming Months

6.1.1. As informed by the Contractor, the major construction activities for March 2021 are included:

- *Superstructure (RC);*
- *External Structural Works;*
- *Retaining wall construction and the associated backfilling along the site boundary*

6.2. Key Issues for the Coming Month

Key issues to be considered in the coming month include:

- *Chemical and waste management and precautions against leakage;*
- *Treatment of runoff and wastewater prior to discharge;*
- *Dust and Noise generated from construction activities; and*
- *Prevention of odour nuisance*

Mitigation measures to be required in the coming month:

Air Quality Impact

- To provide adequate water spraying in the worksite;
- To operate and maintain automatic wheel washing facilities properly;
- To provide road sweeping site entrance and public roads outside site entrance;
- To ensure implementation of the dust mitigation measures for the site activities;
- To maintain proper operation of the mist spraying system;
- To provide proper maintenance for vehicles and machines on site; and
- To investigate any other dust sources around the air sensitive receivers

Noise

- To switch off equipment if not in use;
- To operate silent equipment;
- To identify the noise sources inside and outside of the site; and
- To follow up any exceedance caused by the construction work inside the worksite

Water Quality Impact

- To ensure the drainage system was maintained properly;
- To maintain the existing silt trap to ensure good efficiency of wheel wash facilities;
- To avoid stagnant water in the drip trays due to rainfall;
- To avoid any stagnant water or provide insecticide to avoid mosquito breeding

Chemical and Waste Management

- To remove waste from the site regularly;
- To properly store and handle chemical wastes on site;
- To implement trip ticket system for all the imported public fill and general refuse disposal;
- To maintain proper housekeeping;



- To identify C&D material by packaging, labelling, storage, transportation and disposal in accordance with statutory regulations.

6.3. Environmental Monitoring and Site Inspection Schedule for the Coming Month

- 6.3.1.** The tentative schedule for environmental monitoring and site inspection schedule for March 2021 is provided in **Appendix M**.

7. CONCLUSION

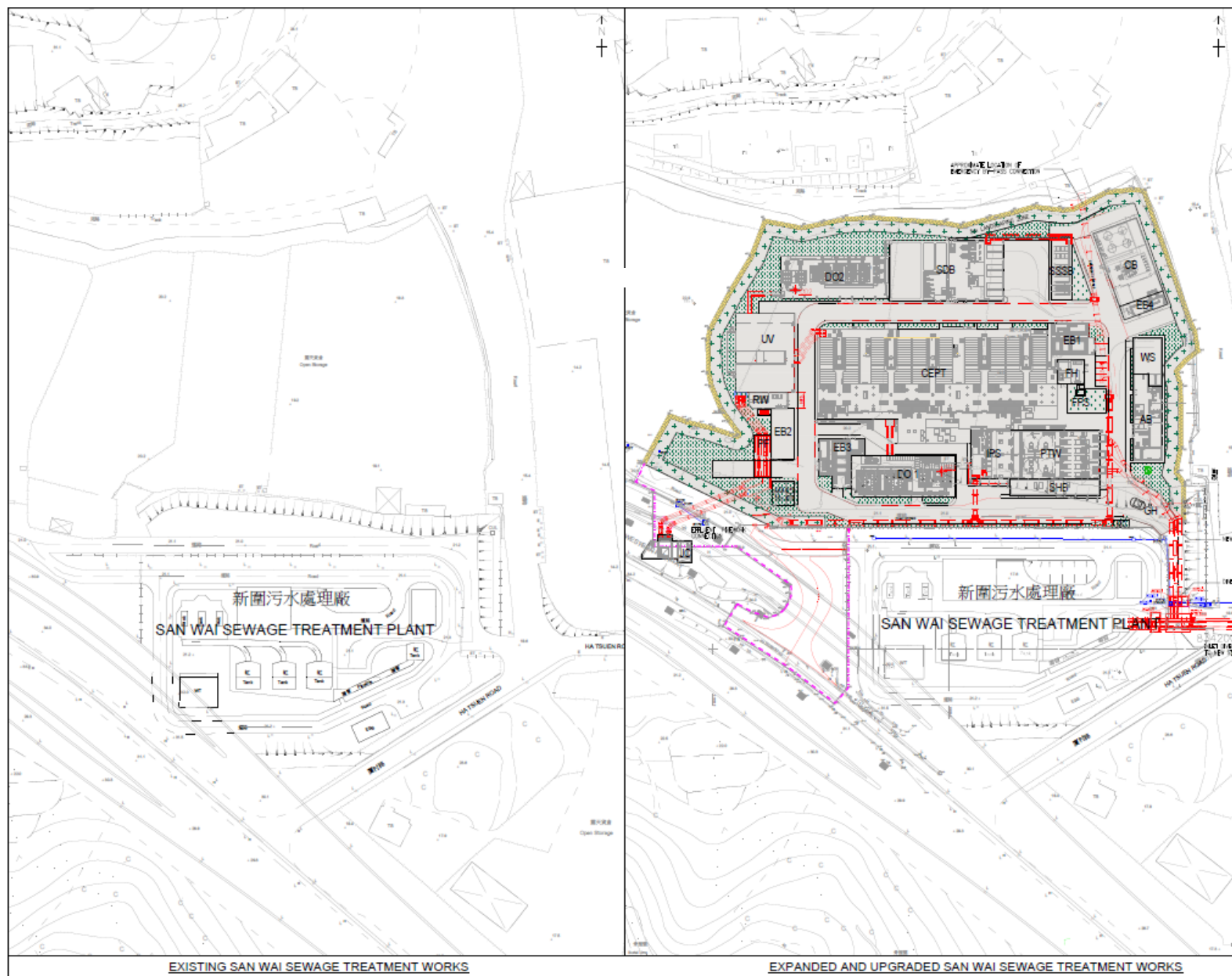
7.1. Conclusions

- 7.1.1.** There was no Action and Limit level exceedance of 1-hour and 24-hr TSP monitoring was recorded at station ASR1a and ASR2b during this reporting month.
- 7.1.2.** There was no Action and Limit Level exceedance for noise recorded at station NSR1a and NSR2b during the reporting period.
- 7.1.3.** There was no Action and Limit Level exceedance for water quality monitoring recorded at station R1b during the reporting period.
- 7.1.4.** There were no complaints received during the reporting period.
- 7.1.5.** There were no notifications of summons or prosecutions received during the reporting period.

– END OF REPORT –

Appendix A

Location of Works Areas

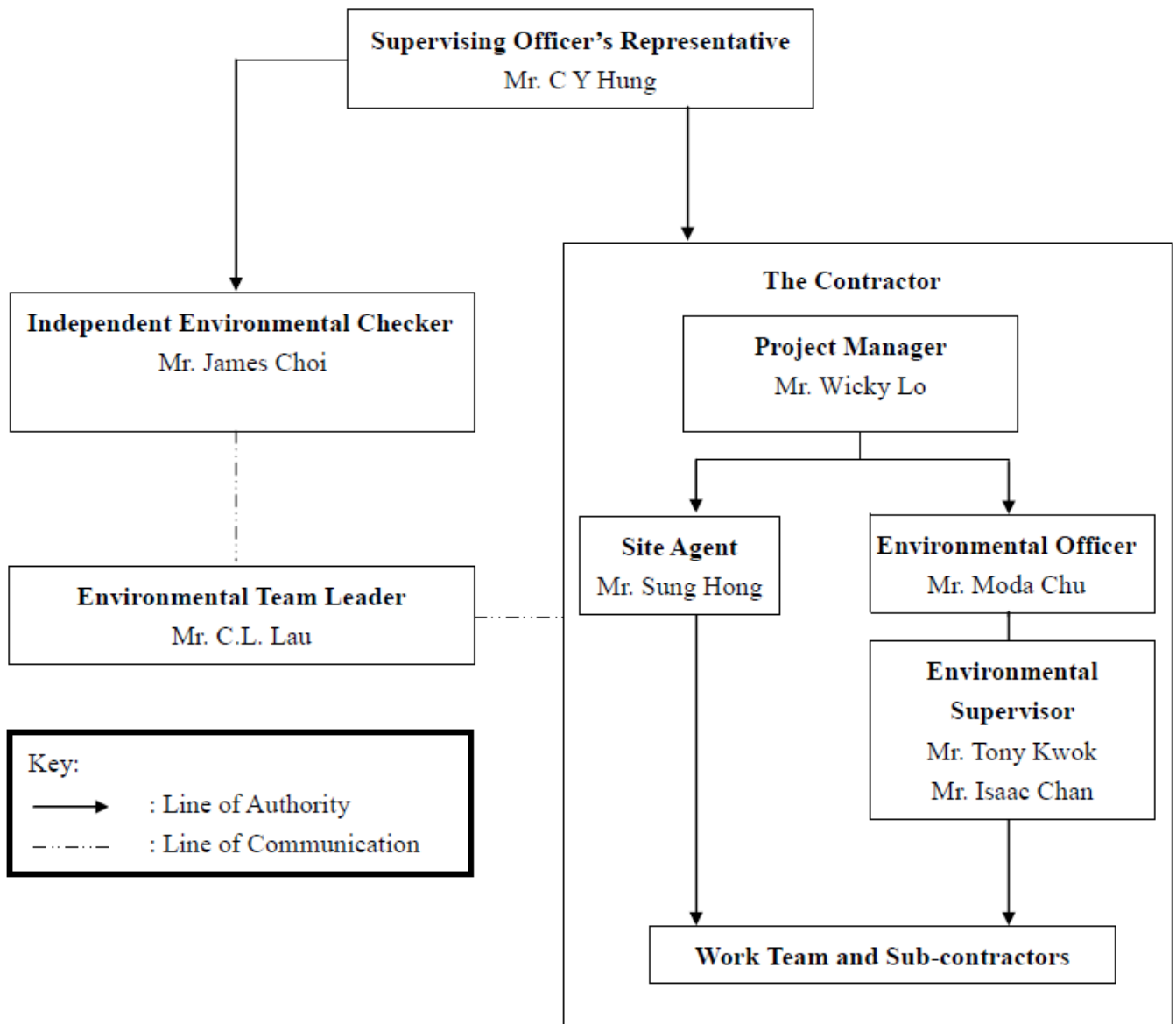


EXISTING SAN WAI SEWAGE TREATMENT WORKS

EXPANDED AND UPGRADED SAN WAI SEWAGE TREATMENT WORKS

Appendix B

Project Organization Chart



Appendix C

Construction Programme

DATA DATE: 28-Feb-21		LAYOUT: SW Project Phase 1 TP 6 (3M28Feb21)CODE			PAGE 1 OF 2				
Activity ID	Activity Name	At Completion Duration	Start	Finish	2021				
					Feb	Mar	Apr	May	Jun
SWSTW Phase 1 - 3 Month Rolling Programme (Mar 2021 to May 2021)					SWSTW Phase 1 - 3 Month Rolling Programme				
Key Date		0	16-Mar-21	16-Mar-21		Key Date			
Key Date		0	16-Mar-21	16-Mar-21		Key Date			
Solid Handling Building(DO Duct Screen Wall)		333	02-Jun-20 A	30-Apr-21				Solid Handling Building(DO Duct Screen Wall)	
Superstructure (RC) (GRP Stair)		7	24-Apr-21	30-Apr-21				Superstructure (RC) (GRP Stair)	
ABWF		287	02-Jun-20 A	15-Mar-21		ABWF			
Deodorization Facilities No.1		80	15-Dec-20 A	04-Mar-21		Deodorization Facilities No.1			
ABWF		7	26-Feb-21 A	04-Mar-21		ABWF			
External Structural Works (Synthetic Timber & Vertical Greening)		80	15-Dec-20 A	04-Mar-21		External Structural Works (Synthetic Timber & Vertical Greening)			
Existing Junction Chamber		30	19-Apr-21	18-May-21				Existing Junction Chamber	
Bar Screen Installation		30	19-Apr-21	18-May-21				Bar Screen Installation	
Street Fire Hydrant Pump Room & GENSET Room		14	15-Mar-21	28-Mar-21		Street Fire Hydrant Pump Room & GENSET Room			
Remaining Works on the Roof (Protective Fencing for the Exhaust Pipe of Emergency Generator)		14	15-Mar-21	28-Mar-21		Remaining Works on the Roof (Protective Fencing for the Exhaust Pipe of Emergency Generator)			
Foul Water Pump Room		4	28-Mar-21	31-Mar-21		Foul Water Pump Room			
Superstructure (RC) (Manhole Cover and Frame)		4	28-Mar-21	31-Mar-21		Superstructure (RC) (Manhole Cover and Frame)			
Slopes and Retaining Wall		350	16-May-20 A	30-Apr-21				Slopes and Retaining Wall	
Section Completion Date		35	05-Mar-21	09-Apr-21		Section Completion Date			
Section Completion Date		35	05-Mar-21	09-Apr-21		Section Completion Date			
Section 1		92	04-Dec-20 A	05-Mar-21		Section 1			
North of DO2		92	04-Dec-20 A	05-Mar-21		North of DO2			
Section 2		194	15-Sep-20 A	27-Mar-21		Section 2			
North of SSSB		194	15-Sep-20 A	27-Mar-21		North of SSSB			
North of CB, EB4 and SDB		143	05-Nov-20 A	27-Mar-21		North of CB, EB4 and SDB			
Section 3		145	07-Dec-20 A	30-Apr-21		Section 3			
East of CB and EB4		132	20-Dec-20 A	30-Apr-21		East of CB and EB4			
East of AB and WS		113	07-Dec-20 A	29-Mar-21		East of AB and WS			
East of GH		110	07-Dec-20 A	26-Mar-21		East of GH			
Slope		320	16-May-20 A	31-Mar-21		Slope			
West Side of the Project		320	16-May-20 A	31-Mar-21		West Side of the Project			
Underground Utilities Along EVA		538	29-Sep-19 A	19-Mar-21		Underground Utilities Along EVA			
ZONE 5		538	29-Sep-19 A	19-Mar-21		ZONE 5			
Underground Utilities Along EVA		538	29-Sep-19 A	19-Mar-21		Underground Utilities Along EVA			
UJZ5030 8x150 ELV / 14x150 LV / 2x107 Telecom / Remaining Foulwater/Stormwater Pipe		531	29-Sep-19 A	12-Mar-21		8x150 ELV / 14x150 LV / 2x107 Telecom / Remaining Foulwater/Stormwater Pipe			
UJZ5035 Backfilling up to Elevation +20.2 Mpd		7	13-Mar-21	19-Mar-21		Backfilling up to Elevation +20.2 Mpd			
Emergency Vehicle Access Road		235	21-Aug-20 A	12-Apr-21		Emergency Vehicle Access Road			
ZONE 5		11	20-Mar-21	30-Mar-21		ZONE 5			

</

 Actual Work
 Remaining Work
 Critical Remaining Work
 Milestone
 Summary



 ATAL-Degremont-China Harbour Joint Venture

TASK filter: 3 Months Rolling Programme C&S Works.

CONTRACT NO. DC/2013/10 DESIGN, BUILD & OPERATE
 SAN WAI SEWAGE TREATMENT WORKS - PHASE 1
 THREE (3) MONTHS ROLLING PROGRAMME (28 Feb 2021)
 C&S WORKS

Date	Revision	Checked	Approved
28-Feb-21	Three (3) Months Rolling Programme...		

DATA DATE: 28-Feb-21		LAYOUT: SIW Project Phase 1 TP 6 (3M28Feb21)CODE			PAGE 2 OF 2				
Activity ID	Activity Name	At Completion Duration	Start	Finish	2021				
					Feb	Mar	Apr	May	Jun
11	Carriageway & Footway	20-Mar-21	30-Mar-21				Carriageway & Footway		
235	Road Marking	21-Aug-20 A	12-Apr-21				Road Marking		
235	Traffic Sign & Road Marking	21-Aug-20 A	12-Apr-21				Traffic Sign & Road Marking		
166	Landscape Works	23-Nov-20 A	07-May-21					Landscape Works	
166	Landscape Works	23-Nov-20 A	07-May-21					Landscape Works	
144	Landscape Works at Grade	15-Dec-20 A	07-May-21					Landscape Works at Grade	
138	Green Roof	23-Nov-20 A	09-Apr-21				Green Roof		

DATA DATE: 30-Nov-20		LAYOUT: SW Project Phase 1 TP 6 (3M30Nov20)EM			PAGE 1 OF 3				
Activity ID	Activity Name	At Completion Duration	Start	Finish	2020		2021		
					Nov	Dec	Jan	Feb	Mar
SWSTW Phase 1 - 3 Month Rolling Programme (Dec 2020 to Feb 2021)									
E&M Works									E&M Works
Statutory Works									Statutory Works
Procurement & Manufacture									
DG Store & Chemical Waste Storage Building (DG) and Irrigation & Cleansing Water Pump Room (ICW)									
Gatehouse (GH)									
Installation									Installation
U/U Interface Key Date									
Site Wide									Site Wide
Administration Building & Maintenance Workshop (AB & WS)									
Building Services - Installation (All Zone)									
Building Services - Operation Test									
Chemical Building (CB)									
Keydate									
Building Services - Operation Test									
Chemically Enhanced Primary Treatment (CEPT)									
Keydate									
Building Service - Installation									
Densadeg No.1-5									
Pump Room No.1-3									
Inlet and Outlet Channel									
Individual Inspection									
Building Services - Operation Test									
Deodorization Facilities No. 2 (DO 2)									
Zone 1 - DO 2									
Building Services - Installation									
Gatehouse (GH)									Gatehouse (GH)
Keydate									
Zone 1 - GH									
Electrical Equipment - Installation									
Building Services - Installation									
External Utilities Handed-over									
Physical Inspection									
Functional Test									Functional Test
Irrigation & Cleansing Water Pump Room (ICW)									
Zone 1 - ICW									
Building Services - Installation									



Actual Work

Remaining Work

Critical Remaining Work

Milestone

Summary

ATAL-Degremont-China Harbour Joint Venture

TASK filter: 3 Months Rolling Programme EM Works.

CONTRACT NO. DC/2013/10 DESIGN, BUILD & OPERATE

SAN WAI SEWAGE TREATMENT WORKS - PHASE 1

THREE (3) MONTHS ROLLING PROGRAMME (30 Nov 2020)

E&M WORKS

Date	Revision	Checked	Approved
30-Nov-20	Three (3) Months Rolling Programme...		

DATA DATE: 30-Nov-20		LAYOUT: SW Project Phase 1 TP 6 (30Nov20)/EM			PAGE 2 OF 3				
Activity ID	Activity Name	At Completion Duration	Start	Finish	2020		2021		
					Nov	Dec	Jan	Feb	Mar
Inlet Work, Preliminary Treatment Units & Inlet Pumping Station (PTW&IPS)									
	Individual Inspection	254	21-Mar-20 A	30-Nov-20					
	Building Services - Operational Test	128	03-Jun-20 A	30-Nov-20					
	Re-use Water Building (RW)	179	04-Jun-20 A	30-Nov-20					
	E&M Zone 1 - Re-use Water	179	04-Jun-20 A	30-Nov-20					
	Building Services - Installation	179	04-Jun-20 A	30-Nov-20					
	Building Services - Operation Test	120	15-Jun-20 A	30-Nov-20					
	Sludge Dewatering Building (SDB)	61	30-Sep-20 A	30-Nov-20					
	Building Services - Installation	61	30-Sep-20 A	30-Nov-20					
	Roof	61	30-Sep-20 A	30-Nov-20					
	Solid Handling Building (SHB)	221	23-Apr-20 A	30-Nov-20					
	Individual Inspection	221	23-Apr-20 A	30-Nov-20					
	Sludge Skip Storage Building (SSSB)	230	14-Apr-20 A	30-Nov-20					
	Zone 1 - SSSB	224	20-Apr-20 A	30-Nov-20					
	Building Services - Installation	224	20-Apr-20 A	30-Nov-20					
	External Utilities Hand-over	230	14-Apr-20 A	30-Nov-20					
	UV Disinfection Facility (UV)	467	18-Nov-19 A	26-Feb-21					
	Keydate	0	30-Nov-20	30-Nov-20					
	Zone 1 - Roof	170	10-Sep-20 A	26-Feb-21					
	Electrical Equipment - Installation	170	10-Sep-20 A	26-Feb-21					
	Zone 2 - Electrical Building	378	18-Nov-19 A	30-Nov-20					
	Building Services - Installation	378	18-Nov-19 A	30-Nov-20					
	Zone 3 - UV Inlet Channel	173	10-Jun-20 A	30-Nov-20					
	Mechanical Equipment - Installation	173	10-Jun-20 A	30-Nov-20					
	Individual Inspection	179	04-Jun-20 A	30-Nov-20					
Testing & Commissioning Phase-roadmap									
Testing & Commissioning Interfaces									
Documentation - General Requirements									
RMA-APP	Update EM&A Plan & Approved EPD	80	16-Nov-20 A	06-Apr-21					
RRT-PREP	Draft of Final Test Report - Preparation	28	25-Feb-21*	06-Apr-21					
Testing & Commissioning (Works)									
Main Streamline Keydates									
RD9	End of Phase 4	0	24-Dec-20	24-Dec-20					
Phase 4 - Operational Commissioning									
Phase 4 Preliminary Activities									
Validation of Phase 4 Critical Pre-Requisites - Step 1a									
Construction & Erection Completion - Step 1a									
RC703-W20	Completion - Items Type D	116	06-Sep-20 A	30-Dec-20					
Control & Automation Phase 2 & 3 Tests - Step 1a									
RC4-AUTO31	Troubleshooting & Tuning - Non Critical Items (Offsite: CONTROL BUILT)	90	07-Sep-20 A	05-Dec-20					
Validation of Phase 4 Critical Pre-Requisites - Step 1b									
Construction & Erection Completion - Step 1b									
RC703-W40	Completion - Items Type D	116	06-Sep-20 A	30-Dec-20					
Control & Automation Phase 2 & 3 Tests - Step 1b									


DATA DATE: 30-Nov-20		LAYOUT: SW Project Phase 1 TP 6 (3M30Nov20)/EM			PAGE 3 OF 3				
Activity ID	Activity Name	At Completion Duration	Start	Finish	2020		2021		
					Nov	Dec	Jan	Feb	Mar
RC4-AUTO82	Troubleshooting & Tuning - Non Critical Items (Offsite: CONTROL BUILT)	90	07-Sep-20 A	05-Dec-20		Troubleshooting & Tuning - Non Critical Items (Offsite: CONTROL BUILT)			
	Validation of Phase 4 Critical Pre-Requisites - Step 2	116	06-Sep-20 A	30-Dec-20			Validation of Phase 4 Critical Pre-Requisites - Step 2		
	Construction & Erection Completion - Step 2	116	06-Sep-20 A	30-Dec-20			Construction & Erection Completion - Step 2		
RC703-W60	Completion - Items Type D	116	06-Sep-20 A	30-Dec-20			Completion - Items Type D		
	Control & Automation Phase 2 & 3 Tests - Step 2	90	15-Sep-20 A	13-Dec-20			Control & Automation Phase 2 & 3 Tests - Step 2		
RC4-AUTO106	Troubleshooting & Tuning - Non Critical Items (Offsite: CONTROL BUILT)	90	15-Sep-20 A	13-Dec-20		Troubleshooting & Tuning - Non Critical Items (Offsite: CONTROL BUILT)			
	Validation of Phase 4 Critical Pre-Requisites - Step 3	120	07-Sep-20 A	04-Jan-21			Validation of Phase 4 Critical Pre-Requisites - Step 3		
	Construction & Erection Completion - Step 3	120	07-Sep-20 A	04-Jan-21			Construction & Erection Completion - Step 3		
RC703-W80	Completion - Items Type D	120	07-Sep-20 A	04-Jan-21			Completion - Items Type D		
	Control & Automation Phase 2 & 3 Tests - Step 3	90	07-Sep-20 A	05-Dec-20			Control & Automation Phase 2 & 3 Tests - Step 3		
RC4-AUTO07	Troubleshooting & Tuning - Non Critical Items (Offsite: CONTROL BUILT)	90	07-Sep-20 A	05-Dec-20		Troubleshooting & Tuning - Non Critical Items (Offsite: CONTROL BUILT)			
	Step 1b (PTW with IPS)	6	30-Nov-20	05-Dec-20		Step 1b (PTW with IPS)			
	Inlet Pumping Station - Operational Commissioning	6	30-Nov-20	05-Dec-20		Inlet Pumping Station - Operational Commissioning			
RC4-100-004-04	IPS - Settings Adjustment (Level Control Mode)	6	30-Nov-20	05-Dec-20		IPS - Settings Adjustment (Level Control Mode)			
	Step 2: Whole Plant w/o UV	8	17-Dec-20	24-Dec-20		Step 2: Whole Plant w/o UV			
	CEPT & CB & SDB & DO2 & RW - Operational Commissioning	8	17-Dec-20	24-Dec-20		CEPT & CB & SDB & DO2 & RW - Operational Commissioning			
RC4-PC-CEPT	Operational Commissioning - Recirculation, Flow Mode, Misc	8	17-Dec-20*	24-Dec-20		Operational Commissioning - Recirculation, Flow Mode, Misc			
	Phase 5 - Optimisation & Proving	180	07-Sep-20 A	05-Mar-21					Phase 5 - Optimisation & Proving
	Phase 5 - Optimisation & Proving	180	07-Sep-20 A	05-Mar-21					Phase 5 - Optimisation & Proving
RCS-300-002	Proving Period	180	07-Sep-20 A	05-Mar-21					Proving Period
	12-Hour Process Peak Flow & Hydraulic Capacity Test	10	07-Dec-20	16-Dec-20		12-Hour Process Peak Flow & Hydraulic Capacity Test			
RCS-200-000	Preparation for Hydraulic & Process Peak Flow test	6	07-Dec-20*	13-Dec-20		Preparation for Hydraulic & Process Peak Flow test			
RCS-200-001	Hydraulic capacity Test	3	14-Dec-20	16-Dec-20		Hydraulic capacity Test			
RCS-200-002	12h Process Peak Flow test	3	14-Dec-20	16-Dec-20		12h Process Peak Flow test			

Appendix D1

Calibration Certificates for Impact Air Quality Monitoring Equipment

Summary of Calibration Certificates for TSP Monitoring Equipment used in this reporting month

Equip No.	Model	Serial No.	Calib Date	Due Date
ET/EA/001/08	Sibata LD-3B	135261	18/09/2020	17/03/2021
ET/EA/001/09	Sibata LD-3B	155331	14/10/2020	13/04/2021
ET/EA/001/10	Sibata LD-3B	1Z5635	05/10/2020	04/04/2021
ET/EA/001/11	Sibata LD-3B	255863	14/11/2020	13/05/2021
ET/EA/001/14	Sibata LD-3B	597340	02/09/2020	01/03/2021
ET/EA/001/15	Sibata LD-3B	597227	14/01/2021	13/07/2021
ET/EA/003/12	Greasby GMW (GS2310)	9998	23/12/2020	22/02/2021
			16/02/2021	15/04/2021
ET/EA/003/25	Greasby GMW (GS2310)	1934	23/12/2020	22/02/2021
			16/02/2021	15/04/2021



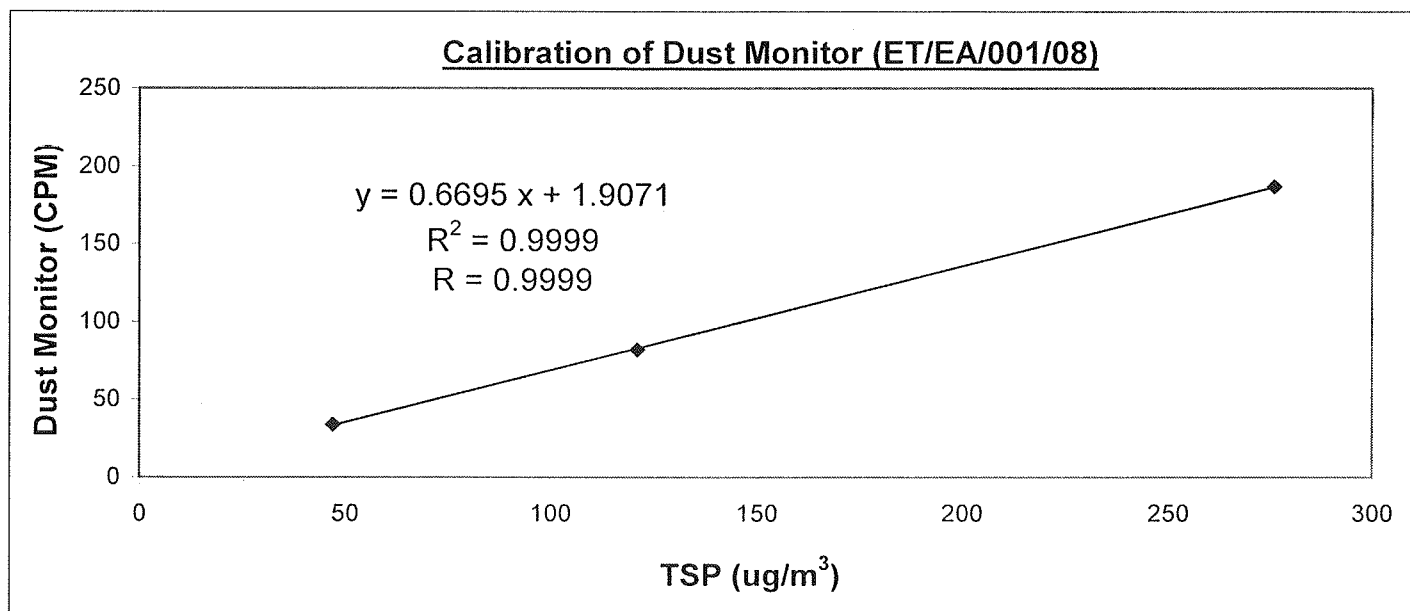
Internal Calibration Report
of
Dust Monitor

Manufacturer : SIBATA (LD-3B) **Date of Calibration :** 18 September 2020

Serial No. : 135261 (ET/EA/001/08) **Calibration Due Date :** 17 March 2021

Method : Parallel measurement (Three-point calibration) by placing the Dust Monitor and High Volume Air Sampler together under the same environmental condition

Results :	Dust Monitor (CPM)	34	82	187
	TSP (ug/m ³)	47	121	276
	High Volume Air Sampler Serial No.:1177		Calibration Due Date: 29 September 2020	




Acceptance Criteria : Correlation coefficient (r) of the calibration curve greater than 0.990 after three-point calibration

The Dust Trak Monitor complies * / does not comply * with the internal calibration procedures and is deemed acceptable * / unacceptable * for use.

Calibrated by : Li Lok Yin
(Technician)

Checked by : LAU, Chi Leung
(Environmental Team Leader)

- END OF REPORT -



Internal Calibration Report
of
Dust Monitor

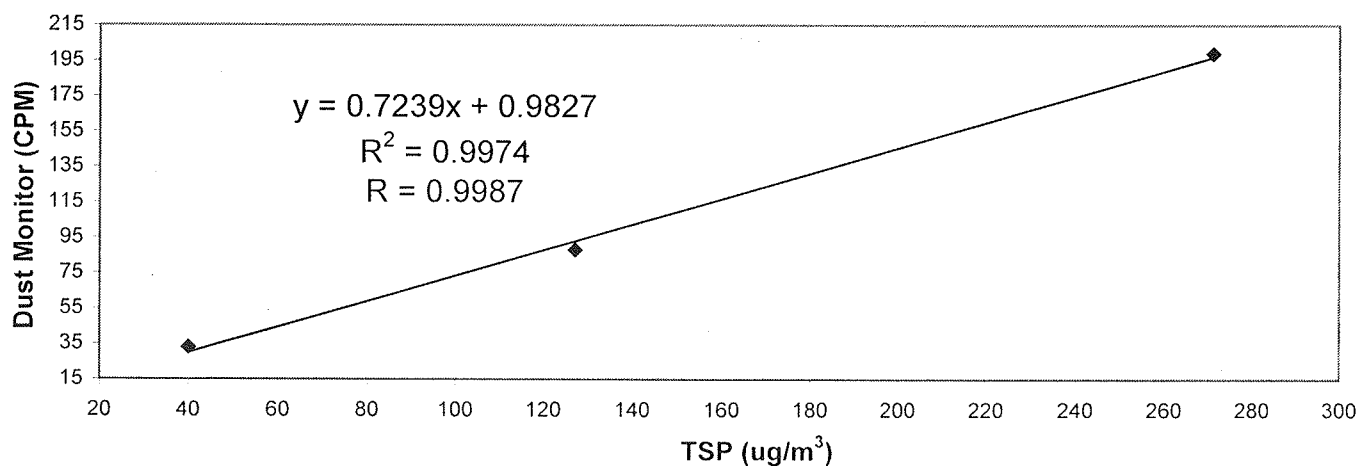
Manufacturer : SIBATA (LD-3B) **Date of Calibration** : 14 October 2020

Serial No. : 155331 (ET/EA/001/09) **Calibration Due Date** : 13 April 2021

Method : Parallel measurement (Three-point calibration) by placing the Dust Monitor and High Volume Air Samper together under the same environmental condition


Results	Dust Monitor (CPM)	33	88	199
	TSP (ug/m ³)	40	127	271
	High Volume Air Samper Serial No.: 1177		Calibration Due Date: 29 Nov 2020	


Calibration of Dust Monitor (ET/EA/001/09)

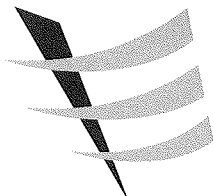


Acceptance Criteria : Correlation coefficient (r) of the calibration curve greater than 0.990 after a three-point calibration

The Dust Trak Monitor complies * / ~~does not comply~~ * with the internal calibration procedures and is deemed acceptable * / ~~unacceptable~~ * for use.

Calibrated by : 
LI, Lok Yin
(Technician)

Checked by : 
LAU, Chi Leung
(Environmental Team Leader)



Internal Calibration Report
of
Dust Monitor

Manufacturer : SIBATA (LD-3B) **Date of Calibration** : 5 October 2020

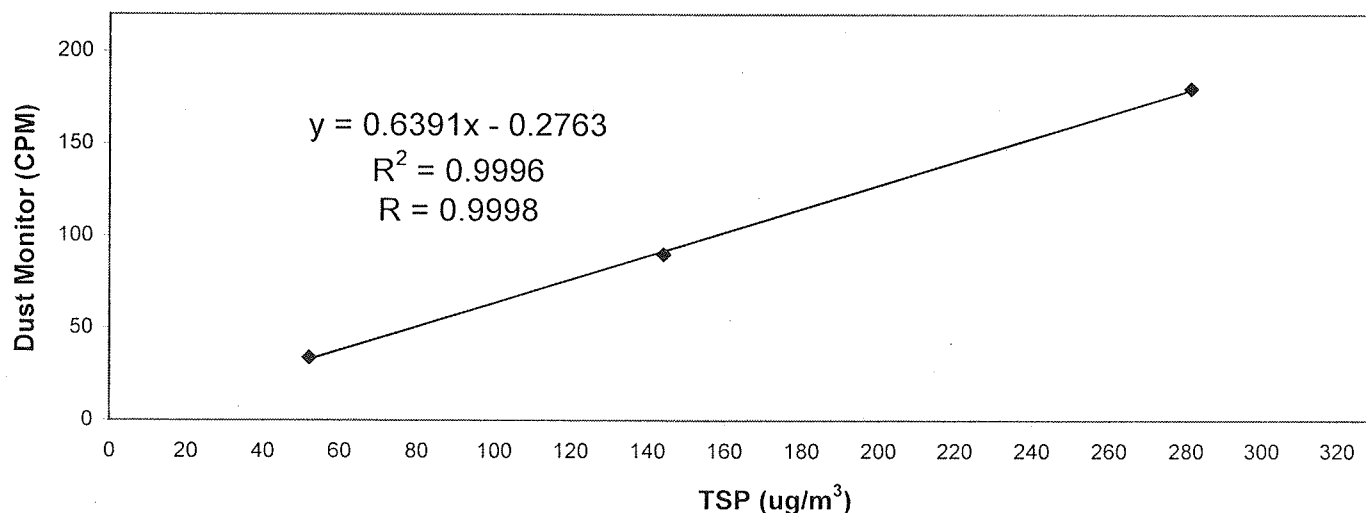
Serial No. : 1Z5635 (ET/EA/001/10) **Calibration Due Date** : 4 April 2021

Method : Parallel measurement (Three-point calibration) by placing the Dust Monitor and High Volume Air Sampler together under the same environmental condition

Results

Dust Monitor (CPM)	34	90	180
TSP (ug/m ³)	52	144	281
High Volume Air Sampler Serial No.: 1177		Calibration Due Date: 29 November 2020	

Calibration of Dust Monitor (ET/EA/001/10)



Acceptance Criteria : Correlation coefficient (r) of the calibration curve greater than 0.990 after a three-point calibration

The Dust Trak Monitor complies * / does not comply * with the internal calibration procedures and is deemed acceptable * / unacceptable * for use.


Calibrated by :

LI, Lok Yin
(Technician)

Checked by :

LAU, Chi Leung
(Environmental Team Leader)

- END OF REPORT -



Internal Calibration Report
of
Dust Monitor

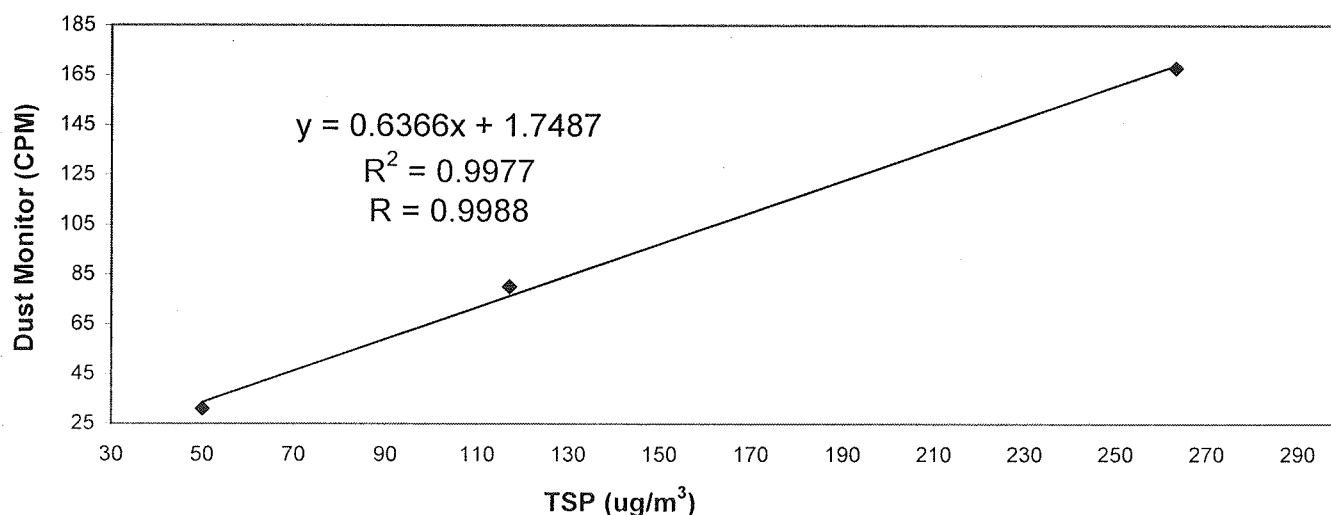
Manufacturer : SIBATA (LD-3B) Date of Calibration : 14 November 2020

Serial No. : 255863 (ET/EA/001/11) Calibration Due Date : 13 May 2021

Method : Parallel measurement (Three-point calibration) by placing the Dust Monitor and High Volume Air Sampler together under the same environmental condition


Results	Dust Monitor (CPM)	31	80	168
	TSP (ug/m ³)	50	117	263
	High Volume Air Sampler Serial No.: 1177		Calibration Due Date: 21 December 2020	

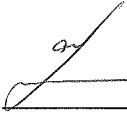
Calibration of Dust Monitor (ET/EA/001/11)



Acceptance Criteria : Correlation coefficient (r) of the calibration curve greater than 0.990 after a three-point calibration

The Dust Trak Monitor complies * / does not comply * with the internal calibration procedures and is deemed acceptable * / unacceptable * for use.

Calibrated by : 
LI, Lok Yin
(Technician)

Checked by : 
LAU, Chi Leung
(Environmental Team Leader)



Internal Calibration Report

**of
Dust Monitor**

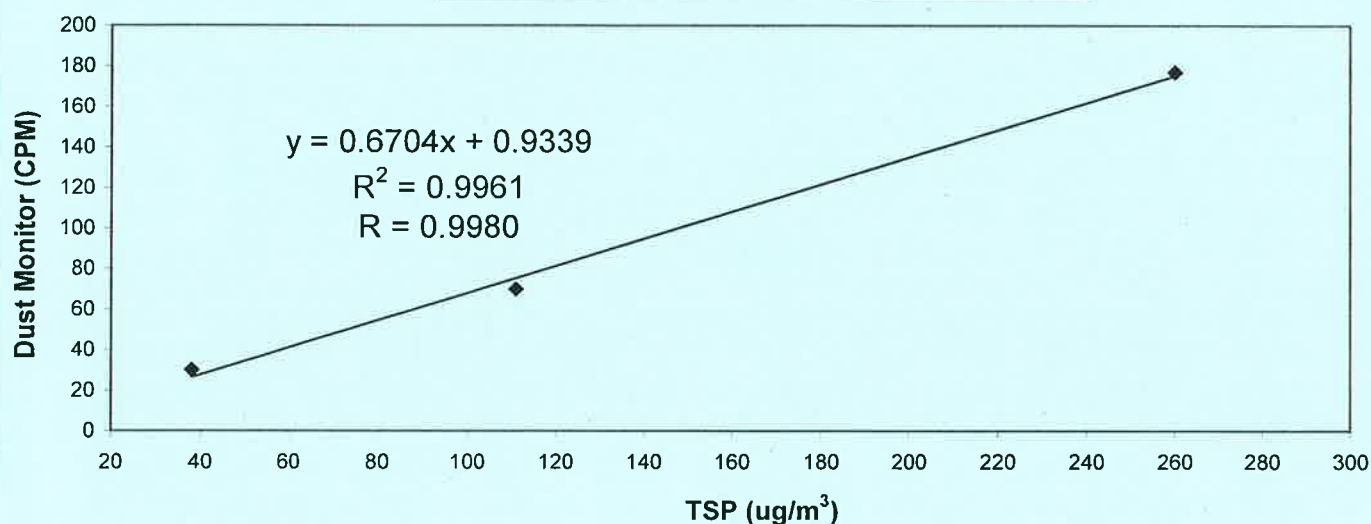
Manufacturer : SIBATA (LD-3B) **Date of Calibration :** 02 Sep 2020

Serial No. : 597340 (ET/EA/001/14) **Calibration Due Date :** 01 Mar 2021

Method : Parallel measurement (Three-point calibration) by placing the Dust Monitor and High Volume Air Sampler together under the same environmental condition

Results :	Dust Monitor (CPM)	30	70	177
	TSP (ug/m ³)	38	111	260
	High Volume Air Sampler Serial No.: 1177		Calibration Due Date: 29 Sep 2020	

Calibration of Dust Monitor (ET/EA/001/14)




Acceptance Criteria : Correlation coefficient (r) of the calibration curve greater than 0.990 after a three-point calibration

The Dust Trak Monitor complies * / does not comply * with the internal calibration procedures and is deemed acceptable * / unacceptable * for use.

Calibrated by : LI, Lok Yin
(Technician)

Checked by : LAU, Chi Leung
(Environmental Team Leader)

- END OF REPORT -



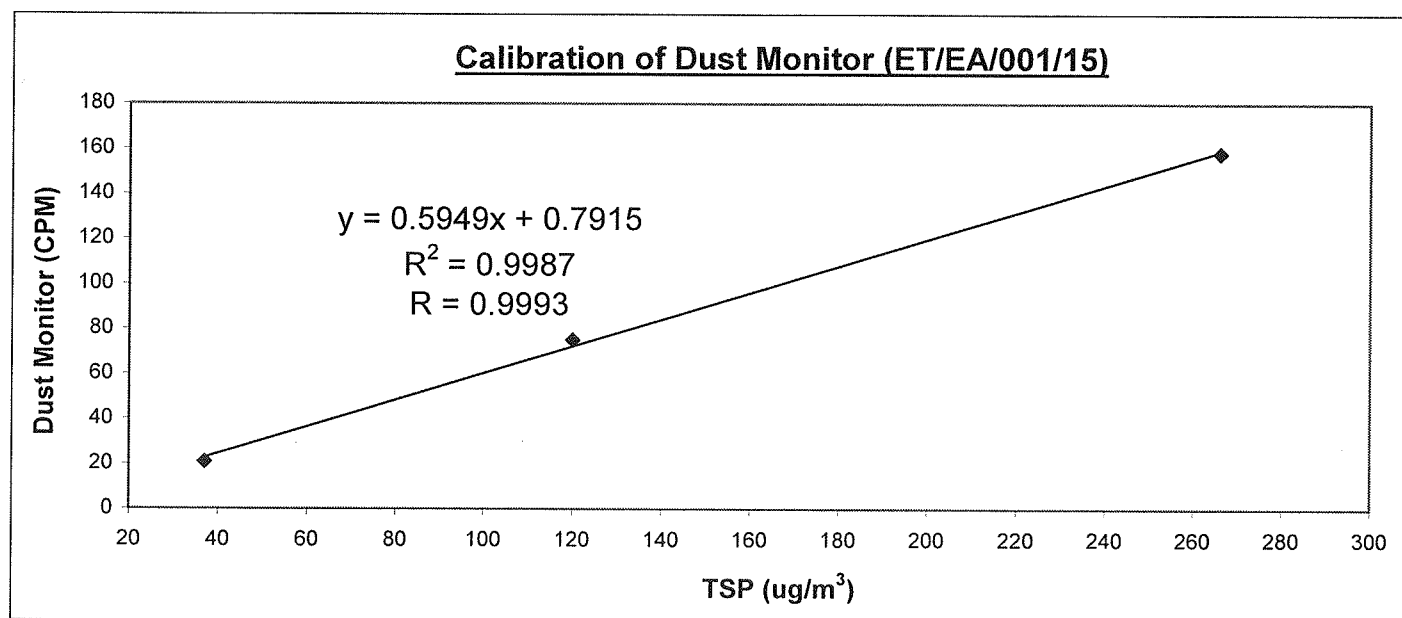
Internal Calibration Report
of
Dust Monitor

Manufacturer : SIBATA (LD-3B) **Date of Calibration :** 14 Jan 2021

Serial No. : 597227 (ET/EA/001/15) **Calibration Due Date :** 13 July 2021

Method : Parallel measurement (Three-point calibration) by placing the Dust Monitor and High Volume Air Samper together under the same environmental condition

Results :	Dust Monitor (CPM)	21	75	158
	TSP (ug/m ³)	37	120	266
	High Volume Air Sampler Serial No.: 1177 Calibration Due Date: 29 January 2021			




Acceptance Criteria : Correlation coefficient (r) of the calibration curve greater than 0.990 after a three-point calibration

The Dust Trak Monitor complies * / ~~does not comply~~ * with the internal calibration procedures and is deemed acceptable * / ~~unacceptable~~ * for use.

Calibrated by : LI, Lok Yin
(Technician)

Checked by : LAU, Chi Leung
(Environmental Team Leader)



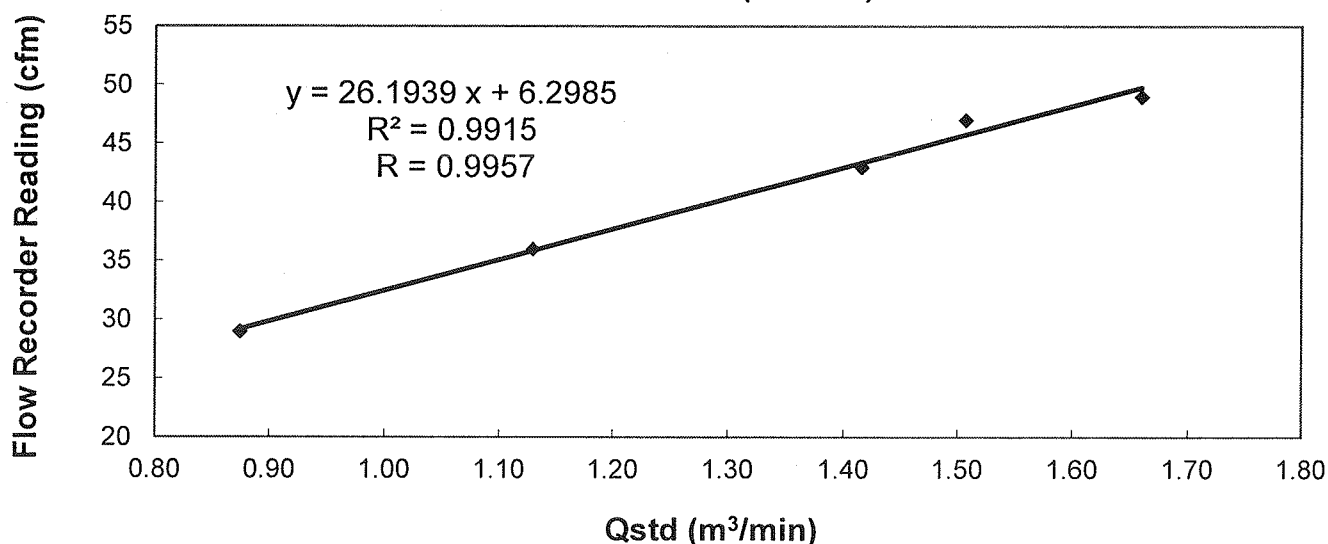
Calibration Report
of
High Volume Air Sampler

Manufacturer : Graseby (Model No. GS2310) **Date of Calibration** : 23 December 2020
Serial No. : 9998 (ET / EA / 003 / 12) **Calibration Due Date** : 22 February 2021
Method : Five-point calibration by using standard calibration kit Tisch TE-5025A refer to the Operations Manual

Results

Flow recorder reading (cfm)	49	47	43	36	29
Qstd (Actual flow rate, m ³ /min)	1.66	1.51	1.42	1.13	0.87
Pressure : 760.56 mm Hg			Temp. : 291 K		

Sampler 9998 Calibration Curve
Site: San Wai (ASR2a)



Acceptance Criteria : Correlation coefficient (r) of the calibration curve greater than 0.990 after a 5-point calibration.

The high volume sampler complies* / ~~does not comply~~* with the specified requirements and is deemed acceptable* / unacceptable* for use.


Calibrated by :

TANG, Chung Hang
(Supervisor)

Checked by :

LAU, Chi Leung
(Environmental Team Leader)

- END OF REPORT -



Calibration Report
of
High Volume Air Sampler

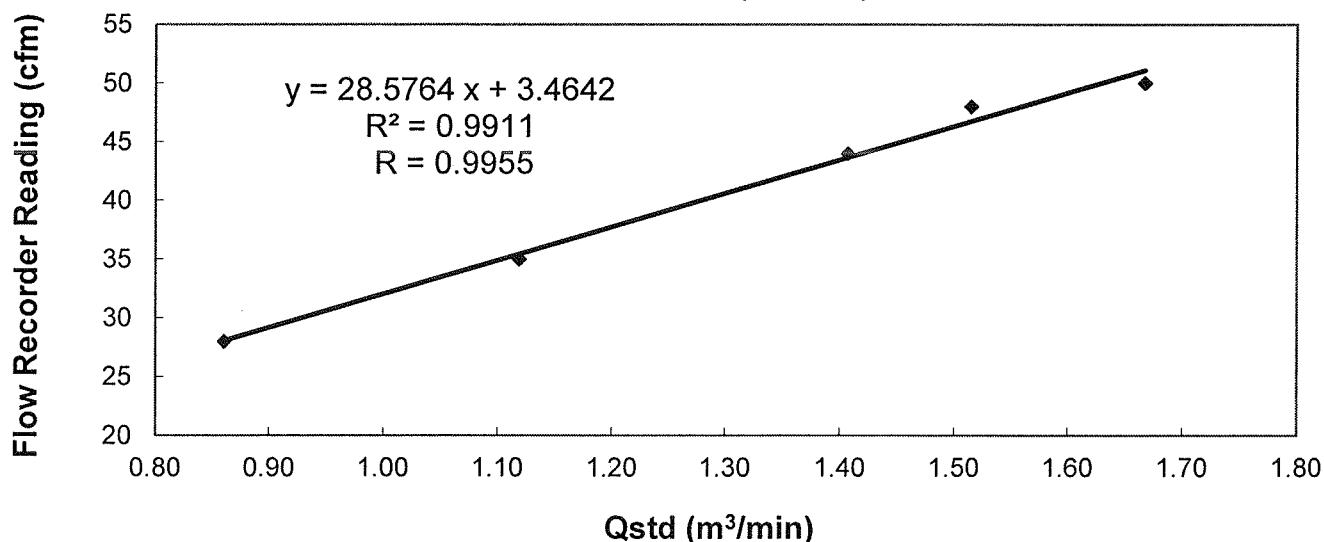
Manufacturer : Graseby (Model No. GS2310) **Date of Calibration** : 16 February 2021

Serial No. : 9998 (ET / EA / 003 / 12) **Calibration Due Date** : 15 April 2021

Method : Five-point calibration by using standard calibration kit Tisch TE-5025A refer to the Operations Manual

Results :	Flow recorder reading (cfm)	50	48	44	35	28
	Qstd (Actual flow rate, m ³ /min)	1.67	1.51	1.41	1.12	0.86
	Pressure : 760.56 mm Hg	Temp. : 291 K				


Sampler 9998 Calibration Curve
Site: San Wai (ASR2a)




Acceptance Criteria : Correlation coefficient (r) of the calibration curve greater than 0.990 after a 5-point calibration.


The high volume sampler complies* / does-not-comply* with the specified requirements and is deemed acceptable* / unacceptable* for use.

Calibrated by :


TANG, Chung Hang
(Supervisor)

Checked by :


LAU, Chi Leung
(Environmental Team Leader)



Calibration Report
of
High Volume Air Sampler

Manufacturer : Graseby (Model No. GS2310) **Date of Calibration** : 23 December 2020

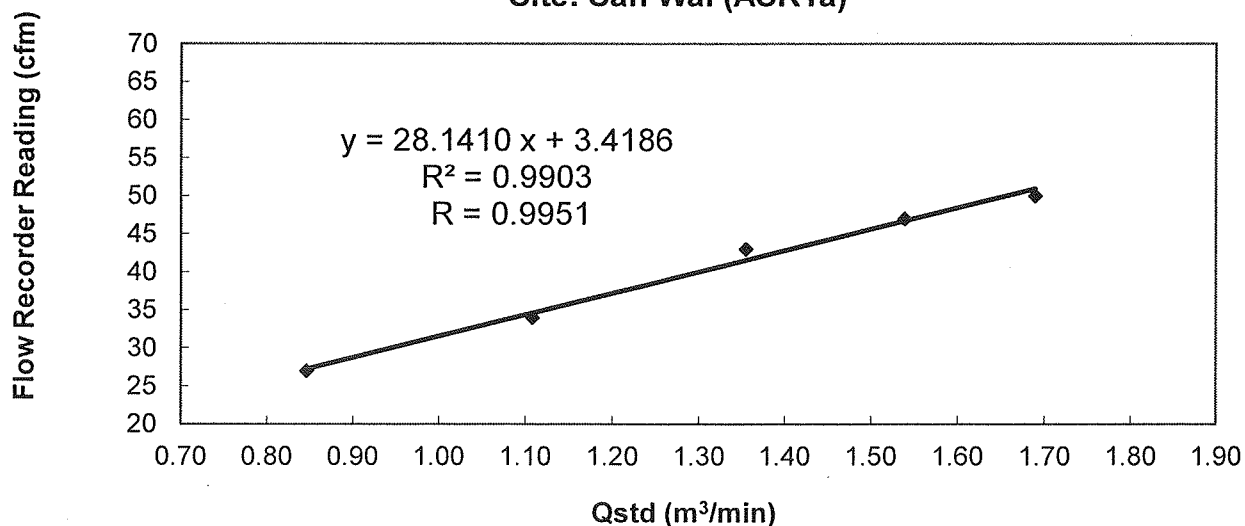
Serial No. : 1934 (ET / EA / 003 / 25) **Calibration Due Date** : 22 February 2021

Method : Five-point calibration by using standard calibration kit Tisch TE-5025A refer to the Operations Manual

Results

Flow recorder reading (cfm)	50	47	43	34	27
Qstd (Actual flow rate, m ³ /min)	1.69	1.54	1.35	1.11	0.85
Pressure :	760.56 mm Hg		Temp. :	291 K	


Sampler 1934 Calibration Curve
Site: San Wai (ASR1a)



Acceptance Criteria : Correlation coefficient (r) of the calibration curve greater than 0.990 after a 5-point calibration.


The high volume sampler complies* / ~~does not comply~~* with the specified requirements and is deemed acceptable* / unacceptable* for use.

Calibrated by :


TANG, Chung Hang
(Supervisor)

Approved by :


LAU, Chi Leung
(Environmental Team Leader)



Calibration Report
of
High Volume Air Sampler

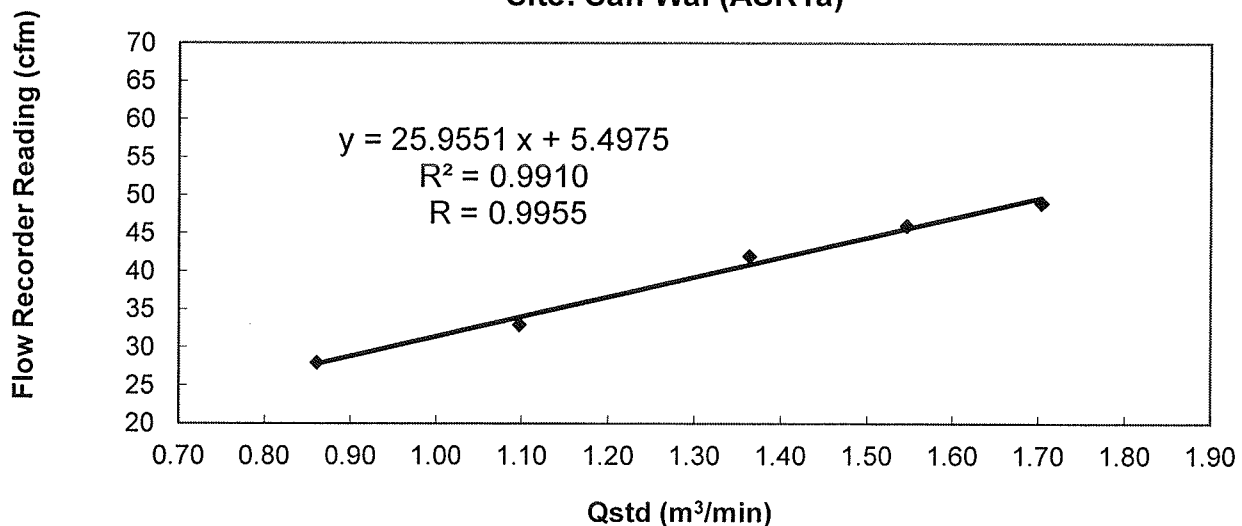
Manufacturer : Graseby (Model No. GS2310) **Date of Calibration** : 16 February 2021

Serial No. : 1934 (ET / EA / 003 / 25) **Calibration Due Date** : 15 April 2021

Method : Five-point calibration by using standard calibration kit Tisch TE-5025A refer to the Operations Manual


Results	Flow recorder reading (cfm)	49	46	42	33	28
	Qstd (Actual flow rate, m ³ /min)	1.70	1.55	1.36	1.10	0.86
	Pressure : 760.56 mm Hg	Temp. : 291 K				


Sampler 1934 Calibration Curve
Site: San Wai (ASR1a)



Acceptance Criteria : Correlation coefficient (r) of the calibration curve greater than 0.990 after a 5-point calibration.

The high volume sampler complies* / does not comply* with the specified requirements and is deemed acceptable* / unacceptable* for use.

Calibrated by : 
TANG, Chung Hang
(Supervisor)

Approved by : 
LAU, Chi Leung
(Environmental Team Leader)

Appendix D2

Impact Air Quality Monitoring Results

Summary of Impact 1-hour TSP Monitoring Results

Air Quality Monitoring Station : ASR1a

Date	Weather	Temperature (°C)	Monitoring Period		1-hr TSP ($\mu\text{g}/\text{m}^3$)
			Start	Finish	
02/02/2021	Fine	27	14:13	15:13	146
02/02/2021	Fine	26	15:13	16:13	140
02/02/2021	Fine	26	16:13	17:13	113
06/02/2021	Fine	22	08:43	09:43	88
06/02/2021	Fine	23	09:43	10:43	66
06/02/2021	Fine	24	10:43	11:43	43
10/02/2021	Cloudy	14	09:49	10:49	22
10/02/2021	Cloudy	14	10:49	11:49	26
10/02/2021	Cloudy	15	13:00	14:00	24
16/02/2021	Fine	22	13:32	14:32	40
16/02/2021	Fine	22	14:32	15:32	41
16/02/2021	Fine	22	15:32	16:32	48
22/02/2021	Cloudy	21	10:16	11:16	66
22/02/2021	Cloudy	24	13:16	14:16	69
22/02/2021	Cloudy	24	14:16	15:16	67
27/02/2021	Cloudy	17	08:36	09:36	78
27/02/2021	Cloudy	17	09:36	10:36	75
27/02/2021	Cloudy	17	10:36	11:36	70
Min					22
Max					146
Average					68

Air Quality Monitoring Station : ASR2b

Date	Weather	Temperature (°C)	Monitoring Period		1-hr TSP ($\mu\text{g}/\text{m}^3$)
			Start	Finish	
02/02/2021	Fine	27	14:19	15:19	147
02/02/2021	Fine	26	15:19	16:19	133
02/02/2021	Fine	26	16:19	17:19	112
06/02/2021	Fine	22	08:40	09:40	62
06/02/2021	Fine	23	09:40	10:40	47
06/02/2021	Fine	24	10:40	11:40	35
10/02/2021	Cloudy	14	09:58	10:58	20
10/02/2021	Cloudy	14	10:58	11:58	20
10/02/2021	Cloudy	15	13:06	14:06	18
16/02/2021	Fine	22	13:37	14:37	37
16/02/2021	Fine	22	14:37	15:37	37
16/02/2021	Fine	22	15:37	16:37	43
22/02/2021	Cloudy	21	10:13	11:13	59
22/02/2021	Cloudy	24	13:13	14:13	63
22/02/2021	Cloudy	24	14:13	15:13	58
27/02/2021	Cloudy	17	08:39	09:39	79
27/02/2021	Cloudy	17	09:39	10:39	81
27/02/2021	Cloudy	17	10:39	11:39	74
Min					18
Max					147
Average					63

Summary of Impact 24-hour TSP Monitoring Results

Air Quality Monitoring Station : ASR1a

Start		Finish		Elapse Time		Sampling Time (hrs)	Flow Rate (m ³ /min.)		Average (m ³ /min.)	Filter Paper Weight (g)		Conc. (µg/m ³)	Weather Condition
Date	Time	Date	Time	Initial	Final		Initial	Final		Initial	Final		
02/02/2021	14:05	03/02/2021	14:05	28493.64	28517.64	24	1.0156	1.0156	1.0156	2.7311	2.9329	138	Fine
06/02/2021	08:50	07/02/2021	08:50	28517.64	28541.64	24	1.0156	1.0156	1.0156	2.7439	2.9326	129	Fine
10/02/2021	09:45	11/02/2021	09:45	28541.64	28565.64	24	1.0156	1.0156	1.0156	2.7238	2.8627	95	Cloudy
16/02/2021	13:25	17/02/2021	13:25	28565.64	28589.64	24	1.0596	1.0596	1.0596	2.7417	2.9065	108	Fine
22/02/2021	10:30	23/02/2021	10:30	28589.64	28613.64	24	1.0211	1.0211	1.0211	2.7291	2.8791	102	Cloudy
27/02/2021	08:30	28/02/2021	08:30	28613.64	28637.64	24	1.0596	1.0596	1.0596	2.7237	2.9022	117	Cloudy
											Min	95	
											Max	138	
											Average	115	

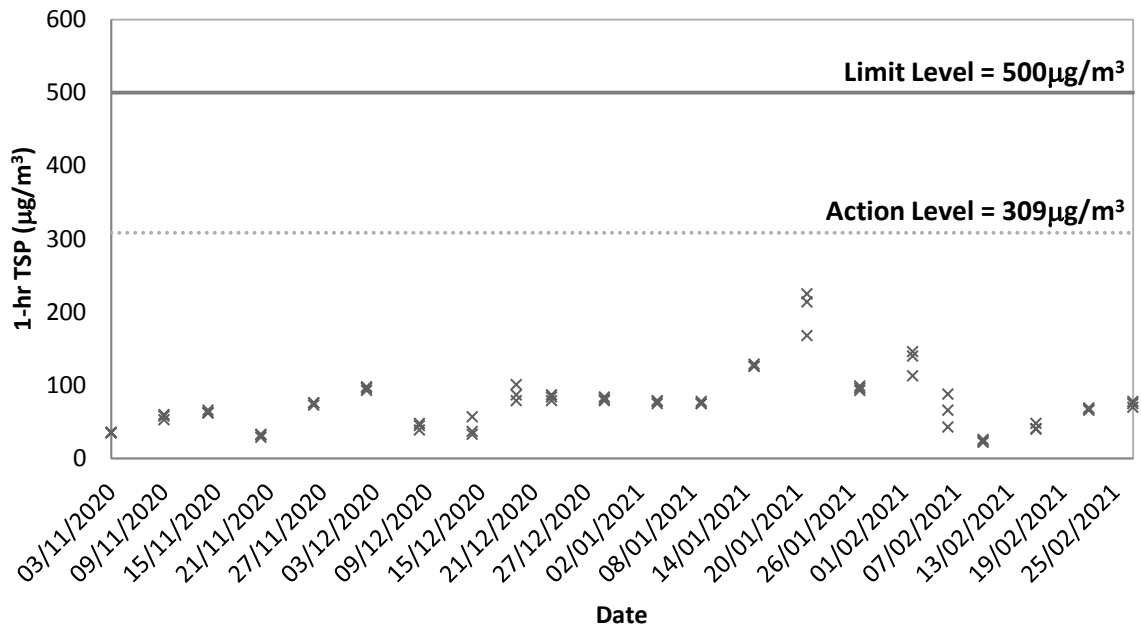
Air Quality Monitoring Station : ASR2b

Start		Finish		Elapse Time		Sampling Time (hrs)	Flow Rate (m ³ /min.)		Average (m ³ /min.)	Filter Paper Weight (g)		Conc. (µg/m ³)	Weather Condition
Date	Time	Date	Time	Initial	Final		Initial	Final		Initial	Final		
02/02/2021	14:25	03/02/2021	14:25	25238.45	25262.45	24	1.0194	1.0194	1.0194	2.7462	2.9312	126	Fine
06/02/2021	08:30	07/02/2021	08:30	25262.45	25286.45	24	0.9812	0.9812	0.9812	2.7366	2.9019	117	Fine
10/02/2021	10:00	11/02/2021	10:00	25286.45	25310.45	24	0.9812	0.9812	0.9812	2.7369	2.8612	88	Fine
16/02/2021	13:41	17/02/2021	13:41	25310.45	25334.45	24	0.9986	0.9986	0.9986	2.7382	2.8820	100	Fine
22/02/2021	10:00	23/02/2021	10:00	25334.45	25358.45	24	0.9986	0.9986	0.9986	2.7364	2.8989	113	Cloudy
27/02/2021	08:45	28/02/2021	08:45	25358.45	25382.45	24	1.0336	1.0336	1.0336	2.7410	2.9062	111	Cloudy
											Min	88	
											Max	126	
											Average	109	

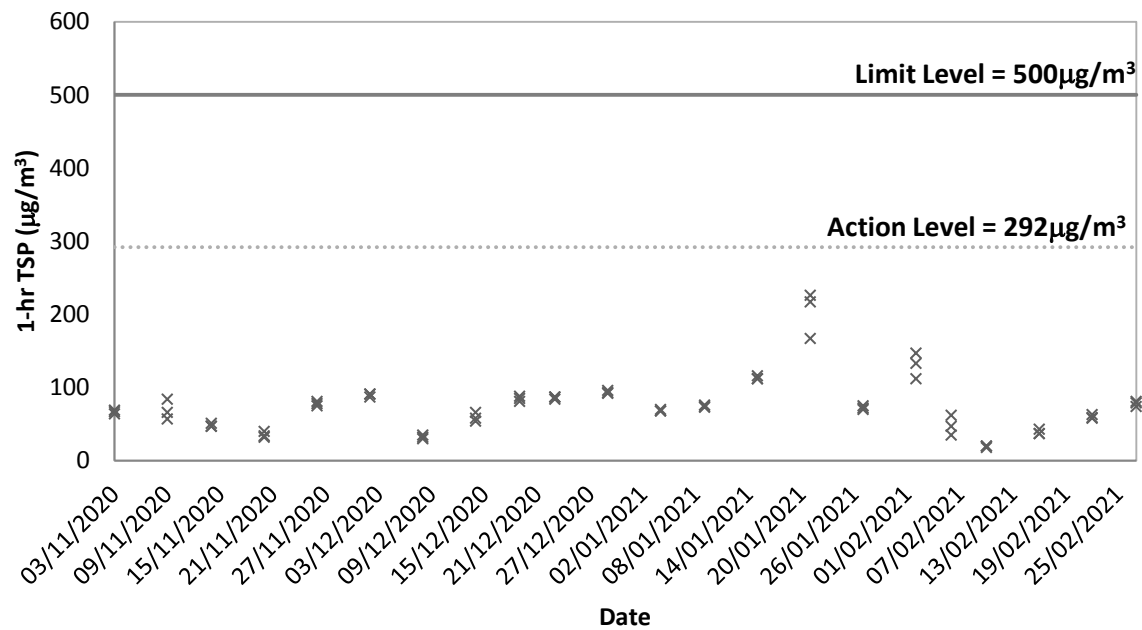
Appendix D3

Graphical Plots of Impact Air Quality Monitoring Results

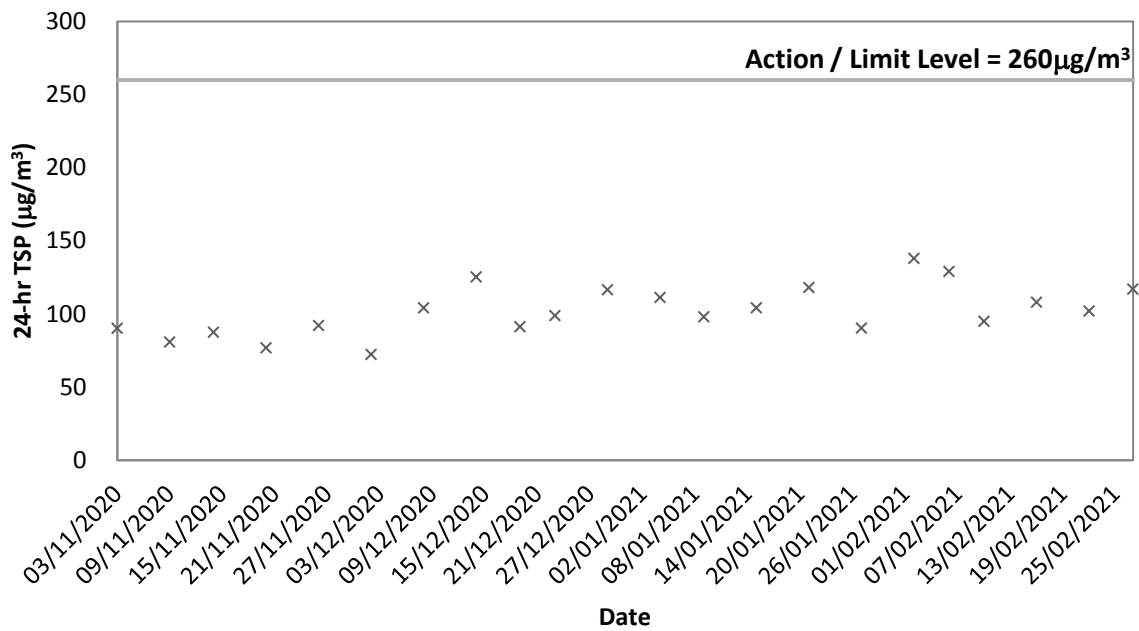
1-hr TSP at ASR1a



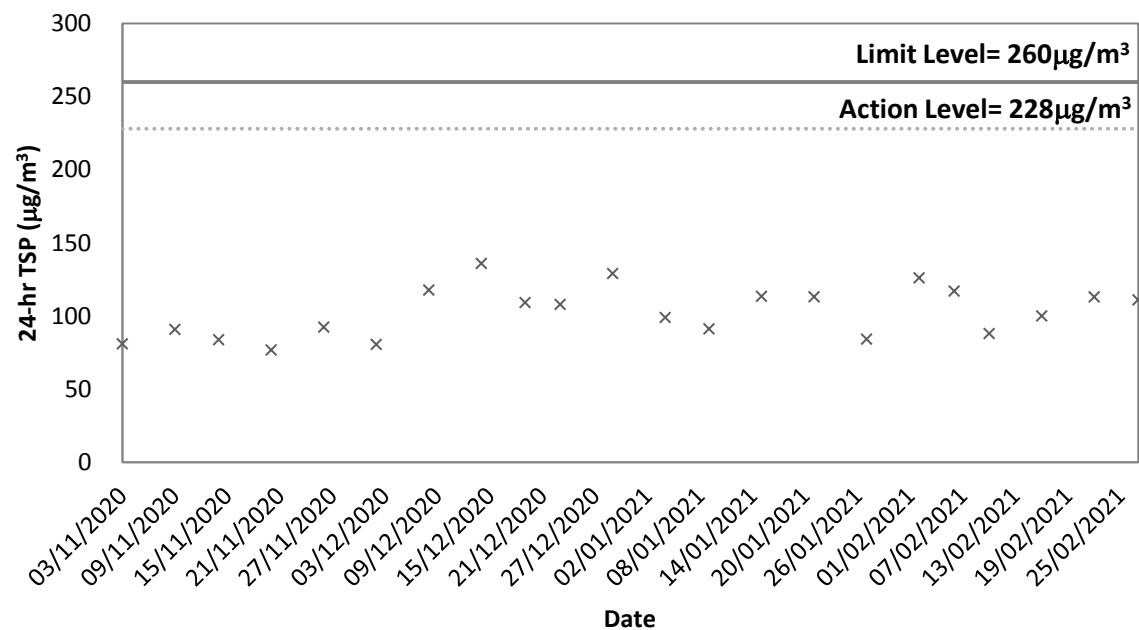
1-hr TSP at ASR2b



24-hr TSP at ASR1a



24-hr TSP at ASR2b




Appendix E1

Calibration Certificates for Impact Noise Monitoring Equipment

Summary of Calibration Certificates for Noise Monitoring Equipment used in this reporting month

Equipment	Equip No.	Serial No.	Calib. Date	Due Date
Sound Level Calibrator (Rion NC-73)	ET/EN/002/01	10196943	15/10/2020	14/10/2021
Sound Level Meter (Rion NL-31)	ET/EN/003/12	00773032	11/12/2020	10/12/2021
Sound Level Meter (Rion NL-52)	ET/EN/003/16	00253765	15/10/2020	14/10/2021
Sound Level Meter (Rion NL-52)	ET/EN/003/18	00264520	03/03/2020	02/03/2021
Sound Level Meter (Rion NL-52)	ET/EN/003/20	00998504	11/12/2020	10/12/2021



Calibration Certificate

Certificate No. 009927

Page 1 of 2 Pages

Customer : ETS-Testconsult Limited

Address : 8/F., Block B, Veristrong Industrial Centre, 34-36 Au Pui Wan St., Fotan, Hong Kong.

Order No. : Q04004

Date of receipt : 6-Oct-20

Item Tested

Description : Sound Level Calibrator

Manufacturer : Rion

Model : NC-73

I.D. : ET/EN/002/01

Serial No. : 10196943

Test Conditions

Date of Test : 15-Oct-20

Ambient Temperature : $(23 \pm 3)^{\circ}\text{C}$

Supply Voltage : --

Relative Humidity : $(50 \pm 25) \%$

Test Specifications

Calibration check.

Ref. Document/Procedure : F21, Z02.

Test Results

All results were within the manufacturer's specification.

The results are shown in the attached page(s).

Main Test equipment used:

<u>Equipment No.</u>	<u>Description</u>	<u>Cert. No.</u>	<u>Traceable to</u>
S014	Spectrum Analyzer	005018	NIM-PRC & SCL-HKSAR
S240	Sound Level Calibrator	003053	NIM-PRC & SCL-HKSAR
S041	Universal Counter	001622	SCL-HKSAR
S206	Sound Level Meter	007031	SCL-HKSAR

The values given in this Calibration Certificate only relate to the values measured at the time of the test and any uncertainties quoted will not include allowance for the equipment long term drift, variations with environmental changes, vibration and shock during transportation, overloading, mis-handling, or the capability of any other laboratory to repeat the measurement. Hong Kong Calibration Ltd. shall not be liable for any loss or damage resulting from the use of the equipment.

The test equipment used for calibration are traceable to International System of Units (SI), or by reference to a natural constant.
The test results apply to the above Unit-Under-Test only

Calibrated by : 

Elva Chong

Approved by : 

Alan Chu

Date: 15-Oct-20


This Certificate is issued by:

Hong Kong Calibration Ltd.

Unit 8B, 24/F., Well Fung Industrial Centre, No. 58-76, Ta Chuen Ping Street, Kwai Chung, NT, Hong Kong.

Tel: 2425 8801 Fax: 2425 8646

The copyright of this certificate is owned by Hong Kong Calibration Ltd.. It may not be reproduced except in full.



Calibration Certificate

Certificate No. 009927

Page 2 of 2 Pages

Results :

1. Level Accuracy (at 1 kHz)

UUT Nominal Value	Measured Value	Mfr's Spec.
94.0 dB	94.1 dB	± 1 dB

Uncertainty : ± 0.2 dB

2. Frequency Accuracy

UUT Nominal Value	Measured Value	Mfr's Spec.
1 kHz	0.984 kHz	± 2 %

Uncertainty : ± 0.1 %

3. Level Stability : 0.0 dB

Uncertainty : ± 0.01 dB

4. Total Harmonic Distortion : < 0.5 %

Mfr's Spec. : < 3 %

Uncertainty : ± 2.3 % of reading

Remarks: 1. UUT : Unit-Under-Test
2. The uncertainty claimed is for a confidence probability of not less than 95%.
3. Atmospheric Pressure : 1 004 hPa

----- END -----



Calibration Certificate

Certificate No. 012476

Page 1 of 3 Pages

Customer : ETS-Testconsult Limited

Address : 8/F., Block B, Veristrong Industrial Centre, 34-36 Au Pui Wan St., Fotan, Hong Kong.

Order No. : Q04976

Date of receipt : 8-Dec-20

Item Tested

Description : Precision Integrating Sound Level Meter

Manufacturer : Rion

I.D. : ET/EN/003/12

Model : NL-31

Serial No. : 00773032

Test Conditions

Date of Test : 11-Dec-20

Supply Voltage : --

Ambient Temperature : $(23 \pm 3)^{\circ}\text{C}$

Relative Humidity : $(50 \pm 25) \%$

Test Specifications

Calibration check.

Ref. Document/Procedure : Z01, IEC 61672.

Test Results

All results were within the IEC 61672 class 1 specification. (where applicable)

The results are shown in the attached page(s).

Main Test equipment used:

Equipment No.	Description	Cert. No.	Traceable to
S017	Multi-Function Generator	C190926	SCL-HKSAR
S240	Sound Level Calibrator	003053	NIM-PRC & SCL-HKSAR

The values given in this Calibration Certificate only relate to the values measured at the time of the test and any uncertainties quoted will not include allowance for the equipment long term drift, variations with environmental changes, vibration and shock during transportation, overloading, mis-handling, or the capability of any other laboratory to repeat the measurement. Hong Kong Calibration Ltd. shall not be liable for any loss or damage resulting from the use of the equipment.

The test equipment used for calibration are traceable to International System of Units (SI), or by reference to a natural constant.
The test results apply to the above Unit-Under-Test only

Calibrated by :

Elva Chong

Approved by :

Kin Wong

This Certificate is issued by:

Hong Kong Calibration Ltd.

Unit 8B, 24/F., Well Fung Industrial Centre, No. 58-76, Ta Chuen Ping Street, Kwai Chung, NT, Hong Kong.

Tel: 2425 8801 Fax: 2425 8646

Date: 11-Dec-20



Calibration Certificate

Certificate No. 012476

Page 2 of 3 Pages

Results :

1. Self-generated noise: 17.3dBA

2. Acoustical signal test

UUT Setting			Applied Value (dB)	UUT Reading (dB)
Level Range (dB)	Weight	Response		
20 – 100	L _A	Fast	94.0	94.0
		Slow		94.0
	L _C	Fast		94.0
	L _p	Fast		94.0
30 – 120	L _A	Fast	94.0	94.0
		Slow		94.0
	L _C	Fast		94.0
	L _p	Fast		94.0
30 – 120	L _A	Fast	114.0	114.0
		Slow		114.0
	L _C	Fast		114.0
	L _p	Fast		114.0

IEC 61672 Type 1 Spec. : ± 1.1 dB

Uncertainty : ± 0.1 dB

3. Electrical signal tests of frequency weightings (A weighting)

Frequency	Attenuation (dB)	IEC 61672 Type 1 Spec.
31.5 Hz	-39.6	- 39.4 dB, ± 2 dB
63 Hz	-26.3	- 26.2 dB, ± 1.5 dB
125 Hz	-16.2	- 16.1 dB, ± 1.5 dB
250 Hz	-8.7	- 8.6 dB, ± 1 dB
500 Hz	-3.3	- 3.2 dB, ± 1.4 dB
1 kHz	0.0 (Ref.)	0 dB, ± 1.1 dB
2 kHz	+1.3	+ 1.2 dB, ± 1.6 dB
4 kHz	+1.1	+ 1.0 dB, ± 1.6 dB
8 kHz	-1.1	- 1.1 dB, + 2.1 dB ~ -3.1 dB
16 kHz	-6.6	- 6.6 dB, + 3.5 dB ~ - 17.0 dB

Uncertainty : ± 0.1 dB



Calibration Certificate

Certificate No. 012476

Page 3 of 3 Pages

4. Frequency & Time weightings at 1 kHz

4.1 Frequency Weighting (Fast)

UUT Setting	Applied Value (dB)	UUT Reading (dB)	Difference (dB)	IEC 61672 Type 1 Spec.
A	94.0	94.0 (Ref.)	- -	± 0.4 dB
C	94.0	94.0	0.0	
P	94.0	94.1	+0.1	

4.2 Time Weighting (A-weighted)

UUT Setting	Applied Value (dB)	UUT Reading (dB)	Difference (dB)	IEC 61672 Type 1 Spec.
Fast	94.0	94.0 (Ref.)	- -	± 0.3 dB
Slow	94.0	94.0	0.0	
Time-averaging	94.0	94.0	0.0	

Uncertainty : ± 0.1 dB

Remarks : 1. UUT : Unit-Under-Test

2. The uncertainty claimed is for a confidence probability of not less than 95%.

3. Atmospheric Pressure : 1 007hPa.


4. Microphone model: UC-53A, S/N : 01291.

5. Preamplifier model : NH-21 , S/N : 25043.

6. Power Supply Check: OK

7. The UUT was adjusted with the laboratory's sound calibrator at the reference sound pressure level before the calibration.

----- END -----



Calibration Certificate

Certificate No. 009926

Page 1 of 3 Pages

Customer : ETS-Testconsult Limited

Address : 8/F., Block B, Veristrong Industrial Centre, 34-36 Au Pui Wan St., Fotan, Hong Kong.

Order No. : Q04004

Date of receipt : 6-Oct-20

Item Tested

Description : Sound Level Meter

Manufacturer : Rion

I.D. : ET/EN/003/16

Model : NL-52

Serial No. : 00253765

Test Conditions

Date of Test : 15-Oct-20

Supply Voltage : --

Ambient Temperature : $(23 \pm 3)^{\circ}\text{C}$

Relative Humidity : $(50 \pm 25) \%$

Test Specifications

Calibration check.

Ref. Document/Procedure: Z01, IEC 61672.

Test Results

All results were within the IEC 61672 Type 1 specification. (where applicable)

The results are shown in the attached page(s).

Main Test equipment used:

Equipment No.	Description	Cert. No.	Traceable to
S017	Multi-Function Generator	C190926	SCL-HKSAR
S240	Sound Level Calibrator	003053	NIM-PRC & SCL-HKSAR

The values given in this Calibration Certificate only relate to the values measured at the time of the test and any uncertainties quoted will not include allowance for the equipment long term drift, variations with environmental changes, vibration and shock during transportation, overloading, mis-handling, or the capability of any other laboratory to repeat the measurement. Hong Kong Calibration Ltd. shall not be liable for any loss or damage resulting from the use of the equipment.

The test equipment used for calibration are traceable to International System of Units (SI), or by reference to a natural constant.
The test results apply to the above Unit-Under-Test only

Calibrated by :

Elva Chong

Approved by :

Alan Chu


This Certificate is issued by:

Hong Kong Calibration Ltd.

Unit 8B, 24/F., Well Fung Industrial Centre, No. 58-76, Ta Chuen Ping Street, Kwai Chung, NT, Hong Kong.

Tel: 2425 8801 Fax: 2425 8646

Date: 15-Oct-20



Calibration Certificate

Certificate No. 009926

Page 2 of 3 Pages

Results :

Acoustical signal test

1. Self-generated noise: 22.9dBA

2. Reference Sound Pressure Level

UUT Setting				Applied Value (dB)	UUT Reading (dB)
Range (dB)	Frequency Weighting	Time Weighting	Octave Filter		
20 ~ 130	A	F	OFF	94.0	94.1
		S	OFF		94.1
	C	F	OFF		94.1
	Z	F	OFF		94.1
	A	F	OFF	114.0	114.1
		S	OFF		114.1
	C	F	OFF		114.1
	Z	F	OFF		114.1

IEC 61672 Type 1 Spec. : ± 1.1 dB

Uncertainty : ± 0.1 dB

Electrical signal tests

3. Electrical signal tests of frequency weightings (A weighting)

Frequency	Attenuation (dB)	IEC 61672 Type 1 Spec.
31.5 Hz	-39.7	- 39.4 dB, ± 2 dB
63 Hz	-26.4	- 26.2 dB, ± 1.5 dB
125 Hz	-16.4	- 16.1 dB, ± 1.5 dB
250 Hz	-8.8	- 8.6 dB, ± 1 dB
500 Hz	-3.3	- 3.2 dB, ± 1.4 dB
1 kHz	0.0 (Ref)	0 dB, ± 1.1 dB
2 kHz	+1.2	+ 1.2 dB, ± 1.6 dB
4 kHz	+1.0	+ 1.0 dB, ± 1.6 dB
8 kHz	-1.0	- 1.1 dB, + 2.1 dB ~ -3.1 dB
16 kHz	-8.0	- 6.6 dB, + 3.5 dB ~ - 17.0 dB

Uncertainty : ± 0.1 dB



Calibration Certificate

Certificate No. 009926

Page 3 of 3 Pages

4. Frequency & Time weightings at 1 kHz

4.1 Frequency Weighting (Fast)

UUT Setting	Applied Value (dB)	UUT Reading (dB)	Difference (dB)	IEC 61672 Type 1 Spec.
A	94.0	94.0 (Ref.)	- -	± 0.4 dB
C	94.0	94.0	0.0	
Z	94.0	94.0	0.0	

4.2 Time Weighting (A-weighted)

UUT Setting	Applied Value (dB)	UUT Reading (dB)	Difference (dB)	IEC 61672 Type 1 Spec.
Fast	94.0	94.0 (Ref.)	- -	± 0.3 dB
Slow	94.0	94.0	0.0	
Time-averaging	94.0	94.0	0.0	

Uncertainty : ± 0.1 dB

Remarks : 1. UUT : Unit-Under-Test

2. The uncertainty claimed is for a confidence probability of not less than 95%.

3. Atmospheric Pressure : 1 004 hPa.

4. Microphone model: UC-59, S/N : 07824.

5. Preamplifier model : NH-25 , S/N : 43795

6. Firmware Version: 1.5

7. Power Supply Check: OK

8. The UUT was adjusted with the supplied sound calibrator at the reference sound pressure level before the calibration.

----- END -----



Calibration Certificate

Certificate No. 001363

Page 1 of 3 Pages

Customer : ETS-Testconsult Limited

Address : 8/F., Block B, Veristrong Industrial Centre, 34-36 Au Pui Wan St., Fotan, Hong Kong.

Order No. : Q00572

Date of receipt : 20-Feb-20

Item Tested

Description : Sound Level Meter

Manufacturer : Rion

I.D. : ET/EN/003/18

Model : NL-52

Serial No. : 00264520

Test Conditions

Date of Test : 3-Mar-20

Supply Voltage : --

Ambient Temperature : $(23 \pm 3)^{\circ}\text{C}$

Relative Humidity : $(50 \pm 25) \%$

Test Specifications

Calibration check.

Ref. Document/Procedure: Z01, IEC 61672.

Test Results

All results were within the IEC 61672 Type 1 specification. (where applicable)

The results are shown in the attached page(s).

Main Test equipment used:

<u>Equipment No.</u>	<u>Description</u>	<u>Cert. No.</u>	<u>Traceable to</u>
S017A	Multi-Function Generator	906713	SCL-HKSAR
S240	Sound Level Calibrator	904042	NIM-PRC & SCL-HKSAR

The values given in this Calibration Certificate only relate to the values measured at the time of the test and any uncertainties quoted will not include allowance for the equipment long term drift, variations with environmental changes, vibration and shock during transportation, overloading, mis-handling, or the capability of any other laboratory to repeat the measurement. Hong Kong Calibration Ltd. shall not be liable for any loss or damage resulting from the use of the equipment.

The test equipment used for calibration are traceable to International System of Units (SI), or by reference to a natural constant.
The test results apply to the above Unit-Under-Test only

Calibrated by : 
Elva Chong

Approved by : 
Kin Wong

This Certificate is issued by:
Hong Kong Calibration Ltd.
Unit 8B, 24/F., Well Fung Industrial Centre, No. 58-76, Ta Chuen Ping Street, Kwai Chung, NT, Hong Kong.
Tel: 2425 8801 Fax: 2425 8646

Date: 3-Mar-20



Calibration Certificate

Certificate No. 001363

Page 2 of 3 Pages

Results :

Acoustical signal test

1. Self-generated noise: 17.3 dBA

2. Reference Sound Pressure Level

UUT Setting				Applied Value (dB)	UUT Reading (dB)
Range (dB)	Frequency Weighting	Time Weighting	Octave Filter		
20 ~ 130	A	F	OFF	94.0	93.8
		S	OFF		93.8
	C	F	OFF		93.8
	Z	F	OFF		93.9
	A	F	OFF	114.0	113.8
		S	OFF		113.8
	C	F	OFF		113.8
	Z	F	OFF		113.9

IEC 61672 Type 1 Spec. : ± 1.1 dB

Uncertainty : ± 0.1 dB

Electrical signal tests

3. Electrical signal tests of frequency weightings (A weighting)

Frequency	Attenuation (dB)	IEC 61672 Type 1 Spec.
31.5 Hz	-39.7	- 39.4 dB, ± 2 dB
63 Hz	-26.3	- 26.2 dB, ± 1.5 dB
125 Hz	-16.2	- 16.1 dB, ± 1.5 dB
250 Hz	-8.7	- 8.6 dB, ± 1 dB
500 Hz	-3.3	- 3.2 dB, ± 1.4 dB
1 kHz	0.0 (Ref)	0 dB, ± 1.1 dB
2 kHz	+1.2	+ 1.2 dB, ± 1.6 dB
4 kHz	+1.0	+ 1.0 dB, ± 1.6 dB
8 kHz	-1.1	- 1.1 dB, + 2.1 dB ~ -3.1 dB
16 kHz	-8.0	- 6.6 dB, + 3.5 dB ~ - 17.0 dB

Uncertainty : ± 0.1 dB



Calibration Certificate

Certificate No. 001363

Page 3 of 3 Pages

4. Frequency & Time weightings at 1 kHz

4.1 Frequency Weighting (Fast)

UUT Setting	Applied Value (dB)	UUT Reading (dB)	Difference (dB)	IEC 61672 Type 1 Spec.
A	94.0	94.0 (Ref.)	- -	± 0.4 dB
C	94.0	94.0	0.0	
Z	94.0	94.0	0.0	

4.2 Time Weighting (A-weighted)

UUT Setting	Applied Value (dB)	UUT Reading (dB)	Difference (dB)	IEC 61672 Type 1 Spec.
Fast	94.0	94.0 (Ref.)	- -	± 0.3 dB
Slow	94.0	94.0	0.0	
Time-averaging	94.0	94.0	0.0	

Uncertainty : ± 0.1 dB

Remarks : 1. UUT : Unit-Under-Test

2. The uncertainty claimed is for a confidence probability of not less than 95%.

3. Atmospheric Pressure : 1 008 hPa.


4. Preamplifier model : NH-25 , S/N : 64646.

5. Firmware Version: 1.7

6. Power Supply Check: OK

7. The UUT was adjusted with the supplied sound calibrator at the reference sound pressure level before the calibration.

----- END -----



Calibration Certificate

Certificate No. **012475**

Page **1** of **3** Pages

Customer : ETS-Testconsult Limited

Address : 8/F., Block B, Veristrong Industrial Centre, 34-36 Au Pui Wan St., Fotan, Hong Kong.

Order No. : Q04976

Date of receipt : 8-Dec-20

Item Tested

Description : Sound Level Meter

Manufacturer : Rion

I.D. : ET/EN/003/20

Model : NL-52

Serial No. : 00998504

Test Conditions

Date of Test : 11-Dec-20

Supply Voltage : --

Ambient Temperature : $(23 \pm 3)^{\circ}\text{C}$

Relative Humidity : $(50 \pm 25) \%$

Test Specifications

Calibration check.

Ref. Document/Procedure: Z01, IEC 61672.

Test Results

All results were within the IEC 61672 class 1 specification. (where applicable)


The results are shown in the attached page(s).

Main Test equipment used:

<u>Equipment No.</u>	<u>Description</u>	<u>Cert. No.</u>	<u>Traceable to</u>
S017	Multi-Function Generator	C190926	SCL-HKSAR
S240	Sound Level Calibrator	003053	NIM-PRC & SCL-HKSAR

The values given in this Calibration Certificate only relate to the values measured at the time of the test and any uncertainties quoted will not include allowance for the equipment long term drift, variations with environmental changes, vibration and shock during transportation, overloading, mis-handling, or the capability of any other laboratory to repeat the measurement. Hong Kong Calibration Ltd. shall not be liable for any loss or damage resulting from the use of the equipment.

The test equipment used for calibration are traceable to International System of Units (SI), or by reference to a natural constant.
The test results apply to the above Unit-Under-Test only

Calibrated by : 

Elva Chong

Approved by : 

Kin Wong

This Certificate is issued by:

Hong Kong Calibration Ltd.

Unit 8B, 24/F., Well Fung Industrial Centre, No. 58-76, Ta Chuen Ping Street, Kwai Chung, NT, Hong Kong.

Tel: 2425 8801 Fax: 2425 8646

Date: 11-Dec-20



Calibration Certificate

Certificate No. 012475

Page 2 of 3 Pages

Results :

Acoustical signal test

1. Self-generated noise: 18.6dBA

2. Reference Sound Pressure Level

UUT Setting				Applied Value (dB)	UUT Reading (dB)
Range (dB)	Frequency Weighting	Time Weighting	Octave Filter		
20 ~ 130	A	F	OFF	94.0	94.0
		S	OFF		94.0
	C	F	OFF		94.0
	Z	F	OFF		94.0
	A	F	OFF	114.0	114.0
		S	OFF		114.0
	C	F	OFF		114.0
	Z	F	OFF		114.0

IEC 61672 Type 1 Spec. : ± 1.1 dB

Uncertainty : ± 0.1 dB

Electrical signal tests

3. Electrical signal tests of frequency weightings (A weighting)

Frequency	Attenuation (dB)	IEC 61672 Type 1 Spec.
31.5 Hz	-39.6	- 39.4 dB, ± 2 dB
63 Hz	-26.3	- 26.2 dB, ± 1.5 dB
125 Hz	-16.3	- 16.1 dB, ± 1.5 dB
250 Hz	-8.7	- 8.6 dB, ± 1 dB
500 Hz	-3.3	- 3.2 dB, ± 1.4 dB
1 kHz	0.0 (Ref)	0 dB, ± 1.1 dB
2 kHz	+1.2	+ 1.2 dB, ± 1.6 dB
4 kHz	+0.9	+ 1.0 dB, ± 1.6 dB
8 kHz	-1.1	- 1.1 dB, + 2.1 dB ~ -3.1 dB
16 kHz	-8.0	- 6.6 dB, + 3.5 dB ~ - 17.0 dB

Uncertainty : ± 0.1 dB



Calibration Certificate

Certificate No. 012475

Page 3 of 3 Pages

4. Frequency & Time weightings at 1 kHz

4.1 Frequency Weighting (Fast)

UUT Setting	Applied Value (dB)	UUT Reading (dB)	Difference (dB)	IEC 61672 Type 1 Spec.
A	94.0	94.0 (Ref.)	- -	± 0.4 dB
C	94.0	94.0	0.0	
Z	94.0	94.0	0.0	

4.2 Time Weighting (A-weighted)

UUT Setting	Applied Value (dB)	UUT Reading (dB)	Difference (dB)	IEC 61672 Type 1 Spec.
Fast	94.0	94.0 (Ref.)	- -	± 0.3 dB
Slow	94.0	94.0	0.0	
Time-averaging	94.0	94.0	0.0	

Uncertainty : ± 0.1 dB

Remarks : 1. UUT : Unit-Under-Test

2. The uncertainty claimed is for a confidence probability of not less than 95%.

3. Atmospheric Pressure : 1 007hPa.

4. Microphone model: UC-59, S/N : 16103.

5. Preamplifier model : NH-25 , S/N : 98718.

6. Firmware Version: 2.0

7. Power Supply Check: OK

8. The UUT was adjusted with the laboratory's sound calibrator at the reference sound pressure level before the calibration.

----- END -----

Appendix E2

Impact Noise Monitoring Results

Day-time Noise Monitoring

Monitoring Station: NSR1a

Date	Weather	Temperature (°C)	Start Time (hh:mm)	End Time (hh:mm)	Noise Level at NSR1a, dB (A)			Wind Speed (m/s)
					Leq (30min)	L10 (30min)	L90 (30min)	
02/02/21	Fine	27	14:58	15:28	66.1	67.2	62.0	0.5
06/02/21	Fine	21	08:45	09:15	58.5	59.5	53.9	0.3
10/02/21	Cloudy	14	10:49	11:19	67.5	70.3	62.5	0.4
16/02/21	Fine	22	14:16	14:46	63.5	65.4	60.6	0.6
22/02/21	Cloudy	24	14:43	15:13	65.8	68.1	62.3	0.2
27/02/21	Cloudy	17	10:35	11:05	61.8	63.5	59.7	0.3
Min					58.5	59.5	53.9	
Max					67.5	70.3	62.5	
Logarithmic Average for normal weekdays					65.2	67.3	61.1	

Monitoring Station: NSR2b

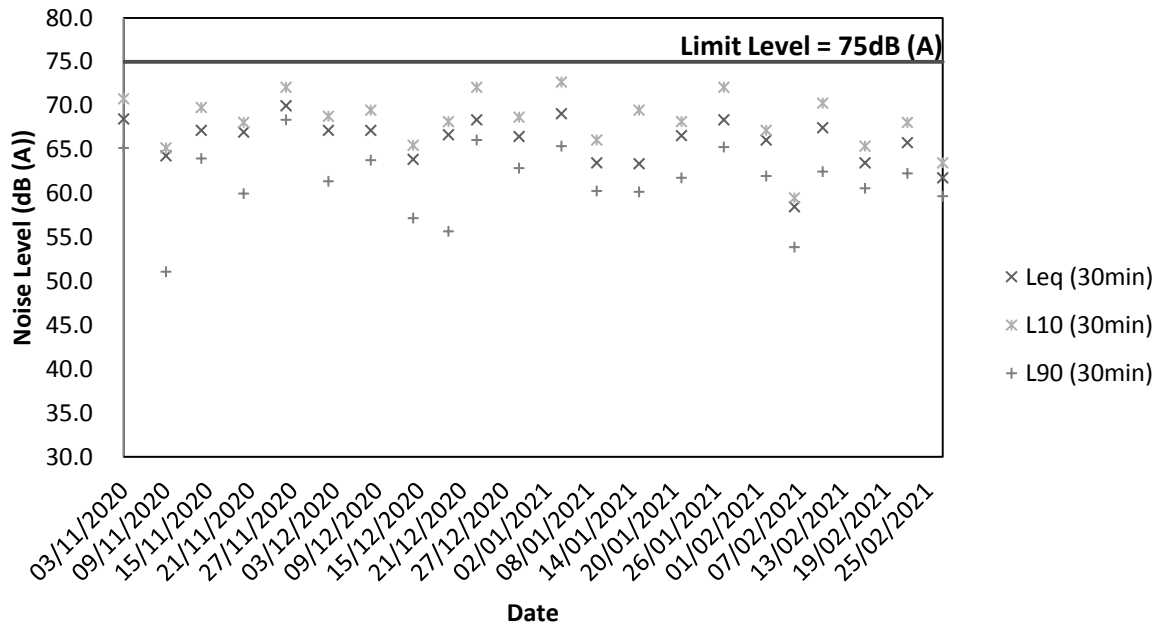
Date	Weather	Temperature (°C)	Start Time (hh:mm)	End Time (hh:mm)	Noise Level at NSR2b, dB (A)			Wind Speed (m/s)
					Leq (30min)	L10 (30min)	L90 (30min)	
02/02/21	Fine	27	14:19	14:49	64.6	65.7	60.8	0.5
06/02/21	Fine	22	09:21	09:51	60.2	61.9	56.3	0.2
10/02/21	Cloudy	14	10:08	10:38	64.5	66.1	61.5	0.4
16/02/21	Fine	22	13:37	14:07	58.9	59.8	51.2	0.6
22/02/21	Cloudy	24	14:09	14:39	59.4	62.2	56.7	0.1
27/02/21	Cloudy	17	10:02	10:32	62.4	64.7	60.3	0.2
Min					58.9	59.8	51.2	
Max					64.6	66.1	61.5	
Logarithmic Average for normal weekdays					62.3	63.8	58.6	

(*) : 3dB(A) correction was added to the results during the free-field noise measurements

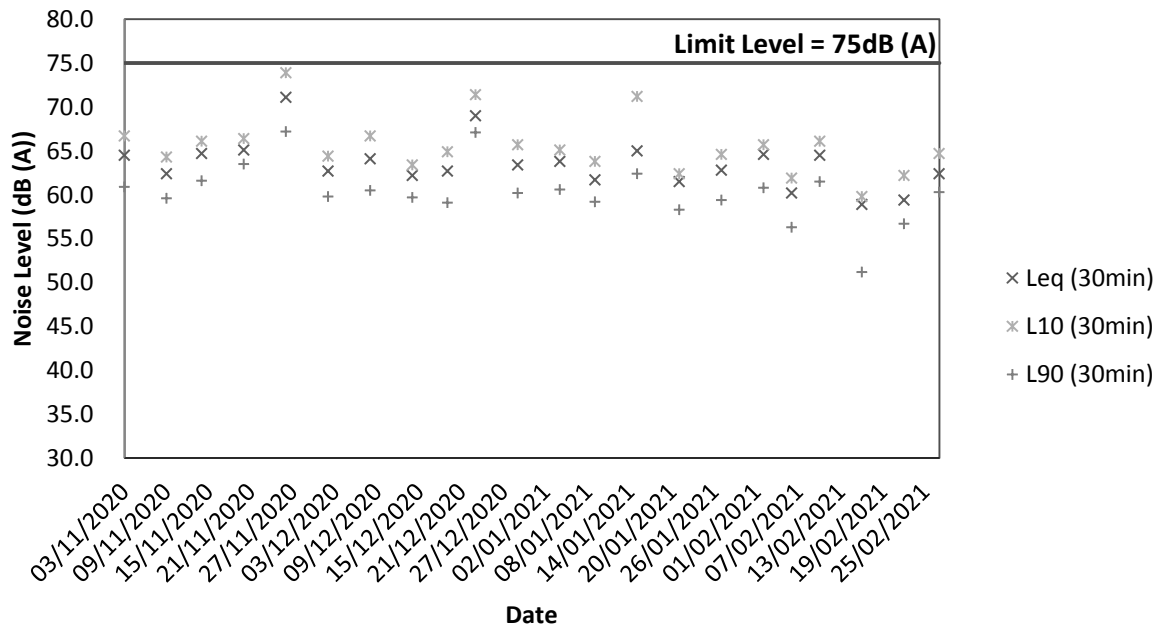
Appendix E3

Graphical Plots of Impact Noise Monitoring Data

Noise Level at NSR1a



Noise Level at NSR2b



Appendix F1

Calibration Certificates for Impact Water Quality Monitoring Equipments



Calibration Report of Dissolved Oxygen Meter (*In situ* Measurement)

Equipment Ref. No. : ET/EW/008/006 Manufacturer : YSI
Model No. : Pro 2030 Serial No. : 12A100554
Calibration Date : 3/12/2020 Calibration Due Date : 2/3/2021

Temperature Verification by Reference Thermometer (ET/0521/028)

	Temperature Reading (°C)	Correction (°C)	Corrected Temperature (°C)	Difference (°C)
Reference Thermometer	20.0	0.0	20.0	0.2
DO Meter	20.2	0.0	20.2	

Criteria: Difference between corrected temperature from DO meter and reference thermometer : $< \pm 0.5^{\circ}\text{C}$

Zero Point Checking

DO meter reading (mg/L)	0.01
-------------------------	------

Criteria: Zero checking: 0.0 mg/L

Linearity Checking of Dissolved Oxygen Content by APHA 19ed 4500-O G

Purging time, min	Expected DO value (mg/L) (ET/0510/012)	DO meter reading (mg/L)	Difference of DO Content (mg/L)
2	6.13	6.24	0.11
5	4.42	4.50	0.08
10	2.55	2.67	0.12

Criteria: Difference between DO meter reading and expected DO value: $< \pm 0.30 \text{ mg/L}$

Salinity Checking by APHA 19ed 2520 B

	Expected Salinity (ppt)	DO meter reading (ppt)
Reagent No. of NaCl (10 ppt): CPE/012/4.7/005/17	10	9.2
Reagent No. of NaCl (30 ppt): CPE/012/4.8/005/17	30	28.7

Criteria: Difference between DO meter reading and expected Salinity: $\pm 10.0 \%$

The equipment complies [#] / ~~does not comply~~ [#] with the specified requirements and is deemed acceptable [#] / unacceptable [#] for use.

[#] Delete as appropriate

Calibrated by : 2/12

Approved by : [Signature]



Performance Check of Turbidity Meter

Equipment Ref. No. : ET/0505/021 Manufacturer : HACH
Model No. : 2100Q Serial No. : 17020C056013
Date of Calibration : 27/10/2020 Due Date : 26/01/2021

Theoretical Value of Turbidity Standard (NTU)	Measured Value (NTU)	Difference % *
20	20.1	0.5%
100	103	3.0%
800	828	3.5%

(*) Difference = (Measured Value – Theoretical Value) / Theoretical Value x 100

Acceptance Criteria

Difference : -5 % to 5 %

The turbidity meter complies * / ~~does not comply~~ * with the specified requirements and is deemed acceptable * / ~~unacceptable~~ * for use. Measurements are traceable to national standards.

Prepared by : 

Checked by : 

Appendix F2

Impact Water Quality Monitoring Results

Impact Water Quality Monitoring

Monitoring Station: R1b

Date	Sampling Duration	Weather Condition	Sampling Level	Turbidity (NTU)			Dissolved Oxygen (DO) (mg/L)			Suspended Solid (SS) (mg/L)		
				1	2	Ave.	1	2	Ave.	1	2	Ave.
02/02/21	13:12-13:23	Fine	Mid-Depth	14.1	13.9	14.0	1.96	1.92	1.94	<5	<5	<5
04/02/21	13:15-13:26	Cloudy	Mid-Depth	16.8	16.6	16.7	2.08	2.11	2.10	<5	<5	<5
06/02/21	09:31-09:46	Fine	Mid-Depth	10.4	10.5	10.5	2.09	2.11	2.10	<5	<5	<5
09/02/21	14:20-14:29	Cloudy	Mid-Depth	14.3	14.2	14.3	2.18	2.22	2.20	<5	<5	<5
11/02/21	13:00-13:11	Cloudy	Mid-Depth	11.4	11.3	11.4	2.24	2.21	2.23	<5	<5	<5
13/02/21	10:40-10:52	Fine	Mid-Depth	13.6	13.3	13.5	2.12	2.10	2.11	<5	<5	<5
16/02/21	13:30-13:50	Fine	Mid-Depth	8.6	8.6	8.6	2.16	2.14	2.15	8	9	9
18/02/21	12:00-12:10	Fine	Mid-Depth	12.3	12.5	12.4	3.05	3.09	3.07	<5	<5	<5
20/02/21	09:40-09:51	Cloudy	Mid-Depth	13.1	13.3	13.2	2.23	2.26	2.25	8	8	<5
23/02/21	11:15-11:30	Fine	Mid-Depth	13.2	13.1	13.2	2.13	2.11	2.12	5	5	5
25/02/21	09:15-09:26	Cloudy	Mid-Depth	14.1	14.4	14.3	2.28	2.31	2.30	14	16	15
27/02/21	09:30-09:50	Cloudy	Mid-Depth	16.8	16.7	16.8	2.02	1.98	2.00	<5	<5	<5
				Min		8.6	Min		1.92	Min		<5
				Max		16.8	Max		3.09	Max		16
				Average		13.2	Average		2.21	Average		3

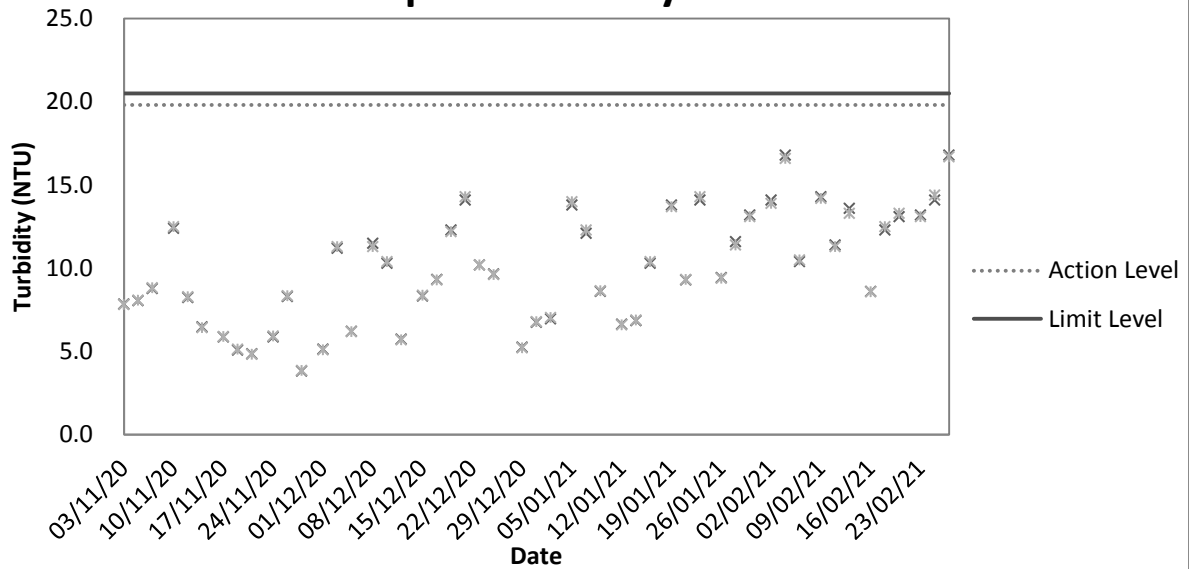
Remark(s):

- (#) 200ml sample was used for Suspended Solids analysis. Practical Quantitation Limit of Suspended Solids reported less than 5 mg/L. The results reported as <5 would be counted as zero for average measurement.

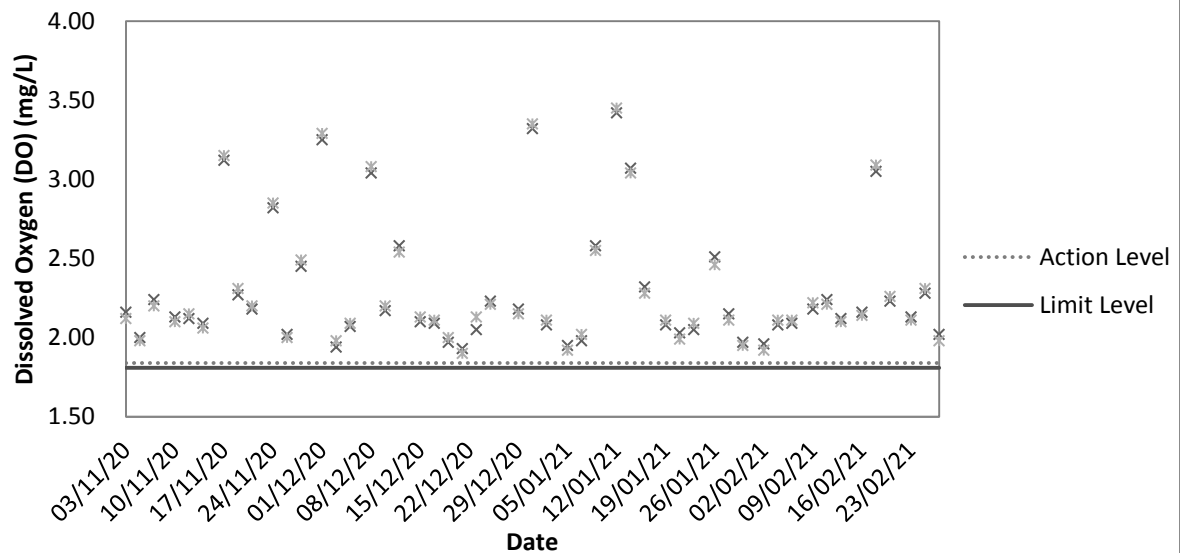
Appendix F3

Graphical Plots of Impact Water Quality Monitoring Data

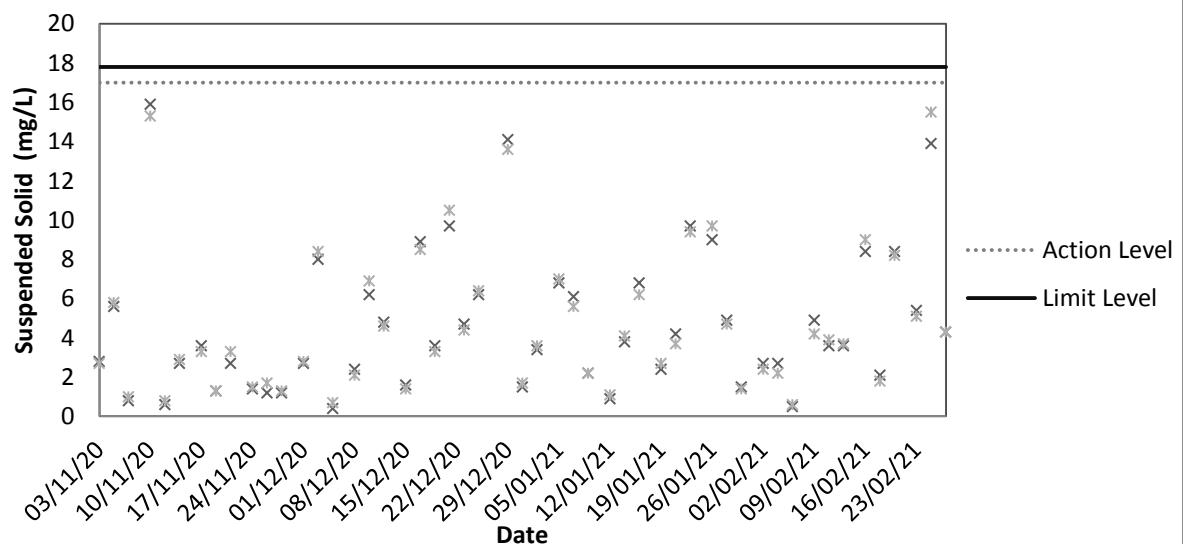
Impact Turbidity Result



Impact DO Result



Impact Suspended Solid (SS) Result



Appendix G

Weather Condition



Daily Extract of Meteorological Observations, February 2021

Day	Mean Pressure (hPa)	Air Temperature			Mean Dew Point (deg. C)	Mean Relative Humidity (%)	Total Rainfall (mm)
		Absolute Daily Max (deg. C)	Mean (deg. C)	Absolute Daily Min (deg. C)			
1	1019.4	25.1	20.3	17.2	16.0	76	0
2	1019.7	27.6	20.9	17.7	16.1	76	0
3	1022.0	21.7	18.4	16.7	12.4	69	0
4	1021.7	23.8	19.4	16.8	13.2	68	0
5	1019.8	23.9	19.9	17.3	14.5	72	0
6	1017.4	25.7	20.7	17.5	15.4	73	0
7	1017.6	24.1	20.3	18.1	15.5	74	0
8	1018.9	22.7	19.9	18.2	16.2	79	0
9	1017.5	19.7	18.5	17.3	14.1	76	Trace
10	1013.5	17.4	16.5	15.8	14.7	89	32.2
11	1014.7	19.9	17.4	15.3	13.6	78	0
12	1016.3	22.3	18.4	15.5	12.5	69	0
13	1017.3	23.8	19.2	16.5	14.7	76	0
14	1016.1	22.8	19.9	17.4	15.0	75	0
15	1015.0	26.2	21.1	17.8	14.9	70	0
16	1016.1	24.2	20.3	18.2	14.7	71	0
17	1019.6	24.6	20.4	18.3	14.4	70	0
18	1024.5	22.9	18.5	16.7	11.7	65	0
19	1023.4	22.9	18.5	15.8	11.9	66	0
20	1019.9	23.9	19.6	16.7	14.4	73	0
21	1017.5	24.9	20.4	17.3	15.4	74	0
22	1015.8	26.0	21.4	18.4	17.2	78	0
23	1015.0	26.4	21.7	18.8	16.5	74	0
24	1014.3	22.9	20.3	18.9	16.5	79	Trace
25	1011.2	22.7	20.2	18.8	17.6	85	1.8
26	1009.8	25.1	22.3	20.4	19.8	86	14.7
27	1014.0	20.8	18.8	18.1	16.9	89	13.4
28	1015.7	22.8	19.9	18.1	16.9	83	Trace
Mean/Total	1017.3	23.5	19.8	17.5	15.1	75	62.1

Remark(s):

1. Trace means rainfall less than 0.05 mm
2. § 1981-2010 Climatological Normal
3. The meteorological observations extracted from Hong Kong Observatory only shown the daily average and may be varied from the weather condition recorded during monitoring.

Appendix H

Environmental Site Inspection Checklist



Environmental Site Inspection Checklist – San Wai

Inspection Date: 5-2-21 Inspected By: Frankie Tang
Time: 14:30 Weather Condition: Fine
Participants: Evan Wong, Roman Cheng, Jimmy Kwok, Tony Kwok,

1	Permits/Licenses	N/A	Yes	No	Remarks
1.1	Are Environmental Permit, license/ other permit displayed at major site exit and vehicle access?	<input type="checkbox"/>	<input checked="" type="checkbox"/>	<input type="checkbox"/>	
1.2	Are Construction Noise Permits available for inspection?	<input type="checkbox"/>	<input checked="" type="checkbox"/>	<input type="checkbox"/>	
1.3	Is wastewater discharge license available for inspection?	<input type="checkbox"/>	<input checked="" type="checkbox"/>	<input type="checkbox"/>	
1.4	Are trip tickets for chemical waste and construction waste disposal available for inspection?	<input type="checkbox"/>	<input checked="" type="checkbox"/>	<input type="checkbox"/>	
1.5	Are relevant license/permits for disposal of construction waste or excavated materials available for inspection?	<input type="checkbox"/>	<input checked="" type="checkbox"/>	<input type="checkbox"/>	
2	Air Quality	N/A	Yes	No	Remarks
2.1	Is open burning avoided?	<input type="checkbox"/>	<input checked="" type="checkbox"/>	<input type="checkbox"/>	
2.2	Are speed controlled at 10 km/h on unpaved site areas?	<input type="checkbox"/>	<input checked="" type="checkbox"/>	<input type="checkbox"/>	
2.3	Are plant and equipment well maintained (i.e. without black smoke from powered plant)?	<input type="checkbox"/>	<input checked="" type="checkbox"/>	<input type="checkbox"/>	
2.4	Observed dust source(s): <input type="checkbox"/> Wind erosion <input type="checkbox"/> Vehicle/ Equipment Movements <input type="checkbox"/> Loading/ unloading of materials <input checked="" type="checkbox"/> Others: <u>Not observed</u>				
2.5	Are the work sites wetted with water twice a day?	<input type="checkbox"/>	<input checked="" type="checkbox"/>	<input type="checkbox"/>	
2.6	After removal of boulders, poles, pillars or temporary or permanent structures, are the entire surface sprayed with water or a dust suppression chemical immediately?	<input type="checkbox"/>	<input checked="" type="checkbox"/>	<input type="checkbox"/>	
2.7	Is the area involved demolished items covered entirely by impervious sheeting or placed in an area sheltered on the top and the 3 sides within a day of demolition?	<input type="checkbox"/>	<input checked="" type="checkbox"/>	<input type="checkbox"/>	
2.8	Are wheel washing facilities with high pressure water jet provided at all site exits if practicable?	<input type="checkbox"/>	<input checked="" type="checkbox"/>	<input type="checkbox"/>	
2.9	Are the areas of washing facilities and the road section between the washing facilities and the exit point paved with concrete, bituminous materials or hardcores?	<input type="checkbox"/>	<input checked="" type="checkbox"/>	<input type="checkbox"/>	
2.10	Are hoarding \geq 2.4m tall provided beside roads or area with public access?	<input type="checkbox"/>	<input checked="" type="checkbox"/>	<input type="checkbox"/>	
2.11	Are main haul road paved with concrete, bituminous materials, hardcores or metal plates, and kept clear of dusty materials; or sprayed with water or a dust suppression chemical?	<input type="checkbox"/>	<input checked="" type="checkbox"/>	<input type="checkbox"/>	
2.12	Are construction site that is within 30m of a discernible or designated vehicle entrance or exit kept clear of dusty materials?	<input type="checkbox"/>	<input checked="" type="checkbox"/>	<input type="checkbox"/>	
2.13	Are all vehicles and plant cleaned before they leave the construction site?	<input type="checkbox"/>	<input checked="" type="checkbox"/>	<input type="checkbox"/>	
2.14	Are loaded dump trucks covered by impervious sheeting appropriately	<input type="checkbox"/>	<input checked="" type="checkbox"/>	<input type="checkbox"/>	



	before leaving the site?		<input checked="" type="checkbox"/>	<input type="checkbox"/>	
2.15	Are working areas of any excavation or earth moving operation sprayed with water or a dusty suppression chemical immediately?	<input type="checkbox"/>	<input checked="" type="checkbox"/>	<input type="checkbox"/>	
2.16	Is exposed earth properly treated by compaction, turfing, hydroseeding, vegetation planting or sealing with latex, vinyl, bitumen, concrete or other suitable surface stabilizer within 6 months after the last construction activity?	<input checked="" type="checkbox"/>	<input type="checkbox"/>	<input type="checkbox"/>	
2.17	Are stockpile of dusty material covered entirely by impervious sheeting; placed in an area sheltered on the top and the 3 sides; or sprayed with water or dust suppression chemical?	<input checked="" type="checkbox"/>	<input type="checkbox"/>	<input type="checkbox"/>	
2.18	Are unpaved areas / designated roads watered regularly to avoid dust generation?	<input type="checkbox"/>	<input checked="" type="checkbox"/>	<input type="checkbox"/>	
2.19	Are dusty materials covered entirely by impervious sheeting or sprayed with water?	<input checked="" type="checkbox"/>	<input type="checkbox"/>	<input type="checkbox"/>	
2.20	Is every stock of more than 20 bags of cement or dry pulverized fuel ash (PFA) covered entirely by impervious sheeting or placed in an area sheltered on the top and 3 sides?	<input checked="" type="checkbox"/>	<input type="checkbox"/>	<input type="checkbox"/>	
2.21	Are the approval or exempted NRMM labels painted or securely fixed on site machines or vehicles and displayed at a conspicuous position according to the Air Pollution Control (Non-road Mobile Machinery) (Emission) Regulation?	<input type="checkbox"/>	<input checked="" type="checkbox"/>	<input type="checkbox"/>	

3	Noise	N/A	Yes	No	Remarks
3.1	Are idle plant/equipments turned off or throttled down?	<input type="checkbox"/>	<input checked="" type="checkbox"/>	<input type="checkbox"/>	
3.2	Are silenced equipments or quiet plants utilized?	<input type="checkbox"/>	<input checked="" type="checkbox"/>	<input type="checkbox"/>	
3.3	Are the silencers or mufflers properly fitted on construction equipments and maintained regularly?	<input type="checkbox"/>	<input checked="" type="checkbox"/>	<input type="checkbox"/>	
3.4	Is temporary hoarding installed located on the site boundaries between noisy construction activities and NSRs?	<input checked="" type="checkbox"/>	<input type="checkbox"/>	<input type="checkbox"/>	
3.5	Are noise barriers (typically density @14kg/m ²) acoustic mat or full enclosure close to noise plants including air compressor, generators and saw etc. provided to protect NSRs?	<input type="checkbox"/>	<input checked="" type="checkbox"/>	<input type="checkbox"/>	
3.6	Do air compressors have valid noise labels?	<input checked="" type="checkbox"/>	<input type="checkbox"/>	<input type="checkbox"/>	
3.7	Are compressor operated with doors closed?	<input checked="" type="checkbox"/>	<input type="checkbox"/>	<input type="checkbox"/>	
3.8	QPME used with valid noise labels?	<input checked="" type="checkbox"/>	<input type="checkbox"/>	<input type="checkbox"/>	
3.9	Are construction activities planned so that parallel operation of several sets of equipment close to a given receiver is avoided?	<input checked="" type="checkbox"/>	<input type="checkbox"/>	<input type="checkbox"/>	
3.10	Major noise source(s): <input checked="" type="checkbox"/> Traffic <input checked="" type="checkbox"/> Construction activities inside of site <input type="checkbox"/> Construction activities outside of site <input type="checkbox"/> Others:				

4	Water Quality	N/A	Yes	No	Remarks
	<u>Construction Activities</u>				
4.1	Before a rainstorm, are exposed stockpiles covered with tarpaulin or impervious sheets?	<input checked="" type="checkbox"/>	<input type="checkbox"/>	<input type="checkbox"/>	
4.2	Are stockpiles of materials placed in the locations away from the drainage channel?	<input checked="" type="checkbox"/>	<input type="checkbox"/>	<input type="checkbox"/>	



4.3	Are site drainage systems and treatment facilities provided to minimize the water pollution?	<input type="checkbox"/>	<input checked="" type="checkbox"/>	<input type="checkbox"/>	
4.4	Is the treated effluent quality met the requirements specified in the discharge license?	<input type="checkbox"/>	<input checked="" type="checkbox"/>	<input type="checkbox"/>	
4.5	Is the sewage generated from toilets collected using a temporary storage system?	<input checked="" type="checkbox"/>	<input type="checkbox"/>	<input type="checkbox"/>	
4.6	Are sewage effluent and discharges from on-site kitchen facilities directed to public foul sewers or collected in a temporary storage tank if connection to public foul sewers is not feasible?	<input checked="" type="checkbox"/>	<input type="checkbox"/>	<input type="checkbox"/>	
4.7	Is a licensed waste collector employed to clean the chemical toilets and temporary storage tank on a regular basis?	<input checked="" type="checkbox"/>	<input type="checkbox"/>	<input type="checkbox"/>	
4.8	Is the storm drainage directed to storm drains via adequately designed sand/ silt removal facilities e.g. sand traps, silt traps and sediment basins?	<input type="checkbox"/>	<input checked="" type="checkbox"/>	<input type="checkbox"/>	
4.9	Are measures taken to prevent the washout of construction materials, soil, silt or debris into any drainage system?	<input type="checkbox"/>	<input checked="" type="checkbox"/>	<input type="checkbox"/>	
4.10	Are manholes adequately covered and temporarily sealed so as to prevent silt, construction materials or debris from getting into the drainage system, and prevent storm run-off getting into foul sewers?	<input checked="" type="checkbox"/>	<input type="checkbox"/>	<input type="checkbox"/>	
4.11	Is a wheel washing bay provided at every site exit?	<input type="checkbox"/>	<input checked="" type="checkbox"/>	<input type="checkbox"/>	
4.12	Is the wheel wash overflow directed to silt removal facilities before being discharged to the storm drain?	<input type="checkbox"/>	<input checked="" type="checkbox"/>	<input type="checkbox"/>	
4.13	Is the section of construction road between the wheel washing bay and the public road surfaced with crushed stone or coarse gravel?	<input type="checkbox"/>	<input checked="" type="checkbox"/>	<input type="checkbox"/>	
4.14	Does the surface runoff from bunded areas pass through oil/grease traps prior to discharge to the storm water system?	<input checked="" type="checkbox"/>	<input type="checkbox"/>	<input type="checkbox"/>	
4.15	Are sedimentation tanks or package treatment systems provided to treat the large amount of sediment-laden wastewater generated from wheel washing, site runoff and construction works?	<input type="checkbox"/>	<input checked="" type="checkbox"/>	<input type="checkbox"/>	
5	Waste / Chemical Management	N/A	Yes	No	Remarks
	<u>General Waste</u>				
5.1	Are sufficient waste disposal points provided?	<input type="checkbox"/>	<input checked="" type="checkbox"/>	<input type="checkbox"/>	
5.2	Is waste disposed regularly?	<input type="checkbox"/>	<input checked="" type="checkbox"/>	<input type="checkbox"/>	
5.3	Is the general waste generated on-site stored in enclosed bins or compaction units separately from the construction and chemical wastes?	<input type="checkbox"/>	<input checked="" type="checkbox"/>	<input type="checkbox"/>	
5.4	Are separated labeled containers/ areas provided for facilitating recycling and waste segregation?	<input type="checkbox"/>	<input checked="" type="checkbox"/>	<input type="checkbox"/>	
	<u>Construction Waste</u>				
5.5	Are the temporary stockpiles maintained regularly?	<input type="checkbox"/>	<input type="checkbox"/>	<input checked="" type="checkbox"/>	Plan 1
5.6	Are the C&D materials sorted and recycled on-site?	<input type="checkbox"/>	<input checked="" type="checkbox"/>	<input type="checkbox"/>	
5.7	Are the public fill and C&D waste segregated and stored in different containers or skips to enhance reuse or recycling of materials and their proper disposal?	<input type="checkbox"/>	<input checked="" type="checkbox"/>	<input type="checkbox"/>	
5.8	Is the segregation and storage of C&D wastes undertaken in designated area?	<input type="checkbox"/>	<input checked="" type="checkbox"/>	<input type="checkbox"/>	



5.9	Are waste storage area properly cleaned and do not cause windblown litter and dust nuisance?	<input type="checkbox"/>	<input checked="" type="checkbox"/>	<input type="checkbox"/>	
5.10	Are surplus insert C&D materials only consist of earth, building debris and broken rock and concrete and free from marine mud, household refuse, plastic, metals, industrial and chemical waste, animal and vegetable matter, and other material considered unsuitable by the public filling supervisor?	<input checked="" type="checkbox"/>	<input type="checkbox"/>	<input type="checkbox"/>	
<u>Chemical / Fuel Storage Area</u>					
5.11	Are the fuel tanks and chemical storage areas provided with locks and sited on sealed areas?	<input checked="" type="checkbox"/>	<input type="checkbox"/>	<input type="checkbox"/>	
5.12	Are the storage areas labeled and separated (if needed)?	<input type="checkbox"/>	<input checked="" type="checkbox"/>	<input type="checkbox"/>	
5.13	Do the storage areas have adequate ventilation and be covered to prevent rainfall entering?	<input type="checkbox"/>	<input checked="" type="checkbox"/>	<input type="checkbox"/>	
5.14	Are the containers used for the storage of chemical wastes suitable for the substance that are holding, resist to corrosion, maintained in a good condition, and securely closed?	<input type="checkbox"/>	<input checked="" type="checkbox"/>	<input type="checkbox"/>	
5.15	Are proper measures to control oil spillage during maintenance or to control other chemicals spillage? (e.g. provide drip trays)	<input type="checkbox"/>	<input checked="" type="checkbox"/>	<input type="checkbox"/>	
<u>Chemical Waste / Waste Oil</u>					
5.16	Is chemical waste or waste oil stored and labeled in English and Chinese properly in designated area?	<input type="checkbox"/>	<input checked="" type="checkbox"/>	<input type="checkbox"/>	
5.17	Are chemicals and waste oil collected and stored for recycling or proper disposal?	<input type="checkbox"/>	<input checked="" type="checkbox"/>	<input type="checkbox"/>	
<u>Records</u>					
5.18	Is a licensed waste hauler used for waste collection?	<input type="checkbox"/>	<input checked="" type="checkbox"/>	<input type="checkbox"/>	
5.19	Are the records of quantities of wastes generated, recycled and disposed properly kept?	<input type="checkbox"/>	<input checked="" type="checkbox"/>	<input type="checkbox"/>	
5.20	For the demolition material/ waste, is the number of loads for each day recorded as appropriate?	<input type="checkbox"/>	<input checked="" type="checkbox"/>	<input type="checkbox"/>	
6	Landscape and Visual Impacts	N/A	Yes	No	Remarks
6.1	Is the work site confined within site boundaries?	<input type="checkbox"/>	<input checked="" type="checkbox"/>	<input type="checkbox"/>	
6.2	Is damage to surrounding areas avoided?	<input type="checkbox"/>	<input checked="" type="checkbox"/>	<input type="checkbox"/>	
7	Environmental Complaint	N/A	Yes	No	Remarks
7.1	Number of Environmental Complaint received from dd/mm/yyyy to dd/mm/yyyy?	<input checked="" type="checkbox"/>	<input type="checkbox"/>	<input type="checkbox"/>	
8	General Housekeeping	N/A	Yes	No	Remarks
8.1	Are potential stagnant pools cleared and mosquito breeding prevented?	<input type="checkbox"/>	<input checked="" type="checkbox"/>	<input type="checkbox"/>	
8.2	Are the defined boundaries of working areas identified to prevent loss of vegetation?	<input type="checkbox"/>	<input checked="" type="checkbox"/>	<input type="checkbox"/>	
9	Others	N/A	Yes	No	Remarks
9.1	Are the portable toilets maintained in a state, which will not deter the workers from utilizing these portable toilets?	<input type="checkbox"/>	<input checked="" type="checkbox"/>	<input type="checkbox"/>	



Follow up actions for pervious Site Audit: N/A


Observations Item 1: Unsorted materials were discarded near site entrance.

Corrective Actions – Mitigation Measures Implemented or Proposed (if any):

Item 1: The concrete debris and steel have been separated for sorting before leaving site.

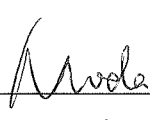
Signature:

ET's representative


Name: Tang Ching Hung
Date: 5.2.21


Signature:

Contractor's representative


Name: Maoda Chu
Date: 5/2/2021


Signature:

ET Leader



Name: C. L. Lam
Date: 6/2/2021

Signature:

SO's representative


Name: Evan Wong
Date: 5/2/2021

Summary of the Weekly Environmental Site Inspection

Item	Details of observations	Follow Up Action	Photo Ref.	Further Action Required (Yes/No)	Proposed Follow up Date
1	 <p>Unsorted materials were discarded near site entrance.</p>	To sort the concrete debris and steel properly	210205_001	Yes	09/02/2021



Environmental Site Inspection Checklist – San Wai

Inspection Date: 9-2-21 Inspected By: Frankie Tang
Time: 14:30 Weather Condition: Fine
Participants: Evan Wong, Roman Chen, Tony Leung

1	Permits/Licenses	N/A	Yes	No	Remarks
1.1	Are Environmental Permit, license/ other permit displayed at major site exit and vehicle access?	<input type="checkbox"/>	<input checked="" type="checkbox"/>	<input type="checkbox"/>	
1.2	Are Construction Noise Permits available for inspection?	<input type="checkbox"/>	<input checked="" type="checkbox"/>	<input type="checkbox"/>	
1.3	Is wastewater discharge license available for inspection?	<input type="checkbox"/>	<input checked="" type="checkbox"/>	<input type="checkbox"/>	
1.4	Are trip tickets for chemical waste and construction waste disposal available for inspection?	<input type="checkbox"/>	<input checked="" type="checkbox"/>	<input type="checkbox"/>	
1.5	Are relevant license/permits for disposal of construction waste or excavated materials available for inspection?	<input type="checkbox"/>	<input checked="" type="checkbox"/>	<input type="checkbox"/>	
2	Air Quality	N/A	Yes	No	Remarks
2.1	Is open burning avoided?	<input type="checkbox"/>	<input checked="" type="checkbox"/>	<input type="checkbox"/>	
2.2	Are speed controlled at 10 km/h on unpaved site areas?	<input type="checkbox"/>	<input checked="" type="checkbox"/>	<input type="checkbox"/>	
2.3	Are plant and equipment well maintained (i.e. without black smoke from powered plant)?	<input type="checkbox"/>	<input checked="" type="checkbox"/>	<input type="checkbox"/>	
2.4	Observed dust source(s): <input type="checkbox"/> Wind erosion <input type="checkbox"/> Vehicle/ Equipment Movements <input type="checkbox"/> Loading/ unloading of materials <input checked="" type="checkbox"/> Others: <u>Not observed</u>				
2.5	Are the work sites wetted with water twice a day?	<input type="checkbox"/>	<input checked="" type="checkbox"/>	<input type="checkbox"/>	
2.6	After removal of boulders, poles, pillars or temporary or permanent structures, are the entire surface sprayed with water or a dust suppression chemical immediately?	<input type="checkbox"/>	<input checked="" type="checkbox"/>	<input type="checkbox"/>	
2.7	Is the area involved demolished items covered entirely by impervious sheeting or placed in an area sheltered on the top and the 3 sides within a day of demolition?	<input type="checkbox"/>	<input checked="" type="checkbox"/>	<input type="checkbox"/>	
2.8	Are wheel washing facilities with high pressure water jet provided at all site exits if practicable?	<input type="checkbox"/>	<input checked="" type="checkbox"/>	<input type="checkbox"/>	
2.9	Are the areas of washing facilities and the road section between the washing facilities and the exit point paved with concrete, bituminous materials or hardcores?	<input type="checkbox"/>	<input checked="" type="checkbox"/>	<input type="checkbox"/>	
2.10	Are hoarding $\geq 2.4\text{m}$ tall provided beside roads or area with public access?	<input type="checkbox"/>	<input checked="" type="checkbox"/>	<input type="checkbox"/>	
2.11	Are main haul road paved with concrete, bituminous materials, hardcores or metal plates, and kept clear of dusty materials; or sprayed with water or a dust suppression chemical?	<input type="checkbox"/>	<input checked="" type="checkbox"/>	<input type="checkbox"/>	
2.12	Are construction site that is within 30m of a discernible or designated vehicle entrance or exit kept clear of dusty materials?	<input type="checkbox"/>	<input checked="" type="checkbox"/>	<input type="checkbox"/>	
2.13	Are all vehicles and plant cleaned before they leave the construction site?	<input type="checkbox"/>	<input checked="" type="checkbox"/>	<input type="checkbox"/>	
2.14	Are loaded dump trucks covered by impervious sheeting appropriately	<input type="checkbox"/>	<input checked="" type="checkbox"/>	<input type="checkbox"/>	



	before leaving the site?		<input checked="" type="checkbox"/>	<input type="checkbox"/>	
2.15	Are working areas of any excavation or earth moving operation sprayed with water or a dusty suppression chemical immediately?	<input type="checkbox"/>	<input checked="" type="checkbox"/>	<input type="checkbox"/>	
2.16	Is exposed earth properly treated by compaction, turfing, hydroseeding, vegetation planting or sealing with latex, vinyl, bitumen, concrete or other suitable surface stabilizer within 6 months after the last construction activity?	<input checked="" type="checkbox"/>	<input type="checkbox"/>	<input type="checkbox"/>	
2.17	Are stockpile of dusty material covered entirely by impervious sheeting; placed in an area sheltered on the top and the 3 sides; or sprayed with water or dust suppression chemical?	<input checked="" type="checkbox"/>	<input type="checkbox"/>	<input type="checkbox"/>	
2.18	Are unpaved areas / designated roads watered regularly to avoid dust generation?	<input type="checkbox"/>	<input checked="" type="checkbox"/>	<input type="checkbox"/>	
2.19	Are dusty materials covered entirely by impervious sheeting or sprayed with water?	<input checked="" type="checkbox"/>	<input type="checkbox"/>	<input type="checkbox"/>	
2.20	Is every stock of more than 20 bags of cement or dry pulverized fuel ash (PFA) covered entirely by impervious sheeting or placed in an area sheltered on the top and 3 sides?	<input checked="" type="checkbox"/>	<input type="checkbox"/>	<input type="checkbox"/>	
2.21	Are the approval or exempted NRMM labels painted or securely fixed on site machines or vehicles and displayed at a conspicuous position according to the Air Pollution Control (Non-road Mobile Machinery) (Emission) Regulation?	<input type="checkbox"/>	<input checked="" type="checkbox"/>	<input type="checkbox"/>	

3	Noise	N/A	Yes	No	Remarks
3.1	Are idle plant/equipments turned off or throttled down?	<input type="checkbox"/>	<input checked="" type="checkbox"/>	<input type="checkbox"/>	
3.2	Are silenced equipments or quiet plants utilized?	<input type="checkbox"/>	<input checked="" type="checkbox"/>	<input type="checkbox"/>	
3.3	Are the silencers or mufflers properly fitted on construction equipments and maintained regularly?	<input type="checkbox"/>	<input checked="" type="checkbox"/>	<input type="checkbox"/>	
3.4	Is temporary hoarding installed located on the site boundaries between noisy construction activities and NSRs?	<input checked="" type="checkbox"/>	<input type="checkbox"/>	<input type="checkbox"/>	
3.5	Are noise barriers (typically density @14kg/m ²) acoustic mat or full enclosure close to noise plants including air compressor, generators and saw etc. provided to protect NSRs?	<input type="checkbox"/>	<input checked="" type="checkbox"/>	<input type="checkbox"/>	
3.6	Do air compressors have valid noise labels?	<input checked="" type="checkbox"/>	<input type="checkbox"/>	<input type="checkbox"/>	
3.7	Are compressor operated with doors closed?	<input checked="" type="checkbox"/>	<input type="checkbox"/>	<input type="checkbox"/>	
3.8	QPME used with valid noise labels?	<input checked="" type="checkbox"/>	<input type="checkbox"/>	<input type="checkbox"/>	
3.9	Are construction activities planned so that parallel operation of several sets of equipment close to a given receiver is avoided?	<input checked="" type="checkbox"/>	<input type="checkbox"/>	<input type="checkbox"/>	
3.10	Major noise source(s): <input checked="" type="checkbox"/> Traffic <input type="checkbox"/> Construction activities inside of site <input type="checkbox"/> Construction activities outside of site <input type="checkbox"/> Others:				

4	Water Quality	N/A	Yes	No	Remarks
	Construction Activities				
4.1	Before a rainstorm, are exposed stockpiles covered with tarpaulin or impervious sheets?	<input checked="" type="checkbox"/>	<input type="checkbox"/>	<input type="checkbox"/>	
4.2	Are stockpiles of materials placed in the locations away from the drainage channel?	<input checked="" type="checkbox"/>	<input type="checkbox"/>	<input type="checkbox"/>	



4.3	Are site drainage systems and treatment facilities provided to minimize the water pollution?	<input type="checkbox"/>	<input checked="" type="checkbox"/>	<input type="checkbox"/>	
4.4	Is the treated effluent quality met the requirements specified in the discharge license?	<input type="checkbox"/>	<input checked="" type="checkbox"/>	<input type="checkbox"/>	
4.5	Is the sewage generated from toilets collected using a temporary storage system?	<input checked="" type="checkbox"/>	<input type="checkbox"/>	<input type="checkbox"/>	
4.6	Are sewage effluent and discharges from on-site kitchen facilities directed to public foul sewers or collected in a temporary storage tank if connection to public foul sewers is not feasible?	<input checked="" type="checkbox"/>	<input type="checkbox"/>	<input type="checkbox"/>	
4.7	Is a licensed waste collector employed to clean the chemical toilets and temporary storage tank on a regular basis?	<input checked="" type="checkbox"/>	<input type="checkbox"/>	<input type="checkbox"/>	
4.8	Is the storm drainage directed to storm drains via adequately designed sand/ silt removal facilities e.g. sand traps, silt traps and sediment basins?	<input type="checkbox"/>	<input checked="" type="checkbox"/>	<input type="checkbox"/>	
4.9	Are measures taken to prevent the washout of construction materials, soil, silt or debris into any drainage system?	<input type="checkbox"/>	<input checked="" type="checkbox"/>	<input type="checkbox"/>	
4.10	Are manholes adequately covered and temporarily sealed so as to prevent silt, construction materials or debris from getting into the drainage system, and prevent storm run-off getting into foul sewers?	<input checked="" type="checkbox"/>	<input type="checkbox"/>	<input type="checkbox"/>	
4.11	Is a wheel washing bay provided at every site exit?	<input type="checkbox"/>	<input checked="" type="checkbox"/>	<input type="checkbox"/>	
4.12	Is the wheel wash overflow directed to silt removal facilities before being discharged to the storm drain?	<input type="checkbox"/>	<input checked="" type="checkbox"/>	<input type="checkbox"/>	
4.13	Is the section of construction road between the wheel washing bay and the public road surfaced with crushed stone or coarse gravel?	<input type="checkbox"/>	<input checked="" type="checkbox"/>	<input type="checkbox"/>	
4.14	Does the surface runoff from bunded areas pass through oil/grease traps prior to discharge to the storm water system?	<input checked="" type="checkbox"/>	<input type="checkbox"/>	<input type="checkbox"/>	
4.15	Are sedimentation tanks or package treatment systems provided to treat the large amount of sediment-laden wastewater generated from wheel washing, site runoff and construction works?	<input type="checkbox"/>	<input checked="" type="checkbox"/>	<input type="checkbox"/>	
5	Waste / Chemical Management	N/A	Yes	No	Remarks
	<u>General Waste</u>				
5.1	Are sufficient waste disposal points provided?	<input type="checkbox"/>	<input checked="" type="checkbox"/>	<input type="checkbox"/>	
5.2	Is waste disposed regularly?	<input type="checkbox"/>	<input checked="" type="checkbox"/>	<input type="checkbox"/>	
5.3	Is the general waste generated on-site stored in enclosed bins or compaction units separately from the construction and chemical wastes?	<input type="checkbox"/>	<input checked="" type="checkbox"/>	<input type="checkbox"/>	
5.4	Are separated labeled containers/ areas provided for facilitating recycling and waste segregation?	<input type="checkbox"/>	<input checked="" type="checkbox"/>	<input type="checkbox"/>	
	<u>Construction Waste</u>				
5.5	Are the temporary stockpiles maintained regularly?	<input type="checkbox"/>	<input checked="" type="checkbox"/>	<input type="checkbox"/>	
5.6	Are the C&D materials sorted and recycled on-site?	<input type="checkbox"/>	<input checked="" type="checkbox"/>	<input type="checkbox"/>	
5.7	Are the public fill and C&D waste segregated and stored in different containers or skips to enhance reuse or recycling of materials and their proper disposal?	<input type="checkbox"/>	<input checked="" type="checkbox"/>	<input type="checkbox"/>	
5.8	Is the segregation and storage of C&D wastes undertaken in designated area?	<input type="checkbox"/>	<input checked="" type="checkbox"/>	<input type="checkbox"/>	



5.9	Are waste storage area properly cleaned and do not cause windblown litter and dust nuisance?	<input type="checkbox"/>	<input checked="" type="checkbox"/>	<input type="checkbox"/>	
5.10	Are surplus insert C&D materials only consist of earth, building debris and broken rock and concrete and free from marine mud, household refuse, plastic, metals, industrial and chemical waste, animal and vegetable matter, and other material considered unsuitable by the public filling supervisor?	<input checked="" type="checkbox"/>	<input type="checkbox"/>	<input type="checkbox"/>	
<u>Chemical / Fuel Storage Area</u>					
5.11	Are the fuel tanks and chemical storage areas provided with locks and sited on sealed areas?	<input checked="" type="checkbox"/>	<input type="checkbox"/>	<input type="checkbox"/>	
5.12	Are the storage areas labeled and separated (if needed)?	<input type="checkbox"/>	<input checked="" type="checkbox"/>	<input type="checkbox"/>	
5.13	Do the storage areas have adequate ventilation and be covered to prevent rainfall entering?	<input type="checkbox"/>	<input checked="" type="checkbox"/>	<input type="checkbox"/>	
5.14	Are the containers used for the storage of chemical wastes suitable for the substance that are holding, resist to corrosion, maintained in a good condition, and securely closed?	<input type="checkbox"/>	<input checked="" type="checkbox"/>	<input type="checkbox"/>	
5.15	Are proper measures to control oil spillage during maintenance or to control other chemicals spillage? (e.g. provide drip trays)	<input type="checkbox"/>	<input checked="" type="checkbox"/>	<input type="checkbox"/>	
<u>Chemical Waste / Waste Oil</u>					
5.16	Is chemical waste or waste oil stored and labeled in English and Chinese properly in designated area?	<input type="checkbox"/>	<input checked="" type="checkbox"/>	<input type="checkbox"/>	
5.17	Are chemicals and waste oil collected and stored for recycling or proper disposal?	<input type="checkbox"/>	<input checked="" type="checkbox"/>	<input type="checkbox"/>	
<u>Records</u>					
5.18	Is a licensed waste hauler used for waste collection?	<input type="checkbox"/>	<input checked="" type="checkbox"/>	<input type="checkbox"/>	
5.19	Are the records of quantities of wastes generated, recycled and disposed properly kept?	<input type="checkbox"/>	<input checked="" type="checkbox"/>	<input type="checkbox"/>	
5.20	For the demolition material/ waste, is the number of loads for each day recorded as appropriate?	<input type="checkbox"/>	<input checked="" type="checkbox"/>	<input type="checkbox"/>	
6	Landscape and Visual Impacts	N/A	Yes	No	Remarks
6.1	Is the work site confined within site boundaries?	<input type="checkbox"/>	<input checked="" type="checkbox"/>	<input type="checkbox"/>	
6.2	Is damage to surrounding areas avoided?	<input type="checkbox"/>	<input checked="" type="checkbox"/>	<input type="checkbox"/>	
7	Environmental Complaint	N/A	Yes	No	Remarks
7.1	Number of Environmental Complaint received from dd/mm/yyyy to dd/mm/yyyy?	<input checked="" type="checkbox"/>	<input type="checkbox"/>	<input type="checkbox"/>	
8	General Housekeeping	N/A	Yes	No	Remarks
8.1	Are potential stagnant pools cleared and mosquito breeding prevented?	<input type="checkbox"/>	<input checked="" type="checkbox"/>	<input type="checkbox"/>	
8.2	Are the defined boundaries of working areas identified to prevent loss of vegetation?	<input type="checkbox"/>	<input checked="" type="checkbox"/>	<input type="checkbox"/>	
9	Others	N/A	Yes	No	Remarks
9.1	Are the portable toilets maintained in a state, which will not deter the workers from utilizing these portable toilets?	<input type="checkbox"/>	<input checked="" type="checkbox"/>	<input type="checkbox"/>	



Follow up actions for pervious Site Audit: Follow up action to item on 5-2-21, all item were improved.

Observations

N/A

Corrective Actions – Mitigation Measures Implemented or Proposed (if any): N/A

Signature:

ET's representative

Name: Frankie Tung

Date: 9.2.21

Signature:

Contractor's representative

Name: Manda Chu

Date: 8/2/2021

Signature:

ET Leader

Name: C. L. Lau

Date: 10/2/2021


Signature:

SO's representative

Name: Evan Wong

Date: 9/2/2021

Summary of the Weekly Environmental Site Inspection

Item	Details of observations	Follow Up Action	Photo Ref.	Further Action Required (Yes/No)	Proposed Follow up Date
--	 <p>Follow up action to item 1 on 05/02/2021, the concrete debris and steel were sorted.</p>	--	210209_001	No	--



Environmental Site Inspection Checklist – San Wai

Inspection Date: 19.12.14 Inspected By: Frankie Tong
 Time: 9:00 Weather Condition: Fine
 Participants: Eric Anthony, Roman Cheng, Tony Leung

1	Permits/Licenses	N/A	Yes	No	Remarks
1.1	Are Environmental Permit, license/ other permit displayed at major site exit and vehicle access?	<input type="checkbox"/>	<input checked="" type="checkbox"/>	<input type="checkbox"/>	
1.2	Are Construction Noise Permits available for inspection?	<input type="checkbox"/>	<input checked="" type="checkbox"/>	<input type="checkbox"/>	
1.3	Is wastewater discharge license available for inspection?	<input type="checkbox"/>	<input checked="" type="checkbox"/>	<input type="checkbox"/>	
1.4	Are trip tickets for chemical waste and construction waste disposal available for inspection?	<input type="checkbox"/>	<input checked="" type="checkbox"/>	<input type="checkbox"/>	
1.5	Are relevant license/permits for disposal of construction waste or excavated materials available for inspection?	<input type="checkbox"/>	<input checked="" type="checkbox"/>	<input type="checkbox"/>	
2	Air Quality	N/A	Yes	No	Remarks
2.1	Is open burning avoided?	<input type="checkbox"/>	<input checked="" type="checkbox"/>	<input type="checkbox"/>	
2.2	Are speed controlled at 10 km/h on unpaved site areas?	<input type="checkbox"/>	<input checked="" type="checkbox"/>	<input type="checkbox"/>	
2.3	Are plant and equipment well maintained (i.e. without black smoke from powered plant)?	<input type="checkbox"/>	<input checked="" type="checkbox"/>	<input type="checkbox"/>	
2.4	Observed dust source(s): <input type="checkbox"/> Wind erosion <input type="checkbox"/> Vehicle/ Equipment Movements <input type="checkbox"/> Loading/ unloading of materials <input checked="" type="checkbox"/> Others: <u>Not observed</u>				
2.5	Are the work sites wetted with water twice a day?	<input type="checkbox"/>	<input checked="" type="checkbox"/>	<input type="checkbox"/>	
2.6	After removal of boulders, poles, pillars or temporary or permanent structures, are the entire surface sprayed with water or a dust suppression chemical immediately?	<input type="checkbox"/>	<input checked="" type="checkbox"/>	<input type="checkbox"/>	
2.7	Is the area involved demolished items covered entirely by impervious sheeting or placed in an area sheltered on the top and the 3 sides within a day of demolition?	<input type="checkbox"/>	<input checked="" type="checkbox"/>	<input type="checkbox"/>	
2.8	Are wheel washing facilities with high pressure water jet provided at all site exits if practicable?	<input type="checkbox"/>	<input checked="" type="checkbox"/>	<input type="checkbox"/>	
2.9	Are the areas of washing facilities and the road section between the washing facilities and the exit point paved with concrete, bituminous materials or hardcores?	<input type="checkbox"/>	<input checked="" type="checkbox"/>	<input type="checkbox"/>	
2.10	Are hoarding $\geq 2.4\text{m}$ tall provided beside roads or area with public access?	<input type="checkbox"/>	<input checked="" type="checkbox"/>	<input type="checkbox"/>	
2.11	Are main haul road paved with concrete, bituminous materials, hardcores or metal plates, and kept clear of dusty materials: or sprayed with water or a dust suppression chemical?	<input type="checkbox"/>	<input checked="" type="checkbox"/>	<input type="checkbox"/>	
2.12	Are construction site that is within 30m of a discernible or designated vehicle entrance or exit kept clear of dusty materials?	<input type="checkbox"/>	<input checked="" type="checkbox"/>	<input type="checkbox"/>	
2.13	Are all vehicles and plant cleaned before they leave the construction site?	<input type="checkbox"/>	<input checked="" type="checkbox"/>	<input type="checkbox"/>	
2.14	Are loaded dump trucks covered by impervious sheeting appropriately	<input type="checkbox"/>	<input checked="" type="checkbox"/>	<input type="checkbox"/>	



	before leaving the site?				
2.15	Are working areas of any excavation or earth moving operation sprayed with water or a dusty suppression chemical immediately?	<input type="checkbox"/>	<input checked="" type="checkbox"/>	<input type="checkbox"/>	
2.16	Is exposed earth properly treated by compaction, turfing, hydroseeding, vegetation planting or sealing with latex, vinyl, bitumen, concrete or other suitable surface stabilizer within 6 months after the last construction activity?	<input checked="" type="checkbox"/>	<input type="checkbox"/>	<input type="checkbox"/>	
2.17	Are stockpile of dusty material covered entirely by impervious sheeting; placed in an area sheltered on the top and the 3 sides; or sprayed with water or dust suppression chemical?	<input checked="" type="checkbox"/>	<input type="checkbox"/>	<input type="checkbox"/>	
2.18	Are unpaved areas / designated roads watered regularly to avoid dust generation?	<input type="checkbox"/>	<input checked="" type="checkbox"/>	<input type="checkbox"/>	
2.19	Are dusty materials covered entirely by impervious sheeting or sprayed with water?	<input checked="" type="checkbox"/>	<input type="checkbox"/>	<input type="checkbox"/>	
2.20	Is every stock of more than 20 bags of cement or dry pulverized fuel ash (PFA) covered entirely by impervious sheeting or placed in an area sheltered on the top and 3 sides?	<input checked="" type="checkbox"/>	<input type="checkbox"/>	<input type="checkbox"/>	
2.21	Are the approval or exempted NRMM labels painted or securely fixed on site machines or vehicles and displayed at a conspicuous position according to the Air Pollution Control (Non-road Mobile Machinery) (Emission) Regulation?	<input type="checkbox"/>	<input checked="" type="checkbox"/>	<input type="checkbox"/>	

3	Noise	N/A	Yes	No	Remarks
3.1	Are idle plant/equipments turned off or throttled down?	<input type="checkbox"/>	<input checked="" type="checkbox"/>	<input type="checkbox"/>	
3.2	Are silenced equipments or quiet plants utilized?	<input type="checkbox"/>	<input checked="" type="checkbox"/>	<input type="checkbox"/>	
3.3	Are the silencers or mufflers properly fitted on construction equipments and maintained regularly?	<input type="checkbox"/>	<input checked="" type="checkbox"/>	<input type="checkbox"/>	
3.4	Is temporary hoarding installed located on the site boundaries between noisy construction activities and NSRs?	<input checked="" type="checkbox"/>	<input type="checkbox"/>	<input type="checkbox"/>	
3.5	Are noise barriers (typically density @14kg/m ²) acoustic mat or full enclosure close to noise plants including air compressor, generators and saw etc. provided to protect NSRs?	<input type="checkbox"/>	<input checked="" type="checkbox"/>	<input type="checkbox"/>	
3.6	Do air compressors have valid noise labels?	<input checked="" type="checkbox"/>	<input type="checkbox"/>	<input type="checkbox"/>	
3.7	Are compressor operated with doors closed?	<input checked="" type="checkbox"/>	<input type="checkbox"/>	<input type="checkbox"/>	
3.8	QPME used with valid noise labels?	<input checked="" type="checkbox"/>	<input type="checkbox"/>	<input type="checkbox"/>	
3.9	Are construction activities planned so that parallel operation of several sets of equipment close to a given receiver is avoided?	<input checked="" type="checkbox"/>	<input type="checkbox"/>	<input type="checkbox"/>	
3.10	Major noise source(s): <input type="checkbox"/> Traffic <input checked="" type="checkbox"/> Construction activities inside of site <input type="checkbox"/> Construction activities outside of site <input type="checkbox"/> Others:				

4	Water Quality	N/A	Yes	No	Remarks
	<u>Construction Activities</u>				
4.1	Before a rainstorm, are exposed stockpiles covered with tarpaulin or impervious sheets?	<input checked="" type="checkbox"/>	<input type="checkbox"/>	<input type="checkbox"/>	
4.2	Are stockpiles of materials placed in the locations away from the drainage channel?	<input checked="" type="checkbox"/>	<input type="checkbox"/>	<input type="checkbox"/>	



4.3	Are site drainage systems and treatment facilities provided to minimize the water pollution?	<input type="checkbox"/>	<input checked="" type="checkbox"/>	<input type="checkbox"/>	
4.4	Is the treated effluent quality met the requirements specified in the discharge license?	<input type="checkbox"/>	<input checked="" type="checkbox"/>	<input type="checkbox"/>	
4.5	Is the sewage generated from toilets collected using a temporary storage system?	<input checked="" type="checkbox"/>	<input type="checkbox"/>	<input type="checkbox"/>	
4.6	Are sewage effluent and discharges from on-site kitchen facilities directed to public foul sewers or collected in a temporary storage tank if connection to public foul sewers is not feasible?	<input checked="" type="checkbox"/>	<input type="checkbox"/>	<input type="checkbox"/>	
4.7	Is a licensed waste collector employed to clean the chemical toilets and temporary storage tank on a regular basis?	<input checked="" type="checkbox"/>	<input type="checkbox"/>	<input type="checkbox"/>	
4.8	Is the storm drainage directed to storm drains via adequately designed sand/ silt removal facilities e.g. sand traps, silt traps and sediment basins?	<input type="checkbox"/>	<input checked="" type="checkbox"/>	<input type="checkbox"/>	
4.9	Are measures taken to prevent the washout of construction materials, soil, silt or debris into any drainage system?	<input type="checkbox"/>	<input checked="" type="checkbox"/>	<input type="checkbox"/>	
4.10	Are manholes adequately covered and temporarily sealed so as to prevent silt, construction materials or debris from getting into the drainage system, and prevent storm run-off getting into foul sewers?	<input checked="" type="checkbox"/>	<input type="checkbox"/>	<input type="checkbox"/>	
4.11	Is a wheel washing bay provided at every site exit?	<input type="checkbox"/>	<input checked="" type="checkbox"/>	<input type="checkbox"/>	
4.12	Is the wheel wash overflow directed to silt removal facilities before being discharged to the storm drain?	<input type="checkbox"/>	<input checked="" type="checkbox"/>	<input type="checkbox"/>	
4.13	Is the section of construction road between the wheel washing bay and the public road surfaced with crushed stone or coarse gravel?	<input type="checkbox"/>	<input checked="" type="checkbox"/>	<input type="checkbox"/>	
4.14	Does the surface runoff from bunded areas pass through oil/grease traps prior to discharge to the storm water system?	<input checked="" type="checkbox"/>	<input type="checkbox"/>	<input type="checkbox"/>	
4.15	Are sedimentation tanks or package treatment systems provided to treat the large amount of sediment-laden wastewater generated from wheel washing, site runoff and construction works?	<input type="checkbox"/>	<input checked="" type="checkbox"/>	<input type="checkbox"/>	
5	Waste / Chemical Management	N/A	Yes	No	Remarks
	<u>General Waste</u>				
5.1	Are sufficient waste disposal points provided?	<input type="checkbox"/>	<input checked="" type="checkbox"/>	<input type="checkbox"/>	
5.2	Is waste disposed regularly?	<input type="checkbox"/>	<input type="checkbox"/>	<input checked="" type="checkbox"/>	
5.3	Is the general waste generated on-site stored in enclosed bins or compaction units separately from the construction and chemical wastes?	<input type="checkbox"/>	<input type="checkbox"/>	<input checked="" type="checkbox"/>	
5.4	Are separated labeled containers/ areas provided for facilitating recycling and waste segregation?	<input type="checkbox"/>	<input checked="" type="checkbox"/>	<input type="checkbox"/>	
	<u>Construction Waste</u>				
5.5	Are the temporary stockpiles maintained regularly?	<input type="checkbox"/>	<input checked="" type="checkbox"/>	<input type="checkbox"/>	
5.6	Are the C&D materials sorted and recycled on-site?	<input type="checkbox"/>	<input checked="" type="checkbox"/>	<input type="checkbox"/>	
5.7	Are the public fill and C&D waste segregated and stored in different containers or skips to enhance reuse or recycling of materials and their proper disposal?	<input type="checkbox"/>	<input checked="" type="checkbox"/>	<input type="checkbox"/>	
5.8	Is the segregation and storage of C&D wastes undertaken in designated area?	<input type="checkbox"/>	<input checked="" type="checkbox"/>	<input type="checkbox"/>	



5.9	Are waste storage area properly cleaned and do not cause windblown litter and dust nuisance?	<input type="checkbox"/>	<input checked="" type="checkbox"/>	<input type="checkbox"/>	
5.10	Are surplus inert C&D materials only consist of earth, building debris and broken rock and concrete and free from marine mud, household refuse, plastic, metals, industrial and chemical waste, animal and vegetable matter, and other material considered unsuitable by the public filling supervisor?	<input checked="" type="checkbox"/>	<input type="checkbox"/>	<input type="checkbox"/>	
<u>Chemical / Fuel Storage Area</u>					
5.11	Are the fuel tanks and chemical storage areas provided with locks and sited on sealed areas?	<input checked="" type="checkbox"/>	<input type="checkbox"/>	<input type="checkbox"/>	
5.12	Are the storage areas labeled and separated (if needed)?	<input type="checkbox"/>	<input checked="" type="checkbox"/>	<input type="checkbox"/>	
5.13	Do the storage areas have adequate ventilation and be covered to prevent rainfall entering?	<input type="checkbox"/>	<input checked="" type="checkbox"/>	<input type="checkbox"/>	
5.14	Are the containers used for the storage of chemical wastes suitable for the substance that are holding, resist to corrosion, maintained in a good condition, and securely closed?	<input type="checkbox"/>	<input checked="" type="checkbox"/>	<input type="checkbox"/>	
5.15	Are proper measures to control oil spillage during maintenance or to control other chemicals spillage? (e.g. provide drip trays)	<input type="checkbox"/>	<input checked="" type="checkbox"/>	<input type="checkbox"/>	
<u>Chemical Waste / Waste Oil</u>					
5.16	Is chemical waste or waste oil stored and labeled in English and Chinese properly in designated area?	<input type="checkbox"/>	<input checked="" type="checkbox"/>	<input type="checkbox"/>	
5.17	Are chemicals and waste oil collected and stored for recycling or proper disposal?	<input type="checkbox"/>	<input checked="" type="checkbox"/>	<input type="checkbox"/>	
<u>Records</u>					
5.18	Is a licensed waste hauler used for waste collection?	<input type="checkbox"/>	<input checked="" type="checkbox"/>	<input type="checkbox"/>	
5.19	Are the records of quantities of wastes generated, recycled and disposed properly kept?	<input type="checkbox"/>	<input checked="" type="checkbox"/>	<input type="checkbox"/>	
5.20	For the demolition material/ waste, is the number of loads for each day recorded as appropriate?	<input type="checkbox"/>	<input checked="" type="checkbox"/>	<input type="checkbox"/>	
6	Landscape and Visual Impacts	N/A	Yes	No	Remarks
6.1	Is the work site confined within site boundaries?	<input type="checkbox"/>	<input checked="" type="checkbox"/>	<input type="checkbox"/>	
6.2	Is damage to surrounding areas avoided?	<input type="checkbox"/>	<input checked="" type="checkbox"/>	<input type="checkbox"/>	
7	Environmental Complaint	N/A	Yes	No	Remarks
7.1	Number of Environmental Complaint received from dd/mm/yyyy to dd/mm/yyyy?	<input checked="" type="checkbox"/>	<input type="checkbox"/>	<input type="checkbox"/>	
8	General Housekeeping	N/A	Yes	No	Remarks
8.1	Are potential stagnant pools cleared and mosquito breeding prevented?	<input type="checkbox"/>	<input type="checkbox"/>	<input checked="" type="checkbox"/>	Flw2
8.2	Are the defined boundaries of working areas identified to prevent loss of vegetation?	<input type="checkbox"/>	<input checked="" type="checkbox"/>	<input type="checkbox"/>	
9	Others	N/A	Yes	No	Remarks
9.1	Are the portable toilets maintained in a state, which will not deter the workers from utilizing these portable toilets?	<input type="checkbox"/>	<input checked="" type="checkbox"/>	<input type="checkbox"/>	



Follow up actions for pervious Site Audit: N/A

Observations
Item 1: General refuse were observed near Northern side.
Item 2: Stagnant water in the drip tray were observed near Northern side.

Corrective Actions – Mitigation Measures Implemented or Proposed (if any):

Item 1: To clean the general refuse properly
Item 2: To clean the stagnant water to prevent the mosquito.

Signature:

ET's representative

Name: Fokie Tung

Date: 19.2.21

Signature:

Contractor's representative

Name: Mada Chu

Date: 19/2/2021

Signature:

ET Leader

Name: C.L. Lau

Date: 20/02/2021



Signature:

SO's representative

Name: C.F. CHONG

Date: 19/2/2021

Summary of the Weekly Environmental Site Inspection

Item	Details of observations	Follow Up Action	Photo Ref.	Further Action Required (Yes/No)	Proposed Follow up Date
1	 <p>General refuse were observed near Northern side.</p>	To collect the general refuse properly	210219_001	Yes	25/02/2021
2	 <p>Stagnant water in the drip tray were observed near Northern side.</p>	To clear the stagnant water	210219_002	Yes	25/02/2021

**Environmental Site Inspection Checklist – San Wai****Inspection Date:**25 February 21**Inspected By:**Ivy Lo**Time:**14:30**Weather Condition:**Fine**Participants:**Evan Wong, Roman Cheng, Jimmy Kwok, Tony Kwok, Jacky Ho

1	Permits/Licenses	N/A	Yes	No	Remarks
1.1	Are Environmental Permit, license/ other permit displayed at major site exit and vehicle access?	<input type="checkbox"/>	<input checked="" type="checkbox"/>	<input type="checkbox"/>	
1.2	Are Construction Noise Permits available for inspection?	<input type="checkbox"/>	<input checked="" type="checkbox"/>	<input type="checkbox"/>	
1.3	Is wastewater discharge license available for inspection?	<input type="checkbox"/>	<input checked="" type="checkbox"/>	<input type="checkbox"/>	
1.4	Are trip tickets for chemical waste and construction waste disposal available for inspection?	<input type="checkbox"/>	<input checked="" type="checkbox"/>	<input type="checkbox"/>	
1.5	Are relevant license/permits for disposal of construction waste or excavated materials available for inspection?	<input type="checkbox"/>	<input checked="" type="checkbox"/>	<input type="checkbox"/>	
2	Air Quality	N/A	Yes	No	Remarks
2.1	Is open burning avoided?	<input type="checkbox"/>	<input checked="" type="checkbox"/>	<input type="checkbox"/>	
2.2	Are speed controlled at 10 km/h on unpaved site areas?	<input type="checkbox"/>	<input checked="" type="checkbox"/>	<input type="checkbox"/>	
2.3	Are plant and equipment well maintained (i.e. without black smoke from powered plant)?	<input type="checkbox"/>	<input checked="" type="checkbox"/>	<input type="checkbox"/>	
2.4	Observed dust source(s): <input type="checkbox"/> Wind erosion <input type="checkbox"/> Vehicle/ Equipment Movements <input type="checkbox"/> Loading/ unloading of materials <input checked="" type="checkbox"/> Others: <u>Not observed</u>				
2.5	Are the work sites wetted with water twice a day?	<input type="checkbox"/>	<input checked="" type="checkbox"/>	<input type="checkbox"/>	
2.6	After removal of boulders, poles, pillars or temporary or permanent structures, are the entire surface sprayed with water or a dust suppression chemical immediately?	<input type="checkbox"/>	<input checked="" type="checkbox"/>	<input type="checkbox"/>	
2.7	Is the area involved demolished items covered entirely by impervious sheeting or placed in an area sheltered on the top and the 3 sides within a day of demolition?	<input type="checkbox"/>	<input checked="" type="checkbox"/>	<input type="checkbox"/>	
2.8	Are wheel washing facilities with high pressure water jet provided at all site exits if practicable?	<input type="checkbox"/>	<input checked="" type="checkbox"/>	<input type="checkbox"/>	
2.9	Are the areas of washing facilities and the road section between the washing facilities and the exit point paved with concrete, bituminous materials or hardcores?	<input type="checkbox"/>	<input checked="" type="checkbox"/>	<input type="checkbox"/>	
2.10	Are hoarding \geq 2.4m tall provided beside roads or area with public access?	<input type="checkbox"/>	<input checked="" type="checkbox"/>	<input type="checkbox"/>	
2.11	Are main haul road paved with concrete, bituminous materials, hardcores or metal plates, and kept clear of dusty materials; or sprayed with water or a dust suppression chemical?	<input type="checkbox"/>	<input checked="" type="checkbox"/>	<input type="checkbox"/>	
2.12	Are construction site that is within 30m of a discernible or designated vehicle entrance or exit kept clear of dusty materials?	<input type="checkbox"/>	<input checked="" type="checkbox"/>	<input type="checkbox"/>	
2.13	Are all vehicles and plant cleaned before they leave the construction site?	<input type="checkbox"/>	<input checked="" type="checkbox"/>	<input type="checkbox"/>	
2.14	Are loaded dump trucks covered by impervious sheeting appropriately	<input type="checkbox"/>	<input checked="" type="checkbox"/>	<input type="checkbox"/>	



	before leaving the site?		<input checked="" type="checkbox"/>	<input type="checkbox"/>	
2.15	Are working areas of any excavation or earth moving operation sprayed with water or a dusty suppression chemical immediately?	<input type="checkbox"/>	<input checked="" type="checkbox"/>	<input type="checkbox"/>	
2.16	Is exposed earth properly treated by compaction, turfing, hydroseeding, vegetation planting or sealing with latex, vinyl, bitumen, concrete or other suitable surface stabilizer within 6 months after the last construction activity?	<input checked="" type="checkbox"/>	<input type="checkbox"/>	<input type="checkbox"/>	
2.17	Are stockpile of dusty material covered entirely by impervious sheeting; placed in an area sheltered on the top and the 3 sides; or sprayed with water or dust suppression chemical?	<input checked="" type="checkbox"/>	<input type="checkbox"/>	<input type="checkbox"/>	
2.18	Are unpaved areas / designated roads watered regularly to avoid dust generation?	<input type="checkbox"/>	<input checked="" type="checkbox"/>	<input type="checkbox"/>	
2.19	Are dusty materials covered entirely by impervious sheeting or sprayed with water?	<input checked="" type="checkbox"/>	<input type="checkbox"/>	<input type="checkbox"/>	
2.20	Is every stock of more than 20 bags of cement or dry pulverized fuel ash (PFA) covered entirely by impervious sheeting or placed in an area sheltered on the top and 3 sides?	<input checked="" type="checkbox"/>	<input type="checkbox"/>	<input type="checkbox"/>	
2.21	Are the approval or exempted NRMM labels painted or securely fixed on site machines or vehicles and displayed at a conspicuous position according to the Air Pollution Control (Non-road Mobile Machinery) (Emission) Regulation?	<input type="checkbox"/>	<input checked="" type="checkbox"/>	<input type="checkbox"/>	

3	Noise	N/A	Yes	No	Remarks
3.1	Are idle plant/equipments turned off or throttled down?	<input type="checkbox"/>	<input checked="" type="checkbox"/>	<input type="checkbox"/>	
3.2	Are silenced equipments or quiet plants utilized?	<input type="checkbox"/>	<input checked="" type="checkbox"/>	<input type="checkbox"/>	
3.3	Are the silencers or mufflers properly fitted on construction equipments and maintained regularly?	<input type="checkbox"/>	<input checked="" type="checkbox"/>	<input type="checkbox"/>	
3.4	Is temporary hoarding installed located on the site boundaries between noisy construction activities and NSRs?	<input checked="" type="checkbox"/>	<input type="checkbox"/>	<input type="checkbox"/>	
3.5	Are noise barriers (typically density @14kg/m ²) acoustic mat or full enclosure close to noise plants including air compressor, generators and saw etc. provided to protect NSRs?	<input type="checkbox"/>	<input checked="" type="checkbox"/>	<input type="checkbox"/>	
3.6	Do air compressors have valid noise labels?	<input checked="" type="checkbox"/>	<input type="checkbox"/>	<input type="checkbox"/>	
3.7	Are compressor operated with doors closed?	<input checked="" type="checkbox"/>	<input type="checkbox"/>	<input type="checkbox"/>	
3.8	QPME used with valid noise labels?	<input checked="" type="checkbox"/>	<input type="checkbox"/>	<input type="checkbox"/>	
3.9	Are construction activities planned so that parallel operation of several sets of equipment close to a given receiver is avoided?	<input checked="" type="checkbox"/>	<input type="checkbox"/>	<input type="checkbox"/>	
3.10	Major noise source(s): <input type="checkbox"/> Traffic <input checked="" type="checkbox"/> Construction activities inside of site <input type="checkbox"/> Construction activities outside of site <input type="checkbox"/> Others:				

4	Water Quality	N/A	Yes	No	Remarks
	Construction Activities				
4.1	Before a rainstorm, are exposed stockpiles covered with tarpaulin or impervious sheets?	<input checked="" type="checkbox"/>	<input type="checkbox"/>	<input type="checkbox"/>	
4.2	Are stockpiles of materials placed in the locations away from the drainage channel?	<input checked="" type="checkbox"/>	<input type="checkbox"/>	<input type="checkbox"/>	



4.3	Are site drainage systems and treatment facilities provided to minimize the water pollution?	<input type="checkbox"/>	<input checked="" type="checkbox"/>	<input type="checkbox"/>	
4.4	Is the treated effluent quality met the requirements specified in the discharge license?	<input type="checkbox"/>	<input checked="" type="checkbox"/>	<input type="checkbox"/>	
4.5	Is the sewage generated from toilets collected using a temporary storage system?	<input checked="" type="checkbox"/>	<input type="checkbox"/>	<input type="checkbox"/>	
4.6	Are sewage effluent and discharges from on-site kitchen facilities directed to public foul sewers or collected in a temporary storage tank if connection to public foul sewers is not feasible?	<input checked="" type="checkbox"/>	<input type="checkbox"/>	<input type="checkbox"/>	
4.7	Is a licensed waste collector employed to clean the chemical toilets and temporary storage tank on a regular basis?	<input checked="" type="checkbox"/>	<input type="checkbox"/>	<input type="checkbox"/>	
4.8	Is the storm drainage directed to storm drains via adequately designed sand/ silt removal facilities e.g. sand traps, silt traps and sediment basins?	<input type="checkbox"/>	<input checked="" type="checkbox"/>	<input type="checkbox"/>	
4.9	Are measures taken to prevent the washout of construction materials, soil, silt or debris into any drainage system?	<input type="checkbox"/>	<input checked="" type="checkbox"/>	<input type="checkbox"/>	
4.10	Are manholes adequately covered and temporarily sealed so as to prevent silt, construction materials or debris from getting into the drainage system, and prevent storm run-off getting into foul sewers?	<input checked="" type="checkbox"/>	<input type="checkbox"/>	<input type="checkbox"/>	
4.11	Is a wheel washing bay provided at every site exit?	<input type="checkbox"/>	<input checked="" type="checkbox"/>	<input type="checkbox"/>	
4.12	Is the wheel wash overflow directed to silt removal facilities before being discharged to the storm drain?	<input type="checkbox"/>	<input checked="" type="checkbox"/>	<input type="checkbox"/>	
4.13	Is the section of construction road between the wheel washing bay and the public road surfaced with crushed stone or coarse gravel?	<input type="checkbox"/>	<input checked="" type="checkbox"/>	<input type="checkbox"/>	
4.14	Does the surface runoff from bunded areas pass through oil/grease traps prior to discharge to the storm water system?	<input checked="" type="checkbox"/>	<input type="checkbox"/>	<input type="checkbox"/>	
4.15	Are sedimentation tanks or package treatment systems provided to treat the large amount of sediment-laden wastewater generated from wheel washing, site runoff and construction works?	<input type="checkbox"/>	<input checked="" type="checkbox"/>	<input type="checkbox"/>	
5	Waste / Chemical Management	N/A	Yes	No	Remarks
	<u>General Waste</u>				
5.1	Are sufficient waste disposal points provided?	<input type="checkbox"/>	<input checked="" type="checkbox"/>	<input type="checkbox"/>	
5.2	Is waste disposed regularly?	<input type="checkbox"/>	<input checked="" type="checkbox"/>	<input type="checkbox"/>	
5.3	Is the general waste generated on-site stored in enclosed bins or compaction units separately from the construction and chemical wastes?	<input type="checkbox"/>	<input checked="" type="checkbox"/>	<input type="checkbox"/>	
5.4	Are separated labeled containers/ areas provided for facilitating recycling and waste segregation?	<input type="checkbox"/>	<input checked="" type="checkbox"/>	<input type="checkbox"/>	
	<u>Construction Waste</u>				
5.5	Are the temporary stockpiles maintained regularly?	<input type="checkbox"/>	<input checked="" type="checkbox"/>	<input type="checkbox"/>	
5.6	Are the C&D materials sorted and recycled on-site?	<input type="checkbox"/>	<input checked="" type="checkbox"/>	<input type="checkbox"/>	
5.7	Are the public fill and C&D waste segregated and stored in different containers or skips to enhance reuse or recycling of materials and their proper disposal?	<input type="checkbox"/>	<input checked="" type="checkbox"/>	<input type="checkbox"/>	
5.8	Is the segregation and storage of C&D wastes undertaken in designated area?	<input type="checkbox"/>	<input checked="" type="checkbox"/>	<input type="checkbox"/>	




5.9	Are waste storage area properly cleaned and do not cause windblown litter and dust nuisance?	<input type="checkbox"/>	<input checked="" type="checkbox"/>	<input type="checkbox"/>	
5.10	Are surplus insert C&D materials only consist of earth, building debris and broken rock and concrete and free from marine mud, household refuse, plastic, metals, industrial and chemical waste, animal and vegetable matter, and other material considered unsuitable by the public filling supervisor?	<input checked="" type="checkbox"/>	<input type="checkbox"/>	<input type="checkbox"/>	
<u>Chemical / Fuel Storage Area</u>					
5.11	Are the fuel tanks and chemical storage areas provided with locks and sited on sealed areas?	<input checked="" type="checkbox"/>	<input type="checkbox"/>	<input type="checkbox"/>	
5.12	Are the storage areas labeled and separated (if needed)?	<input type="checkbox"/>	<input checked="" type="checkbox"/>	<input type="checkbox"/>	
5.13	Do the storage areas have adequate ventilation and be covered to prevent rainfall entering?	<input type="checkbox"/>	<input checked="" type="checkbox"/>	<input type="checkbox"/>	
5.14	Are the containers used for the storage of chemical wastes suitable for the substance that are holding, resist to corrosion, maintained in a good condition, and securely closed?	<input type="checkbox"/>	<input checked="" type="checkbox"/>	<input type="checkbox"/>	
5.15	Are proper measures to control oil spillage during maintenance or to control other chemicals spillage? (e.g. provide drip trays)	<input type="checkbox"/>	<input checked="" type="checkbox"/>	<input type="checkbox"/>	
<u>Chemical Waste / Waste Oil</u>					
5.16	Is chemical waste or waste oil stored and labeled in English and Chinese properly in designated area?	<input type="checkbox"/>	<input checked="" type="checkbox"/>	<input type="checkbox"/>	
5.17	Are chemicals and waste oil collected and stored for recycling or proper disposal?	<input type="checkbox"/>	<input checked="" type="checkbox"/>	<input type="checkbox"/>	
<u>Records</u>					
5.18	Is a licensed waste hauler used for waste collection?	<input type="checkbox"/>	<input checked="" type="checkbox"/>	<input type="checkbox"/>	
5.19	Are the records of quantities of wastes generated, recycled and disposed properly kept?	<input type="checkbox"/>	<input checked="" type="checkbox"/>	<input type="checkbox"/>	
5.20	For the demolition material/ waste, is the number of loads for each day recorded as appropriate?	<input type="checkbox"/>	<input checked="" type="checkbox"/>	<input type="checkbox"/>	
6	Landscape and Visual Impacts	N/A	Yes	No	Remarks
6.1	Is the work site confined within site boundaries?	<input type="checkbox"/>	<input checked="" type="checkbox"/>	<input type="checkbox"/>	
6.2	Is damage to surrounding areas avoided?	<input type="checkbox"/>	<input checked="" type="checkbox"/>	<input type="checkbox"/>	
7	Environmental Complaint	N/A	Yes	No	Remarks
7.1	Number of Environmental Complaint received from dd/mm/yyyy to dd/mm/yyyy?	<input checked="" type="checkbox"/>	<input type="checkbox"/>	<input type="checkbox"/>	
8	General Housekeeping	N/A	Yes	No	Remarks
8.1	Are potential stagnant pools cleared and mosquito breeding prevented?	<input type="checkbox"/>	<input checked="" type="checkbox"/>	<input type="checkbox"/>	
8.2	Are the defined boundaries of working areas identified to prevent loss of vegetation?	<input type="checkbox"/>	<input checked="" type="checkbox"/>	<input type="checkbox"/>	
9	Others	N/A	Yes	No	Remarks
9.1	Are the portable toilets maintained in a state, which will not deter the workers from utilizing these portable toilets?	<input type="checkbox"/>	<input checked="" type="checkbox"/>	<input type="checkbox"/>	




Follow up actions for pervious Site Audit:	<i>Follow up action to items on 19/02/2021, all items were improved.</i>
Observations	<i>N/A</i>
Corrective Actions – Mitigation Measures Implemented or Proposed (if any):	
<i>N/A</i>	


Signature:
ET's representative


Name: *Ivy Lo*
Date: *25/02/2021*


Signature:
Contractor's representative


Name: *Linda Chu*
Date: *25/2/2021*



Signature:
ET Leader


Name: *C.H. Lau*
Date: *26/02/2021*

Signature:
SO's representative


Name: *Evan Wong*
Date: *25/2/2021*

Summary of the Weekly Environmental Site Inspection

Item	Details of observations	Follow Up Action	Photo Ref.	Further Action Required (Yes/No)	Proposed Follow up Date
--	 <p>Follow up action to item 1 on 19/02/2021, general refuse were collected near Northern side.</p>	--	210227_001	No	--
--	 <p>Follow up action to item 2 on 19/02/2021, stagnant water in the drip tray were observed near Northern side.</p>	--	210227_002	No	--

Appendix I

Landscape and Visual Impact Assessment Checklist

Landscape and Visual Impact Assessment Checklist for Site Audit

Inspection Date: 4 February 2021 **Weather:** Sunny/ Fine/ Cloudy/ Rainy
Time: 12:30 p.m. **Wind:** Strong/ Breeze/ Light/ Calm

Item	Description	YES	NO	N/A	Actions/ Remarks
1	Construction Phase				
1.1	Is the detailed tree survey completed prior to construction work?	✓			
1.2	Are trees to be transplanted removed to their final positions?			✓	
1.3	Are the transplants and existing trees to be retained properly protected from damage by stout hoarding positioned as directed by a qualified Landscape Architect?	✓			A few nos. of trees are protected near the site entrance
1.4	Is regular inspection of the retained and transplanted trees made to ensure the effectiveness of the hoarding?	✓			
1.5	Are the TPZ clearly demarcated on site and surrounded by strong fences sturdy enough to withstand impacts from the construction activities?	✓			
1.6	Are warning signs and notices installed at the fences denoting the “tree protection zone” to prohibit the entry of equipment or construction activities?	✓			
1.7	Are tree labels with clear indication of tree no. and status (e.g. “R”, “T” or “F”) provided for all the trees on site?	✓			
1.8	If protective fencings are not practicable, are the tree root systems adequately protected from soil compaction due to passage of vehicles, equipment or machinery?	✓			
1.9	Are vehicular/foot paths and storage areas designated away from TPZ?	✓			
1.10	Are the trees properly irrigated and sprayed with water to remove the accumulated construction dust during dry season in order to lessen the chances of decline and to maintain the vigour of trees?			✓	
1.11	Are the trees free from any sign of distress, such as dieback, leaf loss, or general decline in tree health or appearance or tree damage with symptoms of construction injury?			✓	

1.12	Are the trees free from wire or nail and prohibited to be used as anchor for any site activities?	✓			
1.13	Are cutting, trenching, excavating or raising of soil level within the TPZ prohibited?	✓			
1.14	Is improper pruning of the tree branches/roots prohibited?	✓			
1.15	Are the trees free from any tree root damage?	✓			
1.16	Are construction works or operation of machines within the TPZ prohibited?	✓			
1.17	Is the TPZ free from pollution from effluent water, machine petroleum or chemical spillage?	✓			
1.18	Is the excavated topsoil stored and protected on site for reuse for restoration of screen planting works?			✓	The site has previously been reclaimed from ponds. Most of the excavated topsoil is not desirable for reuse due to its inferior quality. Contractor's submitted referencing documents are attached in the checklist dated 4 May, 2018 for information.
1.19	Is the progress of the above activities reported in the monthly EM&A report?	✓			
2	Operational Phase (12 months period from commissioning of the expanded and upgraded works)				
2.1	Is a planting reserve, where locates around the site perimeter of approximately 5m wide, provided to allow a continuous belt of trees to be planted as a visual screen?			✓	
2.2	Is the planting reserve complemented the boundary planting to the existing San Wai STW?			✓	
2.3	Is all new planting maintained for 12 months to ensure proper establishment?			✓	
2.4	Are the trees free from sign of deterioration of tree health and/or structure?			✓	
2.5	Are the trees free from insect pests			✓	

	and disease pathogens?				
2.6	Are the irrigation systems functioning properly and well maintained?			✓	
2.7	Are the tree root systems adequately protected from soil compaction due to storage of materials or operation of machinery?			✓	

Summary/ Remarks:

Follow up actions taken by Contractor for previous comments:

1. Trees at eastern boundary – most of the trees has been removed in accordance with the approved tree removal application. The few remaining trees existed are protected by the boundary fence.

The contractor was reminded to rectify the following:

1. Generally, contractor was reminded to keep on the tree protection and maintenance.

New Observation:

1. Preparation of the green roof at administration building and sludge dewatering building are commenced.

Reminders:

1. Contractor was reminded to provide TPZ with robust fence, whenever possible, at the drip line of all retained trees unless the trees are well beyond the extend of construction activities.
2. Contractor was reminded not to disturb trees outside site along the boundary.
3. The contractor is required to prepare for the soft landscape installation works

Photo Record:



Figure 1	Figure 2
	
<p>Most of the trees are removed at the eastern boundary</p>	<p>Trees located adjacent to our site (outside site)</p>









Figure 3	Figure 4
	
Condition of trees at the entrance of the existing treatment plant	Existing trees at the site entrance
Figure 5	Figure 6
	
Existing trees at the site entrance near the hoarding fence	Soil Conditioner arrived at site
Figure 7	Figure 8
	
Soiling works at RW	Soiling works at SDB

Figure 9	Figure 10
	
Soiling works at CB	Maintenance of plantings is required at the planter along WS and AB building
Figure 11	
	
Plant installing in progress and drip irrigation installed	

Signature:

		Signature	Date
Inspected & Recorded by	Registered Landscape Architect		10 Jul 2019
		Xylem Leung	

Landscape and Visual Impact Assessment Checklist for Site Audit

Inspection Date: 18 February 2021 Weather: Sunny/ Fine/ Cloudy/ Rainy
Time: 15:30 p.m. Wind: Strong/ Breeze/ Light/ Calm

Item	Description	YES	NO	N/A	Actions/ Remarks
1	Construction Phase				
1.1	Is the detailed tree survey completed prior to construction work?	✓			
1.2	Are trees to be transplanted removed to their final positions?			✓	
1.3	Are the transplants and existing trees to be retained properly protected from damage by stout hoarding positioned as directed by a qualified Landscape Architect?	✓			A few nos. of trees are protected near the site entrance
1.4	Is regular inspection of the retained and transplanted trees made to ensure the effectiveness of the hoarding?	✓			
1.5	Are the TPZ clearly demarcated on site and surrounded by strong fences sturdy enough to withstand impacts from the construction activities?	✓			
1.6	Are warning signs and notices installed at the fences denoting the “tree protection zone” to prohibit the entry of equipment or construction activities?	✓			
1.7	Are tree labels with clear indication of tree no. and status (e.g. “R”, “T” or “F”) provided for all the trees on site?	✓			
1.8	If protective fencings are not practicable, are the tree root systems adequately protected from soil compaction due to passage of vehicles, equipment or machinery?	✓			
1.9	Are vehicular/foot paths and storage areas designated away from TPZ?	✓			
1.10	Are the trees properly irrigated and sprayed with water to remove the accumulated construction dust during dry season in order to lessen the chances of decline and to maintain the vigour of trees?			✓	
1.11	Are the trees free from any sign of distress, such as dieback, leaf loss, or general decline in tree health or appearance or tree damage with symptoms of construction injury?			✓	

1.12	Are the trees free from wire or nail and prohibited to be used as anchor for any site activities?	✓			
1.13	Are cutting, trenching, excavating or raising of soil level within the TPZ prohibited?	✓			
1.14	Is improper pruning of the tree branches/roots prohibited?	✓			
1.15	Are the trees free from any tree root damage?	✓			
1.16	Are construction works or operation of machines within the TPZ prohibited?	✓			
1.17	Is the TPZ free from pollution from effluent water, machine petroleum or chemical spillage?	✓			
1.18	Is the excavated topsoil stored and protected on site for reuse for restoration of screen planting works?			✓	The site has previously been reclaimed from ponds. Most of the excavated topsoil is not desirable for reuse due to its inferior quality. Contractor's submitted referencing documents are attached in the checklist dated 4 May, 2018 for information.
1.19	Is the progress of the above activities reported in the monthly EM&A report?	✓			
2	Operational Phase (12 months period from commissioning of the expanded and upgraded works)				
2.1	Is a planting reserve, where locates around the site perimeter of approximately 5m wide, provided to allow a continuous belt of trees to be planted as a visual screen?			✓	
2.2	Is the planting reserve complemented the boundary planting to the existing San Wai STW?			✓	
2.3	Is all new planting maintained for 12 months to ensure proper establishment?			✓	
2.4	Are the trees free from sign of deterioration of tree health and/or structure?			✓	
2.5	Are the trees free from insect pests			✓	

	and disease pathogens?				
2.6	Are the irrigation systems functioning properly and well maintained?			✓	
2.7	Are the tree root systems adequately protected from soil compaction due to storage of materials or operation of machinery?			✓	

Summary/ Remarks:

Follow up actions taken by Contractor for previous comments:

1. Trees at eastern boundary – most of the trees has been removed in accordance with the approved tree removal application. The few remaining trees existed are protected by the boundary fence.

The contractor was reminded to rectify the following:

1. Generally, contractor was reminded to keep on the tree protection and maintenance.



New Observation:







1. Preparation of the green roof at administration building and sludge dewatering building are commenced.

Reminders:

1. Contractor was reminded to provide TPZ with robust fence, whenever possible, at the drip line of all retained trees unless the trees are well beyond the extend of construction activities.
2. Contractor was reminded not to disturb trees outside site along the boundary.
3. The contractor is required to prepare for the soft landscape installation works


Photo Record:

Figure 1	Figure 2
	
Most of the trees are removed at the eastern boundary	Trees located adjacent to our site (outside site)

<p>Figure 3</p> 	<p>Figure 4</p> 
<p>Condition of trees at the entrance of the existing treatment plant</p>	<p>Existing trees at the site entrance</p>
<p>Figure 5</p> 	<p>Figure 6</p> 
<p>Existing trees at the site entrance near the hoarding fence</p>	
<p>Figure 7</p> 	<p>Figure 8</p> 
<p>Soiling works at RW</p>	<p>Soiling works at SDB</p>

<p>Figure 9</p> 	<p>Figure 10</p> 
<p>Soiling works at CB</p>	<p>Maintenance of plantings is required at the planter along WS and AB building</p>
<p>Figure 11</p> 	
<p>Plant installed and drip irrigation installed</p>	

Signature:

		Signature	Date
Inspected & Recorded by	Registered Landscape Architect		
		Xylem Leung	

Appendix J

Waste Flow Table

DSD Contract: DC/2013/10
Design, Build and Operate
San Wai Sewage Treatment Works Phase 1




ATAL-Degremont-China Harbour Joint Venture

Name of Department: DSD

Year: 2021

Project: Design, Build and Operate San Wai Sewage Treatment Works - Phase 1

Contract No.: DC/2013/10

Waste Flow Table

Month	Actual Quantities of Inert C&D Materials Generated Monthly						Actual Quantities of C&D Wastes Generated Monthly				
	Total Quantity Generated	Broken Concrete (see Note ³)	Reused in the Contract (see Note)	Reused in other Projects	Disposed as Public Fill (see Note ⁴)	Imported Fill (see Note ⁴)	Metals	Paper/ cardboard packaging	Plastics (see Note ²)	Chemical Waste	Others, e.g. general refuse
	(in '000m ³)	(in '000m ³)	(in '000m ³)	(in '000m ³)	(in '000m ³)	(in '000m ³)	(in '000 kg)	(in '000kg)	(in '000kg)	(in '000kg)	(in '000 kg)
Jan	0.706	0.000	0.000	0.000	0.706	0.897	0.000	0.000	0.000	0.000	26.570
Feb	0.130	0.000	0.000	0.000	0.130	0.407	0.000	0.000	0.000	0.000	13.650
Mar											
Apr											
May											
Jun											
Jul											
Aug											
Sep											
Oct											
Nov											
Dec											
Total	0.836	0.000	0.000	0.000	0.836	1.304	0.000	0.000	0.000	0.000	40.220

- Notes:
- (1) The waste flow table shall also include C&D materials that are specified in the Contract to be imported for use at the Site.
 - (2) Plastics refer to plastic bottles/ containers, plastic sheets/ foam from packaging materials.
 - (3) Broken concrete for recycling into aggregates.
 - (4) Assumption: The densities of subbase, Type A, Type B, Rockfill, Soil, Mix Rock and Soil, Reclaimed Asphalt Pave, Slurry are 2.0 ton/m³; the densities of Building debris and special fill materials are 2.1 ton/m³; the densities of Broken Concrete is 2.4 ton/m³.

Appendix K

Environmental Licenses and Permits

Item No.	Nature of Permit / License / Notification	Permit / License/ Notification No.	Date of Issue / Effective of Permit / License	Date of Expiry of Permit / License	Remark (Validity for reporting period only)
1	Environmental Permit	EP-464/2013	18/10/2013	NA	Valid
2	Billing Account for Disposal of Construction Waste	7025330	07/07/2016	NA	Valid
3	Form NA notification (for APCO)	405489	26/07/2016	30/01/2021	Valid
4	Chemical Waste Producer Registration (for Site)	5218-511-A2823-01	23/01/2017	NA	Valid
5	Wastewater Discharge License (for WPCO)	WT00026754-2017	28/04/2017	31/01/2022	Valid
6	Construction Noise Permit (for Site)	GW-RN0712-20	03/10/2020	02/04/2021	Valid
7	Disposal of Special waste at Landfills	15852	03/09/2020	02/03/2021	Valid
8	Hong Kong Sludge Treatment Facility Admission Ticket	SAW-CEPT	01/01/2021	30/06/2021	Valid

Appendix L

Implementation Schedule for Environmental Mitigation Measures (EMIS)

Environmental Mitigation Measures	Location	Implementation Status			
		Implemented	Partially implemented	Not implemented	Not Applicable
Air Quality					
<ul style="list-style-type: none">The working area for the uprooting of trees, shrubs, or vegetation or for the removal of boulders, poles, pillars or temporary or permanent structures should be sprayed with water or a dust suppression chemical immediately before, during and immediately after the operation so as to maintain the entire surface wet;	Site Area	√			
<ul style="list-style-type: none">All demolished items (including trees, shrubs, vegetation, boulders, poles, pillars, structures, debris, rubbish and other items arising from site clearance) that may dislodge dust particles should be covered entirely by impervious sheeting or placed in an area sheltered on the top and the 3 sides within a day of demolition;	Site Area	√			
<ul style="list-style-type: none">Vehicle washing facilities including a high pressure water jet should be provided at every discernible or designated vehicle exit point;	Site Entrance	√			
<ul style="list-style-type: none">The area where vehicle washing takes place and the section of the road between the washing facilities and the exit point should be paved with concrete, bituminous materials or hardcores;	Site Exit	√			
<ul style="list-style-type: none">Where a site boundary adjoins a road, street, service and or other area accessible to the public, hoarding of not less than 2.4m from ground level should be provided along the entire length of that portion of the site boundary except for a site entrance or exit;	Site Area	√			
<ul style="list-style-type: none">Every main haul road (i.e. any course inside a construction site having a vehicle passing rate of higher than 4 in any 30 minutes) should be paved with concrete, bituminous materials, hardcores or metal plates, and kept clear of dusty materials; or sprayed with water or a dust suppression chemical so as to maintain the entire road surface wet;	Main Haul Road	√			
<ul style="list-style-type: none">The portion of any road leading only to a construction site that is within 30m of a discernible or designated vehicle entrance or exit should be kept clear of dusty materials;	Site Entrance and Exit	√			
<ul style="list-style-type: none">Immediately before leaving a construction site, every vehicle should be washed to remove any dusty materials from its body and wheels;	Site Exit	√			
<ul style="list-style-type: none">Where a vehicle leaving a construction site is carrying a load of dusty materials, the load should be covered entirely by clean impervious sheeting to ensure that the dusty materials do not leak from the vehicle;	--	√			
<ul style="list-style-type: none">The working area of any excavation or earth moving operation should be sprayed with water or a dusty suppression chemical immediately before, during and immediately after the operation so as to maintain the entire surface wet;	Site Area	√			
<ul style="list-style-type: none">Exposed earth shall be properly treated by compaction, turfing, hydroseeding, vegetation planting or sealing with latex, vinyl, bitumen, shotcrete or other suitable	Site Area	√			

surface stabilizer within 6 months after the last construction activity on the construction site or part of the construction site where the exposed earth lies;					
• Any stockpile of dusty material should be either covered entirely by impervious sheeting; placed in an area sheltered on the top and the 3 sides; or sprayed with water or a dust suppression chemical so as to maintain the entire surface wet.	Site Area	√			
Noise					
• Quiet plants should be used in order to reduce the noise impacts to protect the nearby NSRs.	Site Area	√			
• Temporary and Movable Noise Barriers should be used in order to reduce the noise impact to the surrounding sensitive receivers	Site Area	√			
• Intermittent noisy activities should be scheduled to minimize exposure of nearby NSRs to high levels of construction noise.	Site Area	√			
• Idle equipment should be turned off or throttled down.	Site Area	√			
• Construction activities should be planned so that parallel operation of several sets of equipment close to a given receiver is avoided	Site Area	√			
• Construction plant should be properly maintained and operated.	Site Area	√			
Water Quality					
• Exposed stockpiles should be covered with tarpaulin or impervious sheets before a rainstorm occurs;	Site Area	√			
• The exposed soil surfaces should also be properly protected to minimize dust emission;	Site Area	√			
• The stockpiles of materials should be placed in the locations away from the drainage channel so as to avoid releasing materials into the channel;	Site Area	√			
• Wheel washing facilities should be provided at site exits to ensure that earth, mud and debris would not be carried out of the works areas by vehicles;	Site Exit	√			
• Provision of site drainage systems and treatment facilities would be required to minimize the water pollution;	Site Area	√			
• A discharge license needs to be applied from EPD for discharging effluent from the construction site;	--	√			
• The treated effluent quality is required to meet the requirements specified in the discharge license;	--	√			
• Provision of chemical toilets is required to collect sewage from workforce. The chemical toilets should be cleaned on a regular basis;	Chemical Toilet	√			

• A licensed waste collector should be employed to clean the chemical toilets and temporary storage tank on a regular basis;	--	√			
• Illegal disposal of chemicals should be strictly prohibited;	Site Area	√			
• Registration as a chemical waste producer is required if chemical wastes are generated and need to be disposed of. The Waste Disposal Ordinance (Cap 354) and its subsidiary regulations in particular the Waste Disposal (Chemical Waste) (General) Regulation should be observed and complied with for control of chemical wastes;	Site Area	√			
• Disposal of chemical wastes should be carried out in compliance with the Waste Disposal Ordinance. The Code of Practice on the Packaging, Labelling and Storage of Chemical Wastes published under the Waste Disposal Ordinance should be used as a guideline for handling chemical wastes;	Site Area	√			
• The impact from accidental spillage of chemicals can be effectively controlled through good management practices.	Site Area	√			
Waste Management					
• Segregation and storage of different types of waste in different containers, skips or stockpiles to enhance reuse or recycling of materials and their proper disposal;	Site Area	√			
• To encourage collection of aluminium cans by individual collectors, separate bins should be provided to segregate this waste from other general refuse generated by the workforce;	Site Area	√			
• Any unused chemicals or those with remaining functional capacity should be recycled;	Site Area	√			
• Prior to disposal of C&D waste, it is recommended that wood, steel and other metals be separated for re-use and/or recycling and inert waste as fill material to minimize the quantity of waste to be disposed of to landfill;	Site Area	√			
• Proper storage and site practices to minimize the potential for damage or contamination of construction materials; and	Site Area		√		
• Plan and stock construction materials carefully to minimize amount of waste generated and avoid unnecessary generation of waste.	Site Area	√			
Landscape and Visual					
• Detailed tree survey should have been completed	Site Area	√			
• Trees should be transplanted to their final positions clear of the construction site	--			√	
• Erect site hoarding to protect adjacent vegetation from damage	Site Area	√			

<ul style="list-style-type: none"> Regular inspections of the transplanted trees should be made to ensure the effectiveness of the hoarding 	Site Area	√			
<ul style="list-style-type: none"> Any topsoil excavated during the course of the works should be stored and protected on site for reuse for the restoration and screen planting works 	Site Area			√	

Appendix M

Environmental Site Inspection Schedule

Contract No. DC/2013/10 -
Design, Build and Operate San Wai Sewage Treatment Works – Stage 1
Schedule for Environmental Monitoring and Site Inspection
February 2021


Sun	Mon	Tue	Wed	Thu	Fri	Sat
	1	2 24hr-TSP 1hr-TSP x 3 NM Effluent Sampling WQM	3	4 WQM	5 SI	6 24hr-TSP 1hr-TSP x 3 NM WQM
7	8	9 WQM SI	10 24hr-TSP 1hr-TSP x 3 NM	11 WQM	12	13 WQM
14	15	16 24hr-TSP 1hr-TSP x 3 NM Effluent Sampling WQM	17	18 WQM	19 SI	20 WQM
21	22 24hr-TSP 1hr-TSP x 3 NM	23 WQM	24	25 WQM	26 SI	27 24hr-TSP 1hr-TSP x 3 NM WQM
28						

**Contract No. DC/2013/10 -
Design, Build and Operate San Wai Sewage Treatment Works – Stage 1
Schedule for Environmental Monitoring and Site Inspection
March 2021**

Sun	Mon	Tue	Wed	Thu	Fri	Sat
	1	2 Effluent Sampling WQM	3	4 WQM	5 24hr-TSP 1hr-TSP x 3 NM SI	6 WQM
7	8	9 WQM	10	11 24hr-TSP 1hr-TSP x 3 NM WQM	12 SI	13 WQM
14	15	16 Effluent Sampling WQM	17 24hr-TSP 1hr-TSP x 3 NM	18 WQM	19 SI	20 WQM
21	22	23 24hr-TSP 1hr-TSP x 3 NM WQM	24	25 WQM	26 SI	27 WQM
28	29 24hr-TSP 1hr-TSP x 3 NM	30 Effluent Sampling WQM	31			

Appendix N

Laboratory Report for Discharge Water



東業德勤測試顧問有限公司 ETS-TESTCONSULT LTD.™

8/F Block B,
Veristrong Industrial Centre,
34-36 Au Pui Wan Street,
Fo Tan, Hong Kong

T: +852 2695 8318
F: +852 2695 3944
E: etl@ets-testconsult.com
W: www.ets-testconsult.com



Form E/EN/R/01/Issue 7 (1/2) [05/20]

TEST REPORT

Testing of Water and Wastewater

Report No. : ENA10775
Date of Issue : 09 February 2021
Page No. : 1 of 1

Information Provided by Customer

Customer Name : ATAL-Degremont-China Harbour Joint Venture
Customer Address : 19/F, China Harbour Building, 370-374 King's Road, North Point, Hong Kong
Sample Source : Contract No. DC/2013/10 - Design, Build and Operate San Wai Sewage Treatment Works - Stage 1
Sample Type : Wastewater
Date of Sampling : 02 February 2021
Sample Description : Sample was stored in 1L plastic bottle (for pH and Total Suspended Solids).
Sample was stored in 500ml plastic bottle (for Chemical Oxygen Demand).
Sample for Chemical Oxygen Demand was preserved by adding conc. H₂SO₄ to pH <2.
Sample was collected by the customer and refrigerated after received.

Laboratory Information

Date of Received : 02 February 2021
Date of Testing Period : 02 to 03 February 2021
Lab Ref. No. : W48486

Result

Sample ID	Sample No.	Test	Method Used	Result	Unit
P8	01	pH	In house method TPE/003/W	7.5	(at 25°C)
		Total Suspended Solids	In house method TPE/006/W	<5*	mg/L
	02	Chemical Oxygen Demand	In house method TPE/002/W	<10	mgO ₂ /L

Remark(s):


- The results relate only to the tested sample as received.
- *200ml sample was used for Total Suspended Solids analysis. PQL of Total Suspended Solids reported less than 5 mg/L.
- Unless otherwise specific, the tests were carried out at the company address shown in the report.

Approved Signatory :

LAU, Chi Leung

HKAS has accredited this laboratory (Reg. No. HOKLAS 022) under HOKLAS for specific laboratory activities as listed in the HOKLAS directory of accredited laboratories. This report shall not be reproduced unless with prior written approval from this laboratory.

- END OF REPORT -



東業德勤測試顧問有限公司 ETS-TESTCONSULT LTD.™

8/F Block B,
Veristrong Industrial Centre,
34-36 Au Pui Wan Street,
Fo Tan, Hong Kong

T: +852 2695 8318
F: +852 2695 3944
E: eti@ets-testconsult.com
W: www.ets-testconsult.com



Form E/ENR/01/Issue 7 (1/2) [05/20]

TEST REPORT

Testing of Water and Wastewater

Report No. : ENA10903
Date of Issue : 22 February 2021
Page No. : 1 of 1

Information Provided by Customer

Customer Name : ATAL-Degremont-China Harbour Joint Venture
Customer Address : 19/F, China Harbour Building, 370-374 King's Road, North Point, Hong Kong
Sample Source : Contract No. DC/2013/10 - Design, Build and Operate San Wai Sewage Treatment Works - Stage 1
Sample Type : Wastewater
Date of Sampling : 16 February 2021
Sample Description : Sample was stored in 1L plastic bottle (for pH and Total Suspended Solids).
Sample was stored in 500ml plastic bottle (for Chemical Oxygen Demand).
Sample for Chemical Oxygen Demand was preserved by adding conc. H_2SO_4 to pH <2.
Sample was collected by the customer and refrigerated after received.

Laboratory Information


Date of Received : 16 February 2021
Date of Testing Period : 16 to 17 February 2021
Lab Ref. No. : W48559

Result

Sample ID	Sample No.	Test	Method Used	Result	Unit
DC/2013/10 P8 Water	01	pH	In house method TPE/003/W	7.3	(at 25°C)
		Total Suspended Solids	In house method TPE/006/W	<5*	mg/L
	02	Chemical Oxygen Demand	In house method TPE/002/W	<10	mgO ₂ /L

Remark(s):

- The results relate only to the tested sample as received.
- *200ml sample was used for Total Suspended Solids analysis. PQL of Total Suspended Solids reported less than 5 mg/L.
- Unless otherwise specific, the tests were carried out at the company address shown in the report.

Approved Signatory : 

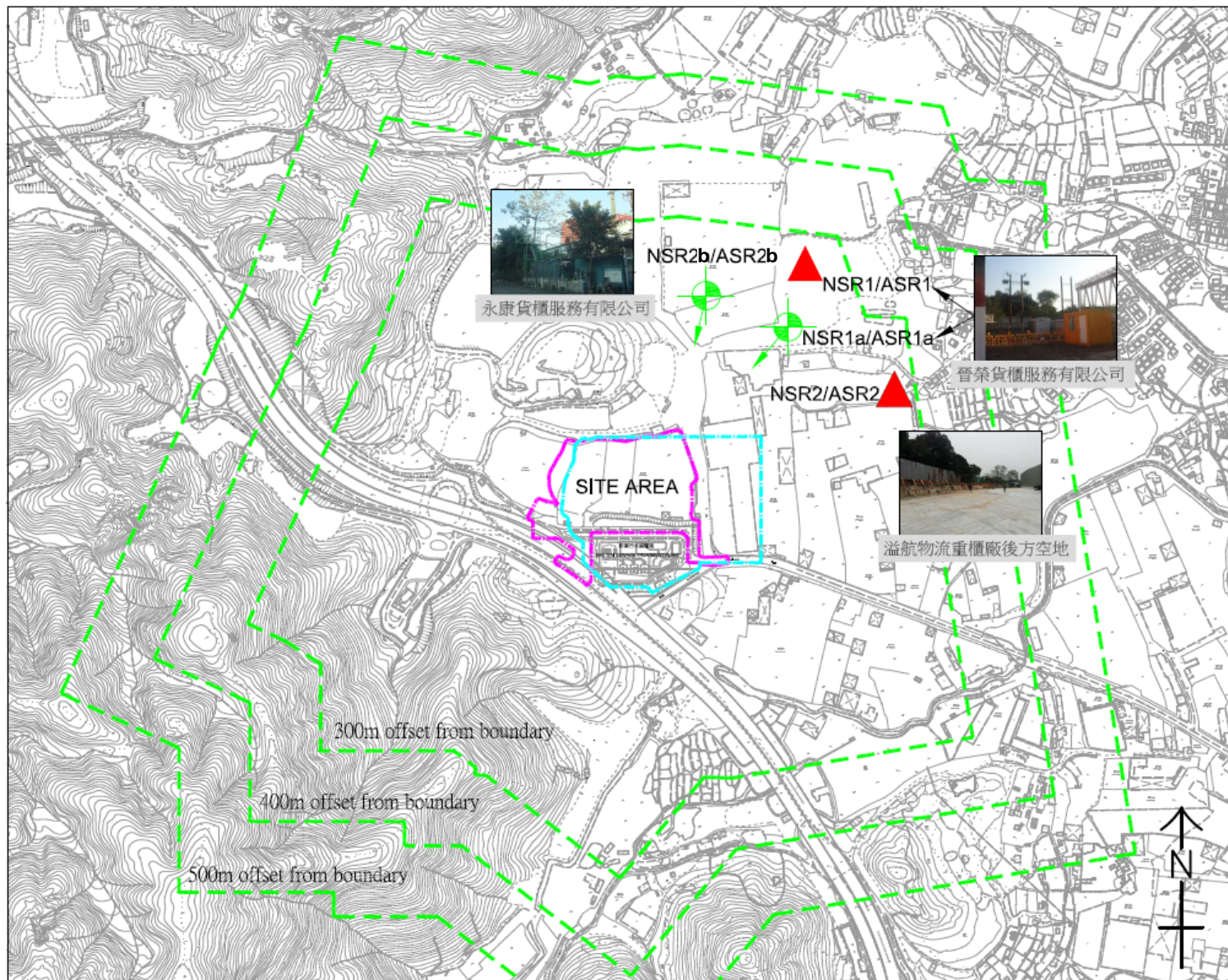
LAU, Chi Leung

HKAS has accredited this laboratory (Reg. No. HOKLAS 022) under HOKLAS for specific laboratory activities as listed in the HOKLAS directory of accredited laboratories. This report shall not be reproduced unless with prior written approval from this laboratory.

- END OF REPORT -

Figure 1

Locations of Air Quality and Noise Monitoring Stations

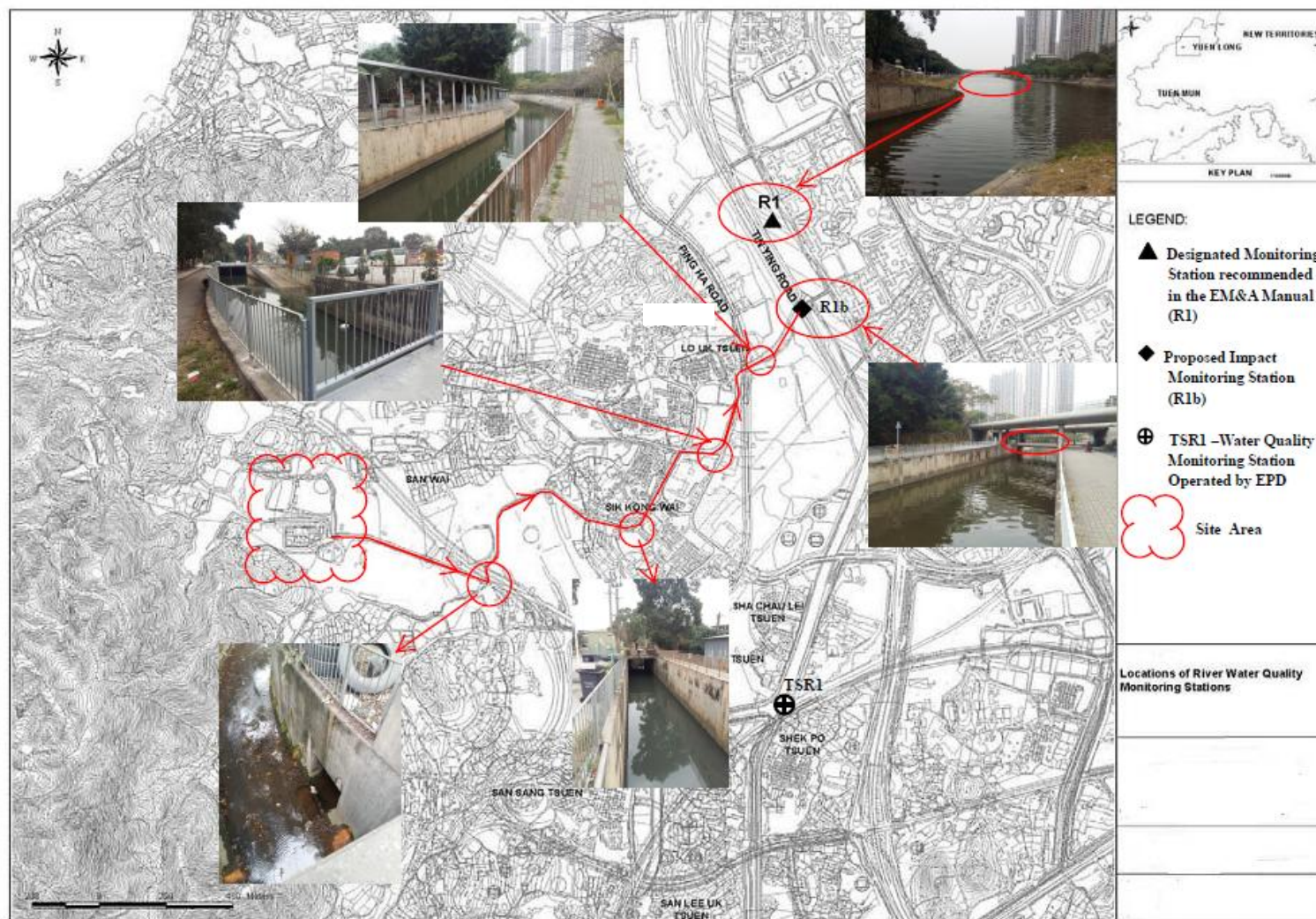


Project: Contract No. DC/2013/10 -Design, Build and Operate San Wai Sewage Treatment Works – Phase 1

Figure 1 Locations of Air Quality and Noise Monitoring Stations

Figure 2

Locations of Water Quality Monitoring Station



Project: Contract No. DC/2013/10 - Design, Build and Operate San Wai Sewage Treatment Works – Phase 1
Figure 2 Locations of Water Quality Monitoring Station

Figure 3

Location Plan for the Wetsep Treatment Tank



Legend: Wetsep treatment tank P1a Wetsep treatment tank P1b

Project: Contract No. DC/2013/10 - Design, Build and Operate San Wai Sewage Treatment Works – Phase 1
Figure 3 Location Plan for the Wetsep Treatment Tank