

ATAL-Degremont-China Harbour Joint Venture

Contract No. DC/2013/10
Design, Build and Operate San Wai
Sewage Treatment Works

Monthly Operational Phase
EM&A Report for October 2021

[11/2021]

	Name	Signature
Prepared & Checked:	Alex Chan	
Reviewed & Certified:	Y W Fung	

Version:	Rev. 0	Date: 11 November 2021
----------	--------	------------------------

Disclaimer

The information contained in this report is, to the best of our knowledge, correct at the time of printing. The interpretation and recommendations in the report are based on our experience, using reasonable professional skill and judgment, and based upon the information that was available to us. These interpretations and recommendations are not necessarily relevant to any aspect outside the restricted requirements of our brief. This report has been prepared for the sole and specific use of our client and AECOM Environment accepts no responsibility for its use by others.

This report is copyright and may not be reproduced in whole or in part without prior written permission.



Drainage Services Department
Sewage Services Branch
Harbour Area Treatment Scheme
5/F, Western Magistracy
2A Po Fu Lam Road
Hong Kong

Your reference:

Our reference: HKDSD203/50/107643

Date: 5 November 2021

Attention: Mr Albert Wong

BY EMAIL & POST
(email: awong@dsd.gov.hk)

Dear Sirs

Agreement No. HATS 02/2016
Services for Independent Environmental Checker (IEC) for
Contract No. DC/2013/10 – Design, Build and Operate San Wai Sewage Treatment Works – Phase 1
Monthly Operational Phase Environmental Monitoring and Audit Report No.5 (October 2021)

We refer to emails on 3 and 4 November 2021 from AECOM Asia Co. Ltd. attaching the Monthly Operational Phase Environmental Monitoring and Audit Report No. 5 (October 2021).

We have no comments and hereby verify the Monthly Operational Phase Environmental Monitoring and Audit Report No. 5 (October 2021) in accordance with Clause 5.4 of the Environmental Permit no. EP-464/2013.

Should you have any queries, please do not hesitate to contact the undersigned or our Ms Karen Po on 2618 2831.

Yours faithfully
ANewR CONSULTING LIMITED

James Choi
Independent Environmental Checker

CPSJ/LCCR/PKWK/lsm

cc AECOM – Mr CY Hung (email: cy.hung@swstw-aeom.com)
AECOM – Mr YW Fung (email: yw.fung@aeom.com)

CONTENT

	Page
EXECUTIVE SUMMARY	3
1 INTRODUCTION	5
1.1 Background	5
2 AIR QUALITY MONITORING	6
2.1 Monitoring Requirement	6
2.2 Monitoring Parameters	6
2.3 Monitoring Frequency	6
2.4 Monitoring Method	6
2.5 Monitoring Locations for Impact Monitoring	7
2.6 Action and Limit Levels	7
2.7 Event and Action Plan	7
2.8 Results and Observation	8
3 WATER QUALITY MONITORING	9
3.1 Monitoring Requirements	9
3.2 Monitoring Equipment	9
3.3 Monitoring Parameter, Frequency and Duration	9
3.4 Monitoring Locations	10
3.5 Monitoring Methodology	10
3.6 Monitoring Result for Marine Water Quality Monitoring	11
3.7 Monitoring Requirement	11
3.8 Monitoring Parameter	11
3.9 Monitoring Location	11
3.10 Monitoring Result for Effluent Quality Monitoring	11
4 TOXICITY TESTING	12
4.1 Monitoring Requirement	12
4.2 Monitoring methodology	12
4.3 Testing result	12
5 LANDSCAPE AND VISUAL AUDITING	12
5.1 Monitoring Requirement	12
5.2 Result and Recommendations	12
6 ENVIRONMENTAL COMPLAINT, NOTIFICATION OF SUMMONS AND SUCCESSFUL PROSECUTION	13
6.1 Environmental Complaint, Notification of Summons and Successful Prosecution	13
7 CONCLUSIONS	13
7.1 Conclusions	13

List of Tables

Table 2.1	Parameter and Frequency of Odour monitoring
Table 2.2	Proposed Monitoring Locations for Odour Sampling and H ₂ S Measurement
Table 2.3	Action and Limit Level for Odour Monitoring
Table 3.1	Marine Water Quality Monitoring Equipment
Table 3.2	Marine Water Quality Monitoring Parameters, Frequency and Duration
Table 3.3	Proposed Marine Water Quality Monitoring Stations
Table 4.1	Methodology for Toxicity Testing

Figures

Figure 1.1	Site Layout Plan
Figure 2.1	Locations of Air Sensitive Receivers
Figure 2.2	Site Boundary Downwind Location of Exhaust Point of the Deodourisation Unit
Figure 2.3	Locations of Odour Patrol
Figure 3.1	Locations of Marine Water Quality Monitoring
Figure 3.2	Locations of Effluent Sampling

List of Appendices

Appendix A	Project Organization Structure
Appendix B	Logsheet of Odour Patrol
Appendix C	Landscape and Visual Auditing Report
Appendix D	Action and Limit Levels
Appendix E	Event and Action Plan

EXECUTIVE SUMMARY

In accordance with the Environmental Monitoring and Audit Manual (EM&A Manual) and the Environmental Permit (EP-464/2013) for the Contract No. DC/2013/10 - Design, Build and Operate San Wai Sewage Treatment Works – Stage 1 (the Project), air quality and water quality monitoring are required during operational phase of the Project. The purpose of operational phase monitoring is to confirm the predictions of mitigation measures advised in the EIA report.

As confirmed by the Contractor, all major construction activities of the Project has been completed in May 2021. The Operational Phase of the Project commenced in March 2021. This Monthly Operational Phase Monitoring Report summarizes monitoring events carried out during period from 1 to 31 October 2021. There were a total of two monitoring events carried out during the reporting month. The exact dates of monitoring carried out in this month are tabulated below:

Monitoring Event	Date
H ₂ S measurement	N/A
Odour Patrol	18 October 2021
Marine Water Quality Monitoring	N/A
Effluent Quality Monitoring	N/A
Toxicity Testing	N/A
Landscape and Visual Auditing	04 October 2021

Air Quality Monitoring

No H₂S measurement was conducted in the reporting month.

Odour intensity were recorded from 0 to 1 during odour patrolling in the reporting month.

Water Quality Monitoring

No marine water and effluent monitoring were conducted in the reporting month.

Toxicity Test

No toxicity test was conducted in the reporting month.

Landscape and Visual Auditing

Landscape and visual auditing was conducted in the reporting month.

Environmental complaint, notification of summons and successful prosecution

No environmental complaint, notification of summons and successful prosecution was received in the reporting month.

Reporting Change

There were no reporting changes in the reporting month.

Future Key Issue

The Project has entered the Operation Phase since March 2021 and its normal operation in the reporting month. Mitigation measures as proposed in the approved Environmental Impact Assessment report will be provided and maintained at the Project.

1 INTRODUCTION

1.1 Background

- 1.1.1. This Monthly Operational Phase Environmental Monitoring and Audit (EM&A) Report is prepared for Contract No. DC/2013/10 - Design, Build and Operate San Wai Sewage Treatment Works – Stage 1 (the Project). The Project was awarded to ATAL-Degremont-China Harbour Joint Venture (ADCJV) by the Drainage Services Department (DSD). AECOM Asia Co. Ltd. was appointed as the Environmental Team (ET) by ADCJV to implement the operational phase EM&A program in compliance with the EP and the EM&A Manuals.
- 1.1.2. The project involves expansion of the preliminary treatment works at San Wai STW from 164,000 m³/d to 200,000 m³/d Average Dry Weather Flow, upgrading the preliminary treatment level to CEPT and adding centralized disinfection. The site layout plan is shown in **Figure1.1**.
- 1.1.3. According to the Section 25 of the Particular Specification (PS) and the Environmental Permit No. EP-464/2013, an EM&A programme should be implemented in accordance with the procedures and requirements in the Environmental Monitoring & Audit Manual (EM&A Manual) of the approved EIA report (Registration No. AEIAR-072/2003). The EM&A Manual and EP provide guidelines for the Operational Phase Monitoring Reports and for preparation of the Operational Phase Monitoring Reports.
- 1.1.4. The operational phase of the Project was commenced in March 2021.
- 1.1.5. As part of the project EM&A program, baseline monitoring was conducted during July 2019 to April 2020 to determine the ambient environmental conditions before the Project commence operation works.
- 1.1.6. This is the 5th Monthly Operational Phase Environmental Monitoring and Audit (EM&A) Report for the Project which summaries the audit findings of the EM&A programme during the reporting month from 01 to 31 October 2021.

2 AIR QUALITY MONITORING

2.1 Monitoring Requirement

- 2.1.1 In accordance with Section 2.5 of the EM&A Manual, odour panel tests and H₂S measurement are required to be conducted for one year after commission of the expanded and upgraded Sai Wai STW.

2.2 Monitoring Parameters

- 2.2.1 15-min Hydrogen Sulphide (H₂S) concentration (in parts per million) was measured at the site boundary, nearby air sensitive receivers and the exhaust of deodourisation units. Meteorological conditions including temperature, wind speed, wind direction and relative humidity was measured at the time of the monitoring.
- 2.2.2 Since no correlation between H₂S concentration and odour units was established in the first set of odour monitoring, no subsequent odour units monitoring would be conducted in the air quality monitoring as requested in Section 2.5.1.34 of the EM&A manual.
- 2.2.3 Apart from odour monitoring, regular odour patrolling in the vicinity of the STW was also conducted in a monthly interval during the operational phase to ensure that prompt action would be taken whenever any excessive odour emissions area detected.

2.3 Monitoring Frequency

- 2.3.1 The monitoring frequency of each odour parameters are listed in the **Table 2.1**.

Table 2.1 Parameter and Frequency of Odour monitoring

Monitoring Parameter	Frequency
H ₂ S Measurement	Quarterly
Odour Patrol	Monthly

2.4 Monitoring Method

H₂S Measurement

- 2.4.1 H₂S concentration were measured by using of two H₂S analyzers, which utilizes a gold film sensor for the detection of H₂S. The H₂S analyzers were controlled by microprocessor and ensuring rapid accurate analyses. The H₂S analyzers were fitted with Data logger, Interface cable and interface software, and Data download and graphics service.
- 2.4.2 Weather condition including wind direction, wind speed, temperature and humidity was recorded during H₂S measurement.

Odour Patrol

- 2.4.3 The odour patrol was a simple judgement by an observer patrolling and sniffing around the facilities to detect any odour. This observer should be free from any respiratory disease and not normally working at the facilities.
- 2.4.4 The observer followed a predetermined route which should normally be going from non-odours to odours area. The observer would patrol slowly along the route and use his olfactory sense to detect any odours. The locations listed in the predetermined route are shown **Figure 2.3**.

2.4.5 The observer brought along a logbook to record the findings. The logbook book was kept in the plant office where it could be inspected when necessary. The findings were included the followings:

- Prevailing weather condition
- Wind directions
- Location where odour spotted
- Possible source of odour
- Perceived intensity of the odour
- Duration of odour

2.5 Monitoring Locations for Impact Monitoring

2.5.1 H₂S measurements was undertaken at the proposed monitoring locations, the proposed monitoring locations were determined by the ET Leader and agreed with ER and EPD as the request of the Section 2.5.1.25 and 2.5.1.26 of the EM&A Manual. The monitoring locations are presented in **Table 2.2** and shown in **Figure 2.1** and **Figure 2.2**.

Table 2.2 Proposed Monitoring Locations for Odour Sampling and H₂S Measurement

Identification of Monitoring Location	Description
ASR1a	晉榮貨櫃服務有限公司
ASR2b	永康貨櫃服務有限公司
Site Boundary, SB1 ^{*1}	Site boundary
OD1 ^{*2}	Downwind of the exhaust point of deodourisation units
OD2 ^{*2}	

*1 According to Sections 2.5.1.25 of the EM&A Manual, the H₂S measurement shall be undertaken at the site boundary downwind of the exhaust point of the deodourisation unit and the covered odour source. **Figure 2.2** shown the locations of the site boundary downwind of the exhaust point of the deodourisation unit.

*2 According to Sections 2.5.1.26 of the EM&A Manual, H₂S measurement shall be conducted at the exhaust point of the deodorization unit (OD1&2). Considered the situation of the COVID-19, the ET Leader proposed to conduct only the H₂S measurement at OD1&2. The proposal for this change was approved by the EPD.

2.6 Action and Limit Levels

2.6.1 The Action and Limit Levels established from the baseline monitoring are shown in the **Table 2.3** and **Appendix D**.

Table 2.3 Action and Limit Level for Odour Monitoring

Location of Monitoring	Parameters	Action Level	Limit Level
SB1	H ₂ S concentration, ppm	0.0109	0.0109
ASR1		0.0100	0.0100
ASR2		0.0157	0.0157
OD1	H ₂ S concentration in ppb/ppm, flow rate of exhaust in m ³ /s and temperature of exhaust (°C)	AL = LL/2 = 139 µg/s of H ₂ S	LL = 277 µg/s of H ₂ S
OD2			

2.7 Event and Action Plan

2.7.1 The Event and Action Plan for the operational phase odour monitoring was annexed in **Appendix E**.

2.8 Results and Observation

H₂S Measurement

- 2.8.1 No H₂S measurement was conducted in the reporting month, since the H₂S measurement shall be conducted at interval of approximately 3 months during the operational phase of the Project as required in Section 2.5.1.35 of the EM&A manual.
- 2.8.2 The next H₂S measurement is scheduled in December 2021 tentatively.

Odour Patrol

- 2.8.3 The odour patrol was carried out on 18 October 2021 during at 09:30 and 14:30. The observer was patrolling and sniffing around the facilities to detect the any odour, as required by the EM&A Manual.
- 2.8.4 The weather condition, wind direction and results for odour patrol at each monitoring location are provided in **Appendix B**.
- 2.8.5 During the odour patrol, the odour intensity were recorded from 0(not detectable) to 1(slight). The source and duration of odour recorded during odour patrol can be referred to **Appendix B**.

3 WATER QUALITY MONITORING

Marine Water Quality Monitoring

3.1 Monitoring Requirements

- 3.1.1 In accordance with Section 4.5.1.12 of the EM&A Manual, operational phase marine water quality monitoring is suggested three months after the commissioning of the expanded and upgraded San Wai STW.
- 3.1.2 Marine water samples and in situ measurement should be collected from all the sampling stations on 8 occasions at intervals of approximately 3 months during the operational phase of the Project. On each occasion, marine water samples should be collected every 2 hours for a 12-hour duration. When significant change in the marine water quality is detected, the monitoring frequency should be increase as necessary until the cause for the change is identified.

3.2 Monitoring Equipment

- 3.2.1 Equipment used in the marine water quality monitoring programme is summarized in **Table 3.1**.

Table 3.1 Marine Water Quality Monitoring Equipment

Monitoring Equipment	Equipment Model
Multifunctional Meter (measurement of Dissolved Oxygen, pH, temperature, salinity and turbidity)	YSI 6820 V2
Water Depth	Lowrance x-4
Positioning Equipment	Garmin GPS72H

3.3 Monitoring Parameter, Frequency and Duration

- 3.3.1 **Table 3.2** summarises the monitoring parameters, frequency and duration of marine water quality monitoring, as request in Section 4.5.1.13 of the EM&A manual.

Table 3.2 Marine Water Quality Monitoring Parameters, Frequency and Duration

Monitoring Stations	Parameters, unit	Frequency	Duration
W1 to W8	In-situ Measurement: <ul style="list-style-type: none"> Temperature, °C Salinity, ppt DO, mg/L DO Saturation, % Turbidity, NTU Laboratory Analysis: <ul style="list-style-type: none"> SS, mg/L TIN, mg/L Unionised ammonia, mg/L BOD₅, mg/L <i>E. coli</i>, cfu/100mL Cadmium, Copper, Nickel, Lead, Chromium, Mercury and Zinc, µg/L PCBs, µg/L PAHs, µg/L 	8 occasions at intervals of approximately 3 months during the operation phase of the upgraded and expanded San Wai STW.	On each occasion, marine water samples will be collected every 2 hours for a 12-hour duration.

3.4 Monitoring Locations

- 3.4.1 Marine water quality monitoring was undertaken at the proposed monitoring stations set out in the Section 4.5.1.6 of EM&A Manual. The proposed marine water quality stations were presented in **Table 3.3** and shown in **Figure 3.1**.

Table 3.3 Proposed Marine Water Quality Monitoring Stations

Station	Easting	Northing
W1	808231	827494
W2	807469	828888
W3	807221	823737
W4	806309	829988
W5	809062	824638
W6	807066	825034
W7	805592	828162
W8	805412	829400

3.5 Monitoring Methodology

3.5.1 Operating/Analytical Procedures

- Digital Differential Global Positioning System (DGPS) was used to ensure that the correct location was selected prior to sample collection.
- Portable, battery-operated echo sounder was used for the determination of water depth at each designated monitoring station.
- All in-situ measurements were taken at 3 water depths, 1 m below water surface, mid-depth and 1 m above seabed, except where the water depth was less than 6 m, in which case the mid-depth station was omitted. Should the water depth be less than 3 m, only the mid-depth station was monitored.
- During the marine water quality measurement, a portable multifunctional meter will be used for measurement of pH, dissolved oxygen, water temperature, turbidity and salinity.
- Spare parts of equipment will be maintained for necessary replacement.
- Water samples were collected using the water sampler at the monitoring stations and the samples were stored in high-density polythene bottles and then packed in cool-boxes (cooled at 4oC without being frozen) for carrying out the laboratory analysis. The analysis will be commenced in a HOKLAS accredited laboratory, WELLAB LIMITED. (HOKLAS Registration No. 083) within 24 hours after collection of the samples.

3.5.2 Maintenance and Calibration

- Before each round of monitoring, the dissolved oxygen probe of YSI 6820 V2 was calibrated by the wet bulb method. A zero check in distilled water was performed with the turbidity probe of YSI 6820 V2 once per monitoring day.
- The monitoring instruments were checked, calibrated and certified by a laboratory accredited under HOKLAS before use and subsequently re-calibrated at 3-monthly intervals throughout all stages of the water quality monitoring.

3.6 Monitoring Result for Marine Water Quality Monitoring

- 3.6.1 No marine water quality monitoring was conducted in the reporting month, since the marine water quality monitoring shall be conducted at interval of approximately 3 months during the operational phase of the Project as required in Section 4.5.1.13 of the EM&A manual.
- 3.6.2 The next marine water quality monitoring is scheduled in December 2021 tentatively.

Effluent Quality Monitoring

3.7 Monitoring Requirement

- 3.7.1 In accordance with Section 4.6.1.1 of the EM&A Manual, in order to ensure the effectiveness of the proposed treatment process, effluent quality monitoring is recommended.

3.8 Monitoring Parameter

- 3.8.1 As recommended by the EM&A Manual, the effluent quality monitoring was included the follows parameters:
- pH
 - BOD (mg/L)
 - SS (mg/L)
 - TIN (µg/L)
 - NH₃-N (mg/L)
 - E. coli (cfu/100mL)
 - Cadmium (µg/L)
 - Copper (µg/L)
 - Nickel (µg/L)
 - Lead (µg/L)
 - Mercury (µg/L)
 - Chromium (µg/L)
 - PCBs (µg/L)
 - PAHs (µg/L)

3.9 Monitoring Location

- 3.9.1 Effluent quality monitoring was carried out at the effluent outlet of the San Wai STW as shown in **Figure 3.2**.

3.10 Monitoring Result for Effluent Quality Monitoring

- 3.10.1 No effluent monitoring was conducted in the reporting month since the effluent monitoring shall be conducted at interval of approximately 3 months during the operational phase of the Project.
- 3.10.2 The next effluent quality monitoring is scheduled in December 2021 tentatively.

4 TOXICITY TESTING

4.1 Monitoring Requirement

- 4.1.1 In accordance with Section 4.6.1.2 of the EM&A Manual, toxicity testing shall be carried out on 8 occasions at intervals of approximately 3 months during the operational phase of the Project for two marine species. One of the two marine species shall be selected from local environment. The representative species that will be chosen for testing and technical details of the testing method should be agreed and approved by the EPD prior to the operation of the sewage treatment works. The testing method for the EPD approval was submitted on 22 April 2021.

4.2 Monitoring methodology

- 4.2.1 The methodology of the toxicity testing is summarized in the **Table 4.1**.

Table 4.1 Methodology for Toxicity Testing

Types of Respective Species	Diatom (Skeletonema costatum)	Barnacle larvae (Balanus Amphitrite)
Toxicity Testing	Chronic Toxicity	Acute Toxicity
Time requirement	7 days	48 hours
Toxicity testing method	NOEC in 7-day diatom growth inhibition test	LC50 in 48-hr barnacle larvae survival test

4.3 Testing result

- 4.3.1 No toxicity test was conducted in the reporting month, since toxicity test shall be conducted at interval of approximately 3 months during the operational phase of the Project as required in Section 4.6.1.2 of the EM&A manual.
- 4.3.2 The next toxicity testing is scheduled in December 2021 tentatively.

5 LANDSCAPE AND VISUAL AUDITING

5.1 Monitoring Requirement

- 5.1.1 In accordance with Section 6.4 of the EM&A Manual, a competent landscape architect should be employed by the Contractor for the implementation of landscape construction works and subsequent maintenance operations during the 12 months establishment period. The establishment works should be undertaken throughout the Contractor's first year maintenance period which will be within the first operational year of the Project.
- 5.1.2 All measures undertaken by both Contractor and the Landscape Contractor during the first year of the operational phase should be audited by a Landscape Architect, as a member of the ET, on a regular basis to ensure compliance with the intended aims of the measures. Site inspections should be undertaken at least once every two months during the operational phase.

5.2 Result and Recommendations

- 5.2.1 Landscape and visual auditing was conducted by a Landscape Architect on 4 October 2021 during the reporting month.
- 5.2.2 Observations and reminders were summarized in the landscape and visual impact assessment checklists which is annexed in **Appendix C**.

6 ENVIRONMENTAL COMPLAINT, NOTIFICATION OF SUMMONS AND SUCCESSFUL PROSECUTION

6.1 Environmental Complaint, Notification of Summons and Successful Prosecution

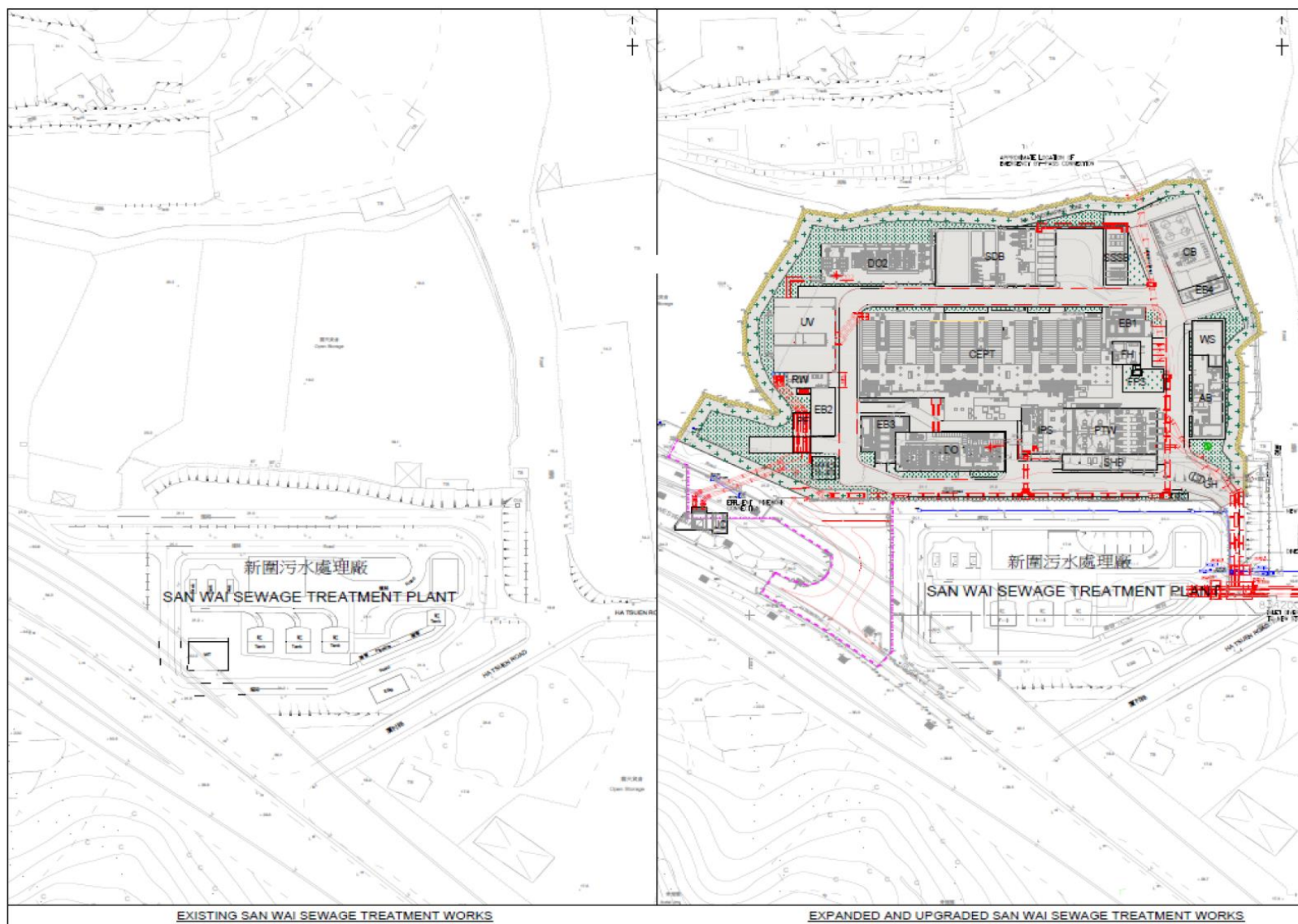
- 6.1.1 No environmental complaint, notification of summons and successful prosecution was received in the reporting month.

7 CONCLUSIONS

7.1 Conclusions

- 7.1.1 No H₂S measurement was conducted in the reporting month.
- 7.1.2 Odour intensity were recorded from 0 to 1 during odour patrolling in the reporting month.
- 7.1.3 No marine water monitoring was conducted in the reporting month.
- 7.1.4 No effluent monitoring was conducted in the reporting month.
- 7.1.5 No toxicity test was conducted in the reporting month.
- 7.1.6 Landscape and visual auditing was conducted in the reporting month.
- 7.1.7 No environmental complaint, notification of summons and successful prosecution was received in the reporting month.

FIGURES



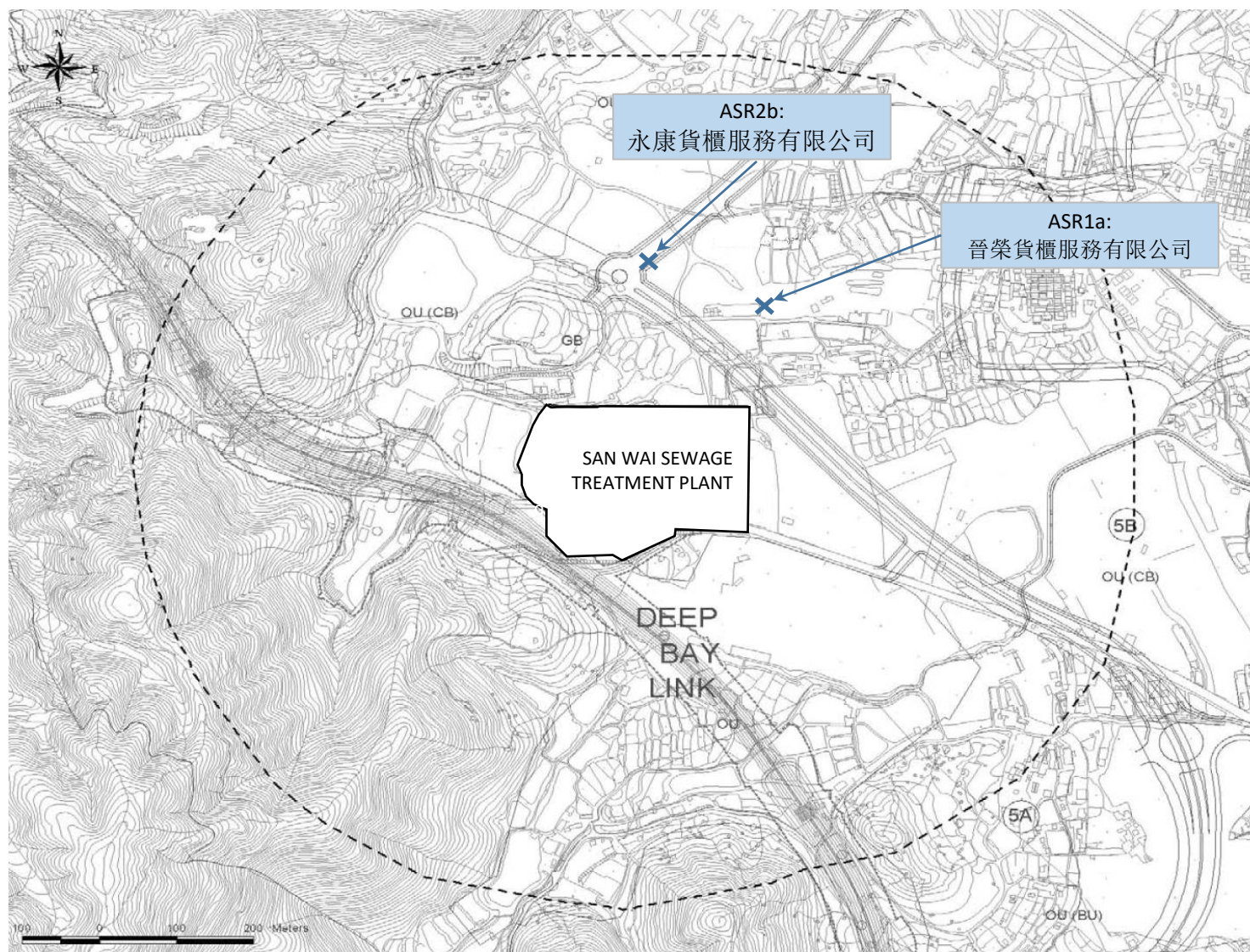
Contract No. DC/2013/10: Design, Build and Operate
 San Wai Sewage Treatment Works –
 Operational Phase Monitoring

Site Layout Plan

Date: July 2021

AECOM

Figure 1.1



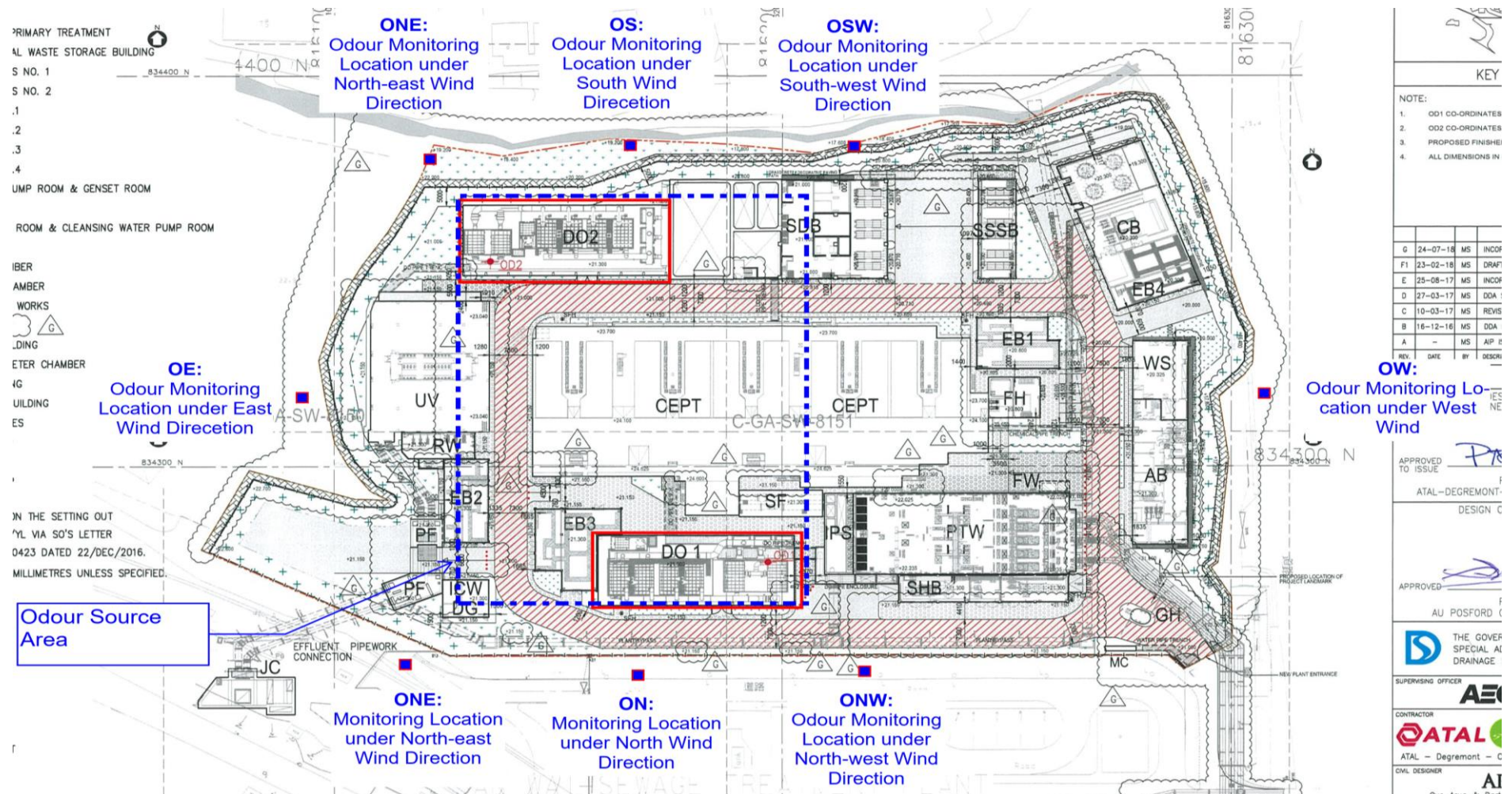
Contract No. DC/2013/10: Design, Build and Operate
 San Wai Sewage Treatment Works –
 Operational Phase Monitoring

Locations of Air Sensitive Receivers

AECOM

Date: July 2021

Figure 2.1



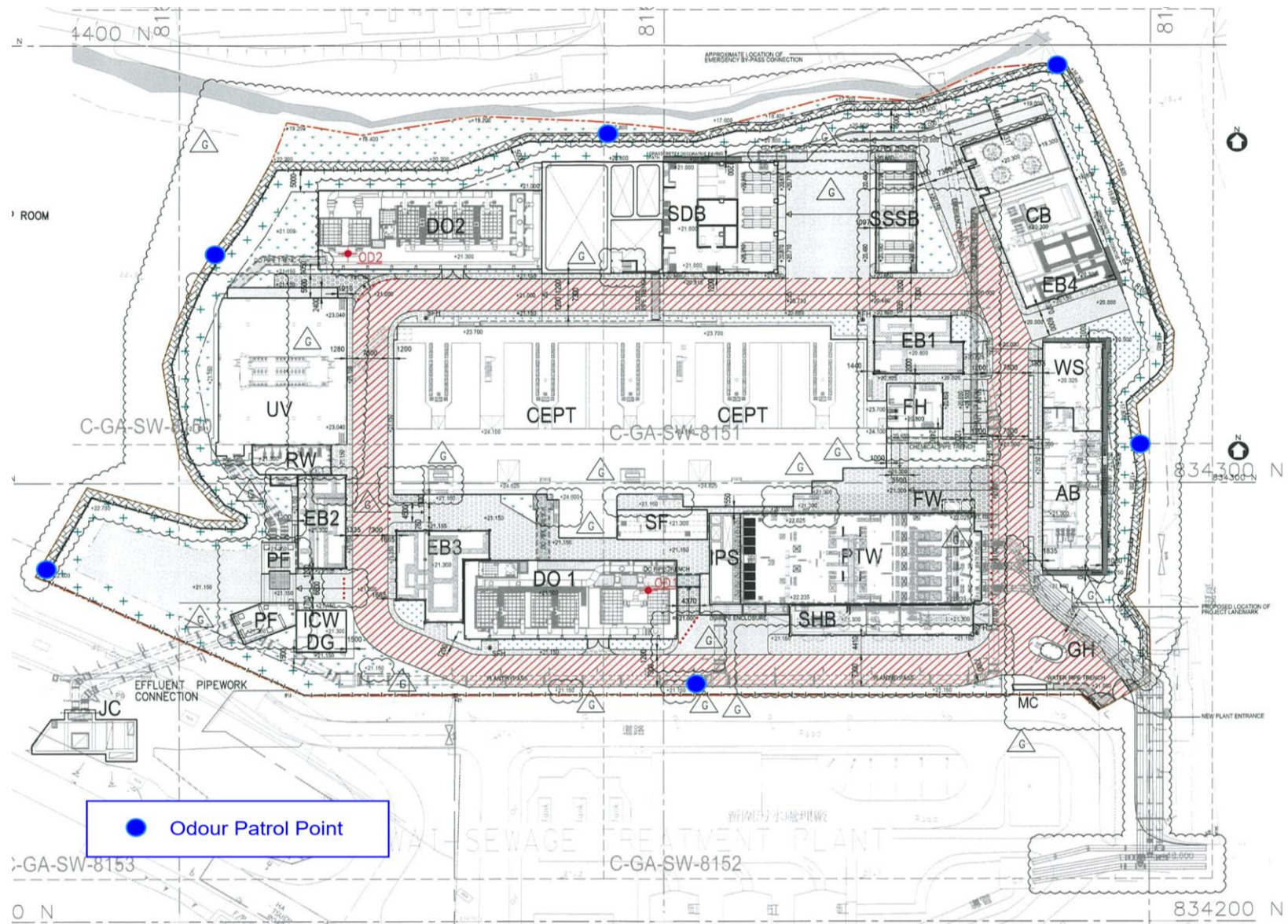
Contract No. DC/2013/10: Design, Build and Operate
San Wai Sewage Treatment Works –
Operational Phase Monitoring

Site Boundary Downwind Location of Exhaust Point of the Deodourisation Unit

Date: August 2021

AECOM

Figure 2.2



Contract No. DC/2013/10: Design, Build and Operate
San Wai Sewage Treatment Works –
Operational Phase Monitoring

Locations of Odour Patrol Point

Date: July 2021

AECOM

Figure 2.3



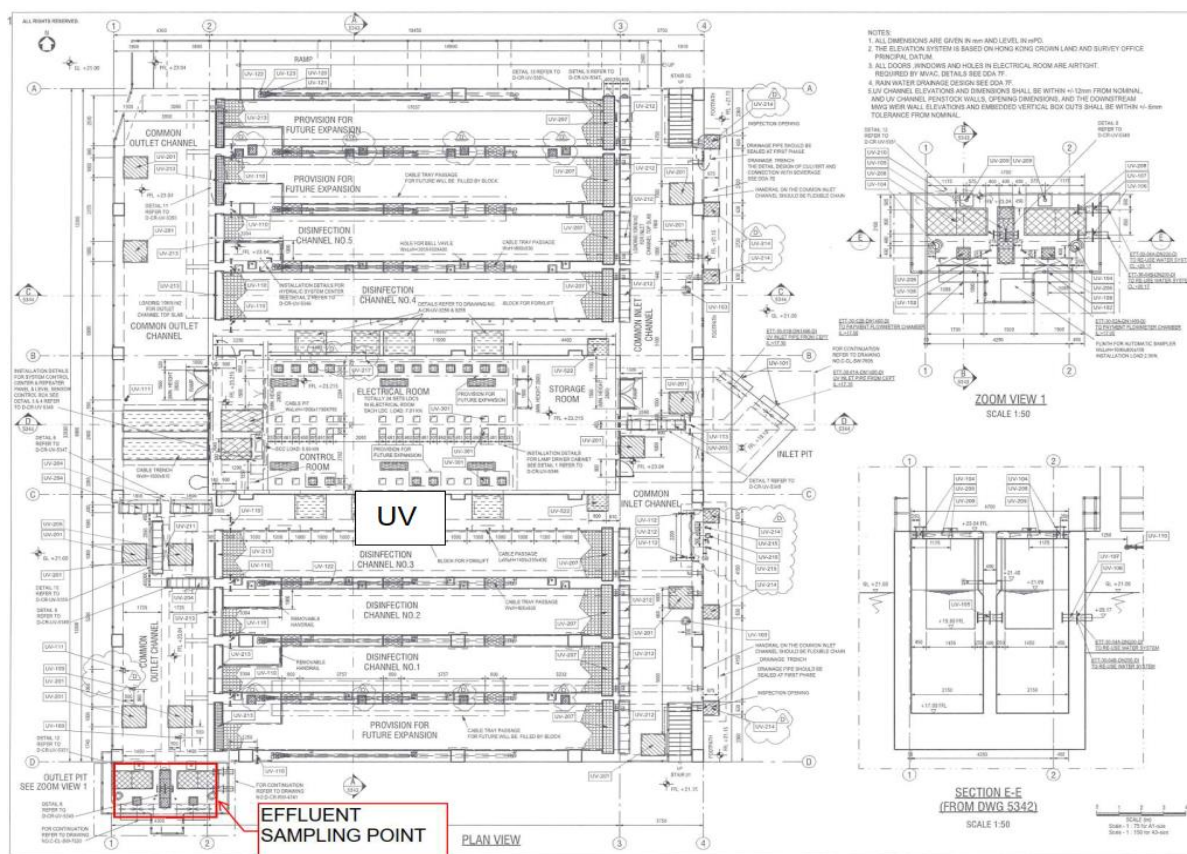
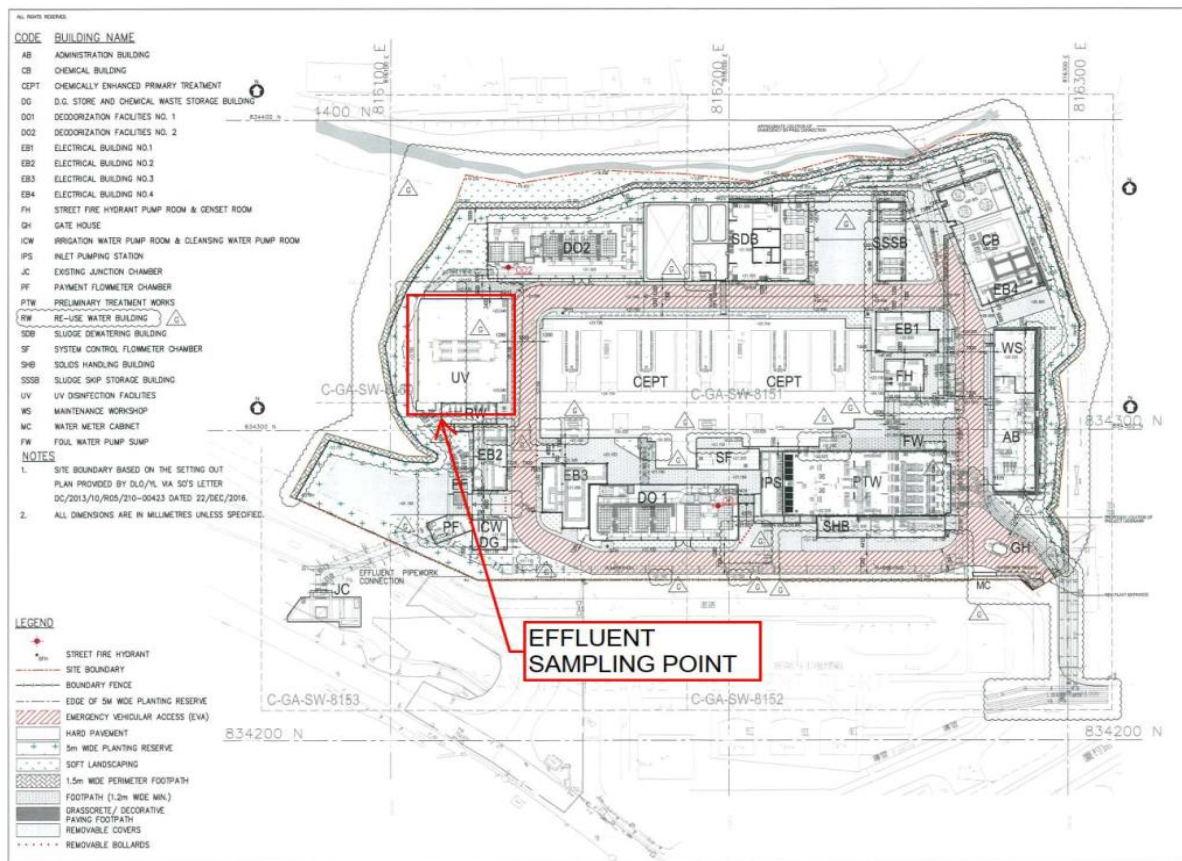
Contract No. DC/2013/10: Design, Build and Operate
San Wai Sewage Treatment Works –
Operational Phase Monitoring

Locations of Marine Water Quality Monitoring Stations

AECOM

Date: July 2021

Figure 3.1



Contract No. DC/2013/10: Design, Build and Operate
San Wai Sewage Treatment Works –
Operational Phase Monitoring

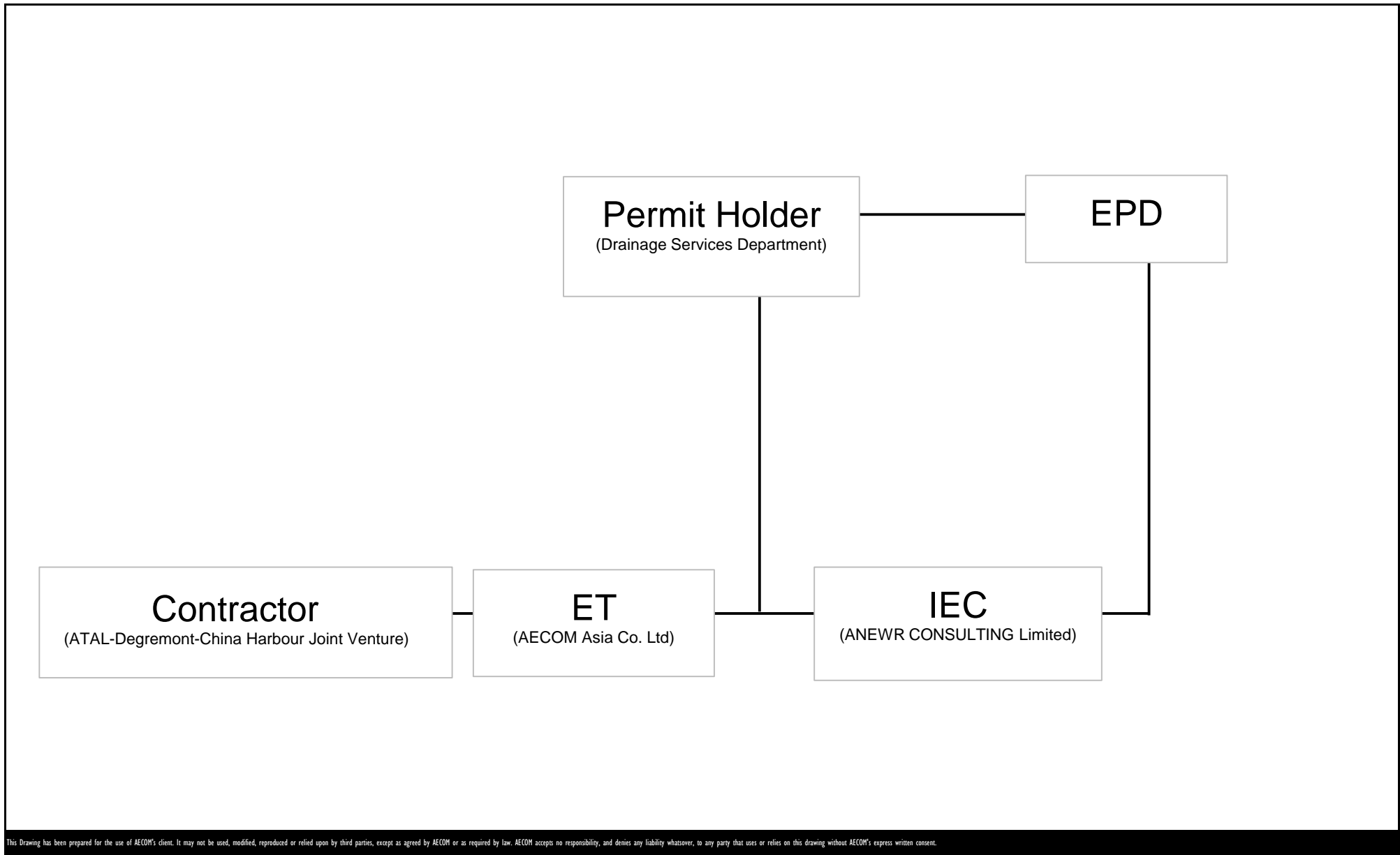
Locations of Effluent Monitoring Stations

AECOM

Date: July 2021

Figure 3.2

**APPENDIX A
PROJECT ORGANIZATION STRUCTURE**



APPENDIX B
LOGSHEET OF ODOUR PATROL

Contract No. DC/2013/10

Design, Build and Operate San Wai Sewage Treatment Works

Monthly Odour Patrol Record Log Sheet (Operational Phase)

Date: 18 October 2021

Temperature: 20.9°C

Checkpoint ID	Time	Weather Condition	Wind Direction	Odour Intensity	Odour Characteristics	Possible Odour Source	Direction from Source	Duration of Odour
1	09:30	Sunny	NE	1	Vehicle exhaust	Road Traffic	Down-wind	Intermittent
2	09:35	Sunny	NE	0	N/A	N/A	N/A	N/A
3	09:39	Sunny	NE	0	N/A	N/A	N/A	N/A
4	09:44	Sunny	NE	0	N/A	N/A	N/A	N/A
5	09:48	Sunny	NE	0	N/A	N/A	N/A	N/A
6	09:52	Sunny	NE	1	Vehicle exhaust	Road Traffic	Down-wind	Intermittent

Remark for Odour Intensity:-

- | | |
|-------------------|--|
| 0: Not detectable | (No odour perceived or an odour so weak that it cannot be easily characterised or described) |
| 1: Slight | (Slight identifiable odour) |
| 2: Moderate | (Moderate identifiable odour) |
| 3: Strong | (Strong identifiable odour) |
| 4: Extreme | (Extreme severe odour) |

Contract No. DC/2013/10

Design, Build and Operate San Wai Sewage Treatment Works

Monthly Odour Patrol Record Log Sheet (Operational Phase)

Date: 18 October 2021

Temperature: 27.0°C

Checkpoint ID	Time	Weather Condition	Wind Direction	Odour Intensity	Odour Characteristics	Possible Odour Source	Direction from Source	Duration of Odour
1	14:31	Sunny	E	0	N/A	N/A	N/A	N/A
2	14:36	Sunny	E	1	Vehicle exhaust	Road Traffic	Down-wind	Intermittent
3	14:40	Sunny	E	1	Grassy	Vegetation	Down-wind	Intermittent
4	14:44	Sunny	E	0	N/A	N/A	N/A	N/A
5	14:49	Sunny	E	0	N/A	N/A	N/A	N/A
6	14:53	Sunny	E	0	N/A	N/A	N/A	N/A

Remark for Odour Intensity:-

- | | |
|-------------------|--|
| 0: Not detectable | (No odour perceived or an odour so weak that it cannot be easily characterised or described) |
| 1: Slight | (Slight identifiable odour) |
| 2: Moderate | (Moderate identifiable odour) |
| 3: Strong | (Strong identifiable odour) |
| 4: Extreme | (Extreme severe odour) |

APPENDIX C
LANDSCAPE AND VISUAL AUDITING REPORT

Landscape and Visual Impact Assessment Checklist for Site Audit

Inspection Date: 4 October 2021 **Weather:** Sunny/ Fine/ Cloudy/ Rainy
Time: 15:30 p.m. **Wind:** Strong/ Breeze/ Light/ Calm

Item	Description	YES	NO	N/A	Actions/ Remarks
1	Construction Phase				
1.1	Is the detailed tree survey completed prior to construction work?	✓ <input type="checkbox"/>			
1.2	Are trees to be transplanted removed to their final positions?			✓ <input type="checkbox"/>	
1.3	Are the transplants and existing trees to be retained properly protected from damage by stout hoarding positioned as directed by a qualified Landscape Architect?			✓ <input type="checkbox"/>	
1.4	Is regular inspection of the retained and transplanted trees made to ensure the effectiveness of the hoarding?			✓ <input type="checkbox"/>	
1.5	Are the TPZ clearly demarcated on site and surrounded by strong fences sturdy enough to withstand impacts from the construction activities?			✓ <input type="checkbox"/>	
1.6	Are warning signs and notices installed at the fences denoting the “tree protection zone” to prohibit the entry of equipment or construction activities?			✓ <input type="checkbox"/>	
1.7	Are tree labels with clear indication of tree no. and status (e.g. “R”, “T” or “F”) provided for all the trees on site?			✓ <input type="checkbox"/>	
1.8	If protective fencings are not practicable, are the tree root systems adequately protected from soil compaction due to passage of vehicles, equipment or machinery?			✓ <input type="checkbox"/>	
1.9	Are vehicular/foot paths and storage areas designated away from TPZ?			✓ <input type="checkbox"/>	
1.10	Are the trees properly irrigated and sprayed with water to remove the accumulated construction dust during dry season in order to lessen the chances of decline and to maintain the vigour of trees?			✓ <input type="checkbox"/>	
1.11	Are the trees free from any sign of distress, such as dieback, leaf loss, or general decline in tree health or appearance or tree damage with symptoms of construction injury?			✓ <input type="checkbox"/>	

1.12	Are the trees free from wire or nail and prohibited to be used as anchor for any site activities?			✓ <input type="checkbox"/>	
1.13	Are cutting, trenching, excavating or raising of soil level within the TPZ prohibited?			✓ <input type="checkbox"/>	
1.14	Is improper pruning of the tree branches/roots prohibited?			✓ <input type="checkbox"/>	
1.15	Are the trees free from any tree root damage?			✓ <input type="checkbox"/>	
1.16	Are construction works or operation of machines within the TPZ prohibited?			✓ <input type="checkbox"/>	
1.17	Is the TPZ free from pollution from effluent water, machine petroleum or chemical spillage?			✓ <input type="checkbox"/>	
1.18	Is the excavated topsoil stored and protected on site for reuse for restoration of screen planting works?			✓ <input type="checkbox"/>	The site has previously been reclaimed from ponds. Most of the excavated topsoil is not desirable for reuse due to its inferior quality. Contractor's submitted referencing documents are attached in the checklist dated 4 May, 2018 for information.
1.19	Is the progress of the above activities reported in the monthly EM&A report?	✓ <input type="checkbox"/>			
2	Operational Phase (12 months period from commissioning of the expanded and upgraded works)				
2.1	Is a planting reserve, where locates around the site perimeter of approximately 5m wide, provided to allow a continuous belt of trees to be planted as a visual screen?	✓ <input type="checkbox"/>			
2.2	Is the planting reserve complemented the boundary planting to the existing San Wai STW?	✓ <input type="checkbox"/>			
2.3	Is all new planting maintained for 12 months to ensure proper establishment?			✓ <input type="checkbox"/>	Establishment period for the trees not yet started
2.4	Are the trees free from sign of deterioration of tree health and/or structure?	✓ <input type="checkbox"/>			

2.5	Are the trees free from insect pests and disease pathogens?	✓ <input type="checkbox"/>			
2.6	Are the irrigation systems functioning properly and well maintained?	✓ <input type="checkbox"/>			
2.7	Are the tree root systems adequately protected from soil compaction due to storage of materials or operation of machinery?	✓ <input type="checkbox"/>			

Summary/ Remarks:

Follow up actions taken by Contractor for previous comments:

1. Keep on horticultural maintenance for the trees, shrubs and groundcovers.

The contractor was reminded to rectify the following:

1. Generally, contractor was reminded to keep on planting works for the outstanding area.
2. Weeding of planting area, especially for the green roof, is needed.
3. Replacement of the dead plants are required.

New Observation:

1. Planting works are about to be completed.

Reminders:

1. Contractor is required to carry out the remaining soft landscape works.
2. Contractor was reminded to carry out proper maintenance to plantings.

Photo Record:



Figure 1	Figure 2
	
Condition of the site edge at eastern boundary	Planting works at the western end of the site









Figure 3	Figure 4
	
Condition of trees at the entrance of the existing treatment plant	Existing trees at the site entrance
Figure 5	Figure 6
	
Existing trees at the site entrance near the hoarding fence	Tree planting works near site boundary

Figure 7	Figure 8
----------	----------

	
Planting works at SDB	Planting works at roof garden (UV)
Figure 9	Figure 10
	
Planting condition along boundary adjacent to the existing plant	Planting works- groundcovers and potted plants in front of the structure

Signature:

		Signature	Date
Inspected & Recorded by	Registered Landscape Architect	Xylem"	21 st October 2021

APPENDIX D
ACTION AND LIMIT LEVELS

Appendix D - Action and Limit Levels

Action and Limit Levels for Operational Phase Odour Monitoring

Location of Monitoring	Parameters	Action Level	Limit Level
SB1	H ₂ S concentration, ppm	0.0109	0.0109
ASR1		0.0100	0.0100
ASR2		0.0157	0.0157
OD1	H ₂ S concentration in ppb/ppm, flow rate of exhaust in m ³ /s and temperature of exhaust (°C)	AL = LL/2 = 139 µg/s of H ₂ S	LL = 277 µg/s of H ₂ S
OD2			

APPENDIX E
EVENT AND ACTION PLAN

Appendix E - Event and Action Plan

Event / Action Plan for the Operational Phase Odour Monitoring

Event	Action			
	ET	IEC	ER	Contractor
Exceedance of Action Level for one sample at site boundary, ASRs or exhaust of deodourisation unit	<ul style="list-style-type: none"> Identify source/ reason of exceedance; Inform IEC and ER; Repeat measurement to confirm finding. 	<ul style="list-style-type: none"> Check with Contractor on the operating activities and implementation of odour mitigation measures; Discuss with ET and Contractor on the possible remedial actions; Advise the ER on the effectiveness of the proposed remedial measures; Supervise implementation of remedial measures. 	<ul style="list-style-type: none"> Confirm receipt of notification of exceedance in writing; Notify Contractor; Ensure remedial actions properly implemented. 	<ul style="list-style-type: none"> Carry out investigation to identify the source/reason of exceedance or complaints. Investigation shall be completed within 1 week; Rectify any unacceptable practice; Amend working methods as required; Inform ET and EPD if the cause of exceedance is considered to be caused by the project; Implement amended working methods.
Exceedance of Limit Level for one or more samples at site boundary, ASRs or exhaust of deodourisation unit	<ul style="list-style-type: none"> Notify IEC, ER, Contractor and EPD; Identify source of odour; Increase monitoring frequency; Carry out analysis of the operating activities and implementation of odour mitigation measures to determine possible mitigation to be implemented Arrange meeting with IEC and ER to discuss the remedial actions to be taken; Assess effectiveness of the remedial actions and keep IEC, EPD and ER informed of the results; Carry out odour measurement using dynamic olfactometry after implementation of remedial measures to confirm their effectiveness. 	<ul style="list-style-type: none"> Discuss amongst ET, ER and the Contractor on the potential remedial actions; Review the proposed remedial actions whenever necessary to assure their effectiveness and advise the ER accordingly; Supervise implementation of remedial measures. 	<ul style="list-style-type: none"> Confirm receipt of notification of exceedance in writing; Notify Contractor; In consultation with the ET, agree with the Contractor on the remedial measures to be implemented; Ensure remedial measures properly implemented; If exceedance continues, consider what portion of the work is responsible and instruct the Contractor to stop that portion of work until the exceedance is abated. 	<ul style="list-style-type: none"> Carry out investigation to identify the source/reason of exceedance. Investigation shall be completed within 1 week; Rectify any unacceptable practice; Amend working methods as required; Inform ET and EPD; Formulate remedial actions; Ensure amended working methods and remedial actions properly implemented; If exceedance continues, consider what portion of the work is responsible and stop that portion of work until the exceedance is abated.