



ATAL-Degremont-China Harbour Joint Venture

Contract No. DC/2013/10
Design, Build and Operate San Wai
Sewage Treatment Works

Monthly Operational Phase
EM&A Report March 2022

[04/2022]

	Name	Signature
Prepared & Checked:	Alex Chan	
Reviewed & Certified:	Y W Fung	

Version:	Rev. 0	Date: 14 April 2022
Disclaimer <p>The information contained in this report is, to the best of our knowledge, correct at the time of printing. The interpretation and recommendations in the report are based on our experience, using reasonable professional skill and judgment, and based upon the information that was available to us. These interpretations and recommendations are not necessarily relevant to any aspect outside the restricted requirements of our brief. This report has been prepared for the sole and specific use of our client and AECOM Environment accepts no responsibility for its use by others.</p> <p>This report is copyright and may not be reproduced in whole or in part without prior written permission.</p>		



Drainage Services Department
Sewage Services Branch
Harbour Area Treatment Scheme
5/F, Western Magistracy
2A Po Fu Lam Road
Hong Kong

Your reference:

Our reference: HKDSD203/50/107931

Date: 11 April 2022

Attention: Mr Albert Wong

BY EMAIL & POST
(email: awong@dsd.gov.hk)

Dear Sirs

Agreement No. HATS 02/2016
Services for Independent Environmental Checker (IEC) for
Contract No. DC/2013/10 – Design, Build and Operate San Wai Sewage Treatment Works – Phase 1
Monthly Operational Phase Environmental Monitoring and Audit Report No.10 (March 2022)

We refer to email on 6 April 2022 from AECOM Asia Co. Ltd. attaching the Monthly Operational Phase Environmental Monitoring and Audit Report No. 10 (March 2022).

We have no comments and hereby verify the Monthly Operational Phase Environmental Monitoring and Audit Report No. 10 (March 2022) in accordance with Clause 5.4 of the Environmental Permit no. EP-464/2013.

Should you have any queries, please do not hesitate to contact the undersigned or our Ms Karen Po on 2618 2831.

Yours faithfully
ANewR CONSULTING LIMITED

James Choi
Independent Environmental Checker

CPSJ/LCCR/PKWK/lsm

cc AECOM – Mr CY Hung (email: cy.hung@swstw-aecon.com)
AECOM – Mr YW Fung (email: yw.fung@aecon.com)

CONTENT

	Page
EXECUTIVE SUMMARY	3
1 INTRODUCTION	5
1.1 Background	5
2 AIR QUALITY MONITORING	6
2.1 Monitoring Requirement	6
2.2 Monitoring Parameters	6
2.3 Monitoring Frequency	6
2.4 Monitoring Method	6
2.5 Monitoring Locations for Impact Monitoring	7
2.6 Action and Limit Levels	7
2.7 Event and Action Plan	7
2.8 Results and Observation	8
3 WATER QUALITY MONITORING	9
3.1 Monitoring Requirements	9
3.2 Monitoring Equipment	9
3.3 Monitoring Parameter, Frequency and Duration	9
3.4 Monitoring Locations	10
3.5 Monitoring Methodology	10
3.6 Monitoring Result for Marine Water Quality Monitoring	11
3.7 Monitoring Requirement	12
3.8 Monitoring Parameter	12
3.9 Monitoring Location	12
3.10 Monitoring Result for Effluent Quality Monitoring	12
4 TOXICITY TEST	13
4.1 Monitoring Requirement	13
4.2 Monitoring methodology	13
4.3 Testing result	13
5 LANDSCAPE AND VISUAL AUDITING	14
5.1 Monitoring Requirement	14
5.2 Result and Recommendations	14
6 WASTE MANAGEMENT FOR SLUDGE	14
7 ENVIRONMENTAL COMPLAINT, NOTIFICATION OF SUMMONS AND SUCCESSFUL PROSECUTION	14
8 CONCLUSIONS	14

List of Tables

Table 2.1	Parameter and Frequency of Odour monitoring
Table 2.2	Proposed Monitoring Locations for Odour Sampling and H ₂ S Measurement
Table 2.3	Action and Limit Level for Odour Monitoring
Table 2.4	Summary of Odour Monitoring Results for Site boundary / ASRs
Table 2.5	Summary of Odour Monitoring Results for Exhaust of Deodourisation Unit
Table 3.1	Marine Water Quality Monitoring Equipment
Table 3.2	Marine Water Quality Monitoring Parameters, Frequency and Duration
Table 3.3	Proposed Marine Water Quality Monitoring Stations
Table 3.4	Summary of Monitoring Results and criteria of WQOs
Table 3.5	Monitoring Result of Effluent Quality Monitoring
Table 4.1	Methodology for Toxicity Testing

Figures

Figure 1.1	Site Layout Plan
Figure 2.1	Locations of Air Sensitive Receivers
Figure 2.2	Site Boundary Downwind Location of Exhaust Point of the Deodourisation Unit
Figure 2.3	Locations of Odour Patrol
Figure 3.1	Locations of Marine Water Quality Monitoring
Figure 3.2	Locations of Effluent Sampling

List of Appendices

Appendix A	Project Organization Structure
Appendix B	Calibration Certificates of Monitoring Equipment
Appendix C	Monitoring Results for H ₂ S Measurement
Appendix D	Weather Information
Appendix E	Logsheet of Odour Patrol
Appendix F	Marine Water Quality Monitoring Results
Appendix G	Laboratory Analysis Result for Marine Water Quality Monitoring
Appendix H	Laboratory Analysis Result for Effluent Monitoring
Appendix I	Toxicity Testing Result
Appendix J	Action and Limit Levels
Appendix K	Event and Action Plan

EXECUTIVE SUMMARY

In accordance with the Environmental Monitoring and Audit Manual (EM&A Manual) and the Environmental Permit (EP-464/2013) for the Contract No. DC/2013/10 - Design, Build and Operate San Wai Sewage Treatment Works – Stage 1 (the Project), air quality and water quality monitoring are required during operational phase of the Project. The purpose of operational phase monitoring is to confirm the predictions of mitigation measures advised in the EIA report.

As confirmed by the Contractor, all major construction activities of the Project has been completed in May 2021. The Operational Phase of the Project commenced in March 2021. This Monthly Operational Phase Monitoring Report summarizes monitoring events carried out during period from 1 to 31 March 2022. There was a total of five monitoring events carried out during the reporting month. The exact dates of monitoring carried out in this month are tabulated below:

Monitoring Event	Date
H ₂ S measurement	10 and 11 March 2022
Odour Patrol	10 March 2022
Marine Water Quality Monitoring	11 March 2022
Effluent Quality Monitoring	11 March 2022
Toxicity Testing	11 March 2022
Landscape and Visual Auditing	N/A

Air Quality Monitoring

No Action and Limit Levels exceedance of H₂S measurement was recorded in the reporting month.

Odour intensity were recorded from 0 to 1 during odour patrolling in the reporting month.

Water Quality Monitoring

No non-compliance of marine water monitoring was recorded in the reporting month.

No non-compliance of effluent quality monitoring was recorded in the reporting month.

Toxicity Test

Toxicity test results were complied with the target levels in reporting month.

Landscape and Visual Auditing

No landscape and visual auditing was conducted in the reporting month.

Environmental complaint, notification of summons and successful prosecution

No environmental complaint, notification of summons and successful prosecution was received in the reporting month.

Reporting Change

There were no reporting changes in the reporting month.

Future Key Issue

The Project has entered the Operation Phase since March 2021 and its normal operation in the reporting month. Mitigation measures as proposed in the approved Environmental Impact Assessment report will be provided and maintained at the Project.

1 INTRODUCTION

1.1 Background

- 1.1.1. This Monthly Operational Phase Environmental Monitoring and Audit (EM&A) Report is prepared for Contract No. DC/2013/10 - Design, Build and Operate San Wai Sewage Treatment Works – Stage 1 (the Project). The Project was awarded to ATAL-Degremont-China Harbor Joint Venture (ADCJV) by the Drainage Services Department (DSD). AECOM Asia Co. Ltd. was appointed as the Environmental Team (ET) by ADCJV to implement the operational phase EM&A program in compliance with the EP and the EM&A Manuals.
- 1.1.2. The project involves expansion of the preliminary treatment works at San Wai STW from 164,000 m³/d to 200,000 m³/d Average Dry Weather Flow, upgrading the preliminary treatment level to CEPT and adding centralized disinfection. The site layout plan is shown in **Figure1.1**.
- 1.1.3. According to the Section 25 of the Particular Specification (PS) and the Environmental Permit No. EP-464/2013, an EM&A programme should be implemented in accordance with the procedures and requirements in the Environmental Monitoring & Audit Manual (EM&A Manual) of the approved EIA report (Registration No. AEIAR-072/2003). The EM&A Manual and EP provide guidelines for the Operational Phase Monitoring Reports and for preparation of the Operational Phase Monitoring Reports.
- 1.1.4. The operational phase of the Project was commenced in March 2021.
- 1.1.5. As part of the project EM&A program, baseline monitoring was conducted during July 2019 to April 2020 to determine the ambient environmental conditions before the Project commence operation works.
- 1.1.6. This is the 10th Monthly Operational Phase Environmental Monitoring and Audit (EM&A) Report for the Project which summaries the audit findings of the EM&A programme during the reporting month from 1 to 31 March 2022.

2 AIR QUALITY MONITORING

2.1 Monitoring Requirement

- 2.1.1 In accordance with Section 2.5 of the EM&A Manual, odour panel tests and H₂S measurement are required to be conducted for one year after commission of the expanded and upgraded Sai Wai STW.

2.2 Monitoring Parameters

- 2.2.1 15-min Hydrogen Sulphide (H₂S) concentration (in parts per million) was measured at the site boundary, nearby air sensitive receivers and the exhaust of deodourisation units. Meteorological conditions including temperature, wind speed, wind direction and relative humidity was measured at the time of the monitoring.
- 2.2.2 Since no correlation between H₂S concentration and odour units was established in the first set of odour monitoring, no subsequent odour units monitoring would be conducted in the air quality monitoring as requested in Section 2.5.1.34 of the EM&A manual.
- 2.2.3 Apart from odour monitoring, regular odour patrolling in the vicinity of the STW was also conducted in a monthly interval during the operational phase to ensure that prompt action would be taken whenever any excessive odour emissions area detected.

2.3 Monitoring Frequency

- 2.3.1 The monitoring frequency of each odour parameters are listed in the **Table 2.1**.

Table 2.1 Parameter and Frequency of Odour monitoring

Monitoring Parameter	Frequency
H ₂ S Measurement	Quarterly
Odour Patrol	Monthly

2.4 Monitoring Method

H₂S Measurement

- 2.4.1 H₂S concentration were measured by using of two H₂S analyzers, which utilizes a gold film sensor for the detection of H₂S. The H₂S analyzers were controlled by microprocessor and ensuring rapid accurate analyses. The H₂S analyzers were fitted with Data logger, Interface cable and interface software, and Data download and graphics service. The calibration certificates of H₂S analysers are presented in **Appendix B**.
- 2.4.2 Weather condition including wind direction, wind speed, temperature and humidity was recorded during H₂S measurement.

Odour Patrol

- 2.4.3 The odour patrol was a simple judgement by an observer patrolling and sniffing around the facilities to detect any odour. This observer should be free from any respiratory disease and not normally working at the facilities.
- 2.4.4 The observer followed a predetermined route which should normally be going from non-odours to odours area. The observer would patrol slowly along the route and use his olfactory sense to detect any odours. The locations listed in the predetermined route are shown **Figure 2.3**.

2.4.5 The observer brought along a logbook to record the findings. The logbook book was kept in the plant office where it could be inspected when necessary. The findings were included the followings:

- Prevailing weather condition
- Wind directions
- Location where odour spotted
- Possible source of odour
- Perceived intensity of the odour
- Duration of odour

2.5 Monitoring Locations for Impact Monitoring

2.5.1 H₂S measurements was undertaken at the proposed monitoring locations, the proposed monitoring locations were determined by the ET Leader and agreed with ER and EPD as the request of the Section 2.5.1.25 and 2.5.1.26 of the EM&A Manual. The monitoring locations are presented in **Table 2.2** and shown in **Figure 2.1** and **Figure 2.2**.

Table 2.2 Proposed Monitoring Locations for Odour Sampling and H₂S Measurement

Identification of Monitoring Location	Description
ASR1a	晉榮貨櫃服務有限公司
ASR2b	永康貨櫃服務有限公司
Site Boundary, SB1 ^{*1}	Site boundary
OD1 ^{*2}	Downwind of the exhaust point of deodourisation units
OD2 ^{*2}	

^{*1} According to Sections 2.5.1.25 of the EM&A Manual, the H₂S measurement shall be undertaken at the site boundary downwind of the exhaust point of the deodourisation unit and the covered odour source. **Figure 2.2** shown the locations of the site boundary downwind of the exhaust point of the deodourisation unit.

^{*2} According to Sections 2.5.1.26 of the EM&A Manual, H₂S measurement shall be conducted at the exhaust point of the deodorization unit (OD1&2). Considered the situation of the COVID-19, the ET Leader proposed to conduct only the H₂S measurement at OD1&2. The proposal for this change was approved by the EPD.

2.6 Action and Limit Levels

2.6.1 The Action and Limit Levels established from the baseline monitoring are shown in the **Table 2.3** and **Appendix J**.

Table 2.3 Action and Limit Level for Oduor Monitoring

Location of Monitoring	Parameters	Action Level	Limit Level
SB1	H ₂ S concentration, ppm	0.0109	0.0109
ASR1		0.0100	0.0100
ASR2		0.0157	0.0157
OD1	H ₂ S concentration in ppb/ppm, flow rate of exhaust in m ³ /s and temperature of exhaust (°C)	AL = LL/2 = 139 µg/s of H ₂ S	LL = 277 µg/s of H ₂ S
OD2			

2.7 Event and Action Plan

2.7.1 The Event and Action Plan for the operational phase odour monitoring was annexed in **Appendix K**.

2.8 Results and Observation

H₂S Measurement

- 2.8.1 The H₂S measurement at the proposed locations was carried out on 10 March 2022 at 09:00 to 11 March 2022 at 08:00. Measurements of H₂S were conducted in parallel (within a 3-hour period) at the sources and receivers. A total of eight sets of data were obtained from samples collected over different periods of a 24-hour cycle day.
- 2.8.2 The H₂S measurement results for site boundary/ ASR and deodourisation unit are summarized in **Table 2.4** and **Table 2.5**. Detailed H₂S measurement results are presented in **Appendix C**.

Table 2.4 Summary of Odour Monitoring Results for Site boundary / ASRs

Round	Date	Location	Averaged H ₂ S Concentration, ppm	Action Level, ppm	Limit Level, ppm
Round 1 to 8	10 and 11 March 2022	SB1	0.0060	0.0109	0.0109
		ASR1a	0.0061	0.0100	0.0100
		ASR1b	0.0059	0.0157	0.0157

Table 2.5 Summary of Odour Monitoring Results for Exhaust of Deodourisation Unit

Round	Date	Location	Averaged H ₂ S Concentration ppm	Expressed as µg/s	Action Level µg/s	Limit Level µg/s
Round 1 to 8	10 and 11 March 2022	OD1	0.0026	44.7	139	277
		OD2	0.0051	54.7		

- 2.8.3 No exceedance of Action and Limit Levels was recorded in the reporting month.
- 2.8.4 During the sampling period, meteorological data including humidity, wind speed and temperature was recorded, and wind direction was obtained from the Hong Kong Observatory's Lau Fu Shan Weather Station and presented in **Appendix D**.

Odour Patrol

- 2.8.5 The odour patrol was carried out on 10 March 2022 during at 09:50 and 15:30. The observer was patrolling and sniffing around the facilities to detect the any odour, as required by the EM&A Manual.
- 2.8.6 The weather condition, wind direction and results for odour patrol at each monitoring location are provided in **Appendix E**.
- 2.8.7 During the odour patrol, the odour intensity were recorded from 0(not detectable) to 1(slight). The source and duration of odour recorded during odour patrol can be referred to **Appendix E**.

3 WATER QUALITY MONITORING

Marine Water Quality Monitoring

3.1 Monitoring Requirements

- 3.1.1 In accordance with Section 4.5.1.12 of the EM&A Manual, operational phase marine water quality monitoring is suggested three months after the commissioning of the expanded and upgraded San Wai STW.
- 3.1.2 Marine water samples and in situ measurement should be collected from all the sampling stations on 8 occasions at intervals of approximately 3 months during the operational phase of the Project. On each occasion, marine water samples should be collected every 2 hours for a 12-hour duration. When significant change in the marine water quality are detected, the monitoring frequency should be increase as necessary until the cause for the change is identified.

3.2 Monitoring Equipment

- 3.2.1 Equipment used in the marine water quality monitoring programme is summarized in **Table 3.1**.

Table 3.1 Marine Water Quality Monitoring Equipment

Monitoring Equipment	Equipment Model
Multifunctional Meter (measurement of Dissolved Oxygen, pH, temperature, salinity and turbidity)	YSI 6820 V2
Water Depth	Lowrance x-4
Positioning Equipment	Garmin GPS72H

3.3 Monitoring Parameter, Frequency and Duration

- 3.3.1 **Table 3.2** summarises the monitoring parameters, frequency and duration of marine water quality monitoring, as request in Section 4.5.1.13 of the EM&A manual.

Table 3.2 Marine Water Quality Monitoring Parameters, Frequency and Duration

Monitoring Stations	Parameters, unit	Frequency	Duration
W1 to W8	In-situ Measurement: <ul style="list-style-type: none"> • Temperature, °C • Salinity, ppt • DO, mg/L • DO Saturation, % • Turbidity, NTU Laboratory Analysis: <ul style="list-style-type: none"> • SS, mg/L • TIN, mg/L • Unionised ammonia, mg/L • BOD₅,mg/L • <i>E. coli</i>, cfu/100mL • Cadmium, Copper, Nickel, Lead, Chromium, Mercury and Zinc, µg/L • PCBs, µg/L • PAHs, µg/L 	8 occasions at intervals of approximately 3 months during the operation phase of the upgraded and expanded San Wai STW.	On each occasion, marine water samples will be collected every 2 hours for a 12-hour duration.

3.4 Monitoring Locations

- 3.4.1 Marine water quality monitoring was undertaken at the proposed monitoring stations set out in the Section 4.5.1.6 of EM&A Manual. The proposed marine water quality stations were presented in **Table 3.3** and shown in **Figure 3.1**.

Table 3.3 Proposed Marine Water Quality Monitoring Stations

Station	Easting	Northing
W1	808231	827494
W2	807469	828888
W3	807221	823737
W4	806309	829988
W5	809062	824638
W6	807066	825034
W7	805592	828162
W8	805412	829400

3.5 Monitoring Methodology

3.5.1 Operating/Analytical Procedures

- Digital Differential Global Positioning System (DGPS) was used to ensure that the correct location was selected prior to sample collection.
- Portable, battery-operated echo sounder was used for the determination of water depth at each designated monitoring station.
- All in-situ measurements were taken at 3 water depths, 1 m below water surface, mid-depth and 1 m above seabed, except where the water depth was less than 6 m, in which case the mid-depth station was omitted. Should the water depth be less than 3 m, only the mid-depth station was monitored.
- During the marine water quality measurement, a portable multifunctional meter will be used for measurement of pH, dissolved oxygen, water temperature, turbidity and salinity.
- Spare parts of equipment will be maintained for necessary replacement.
- Water samples were collected using the water sampler at the monitoring stations and the samples were stored in high-density polythene bottles and then packed in cool-boxes (cooled at 4oC without being frozen) for carrying out the laboratory analysis. The analysis will be commenced in a HOKLAS accredited laboratory, WELLAB LIMITED. (HOKLAS Registration No. 083) within 24 hours after collection of the samples.
- The laboratory analysis reports for marine water quality monitoring are attached in **Appendix G**.

3.5.2 Maintenance and Calibration

- Before each round of monitoring, the dissolved oxygen probe of YSI 6820 V2 was calibrated by the wet bulb method. A zero check in distilled water was performed with the turbidity probe of YSI 6820 V2 once per monitoring day.
- The monitoring instruments were checked, calibrated and certified by a laboratory accredited under HOKLAS before use and subsequently re-calibrated at 3-monthly intervals throughout all stages of the water quality monitoring. The calibration record for each monitoring instrument used in the water quality monitoring process is annexed in **Appendix B**.

3.6 Monitoring Result for Marine Water Quality Monitoring

3.6.1 The marine water quality monitoring was conducted on 11 March 2022 in the reporting month. The summary of monitoring results and criteria of Water Quality Objectives (WQOs) are summarized in **Table 3.4**. Detail of marine water quality monitoring result is annexed in **Appendix F**.

Table 3.4 Summary of Monitoring Results and criteria of WQOs

Parameter	Average		Minimum		Maximum		Water Quality Objectives (in marine waters)
	Result	Baseline	Result	Baseline	Result	Baseline	
Temp. (°C)	19.0	24.1	18.1	18.8	20.8	29.9	Change due to waste discharge < 2 °C
Salinity (ppt)	28.6	25.5	25.8	4.3	31.1	33.1	Change due to waste discharge < 10% of natural ambient level
pH	8.30	7.95	8.16	7.64	8.35	8.38	6.5 – 8.5 and change due to waste discharge < 0.2
DO Depth Average (mg/L)	8.63	6.46	7.93	2.96	8.99	10.14	Depth averaged: > 4 mg/L for 90% samples
Turbidity (NTU)	1.7	7.9	1.4	2.3	2.2	31.9	Not available
SS (mg/L)	6.4	7.6	3.0	<2.5	28.0	29.0	< 30% increase in the natural ambient level
Cadmium (µg/L)	<0.5	0.5	<0.5	<0.5	<0.5	4.2	Not available
Copper (µg/L)	4.3	6.0	2.0	1.0	12.0	119.0	Not available
Nickel (µg/L)	2.0	1.9	1.0	<1.0	5.0	36.0	Not available
Lead (µg/L)	1.0	1.8	<1.0	<1.0	1.0	166.0	Not available
Mercury (µg/L)	<0.5	0.6	<0.5	<0.5	<0.5	44.0	Not available
Chromium (µg/L)	1.0	1.3	<1.0	<1.0	1.0	50.0	Not available
Zinc (µg/L)	21.7	25.8	5.0	3.0	323.0	871.0	Not available
TIN (mg/L)	0.74	1.20	0.63	0.27	0.96	2.51	< 0.5 mg/L (annual mean depth average)
NH3-N (mg/L)	0.09	0.04	0.04	0.01	0.23	0.31	Not available
BOD ₅ (mg/L)	<2.0	2.6	<2.0	<2.0	<2.0	7.0	Not available
<i>E. coli</i> (cfu/100mL)	36.4	60.3	7.0	<1.0	77.0	980.0	< 610 per 100mL (annual geometric mean)
PAHs (µg/L)	<0.1	<0.1	<0.1	<0.1	<0.1	<0.1	Not available
PCBs (µg/L)	<0.02	<0.02	<0.02	<0.02	<0.02	<0.02	Not available

3.6.2 The weather condition during the monitoring was fine. Sea conditions for the majority of monitoring days was moderate. No major water pollution source and no marine construction activities in the vicinity of the stations, which might affect the results was observed during the marine water quality monitoring.

3.6.3 The marine water quality monitoring result was complied with the water quality objectives, no non-compliance was recorded in the reporting month.

Effluent Quality Monitoring

3.7 Monitoring Requirement

3.7.1 In accordance with Section 4.6.1.1 of the EM&A Manual, in order to ensure the effectiveness of the proposed treatment process, effluent quality monitoring is recommended.

3.8 Monitoring Parameter

3.8.1 As recommended by the EM&A Manual, the effluent quality monitoring was included the follows parameters:

- pH
- BOD (mg/L)
- SS (mg/L)
- TIN (µg/L)
- NH₃-N (mg/L)
- E. coli (cfu/100mL)
- Cadmium (µg/L)
- Copper (µg/L)
- Nickel (µg/L)
- Lead (µg/L)
- Mercury (µg/L)
- Chromium (µg/L)
- PCBs (µg/L)
- PAHs (µg/L)

3.9 Monitoring Location

3.9.1 Effluent quality monitoring was carried out at the effluent outlet of the San Wai STW as shown in **Figure 3.2**.

3.10 Monitoring Result for Effluent Quality Monitoring

3.10.1 The effluent monitoring results during the reporting month is summarized in **Table 3.5**. The laboratory analysis reports for the effluent quality monitoring is presented in **Appendix H**.

Table 3.5 Monitoring Result of Effluent Quality Monitoring

Parameter	Result	Limitation on Discharge	
		Percentile Standard	Upper Limit
pH	7.2	Not available	
BOD ₅ (mg/L)	44	180	360
SS (mg/L)	29	120	240
TIN (µg/L)	25	Not available	
NH ₃ -N (mg/L)	25	Not available	
E. coli (cfu/100mL) (Grab sample)	1,500	300,000	20,000 [#]
Cadmium (µg/L)	<0.5	Not available	
Copper (µg/L)	7	Not available	
Nickel (µg/L)	10	Not available	
Lead (µg/L)	<1	Not available	
Mercury (µg/L)	0.5	Not available	
Chromium (µg/L)	2	Not available	
PCBs (µg/L)	<0.2	Not available	
PAHs (µg/L)	<0.1	Not available	

[#]: The upper limit is in monthly geometric mean.

3.10.2 No non-compliance of effluent quality was recorded in the reporting month.

4 TOXICITY TEST

4.1 Monitoring Requirement

- 4.1.1 In accordance with Section 4.6.1.2 of the EM&A Manual, toxicity testing shall be carried out on 8 occasions at intervals of approximately 3 months during the operational phase of the Project for two marine species. One of the two marine species shall be selected from local environment. The representative species that will be chosen for testing and technical details of the testing method should be agreed and approved by the EPD prior to the operation of the sewage treatment works. The testing method for the EPD approval was submitted on 22 April 2021.

4.2 Monitoring methodology

- 4.2.1 The methodology of the toxicity testing is summarized in the **Table 4.1**.

Table 4.1 Methodology for Toxicity Testing

Types of Respective Species	Diatom (Skeletonema costatum)	Barnacle larvae (Balanus Amphitrite)
Toxicity Testing	Chronic Toxicity	Acute Toxicity
Time requirement	7 days	48 hours
Toxicity testing methods	NOEC in 7-day diatom growth inhibition test	LC50 in 48-hr barnacle larvae survival test
Target Levels Proposed in Method Statement	≥0.51%	≥7.10%

4.3 Testing result

- 4.3.1 The NOEC in 7-day diatom growth inhibition test for Diatom was 2.4%.
- 4.3.2 The LC50 in 48-hr barnacle larvae survival test for Barnacle larvae was 25.9%
- 4.3.3 The NOEC and LC50 monitoring results were complied with the target levels proposed in the method statement, no non-compliance was recorded in the reporting month.
- 4.3.4 The result of toxicity testing is annexed in **Appendix I**.

5 LANDSCAPE AND VISUAL AUDITING

5.1 Monitoring Requirement

- 5.1.1 In accordance with Section 6.4 of the EM&A Manual, a competent landscape architect should be employed by the Contractor for the implementation of landscape construction works and subsequent maintenance operations during the 12 months establishment period. The establishment works should be undertaken throughout the Contractor's first year maintenance period which will be within the first operational year of the Project.
- 5.1.2 All measures undertaken by the both Contractor and the Landscape Contractor during the first year of the operational phase should be audited by a Landscape Architect, as a member of the ET, on a regular basis to ensure compliance with the intended aims of the measures. Site inspections should be undertaken at least once every two months during the operational phase.

5.2 Result and Recommendations

- 5.2.1 No landscape and visual auditing was conducted in the reporting month. The next landscape and visual auditing is scheduled in April 2022 tentatively.

6 WASTE MANAGEMENT FOR SLUDGE

- 6.1.1 All dewatered sludge from the operation stage of the Project has been transported to the Sludge Treatment Facility (STF) for disposal, in accordance with the admission tickets obtained from VW-VES(HK) Ltd, the contractor of EPD operating the STF.

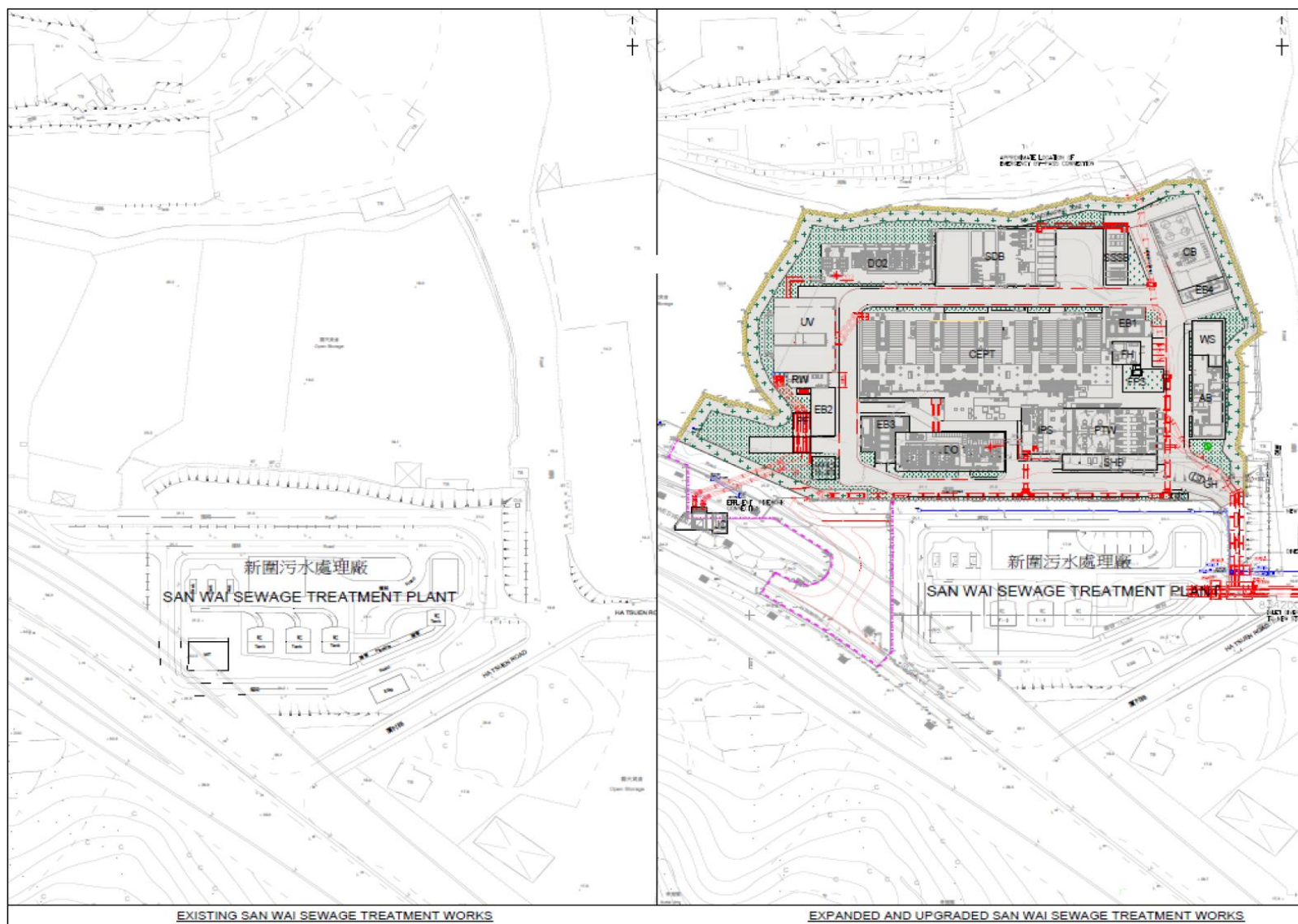
7 ENVIRONMENTAL COMPLAINT, NOTIFICATION OF SUMMONS AND SUCCESSFUL PROSECUTION

- 7.1.1 No environmental complaint, notification of summons and successful prosecution was received in the reporting month.

8 CONCLUSIONS

- 8.1.1 No Action and Limit Levels exceedance of H₂S measurement was recorded in the reporting month.
- 8.1.2 Odour intensity were recorded from 0 to 1 during odour patrolling in the reporting month.
- 8.1.3 No non-compliance of marine water monitoring was recorded in the reporting month.
- 8.1.4 No non-compliance of effluent monitoring was recorded in the reporting month.
- 8.1.5 Toxicity testing results were complied with the target levels in reporting month.
- 8.1.6 No landscape and visual auditing was conducted in the reporting month.
- 8.1.7 No environmental complaint, notification of summons and successful prosecution was received in the reporting month.

FIGURES



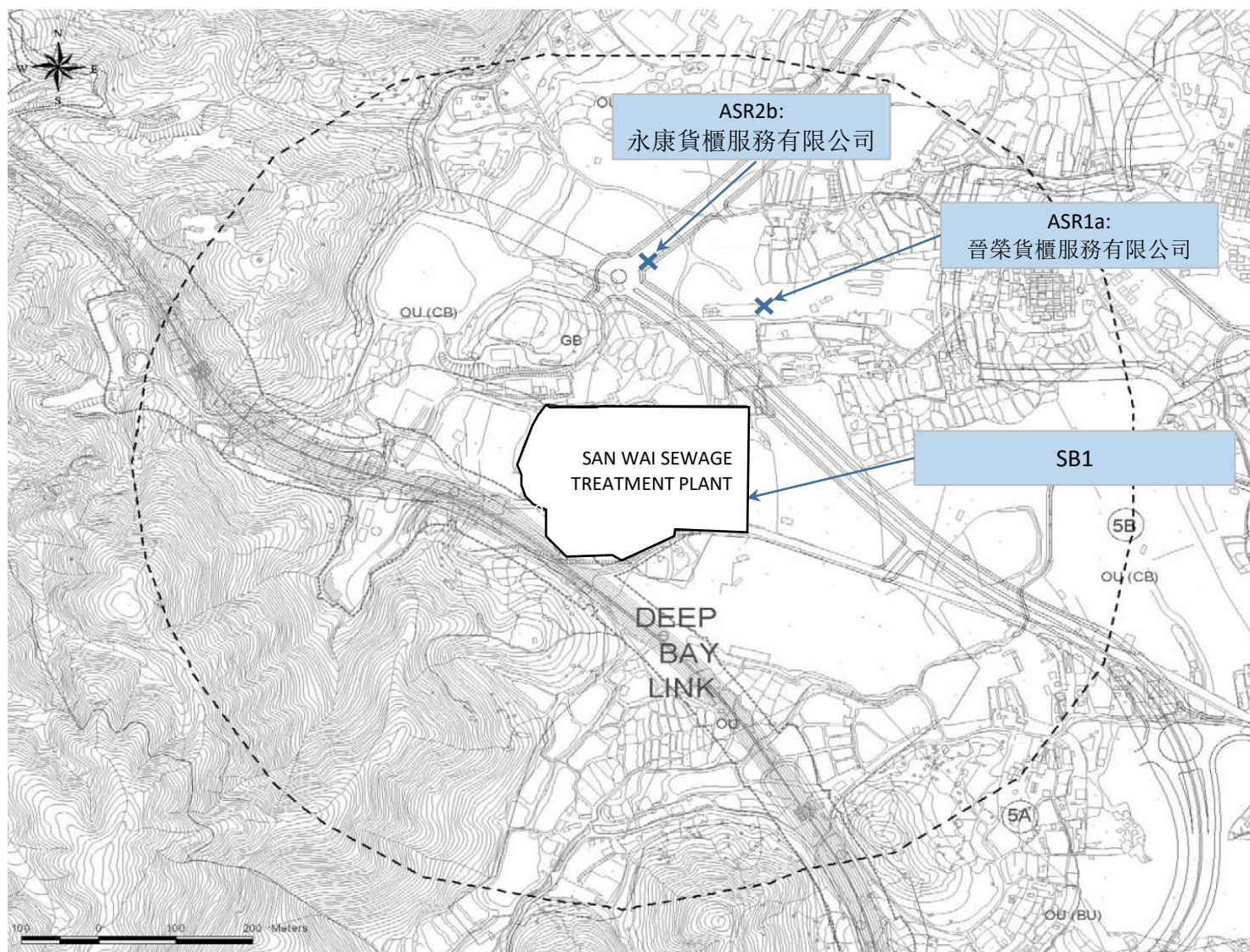
Contract No. DC/2013/10: Design, Build and Operate
 San Wai Sewage Treatment Works –
 Operational Phase Monitoring

Site Layout Plan

AECOM

Date: July 2021

Figure 1.1



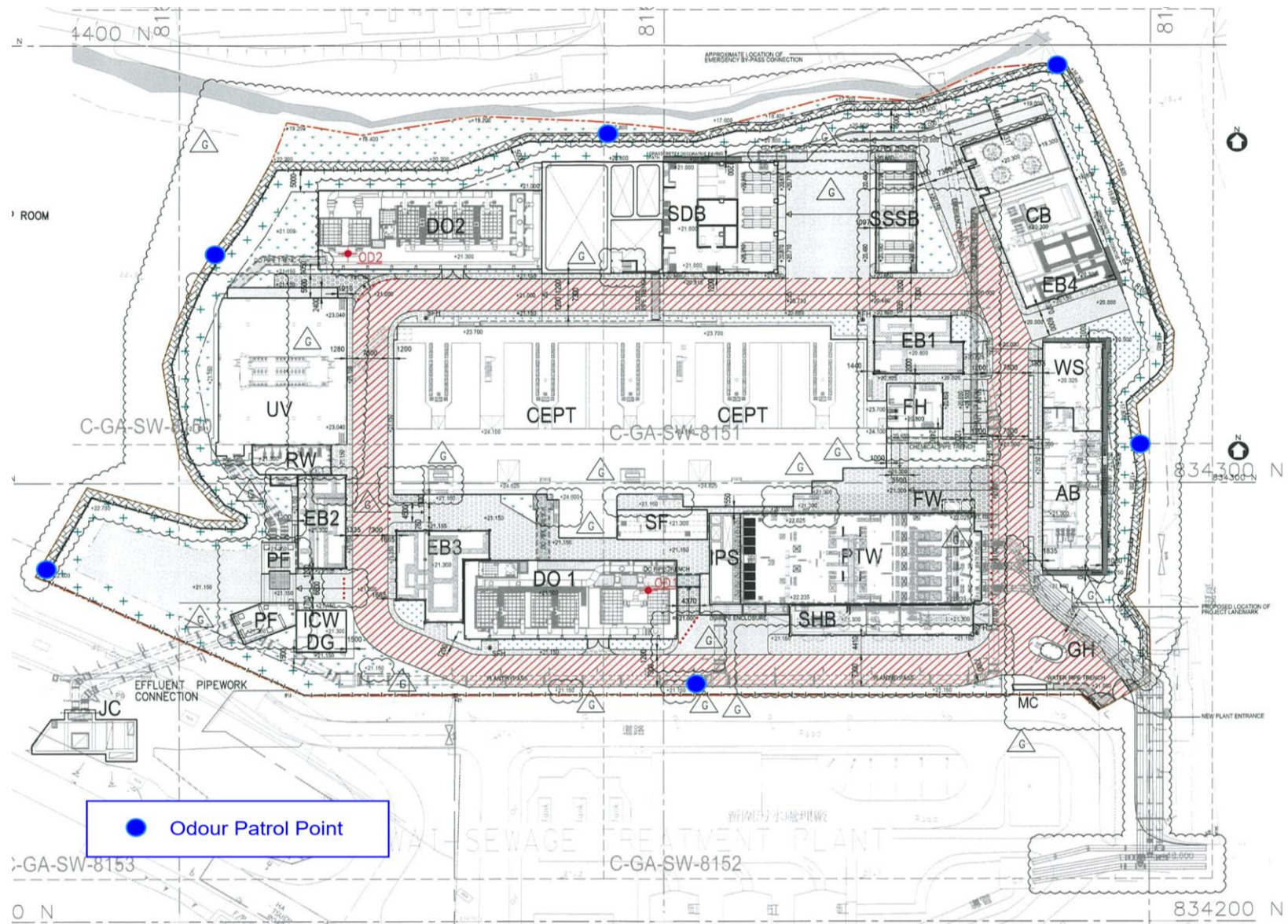
Contract No. DC/2013/10: Design, Build and Operate
 San Wai Sewage Treatment Works –
 Operational Phase Monitoring

Locations of Odour Monitoring Stations

AECOM

Date: July 2021

Figure 2.1



Contract No. DC/2013/10: Design, Build and Operate
 San Wai Sewage Treatment Works –
 Operational Phase Monitoring

Locations of Odour Patrol Point

Date: July 2021

AECOM

Figure 2.3



Contract No. DC/2013/10: Design, Build and Operate
San Wai Sewage Treatment Works –
Operational Phase Monitoring

Locations of Marine Water Quality Monitoring Stations

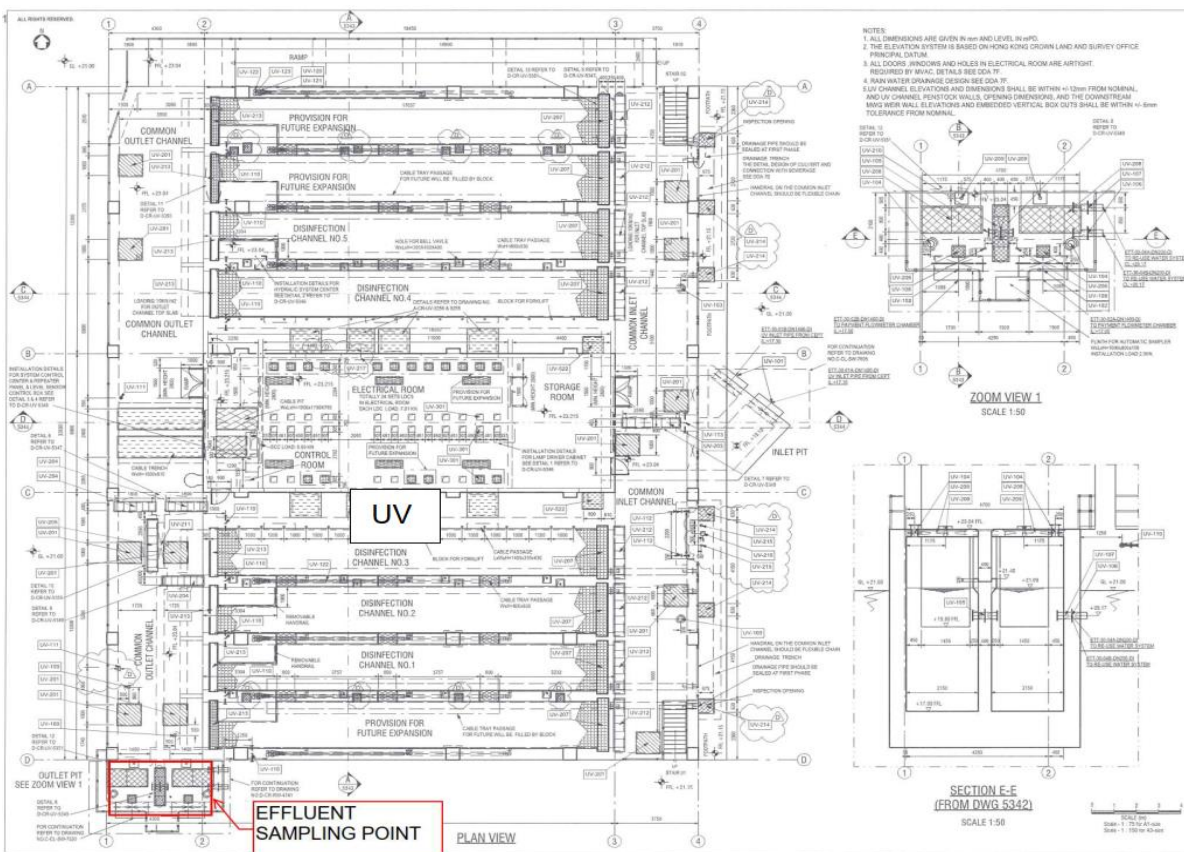
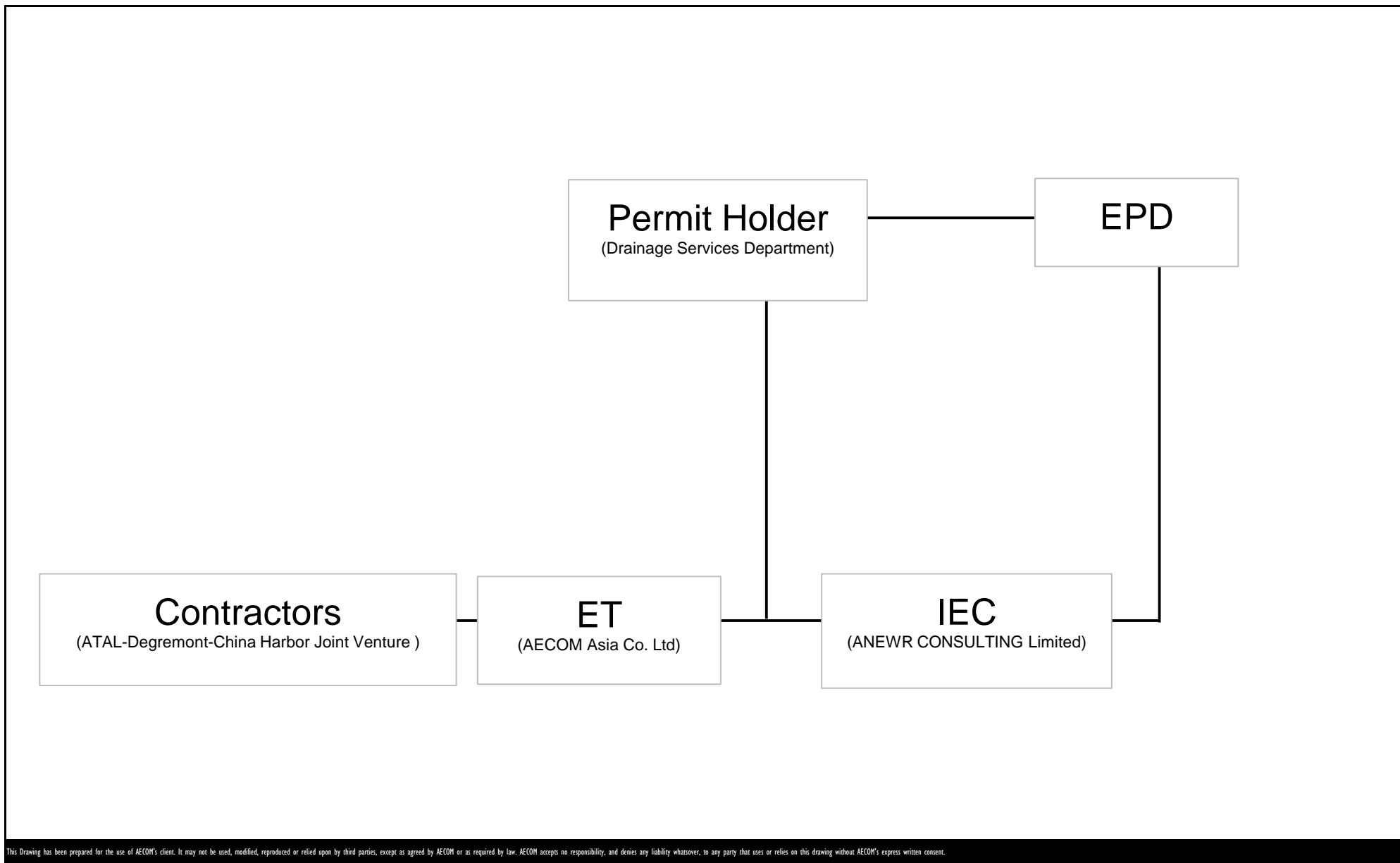


Figure 3.2

**APPENDIX A
PROJECT ORGANIZATION STRUCTURE**



This Drawing has been prepared for the use of AECOM's client. It may not be used, modified, reproduced or relied upon by third parties, except as agreed by AECOM or as required by law. AECOM accepts no responsibility, and denies any liability whatsoever, to any party that uses or relies on this drawing without AECOM's express written consent.

Contract No. DC/2013/10
Design, Build and Operate San Wai
Sewage Treatment Works

Project Organization Structure

AECOM

Date: January 2022

Appendix A

**APPENDIX B
CALIBRATION CERTIFICATES OF
MONITORING EQUIPMENT**



Cal Lab Limited 校正實驗室有限公司

Room 2103, Technology Plaza, 29-35 Sha Tsui Road,
Tsuen Wan, NT, Hong Kong

Tel: +852 25680106 Email: info@callab.com.hk

Fax: +852 30116194 Website: www.callab.com.hk



Calibration Certificate No.: CC0042110

Customer Information

Customer: AECOM Asia Company Limited

Address: 8/F, Tower 2, Grand Central Plaza, 138 Shatin Rural Committee Road, Shatin, N.T. HK

Equipment Identification

Equipment Description	Manufacturer	Model No.	Serial No.	Assigned equipment No.
Hydrogen Sulfide Analyzer	ARIZONA INSTRUMENT LLC	Jerome® 631X	1911	N/A

Certificate Information

Date of Receipt:	8 October 2021	Calibration Condition:	24.3°C, 51%RH, 1000hPa
Date of Calibration:	11 October 2021	Adjustment:	N/A
Due Date of Calibration:	-	Appearance:	Good
Calibration Procedure:	BS EN 60079-29-2:2015	Remark:	N/A

Reference Equipment Identification

Equipment Description	Model	Serial No.	Expiration Date
Formaldehyde	PGM-6208	M01C022401	23 October 2021

Result of Calibration

Indication

Gas	Reference Setting (ppm)	Measured Reading (ppm)	Error (%)	Uncertainty (%FS)	Technical Requirement	Technical Reference Doc.
Hydrogen Sulfide	0.0	0.00	N/A	N/A	N/A	N/A
Hydrogen Sulfide	0.2	0.21	5.0	6.6	± 5 ppm	JJG695-2003
Hydrogen Sulfide	0.5	0.51	2.0	6.6	± 5 ppm	JJG695-2003
Hydrogen Sulfide	1.0	1.02	2.0	6.6	± 5 ppm	JJG695-2003

Repeatability

Gas	Reference Setting (ppm)	RSD (%)	Technical Requirement	Technical Reference Doc.
Hydrogen Sulfide	1.0	1.0	≤ 2.0 %	JJG695-2003

Response Time

Gas	Reference Setting (ppm)	Response Time (s)	Technical Requirement	Technical Reference Doc.
Hydrogen Sulfide	1.0	27	≤ 30 s	JJG695-2003

CT-GAS-01

Note1: The estimated expanded uncertainties have been calculated in "Evaluation and expression of uncertainty in measurement" and give an internal estimated to have a level of confidence of 95%. A coverage factor of 2 is assumed unless explicitly stated.

Note2: The standard (s) and instrument used in the calibration are traceable to national or international recognized standard and are calibrated on a schedule to maintain the accuracy and good condition.

Note3: The result reported in this certificate refer to the condition of the instrument on the date of calibration and carry no implication regarding the long term stability of the instrument.

Note4: The result shows in this calibration certificate relate only to the item calibrated, and the result only applies to the calibration item as received.

Calibrated By:

Warren Yeung

Checked and Approved By:

WM Ling

Company Chop:



Certificate Issue Date: 12 October 2021

CT-BEG-03

*** End of Certificate ***

1. The certificate shall not be reproduced except in full, without written approval of Cal Lab Calibration
2. The certificate is issued subject to the latest Terms and Conditions, available at our web site

CC0042110
Page 1 of 1



Cal Lab Limited 校正實驗室有限公司

Room 2103, Technology Plaza, 29-35 Sha Tsui Road,

Tsuen Wan, NT, Hong Kong

Tel: +852 25680106 Email: info@callab.com.hk

Fax: +852 30116194 Website: www.callab.com.hk



Calibration Certificate No.: CC0052110

Customer Information

Customer: AECOM Asia Company Limited

Address: 8/F, Tower 2, Grand Central Plaza, 138 Shatin Rural Committee Road, Shatin, N.T. HK

Equipment Identification

Equipment Description	Manufacturer	Model No.	Serial No.	Assigned equipment No.
Hydrogen Sulfide Analyzer	ARIZONA INSTRUMENT LLC	Jerome® 631X	1914	N/A

Certificate Information

Date of Receipt:	8 October 2021	Calibration Condition:	24.3°C, 51%RH, 1000hPa
Date of Calibration:	11 October 2021	Adjustment:	N/A
Due Date of Calibration:	-	Appearance:	Good
Calibration Procedure:	BS EN 60079-29-2:2015	Remark:	N/A

Reference Equipment Identification

Equipment Description	Model	Serial No.	Expiration Date
Formaldehyde	PGM-6208	M01C022401	23 October 2021

Result of Calibration

Indication

Gas	Reference Setting (ppm)	Measured Reading (ppm)	Error (%)	Uncertainty (%FS)	Technical Requirement	Technical Reference Doc.
Hydrogen Sulfide	0.0	0.00	N/A	N/A	N/A	N/A
Hydrogen Sulfide	0.2	0.24	20.0	6.6	± 5 ppm	JJG695-2003
Hydrogen Sulfide	0.5	0.55	10.0	6.6	± 5 ppm	JJG695-2003
Hydrogen Sulfide	1.0	1.08	8.0	6.6	± 5 ppm	JJG695-2003

Repeatability

Gas	Reference Setting (ppm)	RSD (%)	Technical Requirement	Technical Reference Doc.
Hydrogen Sulfide	1.0	1.4	≤ 2.0 %	JJG695-2003

Response Time

Gas	Reference Setting (ppm)	Response Time (s)	Technical Requirement	Technical Reference Doc.
Hydrogen Sulfide	1.0	27	≤ 30 s	JJG695-2003

CT-GAS-01

Note1: The estimated expanded uncertainties have been calculated in "Evaluation and expression of uncertainty in measurement" and give an internal estimated to have a level of confidence of 95%. A coverage factor of 2 is assumed unless explicitly stated.

Note2: The standard (s) and instrument used in the calibration are traceable to national or international recognized standard and are calibrated on a schedule to maintain the accuracy and good condition.

Note3: The result reported in this certificate refer to the condition of the instrument on the date of calibration and carry no implication regarding the long term stability of the instrument.

Note4: The result shows in this calibration certificate relate only to the item calibrated, and the result only applies to the calibration item as received.

Calibrated By:

Warren Yeung

Checked and Approved By:

WM Ling

Company Chop:



Certificate Issue Date: 12 October 2021

CT-BEG-03

*** End of Certificate ***

1. The certificate shall not be reproduced except in full, without written approval of Cal Lab Calibration
2. The certificate is issued subject to the latest Terms and Conditions, available at our web site

CC0052110
Page 1 of 1



REPORT OF EQUIPMENT PERFORMANCE CHECK/CALIBRATION

CONTACT: MR WS CHAN
CLIENT: AECOM ASIA COMPANY LIMITED
ADDRESS: 1501-10, 15/F, TOWER 1,
GRAND CENTRAL PLAZA,
138 SHATIN RURAL COMMITTEE ROAD,
SHATIN, NEW TERRITORIES, HONG KONG

WORK ORDER: HK2200232
SUB- BATCH: 0
LABORATORY: HONG KONG
DATE RECEIVED: 04-Jan-2022
DATE OF ISSUE: 07-Jan-2022

SPECIFIC COMMENTS

Equipment information (Brand name, Model No., Serial No. and Equipment No.) is provided by client. The performance of the equipment stated in this report is checked with independent reference material and results compared against a calibrated secondary source. The "Tolerance Limit" quoted is the acceptance criteria applicable for similar equipment used by the laboratory or quoted from relevant international standards. The "Next Calibration Date" is recommended according to best practice principle as practised by the laboratory or quoted from relevant international standards. The validity of equipment/ meter performance only applies to the result(s) stated in the report.

Equipment Type: Multifunctional Meter
Service Nature: Performance Check
Scope: Conductivity, Dissolved Oxygen, pH Value, Turbidity, Salinity and Temperature
Brand Name/ Model No.: [YSI]/ [6820 V2]
Serial No./ Equipment No.: [12A101545]/ [W.026.35]
Date of Calibration: 04-January-2022

GENERAL COMMENTS

This is the Final Report and supersedes any previous report(s) with this reference.

Ms. Lin Wai Yu, Iris
Assistant Manager - Inorganics

This report may not be reproduced except with prior written approval from ALS Technichem (HK) Pty Ltd.

REPORT OF EQUIPMENT PERFORMANCE CHECK/CALIBRATION



WORK ORDER: HK2200232
SUB- BATCH: 0
DATE OF ISSUE: 07-Jan-2022
CLIENT: AECOM ASIA COMPANY LIMITED

Equipment Type: Multifunctional Meter
Brand Name/ Model No.: [YSI]/ [6820 V2]
Serial No./ Equipment No.: [12A101545]/ [W.026.35]
Date of Calibration: 04-January-2022

Date of Next Calibration: 04-April-2022

PARAMETERS:

Conductivity

Method Ref: APHA (21st edition), 2510B

Expected Reading ($\mu\text{S}/\text{cm}$)	Displayed Reading ($\mu\text{S}/\text{cm}$)	Tolerance (%)
146.9	161	+9.6
6667	6807	+2.1
12890	12978	+0.7
58670	58964	+0.5
	Tolerance Limit (%)	± 10.0

Dissolved Oxygen

Method Ref: APHA (21st edition), 4500O: G

Expected Reading (mg/L)	Displayed Reading (mg/L)	Tolerance (mg/L)
3.28	3.34	+0.06
5.56	5.74	+0.18
7.80	7.88	+0.08
	Tolerance Limit (mg/L)	± 0.20

pH Value

Method Ref: APHA (21st edition), 4500H: B

Expected Reading (pH unit)	Displayed Reading (pH unit)	Tolerance (pH unit)
4.0	4.05	+0.05
7.0	7.01	+0.01
10.0	9.94	-0.06
	Tolerance Limit (pH unit)	± 0.20

Remark: "Displayed Reading" presents the figures shown on item under calibration / checking regardless of equipment precision or significant figures.

Ms. Lin Wai Yu, Iris
Assistant Manager - Inorganic

REPORT OF EQUIPMENT PERFORMANCE CHECK/CALIBRATION



WORK ORDER: HK2200232
SUB- BATCH: 0
DATE OF ISSUE: 07-Jan-2022
CLIENT: AECOM ASIA COMPANY LIMITED

Equipment Type: Multifunctional Meter
Brand Name/ Model No.: [YSI]/ [6820 V2]
Serial No.: [12A101545]/ [W.026.35]
Equipment No.:
Date of Calibration: 04-January-2022

Date of Next Calibration: 04-April-2022

PARAMETERS:

Turbidity

Method Ref: APHA (21st edition), 2130B

Expected Reading (NTU)	Displayed Reading (NTU)	Tolerance (%)
0	0.1	--
4	3.8	-5.0
10	9.8	-2.0
20	19.7	-1.5
50	50.8	+1.6
100	98.0	-2.0
Tolerance Limit (%)		±10.0

Salinity

Method Ref: APHA (21st edition), 2520B

Expected Reading (ppt)	Displayed Reading (ppt)	Tolerance (%)
0	0.00	--
10	9.95	-0.5
20	19.95	-0.3
30	31.02	+3.4
Tolerance Limit (%)		±10.0

Remark: "Displayed Reading" presents the figures shown on item under calibration / checking regardless of equipment precision or significant figures.

Ms. Lin Wai Yu, Iris
Assistant Manager - Inorganic

REPORT OF EQUIPMENT PERFORMANCE CHECK/CALIBRATION



WORK ORDER: HK2200232
SUB- BATCH: 0
DATE OF ISSUE: 07-Jan-2022
CLIENT: AECOM ASIA COMPANY LIMITED

Equipment Type: Multifunctional Meter
Brand Name/
Model No.: [YSI]/ [6820 V2]
Serial No./
Equipment No.: [12A101545]/ [W.026.35]
Date of Calibration: 04-January-2022

Date of Next Calibration: 04-April-2022

PARAMETERS:

Temperature

Method Ref: Section 6 of International Accreditation New Zealand Technical
Guide No. 3 Second edition March 2008: Working Thermometer Calibration Procedure.

Expected Reading (°C)	Displayed Reading (°C)	Tolerance (°C)
10.5	10.23	-0.3
20.0	19.98	-0.0
40.5	40.31	-0.2
Tolerance Limit (°C)		±2.0

Remark: "Displayed Reading" presents the figures shown on item under calibration / checking regardless of equipment precision or significant figures.

Ms. Lin Wai Yu, Iris
Assistant Manager - Inorganic

**APPENDIX C
MONITORING RESULT FOR
H₂S MEASUREMENT**

Appendix C - Odour Monitoring Results for Site boundary and ASRs

Round	Location	Date	Time Period	Measurement Time	Temperature, °C	Wind Speed, m/s	Wind Direction	Relative Humidity, %	H ₂ S Concentration						
									Measruement, ppm						
									1st	2nd	3rd	4th	5th	Average	Overall Average
1	SB1	10-Mar-22	09:00 to 12:00	10:01	21.7	0.27	E	50.0	0.006	0.005	0.006	0.006	0.006	0.006	0.0060
2		10-Mar-22	12:00 to 15:00	12:45	25.0	0.30	SW	51.2	0.007	0.007	0.008	0.008	0.008	0.008	
3		10-Mar-22	15:00 to 18:00	15:45	25.5	0.76	W	48.0	0.009	0.009	0.008	0.009	0.007	0.008	
4		10-Mar-22	18:00 to 21:00	18:45	24.5	0.55	E	49.1	0.008	0.008	0.007	0.007	0.007	0.007	
5		10-Mar-22	21:00 to 00:00	21:45	23.6	0.74	E	51.1	0.006	0.006	0.006	0.005	0.005	0.006	
6		11-Mar-22	00:00 to 03:00	00:45	21.1	0.57	E	57.2	0.005	0.004	0.004	0.004	0.004	0.004	
7		11-Mar-22	03:00 to 06:00	03:45	17.9	0.41	SE	60.4	0.005	0.005	0.003	0.004	0.004	0.004	
8		11-Mar-22	06:00 to 09:00	06:45	18.2	0.36	SE	61.2	0.005	0.005	0.005	0.004	0.005	0.005	
1	ASR1a	10-Mar-22	09:00 to 12:00	09:25	27.1	0.49	SE	46.8	0.005	0.005	0.004	0.004	0.004	0.004	0.0061
2		10-Mar-22	12:00 to 15:00	12:20	24.2	0.39	SW	49.6	0.007	0.007	0.007	0.008	0.008	0.007	
3		10-Mar-22	15:00 to 18:00	15:20	27.4	0.65	W	47.3	0.008	0.008	0.007	0.007	0.007	0.007	
4		10-Mar-22	18:00 to 21:00	18:20	24.7	0.50	E	49.3	0.007	0.007	0.006	0.006	0.006	0.006	
5		10-Mar-22	21:00 to 00:00	21:20	22.7	0.29	E	51.9	0.006	0.005	0.006	0.005	0.006	0.006	
6		11-Mar-22	00:00 to 03:00	00:20	19.0	0.15	E	56.5	0.006	0.005	0.006	0.005	0.005	0.005	
7		11-Mar-22	03:00 to 06:00	03:20	17.6	0.22	SE	61.1	0.005	0.006	0.006	0.006	0.006	0.006	
8		11-Mar-22	06:00 to 09:00	06:20	17.9	0.36	SE	62.2	0.006	0.006	0.007	0.006	0.006	0.006	
1	ASR1b	10-Mar-22	09:00 to 12:00	09:05	25.6	0.67	SE	49.3	0.007	0.007	0.006	0.008	0.008	0.007	0.0059
2		10-Mar-22	12:00 to 15:00	12:00	23.0	0.34	SW	50.3	0.008	0.008	0.008	0.008	0.008	0.008	
3		10-Mar-22	15:00 to 18:00	15:00	26.8	0.74	W	47.6	0.007	0.007	0.007	0.007	0.007	0.007	
4		10-Mar-22	18:00 to 21:00	18:00	25.0	2.49	E	47.4	0.007	0.006	0.006	0.006	0.006	0.006	
5		10-Mar-22	21:00 to 00:00	21:00	23.1	0.66	E	52.6	0.006	0.005	0.005	0.005	0.005	0.005	
6		11-Mar-22	00:00 to 03:00	00:00	19.3	0.22	E	56.3	0.005	0.005	0.005	0.005	0.005	0.005	
7		11-Mar-22	03:00 to 06:00	03:00	17.5	0.20	SE	61.3	0.003	0.005	0.005	0.004	0.004	0.004	
8		11-Mar-22	06:00 to 09:00	06:00	17.7	0.22	SE	62.0	0.004	0.004	0.004	0.005	0.005	0.004	

Appendix C - Odour Monitoring Results for Exhaust of Deodourisation Unit

Round	Location	Date	Time Period	Measurement Time	Temperature, °C	Average Temperature, °C	Wind Speed, m/s	Average of Wind Speed, m/s	Wind Direction	Relative Humidity, %	H ₂ S Concentration							Expressed as µg/s
											Measruement, ppm						Overall Average	
											1st	2nd	3rd	4th	5th	Average		
1	OD1	10-Mar-22	09:00 to 12:00	10:29	25.0	21.5	18.00	17.21	E	62.5	0.002	0.002	0.002	0.002	0.002	0.002	0.0026	44.7
2		10-Mar-22	12:00 to 15:00	13:00	23.2		18.09		SW	53.7	0.002	0.002	0.002	0.003	0.002	0.002		
3		10-Mar-22	15:00 to 18:00	16:06	25.0		16.29		N	56.0	0.003	0.002	0.002	0.002	0.002	0.002		
4		10-Mar-22	18:00 to 21:00	19:05	21.5		17.07		E	94.4	0.002	0.003	0.003	0.002	0.002	0.002		
5		10-Mar-22	21:00 to 00:00	22:05	20.4		17.22		E	62.4	0.004	0.003	0.003	0.003	0.003	0.003		
6		11-Mar-22	00:00 to 03:00	01:05	19.6		17.01		E	69.6	0.003	0.004	0.004	0.002	0.002	0.003		
7		11-Mar-22	03:00 to 06:00	04:05	18.5		16.89		SE	59.5	0.003	0.002	0.003	0.003	0.002	0.003		
8		11-Mar-22	06:00 to 09:00	07:05	18.8		17.12		SE	68.8	0.004	0.003	0.004	0.003	0.003	0.003		
1	OD2	10-Mar-22	09:00 to 12:00	10:49	25.3	21.2	11.43	10.84	E	58.3	0.004	0.005	0.004	0.004	0.005	0.004	0.0051	54.7
2		10-Mar-22	12:00 to 15:00	13:19	22.9		10.98		SW	63.1	0.003	0.003	0.003	0.004	0.004	0.003		
3		10-Mar-22	15:00 to 18:00	16:26	26.0		10.34		N	51.7	0.004	0.005	0.005	0.006	0.005	0.005		
4		10-Mar-22	18:00 to 21:00	19:25	22.6		10.51		E	67.6	0.009	0.009	0.009	0.010	0.010	0.009		
5		10-Mar-22	21:00 to 00:00	22:25	19.0		10.27		E	61.7	0.007	0.007	0.007	0.008	0.007	0.007		
6		11-Mar-22	00:00 to 03:00	01:25	18.1		10.64		E	71.6	0.006	0.005	0.005	0.006	0.005	0.005		
7		11-Mar-22	03:00 to 06:00	04:25	17.6		11.40		SE	66.6	0.003	0.003	0.002	0.002	0.003	0.003		
8		11-Mar-22	06:00 to 09:00	07:25	18.2		11.13		SE	68.1	0.003	0.004	0.003	0.003	0.004	0.003		

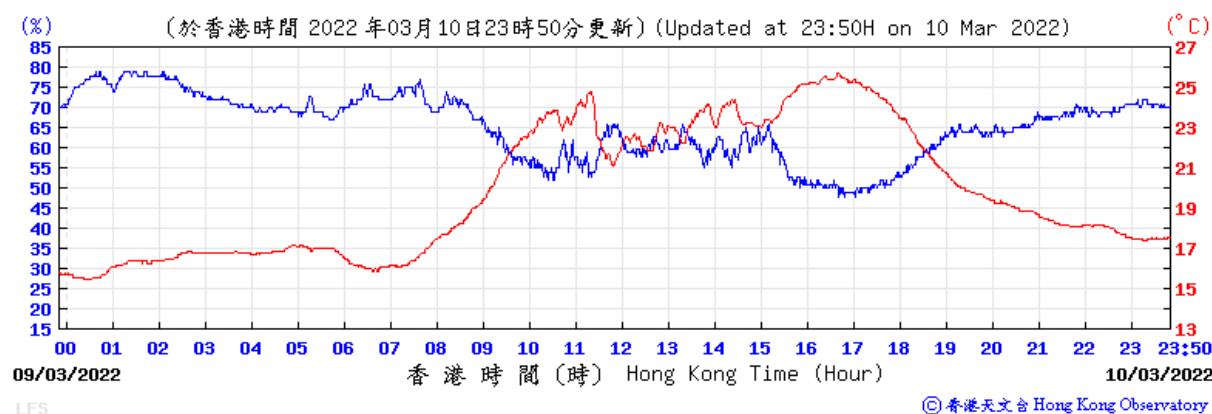
APPENDIX D
WEATHER INFORMATION

Appendix D

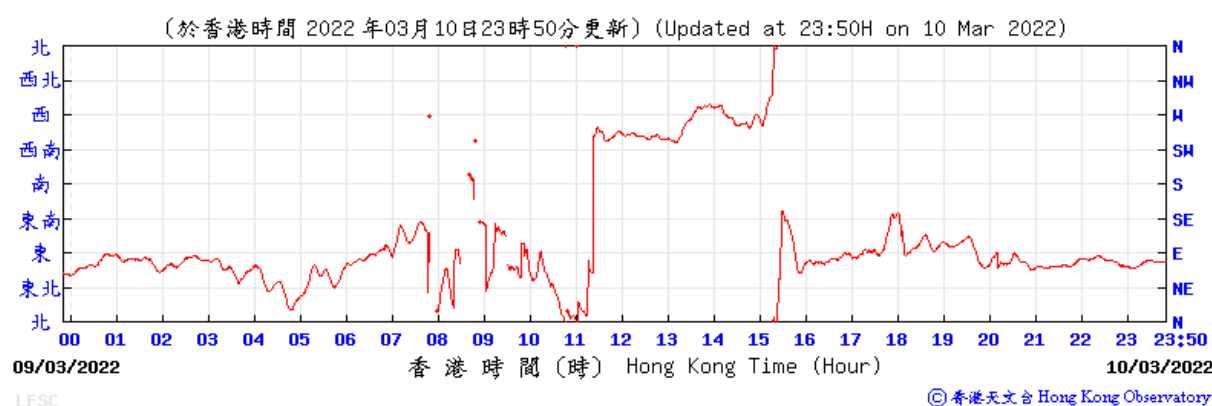
Extracted meteorological data from the Hong Kong Observatory's Lau Fu Shan Weather Station

10 March 2022

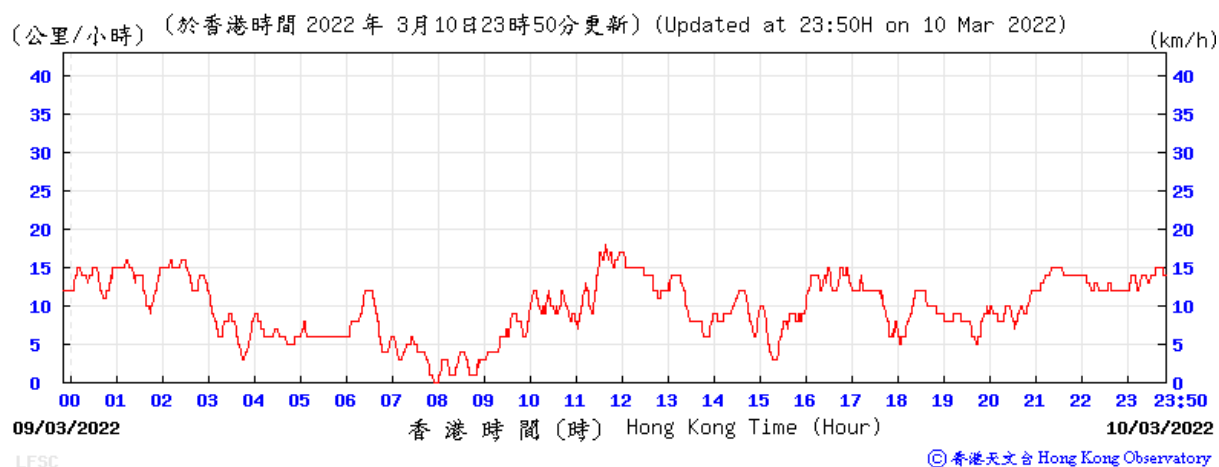
Humidity & Temperature



Wind Direction

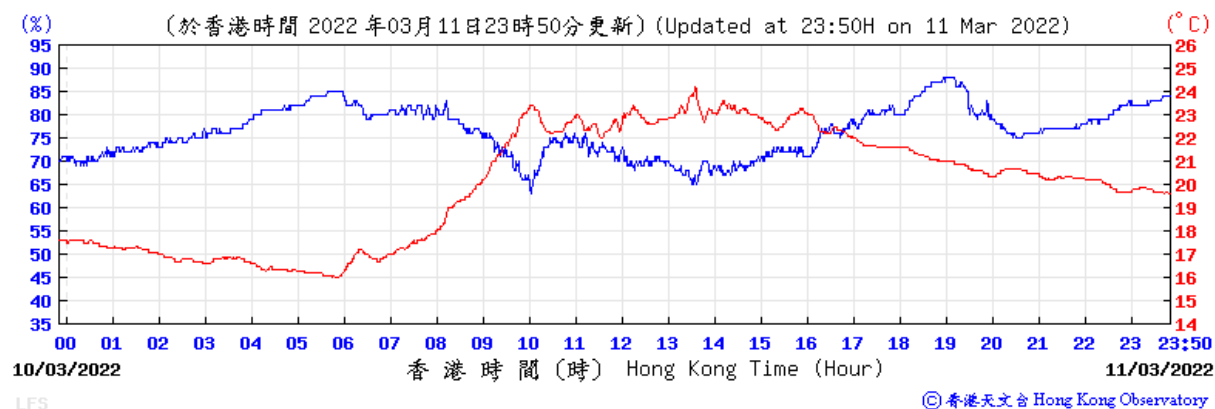


Wind Speed

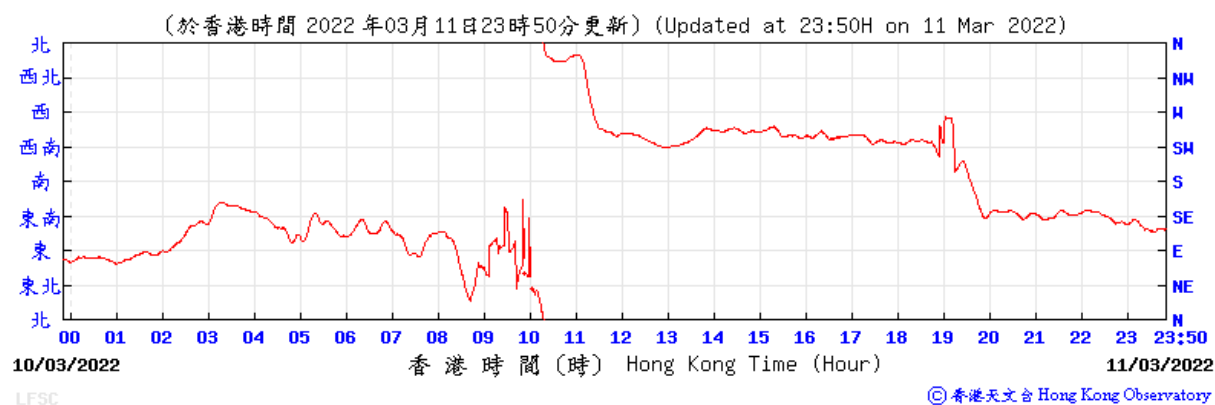


11 March 2022

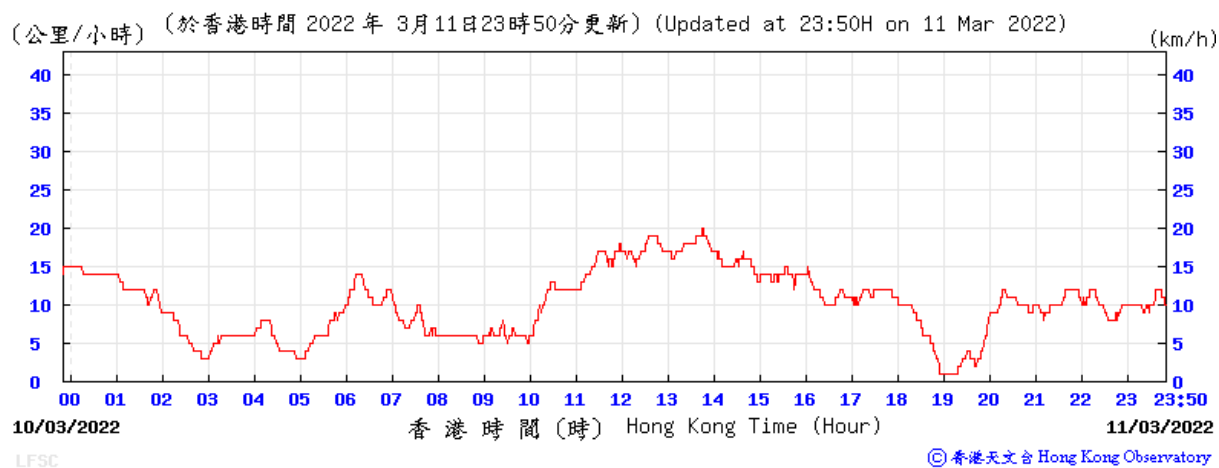
Humidity & Temperature



Wind Direction



Wind Speed



APPENDIX E
LOGSHEET OF ODOUR PATROL

Contract No. DC/2013/10

Design, Build and Operate San Wai Sewage Treatment Works

Monthly Odour Patrol Record Log Sheet (Operational Phase)

Date: 10 March 2022

Temperature: 25.0°C

Checkpoint ID	Time	Weather Condition	Wind Direction	Odour Intensity	Odour Characteristics	Possible Odour Source	Direction from Source	Duration of Odour
1	09:50	Sunny	E	0	N/A	N/A	N/A	N/A
2	09:53	Sunny	E	1	Vehicle exhaust	Traffic Road	Down-wind	Intermittent
3	09:56	Sunny	E	0	N/A	N/A	N/A	N/A
4	10:00	Sunny	E	1	Biogas	Ultra-violet irradiation disinfection system	Down-wind	Intermittent
5	10:19	Sunny	E	0	N/A	N/A	N/A	N/A
6	10:22	Sunny	E	0	N/A	N/A	N/A	N/A

Remark for Odour Intensity:-

- | | |
|-------------------|--|
| 0: Not detectable | (No odour perceived or an odour so weak that it cannot be easily characterised or described) |
| 1: Slight | (Slight identifiable odour) |
| 2: Moderate | (Moderate identifiable odour) |
| 3: Strong | (Strong identifiable odour) |
| 4: Extreme | (Extreme severe odour) |

Contract No. DC/2013/10

Design, Build and Operate San Wai Sewage Treatment Works

Monthly Odour Patrol Record Log Sheet (Operational Phase)

Date: 10 March 2022

Temperature: 25.0°C

Checkpoint ID	Time	Weather Condition	Wind Direction	Odour Intensity	Odour Characteristics	Possible Odour Source	Direction from Source	Duration of Odour
1	15:30	Sunny	N	0	N/A	N/A	N/A	N/A
2	15:34	Sunny	N	0	N/A	N/A	N/A	N/A
3	15:38	Sunny	N	0	N/A	N/A	N/A	N/A
4	15:41	Sunny	N	1	Biogas	Ultra-violet irradiation disinfection system	Down-wind	Intermittent
5	15:45	Sunny	N	0	N/A	N/A	N/A	N/A
6	15:50	Sunny	N	0	N/A	N/A	N/A	N/A

Remark for Odour Intensity:-

- | | |
|-------------------|--|
| 0: Not detectable | (No odour perceived or an odour so weak that it cannot be easily characterised or described) |
| 1: Slight | (Slight identifiable odour) |
| 2: Moderate | (Moderate identifiable odour) |
| 3: Strong | (Strong identifiable odour) |
| 4: Extreme | (Extreme severe odour) |

**APPENDIX F
MARINE WATER QUALITY
MONITORING RESULTS**

Operational Phase Marine Water Quality Monitoring Results on 11 March 2022

Round	Location	Weather Condition	Sea Condition*	Sampling Time	Water Depth (m)	Sampling Depth (m)	Temperature (°C)		pH	Salinity (ppt)		DO Saturation (%)		Dissolved Oxygen (mg/L)		Turbidity (NTU)		Suspended Solids (mg/L)		Cadmium (µg/L)	Copper (µg/L)	Nickel (µg/L)	Lead (µg/L)	Mercury (µg/L)	Chromium (µg/L)	Zinc (µg/L)	Total Inorganic Nitrogen, TN (mg/L)	Ammonia-Nitrogen, NH ₃ -N (mg/L)	Biochemical Oxygen Demand, BOD ₅ (mg/L)	E. coli (cfu/100 mL)	PAHs (µg/L)	PCBs (µg/L)						
							Value			Value		Value		Value		Value		Value															Value		Value		Value	
							Value	Average		Value	Average	Value	Average	Value	Average	Value	Average	Value	Average														Value	Average	Value	Average	Value	Average
R1	W1	Fine	Moderate	4:47	14.1	Surface	1.0	20.0	8.34	8.3	26.2	28.7	104.1	101.2	8.1	7.9	1.6	1.7	4	3.7	<0.5	6	2	<1	<0.5	<1	8	0.76	0.09	<2	21	<0.1	<0.02					
						Middle	7.1	18.6	8.23	8.3	29.3	28.7	100.3	100.3	7.9	7.9	1.6	1.6	4	3.7	<0.5	4	2	<1	<0.5	<1	49	0.76	0.08	<2	17	<0.1	<0.02					
						Bottom	13.1	18.1	8.21	8.3	30.6	28.7	99.1	100.3	7.9	7.9	1.8	1.8	4	3.7	<0.5	4	2	<1	<0.5	<1	13	0.69	0.07	<2	24	<0.1	<0.02					
R2	W1	Fine	Moderate	6:46	14.2	Surface	1.0	20.2	8.35	8.3	26.3	28.7	109.7	108.0	8.5	8.4	1.5	1.5	4	5.0	<0.5	4	2	<1	<0.5	<1	22	0.72	0.06	<2	10	<0.1	<0.02					
						Middle	7.1	18.5	8.25	8.3	29.6	28.7	107.5	108.0	8.4	8.4	1.5	1.5	4	5.0	<0.5	4	2	<1	<0.5	<1	28	0.68	0.06	<2	15	<0.1	<0.02					
						Bottom	13.2	18.4	8.26	8.3	30.2	28.7	106.7	108.0	8.4	8.4	1.5	1.5	6	5.0	<0.5	4	2	<1	<0.5	<1	58	0.73	0.07	<2	11	<0.1	<0.02					
R3	W1	Fine	Moderate	8:48	13.9	Surface	1.0	20.1	8.32	8.3	26.5	28.8	107.3	107.1	8.4	8.4	1.8	1.8	7	11.3	<0.5	10	4	<1	<0.5	<1	133	0.71	0.11	<2	22	<0.1	<0.02					
						Middle	7.0	18.6	8.24	8.3	29.4	28.8	107.2	107.1	8.4	8.4	1.8	1.8	4	11.3	<0.5	4	1	<1	<0.5	<1	22	0.71	0.07	<2	25	<0.1	<0.02					
						Bottom	12.9	18.3	8.24	8.3	30.4	28.8	106.7	107.1	8.3	8.3	1.8	1.8	8	11.3	<0.5	4	1	<1	<0.5	<1	9	0.77	0.12	<2	18	<0.1	<0.02					
R4	W1	Fine	Moderate	10:46	14.1	Surface	1.0	19.2	8.34	8.3	27.4	29.2	109.0	107.8	8.6	8.5	1.6	1.7	9	5.7	<0.5	4	2	<1	<0.5	<1	9	0.68	0.05	<2	51	<0.1	<0.02					
						Middle	7.1	18.6	8.30	8.3	29.3	29.2	107.6	107.8	8.5	8.5	1.7	1.7	5	5.7	<0.5	4	2	<1	<0.5	<1	8	0.66	0.07	<2	51	<0.1	<0.02					
						Bottom	13.1	18.2	8.24	8.3	30.7	29.2	106.7	107.8	8.4	8.4	1.7	1.7	3	5.7	<0.5	6	5	<1	<0.5	<1	51	0.69	0.12	<2	57	<0.1	<0.02					
R5	W1	Fine	Moderate	12:47	14.0	Surface	1.0	19.9	8.34	8.3	26.6	28.9	110.5	109.2	8.6	8.5	1.8	1.9	6	5.7	<0.5	4	2	<1	<0.5	<1	6	0.76	0.10	<2	43	<0.1	<0.02					
						Middle	7.0	18.6	8.29	8.3	29.4	28.9	109.1	109.2	8.6	8.5	1.8	1.9	6	5.7	<0.5	4	1	<1	<0.5	<1	6	0.79	0.11	<2	43	<0.1	<0.02					
						Bottom	13.0	18.3	8.25	8.3	30.6	28.9	107.9	109.2	8.5	8.5	1.9	1.9	5	5.7	<0.5	4	2	<1	<0.5	<1	12	0.76	0.06	<2	48	<0.1	<0.02					
R6	W1	Fine	Moderate	14:48	14.0	Surface	1.0	20.5	8.35	8.3	26.2	28.7	112.9	111.0	8.7	8.7	1.7	1.7	6	6.0	<0.5	4	3	<1	<0.5	<1	7	0.83	0.13	<2	30	<0.1	<0.02					
						Middle	7.0	18.5	8.27	8.3	29.7	28.7	110.8	111.0	8.7	8.7	1.7	1.7	5	6.0	<0.5	4	2	<1	<0.5	<1	12	0.82	0.14	<2	42	<0.1	<0.02					
						Bottom	13.0	18.4	8.25	8.3	30.4	28.7	109.2	111.0	8.6	8.6	1.8	1.7	7	6.0	<0.5	4	5	<1	<0.5	<1	323	0.78	0.12	<2	26	<0.1	<0.02					
R1	W2	Fine	Moderate	5:00	16.0	Surface	1.0	19.1	8.32	8.3	27.2	29.1	106.4	105.9	8.4	8.3	1.6	1.7	4	4.0	<0.5	4	2	<1	<0.5	<1	15	0.68	0.06	<2	14	<0.1	<0.02					
						Middle	8.0	18.4	8.24	8.3	29.9	29.1	106.1	105.9	8.3	8.3	1.8	1.7	3	4.0	<0.5	4	2	<1	<0.5	<1	7	0.69	0.07	<2	15	<0.1	<0.02					
						Bottom	15.0	18.3	8.24	8.3	30.2	29.1	105.2	105.9	8.3	8.3	1.8	1.8	5	4.0	<0.5	4	2	<1	<0.5	<1	7	0.71	0.09	<2	20	<0.1	<0.02					
R2	W2	Fine	Moderate	6:59	16.0	Surface	1.0	20.2	8.33	8.3	26.3	29.0	106.8	105.8	8.3	8.3	1.8	1.8	7	6.0	<0.5	5	2	<1	<0.5	<1	10	0.67	0.05	<2	10	<0.1	<0.02					
						Middle	8.0	18.6	8.24	8.3	29.7	29.0	106.0	105.8	8.3	8.3	1.8	1.8	7	6.0	<0.5	4	2	<1	<0.5	<1	9	0.64	0.07	<2	15	<0.1	<0.02					
						Bottom	15.0	18.1	8.23	8.3	31.0	29.0	104.5	105.8	8.2	8.2	1.8	1.8	6	6.0	<0.5	4	2	<1	<0.5	<1	9	0.68	0.04	<2	14	<0.1	<0.02					
R3	W2	Fine	Moderate	9:00	16.2	Surface	1.0	19.9	8.33	8.3	26.7	28.9	108.1	107.0	8.5	8.4	1.5	1.6	7	7.0	<0.5	4	2	<1	<0.5	<1	8	0.74	0.11	<2	24	<0.1	<0.02					
						Middle	8.1	18.7	8.23	8.3	29.4	28.9	107.0	107.0	8.3	8.4	1.6	1.6	5	7.0	<0.5	12	2	<1	<0.5	<1	65	0.76	0.11	<2	37	<0.1	<0.02					
						Bottom	15.2	18.3	8.24	8.3	30.6	28.9	105.9	107.0	8.3	8.4	1.6	1.6	9	7.0	<0.5	4	1	<1	<0.5	<1	7	0.71	0.08	<2	39	<0.1	<0.02					
R4	W2	Fine	Moderate	10:59	16.1	Surface	1.0	19.1	8.33	8.3	27.3	28.9	110.5	109.0	8.7	8.6	1.5	1.5	3	3.0	<0.5	4	3	<1	<0.5	<1	10	0.64	0.07	<2	48	<0.1	<0.02					
						Middle	8.1	18.7	8.24	8.3	29.5	28.8	109.1	109.0	8.6	8.6	1.5	1.5	3	3.0	<0.5	4	2	<1	<0.5	<1	9	0.70	0.11	<2	44	<0.1	<0.02					
						Bottom	15.1	18.6	8.27	8.3	29.7	28.8	109.4	109.0	8.4	8.4	1.5	1.5	3	3.0	<0.5	4	2	<1	<0.5	<1	7	0.66	0.06	<2	31	<0.1	<0.02					
R5	W2	Fine	Moderate	13:00	16.2	Surface	1.0	19.8	8.33	8.3	27.0	28.9	110.6	111.1	8.7	8.6	1.9	2.0	7	7.0	<0.5	5	2	<1	<0.5	<1	9	0.77	0.06	<2	42	<0.1	<0.02					
						Middle	8.1	18.6	8.27	8.3	29.5	28.9	111.1	110.2	8.7	8.6	2.1	2.0	10	8.3	<0.5	4	2	<1	<0.5	<1	7	0.74	0.11	<2	40	<0.1	<0.02					
						Bottom	15.2	18.4	8.26	8.3	30.2	28.9	109.0	111.1	8.6	8.6	2.1	2.0	8	8.3	<0.5	4	1	<1	<0.5	<1	6	0.68	0.06	<2	48	<0.1	<0.02					
R6	W2	Fine	Moderate	14:59	16.1	Surface	1.0	20.6	8.35	8.3	26.1	28.8	113.8	111.7	8.8	8.7	1.5	1.6	5	6.0	<0.5	4	2	<1	<0.5	<1	15	0.76	0.12	<2	37	<0.1	<0.02					
						Middle	8.1	18.6	8.29	8.3	29.5	28.8	111.8	111.7	8.7	8.7	1.6	1.6	6	6.0	<0.5	4	3	<1	<0.5	<1	116	0.75	0.07	<2	61	<0.1	<0.02					
						Bottom	15.1	18.3	8.26	8.3	30.8	28.8	109.5	111.7	8.6	8.6	1.6	1.6	7	6.0	<0.5	4	2	<1	<0.5	<1	6	0.81	0.13	<2	63	<0.1	<0.02					
R1	W3	Fine	Moderate	6:12	8.1	Surface	1.0	19.0	8.31	8.3	27.8	29.1	109.9	108.6	8.6	8.6	1.8	1.8	3	4.3	<0.5	4	2	<1	<0.5	<1	33	0.78	0.06	<2	29	<0.1	<0.02					
						Middle	4.1	18.7	8.18	8.27	8.3	29.1	28.8	108.8	109.1	8.6	8.6	1.8	1.8	3	4.3	<0.5	4	2	<1	<0.5	<1	7	0.72	0.06	<2	29	<0.1	<0.02				
						Bottom	7.1	18.7	8.26	8.26	29.4	28.6	108.6	8.5	1.8	4	<0.5	4	2	<1	<0.5	<1	18	0.73	0.06	<2	24	<0.1	<0.02									
R2	W3	Fine	Moderate	8:11	8.0	Surface	1.0	20.2	8.34	8.3	26.4	28.9	115.2	113.2	8.9	8.8	1.8	1.8	11	9.3	<0.5	5	2	<1	<0.5	<1	16	0.67	0.05	<2	15	<0.1	<0.02					
						Middle	4.0	19.3	8.32	8.3	28.3	27.9	112.2	113.2	8.8	8.8	1.8	1.8	7	9.3	<0.5	4	2	<1	<0.5	<1	11	0.68	0.07	<2	16	<0.1	<0.02					
						Bottom	7.0	18.7	8.28	8.3	29.7	28.9	112.1	113.2	8.8	8.8	1.8	1.8	10	9.3	<0.5	4	2	<1	<0.5	<1	37	0.71	0.08	<2	15	<0.1	<0.02					
R3	W3	Fine	Moderate	10:12	7.9	Surface	1.0	20.3	8.35	8.3	26.4	28.9	115.2	113.2	8.9	8.9	1.8	1.8	8	11.1	<0.5	9	2	<1	<0.5	<1	14	0.67	0.04	<2	15	<0.1	<0.02					
						Middle	4.0	18.6	8.33	8.3	29.0	28.2	112.3	113.2	8.8	8.9	1.6	1.6	4	5.0	<0.5	3	2	<1	<0.5	<1	73	0.75	0.12	<2	15	<0.1	<0.02					
						Bottom	6.9	18.6	8.33	8.33	29.2	28.2	112.2	8.8	1.6	3	<0.5	4	1	<1	<0.5	<1	11	0.74	0.12	<2	22	<0.1	<0.02									
R4	W3	Fine	Moderate	12:12	8.3	Surface	1.0	19.1	8.33	8.3	28.0	28.8	112.4	111.7	8.8	8.8	1.5	1.																				

Operational Phase Marine Water Quality Monitoring Results on 11 March 2022

Round	Location	Weather Condition	Sea Condition*	Sampling Time	Water Depth (m)	Sampling Depth (m)	Temperature (°C)		pH	Salinity (ppt)		DO Saturation (%)		Dissolved Oxygen (mg/L)		Turbidity (NTU)		Suspended Solids (mg/L)		Cadmium (µg/L)	Copper (µg/L)	Nickel (µg/L)	Lead (µg/L)	Mercury (µg/L)	Chromium (µg/L)	Zinc (µg/L)	Total Inorganic Nitrogen, TN (mg/L)	Ammonia Nitrogen, NH ₃ -N (mg/L)	Biochemical Oxygen Demand, BOD ₅ (mg/L)	E. coli (cfu/100 mL)	PAHs (µg/L)	PCBs (µg/L)		
							Value / Average			Value / Average		Value / Average		Value / Average		Value / Average		Value / Average															Value / Average	
							Value	Average		Value	Average	Value	Average	Value	Average	Value	Average	Value	Average														Value	Average
R1	W5	Fine	Moderate	4:33	18.1	Surface 1.0 Middle 3.1 Bottom 17.1	19.6 18.5 18.1	8.28 8.19 8.16	8.2	26.6 29.6 30.6	29.0	104.8 103.0 102.2	8.2 8.1 8.0	1.8 1.8 1.8	1.8 1.8 1.8	3 2.5 2.5	2.7	<0.5 <0.5 <0.5	6 4 4	3 1 2	<1 <0.5 <0.5	<1 <0.5 <1	18 13 82	0.72 0.73 0.71	0.08 0.08 0.07	<2 <2 <2	57 54 46	<0.1 <0.1 <0.1	<0.02 <0.02 <0.02					
R2	W5	Fine	Moderate	6:31	18.2	Surface 1.0 Middle 3.1 Bottom 17.2	19.6 18.5 18.2	8.34 8.25 8.24	8.3	26.8 29.8 30.9	29.2	107.4 106.8 105.0	8.4 8.3 8.2	1.6 1.6 1.6	1.6 1.6 1.6	12 9	9.0	<0.5 <0.5 <0.5	9 5 3	5 2 2	<1 <0.5 <0.5	<1 <0.5 <1	40 49 9	0.67 0.68 0.71	0.05 0.06 0.11	<2 <2 <2	13 10 12	<0.1 <0.1 <0.1	<0.02 <0.02 <0.02					
R3	W5	Fine	Moderate	8:31	18.7	Surface 1.0 Middle 3.1 Bottom 17.7	19.9 18.6 18.4	8.34 8.22 8.25	8.3	26.5 29.7 30.2	28.8	110.0 109.1 106.9	8.6 8.6 8.4	1.6 1.6 1.6	1.6 1.6 1.6	5 4	4.0	<0.5 <0.5 <0.5	5 4 4	3 2 1	<1 <0.5 <0.5	<1 <0.5 <1	29 19 13	0.76 0.66 0.69	0.13 0.07 0.09	<2 <2 <2	70 77 68	<0.1 <0.1 <0.1	<0.02 <0.02 <0.02					
R4	W5	Fine	Moderate	10:31	18.1	Surface 1.0 Middle 3.1 Bottom 17.1	19.9 18.4 18.1	8.33 8.24 8.23	8.3	26.9 29.8 30.8	29.3	108.8 107.9 106.6	8.5 8.4 8.4	1.6 1.8 1.8	1.7 1.6 1.4	3 4	4.3	<0.5 <0.5 <0.5	4 4 4	2 1 1	<1 <0.5 <0.5	<1 <0.5 <1	15 14 15	0.72 0.71 0.76	0.06 0.07 0.10	<2 <2 <2	48 38 37	<0.1 <0.1 <0.1	<0.02 <0.02 <0.02					
R5	W5	Fine	Moderate	12:31	18.1	Surface 1.0 Middle 3.1 Bottom 17.1	20.0 18.5 18.2	8.35 8.23 8.24	8.3	26.5 29.8 30.8	29.0	109.6 109.5 107.0	8.6 8.5 8.5	1.4 1.5 1.5	1.8 1.5 1.1	18 11	11.3	<0.5 <0.5 <0.5	4 4 4	2 1 1	<1 <0.5 <0.5	<1 <0.5 <1	50 9 23	0.80 0.93 0.84	0.11 0.16 0.15	<2 <2 <2	62 66 45	<0.1 <0.1 <0.1	<0.02 <0.02 <0.02					
R6	W5	Fine	Moderate	14:31	18.0	Surface 1.0 Middle 3.1 Bottom 17.0	18.9 18.6 18.5	8.32 8.24 8.26	8.3	28.3 29.7 29.8	29.2	112.5 110.7 110.0	8.8 8.7 8.6	1.5 1.4 1.4	2.5 2.8	2	<2.5	<0.5 <0.5 <0.5	4 4 4	2 1 1	<1 <0.5 <0.5	<1 <0.5 <1	23 21 7	0.84 0.90 0.78	0.15 0.21 0.13	<2 <2 <2	46 40 49	<0.1 <0.1 <0.1	<0.02 <0.02 <0.02					
R1	W6	Fine	Moderate	5:59	8.9	Surface 1.0 Middle 4.5 Bottom 7.9	20.2 18.7 18.7	8.35 8.27 8.26	8.3	26.3 29.1 28.3	28.3	110.9 108.4 107.3	8.6 8.5 8.4	1.5 1.7 1.7	1.6 3	3	4.3	<0.5 <0.5 <0.5	4 4 4	2 2 1	<1 <0.5 <0.5	<1 <0.5 <1	19 17 14	0.71 0.70 0.74	0.06 0.07 0.04	<2 <2 <2	30 36 35	<0.1 <0.1 <0.1	<0.02 <0.02 <0.02					
R2	W6	Fine	Moderate	8:00	9.0	Surface 1.0 Middle 4.5 Bottom 8.0	20.1 18.6 18.7	8.34 8.31 8.29	8.3	26.4 29.0 29.1	28.2	112.7 112.5 111.1	8.8 8.8 8.7	1.4 1.6 1.7	1.6 7.7	10	7.7	<0.5 <0.5 <0.5	4 4 3	1 2 1	<1 <0.5 <0.5	<1 <0.5 <1	9 18 13	0.68 0.67 0.71	0.05 0.06 0.09	<2 <2 <2	14 11 12	<0.1 <0.1 <0.1	<0.02 <0.02 <0.02					
R3	W6	Fine	Moderate	9:59	8.9	Surface 1.0 Middle 4.5 Bottom 7.9	19.1 18.6 18.7	8.34 8.31 8.28	8.3	26.5 29.3 29.3	28.2	112.7 112.5 111.1	8.8 8.8 8.7	1.4 1.5 1.5	1.6 7.7	10	7.7	<0.5 <0.5 <0.5	4 4 3	1 2 1	<1 <0.5 <0.5	<1 <0.5 <1	9 18 13	0.68 0.67 0.71	0.05 0.06 0.09	<2 <2 <2	14 11 12	<0.1 <0.1 <0.1	<0.02 <0.02 <0.02					
R4	W6	Fine	Moderate	11:59	9.0	Surface 1.0 Middle 4.5 Bottom 8.0	19.4 18.6 18.5	8.33 8.30 8.25	8.3	27.4 29.8 29.8	28.8	112.3 110.8 109.4	8.8 8.7 8.6	1.6 1.8 1.8	1.7 5	9.3	17	<0.5 <0.5 <0.5	5 5 4	2 2 2	<1 <0.5 <0.5	<1 <0.5 <1	118 88 15	0.68 0.73 0.78	0.05 0.09 0.11	<2 <2 <2	37 53 52	<0.1 <0.1 <0.1	<0.02 <0.02 <0.02					
R5	W6	Fine	Moderate	14:00	8.8	Surface 1.0 Middle 4.4 Bottom 7.8	20.1 18.6 18.6	8.34 8.32 8.28	8.3	26.5 29.3 29.5	28.3	113.4 113.3 112.1	8.9 8.8 8.8	1.6 1.7 1.8	3	4.3	5	<0.5 <0.5 <0.5	4 4 4	2 2 1	<1 <0.5 <0.5	<1 <0.5 <1	6 8 6	0.77 0.85 0.78	0.13 0.23 0.09	<2 <2 <2	40 34 34	<0.1 <0.1 <0.1	<0.02 <0.02 <0.02					
R6	W6	Fine	Moderate	15:59	8.8	Surface 1.0 Middle 4.4 Bottom 7.8	20.7 18.6 18.7	8.34 8.30 8.30	8.3	26.8 29.2 29.3	28.1	116.7 114.7 113.5	9.1 9.0 8.9	1.5 1.6 1.6	1.6 3	3.2	3	<0.5 <0.5 <0.5	4 4 4	2 2 1	<1 <0.5 <0.5	<1 <0.5 <1	8 11 17	0.85 0.87 0.90	0.11 0.17 0.18	<2 <2 <2	57 43 57	<0.1 <0.1 <0.1	<0.02 <0.02 <0.02					
R1	W7	Fine	Moderate	5:35	6.4	Surface 1.0 Middle 3.2 Bottom 5.4	19.8 18.7 18.7	8.34 8.30 8.29	8.3	26.6 29.2 29.1	28.2	111.8 110.6 109.7	8.7 8.6 8.6	1.7 1.8	1.7	3	4.3	<0.5 <0.5 <0.5	4 4 4	2 2 2	<1 <0.5 <0.5	<1 <0.5 <1	17 17 7	0.69 0.69 0.67	0.07 0.07 0.07	<2 <2 <2	14 19 19	<0.1 <0.1 <0.1	<0.02 <0.02 <0.02					
R2	W7	Fine	Moderate	7:35	6.6	Surface 1.0 Middle 3.3 Bottom 5.6	20.2 18.7 18.7	8.35 8.32 8.32	8.3	26.4 29.8 28.1	28.1	109.2 112.3 111.4	8.9 8.8 8.8	1.6 1.8 1.9	1.8 5	5.7	8	<0.5 <0.5 <0.5	4 3 3	2 2 1	<1 <0.5 <0.5	<1 <0.5 <1	9 8 38	0.71 0.68 0.75	0.06 0.06 0.11	<2 <2 <2	18 21 25	<0.1 <0.1 <0.1	<0.02 <0.02 <0.02					
R3	W7	Fine	Moderate	9:36	6.4	Surface 1.0 Middle 3.2 Bottom 5.4	20.3 18.6 18.7	8.34 8.32 8.33	8.3	26.3 29.1 29.1	28.3	115.1 113.3 112.7	8.9 8.9 8.9	1.6 1.7 1.7	1.7 4	5.3	8	<0.5 <0.5 <0.5	4 4 4	2 2 2	<1 <0.5 <0.5	<1 <0.5 <1	9 11 17	0.71 0.68 0.71	0.06 0.08 0.06	<2 <2 <2	18 44 40	<0.1 <0.1 <0.1	<0.02 <0.02 <0.02					
R4	W7	Fine	Moderate	11:37	6.4	Surface 1.0 Middle 3.2 Bottom 5.4	19.6 18.7 18.7	8.33 8.34 8.34	8.3	27.1 28.8 29.7	28.3	114.4 113.4 113.4	8.9 8.9 8.9	1.7 1.8	1.8	5	5.7	<0.5 <0.5 <0.5	5 4 4	2 2 1	<1 <0.5 <0.5	<1 <0.5 <1	10 9 10	0.70 0.70 0.73	0.06 0.08 0.12	<2 <2 <2	47 65 50	<0.1 <0.1 <0.1	<0.02 <0.02 <0.02					
R5	W7	Fine	Moderate	13:36	6.2	Surface 1.0 Middle 3.1 Bottom 5.2	20.1 18.6 18.6	8.35 8.33 8.31	8.3	26.5 29.3 29.3	28.3	115.2 113.4 112.9	9.0 8.9 8.9	1.6 1.6	1.6	<2.5	3.8	3	<0.5 <0.5 <0.5	6 4 3	2 2 2	<1 <0.5 <0.5	<1 <0.5 <1	28 6 10	0.84 0.83 0.77	0.13 0.12 0.06	<2 <2 <2	50 45 37	<0.1 <0.1 <0.1	<0.02 <0.02 <0.02				
R6	W7	Fine	Moderate	15:36	6.3	Surface 1.0 Middle 3.2 Bottom 5.3	20.7 18.7 18.6	8.34 8.32 8.32	8.3	26.8 29.2 29.2	27.9	117.3 114.4 114.0	9.0 9.0 9.0	1.5 1.4	1.4	3	12.3	<0.5 <0.5 <0.5	4 4 4	2 2 1	<1 <0.5 <0.5	<1 <0.5 <1	10 9 12	0.77 0.83 0.86	0.09 0.12 0.06	<2 <2 <2	36 37 38	<0.1 <0.1 <0.1	<0.02 <0.02 <0.02					
R1	W8	Fine	Moderate	5:23	6.3	Surface 1.0 Middle 3.2 Bottom 5.3	19.7 18.7 18.8	8.34 8.30 8.28	8.3	27.9 29.0 29.0	28.3	110.8 109.9 109.5	8.7 8.6 8.6	1.6 1.7	1.7	<2.5	3.7	<0.5 <0.5 <0.5	5 4 4	2 2 2	<1 <0.5 <0.5	<1 <0.5 <1	19 17 9	0.70 0.70 0.72	0.05 0.08 0.09	<2 <2 <2	11 20 17	<0.1 <0.1 <0.1	<0.02 <0.02 <0.02					
R2	W8	Fine	Moderate	7:23	6.3	Surface 1.0 Middle 3.2 Bottom 5.3	20.2 18.9 18.6	8.35 8.32 8.31	8.3	26.4 29.1 29.1	28.1	112.6 110.1 109.9	8.7 8.7 8.6	1.5 1.7	1.7	9	9.0	<0.5 <0.5 <0.5	5 5 4	2 2 1	<1 <0.5 <0.5	<1 <0.5 <1	17 17 42	0.73 0.67 0.70	0.13 0.06 0.09	<2 <2 <2	23 23 23	<0.1 <0.1 <0.1	<0.02 <0.02 <0.02					
R3	W8	Fine	Moderate	9:24	6.2	Surface 1.0 Middle 3.1 Bottom 5.2	20.3 18.7 18.7	8.35 8.33 8.34	8.3	26.4 28.9 110.8	28.1	113.9 111.5 110.8	8.8 8.8 8.7	1.8 1.9	1.9	10	7.7	<0.5 <0.5 <0.5	4 5 4	2 2 2	<1 <0.5 <0.5	<1 <0.5 <1	14 15 8	0.71 0.74 0.71	0.09 0.13 0.06	<2 <2 <2	72 70 62	<0.1 <0.1 <0.1	<0.02 <0.02 <0.02					
R4	W8	Fine	Moderate	11:23	6.4	Surface 1.0 Middle 3.2 Bottom 5.4	19.9 18.7 18.6	8.35 8.32 8.34	8.3	26.8 29.2 29.1	28.2	115.4 112.1 111.5	9.0 8.9 8.9	1.6 1.7	1.7	10	8.0	<0.5 <0.5 <0.5	4 4 4	2 2 1	<1 <0.5 <0.5	<1 <0.5 <1	13 11 12	0.74 0.74 0.74	0.12 0.13 0.13	<2 <2 <2	58 50 51	<0.1 <0.1 <0.1	<0.02 <0.02 <0.02					
R5	W8	Fine	Moderate	13:23	6.1	Surface 1.0 Middle 3.1 Bottom 5.1	20.1 18.6 18.6	8.34 8.32 8.32	8.3	26.9 29.2 29.2	28.3	114.6 113.2 112.9	8.9 8.9 8.9	1.8 1.9	1.9	4	4.0	<0.5 <0.5 <0.5	4 4 4	2 2 1	<1 <0.5 <0.5	<1 <0.5 <1	7 25 23	0.78 0.89 0.85	0.06 0.14 0.16	<2 <2 <2	38 47 52	<0.1 <0.1 <0.1	<0.02 <0.02 <0.02					
R6	W8	Fine	Moderate	15:24	6.3	Surface 1.0 Middle 3.2 Bottom 5.3	20.6 18.7 18.7	8.35 8.33 8.33	8.3	26.0 29.1 29.1	27.9	117.2 113.1 112.7	9.0 8.9 8.9	1.6 1.8	1.7	<2.5	11.2	<0.5 <0.5 <0.5	4 3 4	2 1 1	<1 <0.5 <0.5	<1 <0.5 <1	6 11 7	0.80 0.80 0.79	0.12 0.13 0.09	<2 <2 <2	48 50 53	<0.1 <0.1 <0.1	<0.02 <0.02 <0.02					

APPENDIX G
LABORATORY ANALYSIS RESULTS FOR
MARINE WATER QUALITY MONITORING

TEST REPORT

APPLICANT: SUEZ NWS Limited
Room 702, 7/F, Lee Garden Two,
28 Yun Ping Road, Causeway Bay, Hong Kong

Report No.: 36414
Date of Issue: 2022-03-22
Date Received: 2022-03-11
Date Tested: 2022-03-11
Date Completed: 2022-03-22

ATTN: Mr. Cyrus Fung

Page: 1 of 3

Sample Description : 144 liquid samples as received from customer said to be seawater
Laboratory No. : 36414
Sampling Date : 2022-03-11

Test Requested & Methodology:

Item	Parameters	Ref. Method	Limit of Reporting
1	Suspended Solids (SS) dried at 103-105°C	APHA 17ed 2540 D	2.5 mg/L

PREPARED AND CHECKED BY:
For and On Behalf of **WELLAB Ltd.**


PATRICK TSE
General Manager

TEST REPORT

Report No.: 36414
Date of Issue: 2022-03-22
Date Received: 2022-03-11
Date Tested: 2022-03-11
Date Completed: 2022-03-22

Page: 2 of 3

Results:

Sample ID	Sample No.	Suspended Solids dried at 103-105°C (mg/L)	Sample ID	Sample No.	Suspended Solids dried at 103-105°C (mg/L)
W1-S R1	36414-1	3	W5-M R2	36414-38	8
W1-M R1	36414-2	4	W5-B R2	36414-39	7
W1-B R1	36414-3	4	W6-S R2	36414-40	10
W2-S R1	36414-4	4	W6-M R2	36414-41	6
W2-M R1	36414-5	3	W6-B R2	36414-42	7
W2-B R1	36414-6	5	W7-S R2	36414-43	5
W3-S R1	36414-7	6	W7-M R2	36414-44	4
W3-M R1	36414-8	3	W7-B R2	36414-45	8
W3-B R1	36414-9	4	W8-S R2	36414-46	7
W4-S R1	36414-10	4	W8-M R2	36414-47	8
W4-M R1	36414-11	3	W8-B R2	36414-48	12
W4-B R1	36414-12	4	W1-S R3	36414-49	7
W5-S R1	36414-13	3	W1-M R3	36414-50	19
W5-M R1	36414-14	<2.5	W1-B R3	36414-51	8
W5-B R1	36414-15	<2.5	W2-S R3	36414-52	7
W6-S R1	36414-16	3	W2-M R3	36414-53	5
W6-M R1	36414-17	7	W2-B R3	36414-54	9
W6-B R1	36414-18	3	W3-S R3	36414-55	8
W7-S R1	36414-19	5	W3-M R3	36414-56	4
W7-M R1	36414-20	5	W3-B R3	36414-57	3
W7-B R1	36414-21	3	W4-S R3	36414-58	4
W8-S R1	36414-22	<2.5	W4-M R3	36414-59	5
W8-M R1	36414-23	<2.5	W4-B R3	36414-60	6
W8-B R1	36414-24	6	W5-S R3	36414-61	5
W1-S R2	36414-25	4	W5-M R3	36414-62	4
W1-M R2	36414-26	5	W5-B R3	36414-63	3
W1-B R2	36414-27	6	W6-S R3	36414-64	6
W2-S R2	36414-28	5	W6-M R3	36414-65	4
W2-M R2	36414-29	7	W6-B R3	36414-66	3
W2-B R2	36414-30	6	W7-S R3	36414-67	4
W3-S R2	36414-31	11	W7-M R3	36414-68	4
W3-M R2	36414-32	7	W7-B R3	36414-69	8
W3-B R2	36414-33	10	W8-S R3	36414-70	10
W4-S R2	36414-34	8	W8-M R3	36414-71	9
W4-M R2	36414-35	7	W8-B R3	36414-72	4
W4-B R2	36414-36	7	W1-S R4	36414-73	9
W5-S R2	36414-37	12	W1-M R4	36414-74	5

Remarks: 1) <= less than

TEST REPORT

Report No.: 36414
Date of Issue: 2022-03-22
Date Received: 2022-03-11
Date Tested: 2022-03-11
Date Completed: 2022-03-22
Page: 3 of 3

Results:

Sample ID	Sample No.	Suspended Solids dried at 103-105°C (mg/L)	Sample ID	Sample No.	Suspended Solids dried at 103-105°C (mg/L)
W1-B R4	36414-75	3	W5-M R5	36414-110	11
W2-S R4	36414-76	3	W5-B R5	36414-111	5
W2-M R4	36414-77	3	W6-S R5	36414-112	5
W2-B R4	36414-78	3	W6-M R5	36414-113	5
W3-S R4	36414-79	4	W6-B R5	36414-114	3
W3-M R4	36414-80	8	W7-S R5	36414-115	3
W3-B R4	36414-81	3	W7-M R5	36414-116	<2.5
W4-S R4	36414-82	7	W7-B R5	36414-117	6
W4-M R4	36414-83	<2.5	W8-S R5	36414-118	4
W4-B R4	36414-84	<2.5	W8-M R5	36414-119	4
W5-S R4	36414-85	3	W8-B R5	36414-120	4
W5-M R4	36414-86	6	W1-S R6	36414-121	6
W5-B R4	36414-87	4	W1-M R6	36414-122	5
W6-S R4	36414-88	5	W1-B R6	36414-123	7
W6-M R4	36414-89	6	W2-S R6	36414-124	5
W6-B R4	36414-90	17	W2-M R6	36414-125	6
W7-S R4	36414-91	5	W2-B R6	36414-126	7
W7-M R4	36414-92	5	W3-S R6	36414-127	6
W7-B R4	36414-93	7	W3-M R6	36414-128	4
W8-S R4	36414-94	10	W3-B R6	36414-129	9
W8-M R4	36414-95	5	W4-S R6	36414-130	10
W8-B R4	36414-96	9	W4-M R6	36414-131	7
W1-S R5	36414-97	6	W4-B R6	36414-132	3
W1-M R5	36414-98	6	W5-S R6	36414-133	3
W1-B R5	36414-99	5	W5-M R6	36414-134	<2.5
W2-S R5	36414-100	7	W5-B R6	36414-135	3
W2-M R5	36414-101	10	W6-S R6	36414-136	3
W2-B R5	36414-102	8	W6-M R6	36414-137	<2.5
W3-S R5	36414-103	9	W6-B R6	36414-138	4
W3-M R5	36414-104	9	W7-S R6	36414-139	3
W3-B R5	36414-105	8	W7-M R6	36414-140	6
W4-S R5	36414-106	11	W7-B R6	36414-141	28
W4-M R5	36414-107	5	W8-S R6	36414-142	28
W4-B R5	36414-108	9	W8-M R6	36414-143	<2.5
W5-S R5	36414-109	18	W8-B R6	36414-144	3

Remarks: 1) <= less than

*****END OF REPORT*****

TEST REPORT

APPLICANT: SUEZ NWS Limited
Room 702, 7/F, Lee Garden Two,
28 Yun Ping Road, Causeway Bay, Hong Kong

Report No.: 36414A
Date of Issue: 2022-03-22
Date Received: 2022-03-11
Date Tested: 2022-03-11
Date Completed: 2022-03-22
Page: 1 of 13

ATTN: Mr. Cyrus Fung

Sample Description : 144 liquid samples as received from customer said to be seawater
Laboratory No. : 36414A
Sampling Date : 2022-03-11

Test Requested & Methodology:

Item	Parameters	Ref. Method	Limit of Reporting
1	Cadmium	In-house method SOP039 (ICP/MS)	0.5 µg/L
2	Copper		1.0 µg/L
3	Nickel		1.0 µg/L
4	Lead		1.0 µg/L
5	Mercury		0.5 µg/L
6	Chromium		1.0 µg/L
8	Zinc		1.0 µg/L
9	Total Inorganic Nitrogen	In-house method SOP163 (By calculation)	0.04 mg N/L
10	Ammonia	In-house method SOP157 (FIA)	0.02 mg NH ₃ -N/L
11	Biochemical Oxygen Demand	APHA 19ed 5210B	2 mg-O ₂ /L

PREPARED AND CHECKED BY:

For and On Behalf of WELLAB Ltd.


PATRICK TSE
General Manager

TEST REPORT

Report No.: 36414A
Date of Issue: 2022-03-22
Date Received: 2022-03-11
Date Tested: 2022-03-11
Date Completed: 2022-03-22
Page: 2 of 13

Results:

Sample ID	W1-S-R1	W1-M-R1	W1-B-R1	W2-S-R1	W2-M-R1	W2-B-R1
Sample No.	36414-1	36414-2	36414-3	36414-4	36414-5	36414-6
Cadmium (µg/L)	<0.5	<0.5	<0.5	<0.5	<0.5	<0.5
Copper (µg/L)	6	4	4	4	4	4
Nickel (µg/L)	2	2	2	2	2	2
Lead (µg/L)	<1	<1	<1	<1	<1	<1
Mercury (µg/L)	<0.5	<0.5	<0.5	<0.5	<0.5	<0.5
Chromium (µg/L)	<1	<1	<1	<1	<1	<1
Zinc (µg/L)	8	49	13	15	7	7
Total Inorganic Nitrogen (mg/L)	0.8	0.76	0.69	0.68	0.69	0.71
Ammonia (mg/L)	0.1	0.08	0.07	0.06	0.07	0.09
Biochemical Oxygen Demand (mg-O ₂ /L)	<2	<2	<2	<2	<2	<2

Sample ID	W3-S-R1	W3-M-R1	W3-B-R1	W4-S-R1	W4-M-R1	W4-B-R1
Sample No.	36414-7	36414-8	36414-9	36414-10	36414-11	36414-12
Cadmium (µg/L)	<0.5	<0.5	<0.5	<0.5	<0.5	<0.5
Copper (µg/L)	4	4	4	5	5	4
Nickel (µg/L)	2	2	2	2	2	3
Lead (µg/L)	<1	<1	<1	<1	<1	<1
Mercury (µg/L)	<0.5	<0.5	<0.5	<0.5	<0.5	<0.5
Chromium (µg/L)	<1	1	1	<1	<1	<1
Zinc (µg/L)	33	7	18	10	44	23
Total Inorganic Nitrogen (mg/L)	0.7	0.72	0.73	0.71	0.70	0.70
Ammonia (mg/L)	0.1	0.06	0.06	0.07	0.05	0.07
Biochemical Oxygen Demand (mg-O ₂ /L)	<2	<2	<2	<2	<2	<2

Remarks: 1) <= less than

TEST REPORT

Report No.: 36414A
Date of Issue: 2022-03-22
Date Received: 2022-03-11
Date Tested: 2022-03-11
Date Completed: 2022-03-22
Page: 3 of 13

Results:

Sample ID	W5-S-R1	W5-M-R1	W5-B-R1	W6-S-R1	W6-M-R1	W6-B-R1
Sample No.	36414-13	36414-14	36414-15	36414-16	36414-17	36414-18
Cadmium (µg/L)	<0.5	<0.5	<0.5	<0.5	<0.5	<0.5
Copper (µg/L)	6	4	4	4	4	4
Nickel (µg/L)	3	1	2	2	2	2
Lead (µg/L)	<1	<1	1	<1	1	<1
Mercury (µg/L)	<0.5	<0.5	<0.5	<0.5	<0.5	<0.5
Chromium (µg/L)	<1	<1	<1	<1	<1	<1
Zinc (µg/L)	18	13	82	19	17	14
Total Inorganic Nitrogen (mg/L)	0.7	0.73	0.71	0.71	0.70	0.63
Ammonia (mg/L)	0.1	0.08	0.07	0.06	0.07	0.04
Biochemical Oxygen Demand (mg-O ₂ /L)	<2	<2	<2	<2	<2	<2

Sample ID	W7-S-R1	W7-M-R1	W7-B-R1	W8-S-R1	W8-M-R1	W8-B-R1
Sample No.	36414-19	36414-20	36414-21	36414-22	36414-23	36414-24
Cadmium (µg/L)	<0.5	<0.5	<0.5	<0.5	<0.5	<0.5
Copper (µg/L)	4	4	4	5	4	4
Nickel (µg/L)	2	2	2	2	2	2
Lead (µg/L)	<1	<1	<1	1	<1	<1
Mercury (µg/L)	<0.5	<0.5	<0.5	<0.5	<0.5	<0.5
Chromium (µg/L)	<1	<1	<1	<1	<1	<1
Zinc (µg/L)	9	17	7	19	17	9
Total Inorganic Nitrogen (mg/L)	0.69	0.69	0.67	0.70	0.70	0.72
Ammonia (mg/L)	0.06	0.07	0.07	0.05	0.08	0.09
Biochemical Oxygen Demand (mg-O ₂ /L)	<2	<2	<2	<2	<2	<2

Remarks: 1) <= less than

TEST REPORT

Report No.: 36414A
Date of Issue: 2022-03-22
Date Received: 2022-03-11
Date Tested: 2022-03-11
Date Completed: 2022-03-22
Page: 4 of 13

Results:

Sample ID	W1-S-R2	W1-M-R2	W1-B-R2	W2-S-R2	W2-M-R2	W2-B-R2
Sample No.	36414-25	36414-26	36414-27	36414-28	36414-29	36414-30
Cadmium (µg/L)	<0.5	<0.5	<0.5	<0.5	<0.5	<0.5
Copper (µg/L)	4	4	4	5	4	4
Nickel (µg/L)	2	2	2	2	2	2
Lead (µg/L)	<1	1	<1	<1	<1	<1
Mercury (µg/L)	<0.5	<0.5	<0.5	<0.5	<0.5	<0.5
Chromium (µg/L)	<1	<1	<1	<1	<1	<1
Zinc (µg/L)	22	28	58	10	9	9
Total Inorganic Nitrogen (mg/L)	0.72	0.68	0.73	0.67	0.64	0.68
Ammonia (mg/L)	0.06	0.06	0.07	0.05	0.07	0.04
Biochemical Oxygen Demand (mg-O ₂ /L)	<2	<2	<2	<2	<2	<2

Sample ID	W3-S-R2	W3-M-R2	W3-B-R2	W4-S-R2	W4-M-R2	W4-B-R2
Sample No.	36414-31	36414-32	36414-33	36414-34	36414-35	36414-36
Cadmium (µg/L)	<0.5	<0.5	<0.5	<0.5	<0.5	<0.5
Copper (µg/L)	5	4	4	4	4	4
Nickel (µg/L)	2	2	2	2	1	1
Lead (µg/L)	<1	<1	<1	<1	<1	<1
Mercury (µg/L)	<0.5	<0.5	<0.5	<0.5	<0.5	<0.5
Chromium (µg/L)	<1	<1	<1	<1	<1	<1
Zinc (µg/L)	16	11	37	19	5	7
Total Inorganic Nitrogen (mg/L)	0.67	0.68	0.71	0.66	0.72	0.69
Ammonia (mg/L)	0.05	0.07	0.08	0.07	0.07	0.06
Biochemical Oxygen Demand (mg-O ₂ /L)	<2	<2	<2	<2	<2	<2

Remarks: 1) <= less than

TEST REPORT

Report No.: 36414A
Date of Issue: 2022-03-22
Date Received: 2022-03-11
Date Tested: 2022-03-11
Date Completed: 2022-03-22
Page: 5 of 13

Results:

Sample ID	W5-S-R2	W5-M-R2	W5-B-R2	W6-S-R2	W6-M-R2	W6-B-R2
Sample No.	36414-37	36414-38	36414-39	36414-40	36414-41	36414-42
Cadmium (µg/L)	<0.5	<0.5	<0.5	<0.5	<0.5	<0.5
Copper (µg/L)	9	4	3	4	4	3
Nickel (µg/L)	5	2	2	1	2	1
Lead (µg/L)	<1	<1	<1	<1	1	<1
Mercury (µg/L)	<0.5	<0.5	<0.5	<0.5	<0.5	<0.5
Chromium (µg/L)	<1	<1	<1	<1	<1	<1
Zinc (µg/L)	40	49	9	9	18	13
Total Inorganic Nitrogen (mg/L)	0.67	0.70	0.71	0.68	0.67	0.71
Ammonia (mg/L)	0.05	0.06	0.11	0.05	0.06	0.07
Biochemical Oxygen Demand (mg-O ₂ /L)	<2	<2	<2	<2	<2	<2

Sample ID	W7-S-R2	W7-M-R2	W7-B-R2	W8-S-R2	W8-M-R2	W8-B-R2
Sample No.	36414-43	36414-44	36414-45	36414-46	36414-47	36414-48
Cadmium (µg/L)	<0.5	<0.5	<0.5	<0.5	<0.5	<0.5
Copper (µg/L)	4	3	3	5	5	4
Nickel (µg/L)	2	2	1	2	3	2
Lead (µg/L)	<1	1	<1	1	<1	<1
Mercury (µg/L)	<0.5	<0.5	<0.5	<0.5	<0.5	<0.5
Chromium (µg/L)	<1	<1	<1	<1	<1	<1
Zinc (µg/L)	9	8	38	17	31	42
Total Inorganic Nitrogen (mg/L)	0.71	0.68	0.75	0.73	0.67	0.70
Ammonia (mg/L)	0.06	0.06	0.11	0.13	0.06	0.09
Biochemical Oxygen Demand (mg-O ₂ /L)	<2	<2	<2	<2	<2	<2

Remarks: 1) <= less than

TEST REPORT

Report No.: 36414A
Date of Issue: 2022-03-22
Date Received: 2022-03-11
Date Tested: 2022-03-11
Date Completed: 2022-03-22
Page: 6 of 13

Results:

Sample ID	W1-S-R3	W1-M-R3	W1-B-R3	W2-S-R3	W2-M-R3	W2-B-R3
Sample No.	36414-49	36414-50	36414-51	36414-52	36414-53	36414-54
Cadmium (µg/L)	<0.5	<0.5	<0.5	<0.5	<0.5	<0.5
Copper (µg/L)	10	4	4	4	12	4
Nickel (µg/L)	4	1	1	2	5	1
Lead (µg/L)	<1	<1	<1	<1	<1	<1
Mercury (µg/L)	<0.5	<0.5	<0.5	<0.5	<0.5	<0.5
Chromium (µg/L)	<1	<1	<1	1	1	<1
Zinc (µg/L)	133	22	9	8	65	7
Total Inorganic Nitrogen (mg/L)	0.71	0.71	0.77	0.74	0.76	0.71
Ammonia (mg/L)	0.11	0.07	0.12	0.11	0.11	0.08
Biochemical Oxygen Demand (mg-O ₂ /L)	<2	<2	<2	<2	<2	<2

Sample ID	W3-S-R3	W3-M-R3	W3-B-R3	W4-S-R3	W4-M-R3	W4-B-R3
Sample No.	36414-55	36414-56	36414-57	36414-58	36414-59	36414-60
Cadmium (µg/L)	<0.5	<0.5	<0.5	<0.5	<0.5	<0.5
Copper (µg/L)	9	3	4	4	6	4
Nickel (µg/L)	3	2	1	2	1	2
Lead (µg/L)	<1	<1	<1	<1	1	<1
Mercury (µg/L)	<0.5	<0.5	<0.5	<0.5	<0.5	<0.5
Chromium (µg/L)	1	<1	<1	<1	<1	<1
Zinc (µg/L)	41	73	11	12	5	10
Total Inorganic Nitrogen (mg/L)	0.78	0.75	0.74	0.67	0.71	0.74
Ammonia (mg/L)	0.14	0.12	0.12	0.06	0.06	0.12
Biochemical Oxygen Demand (mg-O ₂ /L)	<2	<2	<2	<2	<2	<2

Remarks: 1) < = less than

TEST REPORT

Report No.: 36414A
Date of Issue: 2022-03-22
Date Received: 2022-03-11
Date Tested: 2022-03-11
Date Completed: 2022-03-22
Page: 7 of 13

Results:

Sample ID	W5-S-R3	W5-M-R3	W5-B-R3	W6-S-R3	W6-M-R3	W6-B-R3
Sample No.	36414-61	36414-62	36414-63	36414-64	36414-65	36414-66
Cadmium (µg/L)	<0.5	<0.5	<0.5	<0.5	<0.5	<0.5
Copper (µg/L)	5	4	4	4	4	4
Nickel (µg/L)	3	2	2	2	2	2
Lead (µg/L)	<1	<1	1	<1	<1	<1
Mercury (µg/L)	<0.5	<0.5	<0.5	<0.5	<0.5	<0.5
Chromium (µg/L)	<1	<1	<1	<1	<1	<1
Zinc (µg/L)	29	19	13	8	9	12
Total Inorganic Nitrogen (mg/L)	0.76	0.66	0.69	0.69	0.67	0.75
Ammonia (mg/L)	0.13	0.07	0.09	0.09	0.12	0.09
Biochemical Oxygen Demand (mg-O ₂ /L)	<2	<2	<2	<2	<2	<2

Sample ID	W7-S-R3	W7-M-R3	W7-B-R3	W8-S-R3	W8-M-R3	W8-B-R3
Sample No.	36414-67	36414-68	36414-69	36414-70	36414-71	36414-72
Cadmium (µg/L)	<0.5	<0.5	<0.5	<0.5	<0.5	<0.5
Copper (µg/L)	4	4	4	4	5	4
Nickel (µg/L)	2	1	2	2	2	2
Lead (µg/L)	1	<1	<1	<1	1	<1
Mercury (µg/L)	<0.5	<0.5	<0.5	<0.5	<0.5	<0.5
Chromium (µg/L)	<1	<1	<1	<1	<1	1
Zinc (µg/L)	9	11	17	14	15	8
Total Inorganic Nitrogen (mg/L)	0.72	0.68	0.71	0.71	0.7	0.7
Ammonia (mg/L)	0.08	0.06	0.06	0.09	0.1	0.1
Biochemical Oxygen Demand (mg-O ₂ /L)	<2	<2	<2	<2	<2	<2

Remarks: 1) < = less than

TEST REPORT

Report No.: 36414A
Date of Issue: 2022-03-22
Date Received: 2022-03-11
Date Tested: 2022-03-11
Date Completed: 2022-03-22
Page: 8 of 13

Results:

Sample ID	W1-S-R4	W1-M-R4	W1-B-R4	W2-S-R4	W2-M-R4	W2-B-R4
Sample No.	36414-73	36414-74	36414-75	36414-76	36414-77	36414-78
Cadmium (µg/L)	<0.5	<0.5	<0.5	<0.5	<0.5	<0.5
Copper (µg/L)	4	4	6	4	4	4
Nickel (µg/L)	2	2	5	3	2	2
Lead (µg/L)	<1	<1	<1	<1	<1	<1
Mercury (µg/L)	<0.5	<0.5	<0.5	<0.5	<0.5	<0.5
Chromium (µg/L)	<1	<1	<1	<1	<1	<1
Zinc (µg/L)	9	8	51	10	9	7
Total Inorganic Nitrogen (mg/L)	0.68	0.66	0.69	0.64	0.7	0.66
Ammonia (mg/L)	0.05	0.07	0.12	0.07	0.1	0.06
Biochemical Oxygen Demand (mg-O ₂ /L)	<2	<2	<2	<2	<2	<2

Sample ID	W3-S-R4	W3-M-R4	W3-B-R4	W4-S-R4	W4-M-R4	W4-B-R4
Sample No.	36414-79	36414-80	36414-81	36414-82	36414-83	36414-84
Cadmium (µg/L)	<0.5	<0.5	<0.5	<0.5	<0.5	<0.5
Copper (µg/L)	4	4	2	4	5	4
Nickel (µg/L)	2	1	1	2	2	2
Lead (µg/L)	1	<1	<1	<1	<1	<1
Mercury (µg/L)	<0.5	<0.5	<0.5	<0.5	<0.5	<0.5
Chromium (µg/L)	<1	<1	1	1	<1	<1
Zinc (µg/L)	68	9	5	12	10	12
Total Inorganic Nitrogen (mg/L)	0.8	0.75	0.73	0.67	0.68	0.74
Ammonia (mg/L)	0.1	0.09	0.10	0.06	0.06	0.07
Biochemical Oxygen Demand (mg-O ₂ /L)	<2	<2	<2	<2	<2	<2

Remarks: 1) < = less than

TEST REPORT

Report No.: 36414A
Date of Issue: 2022-03-22
Date Received: 2022-03-11
Date Tested: 2022-03-11
Date Completed: 2022-03-22
Page: 9 of 13

Results:

Sample ID	W5-S-R4	W5-M-R4	W5-B-R4	W6-S-R4	W6-M-R4	W6-B-R4
Sample No.	36414-85	36414-86	36414-87	36414-88	36414-89	36414-90
Cadmium (µg/L)	<0.5	<0.5	<0.5	<0.5	<0.5	<0.5
Copper (µg/L)	5	4	4	5	5	4
Nickel (µg/L)	3	2	1	2	2	2
Lead (µg/L)	<1	<1	<1	<1	<1	<1
Mercury (µg/L)	<0.5	<0.5	<0.5	<0.5	<0.5	<0.5
Chromium (µg/L)	1	<1	<1	<1	<1	<1
Zinc (µg/L)	15	14	15	118	88	15
Total Inorganic Nitrogen (mg/L)	0.72	0.7	0.76	0.68	0.73	0.78
Ammonia (mg/L)	0.06	0.1	0.10	0.05	0.09	0.11
Biochemical Oxygen Demand (mg-O ₂ /L)	<2	<2	<2	<2	<2	<2

Sample ID	W7-S-R4	W7-M-R4	W7-B-R4	W8-S-R4	W8-M-R4	W8-B-R4
Sample No.	36414-91	36414-92	36414-93	36414-94	36414-95	36414-96
Cadmium (µg/L)	<0.5	<0.5	<0.5	<0.5	<0.5	<0.5
Copper (µg/L)	5	4	4	4	4	4
Nickel (µg/L)	2	2	2	2	2	2
Lead (µg/L)	<1	1	<1	<1	1	<1
Mercury (µg/L)	<0.5	<0.5	<0.5	<0.5	<0.5	<0.5
Chromium (µg/L)	<1	1	1	<1	<1	<1
Zinc (µg/L)	10	9	10	13	14	12
Total Inorganic Nitrogen (mg/L)	0.70	0.70	0.73	0.7	0.74	0.73
Ammonia (mg/L)	0.06	0.08	0.12	0.1	0.13	0.08
Biochemical Oxygen Demand (mg-O ₂ /L)	<2	<2	<2	<2	<2	<2

Remarks: 1) < = less than

TEST REPORT

Report No.: 36414A
Date of Issue: 2022-03-22
Date Received: 2022-03-11
Date Tested: 2022-03-11
Date Completed: 2022-03-22
Page: 10 of 13

Results:

Sample ID	W1-S-R5	W1-M-R5	W1-B-R5	W2-S-R5	W2-M-R5	W2-B-R5
Sample No.	36414-97	36414-98	36414-99	36414-100	36414-101	36414-102
Cadmium (µg/L)	<0.5	<0.5	<0.5	<0.5	<0.5	<0.5
Copper (µg/L)	4	4	4	5	4	4
Nickel (µg/L)	2	1	2	2	2	1
Lead (µg/L)	<1	<1	<1	<1	<1	<1
Mercury (µg/L)	<0.5	<0.5	<0.5	<0.5	<0.5	<0.5
Chromium (µg/L)	<1	<1	<1	1	<1	<1
Zinc (µg/L)	6	6	12	9	7	6
Total Inorganic Nitrogen (mg/L)	0.76	0.79	0.76	0.77	0.74	0.68
Ammonia (mg/L)	0.10	0.11	0.06	0.06	0.11	0.06
Biochemical Oxygen Demand (mg-O ₂ /L)	<2	<2	<2	<2	<2	<2

Sample ID	W3-S-R5	W3-M-R5	W3-B-R5	W4-S-R5	W4-M-R5	W4-B-R5
Sample No.	36414-103	36414-104	36414-105	36414-106	36414-107	36414-108
Cadmium (µg/L)	<0.5	<0.5	<0.5	<0.5	<0.5	<0.5
Copper (µg/L)	4	4	4	4	4	4
Nickel (µg/L)	2	2	2	2	2	2
Lead (µg/L)	<1	<1	<1	<1	<1	<1
Mercury (µg/L)	<0.5	<0.5	<0.5	<0.5	<0.5	<0.5
Chromium (µg/L)	<1	<1	<1	<1	<1	<1
Zinc (µg/L)	10	14	12	13	9	10
Total Inorganic Nitrogen (mg/L)	0.75	0.79	0.82	0.8	0.81	0.8
Ammonia (mg/L)	0.07	0.11	0.12	0.1	0.13	0.1
Biochemical Oxygen Demand (mg-O ₂ /L)	<2	<2	<2	<2	<2	<2

Remarks: 1) < = less than

TEST REPORT

Report No.: 36414A
Date of Issue: 2022-03-22
Date Received: 2022-03-11
Date Tested: 2022-03-11
Date Completed: 2022-03-22
Page: 11 of 13

Results:

Sample ID	W5-S-R5	W5-M-R5	W5-B-R5	W6-S-R5	W6-M-R5	W6-B-R5
Sample No.	36414-109	36414-110	36414-111	36414-112	36414-113	36414-114
Cadmium (µg/L)	<0.5	<0.5	<0.5	<0.5	<0.5	<0.5
Copper (µg/L)	4	4	5	4	4	4
Nickel (µg/L)	2	1	2	2	2	1
Lead (µg/L)	<1	<1	<1	<1	<1	<1
Mercury (µg/L)	<0.5	<0.5	<0.5	<0.5	<0.5	<0.5
Chromium (µg/L)	<1	<1	<1	<1	<1	<1
Zinc (µg/L)	50	9	15	6	8	6
Total Inorganic Nitrogen (mg/L)	0.80	0.93	0.96	0.77	0.85	0.78
Ammonia (mg/L)	0.11	0.16	0.15	0.13	0.23	0.09
Biochemical Oxygen Demand (mg-O ₂ /L)	<2	<2	<2	<2	<2	<2

Sample ID	W7-S-R5	W7-M-R5	W7-B-R5	W8-S-R5	W8-M-R5	W8-B-R5
Sample No.	36414-115	36414-116	36414-117	36414-118	36414-119	36414-120
Cadmium (µg/L)	<0.5	<0.5	<0.5	<0.5	<0.5	<0.5
Copper (µg/L)	6	4	3	4	4	4
Nickel (µg/L)	2	2	2	2	2	2
Lead (µg/L)	<1	<1	<1	1	<1	<1
Mercury (µg/L)	<0.5	<0.5	<0.5	<0.5	<0.5	<0.5
Chromium (µg/L)	<1	<1	<1	<1	<1	<1
Zinc (µg/L)	28	6	10	7	25	23
Total Inorganic Nitrogen (mg/L)	0.84	0.83	0.8	0.78	0.89	0.85
Ammonia (mg/L)	0.13	0.12	0.1	0.06	0.14	0.16
Biochemical Oxygen Demand (mg-O ₂ /L)	<2	<2	<2	<2	<2	<2

Remarks: 1) < = less than

TEST REPORT

Report No.: 36414A
Date of Issue: 2022-03-22
Date Received: 2022-03-11
Date Tested: 2022-03-11
Date Completed: 2022-03-22
Page: 12 of 13

Results:

Sample ID	W1-S R6	W1-M R6	W1-B R6	W2-S R6	W2-M R6	W2-B R6
Sample No.	36414-121	36414-122	36414-123	36414-124	36414-125	36414-126
Cadmium (µg/L)	<0.5	<0.5	<0.5	<0.5	<0.5	<0.5
Copper (µg/L)	4	4	4	4	4	4
Nickel (µg/L)	3	2	5	2	3	2
Lead (µg/L)	<1	1	1	<1	1	<1
Mercury (µg/L)	<0.5	<0.5	<0.5	<0.5	<0.5	<0.5
Chromium (µg/L)	<1	1	<1	<1	<1	<1
Zinc (µg/L)	7	12	323	15	116	6
Total Inorganic Nitrogen (mg/L)	0.83	0.82	0.78	0.76	0.75	0.81
Ammonia (mg/L)	0.13	0.14	0.12	0.12	0.07	0.13
Biochemical Oxygen Demand (mg-O ₂ /L)	<2	<2	<2	<2	<2	<2

Sample ID	W3-S-R6	W3-M-R6	W3-B-R6	W4-S-R6	W4-M-R6	W4-B-R6
Sample No.	36414-127	36414-128	36414-129	36414-130	36414-131	36414-132
Cadmium (µg/L)	<0.5	<0.5	<0.5	<0.5	<0.5	<0.5
Copper (µg/L)	8	7	4	4	4	4
Nickel (µg/L)	3	2	1	2	1	2
Lead (µg/L)	<1	<1	<1	1	<1	<1
Mercury (µg/L)	<0.5	<0.5	<0.5	<0.5	<0.5	<0.5
Chromium (µg/L)	<1	<1	<1	1	<1	<1
Zinc (µg/L)	36	37	10	13	6	9
Total Inorganic Nitrogen (mg/L)	0.84	0.80	0.85	0.80	0.81	0.82
Ammonia (mg/L)	0.14	0.10	0.15	0.09	0.13	0.09
Biochemical Oxygen Demand (mg-O ₂ /L)	<2	<2	<2	<2	<2	<2

Remarks: 1) < = less than

TEST REPORT

Report No.: 36414A
Date of Issue: 2022-03-22
Date Received: 2022-03-11
Date Tested: 2022-03-11
Date Completed: 2022-03-22
Page: 13 of 13

Results:

Sample ID	W5-S-R6	W5-M-R6	W5-B-R6	W6-S-R6	W6-M-R6	W6-B-R6
Sample No.	36414-133	36414-134	36414-135	36414-136	36414-137	36414-138
Cadmium (µg/L)	<0.5	<0.5	<0.5	<0.5	<0.5	<0.5
Copper (µg/L)	4	4	4	4	4	3
Nickel (µg/L)	2	2	1	2	2	1
Lead (µg/L)	<1	<1	<1	<1	<1	<1
Mercury (µg/L)	<0.5	<0.5	<0.5	<0.5	<0.5	<0.5
Chromium (µg/L)	<1	<1	<1	<1	1	1
Zinc (µg/L)	23	21	7	8	11	17
Total Inorganic Nitrogen (mg/L)	0.84	0.90	0.78	0.85	0.87	0.90
Ammonia (mg/L)	0.15	0.21	0.13	0.11	0.17	0.18
Biochemical Oxygen Demand (mg-O ₂ /L)	<2	<2	<2	<2	<2	<2

Sample ID	W7-S-R6	W7-M-R6	W7-B-R6	W8-S-R6	W8-M-R6	W8-B-R6
Sample No.	36414-139	36414-140	36414-141	36414-142	36414-143	36414-144
Cadmium (µg/L)	<0.5	<0.5	<0.5	<0.5	<0.5	<0.5
Copper (µg/L)	4	4	4	4	3	4
Nickel (µg/L)	2	2	2	2	2	1
Lead (µg/L)	<1	<1	<1	<1	<1	<1
Mercury (µg/L)	<0.5	<0.5	<0.5	<0.5	<0.5	<0.5
Chromium (µg/L)	<1	<1	<1	<1	<1	<1
Zinc (µg/L)	10	9	12	6	11	7
Total Inorganic Nitrogen (mg/L)	0.77	0.83	0.86	0.80	0.80	0.79
Ammonia (mg/L)	0.09	0.12	0.18	0.10	0.13	0.09
Biochemical Oxygen Demand (mg-O ₂ /L)	<2	<2	<2	<2	<2	<2

Remarks: 1) < = less than

*****END OF REPORT*****

TEST REPORT

APPLICANT: SUEZ NWS Limited
Room 702, 7/F, Lee Garden Two,
28 Yun Ping Road, Causeway Bay, Hong Kong

Report No.: 36414B
Date of Issue: 2022-03-22
Date Received: 2022-03-11
Date Tested: 2022-03-11
Date Completed: 2022-03-22

ATTN: Mr. Cyrus Fung

Page: 1 of 3

Sample Description : 144 liquid samples as received from customer said to be seawater
Laboratory No. : 36414B
Sampling Date : 2022-03-11

Test Requested & Methodology:

Item	Parameters	Ref. Method	Limit of Reporting
1	<i>E. coli</i>	DoE (1983) The Bacteriological Examination of Drinking Water Supplies, 1982 (Membrane Filtration Procedure: Sections 7.8, 7.9.4.2; Bacterial Confirmation: Section 7.9.4.3 for coliform, 7.9.4.4 for <i>E. coli</i>)	1 cfu/100mL

PREPARED AND CHECKED BY:

For and On Behalf of **WELLAB Ltd.**


PATRICK TSE
General Manager

TEST REPORT

Report No.: 36414B
Date of Issue: 2022-03-22
Date Received: 2022-03-11
Date Tested: 2022-03-11
Date Completed: 2022-03-22

Page: 2 of 3

Results:

Sample ID	Sample No.	<i>E.coli</i> (cfu/100mL)	Sample ID	Sample No.	<i>E.coli</i> (cfu/100mL)
W1-S R1	36414-1	21	W5-M R2	36414-38	10
W1-M R1	36414-2	17	W5-B R2	36414-39	12
W1-B R1	36414-3	24	W6-S R2	36414-40	14
W2-S R1	36414-4	14	W6-M R2	36414-41	11
W2-M R1	36414-5	15	W6-B R2	36414-42	12
W2-B R1	36414-6	20	W7-S R2	36414-43	18
W3-S R1	36414-7	30	W7-M R2	36414-44	21
W3-M R1	36414-8	29	W7-B R2	36414-45	25
W3-B R1	36414-9	24	W8-S R2	36414-46	13
W4-S R1	36414-10	24	W8-M R2	36414-47	21
W4-M R1	36414-11	31	W8-B R2	36414-48	23
W4-B R1	36414-12	46	W1-S R3	36414-49	22
W5-S R1	36414-13	57	W1-M R3	36414-50	25
W5-M R1	36414-14	54	W1-B R3	36414-51	18
W5-B R1	36414-15	46	W2-S R3	36414-52	24
W6-S R1	36414-16	30	W2-M R3	36414-53	37
W6-M R1	36414-17	36	W2-B R3	36414-54	39
W6-B R1	36414-18	35	W3-S R3	36414-55	16
W7-S R1	36414-19	14	W3-M R3	36414-56	15
W7-M R1	36414-20	14	W3-B R3	36414-57	22
W7-B R1	36414-21	19	W4-S R3	36414-58	25
W8-S R1	36414-22	11	W4-M R3	36414-59	20
W8-M R1	36414-23	20	W4-B R3	36414-60	34
W8-B R1	36414-24	17	W5-S R3	36414-61	70
W1-S R2	36414-25	10	W5-M R3	36414-62	77
W1-M R2	36414-26	15	W5-B R3	36414-63	68
W1-B R2	36414-27	11	W6-S R3	36414-64	48
W2-S R2	36414-28	10	W6-M R3	36414-65	54
W2-M R2	36414-29	15	W6-B R3	36414-66	47
W2-B R2	36414-30	14	W7-S R3	36414-67	57
W3-S R2	36414-31	15	W7-M R3	36414-68	44
W3-M R2	36414-32	16	W7-B R3	36414-69	40
W3-B R2	36414-33	15	W8-S R3	36414-70	72
W4-S R2	36414-34	10	W8-M R3	36414-71	70
W4-M R2	36414-35	11	W8-B R3	36414-72	62
W4-B R2	36414-36	7	W1-S R4	36414-73	51
W5-S R2	36414-37	13	W1-M R4	36414-74	51

Remarks: 1) <= less than

TEST REPORT

Report No.: 36414B
Date of Issue: 2022-03-22
Date Received: 2022-03-11
Date Tested: 2022-03-11
Date Completed: 2022-03-22
Page: 3 of 3

Results:					
Sample ID	Sample No.	E.coli (cfu/100mL)	Sample ID	Sample No.	E.coli (cfu/100mL)
W1-B R4	36414-75	57	W5-M R5	36414-110	66
W2-S R4	36414-76	48	W5-B R5	36414-111	48
W2-M R4	36414-77	44	W6-S R5	36414-112	40
W2-B R4	36414-78	31	W6-M R5	36414-113	34
W3-S R4	36414-79	50	W6-B R5	36414-114	34
W3-M R4	36414-80	39	W7-S R5	36414-115	50
W3-B R4	36414-81	32	W7-M R5	36414-116	45
W4-S R4	36414-82	41	W7-B R5	36414-117	37
W4-M R4	36414-83	44	W8-S R5	36414-118	38
W4-B R4	36414-84	37	W8-M R5	36414-119	47
W5-S R4	36414-85	48	W8-B R5	36414-120	52
W5-M R4	36414-86	38	W1-S R6	36414-121	30
W5-B R4	36414-87	37	W1-M R6	36414-122	42
W6-S R4	36414-88	37	W1-B R6	36414-123	26
W6-M R4	36414-89	53	W2-S R6	36414-124	37
W6-B R4	36414-90	52	W2-M R6	36414-125	61
W7-S R4	36414-91	47	W2-B R6	36414-126	63
W7-M R4	36414-92	65	W3-S R6	36414-127	43
W7-B R4	36414-93	55	W3-M R6	36414-128	50
W8-S R4	36414-94	58	W3-B R6	36414-129	53
W8-M R4	36414-95	51	W4-S R6	36414-130	34
W8-B R4	36414-96	51	W4-M R6	36414-131	33
W1-S R5	36414-97	43	W4-B R6	36414-132	39
W1-M R5	36414-98	31	W5-S R6	36414-133	46
W1-B R5	36414-99	48	W5-M R6	36414-134	40
W2-S R5	36414-100	42	W5-B R6	36414-135	49
W2-M R5	36414-101	40	W6-S R6	36414-136	57
W2-B R5	36414-102	48	W6-M R6	36414-137	43
W3-S R5	36414-103	45	W6-B R6	36414-138	57
W3-M R5	36414-104	41	W7-S R6	36414-139	36
W3-B R5	36414-105	55	W7-M R6	36414-140	37
W4-S R5	36414-106	51	W7-B R6	36414-141	32
W4-M R5	36414-107	33	W8-S R6	36414-142	48
W4-B R5	36414-108	46	W8-M R6	36414-143	50
W5-S R5	36414-109	62	W8-B R6	36414-144	53

Remarks: 1) <= less than

*****END OF REPORT*****

TEST REPORT

APPLICANT: SUEZ NWS Limited
Room 702, 7/F, Lee Garden Two,
28 Yun Ping Road, Causeway Bay, Hong Kong

Report No.: 36414C
Date of Issue: 2022-03-22
Date Received: 2022-03-11
Date Tested: 2022-03-11
Date Completed: 2022-03-22
Page: 1 of 25

ATTN: Mr. Cyrus Fung

Sample Description : 144 liquid samples as received from customer said to be seawater
Laboratory No. : 36414C
Sampling Date : 2022-03-11

Test Requested & Methodology:		Ref. Method	Limit of Reporting
Item	Parameters	In-house method SOP 087 (GC/MSD)	0.1 µg/L
1	Naphthalene (NAP)		0.1 µg/L
2	Acenaphthylene (ANY)		0.1 µg/L
3	Acenaphthene (ANA)		0.1 µg/L
4	Fluorene (FLU)		0.1 µg/L
5	Phenanthrene (PHE)		0.1 µg/L
6	Anthracene (ANT)		0.1 µg/L
7	Fluoranthene (FLT)		0.1 µg/L
8	Benzo(a)Anthracene (BaA)		0.1 µg/L
9	Chrysene (CHR)		0.1 µg/L
10	Pyrene (PYR)		0.1 µg/L
11	Benzo(b)Fluoranthene (BbF)		0.1 µg/L
12	Benzo(a)Pyrene (BaP)		0.1 µg/L
13	Benzo(k) Fluoranthene (BkF)		0.1 µg/L
14	Indeno(1,2,3-cd)pyrene (IPY)		0.1 µg/L
15	Dibenz(a,h)anthracene (DBA)		0.1 µg/L
16	Benzo(g,h,i)Perylene (BPE)		0.1 µg/L

PREPARED AND CHECKED BY:
For and On Behalf of WELLAB Ltd.


PATRICK TSE
General Manager

TEST REPORT

Report No.: 36414C
Date of Issue: 2022-03-22
Date Received: 2022-03-11
Date Tested: 2022-03-11
Date Completed: 2022-03-22
Page: 2 of 25

Results:

Sample ID	W1-S R1	W1-M R1	W1-B R1	W2-S R1	W2-M R1	W2-B R1
Sample No.	36414-1	36414-2	36414-3	36414-4	36414-5	36414-6
Naphthalene (NAP), µg/L	<0.1	<0.1	<0.1	<0.1	<0.1	<0.1
Acenaphthylene (ANY), µg/L	<0.1	<0.1	<0.1	<0.1	<0.1	<0.1
Acenaphthene (ANA), µg/L	<0.1	<0.1	<0.1	<0.1	<0.1	<0.1
Fluorene (FLU), µg/L	<0.1	<0.1	<0.1	<0.1	<0.1	<0.1
Phenanthrene (PHE), µg/L	<0.1	<0.1	<0.1	<0.1	<0.1	<0.1
Anthracene (ANT), µg/L	<0.1	<0.1	<0.1	<0.1	<0.1	<0.1
Fluoranthene (FLT), µg/L	<0.1	<0.1	<0.1	<0.1	<0.1	<0.1
Benzo(a)Anthracene (BaA), µg/L	<0.1	<0.1	<0.1	<0.1	<0.1	<0.1
Chrysene (CHR), µg/L	<0.1	<0.1	<0.1	<0.1	<0.1	<0.1
Pyrene (PYR), µg/L	<0.1	<0.1	<0.1	<0.1	<0.1	<0.1
Benzo(b)Fluoranthene (BbF), µg/L	<0.1	<0.1	<0.1	<0.1	<0.1	<0.1
Benzo(a)Pyrene (BaP), µg/L	<0.1	<0.1	<0.1	<0.1	<0.1	<0.1
Benzo(k)Fluoranthene (BkF), µg/L	<0.1	<0.1	<0.1	<0.1	<0.1	<0.1
Indeno(1,2,3-cd)pyrene (IPY), µg/L	<0.1	<0.1	<0.1	<0.1	<0.1	<0.1
Dibenz(a,h)anthracene (DBA), µg/L	<0.1	<0.1	<0.1	<0.1	<0.1	<0.1
Benzo(g,h,i)Perylene (BPE), µg/L	<0.1	<0.1	<0.1	<0.1	<0.1	<0.1

Remarks: 1) <= less than

TEST REPORT

Report No.: 36414C
Date of Issue: 2022-03-22
Date Received: 2022-03-11
Date Tested: 2022-03-11
Date Completed: 2022-03-22
Page: 3 of 25

Results:

Sample ID	W3-S R1	W3-M R1	W3-B R1	W4-S R1	W4-M R1	W4-B R1
Sample No.	36414-7	36414-8	36414-9	36414-10	36414-11	36414-12
Naphthalene (NAP), µg/L	<0.1	<0.1	<0.1	<0.1	<0.1	<0.1
Acenaphthylene (ANY), µg/L	<0.1	<0.1	<0.1	<0.1	<0.1	<0.1
Acenaphthene (ANA), µg/L	<0.1	<0.1	<0.1	<0.1	<0.1	<0.1
Fluorene (FLU), µg/L	<0.1	<0.1	<0.1	<0.1	<0.1	<0.1
Phenanthrene (PHE), µg/L	<0.1	<0.1	<0.1	<0.1	<0.1	<0.1
Anthracene (ANT), µg/L	<0.1	<0.1	<0.1	<0.1	<0.1	<0.1
Fluoranthene (FLT), µg/L	<0.1	<0.1	<0.1	<0.1	<0.1	<0.1
Benzo(a)Anthracene (BaA), µg/L	<0.1	<0.1	<0.1	<0.1	<0.1	<0.1
Chrysene (CHR), µg/L	<0.1	<0.1	<0.1	<0.1	<0.1	<0.1
Pyrene (PYR), µg/L	<0.1	<0.1	<0.1	<0.1	<0.1	<0.1
Benzo(b)Fluoranthene (BbF), µg/L	<0.1	<0.1	<0.1	<0.1	<0.1	<0.1
Benzo(a)Pyrene (BaP), µg/L	<0.1	<0.1	<0.1	<0.1	<0.1	<0.1
Benzo(k)Fluoranthene (BkF), µg/L	<0.1	<0.1	<0.1	<0.1	<0.1	<0.1
Indeno(1,2,3-cd)pyrene (IPY), µg/L	<0.1	<0.1	<0.1	<0.1	<0.1	<0.1
Dibenz(a,h)anthracene (DBA), µg/L	<0.1	<0.1	<0.1	<0.1	<0.1	<0.1
Benzo(g,h,i)Perylene (BPE), µg/L	<0.1	<0.1	<0.1	<0.1	<0.1	<0.1

Remarks: 1) <= less than

TEST REPORT

Report No.: 36414C
Date of Issue: 2022-03-22
Date Received: 2022-03-11
Date Tested: 2022-03-11
Date Completed: 2022-03-22

Page: 4 of 25

Results:

Sample ID	W5-S R1	W5-M R1	W5-B R1	W6-S R1	W6-M R1	W6-B R1
Sample No.	36414-13	36414-14	36414-15	36414-16	36414-17	36414-18
Naphthalene (NAP), µg/L	<0.1	<0.1	<0.1	<0.1	<0.1	<0.1
Acenaphthylene (ANY), µg/L	<0.1	<0.1	<0.1	<0.1	<0.1	<0.1
Acenaphthene (ANA), µg/L	<0.1	<0.1	<0.1	<0.1	<0.1	<0.1
Fluorene (FLU), µg/L	<0.1	<0.1	<0.1	<0.1	<0.1	<0.1
Phenanthrene (PHE), µg/L	<0.1	<0.1	<0.1	<0.1	<0.1	<0.1
Anthracene (ANT), µg/L	<0.1	<0.1	<0.1	<0.1	<0.1	<0.1
Fluoranthene (FLT), µg/L	<0.1	<0.1	<0.1	<0.1	<0.1	<0.1
Benzo(a)Anthracene (BaA), µg/L	<0.1	<0.1	<0.1	<0.1	<0.1	<0.1
Chrysene (CHR), µg/L	<0.1	<0.1	<0.1	<0.1	<0.1	<0.1
Pyrene (PYR), µg/L	<0.1	<0.1	<0.1	<0.1	<0.1	<0.1
Benzo(b)Fluoranthene (BbF), µg/L	<0.1	<0.1	<0.1	<0.1	<0.1	<0.1
Benzo(a)Pyrene (BaP), µg/L	<0.1	<0.1	<0.1	<0.1	<0.1	<0.1
Benzo(k) Fluoranthene (BkF), µg/L	<0.1	<0.1	<0.1	<0.1	<0.1	<0.1
Indeno(1,2,3-cd)pyrene (IPY), µg/L	<0.1	<0.1	<0.1	<0.1	<0.1	<0.1
Dibenz(a,h)anthracene (DBA), µg/L	<0.1	<0.1	<0.1	<0.1	<0.1	<0.1
Benzo(g,h,i)Perylene (BPE), µg/L	<0.1	<0.1	<0.1	<0.1	<0.1	<0.1

Remarks: 1) < = less than

TEST REPORT

Report No.: 36414C
Date of Issue: 2022-03-22
Date Received: 2022-03-11
Date Tested: 2022-03-11
Date Completed: 2022-03-22

Page: 5 of 25

Results:

Sample ID	W7-S R1	W7-M R1	W7-B R1	W8-S R1	W8-M R1	W8-B R1
Sample No.	36414-19	36414-20	36414-21	36414-22	36414-23	36414-24
Naphthalene (NAP), µg/L	<0.1	<0.1	<0.1	<0.1	<0.1	<0.1
Acenaphthylene (ANY), µg/L	<0.1	<0.1	<0.1	<0.1	<0.1	<0.1
Acenaphthene (ANA), µg/L	<0.1	<0.1	<0.1	<0.1	<0.1	<0.1
Fluorene (FLU), µg/L	<0.1	<0.1	<0.1	<0.1	<0.1	<0.1
Phenanthrene (PHE), µg/L	<0.1	<0.1	<0.1	<0.1	<0.1	<0.1
Anthracene (ANT), µg/L	<0.1	<0.1	<0.1	<0.1	<0.1	<0.1
Fluoranthene (FLT), µg/L	<0.1	<0.1	<0.1	<0.1	<0.1	<0.1
Benzo(a)Anthracene (BaA), µg/L	<0.1	<0.1	<0.1	<0.1	<0.1	<0.1
Chrysene (CHR), µg/L	<0.1	<0.1	<0.1	<0.1	<0.1	<0.1
Pyrene (PYR), µg/L	<0.1	<0.1	<0.1	<0.1	<0.1	<0.1
Benzo(b)Fluoranthene (BbF), µg/L	<0.1	<0.1	<0.1	<0.1	<0.1	<0.1
Benzo(a)Pyrene (BaP), µg/L	<0.1	<0.1	<0.1	<0.1	<0.1	<0.1
Benzo(k) Fluoranthene (BkF), µg/L	<0.1	<0.1	<0.1	<0.1	<0.1	<0.1
Indeno(1,2,3-cd)pyrene (IPY), µg/L	<0.1	<0.1	<0.1	<0.1	<0.1	<0.1
Dibenz(a,h)anthracene (DBA), µg/L	<0.1	<0.1	<0.1	<0.1	<0.1	<0.1
Benzo(g,h,i)Perylene (BPE), µg/L	<0.1	<0.1	<0.1	<0.1	<0.1	<0.1

Remarks: 1) < = less than

TEST REPORT

Report No.: 36414C
Date of Issue: 2022-03-22
Date Received: 2022-03-11
Date Tested: 2022-03-11
Date Completed: 2022-03-22

Page: 6 of 25

Results:

Sample ID	W1-S R2	W1-M R2	W1-B R2	W2-S R2	W2-M R2	W2-B R2
Sample No.	36414-25	36414-26	36414-27	36414-28	36414-29	36414-30
Naphthalene (NAP), µg/L	<0.1	<0.1	<0.1	<0.1	<0.1	<0.1
Acenaphthylene (ANY), µg/L	<0.1	<0.1	<0.1	<0.1	<0.1	<0.1
Acenaphthene (ANA), µg/L	<0.1	<0.1	<0.1	<0.1	<0.1	<0.1
Fluorene (FLU), µg/L	<0.1	<0.1	<0.1	<0.1	<0.1	<0.1
Phenanthrene (PHE), µg/L	<0.1	<0.1	<0.1	<0.1	<0.1	<0.1
Anthracene (ANT), µg/L	<0.1	<0.1	<0.1	<0.1	<0.1	<0.1
Fluoranthene (FLT), µg/L	<0.1	<0.1	<0.1	<0.1	<0.1	<0.1
Benzo(a)Anthracene (BaA), µg/L	<0.1	<0.1	<0.1	<0.1	<0.1	<0.1
Chrysene (CHR), µg/L	<0.1	<0.1	<0.1	<0.1	<0.1	<0.1
Pyrene (PYR), µg/L	<0.1	<0.1	<0.1	<0.1	<0.1	<0.1
Benzo(b)Fluoranthene (BbF), µg/L	<0.1	<0.1	<0.1	<0.1	<0.1	<0.1
Benzo(a)Pyrene (BaP), µg/L	<0.1	<0.1	<0.1	<0.1	<0.1	<0.1
Benzo(k) Fluoranthene (BkF), µg/L	<0.1	<0.1	<0.1	<0.1	<0.1	<0.1
Indeno(1,2,3-cd)pyrene (IPY), µg/L	<0.1	<0.1	<0.1	<0.1	<0.1	<0.1
Dibenz(a,h)anthracene (DBA), µg/L	<0.1	<0.1	<0.1	<0.1	<0.1	<0.1
Benzo(g,h,i)Perylene (BPE), µg/L	<0.1	<0.1	<0.1	<0.1	<0.1	<0.1

Remarks: 1) <= less than

TEST REPORT

Report No.: 36414C
Date of Issue: 2022-03-22
Date Received: 2022-03-11
Date Tested: 2022-03-11
Date Completed: 2022-03-22

Page: 7 of 25

Results:

Sample ID	W3-S R2	W3-M R2	W3-B R2	W4-S R2	W4-M R2	W4-B R2
Sample No.	36414-31	36414-32	36414-33	36414-34	36414-35	36414-36
Naphthalene (NAP), µg/L	<0.1	<0.1	<0.1	<0.1	<0.1	<0.1
Acenaphthylene (ANY), µg/L	<0.1	<0.1	<0.1	<0.1	<0.1	<0.1
Acenaphthene (ANA), µg/L	<0.1	<0.1	<0.1	<0.1	<0.1	<0.1
Fluorene (FLU), µg/L	<0.1	<0.1	<0.1	<0.1	<0.1	<0.1
Phenanthrene (PHE), µg/L	<0.1	<0.1	<0.1	<0.1	<0.1	<0.1
Anthracene (ANT), µg/L	<0.1	<0.1	<0.1	<0.1	<0.1	<0.1
Fluoranthene (FLT), µg/L	<0.1	<0.1	<0.1	<0.1	<0.1	<0.1
Benzo(a)Anthracene (BaA), µg/L	<0.1	<0.1	<0.1	<0.1	<0.1	<0.1
Chrysene (CHR), µg/L	<0.1	<0.1	<0.1	<0.1	<0.1	<0.1
Pyrene (PYR), µg/L	<0.1	<0.1	<0.1	<0.1	<0.1	<0.1
Benzo(b)Fluoranthene (BbF), µg/L	<0.1	<0.1	<0.1	<0.1	<0.1	<0.1
Benzo(a)Pyrene (BaP), µg/L	<0.1	<0.1	<0.1	<0.1	<0.1	<0.1
Benzo(k) Fluoranthene (BkF), µg/L	<0.1	<0.1	<0.1	<0.1	<0.1	<0.1
Indeno(1,2,3-cd)pyrene (IPY), µg/L	<0.1	<0.1	<0.1	<0.1	<0.1	<0.1
Dibenz(a,h)anthracene (DBA), µg/L	<0.1	<0.1	<0.1	<0.1	<0.1	<0.1
Benzo(g,h,i)Perylene (BPE), µg/L	<0.1	<0.1	<0.1	<0.1	<0.1	<0.1

Remarks: 1) <= less than

TEST REPORT

Report No.: 36414C
Date of Issue: 2022-03-22
Date Received: 2022-03-11
Date Tested: 2022-03-11
Date Completed: 2022-03-22

Page: 8 of 25

Results:

Sample ID	W5-S R2	W5-M R2	W5-B R2	W6-S R2	W6-M R2	W6-B R2
Sample No.	36414-37	36414-38	36414-39	36414-40	36414-41	36414-42
Naphthalene (NAP), µg/L	<0.1	<0.1	<0.1	<0.1	<0.1	<0.1
Acenaphthylene (ANY), µg/L	<0.1	<0.1	<0.1	<0.1	<0.1	<0.1
Acenaphthene (ANA), µg/L	<0.1	<0.1	<0.1	<0.1	<0.1	<0.1
Fluorene (FLU), µg/L	<0.1	<0.1	<0.1	<0.1	<0.1	<0.1
Phenanthrene (PHE), µg/L	<0.1	<0.1	<0.1	<0.1	<0.1	<0.1
Anthracene (ANT), µg/L	<0.1	<0.1	<0.1	<0.1	<0.1	<0.1
Fluoranthene (FLT), µg/L	<0.1	<0.1	<0.1	<0.1	<0.1	<0.1
Benzo(a)Anthracene (BaA), µg/L	<0.1	<0.1	<0.1	<0.1	<0.1	<0.1
Chrysene (CHR), µg/L	<0.1	<0.1	<0.1	<0.1	<0.1	<0.1
Pyrene (PYR), µg/L	<0.1	<0.1	<0.1	<0.1	<0.1	<0.1
Benzo(b)Fluoranthene (BbF), µg/L	<0.1	<0.1	<0.1	<0.1	<0.1	<0.1
Benzo(a)Pyrene (BaP), µg/L	<0.1	<0.1	<0.1	<0.1	<0.1	<0.1
Benzo(k) Fluoranthene (BkF), µg/L	<0.1	<0.1	<0.1	<0.1	<0.1	<0.1
Indeno(1,2,3-cd)pyrene (IPY), µg/L	<0.1	<0.1	<0.1	<0.1	<0.1	<0.1
Dibenz(a,h)anthracene (DBA), µg/L	<0.1	<0.1	<0.1	<0.1	<0.1	<0.1
Benzo(g,h,i)Perylene (BPE), µg/L	<0.1	<0.1	<0.1	<0.1	<0.1	<0.1

Remarks: 1) <= less than

TEST REPORT

Report No.: 36414C
Date of Issue: 2022-03-22
Date Received: 2022-03-11
Date Tested: 2022-03-11
Date Completed: 2022-03-22

Page: 9 of 25

Results:

Sample ID	W7-S R2	W7-M R2	W7-B R2	W8-S R2	W8-M R2	W8-B R2
Sample No.	36414-43	36414-44	36414-45	36414-46	36414-47	36414-48
Naphthalene (NAP), µg/L	<0.1	<0.1	<0.1	<0.1	<0.1	<0.1
Acenaphthylene (ANY), µg/L	<0.1	<0.1	<0.1	<0.1	<0.1	<0.1
Acenaphthene (ANA), µg/L	<0.1	<0.1	<0.1	<0.1	<0.1	<0.1
Fluorene (FLU), µg/L	<0.1	<0.1	<0.1	<0.1	<0.1	<0.1
Phenanthrene (PHE), µg/L	<0.1	<0.1	<0.1	<0.1	<0.1	<0.1
Anthracene (ANT), µg/L	<0.1	<0.1	<0.1	<0.1	<0.1	<0.1
Fluoranthene (FLT), µg/L	<0.1	<0.1	<0.1	<0.1	<0.1	<0.1
Benzo(a)Anthracene (BaA), µg/L	<0.1	<0.1	<0.1	<0.1	<0.1	<0.1
Chrysene (CHR), µg/L	<0.1	<0.1	<0.1	<0.1	<0.1	<0.1
Pyrene (PYR), µg/L	<0.1	<0.1	<0.1	<0.1	<0.1	<0.1
Benzo(b)Fluoranthene (BbF), µg/L	<0.1	<0.1	<0.1	<0.1	<0.1	<0.1
Benzo(a)Pyrene (BaP), µg/L	<0.1	<0.1	<0.1	<0.1	<0.1	<0.1
Benzo(k) Fluoranthene (BkF), µg/L	<0.1	<0.1	<0.1	<0.1	<0.1	<0.1
Indeno(1,2,3-cd)pyrene (IPY), µg/L	<0.1	<0.1	<0.1	<0.1	<0.1	<0.1
Dibenz(a,h)anthracene (DBA), µg/L	<0.1	<0.1	<0.1	<0.1	<0.1	<0.1
Benzo(g,h,i)Perylene (BPE), µg/L	<0.1	<0.1	<0.1	<0.1	<0.1	<0.1

Remarks: 1) <= less than

TEST REPORT

Report No.: 36414C
Date of Issue: 2022-03-22
Date Received: 2022-03-11
Date Tested: 2022-03-11
Date Completed: 2022-03-22

Page: 10 of 25

Results:

Sample ID	W1-S R3	W1-M R3	W1-B R3	W2-S R3	W2-M R3	W2-B R3
Sample No.	36414-49	36414-50	36414-51	36414-52	36414-53	36414-54
Naphthalene (NAP), µg/L	<0.1	<0.1	<0.1	<0.1	<0.1	<0.1
Acenaphthylene (ANY), µg/L	<0.1	<0.1	<0.1	<0.1	<0.1	<0.1
Acenaphthene (ANA), µg/L	<0.1	<0.1	<0.1	<0.1	<0.1	<0.1
Fluorene (FLU), µg/L	<0.1	<0.1	<0.1	<0.1	<0.1	<0.1
Phenanthrene (PHE), µg/L	<0.1	<0.1	<0.1	<0.1	<0.1	<0.1
Anthracene (ANT), µg/L	<0.1	<0.1	<0.1	<0.1	<0.1	<0.1
Fluoranthene (FLT), µg/L	<0.1	<0.1	<0.1	<0.1	<0.1	<0.1
Benzo(a)Anthracene (BaA), µg/L	<0.1	<0.1	<0.1	<0.1	<0.1	<0.1
Chrysene (CHR), µg/L	<0.1	<0.1	<0.1	<0.1	<0.1	<0.1
Pyrene (PYR), µg/L	<0.1	<0.1	<0.1	<0.1	<0.1	<0.1
Benzo(b)Fluoranthene (BbF), µg/L	<0.1	<0.1	<0.1	<0.1	<0.1	<0.1
Benzo(a)Pyrene (BaP), µg/L	<0.1	<0.1	<0.1	<0.1	<0.1	<0.1
Benzo(k)Fluoranthene (BkF), µg/L	<0.1	<0.1	<0.1	<0.1	<0.1	<0.1
Indeno(1,2,3-cd)pyrene (IPY), µg/L	<0.1	<0.1	<0.1	<0.1	<0.1	<0.1
Dibenz(a,h)anthracene (DBA), µg/L	<0.1	<0.1	<0.1	<0.1	<0.1	<0.1
Benzo(g,h,i)Perylene (BPE), µg/L	<0.1	<0.1	<0.1	<0.1	<0.1	<0.1

Remarks: 1) < = less than

TEST REPORT

Report No.: 36414C
Date of Issue: 2022-03-22
Date Received: 2022-03-11
Date Tested: 2022-03-11
Date Completed: 2022-03-22

Page: 11 of 25

Results:

Sample ID	W3-S R3	W3-M R3	W3-B R3	W4-S R3	W4-M R3	W4-B R3
Sample No.	36414-55	36414-56	36414-57	36414-58	36414-59	36414-60
Naphthalene (NAP), µg/L	<0.1	<0.1	<0.1	<0.1	<0.1	<0.1
Acenaphthylene (ANY), µg/L	<0.1	<0.1	<0.1	<0.1	<0.1	<0.1
Acenaphthene (ANA), µg/L	<0.1	<0.1	<0.1	<0.1	<0.1	<0.1
Fluorene (FLU), µg/L	<0.1	<0.1	<0.1	<0.1	<0.1	<0.1
Phenanthrene (PHE), µg/L	<0.1	<0.1	<0.1	<0.1	<0.1	<0.1
Anthracene (ANT), µg/L	<0.1	<0.1	<0.1	<0.1	<0.1	<0.1
Fluoranthene (FLT), µg/L	<0.1	<0.1	<0.1	<0.1	<0.1	<0.1
Benzo(a)Anthracene (BaA), µg/L	<0.1	<0.1	<0.1	<0.1	<0.1	<0.1
Chrysene (CHR), µg/L	<0.1	<0.1	<0.1	<0.1	<0.1	<0.1
Pyrene (PYR), µg/L	<0.1	<0.1	<0.1	<0.1	<0.1	<0.1
Benzo(b)Fluoranthene (BbF), µg/L	<0.1	<0.1	<0.1	<0.1	<0.1	<0.1
Benzo(a)Pyrene (BaP), µg/L	<0.1	<0.1	<0.1	<0.1	<0.1	<0.1
Benzo(k)Fluoranthene (BkF), µg/L	<0.1	<0.1	<0.1	<0.1	<0.1	<0.1
Indeno(1,2,3-cd)pyrene (IPY), µg/L	<0.1	<0.1	<0.1	<0.1	<0.1	<0.1
Dibenz(a,h)anthracene (DBA), µg/L	<0.1	<0.1	<0.1	<0.1	<0.1	<0.1
Benzo(g,h,i)Perylene (BPE), µg/L	<0.1	<0.1	<0.1	<0.1	<0.1	<0.1

Remarks: 1) < = less than

TEST REPORT

Report No.: 36414C
Date of Issue: 2022-03-22
Date Received: 2022-03-11
Date Tested: 2022-03-11
Date Completed: 2022-03-22

Page: 12 of 25

Results:

Sample ID	W5-S R3	W5-M R3	W5-B R3	W6-S R3	W6-M R3	W6-B R3
Sample No.	36414-61	36414-62	36414-63	36414-64	36414-65	36414-66
Naphthalene (NAP), µg/L	<0.1	<0.1	<0.1	<0.1	<0.1	<0.1
Acenaphthylene (ANY), µg/L	<0.1	<0.1	<0.1	<0.1	<0.1	<0.1
Acenaphthene (ANA), µg/L	<0.1	<0.1	<0.1	<0.1	<0.1	<0.1
Fluorene (FLU), µg/L	<0.1	<0.1	<0.1	<0.1	<0.1	<0.1
Phenanthrene (PHE), µg/L	<0.1	<0.1	<0.1	<0.1	<0.1	<0.1
Anthracene (ANT), µg/L	<0.1	<0.1	<0.1	<0.1	<0.1	<0.1
Fluoranthene (FLT), µg/L	<0.1	<0.1	<0.1	<0.1	<0.1	<0.1
Benzo(a)Anthracene (BaA), µg/L	<0.1	<0.1	<0.1	<0.1	<0.1	<0.1
Chrysene (CHR), µg/L	<0.1	<0.1	<0.1	<0.1	<0.1	<0.1
Pyrene (PYR), µg/L	<0.1	<0.1	<0.1	<0.1	<0.1	<0.1
Benzo(b)Fluoranthene (BbF), µg/L	<0.1	<0.1	<0.1	<0.1	<0.1	<0.1
Benzo(a)Pyrene (BaP), µg/L	<0.1	<0.1	<0.1	<0.1	<0.1	<0.1
Benzo(k)Fluoranthene (BkF), µg/L	<0.1	<0.1	<0.1	<0.1	<0.1	<0.1
Indeno(1,2,3-cd)pyrene (IPY), µg/L	<0.1	<0.1	<0.1	<0.1	<0.1	<0.1
Dibenz(a,h)anthracene (DBA), µg/L	<0.1	<0.1	<0.1	<0.1	<0.1	<0.1
Benzo(g,h,i)Perylene (BPE), µg/L	<0.1	<0.1	<0.1	<0.1	<0.1	<0.1

Remarks: 1) < = less than

TEST REPORT

Report No.: 36414C
Date of Issue: 2022-03-22
Date Received: 2022-03-11
Date Tested: 2022-03-11
Date Completed: 2022-03-22

Page: 13 of 25

Results:

Sample ID	W7-S R3	W7-M R3	W7-B R3	W8-S R3	W8-M R3	W8-B R3
Sample No.	36414-67	36414-68	36414-69	36414-70	36414-71	36414-72
Naphthalene (NAP), µg/L	<0.1	<0.1	<0.1	<0.1	<0.1	<0.1
Acenaphthylene (ANY), µg/L	<0.1	<0.1	<0.1	<0.1	<0.1	<0.1
Acenaphthene (ANA), µg/L	<0.1	<0.1	<0.1	<0.1	<0.1	<0.1
Fluorene (FLU), µg/L	<0.1	<0.1	<0.1	<0.1	<0.1	<0.1
Phenanthrene (PHE), µg/L	<0.1	<0.1	<0.1	<0.1	<0.1	<0.1
Anthracene (ANT), µg/L	<0.1	<0.1	<0.1	<0.1	<0.1	<0.1
Fluoranthene (FLT), µg/L	<0.1	<0.1	<0.1	<0.1	<0.1	<0.1
Benzo(a)Anthracene (BaA), µg/L	<0.1	<0.1	<0.1	<0.1	<0.1	<0.1
Chrysene (CHR), µg/L	<0.1	<0.1	<0.1	<0.1	<0.1	<0.1
Pyrene (PYR), µg/L	<0.1	<0.1	<0.1	<0.1	<0.1	<0.1
Benzo(b)Fluoranthene (BbF), µg/L	<0.1	<0.1	<0.1	<0.1	<0.1	<0.1
Benzo(a)Pyrene (BaP), µg/L	<0.1	<0.1	<0.1	<0.1	<0.1	<0.1
Benzo(k)Fluoranthene (BkF), µg/L	<0.1	<0.1	<0.1	<0.1	<0.1	<0.1
Indeno(1,2,3-cd)pyrene (IPY), µg/L	<0.1	<0.1	<0.1	<0.1	<0.1	<0.1
Dibenz(a,h)anthracene (DBA), µg/L	<0.1	<0.1	<0.1	<0.1	<0.1	<0.1
Benzo(g,h,i)Perylene (BPE), µg/L	<0.1	<0.1	<0.1	<0.1	<0.1	<0.1

Remarks: 1) < = less than

TEST REPORT

Report No.: 36414C
Date of Issue: 2022-03-22
Date Received: 2022-03-11
Date Tested: 2022-03-11
Date Completed: 2022-03-22

Page: 14 of 25

Results:

Sample ID	W1-S R4	W1-M R4	W1-B R4	W2-S R4	W2-M R4	W2-B R4
Sample No.	36414-73	36414-74	36414-75	36414-76	36414-77	36414-78
Naphthalene (NAP), µg/L	<0.1	<0.1	<0.1	<0.1	<0.1	<0.1
Acenaphthylene (ANY), µg/L	<0.1	<0.1	<0.1	<0.1	<0.1	<0.1
Acenaphthene (ANA), µg/L	<0.1	<0.1	<0.1	<0.1	<0.1	<0.1
Fluorene (FLU), µg/L	<0.1	<0.1	<0.1	<0.1	<0.1	<0.1
Phenanthrene (PHE), µg/L	<0.1	<0.1	<0.1	<0.1	<0.1	<0.1
Anthracene (ANT), µg/L	<0.1	<0.1	<0.1	<0.1	<0.1	<0.1
Fluoranthene (FLT), µg/L	<0.1	<0.1	<0.1	<0.1	<0.1	<0.1
Benzo(a)Anthracene (BaA), µg/L	<0.1	<0.1	<0.1	<0.1	<0.1	<0.1
Chrysene (CHR), µg/L	<0.1	<0.1	<0.1	<0.1	<0.1	<0.1
Pyrene (PYR), µg/L	<0.1	<0.1	<0.1	<0.1	<0.1	<0.1
Benzo(b)Fluoranthene (BbF), µg/L	<0.1	<0.1	<0.1	<0.1	<0.1	<0.1
Benzo(a)Pyrene (BaP), µg/L	<0.1	<0.1	<0.1	<0.1	<0.1	<0.1
Benzo(k)Fluoranthene (BkF), µg/L	<0.1	<0.1	<0.1	<0.1	<0.1	<0.1
Indeno(1,2,3-cd)pyrene (IPY), µg/L	<0.1	<0.1	<0.1	<0.1	<0.1	<0.1
Dibenz(a,h)anthracene (DBA), µg/L	<0.1	<0.1	<0.1	<0.1	<0.1	<0.1
Benzo(g,h,i)Perylene (BPE), µg/L	<0.1	<0.1	<0.1	<0.1	<0.1	<0.1

Remarks: 1) < = less than

TEST REPORT

Report No.: 36414C
Date of Issue: 2022-03-22
Date Received: 2022-03-11
Date Tested: 2022-03-11
Date Completed: 2022-03-22

Page: 15 of 25

Results:

Sample ID	W3-S R4	W3-M R4	W3-B R4	W4-S R4	W4-M R4	W4-B R4
Sample No.	36414-79	36414-80	36414-81	36414-82	36414-83	36414-84
Naphthalene (NAP), µg/L	<0.1	<0.1	<0.1	<0.1	<0.1	<0.1
Acenaphthylene (ANY), µg/L	<0.1	<0.1	<0.1	<0.1	<0.1	<0.1
Acenaphthene (ANA), µg/L	<0.1	<0.1	<0.1	<0.1	<0.1	<0.1
Fluorene (FLU), µg/L	<0.1	<0.1	<0.1	<0.1	<0.1	<0.1
Phenanthrene (PHE), µg/L	<0.1	<0.1	<0.1	<0.1	<0.1	<0.1
Anthracene (ANT), µg/L	<0.1	<0.1	<0.1	<0.1	<0.1	<0.1
Fluoranthene (FLT), µg/L	<0.1	<0.1	<0.1	<0.1	<0.1	<0.1
Benzo(a)Anthracene (BaA), µg/L	<0.1	<0.1	<0.1	<0.1	<0.1	<0.1
Chrysene (CHR), µg/L	<0.1	<0.1	<0.1	<0.1	<0.1	<0.1
Pyrene (PYR), µg/L	<0.1	<0.1	<0.1	<0.1	<0.1	<0.1
Benzo(b)Fluoranthene (BbF), µg/L	<0.1	<0.1	<0.1	<0.1	<0.1	<0.1
Benzo(a)Pyrene (BaP), µg/L	<0.1	<0.1	<0.1	<0.1	<0.1	<0.1
Benzo(k)Fluoranthene (BkF), µg/L	<0.1	<0.1	<0.1	<0.1	<0.1	<0.1
Indeno(1,2,3-cd)pyrene (IPY), µg/L	<0.1	<0.1	<0.1	<0.1	<0.1	<0.1
Dibenz(a,h)anthracene (DBA), µg/L	<0.1	<0.1	<0.1	<0.1	<0.1	<0.1
Benzo(g,h,i)Perylene (BPE), µg/L	<0.1	<0.1	<0.1	<0.1	<0.1	<0.1

Remarks: 1) < = less than

TEST REPORT

Report No.: 36414C
Date of Issue: 2022-03-22
Date Received: 2022-03-11
Date Tested: 2022-03-11
Date Completed: 2022-03-22
Page: 16 of 25

Results:

Sample ID	W5-S R4	W5-M R4	W5-B R4	W6-S R4	W6-M R4	W6-B R4
Sample No.	36414-85	36414-86	36414-87	36414-88	36414-89	36414-90
Naphthalene (NAP), µg/L	<0.1	<0.1	<0.1	<0.1	<0.1	<0.1
Acenaphthylene (ANY), µg/L	<0.1	<0.1	<0.1	<0.1	<0.1	<0.1
Acenaphthene (ANA), µg/L	<0.1	<0.1	<0.1	<0.1	<0.1	<0.1
Fluorene (FLU), µg/L	<0.1	<0.1	<0.1	<0.1	<0.1	<0.1
Phenanthrene (PHE), µg/L	<0.1	<0.1	<0.1	<0.1	<0.1	<0.1
Anthracene (ANT), µg/L	<0.1	<0.1	<0.1	<0.1	<0.1	<0.1
Fluoranthene (FLT), µg/L	<0.1	<0.1	<0.1	<0.1	<0.1	<0.1
Benzo(a)Anthracene (BaA), µg/L	<0.1	<0.1	<0.1	<0.1	<0.1	<0.1
Chrysene (CHR), µg/L	<0.1	<0.1	<0.1	<0.1	<0.1	<0.1
Pyrene (PYR), µg/L	<0.1	<0.1	<0.1	<0.1	<0.1	<0.1
Benzo(b)Fluoranthene (BbF), µg/L	<0.1	<0.1	<0.1	<0.1	<0.1	<0.1
Benzo(a)Pyrene (BaP), µg/L	<0.1	<0.1	<0.1	<0.1	<0.1	<0.1
Benzo(k) Fluoranthene (BkF), µg/L	<0.1	<0.1	<0.1	<0.1	<0.1	<0.1
Indeno(1,2,3-cd)pyrene (IPY), µg/L	<0.1	<0.1	<0.1	<0.1	<0.1	<0.1
Dibenz(a,h)anthracene (DBA), µg/L	<0.1	<0.1	<0.1	<0.1	<0.1	<0.1
Benzo(g,h,i)Perylene (BPE), µg/L	<0.1	<0.1	<0.1	<0.1	<0.1	<0.1

Remarks: 1) <= less than

TEST REPORT

Report No.: 36414C
Date of Issue: 2022-03-22
Date Received: 2022-03-11
Date Tested: 2022-03-11
Date Completed: 2022-03-22
Page: 17 of 25

Results:

Sample ID	W7-S R4	W7-M R4	W7-B R4	W8-S R4	W8-M R4	W8-B R4
Sample No.	36414-91	36414-92	36414-93	36414-94	36414-95	36414-96
Naphthalene (NAP), µg/L	<0.1	<0.1	<0.1	<0.1	<0.1	<0.1
Acenaphthylene (ANY), µg/L	<0.1	<0.1	<0.1	<0.1	<0.1	<0.1
Acenaphthene (ANA), µg/L	<0.1	<0.1	<0.1	<0.1	<0.1	<0.1
Fluorene (FLU), µg/L	<0.1	<0.1	<0.1	<0.1	<0.1	<0.1
Phenanthrene (PHE), µg/L	<0.1	<0.1	<0.1	<0.1	<0.1	<0.1
Anthracene (ANT), µg/L	<0.1	<0.1	<0.1	<0.1	<0.1	<0.1
Fluoranthene (FLT), µg/L	<0.1	<0.1	<0.1	<0.1	<0.1	<0.1
Benzo(a)Anthracene (BaA), µg/L	<0.1	<0.1	<0.1	<0.1	<0.1	<0.1
Chrysene (CHR), µg/L	<0.1	<0.1	<0.1	<0.1	<0.1	<0.1
Pyrene (PYR), µg/L	<0.1	<0.1	<0.1	<0.1	<0.1	<0.1
Benzo(b)Fluoranthene (BbF), µg/L	<0.1	<0.1	<0.1	<0.1	<0.1	<0.1
Benzo(a)Pyrene (BaP), µg/L	<0.1	<0.1	<0.1	<0.1	<0.1	<0.1
Benzo(k) Fluoranthene (BkF), µg/L	<0.1	<0.1	<0.1	<0.1	<0.1	<0.1
Indeno(1,2,3-cd)pyrene (IPY), µg/L	<0.1	<0.1	<0.1	<0.1	<0.1	<0.1
Dibenz(a,h)anthracene (DBA), µg/L	<0.1	<0.1	<0.1	<0.1	<0.1	<0.1
Benzo(g,h,i)Perylene (BPE), µg/L	<0.1	<0.1	<0.1	<0.1	<0.1	<0.1

Remarks: 1) <= less than

TEST REPORT

Report No.: 36414C
Date of Issue: 2022-03-22
Date Received: 2022-03-11
Date Tested: 2022-03-11
Date Completed: 2022-03-22

Page: 18 of 25

Results:

Sample ID	W1-S R5	W1-M R5	W1-B R5	W2-S R5	W2-M R5	W2-B R5
Sample No.	36414-97	36414-98	36414-99	36414-100	36414-101	36414-102
Naphthalene (NAP), µg/L	<0.1	<0.1	<0.1	<0.1	<0.1	<0.1
Acenaphthylene (ANY), µg/L	<0.1	<0.1	<0.1	<0.1	<0.1	<0.1
Acenaphthene (ANA), µg/L	<0.1	<0.1	<0.1	<0.1	<0.1	<0.1
Fluorene (FLU), µg/L	<0.1	<0.1	<0.1	<0.1	<0.1	<0.1
Phenanthrene (PHE), µg/L	<0.1	<0.1	<0.1	<0.1	<0.1	<0.1
Anthracene (ANT), µg/L	<0.1	<0.1	<0.1	<0.1	<0.1	<0.1
Fluoranthene (FLT), µg/L	<0.1	<0.1	<0.1	<0.1	<0.1	<0.1
Benzo(a)Anthracene (BaA), µg/L	<0.1	<0.1	<0.1	<0.1	<0.1	<0.1
Chrysene (CHR), µg/L	<0.1	<0.1	<0.1	<0.1	<0.1	<0.1
Pyrene (PYR), µg/L	<0.1	<0.1	<0.1	<0.1	<0.1	<0.1
Benzo(b)Fluoranthene (BbF), µg/L	<0.1	<0.1	<0.1	<0.1	<0.1	<0.1
Benzo(a)Pyrene (BaP), µg/L	<0.1	<0.1	<0.1	<0.1	<0.1	<0.1
Benzo(k) Fluoranthene (BkF), µg/L	<0.1	<0.1	<0.1	<0.1	<0.1	<0.1
Indeno(1,2,3-cd)pyrene (IPY), µg/L	<0.1	<0.1	<0.1	<0.1	<0.1	<0.1
Dibenz(a,h)anthracene (DBA), µg/L	<0.1	<0.1	<0.1	<0.1	<0.1	<0.1
Benzo(g,h,i)Perylene (BPE), µg/L	<0.1	<0.1	<0.1	<0.1	<0.1	<0.1

Remarks: 1) < = less than

TEST REPORT

Report No.: 36414C
Date of Issue: 2022-03-22
Date Received: 2022-03-11
Date Tested: 2022-03-11
Date Completed: 2022-03-22

Page: 19 of 25

Results:

Sample ID	W3-S R5	W3-M R5	W3-B R5	W4-S R5	W4-M R5	W4-B R5
Sample No.	36414-103	36414-104	36414-105	36414-106	36414-107	36414-108
Naphthalene (NAP), µg/L	<0.1	<0.1	<0.1	<0.1	<0.1	<0.1
Acenaphthylene (ANY), µg/L	<0.1	<0.1	<0.1	<0.1	<0.1	<0.1
Acenaphthene (ANA), µg/L	<0.1	<0.1	<0.1	<0.1	<0.1	<0.1
Fluorene (FLU), µg/L	<0.1	<0.1	<0.1	<0.1	<0.1	<0.1
Phenanthrene (PHE), µg/L	<0.1	<0.1	<0.1	<0.1	<0.1	<0.1
Anthracene (ANT), µg/L	<0.1	<0.1	<0.1	<0.1	<0.1	<0.1
Fluoranthene (FLT), µg/L	<0.1	<0.1	<0.1	<0.1	<0.1	<0.1
Benzo(a)Anthracene (BaA), µg/L	<0.1	<0.1	<0.1	<0.1	<0.1	<0.1
Chrysene (CHR), µg/L	<0.1	<0.1	<0.1	<0.1	<0.1	<0.1
Pyrene (PYR), µg/L	<0.1	<0.1	<0.1	<0.1	<0.1	<0.1
Benzo(b)Fluoranthene (BbF), µg/L	<0.1	<0.1	<0.1	<0.1	<0.1	<0.1
Benzo(a)Pyrene (BaP), µg/L	<0.1	<0.1	<0.1	<0.1	<0.1	<0.1
Benzo(k) Fluoranthene (BkF), µg/L	<0.1	<0.1	<0.1	<0.1	<0.1	<0.1
Indeno(1,2,3-cd)pyrene (IPY), µg/L	<0.1	<0.1	<0.1	<0.1	<0.1	<0.1
Dibenz(a,h)anthracene (DBA), µg/L	<0.1	<0.1	<0.1	<0.1	<0.1	<0.1
Benzo(g,h,i)Perylene (BPE), µg/L	<0.1	<0.1	<0.1	<0.1	<0.1	<0.1

Remarks: 1) < = less than

TEST REPORT

Report No.: 36414C
Date of Issue: 2022-03-22
Date Received: 2022-03-11
Date Tested: 2022-03-11
Date Completed: 2022-03-22
Page: 20 of 25

Results:

Sample ID	W5-S R5	W5-M R5	W5-B R5	W6-S R5	W6-M R5	W6-B R5
Sample No.	36414-109	36414-110	36414-111	36414-112	36414-113	36414-114
Naphthalene (NAP), µg/L	<0.1	<0.1	<0.1	<0.1	<0.1	<0.1
Acenaphthylene (ANY), µg/L	<0.1	<0.1	<0.1	<0.1	<0.1	<0.1
Acenaphthene (ANA), µg/L	<0.1	<0.1	<0.1	<0.1	<0.1	<0.1
Fluorene (FLU), µg/L	<0.1	<0.1	<0.1	<0.1	<0.1	<0.1
Phenanthrene (PHE), µg/L	<0.1	<0.1	<0.1	<0.1	<0.1	<0.1
Anthracene (ANT), µg/L	<0.1	<0.1	<0.1	<0.1	<0.1	<0.1
Fluoranthene (FLT), µg/L	<0.1	<0.1	<0.1	<0.1	<0.1	<0.1
Benzo(a)Anthracene (BaA), µg/L	<0.1	<0.1	<0.1	<0.1	<0.1	<0.1
Chrysene (CHR), µg/L	<0.1	<0.1	<0.1	<0.1	<0.1	<0.1
Pyrene (PYR), µg/L	<0.1	<0.1	<0.1	<0.1	<0.1	<0.1
Benzo(b)Fluoranthene (BbF), µg/L	<0.1	<0.1	<0.1	<0.1	<0.1	<0.1
Benzo(a)Pyrene (BaP), µg/L	<0.1	<0.1	<0.1	<0.1	<0.1	<0.1
Benzo(k) Fluoranthene (BkF), µg/L	<0.1	<0.1	<0.1	<0.1	<0.1	<0.1
Indeno(1,2,3-cd)pyrene (IPY), µg/L	<0.1	<0.1	<0.1	<0.1	<0.1	<0.1
Dibenz(a,h)anthracene (DBA), µg/L	<0.1	<0.1	<0.1	<0.1	<0.1	<0.1
Benzo(g,h,i)Perylene (BPE), µg/L	<0.1	<0.1	<0.1	<0.1	<0.1	<0.1

Remarks: 1) < = less than

TEST REPORT

Report No.: 36414C
Date of Issue: 2022-03-22
Date Received: 2022-03-11
Date Tested: 2022-03-11
Date Completed: 2022-03-22
Page: 21 of 25

Results:

Sample ID	W7-S R5	W7-M R5	W7-B R5	W8-S R5	W8-M R5	W8-B R5
Sample No.	36414-115	36414-116	36414-117	36414-118	36414-119	36414-120
Naphthalene (NAP), µg/L	<0.1	<0.1	<0.1	<0.1	<0.1	<0.1
Acenaphthylene (ANY), µg/L	<0.1	<0.1	<0.1	<0.1	<0.1	<0.1
Acenaphthene (ANA), µg/L	<0.1	<0.1	<0.1	<0.1	<0.1	<0.1
Fluorene (FLU), µg/L	<0.1	<0.1	<0.1	<0.1	<0.1	<0.1
Phenanthrene (PHE), µg/L	<0.1	<0.1	<0.1	<0.1	<0.1	<0.1
Anthracene (ANT), µg/L	<0.1	<0.1	<0.1	<0.1	<0.1	<0.1
Fluoranthene (FLT), µg/L	<0.1	<0.1	<0.1	<0.1	<0.1	<0.1
Benzo(a)Anthracene (BaA), µg/L	<0.1	<0.1	<0.1	<0.1	<0.1	<0.1
Chrysene (CHR), µg/L	<0.1	<0.1	<0.1	<0.1	<0.1	<0.1
Pyrene (PYR), µg/L	<0.1	<0.1	<0.1	<0.1	<0.1	<0.1
Benzo(b)Fluoranthene (BbF), µg/L	<0.1	<0.1	<0.1	<0.1	<0.1	<0.1
Benzo(a)Pyrene (BaP), µg/L	<0.1	<0.1	<0.1	<0.1	<0.1	<0.1
Benzo(k) Fluoranthene (BkF), µg/L	<0.1	<0.1	<0.1	<0.1	<0.1	<0.1
Indeno(1,2,3-cd)pyrene (IPY), µg/L	<0.1	<0.1	<0.1	<0.1	<0.1	<0.1
Dibenz(a,h)anthracene (DBA), µg/L	<0.1	<0.1	<0.1	<0.1	<0.1	<0.1
Benzo(g,h,i)Perylene (BPE), µg/L	<0.1	<0.1	<0.1	<0.1	<0.1	<0.1

Remarks: 1) < = less than

TEST REPORT

Report No.: 36414C
Date of Issue: 2022-03-22
Date Received: 2022-03-11
Date Tested: 2022-03-11
Date Completed: 2022-03-22
Page: 22 of 25

Results:

Sample ID	W1-S R6	W1-M R6	W1-B R6	W2-S R6	W2-M R6	W2-B R6
Sample No.	36414-121	36414-122	36414-123	36414-124	36414-125	36414-126
Naphthalene (NAP), µg/L	<0.1	<0.1	<0.1	<0.1	<0.1	<0.1
Acenaphthylene (ANY), µg/L	<0.1	<0.1	<0.1	<0.1	<0.1	<0.1
Acenaphthene (ANA), µg/L	<0.1	<0.1	<0.1	<0.1	<0.1	<0.1
Fluorene (FLU), µg/L	<0.1	<0.1	<0.1	<0.1	<0.1	<0.1
Phenanthrene (PHE), µg/L	<0.1	<0.1	<0.1	<0.1	<0.1	<0.1
Anthracene (ANT), µg/L	<0.1	<0.1	<0.1	<0.1	<0.1	<0.1
Fluoranthene (FLT), µg/L	<0.1	<0.1	<0.1	<0.1	<0.1	<0.1
Benzo(a)Anthracene (BaA), µg/L	<0.1	<0.1	<0.1	<0.1	<0.1	<0.1
Chrysene (CHR), µg/L	<0.1	<0.1	<0.1	<0.1	<0.1	<0.1
Pyrene (PYR), µg/L	<0.1	<0.1	<0.1	<0.1	<0.1	<0.1
Benzo(b)Fluoranthene (BbF), µg/L	<0.1	<0.1	<0.1	<0.1	<0.1	<0.1
Benzo(a)Pyrene (BaP), µg/L	<0.1	<0.1	<0.1	<0.1	<0.1	<0.1
Benzo(k) Fluoranthene (BkF), µg/L	<0.1	<0.1	<0.1	<0.1	<0.1	<0.1
Indeno(1,2,3-cd)pyrene (IPY), µg/L	<0.1	<0.1	<0.1	<0.1	<0.1	<0.1
Dibenz(a,h)anthracene (DBA), µg/L	<0.1	<0.1	<0.1	<0.1	<0.1	<0.1
Benzo(g,h,i)Perylene (BPE), µg/L	<0.1	<0.1	<0.1	<0.1	<0.1	<0.1

Remarks: 1) < = less than

TEST REPORT

Report No.: 36414C
Date of Issue: 2022-03-22
Date Received: 2022-03-11
Date Tested: 2022-03-11
Date Completed: 2022-03-22
Page: 23 of 25

Results:

Sample ID	W3-S R6	W3-M R6	W3-B R6	W4-S R6	W4-M R6	W4-B R6
Sample No.	36414-127	36414-128	36414-129	36414-130	36414-131	36414-132
Naphthalene (NAP), µg/L	<0.1	<0.1	<0.1	<0.1	<0.1	<0.1
Acenaphthylene (ANY), µg/L	<0.1	<0.1	<0.1	<0.1	<0.1	<0.1
Acenaphthene (ANA), µg/L	<0.1	<0.1	<0.1	<0.1	<0.1	<0.1
Fluorene (FLU), µg/L	<0.1	<0.1	<0.1	<0.1	<0.1	<0.1
Phenanthrene (PHE), µg/L	<0.1	<0.1	<0.1	<0.1	<0.1	<0.1
Anthracene (ANT), µg/L	<0.1	<0.1	<0.1	<0.1	<0.1	<0.1
Fluoranthene (FLT), µg/L	<0.1	<0.1	<0.1	<0.1	<0.1	<0.1
Benzo(a)Anthracene (BaA), µg/L	<0.1	<0.1	<0.1	<0.1	<0.1	<0.1
Chrysene (CHR), µg/L	<0.1	<0.1	<0.1	<0.1	<0.1	<0.1
Pyrene (PYR), µg/L	<0.1	<0.1	<0.1	<0.1	<0.1	<0.1
Benzo(b)Fluoranthene (BbF), µg/L	<0.1	<0.1	<0.1	<0.1	<0.1	<0.1
Benzo(a)Pyrene (BaP), µg/L	<0.1	<0.1	<0.1	<0.1	<0.1	<0.1
Benzo(k) Fluoranthene (BkF), µg/L	<0.1	<0.1	<0.1	<0.1	<0.1	<0.1
Indeno(1,2,3-cd)pyrene (IPY), µg/L	<0.1	<0.1	<0.1	<0.1	<0.1	<0.1
Dibenz(a,h)anthracene (DBA), µg/L	<0.1	<0.1	<0.1	<0.1	<0.1	<0.1
Benzo(g,h,i)Perylene (BPE), µg/L	<0.1	<0.1	<0.1	<0.1	<0.1	<0.1

Remarks: 1) < = less than

TEST REPORT

Report No.: 36414C
Date of Issue: 2022-03-22
Date Received: 2022-03-11
Date Tested: 2022-03-11
Date Completed: 2022-03-22
Page: 24 of 25

Results:

Sample ID	W5-S R6	W5-M R6	W5-B R6	W6-S R6	W6-M R6	W6-B R6
Sample No.	36414-133	36414-134	36414-135	36414-136	36414-137	36414-138
Naphthalene (NAP), µg/L	<0.1	<0.1	<0.1	<0.1	<0.1	<0.1
Acenaphthylene (ANY), µg/L	<0.1	<0.1	<0.1	<0.1	<0.1	<0.1
Acenaphthene (ANA), µg/L	<0.1	<0.1	<0.1	<0.1	<0.1	<0.1
Fluorene (FLU), µg/L	<0.1	<0.1	<0.1	<0.1	<0.1	<0.1
Phenanthrene (PHE), µg/L	<0.1	<0.1	<0.1	<0.1	<0.1	<0.1
Anthracene (ANT), µg/L	<0.1	<0.1	<0.1	<0.1	<0.1	<0.1
Fluoranthene (FLT), µg/L	<0.1	<0.1	<0.1	<0.1	<0.1	<0.1
Benzo(a)Anthracene (BaA), µg/L	<0.1	<0.1	<0.1	<0.1	<0.1	<0.1
Chrysene (CHR), µg/L	<0.1	<0.1	<0.1	<0.1	<0.1	<0.1
Pyrene (PYR), µg/L	<0.1	<0.1	<0.1	<0.1	<0.1	<0.1
Benzo(b)Fluoranthene (BbF), µg/L	<0.1	<0.1	<0.1	<0.1	<0.1	<0.1
Benzo(a)Pyrene (BaP), µg/L	<0.1	<0.1	<0.1	<0.1	<0.1	<0.1
Benzo(k) Fluoranthene (BkF), µg/L	<0.1	<0.1	<0.1	<0.1	<0.1	<0.1
Indeno(1,2,3-cd)pyrene (IPY), µg/L	<0.1	<0.1	<0.1	<0.1	<0.1	<0.1
Dibenz(a,h)anthracene (DBA), µg/L	<0.1	<0.1	<0.1	<0.1	<0.1	<0.1
Benzo(g,h,i)Perylene (BPE), µg/L	<0.1	<0.1	<0.1	<0.1	<0.1	<0.1

Remarks: 1) < = less than

TEST REPORT

Report No.: 36414C
Date of Issue: 2022-03-22
Date Received: 2022-03-11
Date Tested: 2022-03-11
Date Completed: 2022-03-22
Page: 25 of 25

Results:

Sample ID	W7-S R6	W7-M R6	W7-B R6	W8-S R6	W8-M R6	W8-B R6
Sample No.	36414-139	36414-140	36414-141	36414-142	36414-143	36414-144
Naphthalene (NAP), µg/L	<0.1	<0.1	<0.1	<0.1	<0.1	<0.1
Acenaphthylene (ANY), µg/L	<0.1	<0.1	<0.1	<0.1	<0.1	<0.1
Acenaphthene (ANA), µg/L	<0.1	<0.1	<0.1	<0.1	<0.1	<0.1
Fluorene (FLU), µg/L	<0.1	<0.1	<0.1	<0.1	<0.1	<0.1
Phenanthrene (PHE), µg/L	<0.1	<0.1	<0.1	<0.1	<0.1	<0.1
Anthracene (ANT), µg/L	<0.1	<0.1	<0.1	<0.1	<0.1	<0.1
Fluoranthene (FLT), µg/L	<0.1	<0.1	<0.1	<0.1	<0.1	<0.1
Benzo(a)Anthracene (BaA), µg/L	<0.1	<0.1	<0.1	<0.1	<0.1	<0.1
Chrysene (CHR), µg/L	<0.1	<0.1	<0.1	<0.1	<0.1	<0.1
Pyrene (PYR), µg/L	<0.1	<0.1	<0.1	<0.1	<0.1	<0.1
Benzo(b)Fluoranthene (BbF), µg/L	<0.1	<0.1	<0.1	<0.1	<0.1	<0.1
Benzo(a)Pyrene (BaP), µg/L	<0.1	<0.1	<0.1	<0.1	<0.1	<0.1
Benzo(k) Fluoranthene (BkF), µg/L	<0.1	<0.1	<0.1	<0.1	<0.1	<0.1
Indeno(1,2,3-cd)pyrene (IPY), µg/L	<0.1	<0.1	<0.1	<0.1	<0.1	<0.1
Dibenz(a,h)anthracene (DBA), µg/L	<0.1	<0.1	<0.1	<0.1	<0.1	<0.1
Benzo(g,h,i)Perylene (BPE), µg/L	<0.1	<0.1	<0.1	<0.1	<0.1	<0.1

Remarks: 1) < = less than

*****END OF REPORT*****

TEST REPORT

APPLICANT: SUEZ NWS Limited
Room 702, 7/F, Lee Garden Two,
28 Yun Ping Road, Causeway Bay, Hong Kong

Report No.: 36414D
Date of Issue: 2022-03-22
Date Received: 2022-03-11
Date Tested: 2022-03-11
Date Completed: 2022-03-22

ATTN: Mr. Cyrus Fung

Page: 1 of 49

Sample Description : 144 liquid samples as received from customer said to be seawater
Laboratory No. : 36414D
Sampling Date : 2022-03-11

Test Requested & Methodology:

Item	Parameters	Ref. Method	Limit of Reporting
1	2,4'-Dichlorobiphenyl (PCB8)	In-house method SOP 087 (GC/MSD)	0.02 µg/L
2	2,2',5-Trichlorobiphenyl (PCB18)		0.02 µg/L
3	2,4,4'-Trichlorobiphenyl (PCB28)		0.02 µg/L
4	2,2',3,5'-Tetrachlorobiphenyl (PCB44)		0.02 µg/L
5	2,2',5,5'-Tetrachlorobiphenyl (PCB52)		0.02 µg/L
6	2,3',4,4'-Tetrachlorobiphenyl (PCB66)		0.02 µg/L
7	3,3',4,4'-Tetrachlorobiphenyl (PCB77)		0.02 µg/L
8	3,4,4',5-Tetrachlorobiphenyl (PCB81)		0.02 µg/L
9	2,2',4,5,5'-Pentachlorobiphenyl (PCB101)		0.02 µg/L
10	2,3,3',4,4'-Pentachlorobiphenyl (PCB105)		0.02 µg/L
11	2,3,4,4',5-Pentachlorobiphenyl (PCB114)		0.02 µg/L
12	2,3',4,4',5-Pentachlorobiphenyl (PCB118)		0.02 µg/L
13	2',3,4,4',5-Pentachlorobiphenyl (PCB123)		0.02 µg/L
14	3,3',4,4',5-Pentachlorobiphenyl (PCB126)		0.02 µg/L
15	2,2',3,3',4,4'-Hexachlorobiphenyl (PCB128)		0.02 µg/L
16	2,2',3,4,4',5'-Hexachlorobiphenyl (PCB138)		0.02 µg/L
17	2,2',4,4',5,5'-Hexachlorobiphenyl (PCB153)		0.02 µg/L
18	2,3,3',4,4',5-Hexachlorobiphenyl (PCB156)		0.02 µg/L
19	2,3,3',4,4',5'-Hexachlorobiphenyl (PCB157)		0.02 µg/L
20	2,3',4,4',5,5'-Hexachlorobiphenyl (PCB167)		0.02 µg/L
21	3,3',4,4',5,5'-Hexachlorobiphenyl (PCB169)		0.02 µg/L
22	2,2',3,3',4,4',5-Heptachlorobiphenyl (PCB170)		0.02 µg/L
23	2,2',3,4,4',5,5'-Heptachlorobiphenyl (PCB180)		0.02 µg/L
24	2,2',3,4',5,5',6-Heptachlorobiphenyl (PCB187)		0.02 µg/L
25	2,3,3',4,4',5,5'-Heptachlorobiphenyl (PCB189)		0.02 µg/L

PREPARED AND CHECKED BY:

For and On Behalf of **WELLAB Ltd.**


PATRICK TSE
General Manager

TEST REPORT

Report No.: 36414D
Date of Issue: 2022-03-22
Date Received: 2022-03-11
Date Tested: 2022-03-11
Date Completed: 2022-03-22

Page: 2 of 49

Results:

Sample ID	W1-S R1	W1-M R1	W1-B R1
Sample No.	36414-1	36414-2	36414-3
2,4'-Dichlorobiphenyl (PCB8), µg/L	<0.02	<0.02	<0.02
2,2',5-Trichlorobiphenyl (PCB18), µg/L	<0.02	<0.02	<0.02
2,4,4'-Trichlorobiphenyl (PCB28), µg/L	<0.02	<0.02	<0.02
2,2',3,5'-Tetrachlorobiphenyl (PCB44), µg/L	<0.02	<0.02	<0.02
2,2',5,5'-Tetrachlorobiphenyl (PCB52), µg/L	<0.02	<0.02	<0.02
2,3',4,4'-Tetrachlorobiphenyl (PCB66), µg/L	<0.02	<0.02	<0.02
3,3',4,4'-Tetrachlorobiphenyl (PCB77), µg/L	<0.02	<0.02	<0.02
3,4,4',5-Tetrachlorobiphenyl (PCB81), µg/L	<0.02	<0.02	<0.02
2,2',4,5,5'-Pentachlorobiphenyl (PCB101), µg/L	<0.02	<0.02	<0.02
2,3,3',4,4'-Pentachlorobiphenyl (PCB105), µg/L	<0.02	<0.02	<0.02
2,3,4,4',5-Pentachlorobiphenyl (PCB114), µg/L	<0.02	<0.02	<0.02
2,3',4,4',5-Pentachlorobiphenyl (PCB118), µg/L	<0.02	<0.02	<0.02
2',3,4,4',5-Pentachlorobiphenyl (PCB123), µg/L	<0.02	<0.02	<0.02
3,3',4,4',5-Pentachlorobiphenyl (PCB126), µg/L	<0.02	<0.02	<0.02
2,2',3,3',4,4'-Hexachlorobiphenyl (PCB128), µg/L	<0.02	<0.02	<0.02
2,2',3,4,4',5'-Hexachlorobiphenyl (PCB138), µg/L	<0.02	<0.02	<0.02
2,2',4,4',5,5'-Hexachlorobiphenyl (PCB153), µg/L	<0.02	<0.02	<0.02
2,3,3',4,4',5-Hexachlorobiphenyl (PCB156), µg/L	<0.02	<0.02	<0.02
2,3,3',4,4',5'-Hexachlorobiphenyl (PCB157), µg/L	<0.02	<0.02	<0.02
2,3',4,4',5,5'-Hexachlorobiphenyl (PCB167), µg/L	<0.02	<0.02	<0.02
3,3',4,4',5,5'-Hexachlorobiphenyl (PCB169), µg/L	<0.02	<0.02	<0.02
2,2',3,3',4,4',5-Heptachlorobiphenyl (PCB170), µg/L	<0.02	<0.02	<0.02
2,2',3,4,4',5,5'-Heptachlorobiphenyl (PCB180), µg/L	<0.02	<0.02	<0.02
2,2',3,4',5,5',6-Heptachlorobiphenyl (PCB187), µg/L	<0.02	<0.02	<0.02
2,3,3',4,4',5,5'-Heptachlorobiphenyl (PCB189), µg/L	<0.02	<0.02	<0.02

Remarks: 1) <= less than

TEST REPORT

Report No.:	36414D
Date of Issue:	2022-03-22
Date Received:	2022-03-11
Date Tested:	2022-03-11
Date Completed:	2022-03-22
Page:	3 of 49

Results:

Sample ID	W2-S R1	W2-M R1	W2-B R1
Sample No.	36414-4	36414-5	36414-6
2,4'-Dichlorobiphenyl (PCB8), µg/L	<0.02	<0.02	<0.02
2,2',5-Trichlorobiphenyl (PCB18), µg/L	<0.02	<0.02	<0.02
2,4,4'-Trichlorobiphenyl (PCB28), µg/L	<0.02	<0.02	<0.02
2,2',3,5'-Tetrachlorobiphenyl (PCB44), µg/L	<0.02	<0.02	<0.02
2,2',5,5'-Tetrachlorobiphenyl (PCB52), µg/L	<0.02	<0.02	<0.02
2,3',4,4'-Tetrachlorobiphenyl (PCB66), µg/L	<0.02	<0.02	<0.02
3,3',4,4'-Tetrachlorobiphenyl (PCB77), µg/L	<0.02	<0.02	<0.02
3,4,4',5-Tetrachlorobiphenyl (PCB81), µg/L	<0.02	<0.02	<0.02
2,2',4,5,5'-Pentachlorobiphenyl (PCB101), µg/L	<0.02	<0.02	<0.02
2,3,3',4,4'-Pentachlorobiphenyl (PCB105), µg/L	<0.02	<0.02	<0.02
2,3,4,4',5-Pentachlorobiphenyl (PCB114), µg/L	<0.02	<0.02	<0.02
2,3',4,4',5-Pentachlorobiphenyl (PCB118), µg/L	<0.02	<0.02	<0.02
2',3,4,4',5-Pentachlorobiphenyl (PCB123), µg/L	<0.02	<0.02	<0.02
3,3',4,4',5-Pentachlorobiphenyl (PCB126), µg/L	<0.02	<0.02	<0.02
2,2',3,3',4,4'-Hexachlorobiphenyl (PCB128), µg/L	<0.02	<0.02	<0.02
2,2',3,4,4',5'-Hexachlorobiphenyl (PCB138), µg/L	<0.02	<0.02	<0.02
2,2',4,4',5,5'-Hexachlorobiphenyl (PCB153), µg/L	<0.02	<0.02	<0.02
2,3,3',4,4',5-Hexachlorobiphenyl (PCB156), µg/L	<0.02	<0.02	<0.02
2,3,3',4,4',5'-Hexachlorobiphenyl (PCB157), µg/L	<0.02	<0.02	<0.02
2,3',4,4',5,5'-Hexachlorobiphenyl (PCB167), µg/L	<0.02	<0.02	<0.02
3,3',4,4',5,5'-Hexachlorobiphenyl (PCB169), µg/L	<0.02	<0.02	<0.02
2,2',3,3',4,4',5-Heptachlorobiphenyl (PCB170), µg/L	<0.02	<0.02	<0.02
2,2',3,4,4',5,5'-Heptachlorobiphenyl (PCB180), µg/L	<0.02	<0.02	<0.02
2,2',3,4',5,5',6-Heptachlorobiphenyl (PCB187), µg/L	<0.02	<0.02	<0.02
2,3,3',4,4',5,5'-Heptachlorobiphenyl (PCB189), µg/L	<0.02	<0.02	<0.02

Remarks: 1) < = less than

TEST REPORT

Report No.:	36414D
Date of Issue:	2022-03-22
Date Received:	2022-03-11
Date Tested:	2022-03-11
Date Completed:	2022-03-22
Page:	4 of 49

Results:

Sample ID	W3-S R1	W3-M R1	W3-B R1
Sample No.	36414-7	36414-8	36414-9
2,4'-Dichlorobiphenyl (PCB8), µg/L	<0.02	<0.02	<0.02
2,2',5-Trichlorobiphenyl (PCB18), µg/L	<0.02	<0.02	<0.02
2,4,4'-Trichlorobiphenyl (PCB28), µg/L	<0.02	<0.02	<0.02
2,2',3,5'-Tetrachlorobiphenyl (PCB44), µg/L	<0.02	<0.02	<0.02
2,2',5,5'-Tetrachlorobiphenyl (PCB52), µg/L	<0.02	<0.02	<0.02
2,3',4,4'-Tetrachlorobiphenyl (PCB66), µg/L	<0.02	<0.02	<0.02
3,3',4,4'-Tetrachlorobiphenyl (PCB77), µg/L	<0.02	<0.02	<0.02
3,4,4',5-Tetrachlorobiphenyl (PCB81), µg/L	<0.02	<0.02	<0.02
2,2',4,5,5'-Pentachlorobiphenyl (PCB101), µg/L	<0.02	<0.02	<0.02
2,3,3',4,4'-Pentachlorobiphenyl (PCB105), µg/L	<0.02	<0.02	<0.02
2,3,4,4',5-Pentachlorobiphenyl (PCB114), µg/L	<0.02	<0.02	<0.02
2,3',4,4',5-Pentachlorobiphenyl (PCB118), µg/L	<0.02	<0.02	<0.02
2',3,4,4',5-Pentachlorobiphenyl (PCB123), µg/L	<0.02	<0.02	<0.02
3,3',4,4',5-Pentachlorobiphenyl (PCB126), µg/L	<0.02	<0.02	<0.02
2,2',3,3',4,4'-Hexachlorobiphenyl (PCB128), µg/L	<0.02	<0.02	<0.02
2,2',3,4,4',5'-Hexachlorobiphenyl (PCB138), µg/L	<0.02	<0.02	<0.02
2,2',4,4',5,5'-Hexachlorobiphenyl (PCB153), µg/L	<0.02	<0.02	<0.02
2,3,3',4,4',5-Hexachlorobiphenyl (PCB156), µg/L	<0.02	<0.02	<0.02
2,3,3',4,4',5'-Hexachlorobiphenyl (PCB157), µg/L	<0.02	<0.02	<0.02
2,3',4,4',5,5'-Hexachlorobiphenyl (PCB167), µg/L	<0.02	<0.02	<0.02
3,3',4,4',5,5'-Hexachlorobiphenyl (PCB169), µg/L	<0.02	<0.02	<0.02
2,2',3,3',4,4',5-Heptachlorobiphenyl (PCB170), µg/L	<0.02	<0.02	<0.02
2,2',3,4,4',5,5'-Heptachlorobiphenyl (PCB180), µg/L	<0.02	<0.02	<0.02
2,2',3,4',5,5',6-Heptachlorobiphenyl (PCB187), µg/L	<0.02	<0.02	<0.02
2,3,3',4,4',5,5'-Heptachlorobiphenyl (PCB189), µg/L	<0.02	<0.02	<0.02

Remarks: 1) < = less than

TEST REPORT

Report No.:	36414D
Date of Issue:	2022-03-22
Date Received:	2022-03-11
Date Tested:	2022-03-11
Date Completed:	2022-03-22
Page:	5 of 49

Results:

Sample ID	W4-S R1	W4-M R1	W4-B R1
Sample No.	36414-10	36414-11	36414-12
2,4'-Dichlorobiphenyl (PCB8), µg/L	<0.02	<0.02	<0.02
2,2',5-Trichlorobiphenyl (PCB18), µg/L	<0.02	<0.02	<0.02
2,4,4'-Trichlorobiphenyl (PCB28), µg/L	<0.02	<0.02	<0.02
2,2',3,5'-Tetrachlorobiphenyl (PCB44), µg/L	<0.02	<0.02	<0.02
2,2',5,5'-Tetrachlorobiphenyl (PCB52), µg/L	<0.02	<0.02	<0.02
2,3',4,4'-Tetrachlorobiphenyl (PCB66), µg/L	<0.02	<0.02	<0.02
3,3',4,4'-Tetrachlorobiphenyl (PCB77), µg/L	<0.02	<0.02	<0.02
3,4,4',5-Tetrachlorobiphenyl (PCB81), µg/L	<0.02	<0.02	<0.02
2,2',4,5,5'-Pentachlorobiphenyl (PCB101), µg/L	<0.02	<0.02	<0.02
2,3,3',4,4'-Pentachlorobiphenyl (PCB105), µg/L	<0.02	<0.02	<0.02
2,3,4,4',5-Pentachlorobiphenyl (PCB114), µg/L	<0.02	<0.02	<0.02
2,3',4,4',5-Pentachlorobiphenyl (PCB118), µg/L	<0.02	<0.02	<0.02
2',3,4,4',5-Pentachlorobiphenyl (PCB123), µg/L	<0.02	<0.02	<0.02
3,3',4,4',5-Pentachlorobiphenyl (PCB126), µg/L	<0.02	<0.02	<0.02
2,2',3,3',4,4'-Hexachlorobiphenyl (PCB128), µg/L	<0.02	<0.02	<0.02
2,2',3,4,4',5'-Hexachlorobiphenyl (PCB138), µg/L	<0.02	<0.02	<0.02
2,2',4,4',5,5'-Hexachlorobiphenyl (PCB153), µg/L	<0.02	<0.02	<0.02
2,3,3',4,4',5-Hexachlorobiphenyl (PCB156), µg/L	<0.02	<0.02	<0.02
2,3,3',4,4',5'-Hexachlorobiphenyl (PCB157), µg/L	<0.02	<0.02	<0.02
2,3',4,4',5,5'-Hexachlorobiphenyl (PCB167), µg/L	<0.02	<0.02	<0.02
3,3',4,4',5,5'-Hexachlorobiphenyl (PCB169), µg/L	<0.02	<0.02	<0.02
2,2',3,3',4,4',5-Heptachlorobiphenyl (PCB170), µg/L	<0.02	<0.02	<0.02
2,2',3,4,4',5,5'-Heptachlorobiphenyl (PCB180), µg/L	<0.02	<0.02	<0.02
2,2',3,4',5,5',6-Heptachlorobiphenyl (PCB187), µg/L	<0.02	<0.02	<0.02
2,3,3',4,4',5,5'-Heptachlorobiphenyl (PCB189), µg/L	<0.02	<0.02	<0.02

Remarks: 1) <= less than

TEST REPORT

Report No.:	36414D
Date of Issue:	2022-03-22
Date Received:	2022-03-11
Date Tested:	2022-03-11
Date Completed:	2022-03-22
Page:	6 of 49

Results:

Sample ID	W5-S R1	W5-M R1	W5-B R1
Sample No.	36414-13	36414-14	36414-15
2,4'-Dichlorobiphenyl (PCB8), µg/L	<0.02	<0.02	<0.02
2,2',5-Trichlorobiphenyl (PCB18), µg/L	<0.02	<0.02	<0.02
2,4,4'-Trichlorobiphenyl (PCB28), µg/L	<0.02	<0.02	<0.02
2,2',3,5'-Tetrachlorobiphenyl (PCB44), µg/L	<0.02	<0.02	<0.02
2,2',5,5'-Tetrachlorobiphenyl (PCB52), µg/L	<0.02	<0.02	<0.02
2,3',4,4'-Tetrachlorobiphenyl (PCB66), µg/L	<0.02	<0.02	<0.02
3,3',4,4'-Tetrachlorobiphenyl (PCB77), µg/L	<0.02	<0.02	<0.02
3,4,4',5-Tetrachlorobiphenyl (PCB81), µg/L	<0.02	<0.02	<0.02
2,2',4,5,5'-Pentachlorobiphenyl (PCB101), µg/L	<0.02	<0.02	<0.02
2,3,3',4,4'-Pentachlorobiphenyl (PCB105), µg/L	<0.02	<0.02	<0.02
2,3,4,4',5-Pentachlorobiphenyl (PCB114), µg/L	<0.02	<0.02	<0.02
2,3',4,4',5-Pentachlorobiphenyl (PCB118), µg/L	<0.02	<0.02	<0.02
2',3,4,4',5-Pentachlorobiphenyl (PCB123), µg/L	<0.02	<0.02	<0.02
3,3',4,4',5-Pentachlorobiphenyl (PCB126), µg/L	<0.02	<0.02	<0.02
2,2',3,3',4,4'-Hexachlorobiphenyl (PCB128), µg/L	<0.02	<0.02	<0.02
2,2',3,4,4',5'-Hexachlorobiphenyl (PCB138), µg/L	<0.02	<0.02	<0.02
2,2',4,4',5,5'-Hexachlorobiphenyl (PCB153), µg/L	<0.02	<0.02	<0.02
2,3,3',4,4',5-Hexachlorobiphenyl (PCB156), µg/L	<0.02	<0.02	<0.02
2,3,3',4,4',5'-Hexachlorobiphenyl (PCB157), µg/L	<0.02	<0.02	<0.02
2,3',4,4',5,5'-Hexachlorobiphenyl (PCB167), µg/L	<0.02	<0.02	<0.02
3,3',4,4',5,5'-Hexachlorobiphenyl (PCB169), µg/L	<0.02	<0.02	<0.02
2,2',3,3',4,4',5-Heptachlorobiphenyl (PCB170), µg/L	<0.02	<0.02	<0.02
2,2',3,4,4',5,5'-Heptachlorobiphenyl (PCB180), µg/L	<0.02	<0.02	<0.02
2,2',3,4',5,5',6-Heptachlorobiphenyl (PCB187), µg/L	<0.02	<0.02	<0.02
2,3,3',4,4',5,5'-Heptachlorobiphenyl (PCB189), µg/L	<0.02	<0.02	<0.02

Remarks: 1) <= less than

TEST REPORT

Report No.: 36414D
Date of Issue: 2022-03-22
Date Received: 2022-03-11
Date Tested: 2022-03-11
Date Completed: 2022-03-22
Page: 7 of 49

Results:

Sample ID	W6-S R1	W6-M R1	W6-B R1
Sample No.	36414-16	36414-17	36414-18
2,4'-Dichlorobiphenyl (PCB8), µg/L	<0.02	<0.02	<0.02
2,2',5-Trichlorobiphenyl (PCB18), µg/L	<0.02	<0.02	<0.02
2,4,4'-Trichlorobiphenyl (PCB28), µg/L	<0.02	<0.02	<0.02
2,2',3,5'-Tetrachlorobiphenyl (PCB44), µg/L	<0.02	<0.02	<0.02
2,2',5,5'-Tetrachlorobiphenyl (PCB52), µg/L	<0.02	<0.02	<0.02
2,3',4,4'-Tetrachlorobiphenyl (PCB66), µg/L	<0.02	<0.02	<0.02
3,3',4,4'-Tetrachlorobiphenyl (PCB77), µg/L	<0.02	<0.02	<0.02
3,4,4',5-Tetrachlorobiphenyl (PCB81), µg/L	<0.02	<0.02	<0.02
2,2',4,5,5'-Pentachlorobiphenyl (PCB101), µg/L	<0.02	<0.02	<0.02
2,3,3',4,4'-Pentachlorobiphenyl (PCB105), µg/L	<0.02	<0.02	<0.02
2,3,4,4',5-Pentachlorobiphenyl (PCB114), µg/L	<0.02	<0.02	<0.02
2,3',4,4',5-Pentachlorobiphenyl (PCB118), µg/L	<0.02	<0.02	<0.02
2',3,4,4',5-Pentachlorobiphenyl (PCB123), µg/L	<0.02	<0.02	<0.02
3,3',4,4',5-Pentachlorobiphenyl (PCB126), µg/L	<0.02	<0.02	<0.02
2,2',3,3',4,4'-Hexachlorobiphenyl (PCB128), µg/L	<0.02	<0.02	<0.02
2,2',3,4,4',5'-Hexachlorobiphenyl (PCB138), µg/L	<0.02	<0.02	<0.02
2,2',4,4',5,5'-Hexachlorobiphenyl (PCB153), µg/L	<0.02	<0.02	<0.02
2,3,3',4,4',5-Hexachlorobiphenyl (PCB156), µg/L	<0.02	<0.02	<0.02
2,3,3',4,4',5'-Hexachlorobiphenyl (PCB157), µg/L	<0.02	<0.02	<0.02
2,3',4,4',5,5'-Hexachlorobiphenyl (PCB167), µg/L	<0.02	<0.02	<0.02
3,3',4,4',5,5'-Hexachlorobiphenyl (PCB169), µg/L	<0.02	<0.02	<0.02
2,2',3,3',4,4',5-Heptachlorobiphenyl (PCB170), µg/L	<0.02	<0.02	<0.02
2,2',3,4,4',5,5'-Heptachlorobiphenyl (PCB180), µg/L	<0.02	<0.02	<0.02
2,2',3,4',5,5',6-Heptachlorobiphenyl (PCB187), µg/L	<0.02	<0.02	<0.02
2,3,3',4,4',5,5'-Heptachlorobiphenyl (PCB189), µg/L	<0.02	<0.02	<0.02

Remarks: 1) <= less than

TEST REPORT

Report No.: 36414D
Date of Issue: 2022-03-22
Date Received: 2022-03-11
Date Tested: 2022-03-11
Date Completed: 2022-03-22
Page: 8 of 49

Results:

Sample ID	W7-S R1	W7-M R1	W7-B R1
Sample No.	36414-19	36414-20	36414-21
2,4'-Dichlorobiphenyl (PCB8), µg/L	<0.02	<0.02	<0.02
2,2',5-Trichlorobiphenyl (PCB18), µg/L	<0.02	<0.02	<0.02
2,4,4'-Trichlorobiphenyl (PCB28), µg/L	<0.02	<0.02	<0.02
2,2',3,5'-Tetrachlorobiphenyl (PCB44), µg/L	<0.02	<0.02	<0.02
2,2',5,5'-Tetrachlorobiphenyl (PCB52), µg/L	<0.02	<0.02	<0.02
2,3',4,4'-Tetrachlorobiphenyl (PCB66), µg/L	<0.02	<0.02	<0.02
3,3',4,4'-Tetrachlorobiphenyl (PCB77), µg/L	<0.02	<0.02	<0.02
3,4,4',5-Tetrachlorobiphenyl (PCB81), µg/L	<0.02	<0.02	<0.02
2,2',4,5,5'-Pentachlorobiphenyl (PCB101), µg/L	<0.02	<0.02	<0.02
2,3,3',4,4'-Pentachlorobiphenyl (PCB105), µg/L	<0.02	<0.02	<0.02
2,3,4,4',5-Pentachlorobiphenyl (PCB114), µg/L	<0.02	<0.02	<0.02
2,3',4,4',5-Pentachlorobiphenyl (PCB118), µg/L	<0.02	<0.02	<0.02
2',3,4,4',5-Pentachlorobiphenyl (PCB123), µg/L	<0.02	<0.02	<0.02
3,3',4,4',5-Pentachlorobiphenyl (PCB126), µg/L	<0.02	<0.02	<0.02
2,2',3,3',4,4'-Hexachlorobiphenyl (PCB128), µg/L	<0.02	<0.02	<0.02
2,2',3,4,4',5'-Hexachlorobiphenyl (PCB138), µg/L	<0.02	<0.02	<0.02
2,2',4,4',5,5'-Hexachlorobiphenyl (PCB153), µg/L	<0.02	<0.02	<0.02
2,3,3',4,4',5-Hexachlorobiphenyl (PCB156), µg/L	<0.02	<0.02	<0.02
2,3,3',4,4',5'-Hexachlorobiphenyl (PCB157), µg/L	<0.02	<0.02	<0.02
2,3',4,4',5,5'-Hexachlorobiphenyl (PCB167), µg/L	<0.02	<0.02	<0.02
3,3',4,4',5,5'-Hexachlorobiphenyl (PCB169), µg/L	<0.02	<0.02	<0.02
2,2',3,3',4,4',5-Heptachlorobiphenyl (PCB170), µg/L	<0.02	<0.02	<0.02
2,2',3,4,4',5,5'-Heptachlorobiphenyl (PCB180), µg/L	<0.02	<0.02	<0.02
2,2',3,4',5,5',6-Heptachlorobiphenyl (PCB187), µg/L	<0.02	<0.02	<0.02
2,3,3',4,4',5,5'-Heptachlorobiphenyl (PCB189), µg/L	<0.02	<0.02	<0.02

Remarks: 1) <= less than

TEST REPORT

Report No.: 36414D
Date of Issue: 2022-03-22
Date Received: 2022-03-11
Date Tested: 2022-03-11
Date Completed: 2022-03-22
Page: 9 of 49

Results:

Sample ID	W8-S R1	W8-M R1	W8-B R1
Sample No.	36414-22	36414-23	36414-24
2,4'-Dichlorobiphenyl (PCB8), µg/L	<0.02	<0.02	<0.02
2,2',5'-Trichlorobiphenyl (PCB18), µg/L	<0.02	<0.02	<0.02
2,4,4'-Trichlorobiphenyl (PCB28), µg/L	<0.02	<0.02	<0.02
2,2',3,5'-Tetrachlorobiphenyl (PCB44), µg/L	<0.02	<0.02	<0.02
2,2',5,5'-Tetrachlorobiphenyl (PCB52), µg/L	<0.02	<0.02	<0.02
2,3',4,4'-Tetrachlorobiphenyl (PCB66), µg/L	<0.02	<0.02	<0.02
3,3',4,4'-Tetrachlorobiphenyl (PCB77), µg/L	<0.02	<0.02	<0.02
3,4,4',5-Tetrachlorobiphenyl (PCB81), µg/L	<0.02	<0.02	<0.02
2,2',4,5,5'-Pentachlorobiphenyl (PCB101), µg/L	<0.02	<0.02	<0.02
2,3,3',4,4'-Pentachlorobiphenyl (PCB105), µg/L	<0.02	<0.02	<0.02
2,3,4,4',5-Pentachlorobiphenyl (PCB114), µg/L	<0.02	<0.02	<0.02
2,3',4,4',5-Pentachlorobiphenyl (PCB118), µg/L	<0.02	<0.02	<0.02
2',3,4,4',5-Pentachlorobiphenyl (PCB123), µg/L	<0.02	<0.02	<0.02
3,3',4,4',5-Pentachlorobiphenyl (PCB126), µg/L	<0.02	<0.02	<0.02
2,2',3,3',4,4'-Hexachlorobiphenyl (PCB128), µg/L	<0.02	<0.02	<0.02
2,2',3,4,4',5'-Hexachlorobiphenyl (PCB138), µg/L	<0.02	<0.02	<0.02
2,2',4,4',5,5'-Hexachlorobiphenyl (PCB153), µg/L	<0.02	<0.02	<0.02
2,3,3',4,4',5-Hexachlorobiphenyl (PCB156), µg/L	<0.02	<0.02	<0.02
2,3,3',4,4',5'-Hexachlorobiphenyl (PCB157), µg/L	<0.02	<0.02	<0.02
2,3',4,4',5,5'-Hexachlorobiphenyl (PCB167), µg/L	<0.02	<0.02	<0.02
3,3',4,4',5,5'-Hexachlorobiphenyl (PCB169), µg/L	<0.02	<0.02	<0.02
2,2',3,3',4,4',5-Heptachlorobiphenyl (PCB170), µg/L	<0.02	<0.02	<0.02
2,2',3,4,4',5,5'-Heptachlorobiphenyl (PCB180), µg/L	<0.02	<0.02	<0.02
2,2',3,4',5,5',6-Heptachlorobiphenyl (PCB187), µg/L	<0.02	<0.02	<0.02
2,3,3',4,4',5,5'-Heptachlorobiphenyl (PCB189), µg/L	<0.02	<0.02	<0.02

Remarks: 1) <= less than

TEST REPORT

Report No.: 36414D
Date of Issue: 2022-03-22
Date Received: 2022-03-11
Date Tested: 2022-03-11
Date Completed: 2022-03-22
Page: 10 of 49

Results:

Sample ID	W1-S R2	W1-M R2	W1-B R2
Sample No.	36414-25	36414-26	36414-27
2,4'-Dichlorobiphenyl (PCB8), µg/L	<0.02	<0.02	<0.02
2,2',5'-Trichlorobiphenyl (PCB18), µg/L	<0.02	<0.02	<0.02
2,4,4'-Trichlorobiphenyl (PCB28), µg/L	<0.02	<0.02	<0.02
2,2',3,5'-Tetrachlorobiphenyl (PCB44), µg/L	<0.02	<0.02	<0.02
2,2',5,5'-Tetrachlorobiphenyl (PCB52), µg/L	<0.02	<0.02	<0.02
2,3',4,4'-Tetrachlorobiphenyl (PCB66), µg/L	<0.02	<0.02	<0.02
3,3',4,4'-Tetrachlorobiphenyl (PCB77), µg/L	<0.02	<0.02	<0.02
3,4,4',5-Tetrachlorobiphenyl (PCB81), µg/L	<0.02	<0.02	<0.02
2,2',4,5,5'-Pentachlorobiphenyl (PCB101), µg/L	<0.02	<0.02	<0.02
2,3,3',4,4'-Pentachlorobiphenyl (PCB105), µg/L	<0.02	<0.02	<0.02
2,3,4,4',5-Pentachlorobiphenyl (PCB114), µg/L	<0.02	<0.02	<0.02
2,3',4,4',5-Pentachlorobiphenyl (PCB118), µg/L	<0.02	<0.02	<0.02
2',3,4,4',5-Pentachlorobiphenyl (PCB123), µg/L	<0.02	<0.02	<0.02
3,3',4,4',5-Pentachlorobiphenyl (PCB126), µg/L	<0.02	<0.02	<0.02
2,2',3,3',4,4'-Hexachlorobiphenyl (PCB128), µg/L	<0.02	<0.02	<0.02
2,2',3,4,4',5'-Hexachlorobiphenyl (PCB138), µg/L	<0.02	<0.02	<0.02
2,2',4,4',5,5'-Hexachlorobiphenyl (PCB153), µg/L	<0.02	<0.02	<0.02
2,3,3',4,4',5-Hexachlorobiphenyl (PCB156), µg/L	<0.02	<0.02	<0.02
2,3,3',4,4',5'-Hexachlorobiphenyl (PCB157), µg/L	<0.02	<0.02	<0.02
2,3',4,4',5,5'-Hexachlorobiphenyl (PCB167), µg/L	<0.02	<0.02	<0.02
3,3',4,4',5,5'-Hexachlorobiphenyl (PCB169), µg/L	<0.02	<0.02	<0.02
2,2',3,3',4,4',5-Heptachlorobiphenyl (PCB170), µg/L	<0.02	<0.02	<0.02
2,2',3,4,4',5,5'-Heptachlorobiphenyl (PCB180), µg/L	<0.02	<0.02	<0.02
2,2',3,4',5,5',6-Heptachlorobiphenyl (PCB187), µg/L	<0.02	<0.02	<0.02
2,3,3',4,4',5,5'-Heptachlorobiphenyl (PCB189), µg/L	<0.02	<0.02	<0.02

Remarks: 1) <= less than

TEST REPORT

Report No.:	36414D
Date of Issue:	2022-03-22
Date Received:	2022-03-11
Date Tested:	2022-03-11
Date Completed:	2022-03-22

Page: 11 of 49

Results:

Sample ID	W2-S R2	W2-M R2	W2-B R2
Sample No.	36414-28	36414-29	36414-30
2,4'-Dichlorobiphenyl (PCB8), µg/L	<0.02	<0.02	<0.02
2,2',5'-Trichlorobiphenyl (PCB18), µg/L	<0.02	<0.02	<0.02
2,4,4'-Trichlorobiphenyl (PCB28), µg/L	<0.02	<0.02	<0.02
2,2',3,5'-Tetrachlorobiphenyl (PCB44), µg/L	<0.02	<0.02	<0.02
2,2',5,5'-Tetrachlorobiphenyl (PCB52), µg/L	<0.02	<0.02	<0.02
2,3',4,4'-Tetrachlorobiphenyl (PCB66), µg/L	<0.02	<0.02	<0.02
3,3',4,4'-Tetrachlorobiphenyl (PCB77), µg/L	<0.02	<0.02	<0.02
3,4,4',5-Tetrachlorobiphenyl (PCB81), µg/L	<0.02	<0.02	<0.02
2,2',4,5,5'-Pentachlorobiphenyl (PCB101), µg/L	<0.02	<0.02	<0.02
2,3,3',4,4'-Pentachlorobiphenyl (PCB105), µg/L	<0.02	<0.02	<0.02
2,3,4,4',5-Pentachlorobiphenyl (PCB114), µg/L	<0.02	<0.02	<0.02
2,3',4,4',5-Pentachlorobiphenyl (PCB118), µg/L	<0.02	<0.02	<0.02
2',3,4,4',5-Pentachlorobiphenyl (PCB123), µg/L	<0.02	<0.02	<0.02
3,3',4,4',5-Pentachlorobiphenyl (PCB126), µg/L	<0.02	<0.02	<0.02
2,2',3,3',4,4'-Hexachlorobiphenyl (PCB128), µg/L	<0.02	<0.02	<0.02
2,2',3,4,4',5'-Hexachlorobiphenyl (PCB138), µg/L	<0.02	<0.02	<0.02
2,2',4,4',5,5'-Hexachlorobiphenyl (PCB153), µg/L	<0.02	<0.02	<0.02
2,3,3',4,4',5-Hexachlorobiphenyl (PCB156), µg/L	<0.02	<0.02	<0.02
2,3,3',4,4',5'-Hexachlorobiphenyl (PCB157), µg/L	<0.02	<0.02	<0.02
2,3',4,4',5,5'-Hexachlorobiphenyl (PCB167), µg/L	<0.02	<0.02	<0.02
3,3',4,4',5,5'-Hexachlorobiphenyl (PCB169), µg/L	<0.02	<0.02	<0.02
2,2',3,3',4,4',5-Heptachlorobiphenyl (PCB170), µg/L	<0.02	<0.02	<0.02
2,2',3,4,4',5,5'-Heptachlorobiphenyl (PCB180), µg/L	<0.02	<0.02	<0.02
2,2',3,4',5,5',6-Heptachlorobiphenyl (PCB187), µg/L	<0.02	<0.02	<0.02
2,3,3',4,4',5,5'-Heptachlorobiphenyl (PCB189), µg/L	<0.02	<0.02	<0.02

Remarks: 1) < = less than

TEST REPORT

Report No.:	36414D
Date of Issue:	2022-03-22
Date Received:	2022-03-11
Date Tested:	2022-03-11
Date Completed:	2022-03-22

Page: 12 of 49

Results:

Sample ID	W3-S R2	W3-M R2	W3-B R2
Sample No.	36414-31	36414-32	36414-33
2,4'-Dichlorobiphenyl (PCB8), µg/L	<0.02	<0.02	<0.02
2,2',5'-Trichlorobiphenyl (PCB18), µg/L	<0.02	<0.02	<0.02
2,4,4'-Trichlorobiphenyl (PCB28), µg/L	<0.02	<0.02	<0.02
2,2',3,5'-Tetrachlorobiphenyl (PCB44), µg/L	<0.02	<0.02	<0.02
2,2',5,5'-Tetrachlorobiphenyl (PCB52), µg/L	<0.02	<0.02	<0.02
2,3',4,4'-Tetrachlorobiphenyl (PCB66), µg/L	<0.02	<0.02	<0.02
3,3',4,4'-Tetrachlorobiphenyl (PCB77), µg/L	<0.02	<0.02	<0.02
3,4,4',5-Tetrachlorobiphenyl (PCB81), µg/L	<0.02	<0.02	<0.02
2,2',4,5,5'-Pentachlorobiphenyl (PCB101), µg/L	<0.02	<0.02	<0.02
2,3,3',4,4'-Pentachlorobiphenyl (PCB105), µg/L	<0.02	<0.02	<0.02
2,3,4,4',5-Pentachlorobiphenyl (PCB114), µg/L	<0.02	<0.02	<0.02
2,3',4,4',5-Pentachlorobiphenyl (PCB118), µg/L	<0.02	<0.02	<0.02
2',3,4,4',5-Pentachlorobiphenyl (PCB123), µg/L	<0.02	<0.02	<0.02
3,3',4,4',5-Pentachlorobiphenyl (PCB126), µg/L	<0.02	<0.02	<0.02
2,2',3,3',4,4'-Hexachlorobiphenyl (PCB128), µg/L	<0.02	<0.02	<0.02
2,2',3,4,4',5'-Hexachlorobiphenyl (PCB138), µg/L	<0.02	<0.02	<0.02
2,2',4,4',5,5'-Hexachlorobiphenyl (PCB153), µg/L	<0.02	<0.02	<0.02
2,3,3',4,4',5-Hexachlorobiphenyl (PCB156), µg/L	<0.02	<0.02	<0.02
2,3,3',4,4',5'-Hexachlorobiphenyl (PCB157), µg/L	<0.02	<0.02	<0.02
2,3',4,4',5,5'-Hexachlorobiphenyl (PCB167), µg/L	<0.02	<0.02	<0.02
3,3',4,4',5,5'-Hexachlorobiphenyl (PCB169), µg/L	<0.02	<0.02	<0.02
2,2',3,3',4,4',5-Heptachlorobiphenyl (PCB170), µg/L	<0.02	<0.02	<0.02
2,2',3,4,4',5,5'-Heptachlorobiphenyl (PCB180), µg/L	<0.02	<0.02	<0.02
2,2',3,4',5,5',6-Heptachlorobiphenyl (PCB187), µg/L	<0.02	<0.02	<0.02
2,3,3',4,4',5,5'-Heptachlorobiphenyl (PCB189), µg/L	<0.02	<0.02	<0.02

Remarks: 1) < = less than

TEST REPORT

Report No.: 36414D
Date of Issue: 2022-03-22
Date Received: 2022-03-11
Date Tested: 2022-03-11
Date Completed: 2022-03-22
Page: 13 of 49

Results:

Sample ID	W4-S R2	W4-M R2	W4-B R2
Sample No.	36414-34	36414-35	36414-36
2,4'-Dichlorobiphenyl (PCB8), µg/L	<0.02	<0.02	<0.02
2,2',5-Trichlorobiphenyl (PCB18), µg/L	<0.02	<0.02	<0.02
2,4,4'-Trichlorobiphenyl (PCB28), µg/L	<0.02	<0.02	<0.02
2,2',3,5'-Tetrachlorobiphenyl (PCB44), µg/L	<0.02	<0.02	<0.02
2,2',5,5'-Tetrachlorobiphenyl (PCB52), µg/L	<0.02	<0.02	<0.02
2,3',4,4'-Tetrachlorobiphenyl (PCB66), µg/L	<0.02	<0.02	<0.02
3,3',4,4'-Tetrachlorobiphenyl (PCB77), µg/L	<0.02	<0.02	<0.02
3,4,4',5-Tetrachlorobiphenyl (PCB81), µg/L	<0.02	<0.02	<0.02
2,2',4,5,5'-Pentachlorobiphenyl (PCB101), µg/L	<0.02	<0.02	<0.02
2,3,3',4,4'-Pentachlorobiphenyl (PCB105), µg/L	<0.02	<0.02	<0.02
2,3,4,4',5-Pentachlorobiphenyl (PCB114), µg/L	<0.02	<0.02	<0.02
2,3',4,4',5-Pentachlorobiphenyl (PCB118), µg/L	<0.02	<0.02	<0.02
2',3,4,4',5-Pentachlorobiphenyl (PCB123), µg/L	<0.02	<0.02	<0.02
3,3',4,4',5-Pentachlorobiphenyl (PCB126), µg/L	<0.02	<0.02	<0.02
2,2',3,3',4,4'-Hexachlorobiphenyl (PCB128), µg/L	<0.02	<0.02	<0.02
2,2',3,4,4',5'-Hexachlorobiphenyl (PCB138), µg/L	<0.02	<0.02	<0.02
2,2',4,4',5,5'-Hexachlorobiphenyl (PCB153), µg/L	<0.02	<0.02	<0.02
2,3,3',4,4',5-Hexachlorobiphenyl (PCB156), µg/L	<0.02	<0.02	<0.02
2,3,3',4,4',5'-Hexachlorobiphenyl (PCB157), µg/L	<0.02	<0.02	<0.02
2,3',4,4',5,5'-Hexachlorobiphenyl (PCB167), µg/L	<0.02	<0.02	<0.02
3,3',4,4',5,5'-Hexachlorobiphenyl (PCB169), µg/L	<0.02	<0.02	<0.02
2,2',3,3',4,4',5-Heptachlorobiphenyl (PCB170), µg/L	<0.02	<0.02	<0.02
2,2',3,4,4',5,5'-Heptachlorobiphenyl (PCB180), µg/L	<0.02	<0.02	<0.02
2,2',3,4',5,5',6-Heptachlorobiphenyl (PCB187), µg/L	<0.02	<0.02	<0.02
2,3,3',4,4',5,5'-Heptachlorobiphenyl (PCB189), µg/L	<0.02	<0.02	<0.02

Remarks: 1) <= less than

TEST REPORT

Report No.: 36414D
Date of Issue: 2022-03-22
Date Received: 2022-03-11
Date Tested: 2022-03-11
Date Completed: 2022-03-22
Page: 14 of 49

Results:

Sample ID	W5-S R2	W5-M R2	W5-B R2
Sample No.	36414-37	36414-38	36414-39
2,4'-Dichlorobiphenyl (PCB8), µg/L	<0.02	<0.02	<0.02
2,2',5-Trichlorobiphenyl (PCB18), µg/L	<0.02	<0.02	<0.02
2,4,4'-Trichlorobiphenyl (PCB28), µg/L	<0.02	<0.02	<0.02
2,2',3,5'-Tetrachlorobiphenyl (PCB44), µg/L	<0.02	<0.02	<0.02
2,2',5,5'-Tetrachlorobiphenyl (PCB52), µg/L	<0.02	<0.02	<0.02
2,3',4,4'-Tetrachlorobiphenyl (PCB66), µg/L	<0.02	<0.02	<0.02
3,3',4,4'-Tetrachlorobiphenyl (PCB77), µg/L	<0.02	<0.02	<0.02
3,4,4',5-Tetrachlorobiphenyl (PCB81), µg/L	<0.02	<0.02	<0.02
2,2',4,5,5'-Pentachlorobiphenyl (PCB101), µg/L	<0.02	<0.02	<0.02
2,3,3',4,4'-Pentachlorobiphenyl (PCB105), µg/L	<0.02	<0.02	<0.02
2,3,4,4',5-Pentachlorobiphenyl (PCB114), µg/L	<0.02	<0.02	<0.02
2,3',4,4',5-Pentachlorobiphenyl (PCB118), µg/L	<0.02	<0.02	<0.02
2',3,4,4',5-Pentachlorobiphenyl (PCB123), µg/L	<0.02	<0.02	<0.02
3,3',4,4',5-Pentachlorobiphenyl (PCB126), µg/L	<0.02	<0.02	<0.02
2,2',3,3',4,4'-Hexachlorobiphenyl (PCB128), µg/L	<0.02	<0.02	<0.02
2,2',3,4,4',5'-Hexachlorobiphenyl (PCB138), µg/L	<0.02	<0.02	<0.02
2,2',4,4',5,5'-Hexachlorobiphenyl (PCB153), µg/L	<0.02	<0.02	<0.02
2,3,3',4,4',5-Hexachlorobiphenyl (PCB156), µg/L	<0.02	<0.02	<0.02
2,3,3',4,4',5'-Hexachlorobiphenyl (PCB157), µg/L	<0.02	<0.02	<0.02
2,3',4,4',5,5'-Hexachlorobiphenyl (PCB167), µg/L	<0.02	<0.02	<0.02
3,3',4,4',5,5'-Hexachlorobiphenyl (PCB169), µg/L	<0.02	<0.02	<0.02
2,2',3,3',4,4',5-Heptachlorobiphenyl (PCB170), µg/L	<0.02	<0.02	<0.02
2,2',3,4,4',5,5'-Heptachlorobiphenyl (PCB180), µg/L	<0.02	<0.02	<0.02
2,2',3,4',5,5',6-Heptachlorobiphenyl (PCB187), µg/L	<0.02	<0.02	<0.02
2,3,3',4,4',5,5'-Heptachlorobiphenyl (PCB189), µg/L	<0.02	<0.02	<0.02

Remarks: 1) <= less than

TEST REPORT

Report No.: 36414D
Date of Issue: 2022-03-22
Date Received: 2022-03-11
Date Tested: 2022-03-11
Date Completed: 2022-03-22

Page: 15 of 49

Results:

Sample ID	W6-S R2	W6-M R2	W6-B R2
Sample No.	36414-40	36414-41	36414-42
2,4'-Dichlorobiphenyl (PCB8), µg/L	<0.02	<0.02	<0.02
2,2',5-Trichlorobiphenyl (PCB18), µg/L	<0.02	<0.02	<0.02
2,4,4'-Trichlorobiphenyl (PCB28), µg/L	<0.02	<0.02	<0.02
2,2',3,5'-Tetrachlorobiphenyl (PCB44), µg/L	<0.02	<0.02	<0.02
2,2',5,5'-Tetrachlorobiphenyl (PCB52), µg/L	<0.02	<0.02	<0.02
2,3',4,4'-Tetrachlorobiphenyl (PCB66), µg/L	<0.02	<0.02	<0.02
3,3',4,4'-Tetrachlorobiphenyl (PCB77), µg/L	<0.02	<0.02	<0.02
3,4,4',5-Tetrachlorobiphenyl (PCB81), µg/L	<0.02	<0.02	<0.02
2,2',4,5,5'-Pentachlorobiphenyl (PCB101), µg/L	<0.02	<0.02	<0.02
2,3,3',4,4'-Pentachlorobiphenyl (PCB105), µg/L	<0.02	<0.02	<0.02
2,3,4,4',5-Pentachlorobiphenyl (PCB114), µg/L	<0.02	<0.02	<0.02
2,3',4,4',5-Pentachlorobiphenyl (PCB118), µg/L	<0.02	<0.02	<0.02
2',3,4,4',5-Pentachlorobiphenyl (PCB123), µg/L	<0.02	<0.02	<0.02
3,3',4,4',5-Pentachlorobiphenyl (PCB126), µg/L	<0.02	<0.02	<0.02
2,2',3,3',4,4'-Hexachlorobiphenyl (PCB128), µg/L	<0.02	<0.02	<0.02
2,2',3,4,4',5'-Hexachlorobiphenyl (PCB138), µg/L	<0.02	<0.02	<0.02
2,2',4,4',5,5'-Hexachlorobiphenyl (PCB153), µg/L	<0.02	<0.02	<0.02
2,3,3',4,4',5-Hexachlorobiphenyl (PCB156), µg/L	<0.02	<0.02	<0.02
2,3,3',4,4',5'-Hexachlorobiphenyl (PCB157), µg/L	<0.02	<0.02	<0.02
2,3',4,4',5,5'-Hexachlorobiphenyl (PCB167), µg/L	<0.02	<0.02	<0.02
3,3',4,4',5,5'-Hexachlorobiphenyl (PCB169), µg/L	<0.02	<0.02	<0.02
2,2',3,3',4,4',5-Heptachlorobiphenyl (PCB170), µg/L	<0.02	<0.02	<0.02
2,2',3,4,4',5,5'-Heptachlorobiphenyl (PCB180), µg/L	<0.02	<0.02	<0.02
2,2',3,4',5,5',6-Heptachlorobiphenyl (PCB187), µg/L	<0.02	<0.02	<0.02
2,3,3',4,4',5,5'-Heptachlorobiphenyl (PCB189), µg/L	<0.02	<0.02	<0.02

Remarks: 1) < = less than

TEST REPORT

Report No.: 36414D
Date of Issue: 2022-03-22
Date Received: 2022-03-11
Date Tested: 2022-03-11
Date Completed: 2022-03-22

Page: 16 of 49

Results:

Sample ID	W7-S R2	W7-M R2	W7-B R2
Sample No.	36414-43	36414-44	36414-45
2,4'-Dichlorobiphenyl (PCB8), µg/L	<0.02	<0.02	<0.02
2,2',5-Trichlorobiphenyl (PCB18), µg/L	<0.02	<0.02	<0.02
2,4,4'-Trichlorobiphenyl (PCB28), µg/L	<0.02	<0.02	<0.02
2,2',3,5'-Tetrachlorobiphenyl (PCB44), µg/L	<0.02	<0.02	<0.02
2,2',5,5'-Tetrachlorobiphenyl (PCB52), µg/L	<0.02	<0.02	<0.02
2,3',4,4'-Tetrachlorobiphenyl (PCB66), µg/L	<0.02	<0.02	<0.02
3,3',4,4'-Tetrachlorobiphenyl (PCB77), µg/L	<0.02	<0.02	<0.02
3,4,4',5-Tetrachlorobiphenyl (PCB81), µg/L	<0.02	<0.02	<0.02
2,2',4,5,5'-Pentachlorobiphenyl (PCB101), µg/L	<0.02	<0.02	<0.02
2,3,3',4,4'-Pentachlorobiphenyl (PCB105), µg/L	<0.02	<0.02	<0.02
2,3,4,4',5-Pentachlorobiphenyl (PCB114), µg/L	<0.02	<0.02	<0.02
2,3',4,4',5-Pentachlorobiphenyl (PCB118), µg/L	<0.02	<0.02	<0.02
2',3,4,4',5-Pentachlorobiphenyl (PCB123), µg/L	<0.02	<0.02	<0.02
3,3',4,4',5-Pentachlorobiphenyl (PCB126), µg/L	<0.02	<0.02	<0.02
2,2',3,3',4,4'-Hexachlorobiphenyl (PCB128), µg/L	<0.02	<0.02	<0.02
2,2',3,4,4',5'-Hexachlorobiphenyl (PCB138), µg/L	<0.02	<0.02	<0.02
2,2',4,4',5,5'-Hexachlorobiphenyl (PCB153), µg/L	<0.02	<0.02	<0.02
2,3,3',4,4',5-Hexachlorobiphenyl (PCB156), µg/L	<0.02	<0.02	<0.02
2,3,3',4,4',5'-Hexachlorobiphenyl (PCB157), µg/L	<0.02	<0.02	<0.02
2,3',4,4',5,5'-Hexachlorobiphenyl (PCB167), µg/L	<0.02	<0.02	<0.02
3,3',4,4',5,5'-Hexachlorobiphenyl (PCB169), µg/L	<0.02	<0.02	<0.02
2,2',3,3',4,4',5-Heptachlorobiphenyl (PCB170), µg/L	<0.02	<0.02	<0.02
2,2',3,4,4',5,5'-Heptachlorobiphenyl (PCB180), µg/L	<0.02	<0.02	<0.02
2,2',3,4',5,5',6-Heptachlorobiphenyl (PCB187), µg/L	<0.02	<0.02	<0.02
2,3,3',4,4',5,5'-Heptachlorobiphenyl (PCB189), µg/L	<0.02	<0.02	<0.02

Remarks: 1) < = less than

TEST REPORT

Report No.: 36414D
Date of Issue: 2022-03-22
Date Received: 2022-03-11
Date Tested: 2022-03-11
Date Completed: 2022-03-22

Page: 17 of 49

Results:

Sample ID	W8-S R2	W8-M R2	W8-B R2
Sample No.	36414-46	36414-47	36414-48
2,4'-Dichlorobiphenyl (PCB8), µg/L	<0.02	<0.02	<0.02
2,2',5'-Trichlorobiphenyl (PCB18), µg/L	<0.02	<0.02	<0.02
2,4,4'-Trichlorobiphenyl (PCB28), µg/L	<0.02	<0.02	<0.02
2,2',3,5'-Tetrachlorobiphenyl (PCB44), µg/L	<0.02	<0.02	<0.02
2,2',5,5'-Tetrachlorobiphenyl (PCB52), µg/L	<0.02	<0.02	<0.02
2,3',4,4'-Tetrachlorobiphenyl (PCB66), µg/L	<0.02	<0.02	<0.02
3,3',4,4'-Tetrachlorobiphenyl (PCB77), µg/L	<0.02	<0.02	<0.02
3,4,4',5-Tetrachlorobiphenyl (PCB81), µg/L	<0.02	<0.02	<0.02
2,2',4,5,5'-Pentachlorobiphenyl (PCB101), µg/L	<0.02	<0.02	<0.02
2,3,3',4,4'-Pentachlorobiphenyl (PCB105), µg/L	<0.02	<0.02	<0.02
2,3,4,4',5-Pentachlorobiphenyl (PCB114), µg/L	<0.02	<0.02	<0.02
2,3',4,4',5-Pentachlorobiphenyl (PCB118), µg/L	<0.02	<0.02	<0.02
2',3,4,4',5-Pentachlorobiphenyl (PCB123), µg/L	<0.02	<0.02	<0.02
3,3',4,4',5-Pentachlorobiphenyl (PCB126), µg/L	<0.02	<0.02	<0.02
2,2',3,3',4,4'-Hexachlorobiphenyl (PCB128), µg/L	<0.02	<0.02	<0.02
2,2',3,4,4',5'-Hexachlorobiphenyl (PCB138), µg/L	<0.02	<0.02	<0.02
2,2',4,4',5,5'-Hexachlorobiphenyl (PCB153), µg/L	<0.02	<0.02	<0.02
2,3,3',4,4',5-Hexachlorobiphenyl (PCB156), µg/L	<0.02	<0.02	<0.02
2,3,3',4,4',5'-Hexachlorobiphenyl (PCB157), µg/L	<0.02	<0.02	<0.02
2,3',4,4',5,5'-Hexachlorobiphenyl (PCB167), µg/L	<0.02	<0.02	<0.02
3,3',4,4',5,5'-Hexachlorobiphenyl (PCB169), µg/L	<0.02	<0.02	<0.02
2,2',3,3',4,4',5-Heptachlorobiphenyl (PCB170), µg/L	<0.02	<0.02	<0.02
2,2',3,4,4',5,5'-Heptachlorobiphenyl (PCB180), µg/L	<0.02	<0.02	<0.02
2,2',3,4',5,5',6-Heptachlorobiphenyl (PCB187), µg/L	<0.02	<0.02	<0.02
2,3,3',4,4',5,5'-Heptachlorobiphenyl (PCB189), µg/L	<0.02	<0.02	<0.02

Remarks: 1) < = less than

TEST REPORT

Report No.: 36414D
Date of Issue: 2022-03-22
Date Received: 2022-03-11
Date Tested: 2022-03-11
Date Completed: 2022-03-22

Page: 18 of 49

Results:

Sample ID	W1-S R3	W1-M R3	W1-B R3
Sample No.	36414-49	36414-50	36414-51
2,4'-Dichlorobiphenyl (PCB8), µg/L	<0.02	<0.02	<0.02
2,2',5'-Trichlorobiphenyl (PCB18), µg/L	<0.02	<0.02	<0.02
2,4,4'-Trichlorobiphenyl (PCB28), µg/L	<0.02	<0.02	<0.02
2,2',3,5'-Tetrachlorobiphenyl (PCB44), µg/L	<0.02	<0.02	<0.02
2,2',5,5'-Tetrachlorobiphenyl (PCB52), µg/L	<0.02	<0.02	<0.02
2,3',4,4'-Tetrachlorobiphenyl (PCB66), µg/L	<0.02	<0.02	<0.02
3,3',4,4'-Tetrachlorobiphenyl (PCB77), µg/L	<0.02	<0.02	<0.02
3,4,4',5-Tetrachlorobiphenyl (PCB81), µg/L	<0.02	<0.02	<0.02
2,2',4,5,5'-Pentachlorobiphenyl (PCB101), µg/L	<0.02	<0.02	<0.02
2,3,3',4,4'-Pentachlorobiphenyl (PCB105), µg/L	<0.02	<0.02	<0.02
2,3,4,4',5-Pentachlorobiphenyl (PCB114), µg/L	<0.02	<0.02	<0.02
2,3',4,4',5-Pentachlorobiphenyl (PCB118), µg/L	<0.02	<0.02	<0.02
2',3,4,4',5-Pentachlorobiphenyl (PCB123), µg/L	<0.02	<0.02	<0.02
3,3',4,4',5-Pentachlorobiphenyl (PCB126), µg/L	<0.02	<0.02	<0.02
2,2',3,3',4,4'-Hexachlorobiphenyl (PCB128), µg/L	<0.02	<0.02	<0.02
2,2',3,4,4',5'-Hexachlorobiphenyl (PCB138), µg/L	<0.02	<0.02	<0.02
2,2',4,4',5,5'-Hexachlorobiphenyl (PCB153), µg/L	<0.02	<0.02	<0.02
2,3,3',4,4',5-Hexachlorobiphenyl (PCB156), µg/L	<0.02	<0.02	<0.02
2,3,3',4,4',5'-Hexachlorobiphenyl (PCB157), µg/L	<0.02	<0.02	<0.02
2,3',4,4',5,5'-Hexachlorobiphenyl (PCB167), µg/L	<0.02	<0.02	<0.02
3,3',4,4',5,5'-Hexachlorobiphenyl (PCB169), µg/L	<0.02	<0.02	<0.02
2,2',3,3',4,4',5-Heptachlorobiphenyl (PCB170), µg/L	<0.02	<0.02	<0.02
2,2',3,4,4',5,5'-Heptachlorobiphenyl (PCB180), µg/L	<0.02	<0.02	<0.02
2,2',3,4',5,5',6-Heptachlorobiphenyl (PCB187), µg/L	<0.02	<0.02	<0.02
2,3,3',4,4',5,5'-Heptachlorobiphenyl (PCB189), µg/L	<0.02	<0.02	<0.02

Remarks: 1) < = less than

TEST REPORT

Report No.: 36414D
Date of Issue: 2022-03-22
Date Received: 2022-03-11
Date Tested: 2022-03-11
Date Completed: 2022-03-22

Page: 19 of 49

Results:

Sample ID	W2-S R3	W2-M R3	W2-B R3
Sample No.	36414-52	36414-53	36414-54
2,4'-Dichlorobiphenyl (PCB8), µg/L	<0.02	<0.02	<0.02
2,2',5-Trichlorobiphenyl (PCB18), µg/L	<0.02	<0.02	<0.02
2,4,4'-Trichlorobiphenyl (PCB28), µg/L	<0.02	<0.02	<0.02
2,2',3,5'-Tetrachlorobiphenyl (PCB44), µg/L	<0.02	<0.02	<0.02
2,2',5,5'-Tetrachlorobiphenyl (PCB52), µg/L	<0.02	<0.02	<0.02
2,3',4,4'-Tetrachlorobiphenyl (PCB66), µg/L	<0.02	<0.02	<0.02
3,3',4,4'-Tetrachlorobiphenyl (PCB77), µg/L	<0.02	<0.02	<0.02
3,4,4',5-Tetrachlorobiphenyl (PCB81), µg/L	<0.02	<0.02	<0.02
2,2',4,5,5'-Pentachlorobiphenyl (PCB101), µg/L	<0.02	<0.02	<0.02
2,3,3',4,4'-Pentachlorobiphenyl (PCB105), µg/L	<0.02	<0.02	<0.02
2,3,4,4',5-Pentachlorobiphenyl (PCB114), µg/L	<0.02	<0.02	<0.02
2,3',4,4',5-Pentachlorobiphenyl (PCB118), µg/L	<0.02	<0.02	<0.02
2',3,4,4',5-Pentachlorobiphenyl (PCB123), µg/L	<0.02	<0.02	<0.02
3,3',4,4',5-Pentachlorobiphenyl (PCB126), µg/L	<0.02	<0.02	<0.02
2,2',3,3',4,4'-Hexachlorobiphenyl (PCB128), µg/L	<0.02	<0.02	<0.02
2,2',3,4,4',5'-Hexachlorobiphenyl (PCB138), µg/L	<0.02	<0.02	<0.02
2,2',4,4',5,5'-Hexachlorobiphenyl (PCB153), µg/L	<0.02	<0.02	<0.02
2,3,3',4,4',5-Hexachlorobiphenyl (PCB156), µg/L	<0.02	<0.02	<0.02
2,3,3',4,4',5'-Hexachlorobiphenyl (PCB157), µg/L	<0.02	<0.02	<0.02
2,3',4,4',5,5'-Hexachlorobiphenyl (PCB167), µg/L	<0.02	<0.02	<0.02
3,3',4,4',5,5'-Hexachlorobiphenyl (PCB169), µg/L	<0.02	<0.02	<0.02
2,2',3,3',4,4',5-Heptachlorobiphenyl (PCB170), µg/L	<0.02	<0.02	<0.02
2,2',3,4,4',5,5'-Heptachlorobiphenyl (PCB180), µg/L	<0.02	<0.02	<0.02
2,2',3,4',5,5',6-Heptachlorobiphenyl (PCB187), µg/L	<0.02	<0.02	<0.02
2,3,3',4,4',5,5'-Heptachlorobiphenyl (PCB189), µg/L	<0.02	<0.02	<0.02

Remarks: 1) <= less than

TEST REPORT

Report No.: 36414D
Date of Issue: 2022-03-22
Date Received: 2022-03-11
Date Tested: 2022-03-11
Date Completed: 2022-03-22

Page: 20 of 49

Results:

Sample ID	W3-S R3	W3-M R3	W3-B R3
Sample No.	36414-55	36414-56	36414-57
2,4'-Dichlorobiphenyl (PCB8), µg/L	<0.02	<0.02	<0.02
2,2',5-Trichlorobiphenyl (PCB18), µg/L	<0.02	<0.02	<0.02
2,4,4'-Trichlorobiphenyl (PCB28), µg/L	<0.02	<0.02	<0.02
2,2',3,5'-Tetrachlorobiphenyl (PCB44), µg/L	<0.02	<0.02	<0.02
2,2',5,5'-Tetrachlorobiphenyl (PCB52), µg/L	<0.02	<0.02	<0.02
2,3',4,4'-Tetrachlorobiphenyl (PCB66), µg/L	<0.02	<0.02	<0.02
3,3',4,4'-Tetrachlorobiphenyl (PCB77), µg/L	<0.02	<0.02	<0.02
3,4,4',5-Tetrachlorobiphenyl (PCB81), µg/L	<0.02	<0.02	<0.02
2,2',4,5,5'-Pentachlorobiphenyl (PCB101), µg/L	<0.02	<0.02	<0.02
2,3,3',4,4'-Pentachlorobiphenyl (PCB105), µg/L	<0.02	<0.02	<0.02
2,3,4,4',5-Pentachlorobiphenyl (PCB114), µg/L	<0.02	<0.02	<0.02
2,3',4,4',5-Pentachlorobiphenyl (PCB118), µg/L	<0.02	<0.02	<0.02
2',3,4,4',5-Pentachlorobiphenyl (PCB123), µg/L	<0.02	<0.02	<0.02
3,3',4,4',5-Pentachlorobiphenyl (PCB126), µg/L	<0.02	<0.02	<0.02
2,2',3,3',4,4'-Hexachlorobiphenyl (PCB128), µg/L	<0.02	<0.02	<0.02
2,2',3,4,4',5'-Hexachlorobiphenyl (PCB138), µg/L	<0.02	<0.02	<0.02
2,2',4,4',5,5'-Hexachlorobiphenyl (PCB153), µg/L	<0.02	<0.02	<0.02
2,3,3',4,4',5-Hexachlorobiphenyl (PCB156), µg/L	<0.02	<0.02	<0.02
2,3,3',4,4',5'-Hexachlorobiphenyl (PCB157), µg/L	<0.02	<0.02	<0.02
2,3',4,4',5,5'-Hexachlorobiphenyl (PCB167), µg/L	<0.02	<0.02	<0.02
3,3',4,4',5,5'-Hexachlorobiphenyl (PCB169), µg/L	<0.02	<0.02	<0.02
2,2',3,3',4,4',5-Heptachlorobiphenyl (PCB170), µg/L	<0.02	<0.02	<0.02
2,2',3,4,4',5,5'-Heptachlorobiphenyl (PCB180), µg/L	<0.02	<0.02	<0.02
2,2',3,4',5,5',6-Heptachlorobiphenyl (PCB187), µg/L	<0.02	<0.02	<0.02
2,3,3',4,4',5,5'-Heptachlorobiphenyl (PCB189), µg/L	<0.02	<0.02	<0.02

Remarks: 1) <= less than

TEST REPORT

Report No.: 36414D
Date of Issue: 2022-03-22
Date Received: 2022-03-11
Date Tested: 2022-03-11
Date Completed: 2022-03-22
Page: 21 of 49

Results:

Sample ID	W4-S R3	W4-M R3	W4-B R3
Sample No.	36414-58	36414-59	36414-60
2,4'-Dichlorobiphenyl (PCB8), µg/L	<0.02	<0.02	<0.02
2,2',5-Trichlorobiphenyl (PCB18), µg/L	<0.02	<0.02	<0.02
2,4,4'-Trichlorobiphenyl (PCB28), µg/L	<0.02	<0.02	<0.02
2,2',3,5'-Tetrachlorobiphenyl (PCB44), µg/L	<0.02	<0.02	<0.02
2,2',5,5'-Tetrachlorobiphenyl (PCB52), µg/L	<0.02	<0.02	<0.02
2,3',4,4'-Tetrachlorobiphenyl (PCB66), µg/L	<0.02	<0.02	<0.02
3,3',4,4'-Tetrachlorobiphenyl (PCB77), µg/L	<0.02	<0.02	<0.02
3,4,4',5-Tetrachlorobiphenyl (PCB81), µg/L	<0.02	<0.02	<0.02
2,2',4,5,5'-Pentachlorobiphenyl (PCB101), µg/L	<0.02	<0.02	<0.02
2,3,3',4,4'-Pentachlorobiphenyl (PCB105), µg/L	<0.02	<0.02	<0.02
2,3,4,4',5-Pentachlorobiphenyl (PCB114), µg/L	<0.02	<0.02	<0.02
2,3',4,4',5-Pentachlorobiphenyl (PCB118), µg/L	<0.02	<0.02	<0.02
2',3,4,4',5-Pentachlorobiphenyl (PCB123), µg/L	<0.02	<0.02	<0.02
3,3',4,4',5-Pentachlorobiphenyl (PCB126), µg/L	<0.02	<0.02	<0.02
2,2',3,3',4,4'-Hexachlorobiphenyl (PCB128), µg/L	<0.02	<0.02	<0.02
2,2',3,4,4',5'-Hexachlorobiphenyl (PCB138), µg/L	<0.02	<0.02	<0.02
2,2',4,4',5,5'-Hexachlorobiphenyl (PCB153), µg/L	<0.02	<0.02	<0.02
2,3,3',4,4',5-Hexachlorobiphenyl (PCB156), µg/L	<0.02	<0.02	<0.02
2,3,3',4,4',5'-Hexachlorobiphenyl (PCB157), µg/L	<0.02	<0.02	<0.02
2,3',4,4',5,5'-Hexachlorobiphenyl (PCB167), µg/L	<0.02	<0.02	<0.02
3,3',4,4',5,5'-Hexachlorobiphenyl (PCB169), µg/L	<0.02	<0.02	<0.02
2,2',3,3',4,4',5-Heptachlorobiphenyl (PCB170), µg/L	<0.02	<0.02	<0.02
2,2',3,4,4',5,5'-Heptachlorobiphenyl (PCB180), µg/L	<0.02	<0.02	<0.02
2,2',3,4',5,5',6-Heptachlorobiphenyl (PCB187), µg/L	<0.02	<0.02	<0.02
2,3,3',4,4',5,5'-Heptachlorobiphenyl (PCB189), µg/L	<0.02	<0.02	<0.02

Remarks: 1) <= less than

TEST REPORT

Report No.: 36414D
Date of Issue: 2022-03-22
Date Received: 2022-03-11
Date Tested: 2022-03-11
Date Completed: 2022-03-22
Page: 22 of 49

Results:

Sample ID	W5-S R3	W5-M R3	W5-B R3
Sample No.	36414-61	36414-62	36414-63
2,4'-Dichlorobiphenyl (PCB8), µg/L	<0.02	<0.02	<0.02
2,2',5-Trichlorobiphenyl (PCB18), µg/L	<0.02	<0.02	<0.02
2,4,4'-Trichlorobiphenyl (PCB28), µg/L	<0.02	<0.02	<0.02
2,2',3,5'-Tetrachlorobiphenyl (PCB44), µg/L	<0.02	<0.02	<0.02
2,2',5,5'-Tetrachlorobiphenyl (PCB52), µg/L	<0.02	<0.02	<0.02
2,3',4,4'-Tetrachlorobiphenyl (PCB66), µg/L	<0.02	<0.02	<0.02
3,3',4,4'-Tetrachlorobiphenyl (PCB77), µg/L	<0.02	<0.02	<0.02
3,4,4',5-Tetrachlorobiphenyl (PCB81), µg/L	<0.02	<0.02	<0.02
2,2',4,5,5'-Pentachlorobiphenyl (PCB101), µg/L	<0.02	<0.02	<0.02
2,3,3',4,4'-Pentachlorobiphenyl (PCB105), µg/L	<0.02	<0.02	<0.02
2,3,4,4',5-Pentachlorobiphenyl (PCB114), µg/L	<0.02	<0.02	<0.02
2,3',4,4',5-Pentachlorobiphenyl (PCB118), µg/L	<0.02	<0.02	<0.02
2',3,4,4',5-Pentachlorobiphenyl (PCB123), µg/L	<0.02	<0.02	<0.02
3,3',4,4',5-Pentachlorobiphenyl (PCB126), µg/L	<0.02	<0.02	<0.02
2,2',3,3',4,4'-Hexachlorobiphenyl (PCB128), µg/L	<0.02	<0.02	<0.02
2,2',3,4,4',5'-Hexachlorobiphenyl (PCB138), µg/L	<0.02	<0.02	<0.02
2,2',4,4',5,5'-Hexachlorobiphenyl (PCB153), µg/L	<0.02	<0.02	<0.02
2,3,3',4,4',5-Hexachlorobiphenyl (PCB156), µg/L	<0.02	<0.02	<0.02
2,3,3',4,4',5'-Hexachlorobiphenyl (PCB157), µg/L	<0.02	<0.02	<0.02
2,3',4,4',5,5'-Hexachlorobiphenyl (PCB167), µg/L	<0.02	<0.02	<0.02
3,3',4,4',5,5'-Hexachlorobiphenyl (PCB169), µg/L	<0.02	<0.02	<0.02
2,2',3,3',4,4',5-Heptachlorobiphenyl (PCB170), µg/L	<0.02	<0.02	<0.02
2,2',3,4,4',5,5'-Heptachlorobiphenyl (PCB180), µg/L	<0.02	<0.02	<0.02
2,2',3,4',5,5',6-Heptachlorobiphenyl (PCB187), µg/L	<0.02	<0.02	<0.02
2,3,3',4,4',5,5'-Heptachlorobiphenyl (PCB189), µg/L	<0.02	<0.02	<0.02

Remarks: 1) <= less than

TEST REPORT

Report No.: 36414D
Date of Issue: 2022-03-22
Date Received: 2022-03-11
Date Tested: 2022-03-11
Date Completed: 2022-03-22
Page: 23 of 49

Results:

Sample ID	W6-S R3	W6-M R3	W6-B R3
Sample No.	36414-64	36414-65	36414-66
2,4'-Dichlorobiphenyl (PCB8), µg/L	<0.02	<0.02	<0.02
2,2',5-Trichlorobiphenyl (PCB18), µg/L	<0.02	<0.02	<0.02
2,4,4'-Trichlorobiphenyl (PCB28), µg/L	<0.02	<0.02	<0.02
2,2',3,5'-Tetrachlorobiphenyl (PCB44), µg/L	<0.02	<0.02	<0.02
2,2',5,5'-Tetrachlorobiphenyl (PCB52), µg/L	<0.02	<0.02	<0.02
2,3',4,4'-Tetrachlorobiphenyl (PCB66), µg/L	<0.02	<0.02	<0.02
3,3',4,4'-Tetrachlorobiphenyl (PCB77), µg/L	<0.02	<0.02	<0.02
3,4,4',5-Tetrachlorobiphenyl (PCB81), µg/L	<0.02	<0.02	<0.02
2,2',4,5,5'-Pentachlorobiphenyl (PCB101), µg/L	<0.02	<0.02	<0.02
2,3,3',4,4'-Pentachlorobiphenyl (PCB105), µg/L	<0.02	<0.02	<0.02
2,3,4,4',5-Pentachlorobiphenyl (PCB114), µg/L	<0.02	<0.02	<0.02
2,3',4,4',5-Pentachlorobiphenyl (PCB118), µg/L	<0.02	<0.02	<0.02
2',3,4,4',5-Pentachlorobiphenyl (PCB123), µg/L	<0.02	<0.02	<0.02
3,3',4,4',5-Pentachlorobiphenyl (PCB126), µg/L	<0.02	<0.02	<0.02
2,2',3,3',4,4'-Hexachlorobiphenyl (PCB128), µg/L	<0.02	<0.02	<0.02
2,2',3,4,4',5'-Hexachlorobiphenyl (PCB138), µg/L	<0.02	<0.02	<0.02
2,2',4,4',5,5'-Hexachlorobiphenyl (PCB153), µg/L	<0.02	<0.02	<0.02
2,3,3',4,4',5-Hexachlorobiphenyl (PCB156), µg/L	<0.02	<0.02	<0.02
2,3,3',4,4',5'-Hexachlorobiphenyl (PCB157), µg/L	<0.02	<0.02	<0.02
2,3',4,4',5,5'-Hexachlorobiphenyl (PCB167), µg/L	<0.02	<0.02	<0.02
3,3',4,4',5,5'-Hexachlorobiphenyl (PCB169), µg/L	<0.02	<0.02	<0.02
2,2',3,3',4,4',5-Heptachlorobiphenyl (PCB170), µg/L	<0.02	<0.02	<0.02
2,2',3,4,4',5,5'-Heptachlorobiphenyl (PCB180), µg/L	<0.02	<0.02	<0.02
2,2',3,4',5,5',6-Heptachlorobiphenyl (PCB187), µg/L	<0.02	<0.02	<0.02
2,3,3',4,4',5,5'-Heptachlorobiphenyl (PCB189), µg/L	<0.02	<0.02	<0.02

Remarks: 1) <= less than

TEST REPORT

Report No.: 36414D
Date of Issue: 2022-03-22
Date Received: 2022-03-11
Date Tested: 2022-03-11
Date Completed: 2022-03-22
Page: 24 of 49

Results:

Sample ID	W7-S R3	W7-M R3	W7-B R3
Sample No.	36414-67	36414-68	36414-69
2,4'-Dichlorobiphenyl (PCB8), µg/L	<0.02	<0.02	<0.02
2,2',5-Trichlorobiphenyl (PCB18), µg/L	<0.02	<0.02	<0.02
2,4,4'-Trichlorobiphenyl (PCB28), µg/L	<0.02	<0.02	<0.02
2,2',3,5'-Tetrachlorobiphenyl (PCB44), µg/L	<0.02	<0.02	<0.02
2,2',5,5'-Tetrachlorobiphenyl (PCB52), µg/L	<0.02	<0.02	<0.02
2,3',4,4'-Tetrachlorobiphenyl (PCB66), µg/L	<0.02	<0.02	<0.02
3,3',4,4'-Tetrachlorobiphenyl (PCB77), µg/L	<0.02	<0.02	<0.02
3,4,4',5-Tetrachlorobiphenyl (PCB81), µg/L	<0.02	<0.02	<0.02
2,2',4,5,5'-Pentachlorobiphenyl (PCB101), µg/L	<0.02	<0.02	<0.02
2,3,3',4,4'-Pentachlorobiphenyl (PCB105), µg/L	<0.02	<0.02	<0.02
2,3,4,4',5-Pentachlorobiphenyl (PCB114), µg/L	<0.02	<0.02	<0.02
2,3',4,4',5-Pentachlorobiphenyl (PCB118), µg/L	<0.02	<0.02	<0.02
2',3,4,4',5-Pentachlorobiphenyl (PCB123), µg/L	<0.02	<0.02	<0.02
3,3',4,4',5-Pentachlorobiphenyl (PCB126), µg/L	<0.02	<0.02	<0.02
2,2',3,3',4,4'-Hexachlorobiphenyl (PCB128), µg/L	<0.02	<0.02	<0.02
2,2',3,4,4',5'-Hexachlorobiphenyl (PCB138), µg/L	<0.02	<0.02	<0.02
2,2',4,4',5,5'-Hexachlorobiphenyl (PCB153), µg/L	<0.02	<0.02	<0.02
2,3,3',4,4',5-Hexachlorobiphenyl (PCB156), µg/L	<0.02	<0.02	<0.02
2,3,3',4,4',5'-Hexachlorobiphenyl (PCB157), µg/L	<0.02	<0.02	<0.02
2,3',4,4',5,5'-Hexachlorobiphenyl (PCB167), µg/L	<0.02	<0.02	<0.02
3,3',4,4',5,5'-Hexachlorobiphenyl (PCB169), µg/L	<0.02	<0.02	<0.02
2,2',3,3',4,4',5-Heptachlorobiphenyl (PCB170), µg/L	<0.02	<0.02	<0.02
2,2',3,4,4',5,5'-Heptachlorobiphenyl (PCB180), µg/L	<0.02	<0.02	<0.02
2,2',3,4',5,5',6-Heptachlorobiphenyl (PCB187), µg/L	<0.02	<0.02	<0.02
2,3,3',4,4',5,5'-Heptachlorobiphenyl (PCB189), µg/L	<0.02	<0.02	<0.02

Remarks: 1) <= less than

TEST REPORT

Report No.:	36414D
Date of Issue:	2022-03-22
Date Received:	2022-03-11
Date Tested:	2022-03-11
Date Completed:	2022-03-22
Page:	25 of 49

Results:

Sample ID	W8-S R3	W8-M R3	W8-B R3
Sample No.	36414-70	36414-71	36414-72
2,4'-Dichlorobiphenyl (PCB8), µg/L	<0.02	<0.02	<0.02
2,2',5'-Trichlorobiphenyl (PCB18), µg/L	<0.02	<0.02	<0.02
2,4,4'-Trichlorobiphenyl (PCB28), µg/L	<0.02	<0.02	<0.02
2,2',3,5'-Tetrachlorobiphenyl (PCB44), µg/L	<0.02	<0.02	<0.02
2,2',5,5'-Tetrachlorobiphenyl (PCB52), µg/L	<0.02	<0.02	<0.02
2,3',4,4'-Tetrachlorobiphenyl (PCB66), µg/L	<0.02	<0.02	<0.02
3,3',4,4'-Tetrachlorobiphenyl (PCB77), µg/L	<0.02	<0.02	<0.02
3,4,4',5-Tetrachlorobiphenyl (PCB81), µg/L	<0.02	<0.02	<0.02
2,2',4,5,5'-Pentachlorobiphenyl (PCB101), µg/L	<0.02	<0.02	<0.02
2,3,3',4,4'-Pentachlorobiphenyl (PCB105), µg/L	<0.02	<0.02	<0.02
2,3,4,4',5-Pentachlorobiphenyl (PCB114), µg/L	<0.02	<0.02	<0.02
2,3',4,4',5-Pentachlorobiphenyl (PCB118), µg/L	<0.02	<0.02	<0.02
2',3,4,4',5-Pentachlorobiphenyl (PCB123), µg/L	<0.02	<0.02	<0.02
3,3',4,4',5-Pentachlorobiphenyl (PCB126), µg/L	<0.02	<0.02	<0.02
2,2',3,3',4,4'-Hexachlorobiphenyl (PCB128), µg/L	<0.02	<0.02	<0.02
2,2',3,4,4',5'-Hexachlorobiphenyl (PCB138), µg/L	<0.02	<0.02	<0.02
2,2',4,4',5,5'-Hexachlorobiphenyl (PCB153), µg/L	<0.02	<0.02	<0.02
2,3,3',4,4',5-Hexachlorobiphenyl (PCB156), µg/L	<0.02	<0.02	<0.02
2,3,3',4,4',5'-Hexachlorobiphenyl (PCB157), µg/L	<0.02	<0.02	<0.02
2,3',4,4',5,5'-Hexachlorobiphenyl (PCB167), µg/L	<0.02	<0.02	<0.02
3,3',4,4',5,5'-Hexachlorobiphenyl (PCB169), µg/L	<0.02	<0.02	<0.02
2,2',3,3',4,4',5-Heptachlorobiphenyl (PCB170), µg/L	<0.02	<0.02	<0.02
2,2',3,4,4',5,5'-Heptachlorobiphenyl (PCB180), µg/L	<0.02	<0.02	<0.02
2,2',3,4',5,5',6-Heptachlorobiphenyl (PCB187), µg/L	<0.02	<0.02	<0.02
2,3,3',4,4',5,5'-Heptachlorobiphenyl (PCB189), µg/L	<0.02	<0.02	<0.02

Remarks: 1) <= less than

TEST REPORT

Report No.:	36414D
Date of Issue:	2022-03-22
Date Received:	2022-03-11
Date Tested:	2022-03-11
Date Completed:	2022-03-22
Page:	26 of 49

Results:

Sample ID	W1-S R4	W1-M R4	W1-B R4
Sample No.	36414-73	36414-74	36414-75
2,4'-Dichlorobiphenyl (PCB8), µg/L	<0.02	<0.02	<0.02
2,2',5'-Trichlorobiphenyl (PCB18), µg/L	<0.02	<0.02	<0.02
2,4,4'-Trichlorobiphenyl (PCB28), µg/L	<0.02	<0.02	<0.02
2,2',3,5'-Tetrachlorobiphenyl (PCB44), µg/L	<0.02	<0.02	<0.02
2,2',5,5'-Tetrachlorobiphenyl (PCB52), µg/L	<0.02	<0.02	<0.02
2,3',4,4'-Tetrachlorobiphenyl (PCB66), µg/L	<0.02	<0.02	<0.02
3,3',4,4'-Tetrachlorobiphenyl (PCB77), µg/L	<0.02	<0.02	<0.02
3,4,4',5-Tetrachlorobiphenyl (PCB81), µg/L	<0.02	<0.02	<0.02
2,2',4,5,5'-Pentachlorobiphenyl (PCB101), µg/L	<0.02	<0.02	<0.02
2,3,3',4,4'-Pentachlorobiphenyl (PCB105), µg/L	<0.02	<0.02	<0.02
2,3,4,4',5-Pentachlorobiphenyl (PCB114), µg/L	<0.02	<0.02	<0.02
2,3',4,4',5-Pentachlorobiphenyl (PCB118), µg/L	<0.02	<0.02	<0.02
2',3,4,4',5-Pentachlorobiphenyl (PCB123), µg/L	<0.02	<0.02	<0.02
3,3',4,4',5-Pentachlorobiphenyl (PCB126), µg/L	<0.02	<0.02	<0.02
2,2',3,3',4,4'-Hexachlorobiphenyl (PCB128), µg/L	<0.02	<0.02	<0.02
2,2',3,4,4',5'-Hexachlorobiphenyl (PCB138), µg/L	<0.02	<0.02	<0.02
2,2',4,4',5,5'-Hexachlorobiphenyl (PCB153), µg/L	<0.02	<0.02	<0.02
2,3,3',4,4',5-Hexachlorobiphenyl (PCB156), µg/L	<0.02	<0.02	<0.02
2,3,3',4,4',5'-Hexachlorobiphenyl (PCB157), µg/L	<0.02	<0.02	<0.02
2,3',4,4',5,5'-Hexachlorobiphenyl (PCB167), µg/L	<0.02	<0.02	<0.02
3,3',4,4',5,5'-Hexachlorobiphenyl (PCB169), µg/L	<0.02	<0.02	<0.02
2,2',3,3',4,4',5-Heptachlorobiphenyl (PCB170), µg/L	<0.02	<0.02	<0.02
2,2',3,4,4',5,5'-Heptachlorobiphenyl (PCB180), µg/L	<0.02	<0.02	<0.02
2,2',3,4',5,5',6-Heptachlorobiphenyl (PCB187), µg/L	<0.02	<0.02	<0.02
2,3,3',4,4',5,5'-Heptachlorobiphenyl (PCB189), µg/L	<0.02	<0.02	<0.02

Remarks: 1) <= less than

TEST REPORT

Report No.:	36414D
Date of Issue:	2022-03-22
Date Received:	2022-03-11
Date Tested:	2022-03-11
Date Completed:	2022-03-22
Page:	27 of 49

Results:

Sample ID	W2-S R4	W2-M R4	W2-B R4
Sample No.	36414-76	36414-77	36414-78
2,4'-Dichlorobiphenyl (PCB8), µg/L	<0.02	<0.02	<0.02
2,2',5-Trichlorobiphenyl (PCB18), µg/L	<0.02	<0.02	<0.02
2,4,4'-Trichlorobiphenyl (PCB28), µg/L	<0.02	<0.02	<0.02
2,2',3,5'-Tetrachlorobiphenyl (PCB44), µg/L	<0.02	<0.02	<0.02
2,2',5,5'-Tetrachlorobiphenyl (PCB52), µg/L	<0.02	<0.02	<0.02
2,3',4,4'-Tetrachlorobiphenyl (PCB66), µg/L	<0.02	<0.02	<0.02
3,3',4,4'-Tetrachlorobiphenyl (PCB77), µg/L	<0.02	<0.02	<0.02
3,4,4',5-Tetrachlorobiphenyl (PCB81), µg/L	<0.02	<0.02	<0.02
2,2',4,5,5'-Pentachlorobiphenyl (PCB101), µg/L	<0.02	<0.02	<0.02
2,3,3',4,4'-Pentachlorobiphenyl (PCB105), µg/L	<0.02	<0.02	<0.02
2,3,4,4',5-Pentachlorobiphenyl (PCB114), µg/L	<0.02	<0.02	<0.02
2,3',4,4',5-Pentachlorobiphenyl (PCB118), µg/L	<0.02	<0.02	<0.02
2',3,4,4',5-Pentachlorobiphenyl (PCB123), µg/L	<0.02	<0.02	<0.02
3,3',4,4',5-Pentachlorobiphenyl (PCB126), µg/L	<0.02	<0.02	<0.02
2,2',3,3',4,4'-Hexachlorobiphenyl (PCB128), µg/L	<0.02	<0.02	<0.02
2,2',3,4,4',5'-Hexachlorobiphenyl (PCB138), µg/L	<0.02	<0.02	<0.02
2,2',4,4',5,5'-Hexachlorobiphenyl (PCB153), µg/L	<0.02	<0.02	<0.02
2,3,3',4,4',5-Hexachlorobiphenyl (PCB156), µg/L	<0.02	<0.02	<0.02
2,3,3',4,4',5'-Hexachlorobiphenyl (PCB157), µg/L	<0.02	<0.02	<0.02
2,3',4,4',5,5'-Hexachlorobiphenyl (PCB167), µg/L	<0.02	<0.02	<0.02
3,3',4,4',5,5'-Hexachlorobiphenyl (PCB169), µg/L	<0.02	<0.02	<0.02
2,2',3,3',4,4',5-Heptachlorobiphenyl (PCB170), µg/L	<0.02	<0.02	<0.02
2,2',3,4,4',5,5'-Heptachlorobiphenyl (PCB180), µg/L	<0.02	<0.02	<0.02
2,2',3,4',5,5',6-Heptachlorobiphenyl (PCB187), µg/L	<0.02	<0.02	<0.02
2,3,3',4,4',5,5'-Heptachlorobiphenyl (PCB189), µg/L	<0.02	<0.02	<0.02

Remarks: 1) <= less than

TEST REPORT

Report No.:	36414D
Date of Issue:	2022-03-22
Date Received:	2022-03-11
Date Tested:	2022-03-11
Date Completed:	2022-03-22
Page:	28 of 49

Results:

Sample ID	W3-S R4	W3-M R4	W3-B R4
Sample No.	36414-79	36414-80	36414-81
2,4'-Dichlorobiphenyl (PCB8), µg/L	<0.02	<0.02	<0.02
2,2',5-Trichlorobiphenyl (PCB18), µg/L	<0.02	<0.02	<0.02
2,4,4'-Trichlorobiphenyl (PCB28), µg/L	<0.02	<0.02	<0.02
2,2',3,5'-Tetrachlorobiphenyl (PCB44), µg/L	<0.02	<0.02	<0.02
2,2',5,5'-Tetrachlorobiphenyl (PCB52), µg/L	<0.02	<0.02	<0.02
2,3',4,4'-Tetrachlorobiphenyl (PCB66), µg/L	<0.02	<0.02	<0.02
3,3',4,4'-Tetrachlorobiphenyl (PCB77), µg/L	<0.02	<0.02	<0.02
3,4,4',5-Tetrachlorobiphenyl (PCB81), µg/L	<0.02	<0.02	<0.02
2,2',4,5,5'-Pentachlorobiphenyl (PCB101), µg/L	<0.02	<0.02	<0.02
2,3,3',4,4'-Pentachlorobiphenyl (PCB105), µg/L	<0.02	<0.02	<0.02
2,3,4,4',5-Pentachlorobiphenyl (PCB114), µg/L	<0.02	<0.02	<0.02
2,3',4,4',5-Pentachlorobiphenyl (PCB118), µg/L	<0.02	<0.02	<0.02
2',3,4,4',5-Pentachlorobiphenyl (PCB123), µg/L	<0.02	<0.02	<0.02
3,3',4,4',5-Pentachlorobiphenyl (PCB126), µg/L	<0.02	<0.02	<0.02
2,2',3,3',4,4'-Hexachlorobiphenyl (PCB128), µg/L	<0.02	<0.02	<0.02
2,2',3,4,4',5'-Hexachlorobiphenyl (PCB138), µg/L	<0.02	<0.02	<0.02
2,2',4,4',5,5'-Hexachlorobiphenyl (PCB153), µg/L	<0.02	<0.02	<0.02
2,3,3',4,4',5-Hexachlorobiphenyl (PCB156), µg/L	<0.02	<0.02	<0.02
2,3,3',4,4',5'-Hexachlorobiphenyl (PCB157), µg/L	<0.02	<0.02	<0.02
2,3',4,4',5,5'-Hexachlorobiphenyl (PCB167), µg/L	<0.02	<0.02	<0.02
3,3',4,4',5,5'-Hexachlorobiphenyl (PCB169), µg/L	<0.02	<0.02	<0.02
2,2',3,3',4,4',5-Heptachlorobiphenyl (PCB170), µg/L	<0.02	<0.02	<0.02
2,2',3,4,4',5,5'-Heptachlorobiphenyl (PCB180), µg/L	<0.02	<0.02	<0.02
2,2',3,4',5,5',6-Heptachlorobiphenyl (PCB187), µg/L	<0.02	<0.02	<0.02
2,3,3',4,4',5,5'-Heptachlorobiphenyl (PCB189), µg/L	<0.02	<0.02	<0.02

Remarks: 1) <= less than

TEST REPORT

Report No.:	36414D
Date of Issue:	2022-03-22
Date Received:	2022-03-11
Date Tested:	2022-03-11
Date Completed:	2022-03-22
Page:	29 of 49

Results:

Sample ID	W4-S R4	W4-M R4	W4-B R4
Sample No.	36414-82	36414-83	36414-84
2,4'-Dichlorobiphenyl (PCB8), µg/L	<0.02	<0.02	<0.02
2,2',5-Trichlorobiphenyl (PCB18), µg/L	<0.02	<0.02	<0.02
2,4,4'-Trichlorobiphenyl (PCB28), µg/L	<0.02	<0.02	<0.02
2,2',3,5'-Tetrachlorobiphenyl (PCB44), µg/L	<0.02	<0.02	<0.02
2,2',5,5'-Tetrachlorobiphenyl (PCB52), µg/L	<0.02	<0.02	<0.02
2,3',4,4'-Tetrachlorobiphenyl (PCB66), µg/L	<0.02	<0.02	<0.02
3,3',4,4'-Tetrachlorobiphenyl (PCB77), µg/L	<0.02	<0.02	<0.02
3,4,4',5-Tetrachlorobiphenyl (PCB81), µg/L	<0.02	<0.02	<0.02
2,2',4,5,5'-Pentachlorobiphenyl (PCB101), µg/L	<0.02	<0.02	<0.02
2,3,3',4,4'-Pentachlorobiphenyl (PCB105), µg/L	<0.02	<0.02	<0.02
2,3,4,4',5-Pentachlorobiphenyl (PCB114), µg/L	<0.02	<0.02	<0.02
2,3',4,4',5-Pentachlorobiphenyl (PCB118), µg/L	<0.02	<0.02	<0.02
2',3,4,4',5-Pentachlorobiphenyl (PCB123), µg/L	<0.02	<0.02	<0.02
3,3',4,4',5-Pentachlorobiphenyl (PCB126), µg/L	<0.02	<0.02	<0.02
2,2',3,3',4,4'-Hexachlorobiphenyl (PCB128), µg/L	<0.02	<0.02	<0.02
2,2',3,4,4',5'-Hexachlorobiphenyl (PCB138), µg/L	<0.02	<0.02	<0.02
2,2',4,4',5,5'-Hexachlorobiphenyl (PCB153), µg/L	<0.02	<0.02	<0.02
2,3,3',4,4',5-Hexachlorobiphenyl (PCB156), µg/L	<0.02	<0.02	<0.02
2,3,3',4,4',5'-Hexachlorobiphenyl (PCB157), µg/L	<0.02	<0.02	<0.02
2,3',4,4',5,5'-Hexachlorobiphenyl (PCB167), µg/L	<0.02	<0.02	<0.02
3,3',4,4',5,5'-Hexachlorobiphenyl (PCB169), µg/L	<0.02	<0.02	<0.02
2,2',3,3',4,4',5-Heptachlorobiphenyl (PCB170), µg/L	<0.02	<0.02	<0.02
2,2',3,4,4',5,5'-Heptachlorobiphenyl (PCB180), µg/L	<0.02	<0.02	<0.02
2,2',3,4',5,5',6-Heptachlorobiphenyl (PCB187), µg/L	<0.02	<0.02	<0.02
2,3,3',4,4',5,5'-Heptachlorobiphenyl (PCB189), µg/L	<0.02	<0.02	<0.02

Remarks: 1) <= less than

TEST REPORT

Report No.:	36414D
Date of Issue:	2022-03-22
Date Received:	2022-03-11
Date Tested:	2022-03-11
Date Completed:	2022-03-22
Page:	30 of 49

Results:

Sample ID	W5-S R4	W5-M R4	W5-B R4
Sample No.	36414-85	36414-86	36414-87
2,4'-Dichlorobiphenyl (PCB8), µg/L	<0.02	<0.02	<0.02
2,2',5-Trichlorobiphenyl (PCB18), µg/L	<0.02	<0.02	<0.02
2,4,4'-Trichlorobiphenyl (PCB28), µg/L	<0.02	<0.02	<0.02
2,2',3,5'-Tetrachlorobiphenyl (PCB44), µg/L	<0.02	<0.02	<0.02
2,2',5,5'-Tetrachlorobiphenyl (PCB52), µg/L	<0.02	<0.02	<0.02
2,3',4,4'-Tetrachlorobiphenyl (PCB66), µg/L	<0.02	<0.02	<0.02
3,3',4,4'-Tetrachlorobiphenyl (PCB77), µg/L	<0.02	<0.02	<0.02
3,4,4',5-Tetrachlorobiphenyl (PCB81), µg/L	<0.02	<0.02	<0.02
2,2',4,5,5'-Pentachlorobiphenyl (PCB101), µg/L	<0.02	<0.02	<0.02
2,3,3',4,4'-Pentachlorobiphenyl (PCB105), µg/L	<0.02	<0.02	<0.02
2,3,4,4',5-Pentachlorobiphenyl (PCB114), µg/L	<0.02	<0.02	<0.02
2,3',4,4',5-Pentachlorobiphenyl (PCB118), µg/L	<0.02	<0.02	<0.02
2',3,4,4',5-Pentachlorobiphenyl (PCB123), µg/L	<0.02	<0.02	<0.02
3,3',4,4',5-Pentachlorobiphenyl (PCB126), µg/L	<0.02	<0.02	<0.02
2,2',3,3',4,4'-Hexachlorobiphenyl (PCB128), µg/L	<0.02	<0.02	<0.02
2,2',3,4,4',5'-Hexachlorobiphenyl (PCB138), µg/L	<0.02	<0.02	<0.02
2,2',4,4',5,5'-Hexachlorobiphenyl (PCB153), µg/L	<0.02	<0.02	<0.02
2,3,3',4,4',5-Hexachlorobiphenyl (PCB156), µg/L	<0.02	<0.02	<0.02
2,3,3',4,4',5'-Hexachlorobiphenyl (PCB157), µg/L	<0.02	<0.02	<0.02
2,3',4,4',5,5'-Hexachlorobiphenyl (PCB167), µg/L	<0.02	<0.02	<0.02
3,3',4,4',5,5'-Hexachlorobiphenyl (PCB169), µg/L	<0.02	<0.02	<0.02
2,2',3,3',4,4',5-Heptachlorobiphenyl (PCB170), µg/L	<0.02	<0.02	<0.02
2,2',3,4,4',5,5'-Heptachlorobiphenyl (PCB180), µg/L	<0.02	<0.02	<0.02
2,2',3,4',5,5',6-Heptachlorobiphenyl (PCB187), µg/L	<0.02	<0.02	<0.02
2,3,3',4,4',5,5'-Heptachlorobiphenyl (PCB189), µg/L	<0.02	<0.02	<0.02

Remarks: 1) <= less than

TEST REPORT

Report No.:	36414D
Date of Issue:	2022-03-22
Date Received:	2022-03-11
Date Tested:	2022-03-11
Date Completed:	2022-03-22
Page:	31 of 49

Results:

Sample ID	W6-S R4	W6-M R4	W6-B R4
Sample No.	36414-88	36414-89	36414-90
2,4'-Dichlorobiphenyl (PCB8), µg/L	<0.02	<0.02	<0.02
2,2',5-Trichlorobiphenyl (PCB18), µg/L	<0.02	<0.02	<0.02
2,4,4'-Trichlorobiphenyl (PCB28), µg/L	<0.02	<0.02	<0.02
2,2',3,5'-Tetrachlorobiphenyl (PCB44), µg/L	<0.02	<0.02	<0.02
2,2',5,5'-Tetrachlorobiphenyl (PCB52), µg/L	<0.02	<0.02	<0.02
2,3',4,4'-Tetrachlorobiphenyl (PCB66), µg/L	<0.02	<0.02	<0.02
3,3',4,4'-Tetrachlorobiphenyl (PCB77), µg/L	<0.02	<0.02	<0.02
3,4,4',5-Tetrachlorobiphenyl (PCB81), µg/L	<0.02	<0.02	<0.02
2,2',4,5,5'-Pentachlorobiphenyl (PCB101), µg/L	<0.02	<0.02	<0.02
2,3,3',4,4'-Pentachlorobiphenyl (PCB105), µg/L	<0.02	<0.02	<0.02
2,3,4,4',5-Pentachlorobiphenyl (PCB114), µg/L	<0.02	<0.02	<0.02
2,3',4,4',5-Pentachlorobiphenyl (PCB118), µg/L	<0.02	<0.02	<0.02
2',3,4,4',5-Pentachlorobiphenyl (PCB123), µg/L	<0.02	<0.02	<0.02
3,3',4,4',5-Pentachlorobiphenyl (PCB126), µg/L	<0.02	<0.02	<0.02
2,2',3,3',4,4'-Hexachlorobiphenyl (PCB128), µg/L	<0.02	<0.02	<0.02
2,2',3,4,4',5'-Hexachlorobiphenyl (PCB138), µg/L	<0.02	<0.02	<0.02
2,2',4,4',5,5'-Hexachlorobiphenyl (PCB153), µg/L	<0.02	<0.02	<0.02
2,3,3',4,4',5-Hexachlorobiphenyl (PCB156), µg/L	<0.02	<0.02	<0.02
2,3,3',4,4',5'-Hexachlorobiphenyl (PCB157), µg/L	<0.02	<0.02	<0.02
2,3',4,4',5,5'-Hexachlorobiphenyl (PCB167), µg/L	<0.02	<0.02	<0.02
3,3',4,4',5,5'-Hexachlorobiphenyl (PCB169), µg/L	<0.02	<0.02	<0.02
2,2',3,3',4,4',5-Heptachlorobiphenyl (PCB170), µg/L	<0.02	<0.02	<0.02
2,2',3,4,4',5,5'-Heptachlorobiphenyl (PCB180), µg/L	<0.02	<0.02	<0.02
2,2',3,4',5,5',6-Heptachlorobiphenyl (PCB187), µg/L	<0.02	<0.02	<0.02
2,3,3',4,4',5,5'-Heptachlorobiphenyl (PCB189), µg/L	<0.02	<0.02	<0.02

Remarks: 1) <= less than

TEST REPORT

Report No.:	36414D
Date of Issue:	2022-03-22
Date Received:	2022-03-11
Date Tested:	2022-03-11
Date Completed:	2022-03-22
Page:	32 of 49

Results:

Sample ID	W7-S R4	W7-M R4	W7-B R4
Sample No.	36414-91	36414-92	36414-93
2,4'-Dichlorobiphenyl (PCB8), µg/L	<0.02	<0.02	<0.02
2,2',5-Trichlorobiphenyl (PCB18), µg/L	<0.02	<0.02	<0.02
2,4,4'-Trichlorobiphenyl (PCB28), µg/L	<0.02	<0.02	<0.02
2,2',3,5'-Tetrachlorobiphenyl (PCB44), µg/L	<0.02	<0.02	<0.02
2,2',5,5'-Tetrachlorobiphenyl (PCB52), µg/L	<0.02	<0.02	<0.02
2,3',4,4'-Tetrachlorobiphenyl (PCB66), µg/L	<0.02	<0.02	<0.02
3,3',4,4'-Tetrachlorobiphenyl (PCB77), µg/L	<0.02	<0.02	<0.02
3,4,4',5-Tetrachlorobiphenyl (PCB81), µg/L	<0.02	<0.02	<0.02
2,2',4,5,5'-Pentachlorobiphenyl (PCB101), µg/L	<0.02	<0.02	<0.02
2,3,3',4,4'-Pentachlorobiphenyl (PCB105), µg/L	<0.02	<0.02	<0.02
2,3,4,4',5-Pentachlorobiphenyl (PCB114), µg/L	<0.02	<0.02	<0.02
2,3',4,4',5-Pentachlorobiphenyl (PCB118), µg/L	<0.02	<0.02	<0.02
2',3,4,4',5-Pentachlorobiphenyl (PCB123), µg/L	<0.02	<0.02	<0.02
3,3',4,4',5-Pentachlorobiphenyl (PCB126), µg/L	<0.02	<0.02	<0.02
2,2',3,3',4,4'-Hexachlorobiphenyl (PCB128), µg/L	<0.02	<0.02	<0.02
2,2',3,4,4',5'-Hexachlorobiphenyl (PCB138), µg/L	<0.02	<0.02	<0.02
2,2',4,4',5,5'-Hexachlorobiphenyl (PCB153), µg/L	<0.02	<0.02	<0.02
2,3,3',4,4',5-Hexachlorobiphenyl (PCB156), µg/L	<0.02	<0.02	<0.02
2,3,3',4,4',5'-Hexachlorobiphenyl (PCB157), µg/L	<0.02	<0.02	<0.02
2,3',4,4',5,5'-Hexachlorobiphenyl (PCB167), µg/L	<0.02	<0.02	<0.02
3,3',4,4',5,5'-Hexachlorobiphenyl (PCB169), µg/L	<0.02	<0.02	<0.02
2,2',3,3',4,4',5-Heptachlorobiphenyl (PCB170), µg/L	<0.02	<0.02	<0.02
2,2',3,4,4',5,5'-Heptachlorobiphenyl (PCB180), µg/L	<0.02	<0.02	<0.02
2,2',3,4',5,5',6-Heptachlorobiphenyl (PCB187), µg/L	<0.02	<0.02	<0.02
2,3,3',4,4',5,5'-Heptachlorobiphenyl (PCB189), µg/L	<0.02	<0.02	<0.02

Remarks: 1) <= less than

TEST REPORT

Report No.:	36414D
Date of Issue:	2022-03-22
Date Received:	2022-03-11
Date Tested:	2022-03-11
Date Completed:	2022-03-22
Page:	33 of 49

Results:

Sample ID	W8-S R4	W8-M R4	W8-B R4
Sample No.	36414-94	36414-95	36414-96
2,4'-Dichlorobiphenyl (PCB8), µg/L	<0.02	<0.02	<0.02
2,2',5-Trichlorobiphenyl (PCB18), µg/L	<0.02	<0.02	<0.02
2,4,4'-Trichlorobiphenyl (PCB28), µg/L	<0.02	<0.02	<0.02
2,2',3,5'-Tetrachlorobiphenyl (PCB44), µg/L	<0.02	<0.02	<0.02
2,2',5,5'-Tetrachlorobiphenyl (PCB52), µg/L	<0.02	<0.02	<0.02
2,3',4,4'-Tetrachlorobiphenyl (PCB66), µg/L	<0.02	<0.02	<0.02
3,3',4,4'-Tetrachlorobiphenyl (PCB77), µg/L	<0.02	<0.02	<0.02
3,4,4',5-Tetrachlorobiphenyl (PCB81), µg/L	<0.02	<0.02	<0.02
2,2',4,5,5'-Pentachlorobiphenyl (PCB101), µg/L	<0.02	<0.02	<0.02
2,3,3',4,4'-Pentachlorobiphenyl (PCB105), µg/L	<0.02	<0.02	<0.02
2,3,4,4',5-Pentachlorobiphenyl (PCB114), µg/L	<0.02	<0.02	<0.02
2,3',4,4',5-Pentachlorobiphenyl (PCB118), µg/L	<0.02	<0.02	<0.02
2',3,4,4',5-Pentachlorobiphenyl (PCB123), µg/L	<0.02	<0.02	<0.02
3,3',4,4',5-Pentachlorobiphenyl (PCB126), µg/L	<0.02	<0.02	<0.02
2,2',3,3',4,4'-Hexachlorobiphenyl (PCB128), µg/L	<0.02	<0.02	<0.02
2,2',3,4,4',5'-Hexachlorobiphenyl (PCB138), µg/L	<0.02	<0.02	<0.02
2,2',4,4',5,5'-Hexachlorobiphenyl (PCB153), µg/L	<0.02	<0.02	<0.02
2,3,3',4,4',5-Hexachlorobiphenyl (PCB156), µg/L	<0.02	<0.02	<0.02
2,3,3',4,4',5'-Hexachlorobiphenyl (PCB157), µg/L	<0.02	<0.02	<0.02
2,3',4,4',5,5'-Hexachlorobiphenyl (PCB167), µg/L	<0.02	<0.02	<0.02
3,3',4,4',5,5'-Hexachlorobiphenyl (PCB169), µg/L	<0.02	<0.02	<0.02
2,2',3,3',4,4',5-Heptachlorobiphenyl (PCB170), µg/L	<0.02	<0.02	<0.02
2,2',3,4,4',5,5'-Heptachlorobiphenyl (PCB180), µg/L	<0.02	<0.02	<0.02
2,2',3,4',5,5',6-Heptachlorobiphenyl (PCB187), µg/L	<0.02	<0.02	<0.02
2,3,3',4,4',5,5'-Heptachlorobiphenyl (PCB189), µg/L	<0.02	<0.02	<0.02

Remarks: 1) <= less than

TEST REPORT

Report No.:	36414D
Date of Issue:	2022-03-22
Date Received:	2022-03-11
Date Tested:	2022-03-11
Date Completed:	2022-03-22
Page:	34 of 49

Results:

Sample ID	W1-S R5	W1-M R5	W1-B R5
Sample No.	36414-97	36414-98	36414-99
2,4'-Dichlorobiphenyl (PCB8), µg/L	<0.02	<0.02	<0.02
2,2',5-Trichlorobiphenyl (PCB18), µg/L	<0.02	<0.02	<0.02
2,4,4'-Trichlorobiphenyl (PCB28), µg/L	<0.02	<0.02	<0.02
2,2',3,5'-Tetrachlorobiphenyl (PCB44), µg/L	<0.02	<0.02	<0.02
2,2',5,5'-Tetrachlorobiphenyl (PCB52), µg/L	<0.02	<0.02	<0.02
2,3',4,4'-Tetrachlorobiphenyl (PCB66), µg/L	<0.02	<0.02	<0.02
3,3',4,4'-Tetrachlorobiphenyl (PCB77), µg/L	<0.02	<0.02	<0.02
3,4,4',5-Tetrachlorobiphenyl (PCB81), µg/L	<0.02	<0.02	<0.02
2,2',4,5,5'-Pentachlorobiphenyl (PCB101), µg/L	<0.02	<0.02	<0.02
2,3,3',4,4'-Pentachlorobiphenyl (PCB105), µg/L	<0.02	<0.02	<0.02
2,3,4,4',5-Pentachlorobiphenyl (PCB114), µg/L	<0.02	<0.02	<0.02
2,3',4,4',5-Pentachlorobiphenyl (PCB118), µg/L	<0.02	<0.02	<0.02
2',3,4,4',5-Pentachlorobiphenyl (PCB123), µg/L	<0.02	<0.02	<0.02
3,3',4,4',5-Pentachlorobiphenyl (PCB126), µg/L	<0.02	<0.02	<0.02
2,2',3,3',4,4'-Hexachlorobiphenyl (PCB128), µg/L	<0.02	<0.02	<0.02
2,2',3,4,4',5'-Hexachlorobiphenyl (PCB138), µg/L	<0.02	<0.02	<0.02
2,2',4,4',5,5'-Hexachlorobiphenyl (PCB153), µg/L	<0.02	<0.02	<0.02
2,3,3',4,4',5-Hexachlorobiphenyl (PCB156), µg/L	<0.02	<0.02	<0.02
2,3,3',4,4',5'-Hexachlorobiphenyl (PCB157), µg/L	<0.02	<0.02	<0.02
2,3',4,4',5,5'-Hexachlorobiphenyl (PCB167), µg/L	<0.02	<0.02	<0.02
3,3',4,4',5,5'-Hexachlorobiphenyl (PCB169), µg/L	<0.02	<0.02	<0.02
2,2',3,3',4,4',5-Heptachlorobiphenyl (PCB170), µg/L	<0.02	<0.02	<0.02
2,2',3,4,4',5,5'-Heptachlorobiphenyl (PCB180), µg/L	<0.02	<0.02	<0.02
2,2',3,4',5,5',6-Heptachlorobiphenyl (PCB187), µg/L	<0.02	<0.02	<0.02
2,3,3',4,4',5,5'-Heptachlorobiphenyl (PCB189), µg/L	<0.02	<0.02	<0.02

Remarks: 1) <= less than

TEST REPORT

Report No.:	36414D
Date of Issue:	2022-03-22
Date Received:	2022-03-11
Date Tested:	2022-03-11
Date Completed:	2022-03-22
Page:	35 of 49

Results:

Sample ID	W2-S R5	W2-M R5	W2-B R5
Sample No.	36414-100	36414-101	36414-102
2,4'-Dichlorobiphenyl (PCB8), µg/L	<0.02	<0.02	<0.02
2,2',5-Trichlorobiphenyl (PCB18), µg/L	<0.02	<0.02	<0.02
2,4,4'-Trichlorobiphenyl (PCB28), µg/L	<0.02	<0.02	<0.02
2,2',3,5'-Tetrachlorobiphenyl (PCB44), µg/L	<0.02	<0.02	<0.02
2,2',5,5'-Tetrachlorobiphenyl (PCB52), µg/L	<0.02	<0.02	<0.02
2,3',4,4'-Tetrachlorobiphenyl (PCB66), µg/L	<0.02	<0.02	<0.02
3,3',4,4'-Tetrachlorobiphenyl (PCB77), µg/L	<0.02	<0.02	<0.02
3,4,4',5-Tetrachlorobiphenyl (PCB81), µg/L	<0.02	<0.02	<0.02
2,2',4,5,5'-Pentachlorobiphenyl (PCB101), µg/L	<0.02	<0.02	<0.02
2,3,3',4,4'-Pentachlorobiphenyl (PCB105), µg/L	<0.02	<0.02	<0.02
2,3,4,4',5-Pentachlorobiphenyl (PCB114), µg/L	<0.02	<0.02	<0.02
2,3',4,4',5-Pentachlorobiphenyl (PCB118), µg/L	<0.02	<0.02	<0.02
2',3,4,4',5-Pentachlorobiphenyl (PCB123), µg/L	<0.02	<0.02	<0.02
3,3',4,4',5-Pentachlorobiphenyl (PCB126), µg/L	<0.02	<0.02	<0.02
2,2',3,3',4,4'-Hexachlorobiphenyl (PCB128), µg/L	<0.02	<0.02	<0.02
2,2',3,4,4',5'-Hexachlorobiphenyl (PCB138), µg/L	<0.02	<0.02	<0.02
2,2',4,4',5,5'-Hexachlorobiphenyl (PCB153), µg/L	<0.02	<0.02	<0.02
2,3,3',4,4',5-Hexachlorobiphenyl (PCB156), µg/L	<0.02	<0.02	<0.02
2,3,3',4,4',5'-Hexachlorobiphenyl (PCB157), µg/L	<0.02	<0.02	<0.02
2,3',4,4',5,5'-Hexachlorobiphenyl (PCB167), µg/L	<0.02	<0.02	<0.02
3,3',4,4',5,5'-Hexachlorobiphenyl (PCB169), µg/L	<0.02	<0.02	<0.02
2,2',3,3',4,4',5-Heptachlorobiphenyl (PCB170), µg/L	<0.02	<0.02	<0.02
2,2',3,4,4',5,5'-Heptachlorobiphenyl (PCB180), µg/L	<0.02	<0.02	<0.02
2,2',3,4',5,5',6-Heptachlorobiphenyl (PCB187), µg/L	<0.02	<0.02	<0.02
2,3,3',4,4',5,5'-Heptachlorobiphenyl (PCB189), µg/L	<0.02	<0.02	<0.02

Remarks: 1) <= less than

TEST REPORT

Report No.:	36414D
Date of Issue:	2022-03-22
Date Received:	2022-03-11
Date Tested:	2022-03-11
Date Completed:	2022-03-22
Page:	36 of 49

Results:

Sample ID	W3-S R5	W3-M R5	W3-B R5
Sample No.	36414-103	36414-104	36414-105
2,4'-Dichlorobiphenyl (PCB8), µg/L	<0.02	<0.02	<0.02
2,2',5-Trichlorobiphenyl (PCB18), µg/L	<0.02	<0.02	<0.02
2,4,4'-Trichlorobiphenyl (PCB28), µg/L	<0.02	<0.02	<0.02
2,2',3,5'-Tetrachlorobiphenyl (PCB44), µg/L	<0.02	<0.02	<0.02
2,2',5,5'-Tetrachlorobiphenyl (PCB52), µg/L	<0.02	<0.02	<0.02
2,3',4,4'-Tetrachlorobiphenyl (PCB66), µg/L	<0.02	<0.02	<0.02
3,3',4,4'-Tetrachlorobiphenyl (PCB77), µg/L	<0.02	<0.02	<0.02
3,4,4',5-Tetrachlorobiphenyl (PCB81), µg/L	<0.02	<0.02	<0.02
2,2',4,5,5'-Pentachlorobiphenyl (PCB101), µg/L	<0.02	<0.02	<0.02
2,3,3',4,4'-Pentachlorobiphenyl (PCB105), µg/L	<0.02	<0.02	<0.02
2,3,4,4',5-Pentachlorobiphenyl (PCB114), µg/L	<0.02	<0.02	<0.02
2,3',4,4',5-Pentachlorobiphenyl (PCB118), µg/L	<0.02	<0.02	<0.02
2',3,4,4',5-Pentachlorobiphenyl (PCB123), µg/L	<0.02	<0.02	<0.02
3,3',4,4',5-Pentachlorobiphenyl (PCB126), µg/L	<0.02	<0.02	<0.02
2,2',3,3',4,4'-Hexachlorobiphenyl (PCB128), µg/L	<0.02	<0.02	<0.02
2,2',3,4,4',5'-Hexachlorobiphenyl (PCB138), µg/L	<0.02	<0.02	<0.02
2,2',4,4',5,5'-Hexachlorobiphenyl (PCB153), µg/L	<0.02	<0.02	<0.02
2,3,3',4,4',5-Hexachlorobiphenyl (PCB156), µg/L	<0.02	<0.02	<0.02
2,3,3',4,4',5'-Hexachlorobiphenyl (PCB157), µg/L	<0.02	<0.02	<0.02
2,3',4,4',5,5'-Hexachlorobiphenyl (PCB167), µg/L	<0.02	<0.02	<0.02
3,3',4,4',5,5'-Hexachlorobiphenyl (PCB169), µg/L	<0.02	<0.02	<0.02
2,2',3,3',4,4',5-Heptachlorobiphenyl (PCB170), µg/L	<0.02	<0.02	<0.02
2,2',3,4,4',5,5'-Heptachlorobiphenyl (PCB180), µg/L	<0.02	<0.02	<0.02
2,2',3,4',5,5',6-Heptachlorobiphenyl (PCB187), µg/L	<0.02	<0.02	<0.02
2,3,3',4,4',5,5'-Heptachlorobiphenyl (PCB189), µg/L	<0.02	<0.02	<0.02

Remarks: 1) <= less than

TEST REPORT

Report No.:	36414D
Date of Issue:	2022-03-22
Date Received:	2022-03-11
Date Tested:	2022-03-11
Date Completed:	2022-03-22
Page:	37 of 49

Results:

Sample ID	W4-S R5	W4-M R5	W4-B R5
Sample No.	36414-106	36414-107	36414-108
2,4'-Dichlorobiphenyl (PCB8), µg/L	<0.02	<0.02	<0.02
2,2',5-Trichlorobiphenyl (PCB18), µg/L	<0.02	<0.02	<0.02
2,4,4'-Trichlorobiphenyl (PCB28), µg/L	<0.02	<0.02	<0.02
2,2',3,5'-Tetrachlorobiphenyl (PCB44), µg/L	<0.02	<0.02	<0.02
2,2',5,5'-Tetrachlorobiphenyl (PCB52), µg/L	<0.02	<0.02	<0.02
2,3',4,4'-Tetrachlorobiphenyl (PCB66), µg/L	<0.02	<0.02	<0.02
3,3',4,4'-Tetrachlorobiphenyl (PCB77), µg/L	<0.02	<0.02	<0.02
3,4,4',5-Tetrachlorobiphenyl (PCB81), µg/L	<0.02	<0.02	<0.02
2,2',4,5,5'-Pentachlorobiphenyl (PCB101), µg/L	<0.02	<0.02	<0.02
2,3,3',4,4'-Pentachlorobiphenyl (PCB105), µg/L	<0.02	<0.02	<0.02
2,3,4,4',5-Pentachlorobiphenyl (PCB114), µg/L	<0.02	<0.02	<0.02
2,3',4,4',5-Pentachlorobiphenyl (PCB118), µg/L	<0.02	<0.02	<0.02
2',3,4,4',5-Pentachlorobiphenyl (PCB123), µg/L	<0.02	<0.02	<0.02
3,3',4,4',5-Pentachlorobiphenyl (PCB126), µg/L	<0.02	<0.02	<0.02
2,2',3,3',4,4'-Hexachlorobiphenyl (PCB128), µg/L	<0.02	<0.02	<0.02
2,2',3,4,4',5'-Hexachlorobiphenyl (PCB138), µg/L	<0.02	<0.02	<0.02
2,2',4,4',5,5'-Hexachlorobiphenyl (PCB153), µg/L	<0.02	<0.02	<0.02
2,3,3',4,4',5-Hexachlorobiphenyl (PCB156), µg/L	<0.02	<0.02	<0.02
2,3,3',4,4',5'-Hexachlorobiphenyl (PCB157), µg/L	<0.02	<0.02	<0.02
2,3',4,4',5,5'-Hexachlorobiphenyl (PCB167), µg/L	<0.02	<0.02	<0.02
3,3',4,4',5,5'-Hexachlorobiphenyl (PCB169), µg/L	<0.02	<0.02	<0.02
2,2',3,3',4,4',5-Heptachlorobiphenyl (PCB170), µg/L	<0.02	<0.02	<0.02
2,2',3,4,4',5,5'-Heptachlorobiphenyl (PCB180), µg/L	<0.02	<0.02	<0.02
2,2',3,4',5,5',6-Heptachlorobiphenyl (PCB187), µg/L	<0.02	<0.02	<0.02
2,3,3',4,4',5,5'-Heptachlorobiphenyl (PCB189), µg/L	<0.02	<0.02	<0.02

Remarks: 1) <= less than

TEST REPORT

Report No.:	36414D
Date of Issue:	2022-03-22
Date Received:	2022-03-11
Date Tested:	2022-03-11
Date Completed:	2022-03-22
Page:	38 of 49

Results:

Sample ID	W5-S R5	W5-M R5	W5-B R5
Sample No.	36414-109	36414-110	36414-111
2,4'-Dichlorobiphenyl (PCB8), µg/L	<0.02	<0.02	<0.02
2,2',5-Trichlorobiphenyl (PCB18), µg/L	<0.02	<0.02	<0.02
2,4,4'-Trichlorobiphenyl (PCB28), µg/L	<0.02	<0.02	<0.02
2,2',3,5'-Tetrachlorobiphenyl (PCB44), µg/L	<0.02	<0.02	<0.02
2,2',5,5'-Tetrachlorobiphenyl (PCB52), µg/L	<0.02	<0.02	<0.02
2,3',4,4'-Tetrachlorobiphenyl (PCB66), µg/L	<0.02	<0.02	<0.02
3,3',4,4'-Tetrachlorobiphenyl (PCB77), µg/L	<0.02	<0.02	<0.02
3,4,4',5-Tetrachlorobiphenyl (PCB81), µg/L	<0.02	<0.02	<0.02
2,2',4,5,5'-Pentachlorobiphenyl (PCB101), µg/L	<0.02	<0.02	<0.02
2,3,3',4,4'-Pentachlorobiphenyl (PCB105), µg/L	<0.02	<0.02	<0.02
2,3,4,4',5-Pentachlorobiphenyl (PCB114), µg/L	<0.02	<0.02	<0.02
2,3',4,4',5-Pentachlorobiphenyl (PCB118), µg/L	<0.02	<0.02	<0.02
2',3,4,4',5-Pentachlorobiphenyl (PCB123), µg/L	<0.02	<0.02	<0.02
3,3',4,4',5-Pentachlorobiphenyl (PCB126), µg/L	<0.02	<0.02	<0.02
2,2',3,3',4,4'-Hexachlorobiphenyl (PCB128), µg/L	<0.02	<0.02	<0.02
2,2',3,4,4',5'-Hexachlorobiphenyl (PCB138), µg/L	<0.02	<0.02	<0.02
2,2',4,4',5,5'-Hexachlorobiphenyl (PCB153), µg/L	<0.02	<0.02	<0.02
2,3,3',4,4',5-Hexachlorobiphenyl (PCB156), µg/L	<0.02	<0.02	<0.02
2,3,3',4,4',5'-Hexachlorobiphenyl (PCB157), µg/L	<0.02	<0.02	<0.02
2,3',4,4',5,5'-Hexachlorobiphenyl (PCB167), µg/L	<0.02	<0.02	<0.02
3,3',4,4',5,5'-Hexachlorobiphenyl (PCB169), µg/L	<0.02	<0.02	<0.02
2,2',3,3',4,4',5-Heptachlorobiphenyl (PCB170), µg/L	<0.02	<0.02	<0.02
2,2',3,4,4',5,5'-Heptachlorobiphenyl (PCB180), µg/L	<0.02	<0.02	<0.02
2,2',3,4',5,5',6-Heptachlorobiphenyl (PCB187), µg/L	<0.02	<0.02	<0.02
2,3,3',4,4',5,5'-Heptachlorobiphenyl (PCB189), µg/L	<0.02	<0.02	<0.02

Remarks: 1) <= less than

TEST REPORT

Report No.: 36414D
Date of Issue: 2022-03-22
Date Received: 2022-03-11
Date Tested: 2022-03-11
Date Completed: 2022-03-22

Page: 39 of 49

Results:

Sample ID	W6-S R5	W6-M R5	W6-B R5
Sample No.	36414-112	36414-113	36414-114
2,4'-Dichlorobiphenyl (PCB8), µg/L	<0.02	<0.02	<0.02
2,2',5-Trichlorobiphenyl (PCB18), µg/L	<0.02	<0.02	<0.02
2,4,4'-Trichlorobiphenyl (PCB28), µg/L	<0.02	<0.02	<0.02
2,2',3,5'-Tetrachlorobiphenyl (PCB44), µg/L	<0.02	<0.02	<0.02
2,2',5,5'-Tetrachlorobiphenyl (PCB52), µg/L	<0.02	<0.02	<0.02
2,3',4,4'-Tetrachlorobiphenyl (PCB66), µg/L	<0.02	<0.02	<0.02
3,3',4,4'-Tetrachlorobiphenyl (PCB77), µg/L	<0.02	<0.02	<0.02
3,4,4',5-Tetrachlorobiphenyl (PCB81), µg/L	<0.02	<0.02	<0.02
2,2',4,5,5'-Pentachlorobiphenyl (PCB101), µg/L	<0.02	<0.02	<0.02
2,3,3',4,4'-Pentachlorobiphenyl (PCB105), µg/L	<0.02	<0.02	<0.02
2,3,4,4',5-Pentachlorobiphenyl (PCB114), µg/L	<0.02	<0.02	<0.02
2,3',4,4',5-Pentachlorobiphenyl (PCB118), µg/L	<0.02	<0.02	<0.02
2',3,4,4',5-Pentachlorobiphenyl (PCB123), µg/L	<0.02	<0.02	<0.02
3,3',4,4',5-Pentachlorobiphenyl (PCB126), µg/L	<0.02	<0.02	<0.02
2,2',3,3',4,4'-Hexachlorobiphenyl (PCB128), µg/L	<0.02	<0.02	<0.02
2,2',3,4,4',5'-Hexachlorobiphenyl (PCB138), µg/L	<0.02	<0.02	<0.02
2,2',4,4',5,5'-Hexachlorobiphenyl (PCB153), µg/L	<0.02	<0.02	<0.02
2,3,3',4,4',5-Hexachlorobiphenyl (PCB156), µg/L	<0.02	<0.02	<0.02
2,3,3',4,4',5'-Hexachlorobiphenyl (PCB157), µg/L	<0.02	<0.02	<0.02
2,3',4,4',5,5'-Hexachlorobiphenyl (PCB167), µg/L	<0.02	<0.02	<0.02
3,3',4,4',5,5'-Hexachlorobiphenyl (PCB169), µg/L	<0.02	<0.02	<0.02
2,2',3,3',4,4',5-Heptachlorobiphenyl (PCB170), µg/L	<0.02	<0.02	<0.02
2,2',3,4,4',5,5'-Heptachlorobiphenyl (PCB180), µg/L	<0.02	<0.02	<0.02
2,2',3,4',5,5',6-Heptachlorobiphenyl (PCB187), µg/L	<0.02	<0.02	<0.02
2,3,3',4,4',5,5'-Heptachlorobiphenyl (PCB189), µg/L	<0.02	<0.02	<0.02

Remarks: 1) < = less than

TEST REPORT

Report No.: 36414D
Date of Issue: 2022-03-22
Date Received: 2022-03-11
Date Tested: 2022-03-11
Date Completed: 2022-03-22

Page: 40 of 49

Results:

Sample ID	W7-S R5	W7-M R5	W7-B R5
Sample No.	36414-115	36414-116	36414-117
2,4'-Dichlorobiphenyl (PCB8), µg/L	<0.02	<0.02	<0.02
2,2',5-Trichlorobiphenyl (PCB18), µg/L	<0.02	<0.02	<0.02
2,4,4'-Trichlorobiphenyl (PCB28), µg/L	<0.02	<0.02	<0.02
2,2',3,5'-Tetrachlorobiphenyl (PCB44), µg/L	<0.02	<0.02	<0.02
2,2',5,5'-Tetrachlorobiphenyl (PCB52), µg/L	<0.02	<0.02	<0.02
2,3',4,4'-Tetrachlorobiphenyl (PCB66), µg/L	<0.02	<0.02	<0.02
3,3',4,4'-Tetrachlorobiphenyl (PCB77), µg/L	<0.02	<0.02	<0.02
3,4,4',5-Tetrachlorobiphenyl (PCB81), µg/L	<0.02	<0.02	<0.02
2,2',4,5,5'-Pentachlorobiphenyl (PCB101), µg/L	<0.02	<0.02	<0.02
2,3,3',4,4'-Pentachlorobiphenyl (PCB105), µg/L	<0.02	<0.02	<0.02
2,3,4,4',5-Pentachlorobiphenyl (PCB114), µg/L	<0.02	<0.02	<0.02
2,3',4,4',5-Pentachlorobiphenyl (PCB118), µg/L	<0.02	<0.02	<0.02
2',3,4,4',5-Pentachlorobiphenyl (PCB123), µg/L	<0.02	<0.02	<0.02
3,3',4,4',5-Pentachlorobiphenyl (PCB126), µg/L	<0.02	<0.02	<0.02
2,2',3,3',4,4'-Hexachlorobiphenyl (PCB128), µg/L	<0.02	<0.02	<0.02
2,2',3,4,4',5'-Hexachlorobiphenyl (PCB138), µg/L	<0.02	<0.02	<0.02
2,2',4,4',5,5'-Hexachlorobiphenyl (PCB153), µg/L	<0.02	<0.02	<0.02
2,3,3',4,4',5-Hexachlorobiphenyl (PCB156), µg/L	<0.02	<0.02	<0.02
2,3,3',4,4',5'-Hexachlorobiphenyl (PCB157), µg/L	<0.02	<0.02	<0.02
2,3',4,4',5,5'-Hexachlorobiphenyl (PCB167), µg/L	<0.02	<0.02	<0.02
3,3',4,4',5,5'-Hexachlorobiphenyl (PCB169), µg/L	<0.02	<0.02	<0.02
2,2',3,3',4,4',5-Heptachlorobiphenyl (PCB170), µg/L	<0.02	<0.02	<0.02
2,2',3,4,4',5,5'-Heptachlorobiphenyl (PCB180), µg/L	<0.02	<0.02	<0.02
2,2',3,4',5,5',6-Heptachlorobiphenyl (PCB187), µg/L	<0.02	<0.02	<0.02
2,3,3',4,4',5,5'-Heptachlorobiphenyl (PCB189), µg/L	<0.02	<0.02	<0.02

Remarks: 1) < = less than

TEST REPORT

Report No.:	36414D
Date of Issue:	2022-03-22
Date Received:	2022-03-11
Date Tested:	2022-03-11
Date Completed:	2022-03-22
Page:	41 of 49

Results:

Sample ID	W8-S R5	W8-M R5	W8-B R5
Sample No.	36414-118	36414-119	36414-120
2,4'-Dichlorobiphenyl (PCB8), µg/L	<0.02	<0.02	<0.02
2,2',5-Trichlorobiphenyl (PCB18), µg/L	<0.02	<0.02	<0.02
2,4,4'-Trichlorobiphenyl (PCB28), µg/L	<0.02	<0.02	<0.02
2,2',3,5'-Tetrachlorobiphenyl (PCB44), µg/L	<0.02	<0.02	<0.02
2,2',5,5'-Tetrachlorobiphenyl (PCB52), µg/L	<0.02	<0.02	<0.02
2,3',4,4'-Tetrachlorobiphenyl (PCB66), µg/L	<0.02	<0.02	<0.02
3,3',4,4'-Tetrachlorobiphenyl (PCB77), µg/L	<0.02	<0.02	<0.02
3,4,4',5-Tetrachlorobiphenyl (PCB81), µg/L	<0.02	<0.02	<0.02
2,2',4,5,5'-Pentachlorobiphenyl (PCB101), µg/L	<0.02	<0.02	<0.02
2,3,3',4,4'-Pentachlorobiphenyl (PCB105), µg/L	<0.02	<0.02	<0.02
2,3,4,4',5-Pentachlorobiphenyl (PCB114), µg/L	<0.02	<0.02	<0.02
2,3',4,4',5-Pentachlorobiphenyl (PCB118), µg/L	<0.02	<0.02	<0.02
2',3,4,4',5-Pentachlorobiphenyl (PCB123), µg/L	<0.02	<0.02	<0.02
3,3',4,4',5-Pentachlorobiphenyl (PCB126), µg/L	<0.02	<0.02	<0.02
2,2',3,3',4,4'-Hexachlorobiphenyl (PCB128), µg/L	<0.02	<0.02	<0.02
2,2',3,4,4',5'-Hexachlorobiphenyl (PCB138), µg/L	<0.02	<0.02	<0.02
2,2',4,4',5,5'-Hexachlorobiphenyl (PCB153), µg/L	<0.02	<0.02	<0.02
2,3,3',4,4',5-Hexachlorobiphenyl (PCB156), µg/L	<0.02	<0.02	<0.02
2,3,3',4,4',5'-Hexachlorobiphenyl (PCB157), µg/L	<0.02	<0.02	<0.02
2,3',4,4',5,5'-Hexachlorobiphenyl (PCB167), µg/L	<0.02	<0.02	<0.02
3,3',4,4',5,5'-Hexachlorobiphenyl (PCB169), µg/L	<0.02	<0.02	<0.02
2,2',3,3',4,4',5-Heptachlorobiphenyl (PCB170), µg/L	<0.02	<0.02	<0.02
2,2',3,4,4',5,5'-Heptachlorobiphenyl (PCB180), µg/L	<0.02	<0.02	<0.02
2,2',3,4',5,5',6-Heptachlorobiphenyl (PCB187), µg/L	<0.02	<0.02	<0.02
2,3,3',4,4',5,5'-Heptachlorobiphenyl (PCB189), µg/L	<0.02	<0.02	<0.02

Remarks: 1) <= less than

TEST REPORT

Report No.:	36414D
Date of Issue:	2022-03-22
Date Received:	2022-03-11
Date Tested:	2022-03-11
Date Completed:	2022-03-22
Page:	42 of 49

Results:

Sample ID	W1-S R6	W1-M R6	W1-B R6
Sample No.	36414-121	36414-122	36414-123
2,4'-Dichlorobiphenyl (PCB8), µg/L	<0.02	<0.02	<0.02
2,2',5-Trichlorobiphenyl (PCB18), µg/L	<0.02	<0.02	<0.02
2,4,4'-Trichlorobiphenyl (PCB28), µg/L	<0.02	<0.02	<0.02
2,2',3,5'-Tetrachlorobiphenyl (PCB44), µg/L	<0.02	<0.02	<0.02
2,2',5,5'-Tetrachlorobiphenyl (PCB52), µg/L	<0.02	<0.02	<0.02
2,3',4,4'-Tetrachlorobiphenyl (PCB66), µg/L	<0.02	<0.02	<0.02
3,3',4,4'-Tetrachlorobiphenyl (PCB77), µg/L	<0.02	<0.02	<0.02
3,4,4',5-Tetrachlorobiphenyl (PCB81), µg/L	<0.02	<0.02	<0.02
2,2',4,5,5'-Pentachlorobiphenyl (PCB101), µg/L	<0.02	<0.02	<0.02
2,3,3',4,4'-Pentachlorobiphenyl (PCB105), µg/L	<0.02	<0.02	<0.02
2,3,4,4',5-Pentachlorobiphenyl (PCB114), µg/L	<0.02	<0.02	<0.02
2,3',4,4',5-Pentachlorobiphenyl (PCB118), µg/L	<0.02	<0.02	<0.02
2',3,4,4',5-Pentachlorobiphenyl (PCB123), µg/L	<0.02	<0.02	<0.02
3,3',4,4',5-Pentachlorobiphenyl (PCB126), µg/L	<0.02	<0.02	<0.02
2,2',3,3',4,4'-Hexachlorobiphenyl (PCB128), µg/L	<0.02	<0.02	<0.02
2,2',3,4,4',5'-Hexachlorobiphenyl (PCB138), µg/L	<0.02	<0.02	<0.02
2,2',4,4',5,5'-Hexachlorobiphenyl (PCB153), µg/L	<0.02	<0.02	<0.02
2,3,3',4,4',5-Hexachlorobiphenyl (PCB156), µg/L	<0.02	<0.02	<0.02
2,3,3',4,4',5'-Hexachlorobiphenyl (PCB157), µg/L	<0.02	<0.02	<0.02
2,3',4,4',5,5'-Hexachlorobiphenyl (PCB167), µg/L	<0.02	<0.02	<0.02
3,3',4,4',5,5'-Hexachlorobiphenyl (PCB169), µg/L	<0.02	<0.02	<0.02
2,2',3,3',4,4',5-Heptachlorobiphenyl (PCB170), µg/L	<0.02	<0.02	<0.02
2,2',3,4,4',5,5'-Heptachlorobiphenyl (PCB180), µg/L	<0.02	<0.02	<0.02
2,2',3,4',5,5',6-Heptachlorobiphenyl (PCB187), µg/L	<0.02	<0.02	<0.02
2,3,3',4,4',5,5'-Heptachlorobiphenyl (PCB189), µg/L	<0.02	<0.02	<0.02

Remarks: 1) <= less than

TEST REPORT

Report No.: 36414D
Date of Issue: 2022-03-22
Date Received: 2022-03-11
Date Tested: 2022-03-11
Date Completed: 2022-03-22

Page: 43 of 49

Results:

Sample ID	W2-S R6	W2-M R6	W2-B R6
Sample No.	36414-124	36414-125	36414-126
2,4'-Dichlorobiphenyl (PCB8), µg/L	<0.02	<0.02	<0.02
2,2',5-Trichlorobiphenyl (PCB18), µg/L	<0.02	<0.02	<0.02
2,4,4'-Trichlorobiphenyl (PCB28), µg/L	<0.02	<0.02	<0.02
2,2',3,5'-Tetrachlorobiphenyl (PCB44), µg/L	<0.02	<0.02	<0.02
2,2',5,5'-Tetrachlorobiphenyl (PCB52), µg/L	<0.02	<0.02	<0.02
2,3',4,4'-Tetrachlorobiphenyl (PCB66), µg/L	<0.02	<0.02	<0.02
3,3',4,4'-Tetrachlorobiphenyl (PCB77), µg/L	<0.02	<0.02	<0.02
3,4,4',5-Tetrachlorobiphenyl (PCB81), µg/L	<0.02	<0.02	<0.02
2,2',4,5,5'-Pentachlorobiphenyl (PCB101), µg/L	<0.02	<0.02	<0.02
2,3,3',4,4'-Pentachlorobiphenyl (PCB105), µg/L	<0.02	<0.02	<0.02
2,3,4,4',5-Pentachlorobiphenyl (PCB114), µg/L	<0.02	<0.02	<0.02
2,3',4,4',5-Pentachlorobiphenyl (PCB118), µg/L	<0.02	<0.02	<0.02
2',3,4,4',5-Pentachlorobiphenyl (PCB123), µg/L	<0.02	<0.02	<0.02
3,3',4,4',5-Pentachlorobiphenyl (PCB126), µg/L	<0.02	<0.02	<0.02
2,2',3,3',4,4'-Hexachlorobiphenyl (PCB128), µg/L	<0.02	<0.02	<0.02
2,2',3,4,4',5'-Hexachlorobiphenyl (PCB138), µg/L	<0.02	<0.02	<0.02
2,2',4,4',5,5'-Hexachlorobiphenyl (PCB153), µg/L	<0.02	<0.02	<0.02
2,3,3',4,4',5-Hexachlorobiphenyl (PCB156), µg/L	<0.02	<0.02	<0.02
2,3,3',4,4',5'-Hexachlorobiphenyl (PCB157), µg/L	<0.02	<0.02	<0.02
2,3',4,4',5,5'-Hexachlorobiphenyl (PCB167), µg/L	<0.02	<0.02	<0.02
3,3',4,4',5,5'-Hexachlorobiphenyl (PCB169), µg/L	<0.02	<0.02	<0.02
2,2',3,3',4,4',5-Heptachlorobiphenyl (PCB170), µg/L	<0.02	<0.02	<0.02
2,2',3,4,4',5,5'-Heptachlorobiphenyl (PCB180), µg/L	<0.02	<0.02	<0.02
2,2',3,4',5,5',6-Heptachlorobiphenyl (PCB187), µg/L	<0.02	<0.02	<0.02
2,3,3',4,4',5,5'-Heptachlorobiphenyl (PCB189), µg/L	<0.02	<0.02	<0.02

Remarks: 1) < = less than

TEST REPORT

Report No.: 36414D
Date of Issue: 2022-03-22
Date Received: 2022-03-11
Date Tested: 2022-03-11
Date Completed: 2022-03-22

Page: 44 of 49

Results:

Sample ID	W3-S R6	W3-M R6	W3-B R6
Sample No.	36414-127	36414-128	36414-129
2,4'-Dichlorobiphenyl (PCB8), µg/L	<0.02	<0.02	<0.02
2,2',5-Trichlorobiphenyl (PCB18), µg/L	<0.02	<0.02	<0.02
2,4,4'-Trichlorobiphenyl (PCB28), µg/L	<0.02	<0.02	<0.02
2,2',3,5'-Tetrachlorobiphenyl (PCB44), µg/L	<0.02	<0.02	<0.02
2,2',5,5'-Tetrachlorobiphenyl (PCB52), µg/L	<0.02	<0.02	<0.02
2,3',4,4'-Tetrachlorobiphenyl (PCB66), µg/L	<0.02	<0.02	<0.02
3,3',4,4'-Tetrachlorobiphenyl (PCB77), µg/L	<0.02	<0.02	<0.02
3,4,4',5-Tetrachlorobiphenyl (PCB81), µg/L	<0.02	<0.02	<0.02
2,2',4,5,5'-Pentachlorobiphenyl (PCB101), µg/L	<0.02	<0.02	<0.02
2,3,3',4,4'-Pentachlorobiphenyl (PCB105), µg/L	<0.02	<0.02	<0.02
2,3,4,4',5-Pentachlorobiphenyl (PCB114), µg/L	<0.02	<0.02	<0.02
2,3',4,4',5-Pentachlorobiphenyl (PCB118), µg/L	<0.02	<0.02	<0.02
2',3,4,4',5-Pentachlorobiphenyl (PCB123), µg/L	<0.02	<0.02	<0.02
3,3',4,4',5-Pentachlorobiphenyl (PCB126), µg/L	<0.02	<0.02	<0.02
2,2',3,3',4,4'-Hexachlorobiphenyl (PCB128), µg/L	<0.02	<0.02	<0.02
2,2',3,4,4',5'-Hexachlorobiphenyl (PCB138), µg/L	<0.02	<0.02	<0.02
2,2',4,4',5,5'-Hexachlorobiphenyl (PCB153), µg/L	<0.02	<0.02	<0.02
2,3,3',4,4',5-Hexachlorobiphenyl (PCB156), µg/L	<0.02	<0.02	<0.02
2,3,3',4,4',5'-Hexachlorobiphenyl (PCB157), µg/L	<0.02	<0.02	<0.02
2,3',4,4',5,5'-Hexachlorobiphenyl (PCB167), µg/L	<0.02	<0.02	<0.02
3,3',4,4',5,5'-Hexachlorobiphenyl (PCB169), µg/L	<0.02	<0.02	<0.02
2,2',3,3',4,4',5-Heptachlorobiphenyl (PCB170), µg/L	<0.02	<0.02	<0.02
2,2',3,4,4',5,5'-Heptachlorobiphenyl (PCB180), µg/L	<0.02	<0.02	<0.02
2,2',3,4',5,5',6-Heptachlorobiphenyl (PCB187), µg/L	<0.02	<0.02	<0.02
2,3,3',4,4',5,5'-Heptachlorobiphenyl (PCB189), µg/L	<0.02	<0.02	<0.02

Remarks: 1) < = less than

TEST REPORT

Report No.: 36414D
Date of Issue: 2022-03-22
Date Received: 2022-03-11
Date Tested: 2022-03-11
Date Completed: 2022-03-22

Page: 45 of 49

Results:

Sample ID	W4-S R6	W4-M R6	W4-B R6
Sample No.	36414-130	36414-131	36414-132
2,4'-Dichlorobiphenyl (PCB8), µg/L	<0.02	<0.02	<0.02
2,2',5-Trichlorobiphenyl (PCB18), µg/L	<0.02	<0.02	<0.02
2,4,4'-Trichlorobiphenyl (PCB28), µg/L	<0.02	<0.02	<0.02
2,2',3,5'-Tetrachlorobiphenyl (PCB44), µg/L	<0.02	<0.02	<0.02
2,2',5,5'-Tetrachlorobiphenyl (PCB52), µg/L	<0.02	<0.02	<0.02
2,3',4,4'-Tetrachlorobiphenyl (PCB66), µg/L	<0.02	<0.02	<0.02
3,3',4,4'-Tetrachlorobiphenyl (PCB77), µg/L	<0.02	<0.02	<0.02
3,4,4',5-Tetrachlorobiphenyl (PCB81), µg/L	<0.02	<0.02	<0.02
2,2',4,5,5'-Pentachlorobiphenyl (PCB101), µg/L	<0.02	<0.02	<0.02
2,3,3',4,4'-Pentachlorobiphenyl (PCB105), µg/L	<0.02	<0.02	<0.02
2,3,4,4',5-Pentachlorobiphenyl (PCB114), µg/L	<0.02	<0.02	<0.02
2,3',4,4',5-Pentachlorobiphenyl (PCB118), µg/L	<0.02	<0.02	<0.02
2',3,4,4',5-Pentachlorobiphenyl (PCB123), µg/L	<0.02	<0.02	<0.02
3,3',4,4',5-Pentachlorobiphenyl (PCB126), µg/L	<0.02	<0.02	<0.02
2,2',3,3',4,4'-Hexachlorobiphenyl (PCB128), µg/L	<0.02	<0.02	<0.02
2,2',3,4,4',5'-Hexachlorobiphenyl (PCB138), µg/L	<0.02	<0.02	<0.02
2,2',4,4',5,5'-Hexachlorobiphenyl (PCB153), µg/L	<0.02	<0.02	<0.02
2,3,3',4,4',5-Hexachlorobiphenyl (PCB156), µg/L	<0.02	<0.02	<0.02
2,3,3',4,4',5'-Hexachlorobiphenyl (PCB157), µg/L	<0.02	<0.02	<0.02
2,3',4,4',5,5'-Hexachlorobiphenyl (PCB167), µg/L	<0.02	<0.02	<0.02
3,3',4,4',5,5'-Hexachlorobiphenyl (PCB169), µg/L	<0.02	<0.02	<0.02
2,2',3,3',4,4',5-Heptachlorobiphenyl (PCB170), µg/L	<0.02	<0.02	<0.02
2,2',3,4,4',5,5'-Heptachlorobiphenyl (PCB180), µg/L	<0.02	<0.02	<0.02
2,2',3,4',5,5',6-Heptachlorobiphenyl (PCB187), µg/L	<0.02	<0.02	<0.02
2,3,3',4,4',5,5'-Heptachlorobiphenyl (PCB189), µg/L	<0.02	<0.02	<0.02

Remarks: 1) <= less than

TEST REPORT

Report No.: 36414D
Date of Issue: 2022-03-22
Date Received: 2022-03-11
Date Tested: 2022-03-11
Date Completed: 2022-03-22

Page: 46 of 49

Results:

Sample ID	W5-S R6	W5-M R6	W5-B R6
Sample No.	36414-133	36414-134	36414-135
2,4'-Dichlorobiphenyl (PCB8), µg/L	<0.02	<0.02	<0.02
2,2',5-Trichlorobiphenyl (PCB18), µg/L	<0.02	<0.02	<0.02
2,4,4'-Trichlorobiphenyl (PCB28), µg/L	<0.02	<0.02	<0.02
2,2',3,5'-Tetrachlorobiphenyl (PCB44), µg/L	<0.02	<0.02	<0.02
2,2',5,5'-Tetrachlorobiphenyl (PCB52), µg/L	<0.02	<0.02	<0.02
2,3',4,4'-Tetrachlorobiphenyl (PCB66), µg/L	<0.02	<0.02	<0.02
3,3',4,4'-Tetrachlorobiphenyl (PCB77), µg/L	<0.02	<0.02	<0.02
3,4,4',5-Tetrachlorobiphenyl (PCB81), µg/L	<0.02	<0.02	<0.02
2,2',4,5,5'-Pentachlorobiphenyl (PCB101), µg/L	<0.02	<0.02	<0.02
2,3,3',4,4'-Pentachlorobiphenyl (PCB105), µg/L	<0.02	<0.02	<0.02
2,3,4,4',5-Pentachlorobiphenyl (PCB114), µg/L	<0.02	<0.02	<0.02
2,3',4,4',5-Pentachlorobiphenyl (PCB118), µg/L	<0.02	<0.02	<0.02
2',3,4,4',5-Pentachlorobiphenyl (PCB123), µg/L	<0.02	<0.02	<0.02
3,3',4,4',5-Pentachlorobiphenyl (PCB126), µg/L	<0.02	<0.02	<0.02
2,2',3,3',4,4'-Hexachlorobiphenyl (PCB128), µg/L	<0.02	<0.02	<0.02
2,2',3,4,4',5'-Hexachlorobiphenyl (PCB138), µg/L	<0.02	<0.02	<0.02
2,2',4,4',5,5'-Hexachlorobiphenyl (PCB153), µg/L	<0.02	<0.02	<0.02
2,3,3',4,4',5-Hexachlorobiphenyl (PCB156), µg/L	<0.02	<0.02	<0.02
2,3,3',4,4',5'-Hexachlorobiphenyl (PCB157), µg/L	<0.02	<0.02	<0.02
2,3',4,4',5,5'-Hexachlorobiphenyl (PCB167), µg/L	<0.02	<0.02	<0.02
3,3',4,4',5,5'-Hexachlorobiphenyl (PCB169), µg/L	<0.02	<0.02	<0.02
2,2',3,3',4,4',5-Heptachlorobiphenyl (PCB170), µg/L	<0.02	<0.02	<0.02
2,2',3,4,4',5,5'-Heptachlorobiphenyl (PCB180), µg/L	<0.02	<0.02	<0.02
2,2',3,4',5,5',6-Heptachlorobiphenyl (PCB187), µg/L	<0.02	<0.02	<0.02
2,3,3',4,4',5,5'-Heptachlorobiphenyl (PCB189), µg/L	<0.02	<0.02	<0.02

Remarks: 1) <= less than

TEST REPORT

Report No.: 36414D
Date of Issue: 2022-03-22
Date Received: 2022-03-11
Date Tested: 2022-03-11
Date Completed: 2022-03-22

Page: 47 of 49

Results:

Sample ID	W6-S R6	W6-M R6	W6-B R6
Sample No.	36414-136	36414-137	36414-138
2,4'-Dichlorobiphenyl (PCB8), µg/L	<0.02	<0.02	<0.02
2,2',5-Trichlorobiphenyl (PCB18), µg/L	<0.02	<0.02	<0.02
2,4,4'-Trichlorobiphenyl (PCB28), µg/L	<0.02	<0.02	<0.02
2,2',3,5'-Tetrachlorobiphenyl (PCB44), µg/L	<0.02	<0.02	<0.02
2,2',5,5'-Tetrachlorobiphenyl (PCB52), µg/L	<0.02	<0.02	<0.02
2,3',4,4'-Tetrachlorobiphenyl (PCB66), µg/L	<0.02	<0.02	<0.02
3,3',4,4'-Tetrachlorobiphenyl (PCB77), µg/L	<0.02	<0.02	<0.02
3,4,4',5-Tetrachlorobiphenyl (PCB81), µg/L	<0.02	<0.02	<0.02
2,2',4,5,5'-Pentachlorobiphenyl (PCB101), µg/L	<0.02	<0.02	<0.02
2,3,3',4,4'-Pentachlorobiphenyl (PCB105), µg/L	<0.02	<0.02	<0.02
2,3,4,4',5-Pentachlorobiphenyl (PCB114), µg/L	<0.02	<0.02	<0.02
2,3',4,4',5-Pentachlorobiphenyl (PCB118), µg/L	<0.02	<0.02	<0.02
2',3,4,4',5-Pentachlorobiphenyl (PCB123), µg/L	<0.02	<0.02	<0.02
3,3',4,4',5-Pentachlorobiphenyl (PCB126), µg/L	<0.02	<0.02	<0.02
2,2',3,3',4,4'-Hexachlorobiphenyl (PCB128), µg/L	<0.02	<0.02	<0.02
2,2',3,4,4',5'-Hexachlorobiphenyl (PCB138), µg/L	<0.02	<0.02	<0.02
2,2',4,4',5,5'-Hexachlorobiphenyl (PCB153), µg/L	<0.02	<0.02	<0.02
2,3,3',4,4',5-Hexachlorobiphenyl (PCB156), µg/L	<0.02	<0.02	<0.02
2,3,3',4,4',5'-Hexachlorobiphenyl (PCB157), µg/L	<0.02	<0.02	<0.02
2,3',4,4',5,5'-Hexachlorobiphenyl (PCB167), µg/L	<0.02	<0.02	<0.02
3,3',4,4',5,5'-Hexachlorobiphenyl (PCB169), µg/L	<0.02	<0.02	<0.02
2,2',3,3',4,4',5-Heptachlorobiphenyl (PCB170), µg/L	<0.02	<0.02	<0.02
2,2',3,4,4',5,5'-Heptachlorobiphenyl (PCB180), µg/L	<0.02	<0.02	<0.02
2,2',3,4',5,5',6-Heptachlorobiphenyl (PCB187), µg/L	<0.02	<0.02	<0.02
2,3,3',4,4',5,5'-Heptachlorobiphenyl (PCB189), µg/L	<0.02	<0.02	<0.02

Remarks: 1) <= less than

TEST REPORT

Report No.: 36414D
Date of Issue: 2022-03-22
Date Received: 2022-03-11
Date Tested: 2022-03-11
Date Completed: 2022-03-22

Page: 48 of 49

Results:

Sample ID	W7-S R6	W7-M R6	W7-B R6
Sample No.	36414-139	36414-140	36414-141
2,4'-Dichlorobiphenyl (PCB8), µg/L	<0.02	<0.02	<0.02
2,2',5-Trichlorobiphenyl (PCB18), µg/L	<0.02	<0.02	<0.02
2,4,4'-Trichlorobiphenyl (PCB28), µg/L	<0.02	<0.02	<0.02
2,2',3,5'-Tetrachlorobiphenyl (PCB44), µg/L	<0.02	<0.02	<0.02
2,2',5,5'-Tetrachlorobiphenyl (PCB52), µg/L	<0.02	<0.02	<0.02
2,3',4,4'-Tetrachlorobiphenyl (PCB66), µg/L	<0.02	<0.02	<0.02
3,3',4,4'-Tetrachlorobiphenyl (PCB77), µg/L	<0.02	<0.02	<0.02
3,4,4',5-Tetrachlorobiphenyl (PCB81), µg/L	<0.02	<0.02	<0.02
2,2',4,5,5'-Pentachlorobiphenyl (PCB101), µg/L	<0.02	<0.02	<0.02
2,3,3',4,4'-Pentachlorobiphenyl (PCB105), µg/L	<0.02	<0.02	<0.02
2,3,4,4',5-Pentachlorobiphenyl (PCB114), µg/L	<0.02	<0.02	<0.02
2,3',4,4',5-Pentachlorobiphenyl (PCB118), µg/L	<0.02	<0.02	<0.02
2',3,4,4',5-Pentachlorobiphenyl (PCB123), µg/L	<0.02	<0.02	<0.02
3,3',4,4',5-Pentachlorobiphenyl (PCB126), µg/L	<0.02	<0.02	<0.02
2,2',3,3',4,4'-Hexachlorobiphenyl (PCB128), µg/L	<0.02	<0.02	<0.02
2,2',3,4,4',5'-Hexachlorobiphenyl (PCB138), µg/L	<0.02	<0.02	<0.02
2,2',4,4',5,5'-Hexachlorobiphenyl (PCB153), µg/L	<0.02	<0.02	<0.02
2,3,3',4,4',5-Hexachlorobiphenyl (PCB156), µg/L	<0.02	<0.02	<0.02
2,3,3',4,4',5'-Hexachlorobiphenyl (PCB157), µg/L	<0.02	<0.02	<0.02
2,3',4,4',5,5'-Hexachlorobiphenyl (PCB167), µg/L	<0.02	<0.02	<0.02
3,3',4,4',5,5'-Hexachlorobiphenyl (PCB169), µg/L	<0.02	<0.02	<0.02
2,2',3,3',4,4',5-Heptachlorobiphenyl (PCB170), µg/L	<0.02	<0.02	<0.02
2,2',3,4,4',5,5'-Heptachlorobiphenyl (PCB180), µg/L	<0.02	<0.02	<0.02
2,2',3,4',5,5',6-Heptachlorobiphenyl (PCB187), µg/L	<0.02	<0.02	<0.02
2,3,3',4,4',5,5'-Heptachlorobiphenyl (PCB189), µg/L	<0.02	<0.02	<0.02

Remarks: 1) <= less than

TEST REPORT

Report No.:	36414D
Date of Issue:	2022-03-22
Date Received:	2022-03-11
Date Tested:	2022-03-11
Date Completed:	2022-03-22

Page: 49 of 49

Results:

Sample ID	W8-S R6	W8-M R6	W8-B R6
Sample No.	36414-142	36414-143	36414-144
2,4'-Dichlorobiphenyl (PCB8), µg/L	<0.02	<0.02	<0.02
2,2',5-Trichlorobiphenyl (PCB18), µg/L	<0.02	<0.02	<0.02
2,4,4'-Trichlorobiphenyl (PCB28), µg/L	<0.02	<0.02	<0.02
2,2',3,5'-Tetrachlorobiphenyl (PCB44), µg/L	<0.02	<0.02	<0.02
2,2',5,5'-Tetrachlorobiphenyl (PCB52), µg/L	<0.02	<0.02	<0.02
2,3',4,4'-Tetrachlorobiphenyl (PCB66), µg/L	<0.02	<0.02	<0.02
3,3',4,4'-Tetrachlorobiphenyl (PCB77), µg/L	<0.02	<0.02	<0.02
3,4,4',5-Tetrachlorobiphenyl (PCB81), µg/L	<0.02	<0.02	<0.02
2,2',4,5,5'-Pentachlorobiphenyl (PCB101), µg/L	<0.02	<0.02	<0.02
2,3,3',4,4'-Pentachlorobiphenyl (PCB105), µg/L	<0.02	<0.02	<0.02
2,3,4,4',5-Pentachlorobiphenyl (PCB114), µg/L	<0.02	<0.02	<0.02
2,3',4,4',5-Pentachlorobiphenyl (PCB118), µg/L	<0.02	<0.02	<0.02
2',3,4,4',5-Pentachlorobiphenyl (PCB123), µg/L	<0.02	<0.02	<0.02
3,3',4,4',5-Pentachlorobiphenyl (PCB126), µg/L	<0.02	<0.02	<0.02
2,2',3,3',4,4'-Hexachlorobiphenyl (PCB128), µg/L	<0.02	<0.02	<0.02
2,2',3,4,4',5'-Hexachlorobiphenyl (PCB138), µg/L	<0.02	<0.02	<0.02
2,2',4,4',5,5'-Hexachlorobiphenyl (PCB153), µg/L	<0.02	<0.02	<0.02
2,3,3',4,4',5-Hexachlorobiphenyl (PCB156), µg/L	<0.02	<0.02	<0.02
2,3,3',4,4',5'-Hexachlorobiphenyl (PCB157), µg/L	<0.02	<0.02	<0.02
2,3',4,4',5,5'-Hexachlorobiphenyl (PCB167), µg/L	<0.02	<0.02	<0.02
3,3',4,4',5,5'-Hexachlorobiphenyl (PCB169), µg/L	<0.02	<0.02	<0.02
2,2',3,3',4,4',5-Heptachlorobiphenyl (PCB170), µg/L	<0.02	<0.02	<0.02
2,2',3,4,4',5,5'-Heptachlorobiphenyl (PCB180), µg/L	<0.02	<0.02	<0.02
2,2',3,4',5,5',6-Heptachlorobiphenyl (PCB187), µg/L	<0.02	<0.02	<0.02
2,3,3',4,4',5,5'-Heptachlorobiphenyl (PCB189), µg/L	<0.02	<0.02	<0.02

Remarks: 1) <= less than

*****END OF REPORT*****

APPENDIX H
LABORATORY ANALYSIS RESULTS FOR
EFFLUENT MONITORING

TEST REPORT

APPLICANT: SUEZ NWS Limited
Room 702, 7/F, Lee Garden Two,
28 Yun Ping Road, Causeway Bay, Hong Kong

Report No.: 36430
Date of Issue: 2022-03-17
Date Received: 2022-03-12
Date Tested: 2022-03-12
Date Completed: 2022-03-17

ATTN: Mr. Cyrus Fung

Page: 1 of 1

Sample Description : 1 liquid sample as received from customer said to be wastewater
Laboratory No. : 36430
Sampling Date : 2022-03-12

Test Requested & Methodology:

Item	Parameters	Ref. Method	Limit of Reporting
1	<i>E. coli</i>	DoE (1983) The Bacteriological Examination of Drinking Water Supplies, 1982 (Membrane Filtration Procedure: Sections 7.8, 7.9.4.2; Bacterial Confirmation: Section 7.9.4.3 for coliform, 7.9.4.4 for <i>E. coli</i>)	1 cfu/100mL

Results:

Sample ID	Sample No.	<i>E. coli</i> (cfu/100mL)
Effluent	36430-1	1,500

Remarks: 1) < = less than

*****END OF REPORT*****

PREPARED AND CHECKED BY:

For and On Behalf of **WELLAB Ltd.**


PATRICK TSE
General Manager

TEST REPORT

APPLICANT: SUEZ NWS Limited
Room 702, 7/F, Lee Garden Two,
28 Yun Ping Road, Causeway Bay, Hong Kong

Report No.: 36431
Date of Issue: 2022-03-22
Date Received: 2022-03-12
Date Tested: 2022-03-12
Date Completed: 2022-03-22

ATTN: Mr. Cyrus Fung

Page: 1 of 2

Sample Description : Flow-weighted Composite Water Sample (which was composited by Wellab Staff, from 24 water samples as received from customer said to be effluent samples from San Wai Sewage Treatment Works (SWSTW))

Laboratory No. : 36431
Sampling Date : 2022-03-12

Test Requested & Methodology:

Item	Parameters	Ref. Method	Limit of Reporting
1	Cadmium	In-house method SOP039 (ICP/MS)	0.5 µg/L
2	Copper		1 µg/L
3	Nickel		1 µg/L
4	Lead		1 µg/L
5	Mercury		0.5 µg/L
6	Chromium		1 µg/L
8	Zinc		1 µg/L
9	Total Inorganic Nitrogen	In-house method SOP163 (By calculation)	0.04 mg N/L
10	Ammonia	In-house method SOP157 (FIA)	0.02 mg NH ₃ -N/L
11	Biochemical Oxygen Demand	APHA 19ed 5210B	2 mg-O ₂ /L
12	Suspended Solids (SS) dried at 103-105°C	APHA 17ed 2540 D	2.5 mg/L
13	pH value at 25°C	APHA 19ed 4500-H ⁺ B	2.0-12.0 pH unit
14	<i>E. coli</i>	DoE (1983) The Bacteriological Examination of Drinking Water Supplies, 1982 (Membrane Filtration Procedure: Sections 7.8, 7.9.4.2; Bacterial Confirmation: Section 7.9.4.3 for coliform, 7.9.4.4 for <i>E. coli</i>)	1 cfu/100mL

PREPARED AND CHECKED BY:

For and On Behalf of **WELLAB Ltd.**


PATRICK TSE
General Manager

TEST REPORT

Report No.: 36431
Date of Issue: 2022-03-22
Date Received: 2022-03-12
Date Tested: 2022-03-12
Date Completed: 2022-03-22
Page: 2 of 2

Results:

Sample ID	Effluent
Sample No.	36431-1
Cadmium (µg/L)	<0.5
Copper (µg/L)	7
Nickel (µg/L)	10
Lead (µg/L)	<1
Mercury (µg/L)	0.5
Chromium (µg/L)	2
Zinc (µg/L)	60
Total Inorganic Nitrogen (mg/L)	25
Ammonia (mg/L)	25
Biochemical Oxygen Demand (mg-O ₂ /L)	44
Suspended Solids dried at 103-105°C (mg/L)	29
pH value at 25°C (pH unit)	7.2
<i>E. coli</i> (cfu/100mL)	80,000

Remarks: 1) <= less than

*****END OF REPORT*****

TEST REPORT

APPLICANT: SUEZ NWS Limited
Room 702, 7/F, Lee Garden Two,
28 Yun Ping Road, Causeway Bay, Hong Kong

ATTN: Mr. Cyrus Fung

Sample Description : Flow-weighted Composite Water Sample (which was composited by Wellab Staff, from 24 water samples as received from customer said to be effluent samples from San Wai Sewage Treatment Works (SWSTW))
Laboratory No. : 36431A
Sampling Date : 2022-03-12

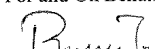
Report No.: 36431A
Date of Issue: 2022-03-22
Date Received: 2022-03-12
Date Tested: 2022-03-12
Date Completed: 2022-03-22
Page: 1 of 2

Test Requested & Methodology:

Item	Parameters	Ref. Method	Limit of Reporting
1	2,4'-Dichlorobiphenyl (PCB8)	In-house method SOP 087 (GC/MSD)	0.02 µg/L
2	2,2',5-Trichlorobiphenyl (PCB18)		0.02 µg/L
3	2,4,4'-Trichlorobiphenyl (PCB28)		0.02 µg/L
4	2,2',3,5'-Tetrachlorobiphenyl (PCB44)		0.02 µg/L
5	2,2',5,5'-Tetrachlorobiphenyl (PCB52)		0.02 µg/L
6	2,3',4,4'-Tetrachlorobiphenyl (PCB66)		0.02 µg/L
7	3,3',4,4'-Tetrachlorobiphenyl (PCB77)		0.02 µg/L
8	3,4,4',5-Tetrachlorobiphenyl (PCB81)		0.02 µg/L
9	2,2',4,5,5'-Pentachlorobiphenyl (PCB101)		0.02 µg/L
10	2,3,3',4,4'-Pentachlorobiphenyl (PCB105)		0.02 µg/L
11	2,3,4,4',5-Pentachlorobiphenyl (PCB114)		0.02 µg/L
12	2,3',4,4',5-Pentachlorobiphenyl (PCB118)		0.02 µg/L
13	2',3,4,4',5-Pentachlorobiphenyl (PCB123)		0.02 µg/L
14	3,3',4,4',5-Pentachlorobiphenyl (PCB126)		0.02 µg/L
15	2,2',3,3',4,4'-Hexachlorobiphenyl (PCB128)		0.02 µg/L
16	2,2',3,4,4',5-Hexachlorobiphenyl (PCB138)		0.02 µg/L
17	2,2',4,4',5,5'-Hexachlorobiphenyl (PCB153)		0.02 µg/L
18	2,3,3',4,4',5-Hexachlorobiphenyl (PCB156)		0.02 µg/L
19	2,3,3',4,4',5'-Hexachlorobiphenyl (PCB157)		0.02 µg/L
20	2,3',4,4',5,5'-Hexachlorobiphenyl (PCB167)		0.02 µg/L
21	3,3',4,4',5,5'-Hexachlorobiphenyl (PCB169)		0.02 µg/L
22	2,2',3,3',4,4',5-Heptachlorobiphenyl (PCB170)		0.02 µg/L
23	2,2',3,4,4',5,5'-Heptachlorobiphenyl (PCB180)		0.02 µg/L
24	2,2',3,4',5,5',6-Heptachlorobiphenyl (PCB187)		0.02 µg/L
25	2,3,3',4,4',5,5'-Heptachlorobiphenyl (PCB189)		0.02 µg/L

PREPARED AND CHECKED BY:

For and On Behalf of **WELLAB Ltd.**


PATRICK TSE
General Manager

TEST REPORT

Report No.: 36431A
Date of Issue: 2022-03-22
Date Received: 2022-03-12
Date Tested: 2022-03-12
Date Completed: 2022-03-22

Page: 2 of 2

Results:

Sample ID	Effluent
Sample No.	36431-1
2,4'-Dichlorobiphenyl (PCB8), µg/L	<0.02
2,2',5'-Trichlorobiphenyl (PCB18), µg/L	<0.02
2,4,4'-Trichlorobiphenyl (PCB28), µg/L	<0.02
2,2',3,5'-Tetrachlorobiphenyl (PCB44), µg/L	<0.02
2,2',5,5'-Tetrachlorobiphenyl (PCB52), µg/L	<0.02
2,3',4,4'-Tetrachlorobiphenyl (PCB66), µg/L	<0.02
3,3',4,4'-Tetrachlorobiphenyl (PCB77), µg/L	<0.02
3,4,4',5-Tetrachlorobiphenyl (PCB81), µg/L	<0.02
2,2',4,5,5'-Pentachlorobiphenyl (PCB101), µg/L	<0.02
2,3,3',4,4'-Pentachlorobiphenyl (PCB105), µg/L	<0.02
2,3,4,4',5-Pentachlorobiphenyl (PCB114), µg/L	<0.02
2,3',4,4',5-Pentachlorobiphenyl (PCB118), µg/L	<0.02
2',3,4,4',5-Pentachlorobiphenyl (PCB123), µg/L	<0.02
3,3',4,4',5-Pentachlorobiphenyl (PCB126), µg/L	<0.02
2,2',3,3',4,4'-Hexachlorobiphenyl (PCB128), µg/L	<0.02
2,2',3,4,4',5'-Hexachlorobiphenyl (PCB138), µg/L	<0.02
2,2',4,4',5,5'-Hexachlorobiphenyl (PCB153), µg/L	<0.02
2,3,3',4,4',5-Hexachlorobiphenyl (PCB156), µg/L	<0.02
2,3,3',4,4',5'-Hexachlorobiphenyl (PCB157), µg/L	<0.02
2,3',4,4',5,5'-Hexachlorobiphenyl (PCB167), µg/L	<0.02
3,3',4,4',5,5'-Hexachlorobiphenyl (PCB169), µg/L	<0.02
2,2',3,3',4,4',5-Heptachlorobiphenyl (PCB170), µg/L	<0.02
2,2',3,4,4',5,5'-Heptachlorobiphenyl (PCB180), µg/L	<0.02
2,2',3,4',5,5',6-Heptachlorobiphenyl (PCB187), µg/L	<0.02
2,3,3',4,4',5,5'-Heptachlorobiphenyl (PCB189), µg/L	<0.02

Remarks: 1) <= less than

*****END OF REPORT*****

TEST REPORT

APPLICANT: SUEZ NWS Limited
Room 702, 7/F, Lee Garden Two,
28 Yun Ping Road, Causeway Bay, Hong Kong

Report No.: 36431B
Date of Issue: 2022-03-22
Date Received: 2022-03-12
Date Tested: 2022-03-12
Date Completed: 2022-03-22

Page: 1 of 2

ATTN: Mr. Cyrus Fung

Sample Description : Flow-weighted Composite Water Sample (which was composited by Wellab Staff, from 24 water samples as received from customer said to be effluent samples from San Wai Sewage Treatment Works (SWSTW))

Laboratory No. : 36431B
Sampling Date : 2022-03-12

Test Requested & Methodology:

Item	Parameters	Ref. Method	Limit of Reporting
1	Naphthalene (NAP)	In-house method SOP 087 (GC/MSD)	0.1 µg/L
2	Acenaphthylene (ANY)		0.1 µg/L
3	Acenaphthene (ANA)		0.1 µg/L
4	Fluorene (FLU)		0.1 µg/L
5	Phenanthrene (PHE)		0.1 µg/L
6	Anthracene (ANT)		0.1 µg/L
7	Fluoranthene (FLT)		0.1 µg/L
8	Benzo(a)Anthracene (BaA)		0.1 µg/L
9	Chrysene (CHR)		0.1 µg/L
10	Pyrene (PYR)		0.1 µg/L
11	Benzo(b)Fluoranthene (BbF)		0.1 µg/L
12	Benzo(a)Pyrene (BaP)		0.1 µg/L
13	Benzo(k) Fluoranthene (BkF)		0.1 µg/L
14	Indeno(1,2,3-cd)pyrene (IPY)		0.1 µg/L
15	Dibenz(a,h)anthracene (DBA)		0.1 µg/L
16	Benzo(g,h,i)Perylene (BPE)		0.1 µg/L

PREPARED AND CHECKED BY:

For and On Behalf of **WELLAB Ltd.**


PATRICK TSE
General Manager

TEST REPORT

Report No.:	36431B
Date of Issue:	2022-03-22
Date Received:	2022-03-12
Date Tested:	2022-03-12
Date Completed:	2022-03-22
Page:	2 of 2

Results:

Sample ID	Effluent
Sample No.	36431-1
Naphthalene (NAP), µg/L	<0.1
Acenaphthylene (ANY), µg/L	<0.1
Acenaphthene (ANA), µg/L	<0.1
Fluorene (FLU), µg/L	<0.1
Phenanthrene (PHE), µg/L	<0.1
Anthracene (ANT), µg/L	<0.1
Fluoranthene (FLT), µg/L	<0.1
Benzo(a)Anthracene(BaA), µg/L	<0.1
Chrysene (CHR), µg/L	<0.1
Pyrene(PYR), µg/L	<0.1
Benzo(b)Fluoranthene (BbF), µg/L	<0.1
Benzo(a)Pyrene (BaP), µg/L	<0.1
Benzo(k) Fluoranthene (BkF), µg/L	<0.1
Indeno(1,2,3-cd)pyrene (IPY), µg/L	<0.1
Dibenz(a,h)anthracene (DBA), µg/L	<0.1
Benzo(g,h,i)Perylene (BPE), µg/L	<0.1

Remarks: 1) < = less than

*****END OF REPORT*****

APPENDIX I
TOXICITY TESTING RESULT

TEST REPORT

APPLICANT: SUEZ NWS Limited
Room 702, 7/F, Lee Garden Two,
28 Yun Ping Road, Causeway Bay, Hong Kong

Report No.: 36431C
Date of Issue: 2022-03-22
Date Received: 2022-03-12
Date Tested: 2022-03-12
Date Completed: 2022-03-22

ATTN: Mr. Cyrus Fung

Page: 1 of 13

Sample Description: Flow-weighted Composite Water Sample (which was composited by Wellab Staff, from 24 water samples as received from customer said to be effluent samples from Pillar Point Wastewater Treatment Plant)

Laboratory No.: 36431C

Sampling Date: Effluent water samples were collected between 2022-03-11 and 2022-03-12

Sample Received Date: 2022-03-12

Sample No.: 36431-1

Test Requested & Methodology:

Item	Parameter	Ref. Method	Limit of Reporting
I	7-Days Diatom (<i>Skeletonema costatum</i>) Growth Inhibition Test	EPD (2009), Standard Operating Procedures for Whole Effluent Toxicity Test, February 2009	N/A
II	48-hr Barnacle Larvae (<i>Balanus amphitrite</i>) survival test		N/A

Remarks: 1) Uncertainty is calculated as 2S.D.
2) N/A = Not Applicable

PREPARED AND CHECKED BY:

For and On Behalf of **WELLAB Ltd.**


PATRICK TSE
General Manager

TEST REPORT

Report No.: 36431C
Date of Issue: 2022-03-22
Date Received: 2022-03-12
Date Tested: 2022-03-12
Date Completed: 2022-03-22

Page: 2 of 13

1. SAMPLE INFORMATION

1.1 Sample Information, Receiving and Storage Conditions

Sample Description:	24 water samples as received from customer said to be effluent		
Sampling Date	2021-09-09 and 2022-03-12		
Sample Receive Date	2022-03-12		
Sample Pretreatment	24 water samples were composited in Wellab		
Sample Composite Date:	2022-03-12		
Sample No. & Sample ID:	1)	2022-03-11 10:00	13) 2022-03-11 22:00
	2)	2022-03-11 11:00	14) 2022-03-11 23:00
	3)	2022-03-11 12:00	15) 2022-03-12 00:00
	4)	2022-03-11 13:00	16) 2022-03-12 01:00
	5)	2022-03-11 14:00	17) 2022-03-12 02:00
	6)	2022-03-11 15:00	18) 2022-03-12 03:00
	7)	2022-03-11 16:00	19) 2022-03-12 04:00
	8)	2022-03-11 17:00	20) 2022-03-12 05:00
	9)	2022-03-11 18:00	21) 2022-03-12 06:00
	10)	2022-03-11 19:00	22) 2022-03-12 07:00
	11)	2022-03-11 20:00	23) 2022-03-12 08:00
	12)	2022-03-11 21:00	24) 2022-03-12 09:00
Temperature of Sample(s) at Receipt:	2-6°C		
Sampling Container:	1L plastic bottle		
Composite Sample Volume:	14L		
Composite Sample No & Sample ID:	36431-1 Effluent		
Sample Storage Condition after Receipt:	Store in dark at 4 ± 2°C until testing		

TEST REPORT

Report No.:	36431C
Date of Issue:	2022-03-22
Date Received:	2022-03-12
Date Tested:	2022-03-12
Date Completed:	2022-03-22
Page:	3 of 13

2. 7-Days Diatom (*Skeletonema costatum*) Growth Inhibition Test

2.1 Test Method

This 7-day toxicity test on water sample with *Skeletonema costatum* was conducted using the EPD WETT Standard Operating Procedure (2009) "Standard Operating Procedures for Whole Effluent Toxicity Test (WETT)". *Skeletonema costatum* exposed to the five concentrations of test sample for a 7-day test period. The endpoints were cell density and specific growth rate.

2.2 Summary of Test Sample - Diatom 7-Days Growth Inhibition Test Particulars

Type of Test	Static Non-Renewal
Test Start and End Date (Time)	Start: 2022-03-12 (13:00) End: 2022-03-19 (13:00)
Test Organism:	<i>Skeletonema costatum</i>
Source:	Purchase, Use log phase growing culture
Stock Culture Cultivation:	Stock Culture were Cultured in Same Conditions as Testing Conditions
Test Duration:	7 Days
Temperature:	22 ± 1°C
Salinity:	30± 1ppt
Dissolved Oxygen:	>5mg/L
pH:	8.0+2
Light and Light Intensity:	3000±500 lux light density
Light Cycle:	12h Light, 12h Dark
Test Chambers:	100mL glass beaker
Test Solution Volume:	25mL
Dilution Water:	Seawater purchased from Kwun Tong Wholesale Fish Market. Adjusted to 30 ± 12 ppt, filter through a 0.22µm filter and UV sterilized
Age of Test Organisms:	Log Phase Growing Cell at Density of 10 ⁶ cell/ mL
Initial Density of Test Organisms per Chamber:	5.1 x 10 ⁴ cell /mL
Number of Replicate Chambers per Treatment:	4
Renewal of Test Solution:	None
Aeration:	Orbital shaker (120 revolution per minute)

TEST REPORT

Report No.:	36431C
Date of Issue:	2022-03-22
Date Received:	2022-03-12
Date Tested:	2022-03-12
Date Completed:	2022-03-22
Page:	4 of 13

2.3 Summary of Test Sample Diatom 7-Days Growth Inhibition Test Particulars (Cont.)

Observations:	Colour and Appearance of Culture
Physical / Chemical Data:	Temperature, Dissolved Oxygen, pH, Salinity
Nutrient Regime:	f/2 Medium
Effect:	Cell density and Specific Growth Rate
Endpoints:	NOEC, LOEC and EC50
Test Acceptability Criteria:	Negative control cell density shall have increased by 16 times in 7 days Coefficient of variation of average growth in control replicate <20%
Deviation from Test Method:	No Deviation from Test Method
Statistical Analysis	Comparisons were made according to EPD (2009), Standard Operating Procedures for Whole Effluent Toxicity Test. Data reported as percentages were transformed using an arcsine square root transformation prior to statistical analysis. All data were tested for normality using the Shapiro-Wilk test and equality of variance using Barlett's test. Determinations of statistical significance were based on one-tailed Student's t-tests with an alpha of 0.05. Calculate EC50 using CETIS, data were analyzed according to USEPA requirement (version 1.8.7.16)

2.4 Summary of Reference Toxicant Diatom 7-Days Growth Inhibition Test Particulars

Reference Toxicant	Cadmium ion (from Anhydrous Cadmium Chloride)
Stock Solution Concentration	20000mg/L Cd ²⁺
Statistical Analysis	7-Day EC50 for Cadmium ion determined by CETIS (version 1.8.7.16)
Number of Replicate Chambers per Treatment:	4
Other Test Conditions	Same as Test Sample Toxicity Test

TEST REPORT

Report No.: 36431C
Date of Issue: 2022-03-22
Date Received: 2022-03-12
Date Tested: 2022-03-12
Date Completed: 2022-03-22
Page: 5 of 13

2.5 Test Results (Diatom 7-Days Growth Inhibition Test)

- Cell Density on Day 0, Day 1, Day 3 and Day 7

36431-1 Test Concentration (%)	Replicate	Cell Density (cell/mL)	
		Day 0	Day 7
0 (Negative Control)	1	50,000	1,100,000
	2	51,000	1,200,000
	3	50,000	1,100,000
	4	51,000	1,000,000
2.5	1	51,000	1,800,000
	2	51,000	1,800,000
	3	50,000	1,800,000
	4	51,000	1,900,000
5	1	51,000	1,600,000
	2	51,000	1,900,000
	3	50,000	1,900,000
	4	51,000	1,900,000
10	1	51,000	1,500,000
	2	50,000	1,500,000
	3	51,000	1,500,000
	4	50,000	1,500,000
25	1	51,000	630,000
	2	50,000	690,000
	3	50,000	660,000
	4	50,000	630,000
50	1	50,000	<50,000
	2	51,000	<50,000
	3	50,000	<50,000
	4	50,000	<50,000

Remark: <=less than

TEST REPORT

Report No.: 36431C
Date of Issue: 2022-03-22
Date Received: 2022-03-12
Date Tested: 2022-03-12
Date Completed: 2022-03-22
Page: 6 of 13

2.6 Test Result Summary (Diatom 7-Days Growth Inhibition Test)

36431-1 Test Concentration (%)	Replicate	Day 7 Specific Growth Rate	Mean
0 (Negative Control)	1	0.46	0.46
	2	0.46	
	3	0.46	
	4	0.45	
2.5	1	0.53	0.53
	2	0.53	
	3	0.52	
	4	0.54	
5	1	0.51	0.53
	2	0.53	
	3	0.53	
	4	0.53	
10	1	0.44	0.44
	2	0.43	
	3	0.44	
	4	0.44	
25	1	0.33	0.34
	2	0.35	
	3	0.35	
	4	0.33	
50	1	0.00	0.00
	2	0.00	
	3	0.00	
	4	0.00	

TEST REPORT

Report No.:	36431C
Date of Issue:	2022-03-22
Date Received:	2022-03-12
Date Tested:	2022-03-12
Date Completed:	2022-03-22
Page:	7 of 13

2.7 Test Result Summary and Interpretation of Diatom 7-Days Growth Inhibition Test

Parameter	36431-1
No Observable Effect Concentration (NOEC)	2.4%
Lowest Observed Effect Concentration (LOEC)	25%
EC50 (Upper, Lower Confidence Level)	34.1% (35.0, 33.2)

TEST REPORT

Report No.:	36431C
Date of Issue:	2022-03-22
Date Received:	2022-03-12
Date Tested:	2022-03-12
Date Completed:	2022-03-22
Page:	8 of 13

2.8 QC Records - Diatom 7-Days Growth Inhibition Test, Test Sample and Reference Toxicant Test

Validity Criteria

- Test Organism Performance

Parameters	Results	Control Limit
Diatom 7-Days Growth Inhibition Test		
Negative Control 7-Days Growth Rate	0.50	>0.4
Coefficient of variation of Average Growth of Negative Control	2.5%	<20%
96-h EC50	0.13 mg/L	0.11-0.16 mg/L
95% Confidence Interval	0.10-0.18 mg/L	N/A

2.9 Diatom 7-Days Growth Inhibition Test Validity Criteria (Water Quality)

36431-1 Test Concentration (%)	Salinity (ppt)		Dissolved Oxygen (mg/L)		pH (pH unit)		Temperature (°C)	
	Max	Min	Max	Min	Max	Min	Max	Min
0 (Negative Control)	30.1	29.6	7.2	6.9	7.0	6.8	22	21
6.25	30.2	29.4	7.1	6.6	7.1	6.6		
12.5	30.4	29.4	7.2	6.6	7.2	6.6		
25	30.0	29.3	7.1	6.4	7.4	6.6		
50	30.1	29.4	7.4	6.4	7.3	6.6		
100	30.4	29.3	7.1	6.6	7.1	6.7		
Acceptance Criteria	29-31		>5mg/L		6.0-10.0		21-23°C	

36431-1 Test Concentration (%)	Ammonia (mg NH ₃ -N/L)		Sulphide (mg S ² /L)		Total Suspended Solids (mg/L)	
	Max	Min	Max	Min	Max	Min
0 (Negative Control)	<0.05	<0.05	<0.1	<0.1	<2.5	<2.5
6.25	1.1	0.05	<0.1	<0.1	<2.5	<2.5
12.5	3.2	0.19	0.1	<0.1	5	4
25	6.2	0.22	0.1	<0.1	8	8
50	14	0.41	0.3	<0.1	16	15
100	25	1.0	0.4	<0.1	27	24
Acceptance Criteria	N/A		N/A		N/A	

Remarks: 1) < = less than, > = more than

2) N/A = Not Applicable

TEST REPORT

Report No.:	36431C
Date of Issue:	2022-03-22
Date Received:	2022-03-12
Date Tested:	2022-03-12
Date Completed:	2022-03-22
Page:	9 of 13

3. 48-hr Barnacle Larvae (*Balanus amphitrite*) survival test

3.1 Test Method

This 48-hr toxicity test on water sample with *Balanus amphitrite* was conducted using the EPD WETT Standard Operating Procedure (2009) "Standard Operating Procedures for Whole Effluent Toxicity Test (WETT)". *Balanus amphitrite* was exposed to the five concentrations of test sample for a 48-hr test period. The endpoints were survival.

3.2 Summary of Test Sample 48-hr Settlement Barnacle Larvae Test

Type of Test	Static Renewal
Test Start and End Date (Time)	Start: 2022-03-12 (13:00) End: 2022-03-14 (13:00)
Test Organism:	<i>Balanus amphitrite</i>
Source:	Collect adult barnacle from Ma Liu Shui and Shatin, dissect their brood sac to get larvae
Test Duration:	48-hr
Temperature:	22 ± 1°C
Salinity:	30± 1ppt
Dissolved Oxygen:	>5mg/L
pH:	8.0± 2
Light and light intensity:	3000±500 lux light density
Light Cycle:	Continuous
Test Chambers:	50mL glass beaker
Test Solution Volume:	20mL
Dilution Water:	Seawater purchased from Kwun Tong Wholesale Fish Market Adjusted to 30 ± 1 ppt, filter through a 0.22µm filter and UV sterilized
Age of Test Organisms:	Gather stage II nauplii larvae that are positive phototactic, actively swimming
Number of Test Organisms per Chamber:	20
Number of Replicate Chambers per Treatment:	4
Renewal of Test Solution:	None
Aeration:	Orbital shaker (120 revolution per minute)

TEST REPORT

Report No.:	36431C
Date of Issue:	2022-03-22
Date Received:	2022-03-12
Date Tested:	2022-03-12
Date Completed:	2022-03-22
Page:	10 of 13

3.3 Summary of Test Sample 48-hr Barnacle Larvae Test (Cont.)

Physical / Chemical Data:	Temperature, Dissolved Oxygen, pH, Salinity
Feeding	None
Effect:	Survival
Endpoints:	NOEC, LOEC and EC50
Test Acceptability Criteria:	Mortality of negative control not exceed 10%
Deviation from Test Method:	No Deviation from Test Method
Statistical Analysis	Comparisons were made according to EPD (2009), Standard Operating Procedures for Whole Effluent Toxicity Test. Data reported as percentages were transformed using an arcsine square root transformation prior to statistical analysis. All data were tested for normality using the Shapiro-Wilk test and equality of variance using Barlett's test. Determinations of statistical significance were based on one-tailed Student's t-tests with an alpha of 0.05. Calculate EC50 using CETIS (version1.8.7.16), data were analyzed according to USEPA requirement

3.4 Summary of Reference Toxicant 48-hr Barnacle Larvae Test

Reference Toxicant	Cadmium ion (from Anhydrous Cadmium Chloride)
Stock Solution Concentration	20000mg/L Cd ²⁺
Statistical Analysis	48-hr EC50 for Cadmium ion Determined by CETIS (version1.8.7.16)
Number of Replicate Chambers per Treatment:	4
Other Test Conditions	Same as Test Sample Toxicity Test

TEST REPORT

Report No.: 36431C
Date of Issue: 2022-03-22
Date Received: 2022-03-12
Date Tested: 2022-03-12
Date Completed: 2022-03-22

Page: 11 of 13

3.5 Test Results

- Test Result Summary (48-hr Settlement Barnacle Larvae Test)

36431-1 Test Concentration (%)	Replicate	Number Exposed	No. of Living Barnacle Larvae	Percentage survival (%)	Mean Percentage (%)
0 (Negative Control)	1	20	20	100	97.5
	2	20	20	95	
	3	20	19	95	
	4	20	19	100	
6.5	1	20	18	90	88.8
	2	20	18	90	
	3	20	18	90	
	4	20	17	85	
12.5	1	20	19	95	77.5
	2	20	14	70	
	3	20	14	70	
	4	20	15	75	
25	1	20	11	55	52.5
	2	20	11	55	
	3	20	10	50	
	4	20	10	50	
50	1	20	2	10	7.5
	2	20	2	10	
	3	20	1	5	
	4	20	1	5	
100	1	20	0	0	0.0
	2	20	0	0	
	3	20	0	0	
	4	20	0	0	

TEST REPORT

Report No.: 36431C
Date of Issue: 2022-03-22
Date Received: 2022-03-12
Date Tested: 2022-03-12
Date Completed: 2022-03-22

Page: 12 of 13

3.6 Test Result Summary and Interpretation of 48-hr Barnacle Larvae Test

Parameter	36431-1
LC50	25.9%
(Upper, Lower Confidence Level)	(27.2%, 24.6%)

TEST REPORT

Report No.:	36431C
Date of Issue:	2022-03-22
Date Received:	2022-03-12
Date Tested:	2022-03-12
Date Completed:	2022-03-22

Page: 13 of 13

3.7 QC Records (48-hr Barnacle Larvae Test)

- 48-hr Barnacle Larvae Test, Test Sample and Reference Toxicant Test Validity Criteria (Test Organism Performance)

	Parameters	Results	Control Limit
48-hr Barnacle Larvae Test	Negative Control 48-hr Mean Survival Percentage	97.5	>50%
	96-h EC50	1.1 mg/L	1.00-1.14 mg/L
	95% Confidence Interval	0.95-1.12mg/L	N/A

3.8 48-hr Barnacle Larvae Test (Water Quality)

36431-1 Test Concentration (%)	Salinity (ppt)		Dissolved Oxygen (mg/L)		pH (pH unit)		Temperature (°C)	
	Max	Min	Max	Min	Max	Min	Max	Min
0 (Negative Control)	30.2	29.6	7.2	6.8	7.2	6.8	22	21
6.5	30.1	29.6	7.3	6.9	7.3	6.9		
12.5	30.4	29.7	7.1	6.5	7.2	6.9		
25	30.3	29.6	7.1	6.6	7.2	6.9		
50	30.3	29.6	7.2	6.6	7.2	6.9		
100	30.1	29.5	7.3	6.4	7.3	6.9		
Acceptance Criteria	29-31		>5mg/L		6.0-10.0		21-23°C	

36431-1 Test Concentration (%)	Ammonia (mg NH ₃ -N/L)		Sulphide (mg S ² /L)		Total Suspended Solids (mg/L)	
	Max	Min	Max	Min	Max	Min
0 (Negative Control)	<0.05	<0.05	<0.1	<0.1	<2.5	<2.5
6.5	0.91	0.05	<0.1	<0.1	<2.5	<2.5
12.5	2.9	0.14	0.1	<0.1	5	5
25	6.3	0.23	0.1	<0.1	9	8
50	15	0.40	0.3	<0.1	16	16
100	24	0.9	0.3	<0.1	27	25
Acceptance Criteria	N/A		N/A		N/A	

Remarks: 1) > = more than

2) N/A = Not Applicable

*****END OF REPORT*****

This report may not be reproduced, except in full, without prior written approval from WELLAB LIMITED and the results relate only to the items calibrated or tested. ONLY the laboratory's certified true copy is valid.

APPENDIX J
ACTION AND LIMIT LEVELS

Action and Limit Levels

Action and Limit Levels for Operational Phase Odour Monitoring

Location of Monitoring	Parameters	Action Level	Limit Level
SB1	H ₂ S concentration, ppm	0.0109	0.0109
ASR1		0.0100	0.0100
ASR2		0.0157	0.0157
OD1	H ₂ S concentration in ppb/ppm, flow rate of exhaust in m ³ /s and temperature of exhaust (°C)	AL = LL/2 = 139 µg/s of H ₂ S	LL = 277 µg/s of H ₂ S
OD2			

APPENDIX K
EVENT AND ACTION PLAN

Event and Action Plan

Event / Action Plan for the Operational Phase Odour Monitoring

Event	Action			
	ET	IEC	ER	Contractor
Exceedance of Action Level for one sample at site boundary, ASRs or exhaust of deodourisation unit	<ul style="list-style-type: none"> Identify source/ reason of exceedance; Inform IEC and ER; Repeat measurement to confirm finding. 	<ul style="list-style-type: none"> Check with Contractor on the operating activities and implementation of odour mitigation measures; Discuss with ET and Contractor on the possible remedial actions; Advise the ER on the effectiveness of the proposed remedial measures; Supervise implementation of remedial measures. 	<ul style="list-style-type: none"> Confirm receipt of notification of exceedance in writing; Notify Contractor; Ensure remedial actions properly implemented. 	<ul style="list-style-type: none"> Carry out investigation to identify the source/reason of exceedance or complaints. Investigation shall be completed within 1 week; Rectify any unacceptable practice; Amend working methods as required; Inform ET and EPD if the cause of exceedance is considered to be caused by the project; Implement amended working methods.
Exceedance of Limit Level for one or more samples at site boundary, ASRs or exhaust of deodourisation unit	<ul style="list-style-type: none"> Notify IEC, ER, Contractor and EPD; Identify source of odour; Increase monitoring frequency; Carry out analysis of the operating activities and implementation of odour mitigation measures to determine possible mitigation to be implemented Arrange meeting with IEC and ER to discuss the remedial actions to be taken; Assess effectiveness of the remedial actions and keep IEC, EPD and ER informed of the results; Carry out odour measurement using dynamic olfactometry after implementation of remedial measures to confirm their effectiveness. 	<ul style="list-style-type: none"> Discuss amongst ET, ER and the Contractor on the potential remedial actions; Review the proposed remedial actions whenever necessary to assure their effectiveness and advise the ER accordingly; Supervise implementation of remedial measures. 	<ul style="list-style-type: none"> Confirm receipt of notification of exceedance in writing; Notify Contractor; In consultation with the ET, agree with the Contractor on the remedial measures to be implemented; Ensure remedial measures properly implemented; If exceedance continues, consider what portion of the work is responsible and instruct the Contractor to stop that portion of work until the exceedance is abated. 	<ul style="list-style-type: none"> Carry out investigation to identify the source/reason of exceedance. Investigation shall be completed within 1 week; Rectify any unacceptable practice; Amend working methods as required; Inform ET and EPD; Formulate remedial actions; Ensure amended working methods and remedial actions properly implemented; If exceedance continues, consider what portion of the work is responsible and stop that portion of work until the exceedance is abated.