CONTRACT NO: HK/2009/05

WANCHAI DEVELOPMENT PHASE II AND CENTRAL WANCHAI BYPASS SAMPLING, FIELD MEASUREMENT AND TESTING WORK (STAGE 1)

ENVIRONMENTAL PERMIT NO. EP-364/2009/A, FURTHER EVIRONMENTAL PERMIT NOS. FEP-01/364/2009, FEP-02/364/2009, FEP-03/364/2009, FEP-04/364/2009/A, FEP-05/364/2009/A, FEP-06/364/2009/A AND FEP-07/364/2009/A

QUARTERLY ENVIRONMENTAL MONITORING AND AUDIT REPORT

- DECEMBER 2010 TO FEBRUARY 2011 -

CLIENTS:

Civil Engineering and Development Department

and

Highways Department

PREPARED BY:

Lam Geotechnics Limited

11/F Centre Point
181-185 Gloucester Road,
Wanchai, H.K.

Telephone: (852) 2882-3939
Facsimile: (852) 2882-3331
E-mail: info@lamenviro.com
Website: http://www.lamenviro.com

CHECKED BY:

Raymond Dai
Environmental Team Leader

DATE:

26 March 2011

ENVIRON

Ref.: AACWBIECEM00_0_1207L.11

8 April 2011

AECOM Asia Company Limited
8/F, Tower 2
Grand Central Plaza
138 Shatin Rural Committee Road,
Shatin, New Territories,
Hong Kong

By Post and Fax (2691 2649)

Attention: Mr. Kelvin CHENG

Dear Sir,

Re: Wan Chai Development Phase II and Central-Wan Chai Bypass Quarterly Environmental Monitoring and Audit Report (December 2010 to February 2011) for EP-364/2009/A, FEP-01/364/2009, FEP-02/364/2009, FEP-03/364/2009, FEP-04/364/2009/A, FEP-05/364/2009/A, FEP-06/364/2009/A and FEP-07/364/2009/A

Reference is made to the Environmental Team's submission of the captioned Quarterly Environmental Monitoring and Audit (EM&A) Report for December 2010 to February 2011 dated 26 March 2011.

Please be informed that we have no adverse comment on the captioned submission and thereby write to verify the captioned submission.

Thank you very much for your kind attention and please do not hesitate to contact the undersigned should you have any queries.

Yours sincerely,

David Yeung
Independent Environmental Checker

c.c.	HyD	Mr. Jones Lai	by fax: 2714 5289
	CEDD	Mr. Patrick Keung	by fax: 2577 5040
	AECOM	Mr. Francis Leong / Mr. Stephen Lai	by fax: 2691 2649
	Lam	Mr. Raymond Dai	by fax: 2882 3331

Q:\Projects\AACWBIECEM00\Corr\AACWBIECEM00_0_1207L.11.doc

TABLE OF CONTENTS

1. INTRODUCTION 1

1.1 Scope of the Report 1
1.2 Structure of the Report 1

2. PROJECT BACKGROUND 2

2.1 Background 2
2.2 Scope of the Project and Site Description 2
2.3 Division of the Project Responsibility 3
2.4 Project Organization and Contact Personnel 4
2.5 Principal Work and Activities 6

3. MONITORING REQUIREMENTS 8

3.1. Noise Monitoring 8
3.2. Air Monitoring 9

4. MONITORING RESULTS 12

4.1. Noise Monitoring Results 12
4.2. Real Time Noise Monitoring Results 14
4.3. Air Monitoring Results 14
4.4. Waste Monitoring Results 16

5. COMPLIANCE AUDIT 20

5.1. Noise Monitoring 20
5.2. Air Monitoring 20
5.3. Site Audit 21
5.4. Review of the Reasons for and the Implications of Non-compliance 21
5.5. Summary of action taken in the event of and follow-up on non-compliance 21

6. COMPLAINTS, NOTIFICATION OF SUMMONS AND PROSECUTION 22

7. CUMULATIVE CONSTRUCTION IMPACT DUE TO THE CONCURRENT PROJECTS 23

8. CONCLUSION 24

LIST OF TABLES

Table I ***Principal Work Activities for Contract no. HY/2009/17***
Table II ***Principal Work Activities for Contract no. 04/HY/2006***
Table III ***Principal Work Activities for Contract no. HY/2009/18***
Table 2.1 ***Schedule 2 Designated Projects under this Project***
Table 2.2 ***Details of Individual Contracts under the Project***
Table 2.3 ***Contact Details of Key Personnel***
Table 2.4 ***Principal Work Activities for Contract no. HY/2009/17***
Table 2.5 ***Principal Work Activities for Contract no. 04/HY/2006***
Table 2.6 ***Principal Work Activities for Contract no. HY/2009/18***
Table 3.1 ***Noise Monitoring Station***
Table 3.2 ***Real Time Noise Monitoring Station***
Table 3.2 ***Air Monitoring Stations***
Table 4.1 ***Noise Monitoring Stations for Contract no. HY/2009/17***
Table 4.2 ***Noise Monitoring Station for Contract nos. 04/HY/2006 and HY/2009/18***
Table 4.3 ***Noise Monitoring Stations for Contract nos. HK/2009/01 and HK/2009/02***
Table 4.4 ***Noise Monitoring Station for Contract nos. HY/2009/15***
Table 4.5 ***Noise Monitoring Stations for Contract no. HY/2009/19***
Table 4.6 ***Real Time Noise Monitoring Station for Contract no. HY/2009/17***
Table 4.7 ***Real Time Noise Monitoring Stations for Contract no. HY/2009/19***
Table 4.8 ***Air Monitoring Stations for Contract no. HY/2009/17***
Table 4.97 ***Air Monitoring Stations for Contract no. 04/HY/2006 and HY/2009/18***
Table 4.10 ***Air Monitoring Stations for Contract no. HK/2009/01***
Table 4.11 ***Air Monitoring Station for Contract no. HK/2009/02***
Table 4.12 ***Air Monitoring Station for Contract no. HY/2009/15***
Table 4.13 ***Air Monitoring Stations for Contract no. HY/2009/19***
Table 4.14 ***Details of Waste Disposal for Contract no. HY/2009/17***
Table 4.15 ***Details of Waste Disposal for Contract no. 04/HY/2006***
Table 4.16 ***Details of Waste Disposal for Contract no. HK/2009/01***
Table 4.17 ***Details of Waste Disposal for Contract no. HK/2009/02***
Table 4.18 ***Details of Waste Disposal for Contract no. HY/2009/18***
Table 4.19 ***Details of Waste Disposal for Contract no. HY/2009/15***
Table 5.20 ***Details of Waste Disposal for Contract no. HY/2009/19***
Table 6.1 ***Cumulative Statistics on Complaints***
Table 6.2 ***Cumulative Statistics on Successful Prosecutions***

LIST OF FIGURES

Figure 2.1 Project Layout
Figure 2.2 Project Organization Chart
Figure 3.1 Locations of Environmental Monitoring Stations

LIST OF APPENDICES

Appendix 2.1 Environmental Mitigation Implementation Schedule
Appendix 3.1 Action and Limit Level
Appendix 4.1 Noise Monitoring Results and Graphical Presentations
Appendix 4.2 Real-time Noise Monitoring Results and Graphical Presentations
Appendix 4.3 Air Quality Monitoring Results and Graphical Presentations
Appendix 5.1 Event Action Plans
Appendix 6.1 Complaint Log
Appendix 8.1 Construction Programme of Individual Contracts

EXECUTIVE SUMMARY

i. This is the Environmental Monitoring and Audit (EM&A) Quarterly Report – December 2010 - February 2011 specific for Environmental Permit no. EP-364/2009/A, Further Environmental Permit nos. FEP-01/364/2009, FEP-02-364/2009, FEP-03-364/2009, FEP-04/364/2009/A, FEP-05/364/2009/A, FEP-06/364/2009/A and FEP-07/364/2009/A. The EM&A report is prepared by the Environmental Team (ET) employed under Contract No. HK/2009/05 – Wanchai Development Phase II and Central Wanchai Bypass. This report presents the environmental monitoring and audit findings and information during the period from 28th December 2010 to 27th February 2011. The cut-off date of reporting is at 27th of each reporting quarter.

ii. In the reporting period, the principal work activities of individual contracts are included as follows:

Contract no. HY/2009/17 - Central - Wan Chai Bypass (CWB) at FEHD Whitfield Depot - Advanced piling works under FEP-03/364/2009

Major construction activities for Contract no. HK/2009/17 have been commenced on 5 October 2010. During this reporting period, the principal work activities for Contract no. HY/2009/17 are summarized as below:

Table I Principal Work Activities for Contract no. HY/2009/17

December 2010	January 2011	February 2011
• Piling Works	• Piling Works.	• Piling Works.

Contract no. 04/HY/2006 – Reconstruction of Bus Terminus near Man Yiu Street and Man Kwong Street under FEP-04/364/2009/A

Major construction activities for Contract no. 04/HY/2006 have been conducted on September 2010 and were completed and Engineer's confirmation for completion of work is under processing in February 2011. During this reporting period, the preparation works and principal work activities for it are summarized as below:

Table II Principal Work Activities for Contract no. 04/HY/2006

December 2010	January 2011	February 2011
• Modification of bus bays at the bus terminus • Modification of traffic island at Man Yiu Street • Resurfacing Works at Man Kwong Street	• Modification of bus bays at the bus terminus • Modification of traffic island at Man Yiu Street • Resurfacing Works at Man Kwong Street	• Major construction activities were completed, and Engineer's confirmation for completion of work is under processing

Contract no. HY/2009/18 - Central - Wan Chai Bypass (CWB) - Central Interchange under FEP-05/364/2009/A

No major construction activity was undertaken in reporting period. Only preparation works was commenced. The preparation works for it in this reporting periods included:

Table III Principal Work Activities for Contract no. HY/2009/18

December 2010	January 2011	February 2011
• Initial record survey • Condition survey • Tree survey • Cable detection	• Condition survey / Instrumentation Manholes Survey • Cable detection and excavation of trial pit • Hoarding erection • Erection of CLC • Tree transplanting • Trial installation of coupler in CR3	• Condition survey / Instrumentation Manholes Survey • Cable detection and excavation of trial pit • Hoarding erection • Erection of CLC • Tree transplanting • Trial installation of coupler in CR3

Contract no. HK/2009/01 - Wan Chai Development Phase II - Central - Wan Chai Bypass at Hong Kong Convention and Exhibition Centre - Tunnel Works under FEP-02/364/2009

- No major construction activity was undertaken in reporting period.

Contract no. HK/2009/02 - Wan Chai Development Phase II - Central - Wan Chai Bypass at Wan Chai East (CWB Tunnel) under FEP-01/364/2009

- No major construction activity was undertaken in reporting period.

Contract no. HY/2009/15 - Central-Wanchai Bypass – Tunnel (Causeway Bay Typhoon Shelter Section) under FEP-06/364/2009/A

- No major construction activity was undertaken in reporting period.

Contract no. HY/2009/19 - Central - Wanchai Bypass Tunnel (North Point Section) and Island Eastern Corridor Link under FEP-07/364/2009/A

- No major construction activity was undertaken in reporting period.

Noise Monitoring

iii. Noise monitoring during daytime was commenced on 30 August 2010 at the International Finance Centre (eastern and western podium) on a weekly basis. No action and limit exceedances were recorded in the reporting period.

iv. Noise monitoring during daytime was commenced on 5 October 2010 at Victoria Center on a weekly basis. No action and limit exceedances were recorded in the reporting period.

v. 24-hour real time noise monitoring was commenced at FEHD Hong Kong Transport Section Whitefield Depot by 5 October 2010 for the pilling works in FEHD Whitfield Depot. No action and limit level exceedances were recorded in the reporting period during normal hour (0700 to 1900 hrs) monitoring. In contrast, exceedances were recorded scrappy through out in December during restricted hour (1900 to 2300 hrs) and nighttime (2300 to 0700 hrs on the other day) monitoring and five continuous Limit Level exceedances were recorded on 4 February 2011 due to the shooting off the Lunar New Year Fireworks. The details of exceedances can be referred to section 4.1.

Air Quality Monitoring

vi. 1-hour and 24-hour Total Suspended Particulates (TSP) monitoring was commenced on 9 September 2010 at International Finance Centre (eastern and western podium) on every six days basis. No action and limit level exceedance were recorded in the reporting period.

vii. 1-hour and 24-hour Total Suspended Particulates (TSP) monitoring was commenced 8 October 2010 at Causeway Bay Community Center on every six days basis. No action and limit level exceedance were recorded in the reporting period.

Complaints, Notifications of Summons and Successful Prosecutions

viii. No complaint was recorded in the reporting period.

1. INTRODUCTION

1.1 Scope of the Report

1.1.1. Lam Geotechnics Limited (LGL) has been appointed to work as the Environmental Team (ET) under Environmental Permit no. EP-364/2009A and Further Environmental permit nos. FEP-01/364/2009, FEP-02/364/2009, FEP-03/364/2009, FEP-04/364/2009/A, FEP-05/364/2009/A, FEP-06/364/2009/A and FEP-07/364/2009/A to implement the Environmental Monitoring and Audit (EM&A) programme as stipulated in the EM&A Manual of the approved Environmental Impact Assessment (EIA) Report for Wan Chai Development phase II and Central-Wan Chai Bypass (Register No.: AEIAR-125/2008) and in the EM&A Manual of the approved EIA Report for Central-Wan Chai Bypass and Island Eastern Corridor Link (Register No. AEIAR-014/2001).

1.1.2. This report presents the environmental monitoring and auditing work carried out in accordance to the Section 10.3 of EM&A Manual and "*Environmental Monitoring and Audit* Requirements" under Particular Specification Section 27.

1.1.3. This report documents the finding of EM&A works during the period from 28th December 2010 to 27th February 2011.

1.2 Structure of the Report

Section 1 ***Introduction*** – details the scope and structure of the report.

Section 2 ***Project Background*** – summarizes background and scope of the project, site description, project organization and contact details of key personnel during the reporting period.

Section 3 ***Monitoring Requirements*** – summarizes all monitoring parameters, monitoring locations, monitoring frequency, duration and action plan.

Section 4 ***Monitoring Results*** – summarizes the monitoring results obtained in the reporting period.

Section 5 ***Compliance Audit*** – summarizes the auditing of monitoring results, all exceedances environmental parameters.

Section 6 ***Complaints, Notification of summons and Prosecution*** – summarizes the cumulative statistics on complaints, notification of summons and prosecution

Section 7 ***Cumulative Construction Impact due to the Concurrent Projects*** – summarizes the relevant cumulative construction impact due to the concurrent activities of the concurrent Projects.

Section 8 ***Conclusion***

2. PROJECT BACKGROUND

2.1 Background

2.1.1. "Wan Chai Development phase II and Central-Wan Chai Bypass" and "Central-Wan Chai Bypass and Island Eastern Corridor Link" (hereafter called "the Project") are Designed Project (DP) under the Environmental Impact Assessment Ordinance (Cap. 499) (EIAO). The Environmental Impact Assessment (EIA) Reports for Central-Wan Chai Bypass and Island Eastern Corridor Link (Register No. AEIAR-041/2001) and Wan Chai Development phase II and Central-Wan Chai Bypass (Register No.: AEIAR-125/2008) have been approved on 31 August 2001 and 11 December 2008 respectively.

2.1.2. The key purpose of Wan Chai Development Phase II (WDII) is to provide land at Wan Chai North and North Point for construction of the Central-Wan Chai Bypass and Island Eastern Corridor Link (CWB). Land formed under the project will be developed as a world-class waterfront promenade joining that at the new Central waterfront for public enjoyment.

2.1.3. There is a compelling and present need for the CWB to provide relief to the very congested east-west Connaught Road Central/Harcourt Road / Gloucester Road Corridor (the Corridor) which is currently operating beyond its capacity. The CWB will provide relief to the existing congestion along the Corridor and cater for the anticipated growth of traffic on Hong Kong Island. Without the CWB and its access roads, there will not be sufficient capacity to serve the heavy traffic demands at both strategic and local levels.

2.2 Scope of the Project and Site Description

2.2.1. Design and Construction of Central – Wan Chai Bypass and Island Eastern Corridor Link under the Project involves the construction and operation of a trunk road and its road tunnel more than 800m in length between portals that is shown at ***Figure 2.1***.

2.2.2. The study area encompasses existing developments from Central to North Point. The scope of the Central-Wanchai Bypass (CWB) and Island Eastern Corridor Link (IECL) includes:

- A dual three-lane trunk road, approximately 4.5 km in length, and tunnel approximately 3.7 km in length defined from the connection with the existing Rumsey Street Flyover in Central, through to a connection with the existing Island Eastern Corridor to the east of the Causeway Bay Typhoon Shelter (CBTS);
- The Central Interchange near the Rumsey Street Flyover to provide road connections to the Central area;
- Tunnel control buildings and ventilation buildings;
- Slip roads to connect the CWB to the local road system in the Wan Chai North and Causeway Bay area;
- Associated road lighting, road signing, traffic control and surveillance system; and
- Other associated works.

2.2.3. The project also contains various Schedule 2 DPs that, under the EIAO, require Environmental Permits (EPs) to be granted by the DEP before they may be either constructed or operated. ***Table 2.1*** summarises the five individual DPs under this Project. ***Figure 2.1*** shows the locations of these Schedule 2 DPs.

Table 2.1 Schedule 2 Designated Projects under this Project

Item	Designated Project	EIAO Reference	Reason for inclusion
DP1	Central-Wanchai Bypass (CWB) including its road tunnel and slip roads	Schedule 2, Part I, A.1 and A.7	Trunk road and road tunnel more than 800 m in length
DP2	Road P2 and other roads which are classified as primary/district distributor roads	Schedule 2, Part I, A.1	Primary / district distributor roads
DP3	Reclamation works including associated dredging works	Schedule 2, Part I, C.1 and C.12	Reclamation more than 5 ha in size and a dredging operation less than 100 m from a seawater intake point
DP5	Wan Chai East Sewage Outfall	Schedule 2, Part I, F.5 and F.6	Submarine sewage pipelines with a total diameter more than 1,200 mm and include a submarine sewage outfall
DP6	Dredging for the Cross-harbour Water Mains from Wan Chai to Tsim Sha Tsui	Schedule 2, Part I, C.12	A dredging operation less than 100 m from a seawater intake point

2.3 Division of the Project Responsibility

2.3.1. Due to the multi-contract nature of the Project, there are a number of contracts sub-dividing the whole works area into different work areas to be commenced. Contractors of individual contracts will be required by the EP holder to apply Further Environmental Permits such that the impact monitoring stations are sub-divided accordingly to facilitate the implementation of EM&A programme and to streamline the EM&A reporting for individual FEP holders correspondingly.

2.3.2. In the reporting period, Reconstruction of Bus Terminus near Man Yiu Street and Man Kwong Street under Contract no. 04/HY/2006 was commenced on September 2010 and advance piling work at FEHD Whitfield Depot under Contract no. HY/2009/17 was commenced on 5 October 2010. The details of individual contracts are summarized in ***Table2.2***.

Table 2.2 Details of Individual Contracts under the Project

Contract No.	Contract Title	Associated DP(s)	Construction Commencement Date
HY/2009/17	Central - Wan Chai Bypass (CWB) at FEHD Whitfield Depot - Advanced piling works.	DP1	5 October 2010
HY/2009/18	Central - Wan Chai Bypass (CWB) – Central Interchange	DP1	Anticipated to be commenced in February 2011
04/HY/2006	Reconstruction of Bus Terminus near Man Yiu Street and Man Kwong Street	DP1	September 2010

Contract No.	Contract Title	Associated DP(s)	Construction Commencement Date
HK/2009/01	Wan Chai Development Phase II - Central - Wan Chai Bypass at Hong Kong Convention and Exhibition Centre - Tunnel Works	DP1, DP2	Pending
HK/2009/02	Wan Chai Development Phase II - Central - Wan Chai Bypass at Wan Chai East(CWB Tunnel) (CWB Tunnel)	DP1	Pending
HY/2009/15	Central-Wanchai Bypass – Tunnel (Causeway Bay Typhoon Shelter Section)	DP1	Pending
HY/2009/19	Central - Wanchai Bypass Tunnel (North Point Section) and Island Eastern Corridor Link	DP1	Pending

2.4 Project Organization and Contact Personnel

2.4.1. Civil Engineering and Development Department and Highways Department are the overall project controllers for the Wan Chai Development Phase II and Central-Wan Chai Bypass respectively. For the construction phase of the Project, Project Engineer, Contractor(s), Environmental Team and Independent Environmental Checker are appointed to manage and control environmental issues.

2.4.2. The proposed project organization and lines of communication with respect to environmental protection works are shown in ***Figure 2.2***. Key personnel and contact particulars are summarized in ***Table 2.3***:

Table 2.3 Contact Details of Key Personnel

Party	Role	Post	Name	Contact No.	Contact Fax
AECOM	Engineer for WDII	Principal Resident Engineer	Mr. Frankie Fan	2587 1778	2587 1877
	Engineer for CWB	Principal Resident Engineer	Mr. Peter Poon	3916 1818	3529 2829
Lam Woo & CO., LTD.	Contractor under Contract no. HY/2009/17	Project Manager	Mr. K. S. Law	9090 1378	2566 7522
		Construction Manager / Sub Agent	Mr. Joe Tsang	9725-5874	
		Site Agent	Mr. Daniel Chan	9372 0495	
		Environmental Officer	Mr. Andy Mak	6461 3065	
Chiu Hing Construction & Transportation Co. Ltd.	Contractor under Contract no. 04/HY/2006	Contract Manager	Mr. Frederick Tsui	2967 6363	2967 6366
		Senior Site Agent	Mr. Alvin Ma	2967 6363	2967 6366

Party	Role	Post	Name	Contact No.	Contact Fax
		Environmental Consultant	Mr. Jimmy Cheng	2965 0898	2556 9172
Chun Wo – Leader Joint Venture	Contractor under Contract no. HK/2009/01	Site Agent	Mr. Paul Yu	9456 9819	2634 1626
		Operation Manager	Mr. Ho Wing Tai	9306 1356	
		Construction Manager	Mr. David Wong	9653 8635	
		Construction Manager	Mr. Wilson Lau	5183 1270	
		Construction Manager	Mr. Alex Tsang	9194 9383	
		Environmental Officer (Compliance Manager)	Mr.Ho Wing Tai	9306 1356	
		Environmental Engineer	Mr. Ken Yang	9262 6791	
Chun Wo – CRGL Joint Venture	Contractor under Contract no. HK/2009/02	Project Manager	Mr. Chan Sing Cho	3658 3002	2827 9996
		Site Agent	Mr. Eric Lam	3658-3048	
		Deputy Site Agent	Mr. Anthony Wu	3658-3004	
		Environmental Officer (Compliance Manager)	Mr. Barry Leung	3658 3031	
		Environmental Engineer	Ms. Flora Ng	3658-3064	
Leighton Contractors (Asia) Limited	Contractor under Contract no. HY/2009/18	Site Agent	Mr. Brian Gillon	2214 7700	2140 6799
		Deputy Site Agent	Mr. Desmond Sze	2214 7703	
		Environmental Officer	Mr. Anfernee Chow	2214 7721	
		Environmental Supervisor	Mr. Dennis Yu	2214 7722	
China State Construction Engineering (HK) Ltd.	Contractor under Contract no. HY/2009/15	Project Manager	Mr. M Y Wong	2823 7879	2566 2192
		Site Agent	Mr. Leung Kwok Yiu	9026 8808	
		Head of construction	Mr. Simon Tang	9022 6060	
		Construction Manager	Mr. C K Kwok	9779 2162	
		Assistant Construction Manager (East)	Mr. Gene Cheung	6105 4880	

Party	Role	Post	Name	Contact No.	Contact Fax
		Assistant Construction Manager (West)	Mr. Tony Chiu	9090 0606	
		Section Agent (East)	Mr. Jason Chan	9254 1635	
		Section Agent (West)	Mr. Tang Ka Tung	9473 4771	
		Environmental Manager	Ms. Anna Yu	9473 1945	
		Environmental Officer	Mr Kelven Yip	9669 5447	
Chun Wo – CRGL Joint Venture	Contractor under Contract no. HY/2009/19	Pending	Pending	Pending	Pending
ENVIRON Hong Kong Limited	Independent Environmental Checker (IEC)	Independent Environmental Checker (IEC)	Mr. David Yeung	3743 0788	3548 6988
Lam Geotechnics Limited	Environmental Team (ET)	Environmental Team Leader (ETL)	Mr. Raymond Dai	2882 3939	2882 3331

2.5 Principal Work and Activities

2.5.1. Major construction activities for Contract no. HK/2009/17 have been commenced on 5 October 2010. During this reporting period, the principal work activities for Contract no. HY/2009/17 are summarized in **Table2.4**.

Table 2.4 Principal Work Activities for Contract no. HY/2009/17

December 2010	January 2011	February 2011
• Piling Works.	• Piling Works.	• Piling Works.

2.5.2. Major construction activities for Contract no. 04/HY/2006 have been conducted on September 2010 and were completed and Engineer's confirmation for completion of work is under processing in February 2011. The major construction works in the reporting quarter are summarized in ***Table 2.5***.

Table 2.5 Principal Work Activities for Contract no. 04/HY/2006

December 2010	January 2011	February 2011
• Modification of bus bays at the bus terminus • Modification of traffic island at Man Yiu Street • Resurfacing Works	• Modification of bus bays at the bus terminus • Modification of traffic island at Man Yiu Street • Resurfacing Works at Man Kwong Street	• All major construction activities were completed, and Engineer's confirmation for completion of work is under processing

December 2010	January 2011	February 2011
at Man Kwong Street		

2.5.3. No major construction activity was undertaken in reporting period. Only preparation works was commenced. The preparation works in the reporting quarter are summarized in ***Table 2.6***.

Table 2.6 Principal Work Activities for Contract no. HY/2009/18

December 2010	January 2011	February 2011
• Initial record survey • Condition survey • Tree survey • Cable detection	• Condition survey / Instrumentation Manholes Survey • Cable detection and excavation of trial pit • Hoarding erection • Erection of CLC • Tree transplanting • Trial installation of coupler in CR3	• Condition survey / Instrumentation Manholes Survey • Cable detection and excavation of trial pit • Hoarding erection • Erection of CLC • Tree transplanting • Trial installation of coupler in CR3

<u>Contract no. HK/2009/01 - Wan Chai Development Phase II - Central - Wan Chai Bypass at Hong Kong Convention and Exhibition Centre - Tunnel Works under FEP-02/364/2009</u>

- No major construction activity was undertaken in reporting period.

2.5.4. Contract no. HK/2009/02 - Wan Chai Development Phase II - Central - Wan Chai Bypass at Wan Chai East (CWB Tunnel) under FEP-01/364/2009

- No major construction activity was undertaken in reporting period.

2.5.5. Contract no. HY/2009/15 - Central-Wanchai Bypass – Tunnel (Causeway Bay Typhoon Shelter Section) under FEP-06/364/2009/A

- No major construction activity was undertaken in reporting period.

2.5.6. Contract no. HY/2009/19 - Central - Wanchai Bypass Tunnel (North Point Section) and Island Eastern Corridor Link under FEP-07/364/2009/A

- No major construction activity was undertaken in reporting period.

2.5.7. Implementation status of the recommended mitigation measures during this reporting period is presented in ***<u>Appendix 2.1</u>***.

3. MONITORING REQUIREMENTS

3.1. Noise Monitoring

NOISE MONITORING STATIONS

3.1.1. The noise monitoring stations for the Project are listed and shown in ***Table 3.1*** and ***Figure 3.1***. ***Appendix 3.1*** shows the established Action/Limit Levels for the monitoring works.

Table 3.1 Noise Monitoring Station

Station	Description
M1a	Harbour Road Sports Centre
M2b	Noon Gun Area
M3a	Tung Lo Wan Fire Station
M4b	Victoria Centre
M5b	City Garden
M6	HK Baptist Church Henrietta Secondary School
M7e	International Finance Centre (Eastern End of Podium)
M7w	International Finance Centre (Western End of Podium)

REAL TIME NOISE MONITORING STATIONS

3.1.2. The noise monitoring stations for the Project are listed and shown in ***Table 3.2*** and ***Figure 3.1.***. ***Appendix 3.1*** shows the established Action/Limit Levels for the monitoring works.

Table 3.2 Real Time Noise Monitoring Station

District	Station	Description
Tin Hau	RTN1	FEHD Hong Kong Transport Section Whitefield Depot
North Point	RTN2	Oil Street Community Liaison Centre

NOISE MONITORING PARAMETERS, FREQUENCY AND DURATION

3.1.3. The construction noise level shall be measured in terms of the A-weighted equivalent continuous sound pressure level (L_{eq}). $L_{eq\ (30\ minutes)}$ shall be used as the monitoring parameter for the time period between 0700 and 1900 hours on normal weekdays. For all other time periods, $L_{eq\ (5\ minutes)}$ shall be employed for comparison with the Noise Control Ordinance (NCO) criteria. Supplementary information for data auditing, statistical results such as L_{10} and L_{90} shall also be obtained for reference.

3.1.4. Noise monitoring shall be carried out at all the designated monitoring stations. The monitoring frequency shall depend on the scale of the construction activities. The following is an initial

guide on the regular monitoring frequency for each station on a weekly basis when noise generating activities are underway:

- One set of measurements between 0700 and 1900 hours on normal weekdays.

3.1.5. Real time noise shall be carried out at the designated monitoring stations. The following is an initial guide on the regular monitoring frequency for each station on a 24 hours daily basis when noise generating activities are underway:

- One set of measurements between 0700 and 1900 hours on normal weekdays.
- One set of measurements between 1900 and 2300 hours on normal weekdays and 0700 and 2300 hours on public holidays.
- One set of measurements between 2300 and 0700 hours on next day on everyday.

3.1.6. If construction works are extended to include works during the hours of 1900 – 0700 as well as public holidays and Sundays, additional weekly impact monitoring shall be carried out during respective restricted hours periods. Applicable permits under NCO shall be obtained by the Contractor.

MONITORING EQUIPMENT

3.1.7. As referred to in the Technical Memorandum ™ issued under the NCO, sound level meters in compliance with the International Electrotechnical Commission Publications 651: 1979 (Type 1) and 804: 1985 (Type 1) specifications shall be used for carrying out the noise monitoring. Immediately prior to and following each noise measurement the accuracy of the sound level meter shall be checked using an acoustic calibrator generating a known sound pressure level at a known frequency. Measurements may be accepted as valid only if the calibration level from before and after the noise measurement agree to within 1.0 dB.

3.1.8. Noise measurements shall not be made in fog, rain, wind with a steady speed exceeding 5 m/s or wind with gusts exceeding 10 m/s. The wind speed shall be checked with a portable wind speed meter capable of measuring the wind speed in m/s.

3.1.9. The sound level meter shall be checked using an acoustic calibrator generating a known sound pressure level at a known frequency before deployment to the site and during each site visit. Measurements may be accepted as valid only if the calibration level from before and after the noise measurement agree to within 1.0 dB.

3.2. Air Monitoring

AIR QUALITY MONITORING STATIONS

3.2.1. The air monitoring stations for the Project are listed and shown in ***Table 3.2*** and ***Figure 3.1***. ***Appendix 3.1*** shows the established Action/Limit Levels for the monitoring works.

Table 3.2 Air Monitoring Stations

Station ID	Monitoring Location	Description
CMA1b	Oil Street Community Liaison Centre	North Point
CMA2a	Causeway Bay Community Centre	Causeway Bay

Station ID	Monitoring Location	Description
CMA3a	Future CWB site office at Wanchai Waterfront Promenade	Causeway Bay
CMA4a	Society for the Prevention of Cruelty to Animals	Wan Chai
CMA5a	Children Playgrounds opposite to Pedestrian Plaza	Wan Chai
CMA6a	Future AECOM site office at Work Area	Wan Chai
MA1e	International Finance Centre (Eastern End of Podium)	Central
MA1w	International Finance Centre (Western End of Podium)	Central

AIR MONITORING PARAMETERS, FREQUENCY AND DURATION

3.2.2. One-hour and 24-hour TSP levels should be measured to indicate the impacts of construction dust on air quality. The 24-hour TSP levels shall be measured by following the standard high volume sampling method as set out in the Title 40 of the Code of Federal Regulations, Chapter 1 (Part 50), Appendix B.

3.2.3. All relevant data including temperature, pressure, weather conditions, elapsed-time meter reading for the start and stop of the sampler, identification and weight of the filter paper, and any other local atmospheric factors affecting or affected by site conditions, etc., shall be recorded down in detail.

3.2.4. For regular impact monitoring, the sampling frequency of at least once in every six-days, shall be strictly observed at all the monitoring stations for 24-hour TSP monitoring. For 1-hour TSP monitoring, the sampling frequency of at least three times in every six-days should be undertaken when the highest dust impact occurs.

SAMPLING PROCEDURE AND MONITORING EQUIPMENT

3.2.5. High volume samplers (HVSs) in compliance with the following specifications shall be used for carrying out the 1-hour and 24-hour TSP monitoring:

- 0.6 - 1.7 m3 per minute adjustable flow range;
- Equipped with a timing / control device with +/- 5 minutes accuracy for 24 hours operation;
- Installed with elapsed-time meter with +/- 2 minutes accuracy for 24 hours operation;
- Capable of providing a minimum exposed area of 406 cm2;
- Flow control accuracy: +/- 2.5% deviation over 24-hour sampling period;
- Equipped with a shelter to protect the filter and sampler;
- Incorporated with an electronic mass flow rate controller or other equivalent devices;
- Equipped with a flow recorder for continuous monitoring;
- Provided with a peaked roof inlet;
- Incorporated with a manometer;
- Able to hold and seal the filter paper to the sampler housing at horizontal position;
- Easily changeable filter; and

- Capable of operating continuously for a 24-hour period.

3.2.6. Initial calibration of dust monitoring equipment shall be conducted upon installation and thereafter at bi-monthly intervals. The transfer standard shall be traceable to the internationally recognized primary standard and be calibrated annually. The concern parties such as IEC shall properly document the calibration data for future reference. All the data should be converted into standard temperature and pressure condition.

3.2.7. Laboratory Measurement / Analysis

3.2.8. A clean laboratory with constant temperature and humidity control, and equipped with necessary measuring and conditioning instruments to handle the dust samples collected, shall be available for sample analysis, and equipment calibration and maintenance. The laboratory should be HOKLAS accredited.

3.2.9. Filter paper of size 8" x 10" shall be labeled before sampling. It shall be a clean filter paper with no pinholes, and shall be conditioned in a humidity-controlled chamber for over 24-hours and be pre-weighed before use for the sampling.

3.2.10. After sampling, the filter paper loaded with dust shall be kept in a clean and tightly sealed plastic bag. The filter paper shall then be returned to the laboratory for reconditioning in the humidity controlled chamber followed by accurate weighing by an electronic balance with readout down to 0.1 mg. The balance shall be regularly calibrated against a traceable standard.

3.2.11. All the collected samples shall be kept in a good condition for 6 months before disposal.

4. MONITORING RESULTS

4.0.1. The environmental monitoring will be implemented based on the division of works areas of each designed project managed under different contracts with separate FEP applied by individual contractors. Overall layout showing work areas of various contracts, latest status of work commencement and monitoring stations is shown in ***Figure 2.1*** and ***Figure 3.1***. The monitoring results are presented in according to the Individual Contract(s).

4.0.2. In the reporting period, the concurrent contracts are as follows:

- Contract no. 04/HY/2006 –Reconstruction of Bus Terminus near Man Yiu Street and Man Kwong Street under FEP-04/364/2009/A.
- Contract no. HY/2009/17 - Central - Wan Chai Bypass (CWB) at FEHD Whitfield Depot - Advanced piling works under FEP-03/364/2009

4.1. Noise Monitoring Results

Contract no. HY/2009/17 –Central - Wan Chai Bypass (CWB) at FEHD Whitfield Depot - Advanced piling works under FEP-03/364/2009

4.1.1. The proposed division of noise monitoring stations for Contract no. HY/2009/17 is summarized in ***Table 4.1*** below:

Table 4.1 Noise Monitoring Stations for Contract no. HY/2009/17

Station	Description
M4b	Victoria Centre

4.1.2. No action and limit exceedance was recorded during day time and restricted hour period in the reporting period. Noise monitoring results measured in this reporting period are reviewed and summarized. Noise monitoring results measured in this reporting period are reviewed and summarized. Details of graphical presentation can be referred in ***Appendix 4.1***.

Contract no. 04/HY/2006 – Reconstruction of Bus Terminus near Man Yiu Street and Man Kwong Street under FEP-04/364/2009/A and Contract no. HY/2009/18 - Central - Wan Chai Bypass (CWB) – Central Interchange under FEP-05/364/2009/A

4.1.3. The commencement of major construction works for Contract no. 04/HY/2006 by September 2010 and no major construction work was commenced by Contract no. HY/2009/18 in the reporting period. The proposed division of noise monitoring stations are summarized in ***Table 4.2*** below.

Table 4.2 Noise Monitoring Station for Contract nos. 04/HY/2006 and HY/2009/18

Station	Description
M7e	International Finance Centre (Eastern End of Podium)

M7w	International Finance Centre (Western End of Podium)

4.1.4. No exceedance was recorded in the reporting period. Noise monitoring results measured in this reporting period are reviewed and summarized. Details of noise monitoring results and graphical presentation can be referred in ***Appendix 4.1***.

4.1.5. The commencement of major construction works for Contract no. HY/2009/18 under FEP-05/364/2009A is pending. Only preparation works was commenced in the reporting period.

4.1.6. Contract no. HK/2009/01 - Wan Chai Development Phase II - Central - Wan Chai Bypass at Hong Kong Convention and Exhibition Centre - Tunnel Works under FEP-02/364/2009 and Contract no. HK/2009/02 - Wan Chai Development Phase II - Central - Wan Chai Bypass at Wan Chai East (CWB Tunnel) under FEP-01/364/2009

4.1.7. The commencement of construction works for Contract no. HK/2009/01 and HK/2009/02 under FEP-02/364/2009 and FEP-01/364/2009 respectively are pending. The proposed division of air monitoring stations are summarized in ***Table 4.3*** below.

Table 4.3 Noise Monitoring Stations for Contract nos. HK/2009/01 and HK/2009/02

Station	Description
M1a	Harbour Road Sports Centre

Contract no. HY/2009/15 - Central-Wanchai Bypass – Tunnel (Causeway Bay Typhoon Shelter Section) under FEP-06/364/2009/A

4.1.8. The commencement of construction works for Contract no. under FEP-06/364/2009/A is pending. The proposed division of noise monitoring stations are summarized in in ***Table 4.4*** below.

Table 4.4 Noise Monitoring Station for Contract nos. HY/2009/15

Station	Description
M2b	Noon Gun Area
M3a	Tung Lo Wan Fire Station

4.1.9. The commencement of construction works for Contract no. HY/2009/19 under FEP-07/364/2009/A is pending. The proposed division of noise monitoring stations are summarized in ***Table 4.5*** below.

Table 4.5 Noise Monitoring Stations for Contract no. HY/2009/19

Station	Description
M3a	Tung Lo Wan Fire Station
M4b	Victoria Centre

M5b	City Garden
M6	HK Baptist Church Henrietta Secondary School

4.2. Real Time Noise Monitoring Results

Contract no. HY/2009/17 –Central - Wan Chai Bypass (CWB) at FEHD Whitfield Depot - Advanced piling works under FEP-03/364/2009 and Contract no. HY/2009/19 - Central - Wanchai Bypass Tunnel (North Point Section) and Island Eastern Corridor Link under FEP-07/364/2009/A

4.2.1. The proposed division of real time noise monitoring stations are summarized in ***Table 4.6*** below. Real time noise monitoring for the piling works under contract no. HY/2009/17 was commenced on 5 October 2010.

Table 4.6 Real Time Noise Monitoring Station for Contract no. HY/2009/17

District	Description
Tin Hau	FEHD Hong Kong Transport Section Whitefield Depot

4.2.2. No action and limit level exceedances were recorded in the reporting period during normal hour (0700 to 1900 hrs) monitoring. In contrast, exceedances were recorded scrappy through out in December during restricted hour (1900 to 2300 hrs) and nighttime (2300 to 0700 hrs on the other day) monitoring and five continuous Limit Level exceedances were recorded on 4 February 2011 due to the shooting off the Lunar New Year Fireworks. Details of real time noise monitoring results and graphical presentation can be referred to ***Appendix 4.2***

4.2.3. The proposed division of noise monitoring stations are summarized in ***Table 4.7*** below. Real time noise monitoring for major construction works under contract no. HY/2009/19 is pending.

Table 4.7 Real Time Noise Monitoring Stations for Contract no. HY/2009/19

Location ID	District	Description
RTN1	Tin Hau	FEHD Hong Kong Transport Section Whitefield Depot
RTN2	North Point	Oil Street Community Liaison Center

4.3. Air Monitoring Results

Contract no. HY/2009/17 –Central - Wan Chai Bypass (CWB) at FEHD Whitfield Depot - Advanced piling works under FEP-03/364/2009

4.3.1. The proposed division of air monitoring stations are summarized in ***Table 4.8*** below. Air monitoring for the piling works under contract no. HY/2009/17 was commenced on 8 October 2010.

Table 4.8 Air Monitoring Stations for Contract no. HY/2009/17

Station	Description

CMA2a	Causeway Bay Community Centre

4.3.2. No exceedance was recorded in the reporting period. Air quality monitoring results measured in this reporting period are reviewed and summarized. Details of air monitoring results and graphical presentation can be referred in ***Appendix 4.3.***

Contract no. 04/HY/2006 – Reconstruction of Bus Terminus near Man Yiu Street and Man Kwong Street under FEP-04/364/2009/A and Contract no. HY/2009/18 - Central - Wan Chai Bypass (CWB) – Central Interchange under FEP-05/364/2009/A

4.3.3. The proposed division of air monitoring stations are summarized in ***Table 4.9*** below.

Table 4.97 Air Monitoring Stations for Contract no. 04/HY/2006 and HY/2009/18

Station	Description
MA1e	International Finance Centre (Eastern End of Podium)
MA1w	International Finance Centre (Western End of Podium)

4.3.4. No exceedance was recorded in the reporting period. Air quality monitoring results measured in this reporting period are reviewed and summarized. Details of air monitoring results and graphical presentation can be referred in ***Appendix 4.3***.

4.3.5. The commencement of major construction works for Contract no. HY/2009/18 under FEP-05/364/2009A is pending. Only preparation works was commenced in the reporting period.

Contract no. HK/2009/01 - Wan Chai Development Phase II - Central - Wan Chai Bypass at Hong Kong Convention and Exhibition Centre - Tunnel Works under FEP-02/364/2009

4.3.6. Air quality monitoring will be commenced depending on the commencement of work for Contract no. HK/2009/01 under FEP-02/364/2009. The proposed division of air monitoring stations are summarized in ***Table 4.10*** below.

Table 4.10 Air Monitoring Stations for Contract no. HK/2009/01

Station	Description
CMA5a	Children Playgrounds opposite to Pedestrian Plaza

Contract no. HK/2009/02 - Wan Chai Development Phase II - Central - Wan Chai Bypass at Wan Chai East (CWB Tunnel) under FEP-01/364/2009

4.3.7. Air quality monitoring will be commenced depending on the commencement of work for Contract no. HK/2009/02 under FEP-01/364/2009. The proposed division of air monitoring stations are summarized in ***Table 4.11*** below.

Table 4.11 Air Monitoring Station for Contract no. HK/2009/02

Station	Description
CMA4a	Society for the Prevention of Cruelty to Animals

Contract no. HY/2009/15 - Central-Wanchai Bypass – Tunnel (Causeway Bay Typhoon Shelter Section) under FEP-06/364/2009/A

4.3.8. Air quality monitoring will be commenced depending on the commencement of work for Contract no. HY/2009/15 under FEP-06/364/2009/A. The proposed division of air monitoring stations are summarized in ***Table 4.12*** below.

Table 4.12 Air Monitoring Station for Contract no. HY/2009/15

Station	Description
CMA3a	CWB site office at Wanchai Waterfront Promenade

4.3.9. Air quality monitoring will be commenced depending on the commencement of work for Contract no. HY/2009/19 under FEP-07/364/2009/A. The proposed division of air monitoring stations are summarized in ***Table 4.13*** below.

Table 4.13 Air Monitoring Stations for Contract no. HY/2009/19

Station	Description
CMA1b	Oil St Community Liaison Centre
CMA2a	Causeway Bay Community Centre

4.4. Waste Monitoring Results

Contract no. HY/2009/17 –Central - Wan Chai Bypass (CWB) at FEHD Whitfield Depot - Advanced piling works under FEP-03/364/2009

4.4.1. Inert C&D waste was recycled in the reporting period. Details of the waste flow table are summarized in ***Table 4.14***

Table 4.14 Details of Waste Disposal for Contract no. HY/2009/17

Waste Type	Quantity this quarter, m^3	Cumulative Quantity-to-Date, m^3	Disposal / Dumping Grounds
Inert C&D materials disposed	NIL	NIL	N/A
Inert C&D materials recycled	621.58	1354.82	N/A
Non-inert C&D materials disposed	NIL	NIL	N/A
Non-inert C&D materials recycled	NIL	NIL	N/A
Chemical waste disposed	N/A	N/A	N/A

Contract no. 04/HY/2006 – Reconstruction of Bus Terminus near Man Yiu Street and Man Kwong Street under FEP-04/364/2009/A

4.4.2. Inert C&D waste was disposed of in this reporting period. Details of the waste flow table are summarized in ***Table 4.15.***

Table 4.15 Details of Waste Disposal for Contract no. 04/HY/2006

Waste Type*	Quantity this quarter, m^3	Cumulative-to-Date. m^3	Disposal / Dumping Grounds
Inert C&D materials disposed	152.6	1288.5	Chai Wan and T.K.O. 137
Inert C&D materials recycled	NIL	NIL	N/A
Non-inert C&D materials disposed	NIL	NIL	N/A
Non-inert C&D materials recycled	NIL	NIL	N/A
Chemical waste disposed	NIL	NIL	N/A

Contract nos. HK/2009/01 - Wan Chai Development Phase II - Central - Wan Chai Bypass at Hong Kong Convention and Exhibition Centre - Tunnel Works under FEP-02/364/2009

4.4.3. No inert and non-inert C&D waste was disposed of in this reporting period. Details of the waste flow table are summarized in ***Table 4.16***.

Table 4.16 Details of Waste Disposal for Contract no. HK/2009/01

Waste Type*	Quantity this quarter, m^3	Cumulative-to-Date. m^3	Disposal / Dumping Grounds
Inert C&D materials disposed	NIL	NIL	N/A
Inert C&D materials recycled	NIL	NIL	N/A
Non-inert C&D materials disposed	NIL	NIL	N/A
Non-inert C&D materials recycled	NIL	NIL	N/A
Chemical waste disposed	NIL	NIL	N/A

Contract no. HK/2009/02 - Wan Chai Development Phase II - Central - Wan Chai Bypass at Wan Chai East (CWB Tunnel) under FEP-01/364/2009

4.4.4. No inert and no-inert C&D waste was disposed of in this reporting period. Details of the waste flow table are summarized in ***Table 4.17***.

Table 4.17 Details of Waste Disposal for Contract no. HK/2009/02

Waste Type*	Quantity this quarter, m^3	Cumulative-to-Date. m^3	Disposal / Dumping Grounds
Inert C&D materials disposed	NIL	NIL	N/A

Waste Type*	Quantity this quarter, m^3	Cumulative-to-Date. m^3	Disposal / Dumping Grounds
Inert C&D materials recycled	NIL	NIL	N/A
Non-inert C&D materials disposed	NIL	NIL	N/A
Non-inert C&D materials recycled	NIL	NIL	N/A
Chemical waste disposed	NIL	NIL	N/A

Contract no. HY/2009/18 - Central - Wan Chai Bypass (CWB) – Central Interchange under FEP-05/364/2009/A

4.4.5. Non-Inert C&D waste was disposed of in this reporting period. Details of the waste flow table are summarized in ***Table 4.18***.

Table 4.18 Details of Waste Disposal for Contract no. HY/2009/18

Waste Type*	Quantity this quarter, m^3	Cumulative-to-Date. m^3	Disposal / Dumping Grounds
Inert C&D materials disposed	NIL	NIL	N/A
Inert C&D materials recycled	NIL	NIL	N/A
Non-inert C&D materials disposed	41.0	41.0	SENT Landfill
Non-inert C&D materials recycled	NIL	NIL	N/A
Chemical waste disposed	NIL	NIL	N/A

Contract no. HY/2009/15 - Central-Wanchai Bypass – Tunnel (Causeway Bay Typhoon Shelter Section) under FEP-06/364/2009/A

4.4.6. No inert and no-inert C&D waste was disposed of in this reporting period. Details of the waste flow table are summarized in ***Table 4.19***.

Table 4.19 Details of Waste Disposal for Contract no. HY/2009/15

Waste Type*	Quantity this quarterly, m^3	Cumulative-to-Date. m^3	Disposal / Dumping Grounds
Inert C&D materials disposed	NIL	NIL	N/A
Inert C&D materials recycled	NIL	NIL	N/A
Non-inert C&D materials disposed	NIL	NIL	N/A
Non-inert C&D materials recycled	NIL	NIL	N/A
Chemical waste disposed	NIL	NIL	N/A

4.4.7. No inert and no-inert C&D waste was disposed of in this reporting period. Details of the waste flow table are summarized in ***Table 5.20***.

Table 5.20 Details of Waste Disposal for Contract no. HY/2009/19

Waste Type*	Quantity this quarterly, m^3	Cumulative-to-Date. m^3	Disposal / Dumping Grounds
Inert C&D materials disposed	NIL	NIL	N/A
Inert C&D materials recycled	NIL	NIL	N/A
Non-inert C&D materials disposed	NIL	NIL	N/A
Non-inert C&D materials recycled	NIL	NIL	N/A
Chemical waste disposed	NIL	NIL	N/A

5. COMPLIANCE AUDIT

5.0.1. The Event Action Plan for construction noise and air quality are presented in ***Appendix 5.1***.

5.1. Noise Monitoring

Contract no. HY/2009/17 – Central - Wan Chai Bypass (CWB) at FEHD Whitfield Depot - Advanced piling works under FEP-03/364/2009

5.1.1. No exceedance was recorded in the reporting period.

Contract no. 04/HY/2006 – Reconstruction of Bus Terminus near Man Yiu Street and Man Kwong Street under FEP-04/364/2009/A

5.1.2. No exceedance was recorded in the reporting period.

Contract no. HY/2009/18 - Central - Wan Chai Bypass (CWB) – Central Interchange under FEP-05/364/2009/A

5.1.3. No noise monitoring was undertaken in the reporting period.

Contract nos. HK/2009/01 - Wan Chai Development Phase II - Central - Wan Chai Bypass at Hong Kong Convention and Exhibition Centre - Tunnel Works and HK/2009/02 - Wan Chai Development Phase II - Central - Wan Chai Bypass at Wan Chai East(CWB Tunnel)

5.1.4. No noise monitoring was undertaken in the reporting period.

Contract no. HY/2009/15 - Central-Wanchai Bypass – Tunnel (Causeway Bay Typhoon Shelter Section) FEP-06/364/2009/A

5.1.5. No noise monitoring was undertaken in the reporting period.

Contract no. HY/2009/19 - Central - Wanchai Bypass Tunnel (North Point Section) and Island Eastern Corridor Link under FEP-07/364/2009/A

5.1.6. No noise monitoring was undertaken in the reporting period.

5.2. Air Monitoring

Contract no. HY/2009/17 – Central - Wan Chai Bypass (CWB) at FEHD Whitfield Depot - Advanced piling works under FEP-03/364/2009

5.2.1. No exceedance was recorded in the reporting period.

Contract no. 04/HY/2006 – Reconstruction of Bus Terminus near Man Yiu Street and Man Kwong Street under FEP-04/364/2009/A

5.2.2. No exceedance was recorded in the reporting period.

Contract no. HY/2009/18 - Central - Wan Chai Bypass (CWB) – Central Interchange under FEP-05/364/2009/A

5.2.3. No air quality monitoring was undertaken in the reporting period.

Contract nos. HK/2009/01 - Wan Chai Development Phase II - Central - Wan Chai Bypass at Hong Kong Convention and Exhibition Centre - Tunnel Works and HK/2009/02 - Wan Chai Development Phase II - Central - Wan Chai Bypass at Wan Chai East(CWB Tunnel)

5.2.4. No air quality monitoring was undertaken in the reporting period.

Contract no. HY/2009/15 - Central-Wanchai Bypass – Tunnel (Causeway Bay Typhoon

Shelter Section) FEP-06/364/2009/A

5.2.5. No air quality monitoring was undertaken in the reporting period.

Contract no. HY/2009/19 - Central - Wanchai Bypass Tunnel (North Point Section) and Island Eastern Corridor Link under FEP-07/364/2009/A

5.2.6. No air quality monitoring was undertaken in the reporting period.

5.3. Real Time Noise Monitoring

Contract no. HY/2009/17 – Central - Wan Chai Bypass (CWB) at FEHD Whitfield Depot - Advanced piling works under FEP-03/364/2009

No action and limit level exceedances were recorded in the reporting period during normal hour (0700 to 1900 hrs) monitoring. In contrast, exceedances were recorded scrappy through out in December during restricted hour (1900 to 2300 hrs) and nighttime (2300 to 0700 hrs on the other day) monitoring and five continuous Limit Level exceedances were recorded on 4 February 2011 due to the shooting off the Lunar New Year Fireworks. The exceedances were considered non-projected related.

Contract no. HY/2009/19 - Central - Wanchai Bypass Tunnel (North Point Section) and Island Eastern Corridor Link under FEP-07/364/2009/A

5.3.1. No real time noise monitoring was undertaken in the reporting period.

5.4. Site Audit

5.4.1. There was no non-compliance from the site audits in the reporting period. During environmental site inspections conducted during the reporting quarter, minor deficiencies were noted. However, the Contractor rectified all deficiencies after receipt of notification.

5.5. Review of the Reasons for and the Implications of Non-compliance

5.5.1. No project-related non-compliance from monitoring was recorded in the reporting period.

5.6. Summary of action taken in the event of and follow-up on non-compliance

5.6.1. There was no particular action taken since no project-related non-compliance was recorded from the site audits and environmental monitoring in the reporting period.

6. COMPLAINTS, NOTIFICATION OF SUMMONS AND PROSECUTION

6.0.1. No complaint was recorded in the reporting period. The details of cumulative complaint log and summary of complaints are presented in ***Appendix 6.1***.

6.0.2. No notification of summons or prosecution was received in the reporting period. Cumulative statistic on complaints and successful prosecutions are summarized in ***Table 6.1*** and ***Table 6.2*** respectively.

Table 6.1 Cumulative Statistics on Complaints

Reporting Period	No. of Complaints
Commencement Works (Sep – Nov 2010) up to last reporting quarter	0
Dec 2010 – Feb 2011	0
Project-to-Date	**0**

Table 6.2 Cumulative Statistics on Successful Prosecutions

Environmental Parameters	Cumulative No. Brought Forward	No. of Successful Prosecutions this quarter (Offence Date)	Cumulative No. Project-to-Date
Air	-	0	0
Noise	-	0	0
Waste	-	0	0
Total	**-**	**0**	**0**

7. CUMULATIVE CONSTRUCTION IMPACT DUE TO THE CONCURRENT PROJECTS

7.0.1. According to Condition 3.4 of the EP-364/2009/A, this section addresses the relevant cumulative construction impact due to the concurrent activities of the current projects including the Central Reclamation Phase III (CRIII), Wan Chai Development Phase II (WWDII), Central-WanChai Bypass (CWB) and Island Eastern Corridor Link projects (IECL).

7.0.2. According to the construction programme of Wan Chai Development Phase II, Central-Wan Chai Bypass and Island Eastern Corridor Link projects, the major construction activity under Wan Chai Development Phase II was the filling works at North Point Reclamation Stage 1(NPR1), dredging works at Wan Chai Reclamation Stage 1(WCR1), Advanced piling works at FEHD Whitfield Depot and cross-harbour water mains in the reporting period. The major environmental impact was water quality impact at North Point and Wan Chai. Land-based construction activity was only the modification works of bus terminus near Man Yiu Street and Man Kwong Street under CWB and advance piling works at FEHD Whitfield Depot in the reporting period.

7.0.3. The major environmental impacts generated from the Central Reclamation Phase III were located along the coastline of Central and Admiralty while modification works of bus terminus near Man Yiu Street and Man Kwong Street under CWB and advanced piling works at FEHD Whitfield Depot were undertaken in the reporting period. No significant air, noise impact were anticipated in the reporting period. Besides, no environmental monitoring exceedance was recorded from the Project in the reporting period. Thus, it is evaluated that the cumulative construction impact from the concurrent projects including Wan Chai Development Phase II and Central Reclamation Phase III was insignificant.

8. CONCLUSION

8.0.1. The EM&A programme was carried out in accordance with the EM&A Manual requirements, minor alterations to the programme proposed were made in response to changing circumstances.

8.0.2. No exceedance, non-compliances were noted and no prosecutions were received during the reporting quarter.

8.0.3. Major construction works for Contract no. 04/HY/2006 were completed in February 2011 and Engineer's confirmation for completion of work is under processing in this reporting period.

8.0.4. The construction programmes of individual contracts are provided in ***Appendix 8.1***.

Figure 2.1

Project Layout

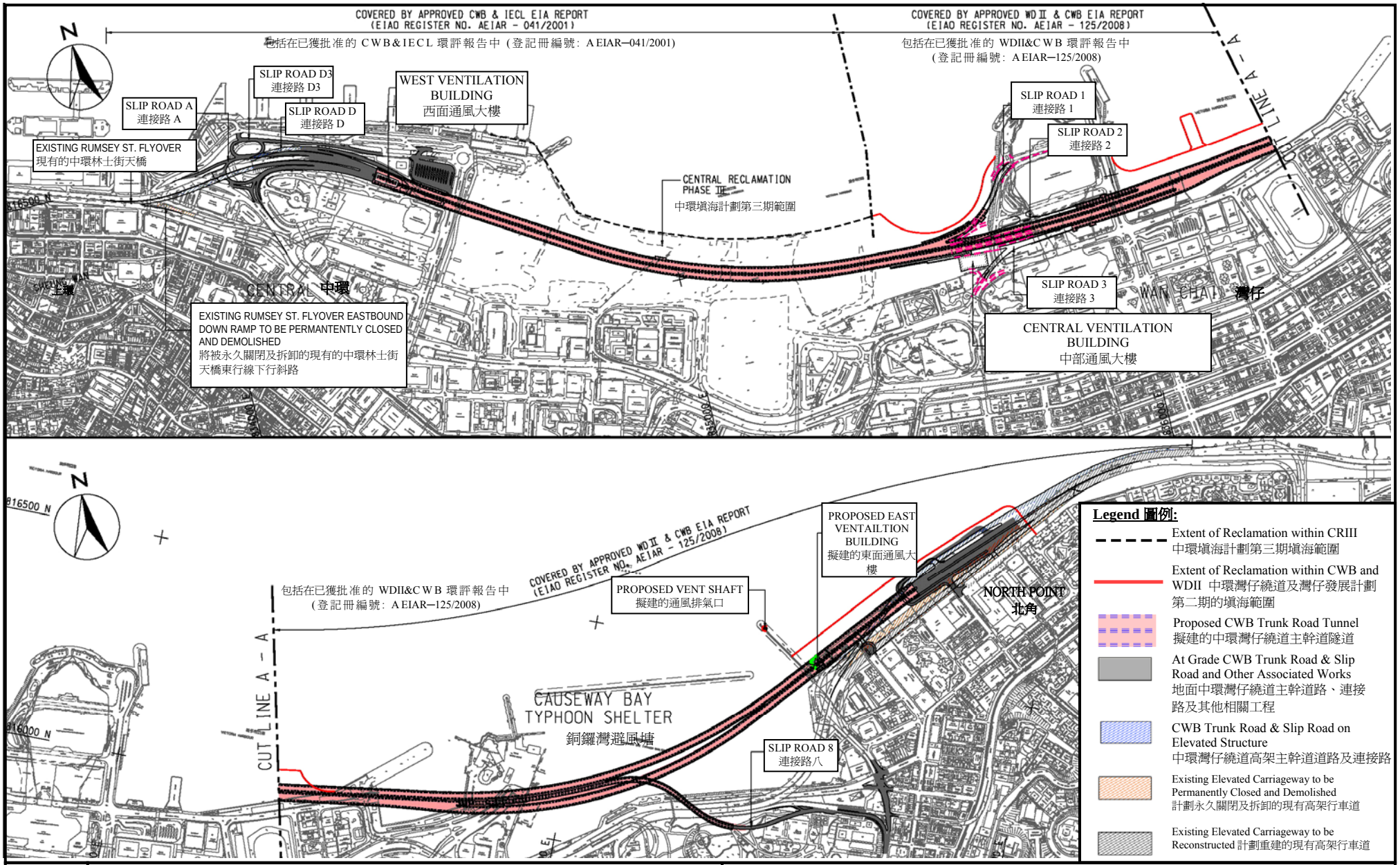

Project Title: Central-Wanchai Bypass (CWB) Including Its Road Tunnel and Slip Roads
工程項目名稱 : 中環灣仔繞道包括其行車隧道及連接路

Environmental Permit No. : EP-364/2009/A
環境許可證編號 : EP-364/2009/A

Figure 1: Location of the Project
圖 1: 工程項目位置

(This figure was prepared based on Figure 1.1 of the Application for Environmental Permit (Application No.: AEP-364/2009))
(本圖是根據環境許可證的申請(申請書編號 AEP-364/2009 圖 1.1 編製)

1. Co-ordinates are relative to Hong Kong Metric Grid (1980)

Legend:

REV.	DATE	DESCRIPTION	CHK.BY	AUTH.BY

Highways Department 路政署
Major Works Project Management Office

CENTRAL - WAN CHAI BYPASS AND IEC LIN

PWP ITEM NO. 工務計劃項目編號 579 TH K

Project:
CENTRAL – WAN CHAI BYPASS –FEHD WHITFIELD DEPOT RE-PROVISIONING WORKS

AECOM

Drawing Title
PILING PLAN FOR MODIFIED ICE BRIDGE

Contractor
LAM WOO & COMPANY LIMITED

DRAWING NO. 0020
SURVEY DATE 12-06-2010
DRAWN BY KENG
CHECKED BY
SCALE 1:1000 *SHEET* 1

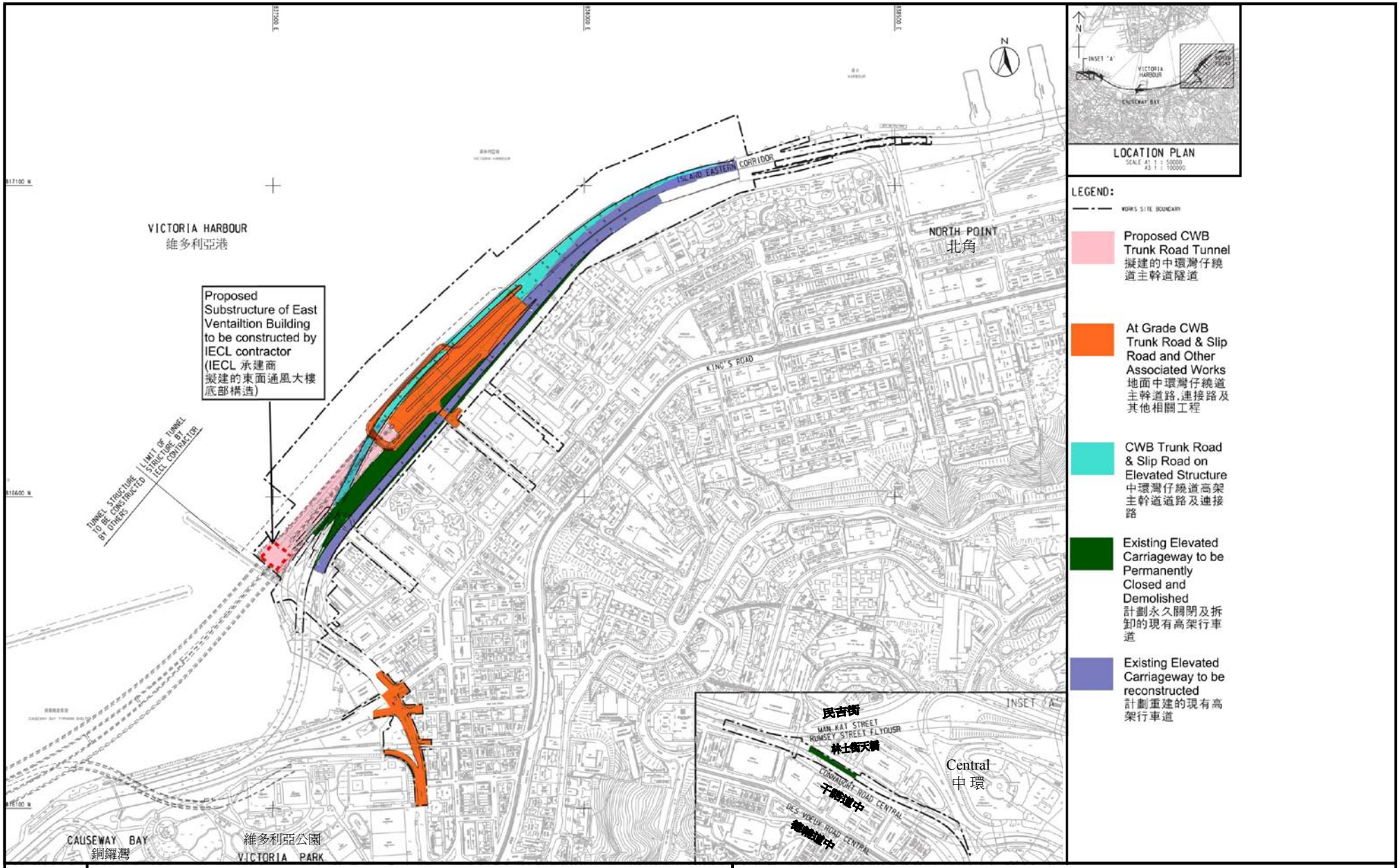

Project Title: Central-Wanchai Bypass (CWB) – Tunnel (North Point Section) and Island Eastern Corridor Link
工程項目名稱: 中環灣仔繞道—北角段隧道及東區走廊連接路
Environmental Permit No. : FEP-07-364/2009/A
環境許可證編號 : FEP-07-364/2009/A

Figure 1b: General Layout Plan
圖 1b: 工程項目佈局圖

(This figure was prepared based on Sketch No.60095653/IEC/DF0006 of Application for Further Environmental Permit (Application No.: FEP-120/2011))
(本圖是根據申請新的環境許可證 (申請書編號 FEP-120/2011) 圖 60095653/IEC/DF0006 編製)

Figure 2.2

Project Organization Chart

Project Organization Chart

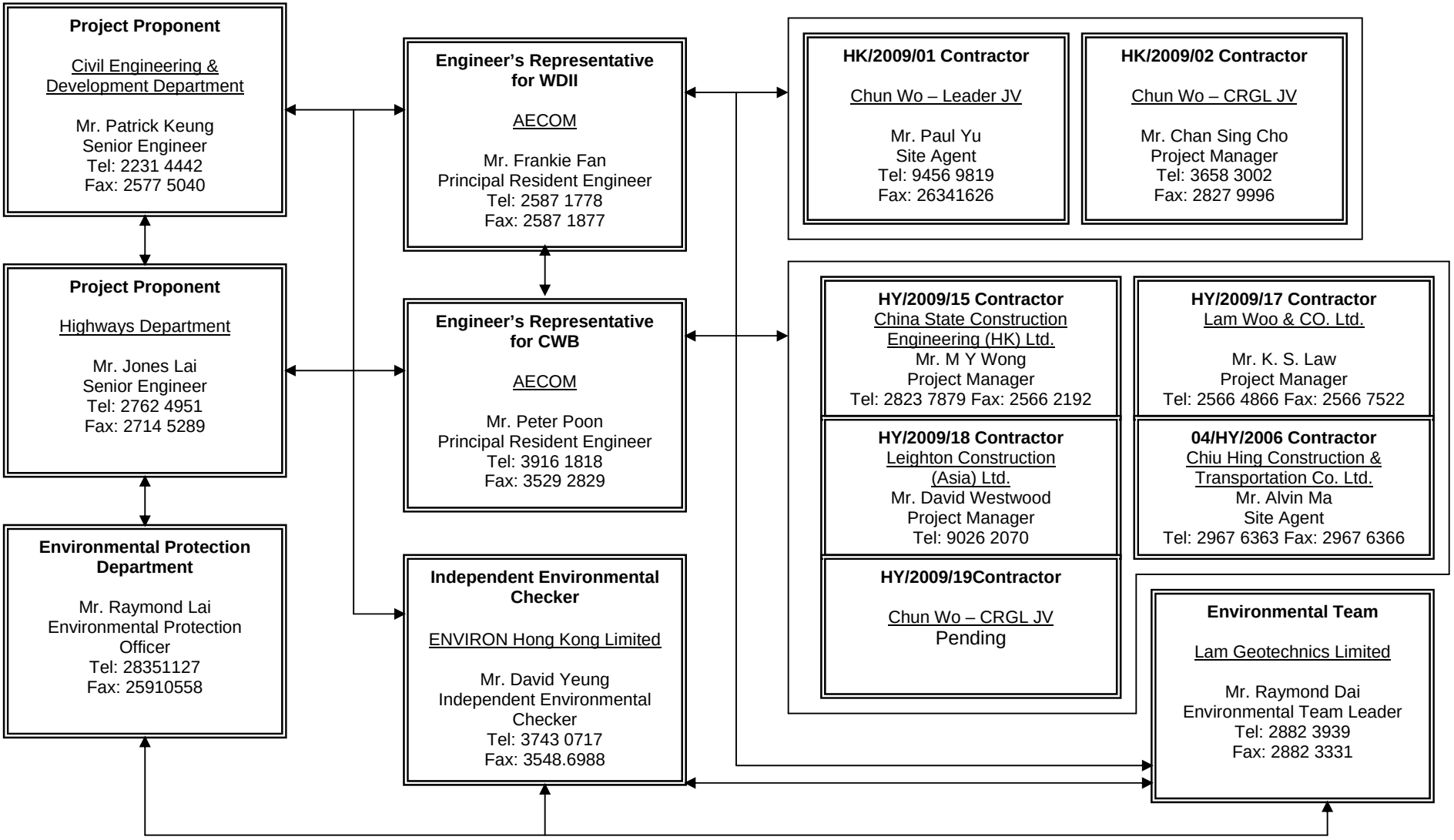

Figure 3.1

Locations of Monitoring Stations

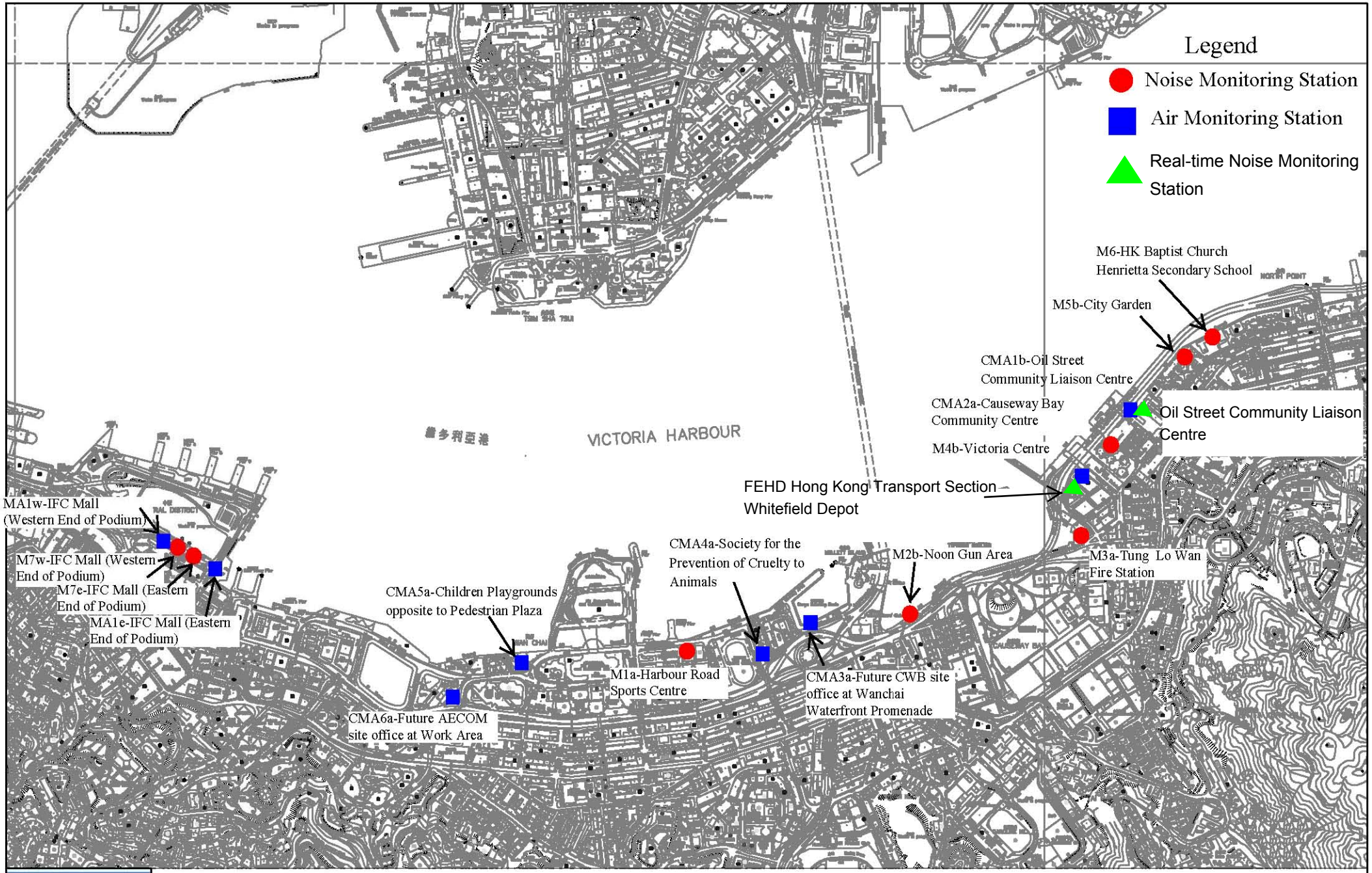

Lam

Location plan of Environmental Monitoring Stations

Appendix 2.1

Environmental Mitigation Implementation Schedule

IMPLEMENTATION SCHEDULE OF THE PROPOSED MITIGATION MEASURES

Table A.1 Implementation Schedule for Air Quality Control

WDII & CWB EIA Report Ref	Environmental Protection Measures / Mitigation Measures	Location / Timing	Implementation Agent	Implementation Stages*				Relevant Legislation and Guidelines
				Des	C	O	Dec	
Construction Phase								
S3.6.5	Four times a day watering of the work site with active operations.	Work site / during construction	Contractor		√			EIAO-TM
S3.8.1	Implementation of dust suppression measures stipulated in Air Pollution Control (Construction Dust) Regulation. The following mitigation measures, good site practices and a comprehensive dust monitoring and audit programme are recommended to minimise cumulative dust impacts. • Strictly limit the truck speed on site to below 10 km per hour and water spraying to keep the haul roads in wet condition; • Watering during excavation and material handling; • Provision of vehicle wheel and body washing facilities at the exit points of the site, combined with cleaning of public roads where necessary; and • Tarpaulin covering of all dusty vehicle loads transported to, from and between site locations.	Work site / during construction	Contractor		√			
Operational Phase								
S3.6.53 – S3.6.54	The design parameters of the East and Central Ventilation Buildings as set in Tables 3.10 and 3.11 of Volume 1 of the WDII & CWB EIA Report.	East and Central Ventilation Buildings / During operation of the Trunk Road	HyD			√		
S3.10.2	Air quality monitoring for the operation performance of the East Ventilation Building and associated East Vent Shaft will be conducted.	East Vent Shaft / During operation of the East Ventilation Building and associated East Vent Shaft	HyD			√		EIAO-TM

* Des - Design, C - Construction, O – Operation, and Dec - Decommissioning

Table A.2 Implementation Schedule for Noise Control

WDII & CWB EIA Report Ref	Environmental Protection Measures / Mitigation Measures	Location / Timing	Implementation Agent	Implementation Stages*				Relevant Legislation and Guidelines
				Des	C	O	Dec	
Construction Phase								
S4.9.3	Good Site Practice: • Only well-maintained plant shall be operated on-site and plant shall be serviced regularly during the construction program. • Silencers or mufflers on construction equipment shall be utilized and shall be properly maintained during the construction program. • Mobile plant, if any, shall be sited as far away from NSRs as possible. • Machines and plant (such as trucks) that may be in intermittent use shall be shut down between works periods or shall be throttled down to a minimum. • Plant known to emit noise strongly in one direction shall, wherever possible, be orientated so that the noise is directed away from the nearby NSRs. • Material stockpiles and other structures shall be effectively utilized, wherever practicable, in screening noise from on-site construction activities.	Work Sites / During Construction	Contractor		√			EIAO-TM, NCO
S4.8.1 – S4.8.11	Use of quiet powered mechanical equipment, movable noise barrier and temporary noise barrier for the following tasks: • Slip road 8 tunnel • Construction of diaphragm wall and substructures of the tunnel approach ramp • Excavation • Construction of slabs • Backfill	Work Sites / During Construction	Contractor		√			EIAO-TM, NCO

WDII & CWB EIA Report Ref	Environmental Protection Measures / Mitigation Measures	Location / Timing	Implementation Agent	Implementation Stages*				Relevant Legislation and Guidelines
				Des	C	O	Dec	
	• Demolition and construction of substructures for the IEC • Demolition works of existing piers and crossheads of the marine section of the existing IEC Use of PME grouping for the following tasks: • At-grade road construction • Substructure for IECL connection							
Operation Phase								
S4.8.12 – S4.8.23	For Existing NSRs • about 235m length of noise semi-enclosure with transparent panel covering the westbound slip road from the IEC • about 230m length of noise semi-enclosure with transparent panel covering the main carriageways (eastbound and westbound) of the CWB and IEC • about 135m length of 5.5m high cantilevered noise barrier with 4.5m cantilever inclined at 45° with transparent panel on the eastbound slip road to the IEC (amended under EP-364/2009/A) • about 95m length of 5.5m high cantilevered noise barrier with 1m cantilever inclined at 45° with transparent panel on the eastbound slip road to the IEC • about 350m length of 3.5m high vertical noise barrier with transparent panel on the eastbound slip road to the IEC • low noise road surfacing for the trunk road (except tunnel section and beneath the landscaped deck at the eastern portal area)) with speed limit of 70 km/hour	Near North Point / Before commencement of operation of road project	HyD	√	√	√		EIAO-TM

WDII & CWB EIA Report Ref	Environmental Protection Measures / Mitigation Measures	Location / Timing	Implementation Agent	Implementation Stages*				Relevant Legislation and Guidelines
				Des	C	O	Dec	
	For Future/Planned NSRs • about 265m length of noise semi-enclosure with transparent panel covering the westbound slip road from the IEC	In between the Electric Centre (next to City Garden) and CDA(1) site / Before occupation of Planned NSRs in CDA and CDA(1) sites.	HyD	√	√ #			
	• The openable windows of the temple, if any, should be orientated so as to avoid direct line of sight to the existing Victoria Park Road as far as practicable.	Near Causeway Bay Fire Station / During detailed design of the re-provisioned Tin Hau Temple	Project Proponent for the re-provisioned Tin Hau Temple	√				

* Des - Design, C - Construction, O – Operation, and Dec - Decommissioning

\# Only the steel frame for this section of noise semi-enclosure would be erected in advance during the construction of the westbound slip road.

Table A.4 Implementation Schedule for Waste Management

WDII & CWB EIA Report Ref	Environmental Protection Measures / Mitigation Measures	Location / Timing	Implementation Agent	Implementation Stages*				Relevant Legislation and Guidelines
				Des	C	O	Dec	
Construction Phase								
S6.5.14	***Floating Refuse*** During the construction phase, the project proponent's contractor will be responsible for the collection of any refuse within their works area. Floating booms will be provided on the water surface to confine the refuse from the working barges as well as to avoid the accumulation of pollutants within temporary embayment as mentioned in Table D9.3.	Work site / During the construction period	Contractor		√			
S6.6.1	*Good Site Practices* Recommendations for good site practices during the construction activities include: • nomination of an approved person, such as a site manager, to be responsible for good site practices, arrangements for collection and effective disposal to an appropriate facility, of all wastes generated at the site; • training of site personnel in proper waste management and chemical waste handling procedures; • provision of sufficient waste disposal points and regular collection for disposal; • appropriate measures to minimise windblown litter and dust during transportation of waste by either covering trucks or by transporting wastes in enclosed containers; • regular cleaning and maintenance programme for drainage systems, sumps and oil interceptors; and • a recording system for the amount of wastes generated, recycled and disposed of (including the disposal sites).	Work site / During the construction period	Contractor		√			Waste Disposal Ordinance (Cap.354)

WDII & CWB EIA Report Ref	Environmental Protection Measures / Mitigation Measures	Location / Timing	Implementation Agent	Implementation Stages*				Relevant Legislation and Guidelines
				Des	C	O	Dec	
S6.6.2	*Waste Reduction Measures* Waste reduction is best achieved at the planning and design stage, as well as by ensuring the implementation of good site practices. Recommendations to achieve waste reduction include: • segregation and storage of different types of waste in different containers, skips or stockpiles to enhance reuse or recycling of materials and their proper disposal; • to encourage collection of aluminium cans, PET bottles and paper, separate labelled bins shall be provided to segregate these wastes from other general refuse generated by the work force; • any unused chemicals or those with remaining functional capacity shall be recycled; • use of reusable non-timber formwork, such as in casting the tunnel box sections, to reduce the amount of C&D material. • prior to disposal of C&D waste, it is recommended that wood, steel and other metals shall be separated for re-use and / or recycling to minimise the quantity of waste to be disposed of to landfill; • proper storage and site practices to minimise the potential for damage or contamination of construction materials; and • plan and stock construction materials carefully to minimise amount of waste generated and avoid unnecessary generation of waste.	Work site / During planning and design stage, and construction stage	Contractor	√	√			

WDII & CWB EIA Report Ref	Environmental Protection Measures / Mitigation Measures	Location / Timing	Implementation Agent	Implementation Stages*				Relevant Legislation and Guidelines
				Des	C	O	Dec	
S6.6.4	*General Refuse* General refuse shall be stored in enclosed bins or compaction units separate from C&D material. A licensed waste collector shall be employed by the contractor to remove general refuse from the site, separately from C&D material. A collection area shall be provided where wastes can be stored and loaded prior to removal from site. An enclosed and covered area is recommended to reduce the occurrence of 'wind blow' light material.	Work site / During the construction period	Contractor		√			Public Health and Municipal Services Ordinance (Cap. 132)
S6.6.5	*Chemical Wastes* After use, chemical wastes (for example, cleaning fluids, solvents, lubrication oil and fuel) shall be handled according to the Code of Practice on the Packaging, Labelling and Storage of Chemical Wastes. Spent chemicals shall be collected by a licensed collector for disposal at the CWTF or other licensed facility in accordance with the Waste Disposal (Chemical Waste) (General) Regulation.	Work site / During the construction period	Contractor		√			Waste Disposal (Chemical Waste) (General) Regulation Code of Practice on the Packaging, Labelling and Storage of Chemical Wastes
S6.6.6	*Construction and Demolition Material* C&D material shall be sorted on-site into inert C&D material (that is, public fill) and C&D waste. All the suitable inert C&D material shall be broken down to 250 mm in size for reuse as public fill in the WDII reclamation. C&D waste, such as wood, glass, plastic, steel and other metals shall be reused or recycled and, as a last resort, disposed of to landfill. A suitable area shall be designated to facilitate the sorting process and a temporary stockpiling area will be required for the separated materials.	Work site / During the construction period	Contractor		√			ETWB TCW No. 33/2002, 31/2004, 19/2005

WDII & CWB EIA Report Ref	Environmental Protection Measures / Mitigation Measures	Location / Timing	Implementation Agent	Implementation Stages*				Relevant Legislation and Guidelines
				Des	C	O	Dec	
S6.6.7	In order to monitor the disposal of public fill and C&D waste at public fill reception facilities and landfills, respectively, and to control fly tipping, a trip-ticket system shall be included as one of the contractual requirements and implemented by the Environmental Team undertaking the environmental monitoring and audit work. An Independent Environment Checker shall be responsible for auditing the results of the system.	Work site / During the construction period	Contractor and Independent Environmental Checker		√			ETWB TCW No. 31/2004
S6.6.8	*Bentonite Slurry* The disposal of residual used bentonite slurry shall follow the good practice guidelines stated in ProPECC PN 1/94 "Construction Site Drainage" and listed as follows: • If the disposal of a certain residual quantity cannot be avoided, the used slurry may be disposed of at the marine spoil grounds subject to obtaining a marine dumping licence from EPD on a case-by-case basis. • If the used bentonite slurry is intended to be disposed of through the public drainage system, it shall be treated to the respective effluent standards applicable to foul sewers, storm drains or the receiving waters as set out in the Technical Memorandum of Standards for Effluents Discharged into Drainage and Sewerage Systems, Inland and Coastal Waters. • If the used bentonite slurry is intended to be disposed to public fill reception facilities, it will be mixed with dry soil on site before disposal.	Work site / During the construction period	Contractor		√			ProPECC PN 1/94

* Des - Design, C - Construction, O – Operation, and Dec - Decommissioning

Table A.5 Implementation Schedule for Land Contamination

WDII & CWB EIA Report Ref	Environmental Protection Measures / Mitigation Measures	Location / Timing	Implementation Agent	Implementation Stages*				Relevant Legislation and Guidelines
				Des	C	O	Dec	
Construction and Operation Phase								
S.7.1.1	As no potential contaminative land uses were identified within the Study Area, adverse land contamination impacts associated with the construction and operation of the Project is not expected. As such, environmental protection and mitigation measures are considered not necessary and will not be covered in this EM&A Manual.	-	-					-

* Des - Design, C - Construction, O – Operation, and Dec - Decommissioning

Table A.7 Implementation Schedule for Landscape and Visual

WDII & CWB EIA Report Ref	Environmental Protection Measures / Mitigation Measures		Location / Timing	Implementation Agent	Implementation Stages*				Relevant Legislation and Guidelines
					Des	C	O	Dec	
Construction Phase									
Table 10.5	CM1	Topsoil, where identified, shall be stripped and stored for re-use in the construction of the soft landscape works, where practical.	Work site / During Construction Phase	Contractor	√	√			EIAO TM
Table 10.5	CM2	Existing trees to be retained on site shall be carefully protected during construction.	Work site / During Construction Phase	Contractor	√	√			EIAO TM
Table 10.5	CM3	Trees unavoidably affected by the works shall be transplanted where practical.	Work site / During Construction Phase	Contractor	√	√			EIAO TM
Table 10.5	CM4	Compensatory tree planting shall be provided to compensate for felled trees.	Work site / During Construction Phase	Contractor	√	√			EIAO TM
Table 10.5	CM5	Control of night-time lighting.	Work site / During Construction Phase	Contractor		√			EIAO TM
Table 10.5	CM6	Erection of decorative screen hoarding compatible with the surrounding setting.	Work site / During Construction Phase	Contractor		√			EIAO TM
Operation Phase									
Table 10.6, Figure 10.5.1-10.5.5	OM1	Aesthetic design of buildings and road-related structures, including viaducts, vent buildings, subways, footbridges and noise barriers and enclosure.	Work site / During Design Stage and Operation Phases	HyD	√	√	√		ETWB TCW 2/2004
Table 10.6, Figure 10.5.1-10.5.5	OM3	Buffer Tree and Shrub Planting to screen proposed roads and associated structures.	Work site / During Design Stage and Operation Phases	HyD	√	√	√		ETWB TCW 2/2004
Table 10.6, Figure 10.5.1-10.5.5	OM5	Aesthetic streetscape design.	Work site / During Design Stage and Operation Phases	HyD	√	√	√		ETWB TCW 2/2004
Table 10.6, Figure 10.5.1-10.5.5	OM6	Aesthetic design of roadside amenity areas.	Work site / During Design Stage and Operation Phases	HyD	√	√	√		ETWB TCW 2/2004

*Des - Design, C - Construction, O – Operation, and Dec - Decommissioning

Appendix 3.1

Action and Limit Level

Action and Limit Level

Action and Limit Level for Noise Monitoring

Time Period	Action Level	Limit Level
07:00 – 19:00 hours on normal weekdays	When one documented complaint is received.	75 dB(A)[Note 1]

Action and Limit Level for Real Time Noise Monitoring

Time Period	Action Level	Limit Level
07:00 – 19:00 hours on normal weekdays	When one documented complaint is received.	75 dB(A)[Note 2]
19:00 – 23:00 hours on normal weekdays and public holiday	When one documented complaint is received.	70 dB(A)[Note 3]
23:00 – 07:00 at next day on everyday	When one documented complaint is received.	65 db(A)

Note 1:

- *70dB(A) and 65 dB(A) for schools during normal teaching periods and school examination periods, respectively.*

If works are to be carried out during the restricted hours, the conditions stipulated in the Construction Noise Permit (CNP) issued by the Noise Control Authority have to be followed.

Note 2:

- *70dB(A) and 65 dB(A) for schools during normal teaching periods and school examination periods, respectively.*

Note 3:

- *If works are to be carried out during the restricted hours, the conditions stipulated in the Construction Noise Permit (CNP) issued by the Noise Control Authority have to be followed.*

Action and Limit Level for Air Monitoring

Monitoring Location	1-hour TSP Level in $\mu g/m^3$		24-hour TSP Level in $\mu g/m^3$	
	Action Level	Limit Level	Action Level	Limit Level
CMA1a	320.1	500	176.7	260
CMA2a	323.4	500	169.5	260
CMA3	311.3	500	171.0	260
CMA4a	312.5	500	171.2	260
CMA5	332.0	500	181.0	260
CMA6	300.1	500	187.3	260
MA1e	325.1	500	173.4	260
MA1w	325.1	500	173.4	260

-

Appendix 4.1

Noise Monitoring Results and Graphical Presentations

Noise Monitoring Result

Day Time (0700 - 1900hrs on normal weekdays)

Location: M7e - International Finance Centre (Eastern End of Podium)

Date	Time	Weather	Measurement Noise Level			Baseline Level	Construction Noise Level	Limit Level
			Leq	L10	L90	Leq	Leq	Leq
			Unit: dB(A), (30-min)					
30/11/10	08:35	Fine	68.7	70.9	65.0	-	69	75
06/12/10	09:07	Fine	68.9	70.9	65.5	-	69	75
14/12/10	08:48	Cloudy	67.8	69.4	64.0	-	68	75
21/12/10	08:54	Cloudy	68.0	69.9	64.5	-	68	75

Location: M7w - International Finance Centre (Western End of Podium)

Date	Time	Weather	Measurement Noise Level			Baseline Level	Construction Noise Level	Limit Level
			Leq	L10	L90	Leq	Leq	Leq
			Unit: dB(A), (30-min)					
30/11/10	09:13	Fine	66.4	68.2	63.5	-	66	75
06/12/10	09:46	Fine	65.8	67.6	63.3	-	66	75
14/12/10	09:26	Cloudy	65.3	66.8	63.3	-	65	75
21/12/10	09:31	Cloudy	68.0	66.5	64.8	-	68	75

Noise Monitoring Result

Day Time (0700 - 1900hrs on normal weekdays)

Location: M4b - Victoria Centre

Date	Time	Weather	Measurement Noise Level			Baseline Noise Level	Construction Noise Level	Limit Level
			Leq	L10	L90	Leq	Leq	Leq
			Unit: dB(A), (30min)					
30/11/10	13:42	Fine	70.1	71.5	68.5	-	70	75
06/12/10	13:40	Sunny	71.4	72.8	70.0	-	71	75
14/12/10	13:39	Fine	69.6	71.1	67.4	-	70	75
21/12/10	13:38	Fine	71.0	72.0	68.6	-	71	75

Noise Monitoring Result

Day Time (0700 - 1900hrs on normal weekdays)

Location: M7e - International Finance Centre (Eastern End of Podium)

Date	Time	Weather	Measurement Noise Level			Baseline Level	Construction Noise Level	Limit Level
			Leq	L10	L90	Leq	Leq	Leq
			Unit: dB(A), (30-min)					
29/12/10	08:50	Fine	68.1	70.3	64.4	-	68	75
04/01/11	08:49	Cloudy	67.3	69.5	64.3	-	67	75
12/01/11	08:47	Cloudy	68.3	70.4	65.1	-	68	75
18/01/11	09:10	Cloudy	68.5	71.2	64.5	-	69	75
25/01/11	08:56	Hazy	67.3	69.4	64.1	-	67	75

Location: M7w - International Finance Centre (Western End of Podium)

Date	Time	Weather	Measurement Noise Level			Baseline Level	Construction Noise Level	Limit Level
			Leq	L10	L90	Leq	Leq	Leq
			Unit: dB(A), (30-min)					
29/12/10	09:28	Fine	65.5	67.3	63.0	-	66	75
04/01/11	09:29	Cloudy	67.0	68.5	64.2	-	67	75
12/01/11	08:08	Cloudy	67.5	69.4	63.0	-	68	75
18/01/11	09:45	Fine	66.7	68.8	63.6	-	67	75
25/01/11	09:32	Hazy	66.6	68.7	63.7	-	67	75

Noise Monitoring Result

Day Time (0700 - 1900hrs on normal weekdays)

Location: M4b - Victoria Centre

Date	Time	Weather	Measurement Noise Level			Baseline Noise Level	Construction Noise Level	Limit Level
			Leq	L10	L90	Leq	Leq	Leq
			Unit: dB(A), (30min)					
29/12/10	13:42	Sunny	70.0	71.6	67.6	-	70	75
04/01/11	13:46	Cloudy	73.9	77.2	70.6	-	74	75
12/01/11	13:10	Cloudy	74.4	76.2	70.3	-	74	75
18/01/11	13:38	Sunny	73.6	76.8	69.4	-	74	75
25/01/11	13:40	Sunny	72.9	75.0	69.8	-	73	75

Noise Monitoring Result

Day Time (0700 - 1900hrs on normal weekdays)

Location: M7e - International Finance Centre (Eastern End of Podium)

Date	Time	Weather	Measurement Noise Level			Baseline Level	Construction Noise Level	Limit Level
			Leq	L10	L90	Leq	Leq	Leq
			Unit: dB(A), (30-min)					
01/02/11	08:36	Cloudy	67.5	69.8	63.6	-	68	75
08/02/11	08:34	Fine	67.4	69.3	64.1	-	67	75
15/02/11	09:05	Cloudy	70.8	73.2	66.9	-	71	75
22/02/11	08:34	Cloudy	72.1	75.0	67.2	-	72	75

Location: M7w - International Finance Centre (Western End of Podium)

Date	Time	Weather	Measurement Noise Level			Baseline Level	Construction Noise Level	Limit Level
			Leq	L10	L90	Leq	Leq	Leq
			Unit: dB(A), (30-min)					
01/02/11	08:01	Cloudy	65.9	69.0	61.3	-	66	75
08/02/11	08:00	Fine	67.1	69.8	62.0	-	67	75
15/02/11	09:50	Cloudy	66.9	68.8	64.0	-	67	75
22/02/11	09:10	Cloudy	66.6	68.4	64.0	-	67	75

Noise Monitoring Result

Day Time (0700 - 1900hrs on normal weekdays)

Location: M4b - Victoria Centre

Date	Time	Weather	Measurement Noise Level			Baseline Noise Level	Construction Noise Level	Limit Level
			Leq	L10	L90	Leq	Leq	Leq
			Unit: dB(A), (30min)					
01/02/11	11:31	Cloudy	67.1	68.6	64.8	-	67	75
08/02/11	11:36	Fine	67.4	69.1	65.1	-	67	75
17/02/11	14:57	Cloudy	71.1	73.2	68.5	-	71	75
22/02/11	13:39	Cloudy	69.3	70.6	67.1	-	69	75

Graphic Presentation of Noise Monitoring Result

Day Time (0700 - 1900hrs on normal weekdays)

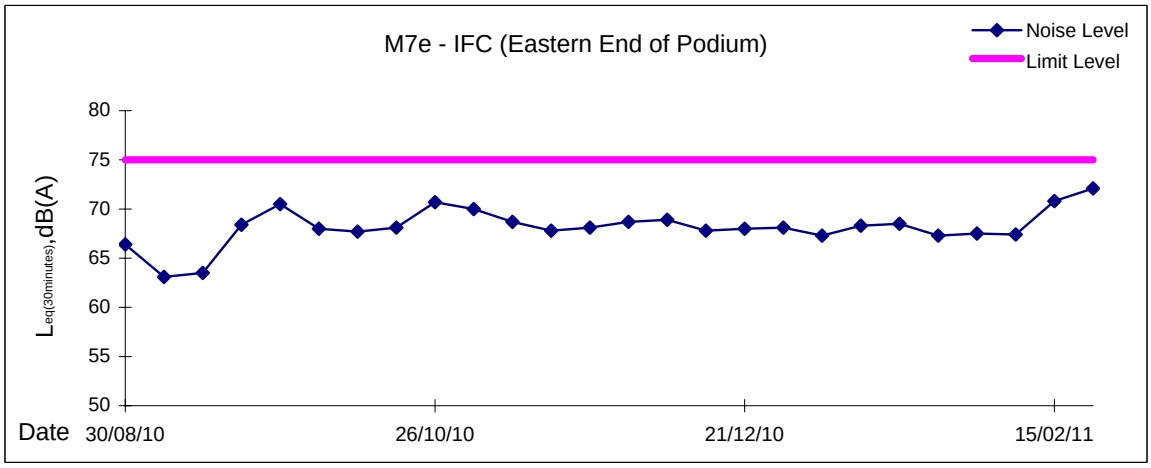

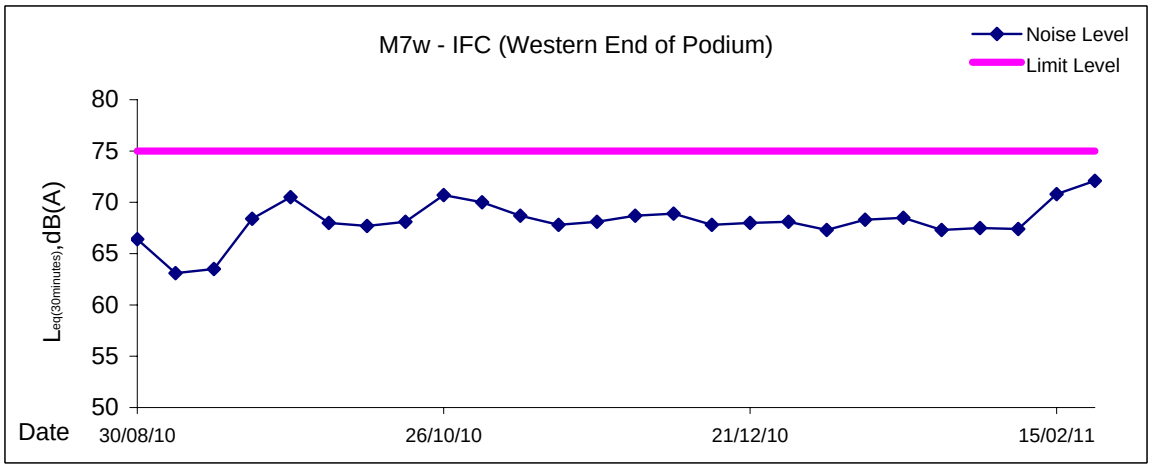

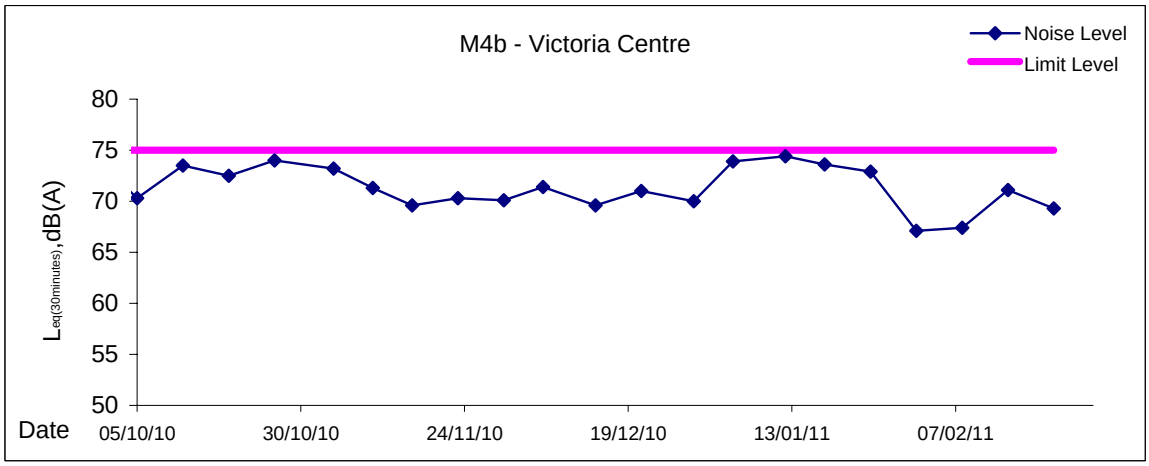

Appendix 4.2

Real Time Noise *Monitoring Results and Graphical Presentations*

Real-time Noise Data RTN1 (FEHD Hong Kong Transport Section Whitefield Depot)

Normal Day 07:00-19:00

29/11/2010 07:00 62.1	03/12/2010 13:30 69.0	09/12/2010 08:30 67.6	14/12/2010 15:30 66.5	20/12/2010 10:30 67.7	24/12/2010 17:30 65.2
29/11/2010 07:30 64.0	03/12/2010 14:00 69.0	09/12/2010 09:00 67.8	14/12/2010 16:00 66.7	20/12/2010 11:00 66.8	24/12/2010 18:00 64.4
29/11/2010 08:00 63.5	03/12/2010 14:30 67.7	09/12/2010 09:30 67.5	14/12/2010 16:30 66.2	20/12/2010 11:30 66.7	24/12/2010 18:30 67.1
29/11/2010 08:30 65.4	03/12/2010 15:00 67.6	09/12/2010 10:00 67.1	14/12/2010 17:00 67.0	20/12/2010 12:00 63.7	
29/11/2010 09:00 70.8	03/12/2010 15:30 67.7	09/12/2010 10:30 67.2	14/12/2010 17:30 66.2	20/12/2010 12:30 62.7	Normal Day 19:00-23:00,
29/11/2010 09:30 64.9	03/12/2010 16:00 66.7	09/12/2010 11:00 66.7	14/12/2010 18:00 64.3	20/12/2010 13:00 64.4	Sunday & Holiday 07:00-23:00
29/11/2010 10:00 67.4	03/12/2010 16:30 67.9	09/12/2010 11:30 64.3	14/12/2010 18:30 63.5	20/12/2010 13:30 70.1	28/11/2010 07:00 60.6
29/11/2010 10:30 69.5	03/12/2010 17:00 66.5	09/12/2010 12:00 65.0	15/12/2010 07:00 64.9	20/12/2010 14:00 68.2	28/11/2010 07:05 56.1
29/11/2010 11:00 66.2	03/12/2010 17:30 64.1	09/12/2010 12:30 64.7	15/12/2010 07:30 65.4	20/12/2010 14:30 67.4	28/11/2010 07:10 61.3
29/11/2010 11:30 66.3	03/12/2010 18:00 64.5	09/12/2010 13:00 67.3	15/12/2010 08:00 65.0	20/12/2010 15:00 67.4	28/11/2010 07:15 59.7
29/11/2010 12:00 62.9	03/12/2010 18:30 63.9	09/12/2010 13:30 68.4	15/12/2010 08:30 68.1	20/12/2010 15:30 67.3	28/11/2010 07:20 61.0
29/11/2010 12:30 65.3	04/12/2010 07:00 65.3	09/12/2010 14:00 68.2	15/12/2010 09:00 68.2	20/12/2010 16:00 66.1	28/11/2010 07:25 57.0
29/11/2010 13:00 66.7	04/12/2010 07:30 66.4	09/12/2010 14:30 70.5	15/12/2010 09:30 68.6	20/12/2010 16:30 66.4	28/11/2010 07:30 59.6
29/11/2010 13:30 64.9	04/12/2010 08:00 68.9	09/12/2010 15:00 68.5	15/12/2010 10:00 69.9	20/12/2010 17:00 66.3	28/11/2010 07:35 61.4
29/11/2010 14:00 66.1	04/12/2010 08:30 69.3	09/12/2010 15:30 66.9	15/12/2010 10:30 69.1	20/12/2010 17:30 66.1	28/11/2010 07:40 55.6
29/11/2010 14:30 65.7	04/12/2010 09:00 68.7	09/12/2010 16:00 67.1	15/12/2010 11:00 67.8	20/12/2010 18:00 65.6	28/11/2010 07:45 59.5
29/11/2010 15:00 68.3	04/12/2010 09:30 69.1	09/12/2010 16:30 67.0	15/12/2010 11:30 66.7	20/12/2010 18:30 63.6	28/11/2010 07:50 55.6
29/11/2010 15:30 67.0	04/12/2010 10:00 68.4	09/12/2010 17:00 67.1	15/12/2010 12:00 65.1	21/12/2010 07:00 64.1	28/11/2010 07:55 56.6
29/11/2010 16:00 66.2	04/12/2010 10:30 68.7	09/12/2010 17:30 65.4	15/12/2010 12:30 65.2	21/12/2010 07:30 65.5	28/11/2010 08:00 62.4
29/11/2010 16:30 68.3	04/12/2010 11:00 68.8	09/12/2010 18:00 64.6	15/12/2010 13:00 67.1	21/12/2010 08:00 67.4	28/11/2010 08:05 60.8
29/11/2010 17:00 69.0	04/12/2010 11:30 67.3	09/12/2010 18:30 63.9	15/12/2010 13:30 67.7	21/12/2010 08:30 65.7	28/11/2010 08:10 55.1
29/11/2010 17:30 66.8	04/12/2010 12:00 67.1	10/12/2010 07:00 65.1	15/12/2010 14:00 68.2	21/12/2010 09:00 70.0	28/11/2010 08:15 58.9
29/11/2010 18:00 65.7	04/12/2010 12:30 67.6	10/12/2010 07:30 65.9	15/12/2010 14:30 66.9	21/12/2010 09:30 68.4	28/11/2010 08:20 59.8
29/11/2010 18:30 63.9	04/12/2010 13:00 68.3	10/12/2010 08:00 64.9	15/12/2010 15:00 67.6	21/12/2010 10:00 68.5	28/11/2010 08:25 56.7
30/11/2010 07:00 62.0	04/12/2010 13:30 68.8	10/12/2010 08:30 66.1	15/12/2010 15:30 67.2	21/12/2010 10:30 68.9	28/11/2010 08:30 57.2
30/11/2010 07:30 63.1	04/12/2010 14:00 69.0	10/12/2010 09:00 68.1	15/12/2010 16:00 68.7	21/12/2010 11:00 72.0	28/11/2010 08:35 55.3
30/11/2010 08:00 64.6	04/12/2010 14:30 68.4	10/12/2010 09:30 67.8	15/12/2010 16:30 66.9	21/12/2010 11:30 67.6	28/11/2010 08:40 57.7
30/11/2010 08:30 65.6	04/12/2010 15:00 67.2	10/12/2010 10:00 68.6	15/12/2010 17:00 66.6	21/12/2010 12:00 65.9	28/11/2010 08:45 57.3
30/11/2010 09:00 69.0	04/12/2010 15:30 70.4	10/12/2010 10:30 67.7	15/12/2010 17:30 65.6	21/12/2010 12:30 66.2	28/11/2010 08:50 58.8
30/11/2010 09:30 65.1	04/12/2010 16:00 70.0	10/12/2010 11:00 67.2	15/12/2010 18:00 64.6	21/12/2010 13:00 67.2	28/11/2010 08:55 60.1
30/11/2010 10:00 69.3	04/12/2010 16:30 68.8	10/12/2010 11:30 66.4	15/12/2010 18:30 63.5	21/12/2010 13:30 67.8	28/11/2010 09:00 56.2
30/11/2010 10:30 67.1	04/12/2010 17:00 65.1	10/12/2010 12:00 64.1	16/12/2010 07:00 66.7	21/12/2010 14:00 68.3	28/11/2010 09:05 56.9
30/11/2010 11:00 66.0	04/12/2010 17:30 63.8	10/12/2010 12:30 63.5	16/12/2010 07:30 66.3	21/12/2010 14:30 67.1	28/11/2010 09:10 55.9
30/11/2010 11:30 64.0	04/12/2010 18:00 63.6	10/12/2010 13:00 67.2	16/12/2010 08:00 65.6	21/12/2010 15:00 70.2	28/11/2010 09:15 58.4
30/11/2010 12:00 64.2	04/12/2010 18:30 63.8	10/12/2010 13:30 67.8	16/12/2010 08:30 67.9	21/12/2010 15:30 66.9	28/11/2010 09:20 60.6
30/11/2010 12:30 66.0	06/12/2010 07:00 65.6	10/12/2010 14:00 67.8	16/12/2010 09:00 66.6	21/12/2010 16:00 66.1	28/11/2010 09:25 55.3
30/11/2010 13:00 67.2	06/12/2010 07:30 64.4	10/12/2010 14:30 67.4	16/12/2010 09:30 69.4	21/12/2010 16:30 66.9	28/11/2010 09:30 54.5
30/11/2010 13:30 67.7	06/12/2010 08:00 68.3	10/12/2010 15:00 67.6	16/12/2010 10:00 70.5	21/12/2010 17:00 69.3	28/11/2010 09:35 56.4
30/11/2010 14:00 67.8	06/12/2010 08:30 67.7	10/12/2010 15:30 68.4	16/12/2010 10:30 70.6	21/12/2010 17:30 67.8	28/11/2010 09:40 55.1
30/11/2010 14:30 68.1	06/12/2010 09:00 69.8	10/12/2010 16:00 67.8	16/12/2010 11:00 70.4	21/12/2010 18:00 67.1	28/11/2010 09:45 55.4
30/11/2010 15:00 68.9	06/12/2010 09:30 69.1	10/12/2010 16:30 68.5	16/12/2010 11:30 69.9	21/12/2010 18:30 70.3	28/11/2010 09:50 59.3
30/11/2010 15:30 69.5	06/12/2010 10:00 69.1	10/12/2010 17:00 69.0	16/12/2010 12:00 67.5	22/12/2010 07:00 60.2	28/11/2010 09:55 56.4
30/11/2010 16:00 69.2	06/12/2010 10:30 68.6	10/12/2010 17:30 65.6	16/12/2010 12:30 68.6	22/12/2010 07:30 59.8	28/11/2010 10:00 54.0
30/11/2010 16:30 68.9	06/12/2010 11:00 69.3	10/12/2010 18:00 64.6	16/12/2010 13:00 69.0	22/12/2010 08:00 59.6	28/11/2010 10:05 57.7
30/11/2010 17:00 68.5	06/12/2010 11:30 68.9	10/12/2010 18:30 63.0	16/12/2010 13:30 71.1	22/12/2010 08:30 58.5	28/11/2010 10:10 55.6
30/11/2010 17:30 68.7	06/12/2010 12:00 66.3	11/12/2010 07:00 64.5	16/12/2010 14:00 70.7	22/12/2010 09:00 58.7	28/11/2010 10:15 50.9
30/11/2010 18:00 68.4	06/12/2010 12:30 66.7	11/12/2010 07:30 65.2	16/12/2010 14:30 69.3	22/12/2010 09:30 58.6	28/11/2010 10:20 58.0
30/11/2010 18:30 66.7	06/12/2010 13:00 69.9	11/12/2010 08:00 66.6	16/12/2010 15:00 68.9	22/12/2010 10:00 59.0	28/11/2010 10:25 54.6
01/12/2010 07:00 65.9	06/12/2010 13:30 68.5	11/12/2010 08:30 67.4	16/12/2010 15:30 69.2	22/12/2010 10:30 59.4	28/11/2010 10:30 56.8
01/12/2010 07:30 66.5	06/12/2010 14:00 68.2	11/12/2010 09:00 67.3	16/12/2010 16:00 68.3	22/12/2010 11:00 60.3	28/11/2010 10:35 56.8
01/12/2010 08:00 67.2	06/12/2010 14:30 70.2	11/12/2010 09:30 66.8	16/12/2010 16:30 69.1	22/12/2010 11:30 60.9	28/11/2010 10:40 61.6
01/12/2010 08:30 67.0	06/12/2010 15:00 69.7	11/12/2010 10:00 65.6	16/12/2010 17:00 69.2	22/12/2010 12:00 62.8	28/11/2010 10:45 55.9
01/12/2010 09:00 66.5	06/12/2010 15:30 68.0	11/12/2010 10:30 66.8	16/12/2010 17:30 67.6	22/12/2010 12:30 64.5	28/11/2010 10:50 50.6
01/12/2010 09:30 66.7	06/12/2010 16:00 69.2	11/12/2010 11:00 66.8	16/12/2010 18:00 65.1	22/12/2010 13:00 65.8	28/11/2010 10:55 50.8
01/12/2010 10:00 64.6	06/12/2010 16:30 69.7	11/12/2010 11:30 66.9	16/12/2010 18:30 66.0	22/12/2010 13:30 66.5	28/11/2010 11:00 57.4
01/12/2010 10:30 64.5	06/12/2010 17:00 66.7	11/12/2010 12:00 65.5	17/12/2010 07:00 65.9	22/12/2010 14:00 71.2	28/11/2010 11:05 58.9
01/12/2010 11:00 64.2	06/12/2010 17:30 66.0	11/12/2010 12:30 63.9	17/12/2010 07:30 66.0	22/12/2010 14:30 68.5	28/11/2010 11:10 52.9
01/12/2010 11:30 64.0	06/12/2010 18:00 66.0	11/12/2010 13:00 66.8	17/12/2010 08:00 65.4	22/12/2010 15:00 69.7	28/11/2010 11:15 54.6
01/12/2010 12:00 63.7	06/12/2010 18:30 65.7	11/12/2010 13:30 66.9	17/12/2010 08:30 67.6	22/12/2010 15:30 67.1	28/11/2010 11:20 55.9
01/12/2010 12:30 62.9	07/12/2010 07:00 66.1	11/12/2010 14:00 66.9	17/12/2010 09:00 69.5	22/12/2010 16:00 67.3	28/11/2010 11:25 55.4
01/12/2010 13:00 61.7	07/12/2010 07:30 65.9	11/12/2010 14:30 67.4	17/12/2010 09:30 68.5	22/12/2010 16:30 67.0	28/11/2010 11:30 54.5
01/12/2010 13:30 61.2	07/12/2010 08:00 67.3	11/12/2010 15:00 67.0	17/12/2010 10:00 68.2	22/12/2010 17:00 66.1	28/11/2010 11:35 60.3
01/12/2010 14:00 60.2	07/12/2010 08:30 67.9	11/12/2010 15:30 67.7	17/12/2010 10:30 69.6	22/12/2010 17:30 67.0	28/11/2010 11:40 56.8
01/12/2010 14:30 60.0	07/12/2010 09:00 68.5	11/12/2010 16:00 66.7	17/12/2010 11:00 41.6	22/12/2010 18:00 65.5	28/11/2010 11:45 56.5
01/12/2010 15:00 59.7	07/12/2010 09:30 68.0	11/12/2010 16:30 65.0	17/12/2010 11:30 67.6	22/12/2010 18:30 68.0	28/11/2010 11:50 54.8
01/12/2010 15:30 59.9	07/12/2010 10:00 68.4	11/12/2010 17:00 66.1	17/12/2010 12:00 67.2	23/12/2010 07:00 60.2	28/11/2010 11:55 54.9
01/12/2010 16:00 59.0	07/12/2010 10:30 67.9	11/12/2010 17:30 64.5	17/12/2010 12:30 67.1	23/12/2010 07:30 59.8	28/11/2010 12:00 56.7
01/12/2010 16:30 59.6	07/12/2010 11:00 67.9	11/12/2010 18:00 63.5	17/12/2010 13:00 67.3	23/12/2010 08:00 59.6	28/11/2010 12:05 59.0
01/12/2010 17:00 60.2	07/12/2010 11:30 66.9	11/12/2010 18:30 64.3	17/12/2010 13:30 68.6	23/12/2010 08:30 58.5	28/11/2010 12:10 58.7
01/12/2010 17:30 61.3	07/12/2010 12:00 67.2	13/12/2010 07:00 62.8	17/12/2010 14:00 69.1	23/12/2010 09:00 58.7	28/11/2010 12:15 58.5
01/12/2010 18:00 62.7	07/12/2010 12:30 67.1	13/12/2010 07:30 63.3	17/12/2010 14:30 72.5	23/12/2010 09:30 58.6	28/11/2010 12:20 57.3
01/12/2010 18:30 64.0	07/12/2010 13:00 69.2	13/12/2010 08:00 64.0	17/12/2010 15:00 70.9	23/12/2010 10:00 59.0	28/11/2010 12:25 55.8
02/12/2010 07:00 65.2	07/12/2010 13:30 68.5	13/12/2010 08:30 64.1	17/12/2010 15:30 70.1	23/12/2010 10:30 59.4	28/11/2010 12:30 57.2
02/12/2010 07:30 65.9	07/12/2010 14:00 68.5	13/12/2010 09:00 69.7	17/12/2010 16:00 68.5	23/12/2010 11:00 60.3	28/11/2010 12:35 55.0
02/12/2010 08:00 64.7	07/12/2010 14:30 68.6	13/12/2010 09:30 67.5	17/12/2010 16:30 67.5	23/12/2010 11:30 60.9	28/11/2010 12:40 57.7
02/12/2010 08:30 66.6	07/12/2010 15:00 68.5	13/12/2010 10:00 66.7	17/12/2010 17:00 69.1	23/12/2010 12:00 62.8	28/11/2010 12:45 57.1
02/12/2010 09:00 66.4	07/12/2010 15:30 67.5	13/12/2010 10:30 67.0	17/12/2010 17:30 69.6	23/12/2010 12:30 64.5	28/11/2010 12:50 58.9
02/12/2010 09:30 67.3	07/12/2010 16:00 68.6	13/12/2010 11:00 65.0	17/12/2010 18:00 67.5	23/12/2010 13:00 65.8	28/11/2010 12:55 53.3
02/12/2010 10:00 67.7	07/12/2010 16:30 68.1	13/12/2010 11:30 66.9	17/12/2010 18:30 66.4	23/12/2010 13:30 66.5	28/11/2010 13:00 62.6
02/12/2010 10:30 67.4	07/12/2010 17:00 66.9	13/12/2010 12:00 64.0	18/12/2010 07:00 64.3	23/12/2010 14:00 71.2	28/11/2010 13:05 61.4
02/12/2010 11:00 67.3	07/12/2010 17:30 67.1	13/12/2010 12:30 63.5	18/12/2010 07:30 65.1	23/12/2010 14:30 68.5	28/11/2010 13:10 59.3
02/12/2010 11:30 67.9	07/12/2010 18:00 66.8	13/12/2010 13:00 66.6	18/12/2010 08:00 66.1	23/12/2010 15:00 69.7	28/11/2010 13:15 59.3
02/12/2010 12:00 67.9	07/12/2010 18:30 66.4	13/12/2010 13:30 65.5	18/12/2010 08:30 68.2	23/12/2010 15:30 67.1	28/11/2010 13:20 57.7
02/12/2010 12:30 65.6	08/12/2010 07:00 65.5	13/12/2010 14:00 65.1	18/12/2010 09:00 67.9	23/12/2010 16:00 67.3	28/11/2010 13:25 61.7
02/12/2010 13:00 66.7	08/12/2010 07:30 66.2	13/12/2010 14:30 66.0	18/12/2010 09:30 69.0	23/12/2010 16:30 67.0	28/11/2010 13:30 55.8
02/12/2010 13:30 66.8	08/12/2010 08:00 66.4	13/12/2010 15:00 67.1	18/12/2010 10:00 69.4	23/12/2010 17:00 66.1	28/11/2010 13:35 60.4
02/12/2010 14:00 66.7	08/12/2010 08:30 66.7	13/12/2010 15:30 68.2	18/12/2010 10:30 69.2	23/12/2010 17:30 67.0	28/11/2010 13:40 59.2
02/12/2010 14:30 67.4	08/12/2010 09:00 68.8	13/12/2010 16:00 65.8	18/12/2010 11:00 68.8	23/12/2010 18:00 65.5	28/11/2010 13:45 60.6
02/12/2010 15:00 68.6	08/12/2010 09:30 67.6	13/12/2010 16:30 68.9	18/12/2010 11:30 67.3	23/12/2010 18:30 68.0	28/11/2010 13:50 65.9
02/12/2010 15:30 72.2	08/12/2010 10:00 68.4	13/12/2010 17:00 67.5	18/12/2010 12:00 64.9	24/12/2010 07:00 61.6	28/11/2010 13:55 63.5
02/12/2010 16:00 67.5	08/12/2010 10:30 68.7	13/12/2010 17:30 67.0	18/12/2010 12:30 64.7	24/12/2010 07:30 61.0	28/11/2010 14:00 63.0
02/12/2010 16:30 67.4	08/12/2010 11:00 67.7	13/12/2010 18:00 65.3	18/12/2010 13:00 70.8	24/12/2010 08:00 60.7	28/11/2010 14:05 65.9
02/12/2010 17:00 68.2	08/12/2010 11:30 65.5	13/12/2010 18:30 64.3	18/12/2010 13:30 67.0	24/12/2010 08:30 60.2	28/11/2010 14:10 66.2
02/12/2010 17:30 67.2	08/12/2010 12:00 64.1	14/12/2010 07:00 64.4	18/12/2010 14:00 68.6	24/12/2010 09:00 60.0	28/11/2010 14:15 59.3
02/12/2010 18:00 64.4	08/12/2010 12:30 65.3	14/12/2010 07:30 65.5	18/12/2010 14:30 68.7	24/12/2010 09:30 59.4	28/11/2010 14:20 62.1
02/12/2010 18:30 63.9	08/12/2010 13:00 67.8	14/12/2010 08:00 64.5	18/12/2010 15:00 67.1	24/12/2010 10:00 59.2	28/11/2010 14:25 58.4
03/12/2010 07:00 65.7	08/12/2010 13:30 68.7	14/12/2010 08:30 69.8	18/12/2010 15:30 67.4	24/12/2010 10:30 59.5	28/11/2010 14:30 59.0
03/12/2010 07:30 65.5	08/12/2010 14:00 68.3	14/12/2010 09:00 70.7	18/12/2010 16:00 70.0	24/12/2010 11:00 60.6	28/11/2010 14:35 62.4
03/12/2010 08:00 67.3	08/12/2010 14:30 66.9	14/12/2010 09:30 71.0	18/12/2010 16:30 70.0	24/12/2010 11:30 61.1	28/11/2010 14:40 63.2
03/12/2010 08:30 67.7	08/12/2010 15:00 67.1	14/12/2010 10:00 69.8	18/12/2010 17:00 71.9	24/12/2010 12:00 62.9	28/11/2010 14:45 61.6
03/12/2010 09:00 68.0	08/12/2010 15:30 67.0	14/12/2010 10:30 69.9	18/12/2010 17:30 66.3	24/12/2010 12:30 64.6	28/11/2010 14:50 58.3
03/12/2010 09:30 70.3	08/12/2010 16:00 67.2	14/12/2010 11:00 71.2	18/12/2010 18:00 64.4	24/12/2010 13:00 65.8	28/11/2010 14:55 62.5
03/12/2010 10:00 69.3	08/12/2010 16:30 68.2	14/12/2010 11:30 67.5	18/12/2010 18:30 62.8	24/12/2010 13:30 66.6	28/11/2010 15:00 68.1
03/12/2010 10:30 68.5	08/12/2010 17:00 67.6	14/12/2010 12:00 65.1	20/12/2010 07:00 64.5	24/12/2010 14:00 67.9	28/11/2010 15:05 61.4
03/12/2010 11:00 67.0	08/12/2010 17:30 66.7	14/12/2010 12:30 64.8	20/12/2010 07:30 66.3	24/12/2010 14:30 69.4	28/11/2010 15:10 65.5
03/12/2010 11:30 63.9	08/12/2010 18:00 65.2	14/12/2010 13:00 66.8	20/12/2010 08:00 66.8	24/12/2010 15:00 68.9	28/11/2010 15:15 67.3
03/12/2010 12:00 65.9	08/12/2010 18:30 65.2	14/12/2010 13:30 68.1	20/12/2010 08:30 64.2	24/12/2010 15:30 69.4	28/11/2010 15:20 65.4
03/12/2010 12:30 66.9	09/12/2010 07:00 65.5	14/12/2010 14:00 67.6	20/12/2010 09:00 66.1	24/12/2010 16:00 68.6	28/11/2010 15:25 69.1
03/12/2010 13:00 68.1	09/12/2010 07:30 66.4	14/12/2010 14:30 67.7	20/12/2010 09:30 66.3	24/12/2010 16:30 69.7	28/11/2010 15:30 65.2
	09/12/2010 08:00 65.6	14/12/2010 15:00 66.8	20/12/2010 10:00 69.4	24/12/2010 17:00 67.7	28/11/2010 15:35 66.3

Real-time Noise Data RTN1 (FEHD Hong Kong Transport Section Whitefield Depot)

28/11/2010 15:40 67.5	29/11/2010 20:50 63.5	01/12/2010 22:00 64.4	04/12/2010 19:10 64.4	05/12/2010 12:20 64.7	05/12/2010 21:30 64.2
28/11/2010 15:45 69.5	29/11/2010 20:55 70.0	01/12/2010 22:05 64.5	04/12/2010 19:15 65.7	05/12/2010 12:25 64.8	05/12/2010 21:35 65.1
28/11/2010 15:50 68.9	29/11/2010 21:00 65.7	01/12/2010 22:10 64.4	04/12/2010 19:20 64.9	05/12/2010 12:30 65.1	05/12/2010 21:40 63.9
28/11/2010 15:55 66.6	29/11/2010 21:05 65.3	01/12/2010 22:15 64.9	04/12/2010 19:25 64.5	05/12/2010 12:35 65.3	05/12/2010 21:45 64.9
28/11/2010 16:00 65.7	29/11/2010 21:10 65.2	01/12/2010 22:20 64.3	04/12/2010 19:30 65.2	05/12/2010 12:40 64.9	05/12/2010 21:50 64.5
28/11/2010 16:05 69.2	29/11/2010 21:15 65.7	01/12/2010 22:25 64.8	04/12/2010 19:35 64.9	05/12/2010 12:45 67.4	05/12/2010 21:55 63.6
28/11/2010 16:10 67.4	29/11/2010 21:20 65.7	01/12/2010 22:30 64.4	04/12/2010 19:40 64.7	05/12/2010 12:50 65.9	05/12/2010 22:00 64.4
28/11/2010 16:15 62.7	29/11/2010 21:25 68.9	01/12/2010 22:35 64.5	04/12/2010 19:45 65.2	05/12/2010 12:55 66.2	05/12/2010 22:05 64.3
28/11/2010 16:20 63.4	29/11/2010 21:30 67.8	01/12/2010 22:40 64.4	04/12/2010 19:50 64.8	05/12/2010 13:00 67.8	05/12/2010 22:10 64.5
28/11/2010 16:25 65.6	29/11/2010 21:35 69.0	01/12/2010 22:45 65.6	04/12/2010 19:55 68.3	05/12/2010 13:05 68.1	05/12/2010 22:15 63.4
28/11/2010 16:30 69.1	29/11/2010 21:40 65.8	01/12/2010 22:50 63.6	04/12/2010 20:00 65.1	05/12/2010 13:10 66.1	05/12/2010 22:20 64.6
28/11/2010 16:35 65.9	29/11/2010 21:45 65.3	01/12/2010 22:55 64.0	04/12/2010 20:05 64.1	05/12/2010 13:15 66.0	05/12/2010 22:25 63.6
28/11/2010 16:40 67.3	29/11/2010 21:50 67.0	02/12/2010 19:00 63.5	04/12/2010 20:10 64.5	05/12/2010 13:20 66.7	05/12/2010 22:30 64.1
28/11/2010 16:45 65.5	29/11/2010 21:55 69.1	02/12/2010 19:05 63.5	04/12/2010 20:15 64.9	05/12/2010 13:25 64.9	05/12/2010 22:35 63.1
28/11/2010 16:50 62.6	29/11/2010 22:00 62.1	02/12/2010 19:10 63.8	04/12/2010 20:20 64.3	05/12/2010 13:30 65.5	05/12/2010 22:40 63.1
28/11/2010 16:55 68.3	29/11/2010 22:05 67.6	02/12/2010 19:15 63.4	04/12/2010 20:25 64.4	05/12/2010 13:35 66.7	05/12/2010 22:45 63.9
28/11/2010 17:00 62.6	29/11/2010 22:10 66.7	02/12/2010 19:20 64.0	04/12/2010 20:30 64.3	05/12/2010 13:40 65.2	05/12/2010 22:50 63.4
28/11/2010 17:05 67.0	29/11/2010 22:15 70.5	02/12/2010 19:25 64.0	04/12/2010 20:35 63.8	05/12/2010 13:45 64.8	05/12/2010 22:55 64.1
28/11/2010 17:10 65.6	29/11/2010 22:20 56.5	02/12/2010 19:30 64.5	04/12/2010 20:40 64.3	05/12/2010 13:50 65.3	06/12/2010 19:00 65.8
28/11/2010 17:15 67.4	29/11/2010 22:25 64.9	02/12/2010 19:35 64.1	04/12/2010 20:45 64.5	05/12/2010 13:55 64.4	06/12/2010 19:05 66.0
28/11/2010 17:20 60.9	29/11/2010 22:30 66.0	02/12/2010 19:40 64.6	04/12/2010 20:50 64.4	05/12/2010 14:00 64.1	06/12/2010 19:10 65.7
28/11/2010 17:25 69.1	29/11/2010 22:35 66.0	02/12/2010 19:45 66.0	04/12/2010 20:55 63.9	05/12/2010 14:05 65.2	06/12/2010 19:15 64.4
28/11/2010 17:30 65.0	29/11/2010 22:40 63.5	02/12/2010 19:50 64.6	04/12/2010 21:00 64.7	05/12/2010 14:10 65.2	06/12/2010 19:20 64.0
28/11/2010 17:35 68.5	29/11/2010 22:45 63.8	02/12/2010 19:55 65.2	04/12/2010 21:05 64.3	05/12/2010 14:15 64.5	06/12/2010 19:25 64.7
28/11/2010 17:40 66.9	29/11/2010 22:50 67.5	02/12/2010 20:00 64.7	04/12/2010 21:10 64.1	05/12/2010 14:20 64.2	06/12/2010 19:30 64.9
28/11/2010 17:45 65.5	29/11/2010 22:55 66.3	02/12/2010 20:05 65.8	04/12/2010 21:15 64.0	05/12/2010 14:25 65.1	06/12/2010 19:35 64.5
28/11/2010 17:50 62.0	30/11/2010 19:00 66.8	02/12/2010 20:10 65.0	04/12/2010 21:20 64.0	05/12/2010 14:30 64.4	06/12/2010 19:40 64.6
28/11/2010 17:55 62.5	30/11/2010 19:05 66.1	02/12/2010 20:15 65.0	04/12/2010 21:25 64.6	05/12/2010 14:35 65.2	06/12/2010 19:45 65.4
28/11/2010 18:00 63.0	30/11/2010 19:10 65.6	02/12/2010 20:20 65.5	04/12/2010 21:30 67.1	05/12/2010 14:40 64.7	06/12/2010 19:50 64.9
28/11/2010 18:05 61.6	30/11/2010 19:15 66.2	02/12/2010 20:25 65.2	04/12/2010 21:35 64.4	05/12/2010 14:45 64.5	06/12/2010 19:55 65.0
28/11/2010 18:10 66.4	30/11/2010 19:20 66.9	02/12/2010 20:30 65.2	04/12/2010 21:40 64.3	05/12/2010 14:50 64.7	06/12/2010 20:00 65.6
28/11/2010 18:15 65.8	30/11/2010 19:25 66.9	02/12/2010 20:35 64.4	04/12/2010 21:45 63.8	05/12/2010 14:55 64.2	06/12/2010 20:05 65.2
28/11/2010 18:20 64.8	30/11/2010 19:30 66.9	02/12/2010 20:40 65.2	04/12/2010 21:50 64.3	05/12/2010 15:00 65.4	06/12/2010 20:10 65.3
28/11/2010 18:25 64.3	30/11/2010 19:35 67.0	02/12/2010 20:45 65.0	04/12/2010 21:55 64.2	05/12/2010 15:05 65.6	06/12/2010 20:15 64.9
28/11/2010 18:30 61.0	30/11/2010 19:40 67.3	02/12/2010 20:50 64.8	04/12/2010 22:00 64.4	05/12/2010 15:10 64.7	06/12/2010 20:20 65.6
28/11/2010 18:35 65.1	30/11/2010 19:45 66.9	02/12/2010 20:55 65.0	04/12/2010 22:05 64.3	05/12/2010 15:15 64.5	06/12/2010 20:25 65.0
28/11/2010 18:40 63.5	30/11/2010 19:50 66.4	02/12/2010 21:00 65.1	04/12/2010 22:10 65.7	05/12/2010 15:20 64.4	06/12/2010 20:30 64.3
28/11/2010 18:45 64.2	30/11/2010 19:55 66.6	02/12/2010 21:05 65.1	04/12/2010 22:15 64.3	05/12/2010 15:25 64.9	06/12/2010 20:35 64.1
28/11/2010 18:50 65.8	30/11/2010 20:00 66.6	02/12/2010 21:10 64.8	04/12/2010 22:20 64.1	05/12/2010 15:30 65.4	06/12/2010 20:40 64.7
28/11/2010 18:55 64.5	30/11/2010 20:05 66.4	02/12/2010 21:15 64.8	04/12/2010 22:25 64.2	05/12/2010 15:35 64.9	06/12/2010 20:45 65.6
28/11/2010 19:00 62.9	30/11/2010 20:10 66.6	02/12/2010 21:20 64.7	04/12/2010 22:30 64.4	05/12/2010 15:40 65.1	06/12/2010 20:50 65.0
28/11/2010 19:05 63.3	30/11/2010 20:15 66.5	02/12/2010 21:25 65.6	04/12/2010 22:35 64.3	05/12/2010 15:45 64.8	06/12/2010 20:55 63.8
28/11/2010 19:10 62.3	30/11/2010 20:20 66.8	02/12/2010 21:30 64.6	04/12/2010 22:40 64.4	05/12/2010 15:50 64.9	06/12/2010 21:00 64.5
28/11/2010 19:15 63.4	30/11/2010 20:25 66.3	02/12/2010 21:35 64.7	04/12/2010 22:45 64.1	05/12/2010 15:55 65.1	06/12/2010 21:05 64.9
28/11/2010 19:20 63.2	30/11/2010 20:30 66.6	02/12/2010 21:40 64.5	04/12/2010 22:50 63.7	05/12/2010 16:00 65.1	06/12/2010 21:10 64.3
28/11/2010 19:25 64.1	30/11/2010 20:35 66.8	02/12/2010 21:45 64.6	04/12/2010 22:55 63.9	05/12/2010 16:05 65.0	06/12/2010 21:15 66.0
28/11/2010 19:30 65.8	30/11/2010 20:40 66.8	02/12/2010 21:50 64.9	05/12/2010 07:00 63.3	05/12/2010 16:10 64.8	06/12/2010 21:20 64.0
28/11/2010 19:35 62.7	30/11/2010 20:45 66.6	02/12/2010 21:55 64.5	05/12/2010 07:05 63.3	05/12/2010 16:15 64.7	06/12/2010 21:25 64.7
28/11/2010 19:40 65.2	30/11/2010 20:50 66.2	02/12/2010 22:00 63.9	05/12/2010 07:10 63.1	05/12/2010 16:20 63.7	06/12/2010 21:30 64.8
28/11/2010 19:45 64.3	30/11/2010 20:55 65.1	02/12/2010 22:05 64.9	05/12/2010 07:15 63.1	05/12/2010 16:25 63.7	06/12/2010 21:35 64.4
28/11/2010 19:50 67.6	30/11/2010 21:00 64.8	02/12/2010 22:10 65.2	05/12/2010 07:20 64.0	05/12/2010 16:30 63.9	06/12/2010 21:40 64.8
28/11/2010 19:55 63.2	30/11/2010 21:05 65.9	02/12/2010 22:15 65.7	05/12/2010 07:25 64.3	05/12/2010 16:35 64.5	06/12/2010 21:45 64.1
28/11/2010 20:00 68.8	30/11/2010 21:10 66.0	02/12/2010 22:20 64.7	05/12/2010 07:30 64.1	05/12/2010 16:40 64.6	06/12/2010 21:50 64.7
28/11/2010 20:05 67.5	30/11/2010 21:15 67.4	02/12/2010 22:25 64.7	05/12/2010 07:35 64.0	05/12/2010 16:45 65.1	06/12/2010 21:55 64.7
28/11/2010 20:10 64.6	30/11/2010 21:20 65.8	02/12/2010 22:30 64.8	05/12/2010 07:40 63.9	05/12/2010 16:50 64.5	06/12/2010 22:00 64.5
28/11/2010 20:15 64.2	30/11/2010 21:25 65.3	02/12/2010 22:35 65.1	05/12/2010 07:45 64.3	05/12/2010 16:55 65.1	06/12/2010 22:05 64.8
28/11/2010 20:20 63.4	30/11/2010 21:30 66.4	02/12/2010 22:40 63.9	05/12/2010 07:50 64.2	05/12/2010 17:00 64.4	06/12/2010 22:10 64.2
28/11/2010 20:25 63.1	30/11/2010 21:35 65.9	02/12/2010 22:45 63.9	05/12/2010 07:55 64.3	05/12/2010 17:05 65.1	06/12/2010 22:15 64.2
28/11/2010 20:30 65.1	30/11/2010 21:40 66.2	02/12/2010 22:50 64.0	05/12/2010 08:00 65.8	05/12/2010 17:10 64.4	06/12/2010 22:20 64.9
28/11/2010 20:35 66.0	30/11/2010 21:45 65.8	02/12/2010 22:55 64.4	05/12/2010 08:05 64.2	05/12/2010 17:15 65.0	06/12/2010 22:25 64.5
28/11/2010 20:40 67.6	30/11/2010 21:50 65.4	03/12/2010 19:00 65.2	05/12/2010 08:10 64.3	05/12/2010 17:20 64.6	06/12/2010 22:30 64.1
28/11/2010 20:45 66.1	30/11/2010 21:55 65.8	03/12/2010 19:05 64.4	05/12/2010 08:15 64.4	05/12/2010 17:25 64.3	06/12/2010 22:35 64.3
28/11/2010 20:50 63.7	30/11/2010 22:00 65.5	03/12/2010 19:10 65.6	05/12/2010 08:20 63.9	05/12/2010 17:30 64.8	06/12/2010 22:40 63.9
28/11/2010 20:55 65.8	30/11/2010 22:05 65.5	03/12/2010 19:15 65.2	05/12/2010 08:25 65.2	05/12/2010 17:35 64.6	06/12/2010 22:45 63.7
28/11/2010 21:00 67.8	30/11/2010 22:10 65.1	03/12/2010 19:20 66.0	05/12/2010 08:30 64.9	05/12/2010 17:40 64.3	06/12/2010 22:50 63.5
28/11/2010 21:05 63.5	30/11/2010 22:15 65.9	03/12/2010 19:25 65.5	05/12/2010 08:35 64.5	05/12/2010 17:45 64.6	06/12/2010 22:55 63.8
28/11/2010 21:10 62.1	30/11/2010 22:20 65.6	03/12/2010 19:30 65.1	05/12/2010 08:40 64.8	05/12/2010 17:50 64.5	07/12/2010 19:00 65.4
28/11/2010 21:15 59.9	30/11/2010 22:25 65.7	03/12/2010 19:35 64.9	05/12/2010 08:45 64.3	05/12/2010 17:55 64.4	07/12/2010 19:05 64.8
28/11/2010 21:20 60.2	30/11/2010 22:30 65.8	03/12/2010 19:40 65.2	05/12/2010 08:50 65.1	05/12/2010 18:00 64.9	07/12/2010 19:10 65.1
28/11/2010 21:25 59.3	30/11/2010 22:35 66.1	03/12/2010 19:45 65.4	05/12/2010 08:55 64.7	05/12/2010 18:05 64.7	07/12/2010 19:15 65.3
28/11/2010 21:30 60.0	30/11/2010 22:40 65.4	03/12/2010 19:50 64.8	05/12/2010 09:00 65.3	05/12/2010 18:10 64.6	07/12/2010 19:20 66.3
28/11/2010 21:35 65.9	30/11/2010 22:45 65.0	03/12/2010 19:55 65.6	05/12/2010 09:05 65.0	05/12/2010 18:15 64.8	07/12/2010 19:25 66.3
28/11/2010 21:40 65.9	30/11/2010 22:50 64.8	03/12/2010 20:00 64.8	05/12/2010 09:10 65.3	05/12/2010 18:20 64.7	07/12/2010 19:30 65.8
28/11/2010 21:45 62.5	30/11/2010 22:55 64.7	03/12/2010 20:05 65.4	05/12/2010 09:15 65.2	05/12/2010 18:25 65.1	07/12/2010 19:35 66.9
28/11/2010 21:50 68.5	01/12/2010 19:00 66.8	03/12/2010 20:10 65.2	05/12/2010 09:20 65.3	05/12/2010 18:30 64.8	07/12/2010 19:40 66.4
28/11/2010 21:55 67.9	01/12/2010 19:05 66.5	03/12/2010 20:15 65.3	05/12/2010 09:25 65.8	05/12/2010 18:35 65.0	07/12/2010 19:45 66.8
28/11/2010 22:00 67.5	01/12/2010 19:10 65.8	03/12/2010 20:20 64.9	05/12/2010 09:30 66.6	05/12/2010 18:40 64.2	07/12/2010 19:50 66.9
28/11/2010 22:05 62.1	01/12/2010 19:15 66.3	03/12/2010 20:25 64.6	05/12/2010 09:35 65.7	05/12/2010 18:45 64.7	07/12/2010 19:55 66.4
28/11/2010 22:10 65.3	01/12/2010 19:20 64.3	03/12/2010 20:30 64.4	05/12/2010 09:40 65.1	05/12/2010 18:50 64.2	07/12/2010 20:00 65.7
28/11/2010 22:15 65.7	01/12/2010 19:25 65.0	03/12/2010 20:35 64.6	05/12/2010 09:45 65.3	05/12/2010 18:55 64.6	07/12/2010 20:05 65.6
28/11/2010 22:20 63.9	01/12/2010 19:30 64.8	03/12/2010 20:40 66.1	05/12/2010 09:50 65.2	05/12/2010 19:00 64.6	07/12/2010 20:10 66.3
28/11/2010 22:25 66.9	01/12/2010 19:35 66.0	03/12/2010 20:45 64.1	05/12/2010 09:55 65.3	05/12/2010 19:05 64.1	07/12/2010 20:15 65.7
28/11/2010 22:30 63.4	01/12/2010 19:40 66.7	03/12/2010 20:50 64.3	05/12/2010 10:00 65.4	05/12/2010 19:10 65.5	07/12/2010 20:20 65.4
28/11/2010 22:35 65.5	01/12/2010 19:45 67.4	03/12/2010 20:55 64.3	05/12/2010 10:05 65.4	05/12/2010 19:15 64.4	07/12/2010 20:25 65.7
28/11/2010 22:40 62.2	01/12/2010 19:50 66.9	03/12/2010 21:00 65.4	05/12/2010 10:10 64.1	05/12/2010 19:20 64.5	07/12/2010 20:30 65.7
28/11/2010 22:45 64.6	01/12/2010 19:55 66.5	03/12/2010 21:05 64.7	05/12/2010 10:15 65.7	05/12/2010 19:25 64.1	07/12/2010 20:35 65.3
28/11/2010 22:50 65.0	01/12/2010 20:00 67.2	03/12/2010 21:10 64.6	05/12/2010 10:20 64.9	05/12/2010 19:30 64.3	07/12/2010 20:40 65.6
28/11/2010 22:55 63.4	01/12/2010 20:05 67.3	03/12/2010 21:15 64.6	05/12/2010 10:25 64.6	05/12/2010 19:35 64.5	07/12/2010 20:45 65.5
29/11/2010 19:00 60.7	01/12/2010 20:10 67.1	03/12/2010 21:20 65.0	05/12/2010 10:30 64.1	05/12/2010 19:40 64.3	07/12/2010 20:50 65.5
29/11/2010 19:05 68.1	01/12/2010 20:15 66.9	03/12/2010 21:25 65.6	05/12/2010 10:35 65.3	05/12/2010 19:45 64.1	07/12/2010 20:55 65.4
29/11/2010 19:10 66.2	01/12/2010 20:20 67.4	03/12/2010 21:30 64.8	05/12/2010 10:40 63.8	05/12/2010 19:50 63.8	07/12/2010 21:00 64.7
29/11/2010 19:15 70.9	01/12/2010 20:25 67.3	03/12/2010 21:35 65.0	05/12/2010 10:45 64.5	05/12/2010 19:55 64.1	07/12/2010 21:05 65.6
29/11/2010 19:20 69.1	01/12/2010 20:30 65.5	03/12/2010 21:40 64.6	05/12/2010 10:50 63.9	05/12/2010 20:00 64.4	07/12/2010 21:10 64.9
29/11/2010 19:25 66.7	01/12/2010 20:35 67.5	03/12/2010 21:45 64.6	05/12/2010 10:55 64.6	05/12/2010 20:05 64.5	07/12/2010 21:15 65.2
29/11/2010 19:30 64.0	01/12/2010 20:40 67.4	03/12/2010 21:50 64.6	05/12/2010 11:00 65.1	05/12/2010 20:10 65.0	07/12/2010 21:20 66.7
29/11/2010 19:35 65.5	01/12/2010 20:45 67.2	03/12/2010 21:55 65.5	05/12/2010 11:05 65.1	05/12/2010 20:15 64.3	07/12/2010 21:25 65.1
29/11/2010 19:40 67.6	01/12/2010 20:50 66.8	03/12/2010 22:00 64.9	05/12/2010 11:10 64.8	05/12/2010 20:20 64.1	07/12/2010 21:30 65.0
29/11/2010 19:45 65.6	01/12/2010 20:55 67.1	03/12/2010 22:05 64.5	05/12/2010 11:15 65.3	05/12/2010 20:25 63.7	07/12/2010 21:35 65.7
29/11/2010 19:50 60.5	01/12/2010 21:00 66.1	03/12/2010 22:10 64.5	05/12/2010 11:20 65.5	05/12/2010 20:30 64.4	07/12/2010 21:40 64.8
29/11/2010 19:55 66.5	01/12/2010 21:05 66.8	03/12/2010 22:15 64.5	05/12/2010 11:25 66.2	05/12/2010 20:35 64.7	07/12/2010 21:45 66.0
29/11/2010 20:00 68.1	01/12/2010 21:10 66.6	03/12/2010 22:20 64.4	05/12/2010 11:30 64.7	05/12/2010 20:40 64.1	07/12/2010 21:50 65.0
29/11/2010 20:05 67.5	01/12/2010 21:15 66.2	03/12/2010 22:25 64.6	05/12/2010 11:35 64.4	05/12/2010 20:45 64.1	07/12/2010 21:55 64.8
29/11/2010 20:10 66.6	01/12/2010 21:20 66.5	03/12/2010 22:30 64.6	05/12/2010 11:40 64.6	05/12/2010 20:50 64.0	07/12/2010 22:00 65.3
29/11/2010 20:15 58.5	01/12/2010 21:25 66.7	03/12/2010 22:35 63.9	05/12/2010 11:45 64.7	05/12/2010 20:55 64.0	07/12/2010 22:05 64.5
29/11/2010 20:20 65.8	01/12/2010 21:30 66.5	03/12/2010 22:40 64.7	05/12/2010 11:50 64.2	05/12/2010 21:00 63.5	07/12/2010 22:10 65.5
29/11/2010 20:25 67.3	01/12/2010 21:35 67.6	03/12/2010 22:45 64.5	05/12/2010 11:55 64.4	05/12/2010 21:05 63.8	07/12/2010 22:15 65.0
29/11/2010 20:30 67.6	01/12/2010 21:40 68.1	03/12/2010 22:50 64.8	05/12/2010 12:00 65.1	05/12/2010 21:10 63.8	07/12/2010 22:20 64.6
29/11/2010 20:35 67.5	01/12/2010 21:45 66.8	03/12/2010 22:55 64.6	05/12/2010 12:05 64.3	05/12/2010 21:15 64.2	07/12/2010 22:25 64.7
29/11/2010 20:40 64.6	01/12/2010 21:50 66.2	04/12/2010 19:00 64.4	05/12/2010 12:10 64.8	05/12/2010 21:20 63.7	07/12/2010 22:30 65.0
29/11/2010 20:45 64.7	01/12/2010 21:55 64.3	04/12/2010 19:05 64.2	05/12/2010 12:15 64.9	05/12/2010 21:25 64.7	07/12/2010 22:35 64.7

Real-time Noise Data RTN1 (FEHD Hong Kong Transport Section Whitefield Depot)

07/12/2010 22:40 64.7	10/12/2010 19:50 64.6	12/12/2010 09:00 64.2	12/12/2010 18:10 64.8	14/12/2010 19:20 63.8	16/12/2010 20:30 66.3
07/12/2010 22:45 65.0	10/12/2010 19:55 64.8	12/12/2010 09:05 64.6	12/12/2010 18:15 66.6	14/12/2010 19:25 63.6	16/12/2010 20:35 66.1
07/12/2010 22:50 64.5	10/12/2010 20:00 66.2	12/12/2010 09:10 64.2	12/12/2010 18:20 62.0	14/12/2010 19:30 63.6	16/12/2010 20:40 65.9
07/12/2010 22:55 64.6	10/12/2010 20:05 65.8	12/12/2010 09:15 64.2	12/12/2010 18:25 64.3	14/12/2010 19:35 63.6	16/12/2010 20:45 65.7
08/12/2010 19:00 66.0	10/12/2010 20:10 65.6	12/12/2010 09:20 64.5	12/12/2010 18:30 62.9	14/12/2010 19:40 64.0	16/12/2010 20:50 65.9
08/12/2010 19:05 65.7	10/12/2010 20:15 65.5	12/12/2010 09:25 64.8	12/12/2010 18:35 64.8	14/12/2010 19:45 63.5	16/12/2010 20:55 67.1
08/12/2010 19:10 65.8	10/12/2010 20:20 66.1	12/12/2010 09:30 64.4	12/12/2010 18:40 68.4	14/12/2010 19:50 64.0	16/12/2010 21:00 67.5
08/12/2010 19:15 65.9	10/12/2010 20:25 66.4	12/12/2010 09:35 64.9	12/12/2010 18:45 65.0	14/12/2010 19:55 64.5	16/12/2010 21:05 67.4
08/12/2010 19:20 66.0	10/12/2010 20:30 65.7	12/12/2010 09:40 64.5	12/12/2010 18:50 64.9	14/12/2010 20:00 64.0	16/12/2010 21:10 68.8
08/12/2010 19:25 65.6	10/12/2010 20:35 65.3	12/12/2010 09:45 65.1	12/12/2010 18:55 65.6	14/12/2010 20:05 64.7	16/12/2010 21:15 67.6
08/12/2010 19:30 65.3	10/12/2010 20:40 65.2	12/12/2010 09:50 64.0	12/12/2010 19:00 63.8	14/12/2010 20:10 65.1	16/12/2010 21:20 67.2
08/12/2010 19:35 66.0	10/12/2010 20:45 64.7	12/12/2010 09:55 65.0	12/12/2010 19:05 63.1	14/12/2010 20:15 64.1	16/12/2010 21:25 67.5
08/12/2010 19:40 65.5	10/12/2010 20:50 64.7	12/12/2010 10:00 64.7	12/12/2010 19:10 68.3	14/12/2010 20:20 63.8	16/12/2010 21:30 67.5
08/12/2010 19:45 65.2	10/12/2010 20:55 64.7	12/12/2010 10:05 64.6	12/12/2010 19:15 61.5	14/12/2010 20:25 64.8	16/12/2010 21:35 67.1
08/12/2010 19:50 65.2	10/12/2010 21:00 64.3	12/12/2010 10:10 65.3	12/12/2010 19:20 61.6	14/12/2010 20:30 64.7	16/12/2010 21:40 67.0
08/12/2010 19:55 65.9	10/12/2010 21:05 64.6	12/12/2010 10:15 64.7	12/12/2010 19:25 65.4	14/12/2010 20:35 64.6	16/12/2010 21:45 67.5
08/12/2010 20:00 64.8	10/12/2010 21:10 64.3	12/12/2010 10:20 64.6	12/12/2010 19:30 66.6	14/12/2010 20:40 64.6	16/12/2010 21:50 67.5
08/12/2010 20:05 65.8	10/12/2010 21:15 64.1	12/12/2010 10:25 64.7	12/12/2010 19:35 65.7	14/12/2010 20:45 64.9	16/12/2010 21:55 67.0
08/12/2010 20:10 64.6	10/12/2010 21:20 64.6	12/12/2010 10:30 65.0	12/12/2010 19:40 64.9	14/12/2010 20:50 64.1	16/12/2010 22:00 67.1
08/12/2010 20:15 65.3	10/12/2010 21:25 64.7	12/12/2010 10:35 65.1	12/12/2010 19:45 63.3	14/12/2010 20:55 64.2	16/12/2010 22:05 67.1
08/12/2010 20:20 64.8	10/12/2010 21:30 65.7	12/12/2010 10:40 64.9	12/12/2010 19:50 64.0	14/12/2010 21:00 65.5	16/12/2010 22:10 66.8
08/12/2010 20:25 64.8	10/12/2010 21:35 65.8	12/12/2010 10:45 64.6	12/12/2010 19:55 65.6	14/12/2010 21:05 64.4	16/12/2010 22:15 65.5
08/12/2010 20:30 65.0	10/12/2010 21:40 64.7	12/12/2010 10:50 65.2	12/12/2010 20:00 67.9	14/12/2010 21:10 64.0	16/12/2010 22:20 66.0
08/12/2010 20:35 64.6	10/12/2010 21:45 64.4	12/12/2010 10:55 65.1	12/12/2010 20:05 68.4	14/12/2010 21:15 64.4	16/12/2010 22:25 65.9
08/12/2010 20:40 64.1	10/12/2010 21:50 64.5	12/12/2010 11:00 63.7	12/12/2010 20:10 63.7	14/12/2010 21:20 64.5	16/12/2010 22:30 66.0
08/12/2010 20:45 64.5	10/12/2010 21:55 65.5	12/12/2010 11:05 64.1	12/12/2010 20:15 66.3	14/12/2010 21:25 63.9	16/12/2010 22:35 65.5
08/12/2010 20:50 64.1	10/12/2010 22:00 64.5	12/12/2010 11:10 64.5	12/12/2010 20:20 64.7	14/12/2010 21:30 64.3	16/12/2010 22:40 65.0
08/12/2010 20:55 64.5	10/12/2010 22:05 64.0	12/12/2010 11:15 64.0	12/12/2010 20:25 64.0	14/12/2010 21:35 64.1	16/12/2010 22:45 65.8
08/12/2010 21:00 63.7	10/12/2010 22:10 64.2	12/12/2010 11:20 65.1	12/12/2010 20:30 65.4	14/12/2010 21:40 64.2	16/12/2010 22:50 65.5
08/12/2010 21:05 64.3	10/12/2010 22:15 63.6	12/12/2010 11:25 65.6	12/12/2010 20:35 66.6	14/12/2010 21:45 64.6	16/12/2010 22:55 65.5
08/12/2010 21:10 64.4	10/12/2010 22:20 63.6	12/12/2010 11:30 64.5	12/12/2010 20:40 68.0	14/12/2010 21:50 64.3	17/12/2010 19:00 62.8
08/12/2010 21:15 64.0	10/12/2010 22:25 64.7	12/12/2010 11:35 64.9	12/12/2010 20:45 61.2	14/12/2010 21:55 64.3	17/12/2010 19:05 62.3
08/12/2010 21:20 63.8	10/12/2010 22:30 64.0	12/12/2010 11:40 65.0	12/12/2010 20:50 66.6	14/12/2010 22:00 64.3	17/12/2010 19:10 61.3
08/12/2010 21:25 64.0	10/12/2010 22:35 64.8	12/12/2010 11:45 65.1	12/12/2010 20:55 59.6	14/12/2010 22:05 64.1	17/12/2010 19:15 61.5
08/12/2010 21:30 63.9	10/12/2010 22:40 64.5	12/12/2010 11:50 64.2	12/12/2010 21:00 66.7	14/12/2010 22:10 63.7	17/12/2010 19:20 62.0
08/12/2010 21:35 64.0	10/12/2010 22:45 64.1	12/12/2010 11:55 64.4	12/12/2010 21:05 64.5	14/12/2010 22:15 63.8	17/12/2010 19:25 61.8
08/12/2010 21:40 63.9	10/12/2010 22:50 64.4	12/12/2010 12:00 64.0	12/12/2010 21:10 65.7	14/12/2010 22:20 63.9	17/12/2010 19:30 61.9
08/12/2010 21:45 64.3	10/12/2010 22:55 64.5	12/12/2010 12:05 63.5	12/12/2010 21:15 64.8	14/12/2010 22:25 63.7	17/12/2010 19:35 62.1
08/12/2010 21:50 64.0	11/12/2010 19:00 64.2	12/12/2010 12:10 63.5	12/12/2010 21:20 60.8	14/12/2010 22:30 63.7	17/12/2010 19:40 62.7
08/12/2010 21:55 64.2	11/12/2010 19:05 64.7	12/12/2010 12:15 64.9	12/12/2010 21:25 62.6	14/12/2010 22:35 63.4	17/12/2010 19:45 62.2
08/12/2010 22:00 64.3	11/12/2010 19:10 64.6	12/12/2010 12:20 64.0	12/12/2010 21:30 65.1	14/12/2010 22:40 64.0	17/12/2010 19:50 61.6
08/12/2010 22:05 64.2	11/12/2010 19:15 64.2	12/12/2010 12:25 64.7	12/12/2010 21:35 63.5	14/12/2010 22:45 64.1	17/12/2010 19:55 62.9
08/12/2010 22:10 64.0	11/12/2010 19:20 64.3	12/12/2010 12:30 63.8	12/12/2010 21:40 65.6	14/12/2010 22:50 63.4	17/12/2010 20:00 63.0
08/12/2010 22:15 63.8	11/12/2010 19:25 64.1	12/12/2010 12:35 64.4	12/12/2010 21:45 68.5	14/12/2010 22:55 63.6	17/12/2010 20:05 63.0
08/12/2010 22:20 64.5	11/12/2010 19:30 64.1	12/12/2010 12:40 65.0	12/12/2010 21:50 65.1	15/12/2010 19:00 61.9	17/12/2010 20:10 63.8
08/12/2010 22:25 64.2	11/12/2010 19:35 64.3	12/12/2010 12:45 64.2	12/12/2010 21:55 62.2	15/12/2010 19:05 61.7	17/12/2010 20:15 65.3
08/12/2010 22:30 64.8	11/12/2010 19:40 64.0	12/12/2010 12:50 64.3	12/12/2010 22:00 65.2	15/12/2010 19:10 63.0	17/12/2010 20:20 64.6
08/12/2010 22:35 64.8	11/12/2010 19:45 63.7	12/12/2010 12:55 64.1	12/12/2010 22:05 62.4	15/12/2010 19:15 62.9	17/12/2010 20:25 65.1
08/12/2010 22:40 63.9	11/12/2010 19:50 64.1	12/12/2010 13:00 63.8	12/12/2010 22:10 62.3	15/12/2010 19:20 62.6	17/12/2010 20:30 66.0
08/12/2010 22:45 64.2	11/12/2010 19:55 63.8	12/12/2010 13:05 63.6	12/12/2010 22:15 67.0	15/12/2010 19:25 62.5	17/12/2010 20:35 66.1
08/12/2010 22:50 64.1	11/12/2010 20:00 63.6	12/12/2010 13:10 64.4	12/12/2010 22:20 61.1	15/12/2010 19:30 62.2	17/12/2010 20:40 65.3
08/12/2010 22:55 63.9	11/12/2010 20:05 63.9	12/12/2010 13:15 65.0	12/12/2010 22:25 63.3	15/12/2010 19:35 62.4	17/12/2010 20:45 65.4
09/12/2010 19:00 63.9	11/12/2010 20:10 63.8	12/12/2010 13:20 64.8	12/12/2010 22:30 66.9	15/12/2010 19:40 63.6	17/12/2010 20:50 65.5
09/12/2010 19:05 64.2	11/12/2010 20:15 63.9	12/12/2010 13:25 64.4	12/12/2010 22:35 64.2	15/12/2010 19:45 63.1	17/12/2010 20:55 65.9
09/12/2010 19:10 64.3	11/12/2010 20:20 64.2	12/12/2010 13:30 64.3	12/12/2010 22:40 63.3	15/12/2010 19:50 64.9	17/12/2010 21:00 65.0
09/12/2010 19:15 64.0	11/12/2010 20:25 64.0	12/12/2010 13:35 63.9	12/12/2010 22:45 66.8	15/12/2010 19:55 65.8	17/12/2010 21:05 65.6
09/12/2010 19:20 64.4	11/12/2010 20:30 63.7	12/12/2010 13:40 65.1	12/12/2010 22:50 64.2	15/12/2010 20:00 66.0	17/12/2010 21:10 64.9
09/12/2010 19:25 64.5	11/12/2010 20:35 64.0	12/12/2010 13:45 64.2	12/12/2010 22:55 63.7	15/12/2010 20:05 66.4	17/12/2010 21:15 65.8
09/12/2010 19:30 65.7	11/12/2010 20:40 63.2	12/12/2010 13:50 63.2	13/12/2010 19:00 65.6	15/12/2010 20:10 66.6	17/12/2010 21:20 65.0
09/12/2010 19:35 64.2	11/12/2010 20:45 62.6	12/12/2010 13:55 64.0	13/12/2010 19:05 65.7	15/12/2010 20:15 66.6	17/12/2010 21:25 64.9
09/12/2010 19:40 64.8	11/12/2010 20:50 63.1	12/12/2010 14:00 64.7	13/12/2010 19:10 64.7	15/12/2010 20:20 66.1	17/12/2010 21:30 65.1
09/12/2010 19:45 65.2	11/12/2010 20:55 62.7	12/12/2010 14:05 66.4	13/12/2010 19:15 64.9	15/12/2010 20:25 66.7	17/12/2010 21:35 63.9
09/12/2010 19:50 65.3	11/12/2010 21:00 62.5	12/12/2010 14:10 63.8	13/12/2010 19:20 65.4	15/12/2010 20:30 66.4	17/12/2010 21:40 64.7
09/12/2010 19:55 65.4	11/12/2010 21:05 63.1	12/12/2010 14:15 63.6	13/12/2010 19:25 65.4	15/12/2010 20:35 66.1	17/12/2010 21:45 64.7
09/12/2010 20:00 64.5	11/12/2010 21:10 63.5	12/12/2010 14:20 63.0	13/12/2010 19:30 65.6	15/12/2010 20:40 66.6	17/12/2010 21:50 65.0
09/12/2010 20:05 64.8	11/12/2010 21:15 63.2	12/12/2010 14:25 63.6	13/12/2010 19:35 65.4	15/12/2010 20:45 66.5	17/12/2010 21:55 64.6
09/12/2010 20:10 64.3	11/12/2010 21:20 62.8	12/12/2010 14:30 63.4	13/12/2010 19:40 64.5	15/12/2010 20:50 67.0	17/12/2010 22:00 64.6
09/12/2010 20:15 64.4	11/12/2010 21:25 62.2	12/12/2010 14:35 63.4	13/12/2010 19:45 65.4	15/12/2010 20:55 66.8	17/12/2010 22:05 64.7
09/12/2010 20:20 65.1	11/12/2010 21:30 62.3	12/12/2010 14:40 64.1	13/12/2010 19:50 65.0	15/12/2010 21:00 66.8	17/12/2010 22:10 64.9
09/12/2010 20:25 65.5	11/12/2010 21:35 62.2	12/12/2010 14:45 63.3	13/12/2010 19:55 65.5	15/12/2010 21:05 66.4	17/12/2010 22:15 64.8
09/12/2010 20:30 64.5	11/12/2010 21:40 61.9	12/12/2010 14:50 62.9	13/12/2010 20:00 65.5	15/12/2010 21:10 66.7	17/12/2010 22:20 65.0
09/12/2010 20:35 64.8	11/12/2010 21:45 62.5	12/12/2010 14:55 64.3	13/12/2010 20:05 64.8	15/12/2010 21:15 66.6	17/12/2010 22:25 65.0
09/12/2010 20:40 65.0	11/12/2010 21:50 61.9	12/12/2010 15:00 63.4	13/12/2010 20:10 65.8	15/12/2010 21:20 66.9	17/12/2010 22:30 64.6
09/12/2010 20:45 64.9	11/12/2010 21:55 62.8	12/12/2010 15:05 63.5	13/12/2010 20:15 64.8	15/12/2010 21:25 66.7	17/12/2010 22:35 63.9
09/12/2010 20:50 64.6	11/12/2010 22:00 61.6	12/12/2010 15:10 64.1	13/12/2010 20:20 64.6	15/12/2010 21:30 66.0	17/12/2010 22:40 63.6
09/12/2010 20:55 64.5	11/12/2010 22:05 61.7	12/12/2010 15:15 64.2	13/12/2010 20:25 65.2	15/12/2010 21:35 65.9	17/12/2010 22:45 63.0
09/12/2010 21:00 64.7	11/12/2010 22:10 61.0	12/12/2010 15:20 64.7	13/12/2010 20:30 65.0	15/12/2010 21:40 67.9	17/12/2010 22:50 63.7
09/12/2010 21:05 64.5	11/12/2010 22:15 62.6	12/12/2010 15:25 64.0	13/12/2010 20:35 65.1	15/12/2010 21:45 66.2	17/12/2010 22:55 63.3
09/12/2010 21:10 64.7	11/12/2010 22:20 61.2	12/12/2010 15:30 64.1	13/12/2010 20:40 64.6	15/12/2010 21:50 65.9	18/12/2010 19:00 61.2
09/12/2010 21:15 64.8	11/12/2010 22:25 62.0	12/12/2010 15:35 64.4	13/12/2010 20:45 63.9	15/12/2010 21:55 66.1	18/12/2010 19:05 60.7
09/12/2010 21:20 64.7	11/12/2010 22:30 61.2	12/12/2010 15:40 64.2	13/12/2010 20:50 64.2	15/12/2010 22:00 66.5	18/12/2010 19:10 62.4
09/12/2010 21:25 64.6	11/12/2010 22:35 60.8	12/12/2010 15:45 63.4	13/12/2010 20:55 64.0	15/12/2010 22:05 66.7	18/12/2010 19:15 61.6
09/12/2010 21:30 63.9	11/12/2010 22:40 61.7	12/12/2010 15:50 63.5	13/12/2010 21:00 64.1	15/12/2010 22:10 66.0	18/12/2010 19:20 61.5
09/12/2010 21:35 64.6	11/12/2010 22:45 61.4	12/12/2010 15:55 63.8	13/12/2010 21:05 64.2	15/12/2010 22:15 66.2	18/12/2010 19:25 62.1
09/12/2010 21:40 64.4	11/12/2010 22:50 62.4	12/12/2010 16:00 64.0	13/12/2010 21:10 64.1	15/12/2010 22:20 66.7	18/12/2010 19:30 62.4
09/12/2010 21:45 64.3	11/12/2010 22:55 61.7	12/12/2010 16:05 64.7	13/12/2010 21:15 64.1	15/12/2010 22:25 65.8	18/12/2010 19:35 63.7
09/12/2010 21:50 64.7	12/12/2010 07:00 61.8	12/12/2010 16:10 65.2	13/12/2010 21:20 63.9	15/12/2010 22:30 65.9	18/12/2010 19:40 63.1
09/12/2010 21:55 64.6	12/12/2010 07:05 61.4	12/12/2010 16:15 64.3	13/12/2010 21:25 63.9	15/12/2010 22:35 66.7	18/12/2010 19:45 63.5
09/12/2010 22:00 64.2	12/12/2010 07:10 61.8	12/12/2010 16:20 64.7	13/12/2010 21:30 65.2	15/12/2010 22:40 65.1	18/12/2010 19:50 63.2
09/12/2010 22:05 63.7	12/12/2010 07:15 61.5	12/12/2010 16:25 65.0	13/12/2010 21:35 64.2	15/12/2010 22:45 66.0	18/12/2010 19:55 63.6
09/12/2010 22:10 64.6	12/12/2010 07:20 61.5	12/12/2010 16:30 64.4	13/12/2010 21:40 64.3	15/12/2010 22:50 65.3	18/12/2010 20:00 63.9
09/12/2010 22:15 64.3	12/12/2010 07:25 64.1	12/12/2010 16:35 64.2	13/12/2010 21:45 65.2	15/12/2010 22:55 65.7	18/12/2010 20:05 65.0
09/12/2010 22:20 63.0	12/12/2010 07:30 61.0	12/12/2010 16:40 52.5	13/12/2010 21:50 65.3	16/12/2010 19:00 64.2	18/12/2010 20:10 63.5
09/12/2010 22:25 64.1	12/12/2010 07:35 62.1	12/12/2010 16:45 64.5	13/12/2010 21:55 64.7	16/12/2010 19:05 64.9	18/12/2010 20:15 63.7
09/12/2010 22:30 64.2	12/12/2010 07:40 63.0	12/12/2010 16:50 66.1	13/12/2010 22:00 64.2	16/12/2010 19:10 64.2	18/12/2010 20:20 65.0
09/12/2010 22:35 64.5	12/12/2010 07:45 62.1	12/12/2010 16:55 66.8	13/12/2010 22:05 64.3	16/12/2010 19:15 64.4	18/12/2010 20:25 63.1
09/12/2010 22:40 64.2	12/12/2010 07:50 63.0	12/12/2010 17:00 67.8	13/12/2010 22:10 63.8	16/12/2010 19:20 64.5	18/12/2010 20:30 63.8
09/12/2010 22:45 64.4	12/12/2010 07:55 62.7	12/12/2010 17:05 69.3	13/12/2010 22:15 64.2	16/12/2010 19:25 64.1	18/12/2010 20:35 64.0
09/12/2010 22:50 64.2	12/12/2010 08:00 62.8	12/12/2010 17:10 68.3	13/12/2010 22:20 64.1	16/12/2010 19:30 64.2	18/12/2010 20:40 64.4
09/12/2010 22:55 64.3	12/12/2010 08:05 63.3	12/12/2010 17:15 68.3	13/12/2010 22:25 64.1	16/12/2010 19:35 64.7	18/12/2010 20:45 65.0
10/12/2010 19:00 62.3	12/12/2010 08:10 63.4	12/12/2010 17:20 64.2	13/12/2010 22:30 64.0	16/12/2010 19:40 65.0	18/12/2010 20:50 64.6
10/12/2010 19:05 63.0	12/12/2010 08:15 64.2	12/12/2010 17:25 68.1	13/12/2010 22:35 64.9	16/12/2010 19:45 64.6	18/12/2010 20:55 64.0
10/12/2010 19:10 63.0	12/12/2010 08:20 63.4	12/12/2010 17:30 64.3	13/12/2010 22:40 64.6	16/12/2010 19:50 63.7	18/12/2010 21:00 64.4
10/12/2010 19:15 62.6	12/12/2010 08:25 64.2	12/12/2010 17:35 65.9	13/12/2010 22:45 63.4	16/12/2010 19:55 63.0	18/12/2010 21:05 64.8
10/12/2010 19:20 61.8	12/12/2010 08:30 63.6	12/12/2010 17:40 65.7	13/12/2010 22:50 63.8	16/12/2010 20:00 64.3	18/12/2010 21:10 64.6
10/12/2010 19:25 61.9	12/12/2010 08:35 63.3	12/12/2010 17:45 69.3	13/12/2010 22:55 63.9	16/12/2010 20:05 64.1	18/12/2010 21:15 65.1
10/12/2010 19:30 62.3	12/12/2010 08:40 63.8	12/12/2010 17:50 66.1	14/12/2010 19:00 64.1	16/12/2010 20:10 65.9	18/12/2010 21:20 63.6
10/12/2010 19:35 63.1	12/12/2010 08:45 63.5	12/12/2010 17:55 67.3	14/12/2010 19:05 64.2	16/12/2010 20:15 66.3	18/12/2010 21:25 64.1
10/12/2010 19:40 63.5	12/12/2010 08:50 64.1	12/12/2010 18:00 66.9	14/12/2010 19:10 63.3	16/12/2010 20:20 65.9	18/12/2010 21:30 63.7
10/12/2010 19:45 64.0	12/12/2010 08:55 63.9	12/12/2010 18:05 62.0	14/12/2010 19:15 62.9	16/12/2010 20:25 66.3	18/12/2010 21:35 63.9

Real-time Noise Data RTN1 (FEHD Hong Kong Transport Section Whitefield Depot)

18/12/2010 21:40 64.1	19/12/2010 14:50 65.6	20/12/2010 20:00 62.5	22/12/2010 21:10 65.6	24/12/2010 22:20 65.1	25/12/2010 15:30 66.1
18/12/2010 21:45 63.7	19/12/2010 14:55 65.6	20/12/2010 20:05 63.7	22/12/2010 21:15 67.5	24/12/2010 22:25 65.9	25/12/2010 15:35 64.5
18/12/2010 21:50 64.1	19/12/2010 15:00 65.2	20/12/2010 20:10 64.1	22/12/2010 21:20 68.1	24/12/2010 22:30 65.6	25/12/2010 15:40 65.0
18/12/2010 21:55 63.8	19/12/2010 15:05 65.2	20/12/2010 20:15 64.1	22/12/2010 21:25 67.2	24/12/2010 22:35 65.6	25/12/2010 15:45 64.5
18/12/2010 22:00 64.5	19/12/2010 15:10 65.0	20/12/2010 20:20 64.0	22/12/2010 21:30 68.1	24/12/2010 22:40 65.3	25/12/2010 15:50 64.3
18/12/2010 22:05 64.7	19/12/2010 15:15 65.0	20/12/2010 20:25 64.8	22/12/2010 21:35 67.1	24/12/2010 22:45 65.3	25/12/2010 15:55 64.6
18/12/2010 22:10 64.6	19/12/2010 15:20 64.8	20/12/2010 20:30 64.8	22/12/2010 21:40 67.4	24/12/2010 22:50 65.5	25/12/2010 16:00 64.3
18/12/2010 22:15 64.5	19/12/2010 15:25 65.6	20/12/2010 20:35 65.0	22/12/2010 21:45 68.1	24/12/2010 22:55 65.7	25/12/2010 16:05 64.2
18/12/2010 22:20 64.4	19/12/2010 15:30 66.3	20/12/2010 20:40 64.4	22/12/2010 21:50 67.9	25/12/2010 07:00 62.5	25/12/2010 16:10 65.5
18/12/2010 22:25 64.1	19/12/2010 15:35 65.2	20/12/2010 20:45 64.7	22/12/2010 21:55 66.9	25/12/2010 07:05 62.1	25/12/2010 16:15 68.8
18/12/2010 22:30 64.1	19/12/2010 15:40 65.4	20/12/2010 20:50 64.8	22/12/2010 22:00 65.7	25/12/2010 07:10 62.5	25/12/2010 16:20 65.2
18/12/2010 22:35 63.6	19/12/2010 15:45 65.6	20/12/2010 20:55 64.8	22/12/2010 22:05 66.2	25/12/2010 07:15 62.4	25/12/2010 16:25 65.0
18/12/2010 22:40 66.0	19/12/2010 15:50 64.7	20/12/2010 21:00 64.1	22/12/2010 22:10 66.7	25/12/2010 07:20 62.5	25/12/2010 16:30 65.5
18/12/2010 22:45 63.3	19/12/2010 15:55 64.4	20/12/2010 21:05 63.8	22/12/2010 22:15 67.0	25/12/2010 07:25 62.8	25/12/2010 16:35 65.1
18/12/2010 22:50 63.2	19/12/2010 16:00 64.2	20/12/2010 21:10 63.9	22/12/2010 22:20 67.1	25/12/2010 07:30 62.6	25/12/2010 16:40 65.1
18/12/2010 22:55 63.0	19/12/2010 16:05 65.1	20/12/2010 21:15 63.9	22/12/2010 22:25 67.2	25/12/2010 07:35 62.0	25/12/2010 16:45 65.0
19/12/2010 07:00 62.7	19/12/2010 16:10 66.0	20/12/2010 21:20 68.2	22/12/2010 22:30 66.6	25/12/2010 07:40 62.0	25/12/2010 16:50 63.8
19/12/2010 07:05 62.8	19/12/2010 16:15 64.9	20/12/2010 21:25 64.0	22/12/2010 22:35 66.8	25/12/2010 07:45 63.2	25/12/2010 16:55 64.8
19/12/2010 07:10 62.7	19/12/2010 16:20 64.9	20/12/2010 21:30 64.3	22/12/2010 22:40 66.4	25/12/2010 07:50 61.8	25/12/2010 17:00 63.5
19/12/2010 07:15 62.0	19/12/2010 16:25 64.9	20/12/2010 21:35 64.3	22/12/2010 22:45 67.0	25/12/2010 07:55 62.4	25/12/2010 17:05 64.7
19/12/2010 07:20 62.7	19/12/2010 16:30 65.5	20/12/2010 21:40 63.7	22/12/2010 22:50 67.2	25/12/2010 08:00 61.9	25/12/2010 17:10 65.5
19/12/2010 07:25 63.2	19/12/2010 16:35 64.8	20/12/2010 21:45 65.8	22/12/2010 22:55 66.5	25/12/2010 08:05 61.0	25/12/2010 17:15 64.8
19/12/2010 07:30 64.5	19/12/2010 16:40 64.9	20/12/2010 21:50 63.8	23/12/2010 19:00 58.5	25/12/2010 08:10 60.9	25/12/2010 17:20 65.8
19/12/2010 07:35 64.0	19/12/2010 16:45 64.8	20/12/2010 21:55 64.0	23/12/2010 19:05 49.8	25/12/2010 08:15 62.2	25/12/2010 17:25 65.3
19/12/2010 07:40 63.9	19/12/2010 16:50 65.1	20/12/2010 22:00 64.9	23/12/2010 19:10 59.9	25/12/2010 08:20 60.8	25/12/2010 17:30 64.0
19/12/2010 07:45 63.2	19/12/2010 16:55 63.5	20/12/2010 22:05 64.4	23/12/2010 19:15 41.5	25/12/2010 08:25 60.7	25/12/2010 17:35 63.3
19/12/2010 07:50 62.7	19/12/2010 17:00 64.5	20/12/2010 22:10 64.4	23/12/2010 19:20 58.8	25/12/2010 08:30 61.3	25/12/2010 17:40 65.4
19/12/2010 07:55 62.8	19/12/2010 17:05 65.0	20/12/2010 22:15 64.0	23/12/2010 19:25 61.5	25/12/2010 08:35 61.0	25/12/2010 17:45 63.7
19/12/2010 08:00 63.5	19/12/2010 17:10 64.8	20/12/2010 22:20 64.2	23/12/2010 19:30 68.3	25/12/2010 08:40 61.2	25/12/2010 17:50 63.1
19/12/2010 08:05 63.1	19/12/2010 17:15 64.8	20/12/2010 22:25 64.2	23/12/2010 19:35 68.0	25/12/2010 08:45 61.8	25/12/2010 17:55 64.4
19/12/2010 08:10 63.1	19/12/2010 17:20 64.2	20/12/2010 22:30 64.3	23/12/2010 19:40 67.5	25/12/2010 08:50 61.0	25/12/2010 18:00 63.8
19/12/2010 08:15 63.6	19/12/2010 17:25 64.5	20/12/2010 22:35 63.6	23/12/2010 19:45 67.5	25/12/2010 08:55 61.0	25/12/2010 18:05 64.6
19/12/2010 08:20 63.5	19/12/2010 17:30 64.4	20/12/2010 22:40 64.3	23/12/2010 19:50 67.3	25/12/2010 09:00 62.0	25/12/2010 18:10 65.0
19/12/2010 08:25 63.7	19/12/2010 17:35 64.5	20/12/2010 22:45 64.2	23/12/2010 19:55 67.4	25/12/2010 09:05 61.3	25/12/2010 18:15 65.0
19/12/2010 08:30 63.9	19/12/2010 17:40 64.0	20/12/2010 22:50 63.6	23/12/2010 20:00 67.4	25/12/2010 09:10 62.1	25/12/2010 18:20 65.5
19/12/2010 08:35 65.2	19/12/2010 17:45 64.9	20/12/2010 22:55 64.5	23/12/2010 20:05 66.7	25/12/2010 09:15 61.2	25/12/2010 18:25 64.8
19/12/2010 08:40 64.3	19/12/2010 17:50 63.2	21/12/2010 19:00 63.8	23/12/2010 20:10 74.0	25/12/2010 09:20 61.2	25/12/2010 18:30 65.6
19/12/2010 08:45 64.7	19/12/2010 17:55 63.4	21/12/2010 19:05 63.7	23/12/2010 20:15 66.8	25/12/2010 09:25 61.6	25/12/2010 18:35 65.7
19/12/2010 08:50 64.8	19/12/2010 18:00 63.1	21/12/2010 19:10 60.3	23/12/2010 20:20 67.2	25/12/2010 09:30 61.0	25/12/2010 18:40 65.8
19/12/2010 08:55 64.0	19/12/2010 18:05 64.2	21/12/2010 19:15 69.4	23/12/2010 20:25 66.3	25/12/2010 09:35 60.9	25/12/2010 18:45 68.3
19/12/2010 09:00 64.2	19/12/2010 18:10 62.8	21/12/2010 19:20 54.8	23/12/2010 20:30 65.9	25/12/2010 09:40 60.8	25/12/2010 18:50 65.0
19/12/2010 09:05 64.7	19/12/2010 18:15 62.2	21/12/2010 19:25 47.3	23/12/2010 20:35 66.2	25/12/2010 09:45 61.0	25/12/2010 18:55 64.9
19/12/2010 09:10 65.4	19/12/2010 18:20 62.9	21/12/2010 19:30 67.9	23/12/2010 20:40 66.4	25/12/2010 09:50 60.8	25/12/2010 19:00 65.2
19/12/2010 09:15 64.1	19/12/2010 18:25 62.8	21/12/2010 19:35 66.8	23/12/2010 20:45 67.0	25/12/2010 09:55 61.3	25/12/2010 19:05 65.8
19/12/2010 09:20 64.7	19/12/2010 18:30 62.9	21/12/2010 19:40 66.1	23/12/2010 20:50 66.9	25/12/2010 10:00 61.0	25/12/2010 19:10 65.6
19/12/2010 09:25 65.5	19/12/2010 18:35 62.8	21/12/2010 19:45 65.0	23/12/2010 20:55 67.2	25/12/2010 10:05 60.3	25/12/2010 19:15 65.3
19/12/2010 09:30 64.7	19/12/2010 18:40 63.6	21/12/2010 19:50 64.6	23/12/2010 21:00 66.0	25/12/2010 10:10 60.2	25/12/2010 19:20 65.5
19/12/2010 09:35 64.8	19/12/2010 18:45 63.2	21/12/2010 19:55 66.5	23/12/2010 21:05 67.5	25/12/2010 10:15 61.4	25/12/2010 19:25 66.2
19/12/2010 09:40 64.5	19/12/2010 18:50 63.1	21/12/2010 20:00 65.6	23/12/2010 21:10 67.4	25/12/2010 10:20 60.6	25/12/2010 19:30 65.9
19/12/2010 09:45 64.9	19/12/2010 18:55 62.9	21/12/2010 20:05 66.4	23/12/2010 21:15 68.0	25/12/2010 10:25 61.1	25/12/2010 19:35 65.0
19/12/2010 09:50 64.9	19/12/2010 19:00 63.0	21/12/2010 20:10 65.9	23/12/2010 21:20 68.2	25/12/2010 10:30 61.8	25/12/2010 19:40 65.4
19/12/2010 09:55 65.1	19/12/2010 19:05 62.3	21/12/2010 20:15 65.7	23/12/2010 21:25 66.6	25/12/2010 10:35 61.2	25/12/2010 19:45 64.9
19/12/2010 10:00 65.6	19/12/2010 19:10 62.1	21/12/2010 20:20 58.0	23/12/2010 21:30 66.6	25/12/2010 10:40 61.2	25/12/2010 19:50 64.6
19/12/2010 10:05 65.4	19/12/2010 19:15 62.9	**21/12/2010 20:25 73.9***	23/12/2010 21:35 66.7	25/12/2010 10:45 60.8	25/12/2010 19:55 65.4
19/12/2010 10:10 64.9	19/12/2010 19:20 62.1	**21/12/2010 20:30 74.4***	23/12/2010 21:40 67.0	25/12/2010 10:50 60.3	25/12/2010 20:00 65.2
19/12/2010 10:15 64.8	19/12/2010 19:25 62.9	**21/12/2010 20:35 75.2***	23/12/2010 21:45 66.4	25/12/2010 10:55 60.4	25/12/2010 20:05 64.8
19/12/2010 10:20 64.7	19/12/2010 19:30 64.0	**21/12/2010 20:40 75.6***	23/12/2010 21:50 65.7	25/12/2010 11:00 61.0	25/12/2010 20:10 64.6
19/12/2010 10:25 65.0	19/12/2010 19:35 64.2	**21/12/2010 20:45 73.3***	23/12/2010 21:55 66.1	25/12/2010 11:05 60.7	25/12/2010 20:15 64.5
19/12/2010 10:30 65.3	19/12/2010 19:40 64.1	**21/12/2010 20:50 72.9***	23/12/2010 22:00 67.2	25/12/2010 11:10 61.2	25/12/2010 20:20 64.5
19/12/2010 10:35 64.4	19/12/2010 19:45 64.6	**21/12/2010 20:55 75.2***	23/12/2010 22:05 68.1	25/12/2010 11:15 60.4	25/12/2010 20:25 64.7
19/12/2010 10:40 64.7	19/12/2010 19:50 63.9	**21/12/2010 21:00 70.7***	23/12/2010 22:10 66.3	25/12/2010 11:20 61.0	25/12/2010 20:30 64.9
19/12/2010 10:45 63.5	19/12/2010 19:55 64.7	**21/12/2010 21:05 71.9***	23/12/2010 22:15 66.4	25/12/2010 11:25 61.6	25/12/2010 20:35 65.4
19/12/2010 10:50 64.4	19/12/2010 20:00 64.6	**21/12/2010 21:10 74.7***	23/12/2010 22:20 65.5	25/12/2010 11:30 60.7	25/12/2010 20:40 65.0
19/12/2010 10:55 64.5	19/12/2010 20:05 64.6	**21/12/2010 21:15 72.1***	23/12/2010 22:25 65.9	25/12/2010 11:35 61.4	25/12/2010 20:45 64.7
19/12/2010 11:00 64.4	19/12/2010 20:10 64.0	21/12/2010 21:20 62.7	23/12/2010 22:30 65.9	25/12/2010 11:40 61.3	25/12/2010 20:50 65.3
19/12/2010 11:05 65.9	19/12/2010 20:15 64.7	21/12/2010 21:25 67.6	23/12/2010 22:35 65.7	25/12/2010 11:45 61.3	25/12/2010 20:55 65.3
19/12/2010 11:10 65.4	19/12/2010 20:20 63.7	21/12/2010 21:30 65.6	23/12/2010 22:40 65.6	25/12/2010 11:50 61.9	25/12/2010 21:00 65.9
19/12/2010 11:15 64.4	19/12/2010 20:25 63.8	21/12/2010 21:35 65.6	23/12/2010 22:45 67.1	25/12/2010 11:55 61.0	25/12/2010 21:05 64.3
19/12/2010 11:20 64.2	19/12/2010 20:30 64.1	21/12/2010 21:40 65.2	23/12/2010 22:50 66.0	25/12/2010 12:00 61.8	25/12/2010 21:10 64.7
19/12/2010 11:25 64.0	19/12/2010 20:35 64.1	21/12/2010 21:45 65.1	23/12/2010 22:55 67.0	25/12/2010 12:05 62.1	25/12/2010 21:15 65.0
19/12/2010 11:30 65.1	19/12/2010 20:40 64.2	21/12/2010 21:50 65.3	24/12/2010 19:00 65.1	25/12/2010 12:10 62.3	25/12/2010 21:20 65.3
19/12/2010 11:35 65.6	19/12/2010 20:45 64.0	21/12/2010 21:55 65.9	24/12/2010 19:05 64.6	25/12/2010 12:15 61.6	25/12/2010 21:25 64.6
19/12/2010 11:40 65.1	19/12/2010 20:50 63.7	21/12/2010 22:00 65.9	24/12/2010 19:10 65.3	25/12/2010 12:20 62.6	25/12/2010 21:30 63.8
19/12/2010 11:45 65.2	19/12/2010 20:55 64.1	21/12/2010 22:05 66.0	24/12/2010 19:15 64.9	25/12/2010 12:25 63.6	25/12/2010 21:35 64.7
19/12/2010 11:50 65.9	19/12/2010 21:00 63.9	21/12/2010 22:10 66.4	24/12/2010 19:20 65.1	25/12/2010 12:30 62.3	25/12/2010 21:40 65.1
19/12/2010 11:55 64.6	19/12/2010 21:05 64.0	21/12/2010 22:15 65.8	24/12/2010 19:25 64.7	25/12/2010 12:35 62.5	25/12/2010 21:45 65.2
19/12/2010 12:00 64.4	19/12/2010 21:10 64.9	21/12/2010 22:20 66.2	24/12/2010 19:30 65.1	25/12/2010 12:40 62.8	25/12/2010 21:50 65.1
19/12/2010 12:05 64.1	19/12/2010 21:15 65.5	21/12/2010 22:25 66.2	24/12/2010 19:35 65.3	25/12/2010 12:45 62.5	25/12/2010 21:55 65.7
19/12/2010 12:10 64.1	19/12/2010 21:20 63.8	21/12/2010 22:30 65.2	24/12/2010 19:40 65.2	25/12/2010 12:50 62.5	25/12/2010 22:00 65.8
19/12/2010 12:15 64.2	19/12/2010 21:25 63.8	21/12/2010 22:35 64.3	24/12/2010 19:45 65.4	25/12/2010 12:55 63.0	25/12/2010 22:05 65.6
19/12/2010 12:20 64.2	19/12/2010 21:30 63.8	21/12/2010 22:40 64.6	24/12/2010 19:50 65.5	25/12/2010 13:00 62.6	25/12/2010 22:10 65.5
19/12/2010 12:25 64.4	19/12/2010 21:35 64.2	21/12/2010 22:45 64.2	24/12/2010 19:55 66.2	25/12/2010 13:05 63.2	25/12/2010 22:15 65.4
19/12/2010 12:30 65.5	19/12/2010 21:40 63.6	21/12/2010 22:50 65.2	24/12/2010 20:00 66.4	25/12/2010 13:10 63.1	25/12/2010 22:20 65.3
19/12/2010 12:35 64.1	19/12/2010 21:45 64.3	21/12/2010 22:55 64.7	24/12/2010 20:05 65.8	25/12/2010 13:15 62.7	25/12/2010 22:25 65.5
19/12/2010 12:40 63.6	19/12/2010 21:50 63.9	22/12/2010 19:00 65.6	24/12/2010 20:10 65.8	25/12/2010 13:20 62.4	25/12/2010 22:30 64.9
19/12/2010 12:45 63.3	19/12/2010 21:55 65.4	22/12/2010 19:05 61.1	24/12/2010 20:15 66.4	25/12/2010 13:25 63.4	25/12/2010 22:35 64.7
19/12/2010 12:50 64.5	19/12/2010 22:00 63.8	22/12/2010 19:10 54.8	24/12/2010 20:20 66.0	25/12/2010 13:30 63.8	25/12/2010 22:40 64.2
19/12/2010 12:55 64.0	19/12/2010 22:05 62.8	22/12/2010 19:15 58.6	24/12/2010 20:25 66.5	25/12/2010 13:35 62.8	25/12/2010 22:45 65.5
19/12/2010 13:00 63.9	19/12/2010 22:10 63.6	22/12/2010 19:20 50.6	24/12/2010 20:30 65.0	25/12/2010 13:40 63.9	25/12/2010 22:50 64.4
19/12/2010 13:05 64.3	19/12/2010 22:15 62.9	22/12/2010 19:25 68.9	24/12/2010 20:35 65.7	25/12/2010 13:45 62.6	25/12/2010 22:55 64.6
19/12/2010 13:10 64.3	19/12/2010 22:20 65.3	22/12/2010 19:30 68.6	24/12/2010 20:40 65.9	25/12/2010 13:50 63.6	26/12/2010 07:00 62.6
19/12/2010 13:15 64.2	19/12/2010 22:25 63.1	22/12/2010 19:35 67.7	24/12/2010 20:45 65.3	25/12/2010 13:55 63.9	26/12/2010 07:05 63.4
19/12/2010 13:20 64.1	19/12/2010 22:30 62.7	22/12/2010 19:40 67.4	24/12/2010 20:50 65.9	25/12/2010 14:00 63.7	26/12/2010 07:10 63.7
19/12/2010 13:25 64.9	19/12/2010 22:35 62.2	22/12/2010 19:45 67.5	24/12/2010 20:55 65.1	25/12/2010 14:05 64.3	26/12/2010 07:15 63.1
19/12/2010 13:30 64.6	19/12/2010 22:40 62.1	22/12/2010 19:50 67.3	24/12/2010 21:00 66.8	25/12/2010 14:10 63.6	26/12/2010 07:20 63.2
19/12/2010 13:35 64.2	19/12/2010 22:45 62.7	22/12/2010 19:55 67.2	24/12/2010 21:05 66.9	25/12/2010 14:15 64.0	26/12/2010 07:25 62.9
19/12/2010 13:40 63.7	19/12/2010 22:50 63.0	22/12/2010 20:00 66.8	24/12/2010 21:10 66.4	25/12/2010 14:20 64.8	26/12/2010 07:30 63.3
19/12/2010 13:45 63.4	19/12/2010 22:55 64.2	22/12/2010 20:05 67.0	24/12/2010 21:15 66.4	25/12/2010 14:25 63.6	26/12/2010 07:35 62.6
19/12/2010 13:50 64.1	20/12/2010 19:00 63.9	22/12/2010 20:10 66.2	24/12/2010 21:20 65.8	25/12/2010 14:30 63.6	26/12/2010 07:40 62.4
19/12/2010 13:55 63.8	20/12/2010 19:05 63.4	22/12/2010 20:15 67.2	24/12/2010 21:25 66.1	25/12/2010 14:35 63.7	26/12/2010 07:45 61.7
19/12/2010 14:00 63.6	20/12/2010 19:10 63.0	22/12/2010 20:20 67.7	24/12/2010 21:30 66.3	25/12/2010 14:40 64.8	26/12/2010 07:50 61.5
19/12/2010 14:05 64.0	20/12/2010 19:15 64.3	22/12/2010 20:25 67.4	24/12/2010 21:35 65.9	25/12/2010 14:45 63.9	26/12/2010 07:55 61.4
19/12/2010 14:10 64.6	20/12/2010 19:20 63.9	22/12/2010 20:30 68.1	24/12/2010 21:40 65.9	25/12/2010 14:50 64.1	26/12/2010 08:00 61.7
19/12/2010 14:15 63.9	20/12/2010 19:25 63.4	22/12/2010 20:35 66.4	24/12/2010 21:45 65.3	25/12/2010 14:55 64.8	26/12/2010 08:05 61.1
19/12/2010 14:20 64.0	20/12/2010 19:30 63.5	22/12/2010 20:40 65.9	24/12/2010 21:50 64.8	25/12/2010 15:00 63.6	26/12/2010 08:10 61.7
19/12/2010 14:25 64.1	20/12/2010 19:35 63.7	22/12/2010 20:45 66.4	24/12/2010 21:55 65.3	25/12/2010 15:05 64.6	26/12/2010 08:15 62.0
19/12/2010 14:30 65.4	20/12/2010 19:40 63.2	22/12/2010 20:50 65.5	24/12/2010 22:00 65.8	25/12/2010 15:10 64.5	26/12/2010 08:20 61.5
19/12/2010 14:35 64.0	20/12/2010 19:45 63.2	22/12/2010 20:55 65.6	24/12/2010 22:05 66.1	25/12/2010 15:15 64.3	26/12/2010 08:25 61.4
19/12/2010 14:40 63.8	20/12/2010 19:50 62.8	22/12/2010 21:00 66.6	24/12/2010 22:10 65.3	25/12/2010 15:20 64.9	26/12/2010 08:30 61.3
19/12/2010 14:45 63.8	20/12/2010 19:55 62.3	22/12/2010 21:05 65.9	24/12/2010 22:15 64.9	25/12/2010 15:25 65.2	26/12/2010 08:35 60.9

Real-time Noise Data RTN1 (FEHD Hong Kong Transport Section Whitefield Depot)

26/12/2010 08:40 59.6	26/12/2010 17:50 65.1	27/12/2010 11:00 59.8	27/12/2010 20:10 69.1	28/11/2010 06:10 57.5	29/11/2010 23:20 59.5
26/12/2010 08:45 60.8	26/12/2010 17:55 65.2	27/12/2010 11:05 59.2	27/12/2010 20:15 59.7	28/11/2010 06:15 35.4	29/11/2010 23:25 57.1
26/12/2010 08:50 60.6	26/12/2010 18:00 65.0	27/12/2010 11:10 59.6	27/12/2010 20:20 69.3	28/11/2010 06:20 57.2	29/11/2010 23:30 60.5
26/12/2010 08:55 61.1	26/12/2010 18:05 65.1	27/12/2010 11:15 59.1	27/12/2010 20:25 69.2	28/11/2010 06:25 45.6	29/11/2010 23:35 60.3
26/12/2010 09:00 61.3	26/12/2010 18:10 66.1	27/12/2010 11:20 59.2	27/12/2010 20:30 69.4	28/11/2010 06:30 60.0	29/11/2010 23:40 62.2
26/12/2010 09:05 61.5	26/12/2010 18:15 65.1	27/12/2010 11:25 60.1	27/12/2010 20:35 52.9	28/11/2010 06:35 47.7	29/11/2010 23:45 53.7
26/12/2010 09:10 61.4	26/12/2010 18:20 65.7	27/12/2010 11:30 61.1	27/12/2010 20:40 69.3	28/11/2010 06:40 61.1	29/11/2010 23:50 57.4
26/12/2010 09:15 62.2	26/12/2010 18:25 65.6	27/12/2010 11:35 60.2	27/12/2010 20:45 45.3	28/11/2010 06:45 59.6	29/11/2010 23:55 61.1
26/12/2010 09:20 60.7	26/12/2010 18:30 65.0	27/12/2010 11:40 60.4	27/12/2010 20:50 68.6	28/11/2010 06:50 60.8	30/11/2010 00:00 60.8
26/12/2010 09:25 61.3	26/12/2010 18:35 64.8	27/12/2010 11:45 60.1	27/12/2010 20:55 68.4	28/11/2010 06:55 55.0	30/11/2010 00:05 59.8
26/12/2010 09:30 59.9	26/12/2010 18:40 64.5	27/12/2010 11:50 60.6	27/12/2010 21:00 68.0	28/11/2010 23:00 59.9	30/11/2010 00:10 51.0
26/12/2010 09:35 60.7	26/12/2010 18:45 65.2	27/12/2010 11:55 61.0	27/12/2010 21:05 68.6	28/11/2010 23:05 61.7	30/11/2010 00:15 58.6
26/12/2010 09:40 60.8	26/12/2010 18:50 65.5	27/12/2010 12:00 60.7	27/12/2010 21:10 68.5	28/11/2010 23:10 58.6	30/11/2010 00:20 59.6
26/12/2010 09:45 61.3	26/12/2010 18:55 65.0	27/12/2010 12:05 60.8	27/12/2010 21:15 68.1	28/11/2010 23:15 59.6	30/11/2010 00:25 58.6
26/12/2010 09:50 60.4	26/12/2010 19:00 65.3	27/12/2010 12:10 62.4	27/12/2010 21:20 67.9	28/11/2010 23:20 56.0	30/11/2010 00:30 61.4
26/12/2010 09:55 60.6	26/12/2010 19:05 64.9	27/12/2010 12:15 61.9	27/12/2010 21:25 68.0	28/11/2010 23:25 61.0	30/11/2010 00:35 60.0
26/12/2010 10:00 60.3	26/12/2010 19:10 65.9	27/12/2010 12:20 61.8	27/12/2010 21:30 68.7	28/11/2010 23:30 53.9	30/11/2010 00:40 57.4
26/12/2010 10:05 60.4	26/12/2010 19:15 65.5	27/12/2010 12:25 61.8	27/12/2010 21:35 67.9	28/11/2010 23:35 59.8	30/11/2010 00:45 57.5
26/12/2010 10:10 60.8	26/12/2010 19:20 64.5	27/12/2010 12:30 62.1	27/12/2010 21:40 67.4	28/11/2010 23:40 58.3	30/11/2010 00:50 57.1
26/12/2010 10:15 60.4	26/12/2010 19:25 64.9	27/12/2010 12:35 62.3	27/12/2010 21:45 67.8	28/11/2010 23:45 52.9	30/11/2010 00:55 57.3
26/12/2010 10:20 61.1	26/12/2010 19:30 64.7	27/12/2010 12:40 61.6	27/12/2010 21:50 68.3	28/11/2010 23:50 49.1	30/11/2010 01:00 60.6
26/12/2010 10:25 60.5	26/12/2010 19:35 65.2	27/12/2010 12:45 62.2	27/12/2010 21:55 68.1	28/11/2010 23:55 57.7	30/11/2010 01:05 58.2
26/12/2010 10:30 60.5	26/12/2010 19:40 64.7	27/12/2010 12:50 64.0	27/12/2010 22:00 67.7	29/11/2010 00:00 59.2	30/11/2010 01:10 57.2
26/12/2010 10:35 60.1	26/12/2010 19:45 65.2	27/12/2010 12:55 62.4	27/12/2010 22:05 67.7	29/11/2010 00:05 55.1	30/11/2010 01:15 60.2
26/12/2010 10:40 61.5	26/12/2010 19:50 65.2	27/12/2010 13:00 63.1	27/12/2010 22:10 68.4	29/11/2010 00:10 59.2	30/11/2010 01:20 60.1
26/12/2010 10:45 61.1	26/12/2010 19:55 65.1	27/12/2010 13:05 62.4	27/12/2010 22:15 68.1	29/11/2010 00:15 58.3	30/11/2010 01:25 59.6
26/12/2010 10:50 61.5	26/12/2010 20:00 65.1	27/12/2010 13:10 63.0	27/12/2010 22:20 69.0	29/11/2010 00:20 59.8	30/11/2010 01:30 59.1
26/12/2010 10:55 61.0	26/12/2010 20:05 65.2	27/12/2010 13:15 62.8	27/12/2010 22:25 67.5	29/11/2010 00:25 57.9	30/11/2010 01:35 55.5
26/12/2010 11:00 60.6	26/12/2010 20:10 65.2	27/12/2010 13:20 63.0	27/12/2010 22:30 67.3	29/11/2010 00:30 57.0	30/11/2010 01:40 57.3
26/12/2010 11:05 61.1	26/12/2010 20:15 65.4	27/12/2010 13:25 62.8	27/12/2010 22:35 67.9	29/11/2010 00:35 58.5	30/11/2010 01:45 59.3
26/12/2010 11:10 61.7	26/12/2010 20:20 66.0	27/12/2010 13:30 63.3	27/12/2010 22:40 67.2	29/11/2010 00:40 57.6	30/11/2010 01:50 54.7
26/12/2010 11:15 61.1	26/12/2010 20:25 64.9	27/12/2010 13:35 63.4	27/12/2010 22:45 67.0	29/11/2010 00:45 60.9	30/11/2010 01:55 57.8
26/12/2010 11:20 61.4	26/12/2010 20:30 64.6	27/12/2010 13:40 64.0	27/12/2010 22:50 68.0	29/11/2010 00:50 58.3	30/11/2010 02:00 55.9
26/12/2010 11:25 61.4	26/12/2010 20:35 64.9	27/12/2010 13:45 63.8	27/12/2010 22:55 68.9	29/11/2010 00:55 57.6	30/11/2010 02:05 53.7
26/12/2010 11:30 61.9	26/12/2010 20:40 68.0	27/12/2010 13:50 63.6		29/11/2010 01:00 59.3	30/11/2010 02:10 58.2
26/12/2010 11:35 62.9	26/12/2010 20:45 65.1	27/12/2010 13:55 63.6	Night-time 23:00-07:00	29/11/2010 01:05 56.4	30/11/2010 02:15 54.5
26/12/2010 11:40 62.1	26/12/2010 20:50 64.9	27/12/2010 14:00 63.4	28/11/2010 00:00 56.5	29/11/2010 01:10 61.7	30/11/2010 02:20 57.2
26/12/2010 11:45 61.5	26/12/2010 20:55 65.1	27/12/2010 14:05 62.8	28/11/2010 00:05 59.8	29/11/2010 01:15 57.4	30/11/2010 02:25 53.8
26/12/2010 11:50 62.4	26/12/2010 21:00 65.1	27/12/2010 14:10 63.4	28/11/2010 00:10 58.1	29/11/2010 01:20 57.6	30/11/2010 02:30 60.2
26/12/2010 11:55 62.9	26/12/2010 21:05 65.1	27/12/2010 14:15 64.2	28/11/2010 00:15 56.4	29/11/2010 01:25 58.9	30/11/2010 02:35 56.4
26/12/2010 12:00 62.4	26/12/2010 21:10 65.4	27/12/2010 14:20 64.2	28/11/2010 00:20 57.8	29/11/2010 01:30 59.8	30/11/2010 02:40 55.2
26/12/2010 12:05 62.4	26/12/2010 21:15 64.9	27/12/2010 14:25 63.9	28/11/2010 00:25 59.1	29/11/2010 01:35 57.2	30/11/2010 02:45 56.4
26/12/2010 12:10 62.8	26/12/2010 21:20 64.9	27/12/2010 14:30 64.0	28/11/2010 00:30 61.4	29/11/2010 01:40 59.3	30/11/2010 02:50 54.7
26/12/2010 12:15 62.5	26/12/2010 21:25 65.1	27/12/2010 14:35 64.1	28/11/2010 00:35 59.6	29/11/2010 01:45 60.0	30/11/2010 02:55 55.7
26/12/2010 12:20 63.9	26/12/2010 21:30 64.9	27/12/2010 14:40 64.9	28/11/2010 00:40 61.3	29/11/2010 01:50 60.1	30/11/2010 03:00 56.9
26/12/2010 12:25 63.6	26/12/2010 21:35 65.2	27/12/2010 14:45 64.1	28/11/2010 00:45 59.3	29/11/2010 01:55 54.4	30/11/2010 03:05 54.6
26/12/2010 12:30 63.4	26/12/2010 21:40 65.5	27/12/2010 14:50 64.8	28/11/2010 00:50 60.9	29/11/2010 02:00 55.1	30/11/2010 03:10 51.4
26/12/2010 12:35 65.3	26/12/2010 21:45 64.7	27/12/2010 14:55 64.6	28/11/2010 00:55 56.0	29/11/2010 02:05 58.2	30/11/2010 03:15 58.3
26/12/2010 12:40 63.9	26/12/2010 21:50 65.9	27/12/2010 15:00 65.3	28/11/2010 01:00 61.2	29/11/2010 02:10 57.8	30/11/2010 03:20 56.8
26/12/2010 12:45 62.9	26/12/2010 21:55 65.0	27/12/2010 15:05 64.7	28/11/2010 01:05 57.7	29/11/2010 02:15 55.9	30/11/2010 03:25 57.1
26/12/2010 12:50 63.0	26/12/2010 22:00 65.2	27/12/2010 15:10 64.7	28/11/2010 01:10 58.4	29/11/2010 02:20 54.2	30/11/2010 03:30 56.3
26/12/2010 12:55 63.7	26/12/2010 22:05 65.0	27/12/2010 15:15 65.3	28/11/2010 01:15 57.7	29/11/2010 02:25 52.7	30/11/2010 03:35 56.6
26/12/2010 13:00 63.3	26/12/2010 22:10 64.8	27/12/2010 15:20 65.4	28/11/2010 01:20 55.7	29/11/2010 02:30 60.6	30/11/2010 03:40 58.6
26/12/2010 13:05 63.5	26/12/2010 22:15 64.9	27/12/2010 15:25 64.8	28/11/2010 01:25 61.4	29/11/2010 02:35 58.0	30/11/2010 03:45 58.3
26/12/2010 13:10 64.3	26/12/2010 22:20 64.9	27/12/2010 15:30 63.8	28/11/2010 01:30 58.0	29/11/2010 02:40 56.2	30/11/2010 03:50 57.0
26/12/2010 13:15 63.0	26/12/2010 22:25 64.8	27/12/2010 15:35 64.3	28/11/2010 01:35 58.3	29/11/2010 02:45 59.2	30/11/2010 03:55 55.8
26/12/2010 13:20 62.9	26/12/2010 22:30 65.4	27/12/2010 15:40 64.0	28/11/2010 01:40 59.4	29/11/2010 02:50 53.5	30/11/2010 04:00 57.0
26/12/2010 13:25 63.7	26/12/2010 22:35 64.9	27/12/2010 15:45 65.0	28/11/2010 01:45 58.8	29/11/2010 02:55 53.9	30/11/2010 04:05 54.2
26/12/2010 13:30 63.1	26/12/2010 22:40 64.8	27/12/2010 15:50 66.0	28/11/2010 01:50 57.8	29/11/2010 03:00 56.9	30/11/2010 04:10 56.1
26/12/2010 13:35 63.7	26/12/2010 22:45 64.7	27/12/2010 15:55 66.0	28/11/2010 01:55 61.1	29/11/2010 03:05 56.2	30/11/2010 04:15 58.5
26/12/2010 13:40 63.4	26/12/2010 22:50 65.1	27/12/2010 16:00 65.5	28/11/2010 02:00 59.6	29/11/2010 03:10 54.9	30/11/2010 04:20 54.5
26/12/2010 13:45 63.1	26/12/2010 22:55 64.8	27/12/2010 16:05 65.4	28/11/2010 02:05 54.3	29/11/2010 03:15 54.6	30/11/2010 04:25 54.6
26/12/2010 13:50 63.7	27/12/2010 07:00 61.3	27/12/2010 16:10 66.1	28/11/2010 02:10 53.6	29/11/2010 03:20 58.8	30/11/2010 04:30 53.9
26/12/2010 13:55 64.6	27/12/2010 07:05 61.5	27/12/2010 16:15 65.5	28/11/2010 02:15 59.8	29/11/2010 03:25 53.9	30/11/2010 04:35 55.9
26/12/2010 14:00 63.7	27/12/2010 07:10 62.0	27/12/2010 16:20 65.8	28/11/2010 02:20 56.4	29/11/2010 03:30 53.3	30/11/2010 04:40 54.8
26/12/2010 14:05 63.9	27/12/2010 07:15 61.0	27/12/2010 16:25 66.5	28/11/2010 02:25 57.3	29/11/2010 03:35 55.7	30/11/2010 04:45 54.6
26/12/2010 14:10 64.3	27/12/2010 07:20 61.5	27/12/2010 16:30 65.4	28/11/2010 02:30 59.6	29/11/2010 03:40 53.8	30/11/2010 04:50 55.6
26/12/2010 14:15 64.4	27/12/2010 07:25 61.3	27/12/2010 16:35 65.3	28/11/2010 02:35 57.3	29/11/2010 03:45 55.6	30/11/2010 04:55 54.2
26/12/2010 14:20 63.8	27/12/2010 07:30 62.1	27/12/2010 16:40 65.7	28/11/2010 02:40 56.4	29/11/2010 03:50 52.4	30/11/2010 05:00 54.3
26/12/2010 14:25 65.2	27/12/2010 07:35 60.8	27/12/2010 16:45 64.9	28/11/2010 02:45 52.2	29/11/2010 03:55 53.3	30/11/2010 05:05 58.2
26/12/2010 14:30 65.5	27/12/2010 07:40 61.9	27/12/2010 16:50 65.1	28/11/2010 02:50 54.8	29/11/2010 04:00 52.3	30/11/2010 05:10 54.1
26/12/2010 14:35 66.2	27/12/2010 07:45 61.4	27/12/2010 16:55 65.9	28/11/2010 02:55 56.8	29/11/2010 04:05 56.6	30/11/2010 05:15 61.4
26/12/2010 14:40 65.9	27/12/2010 07:50 61.4	27/12/2010 17:00 65.5	28/11/2010 03:00 56.8	29/11/2010 04:10 55.9	30/11/2010 05:20 55.4
26/12/2010 14:45 66.5	27/12/2010 07:55 60.1	27/12/2010 17:05 65.6	28/11/2010 03:05 53.1	29/11/2010 04:15 54.4	30/11/2010 05:25 52.9
26/12/2010 14:50 68.0	27/12/2010 08:00 61.6	27/12/2010 17:10 64.5	28/11/2010 03:10 54.7	29/11/2010 04:20 53.7	30/11/2010 05:30 56.9
26/12/2010 14:55 67.2	27/12/2010 08:05 60.4	27/12/2010 17:15 65.0	28/11/2010 03:15 55.8	29/11/2010 04:25 51.6	30/11/2010 05:35 58.4
26/12/2010 15:00 67.5	27/12/2010 08:10 60.7	27/12/2010 17:20 65.0	28/11/2010 03:20 58.6	29/11/2010 04:30 60.0	30/11/2010 05:40 55.2
26/12/2010 15:05 68.0	27/12/2010 08:15 60.3	27/12/2010 17:25 64.0	28/11/2010 03:25 55.1	29/11/2010 04:35 57.4	30/11/2010 05:45 58.5
26/12/2010 15:10 67.7	27/12/2010 08:20 59.8	27/12/2010 17:30 64.0	28/11/2010 03:30 57.0	29/11/2010 04:40 56.9	30/11/2010 05:50 60.0
26/12/2010 15:15 67.2	27/12/2010 08:25 60.7	27/12/2010 17:35 65.0	28/11/2010 03:35 54.7	29/11/2010 04:45 55.6	30/11/2010 05:55 55.0
26/12/2010 15:20 67.1	27/12/2010 08:30 59.4	27/12/2010 17:40 64.6	28/11/2010 03:40 58.7	29/11/2010 04:50 56.2	30/11/2010 06:00 56.2
26/12/2010 15:25 67.8	27/12/2010 08:35 60.4	27/12/2010 17:45 63.8	28/11/2010 03:45 53.5	29/11/2010 04:55 54.3	30/11/2010 06:05 59.4
26/12/2010 15:30 66.9	27/12/2010 08:40 61.1	27/12/2010 17:50 63.4	28/11/2010 03:50 54.6	29/11/2010 05:00 55.2	30/11/2010 06:10 59.0
26/12/2010 15:35 66.9	27/12/2010 08:45 60.2	27/12/2010 17:55 64.5	28/11/2010 03:55 57.6	29/11/2010 05:05 54.0	30/11/2010 06:15 61.7
26/12/2010 15:40 66.3	27/12/2010 08:50 60.0	27/12/2010 18:00 63.8	28/11/2010 04:00 57.3	29/11/2010 05:10 54.2	30/11/2010 06:20 58.7
26/12/2010 15:45 66.8	27/12/2010 08:55 59.9	27/12/2010 18:05 63.5	28/11/2010 04:05 55.6	29/11/2010 05:15 61.8	30/11/2010 06:25 58.8
26/12/2010 15:50 67.1	27/12/2010 09:00 59.4	27/12/2010 18:10 64.0	28/11/2010 04:10 54.7	29/11/2010 05:20 56.8	30/11/2010 06:30 61.9
26/12/2010 15:55 67.0	27/12/2010 09:05 59.4	27/12/2010 18:15 63.7	28/11/2010 04:15 54.0	29/11/2010 05:25 56.3	30/11/2010 06:35 56.4
26/12/2010 16:00 66.9	27/12/2010 09:10 59.0	27/12/2010 18:20 65.7	28/11/2010 04:20 54.1	29/11/2010 05:30 57.5	30/11/2010 06:40 49.1
26/12/2010 16:05 67.5	27/12/2010 09:15 59.1	27/12/2010 18:25 64.9	28/11/2010 04:25 53.5	29/11/2010 05:35 56.9	30/11/2010 06:45 60.7
26/12/2010 16:10 66.5	27/12/2010 09:20 59.8	27/12/2010 18:30 64.5	28/11/2010 04:30 57.6	29/11/2010 05:40 57.7	30/11/2010 06:50 58.4
26/12/2010 16:15 66.8	27/12/2010 09:25 59.2	27/12/2010 18:35 65.0	28/11/2010 04:35 58.9	29/11/2010 05:45 58.0	30/11/2010 06:55 60.9
26/12/2010 16:20 67.4	27/12/2010 09:30 60.4	27/12/2010 18:40 65.2	28/11/2010 04:40 53.7	29/11/2010 05:50 35.4	30/11/2010 23:00 60.0
26/12/2010 16:25 67.4	27/12/2010 09:35 58.5	27/12/2010 18:45 64.3	28/11/2010 04:45 53.9	29/11/2010 05:55 58.6	30/11/2010 23:05 60.2
26/12/2010 16:30 65.0	27/12/2010 09:40 59.5	27/12/2010 18:50 65.2	28/11/2010 04:50 56.6	29/11/2010 06:00 60.1	30/11/2010 23:10 60.9
26/12/2010 16:35 66.3	27/12/2010 09:45 59.4	27/12/2010 18:55 64.5	28/11/2010 04:55 59.3	29/11/2010 06:05 59.6	30/11/2010 23:15 62.3
26/12/2010 16:40 65.7	27/12/2010 09:50 60.1	27/12/2010 19:00 67.3	28/11/2010 05:00 57.2	29/11/2010 06:10 58.5	30/11/2010 23:20 61.9
26/12/2010 16:45 66.4	27/12/2010 09:55 59.5	27/12/2010 19:05 67.7	28/11/2010 05:05 57.5	29/11/2010 06:15 57.8	30/11/2010 23:25 60.7
26/12/2010 16:50 66.6	27/12/2010 10:00 58.8	27/12/2010 19:10 67.5	28/11/2010 05:10 53.7	29/11/2010 06:20 60.8	30/11/2010 23:30 59.8
26/12/2010 16:55 65.2	27/12/2010 10:05 58.6	27/12/2010 19:15 69.2	28/11/2010 05:15 61.0	29/11/2010 06:25 57.7	30/11/2010 23:35 59.8
26/12/2010 17:00 65.9	27/12/2010 10:10 59.2	27/12/2010 19:20 68.1	28/11/2010 05:20 59.1	29/11/2010 06:30 58.9	30/11/2010 23:40 60.3
26/12/2010 17:05 66.3	27/12/2010 10:15 58.8	27/12/2010 19:25 68.6	28/11/2010 05:25 56.0	29/11/2010 06:35 59.3	30/11/2010 23:45 59.3
26/12/2010 17:10 65.5	27/12/2010 10:20 58.7	27/12/2010 19:30 68.9	28/11/2010 05:30 56.6	29/11/2010 06:40 60.6	30/11/2010 23:50 58.4
26/12/2010 17:15 65.1	27/12/2010 10:25 59.0	27/12/2010 19:35 68.9	28/11/2010 05:35 58.4	29/11/2010 06:45 61.5	30/11/2010 23:55 60.5
26/12/2010 17:20 65.3	27/12/2010 10:30 59.0	27/12/2010 19:40 68.2	28/11/2010 05:40 58.8	29/11/2010 06:50 53.6	01/12/2010 00:00 59.0
26/12/2010 17:25 64.8	27/12/2010 10:35 58.7	27/12/2010 19:45 68.4	28/11/2010 05:45 59.5	29/11/2010 06:55 62.1	01/12/2010 00:05 60.0
26/12/2010 17:30 65.0	27/12/2010 10:40 59.5	27/12/2010 19:50 61.5	28/11/2010 05:50 59.7	29/11/2010 23:00 62.0	01/12/2010 00:10 57.2
26/12/2010 17:35 65.7	27/12/2010 10:45 59.6	27/12/2010 19:55 47.3	28/11/2010 05:55 58.9	29/11/2010 23:05 60.5	01/12/2010 00:15 59.3
26/12/2010 17:40 66.1	27/12/2010 10:50 58.5	27/12/2010 20:00 47.3	28/11/2010 06:00 59.7	29/11/2010 23:10 58.8	01/12/2010 00:20 60.1
26/12/2010 17:45 66.1	27/12/2010 10:55 58.3	27/12/2010 20:05 47.3	28/11/2010 06:05 60.3	29/11/2010 23:15 57.2	01/12/2010 00:25 58.4

Real-time Noise Data RTN1 (FEHD Hong Kong Transport Section Whitefield Depot)

01/12/2010 00:30 59.2	02/12/2010 01:40 60.4	03/12/2010 02:50 61.3	04/12/2010 04:00 60.0	05/12/2010 05:10 61.2	06/12/2010 06:20 60.6
01/12/2010 00:35 52.4	02/12/2010 01:45 60.9	03/12/2010 02:55 60.9	04/12/2010 04:05 61.0	05/12/2010 05:15 60.6	06/12/2010 06:25 60.4
01/12/2010 00:40 55.8	02/12/2010 01:50 60.2	03/12/2010 03:00 61.8	04/12/2010 04:10 59.1	05/12/2010 05:20 60.9	06/12/2010 06:30 61.0
01/12/2010 00:45 55.7	02/12/2010 01:55 40.3	03/12/2010 03:05 60.7	04/12/2010 04:15 61.4	05/12/2010 05:25 44.0	06/12/2010 06:35 62.6
01/12/2010 00:50 55.8	02/12/2010 02:00 60.6	03/12/2010 03:10 60.9	04/12/2010 04:20 59.9	05/12/2010 05:30 46.7	06/12/2010 06:40 62.8
01/12/2010 00:55 56.3	02/12/2010 02:05 60.9	03/12/2010 03:15 60.6	04/12/2010 04:25 60.4	05/12/2010 05:35 61.2	06/12/2010 06:45 61.7
01/12/2010 01:00 54.4	02/12/2010 02:10 59.5	03/12/2010 03:20 61.5	04/12/2010 04:30 60.1	05/12/2010 05:40 61.3	06/12/2010 06:50 61.2
01/12/2010 01:05 49.3	02/12/2010 02:15 60.2	03/12/2010 03:25 61.5	04/12/2010 04:35 60.6	05/12/2010 05:45 61.0	06/12/2010 23:00 59.8
01/12/2010 01:10 41.6	02/12/2010 02:20 60.2	03/12/2010 03:30 60.7	04/12/2010 04:40 60.3	05/12/2010 05:50 61.8	06/12/2010 23:05 59.3
01/12/2010 01:15 46.4	02/12/2010 02:25 59.3	03/12/2010 03:35 60.1	04/12/2010 04:45 60.7	05/12/2010 05:55 49.7	06/12/2010 23:10 59.5
01/12/2010 01:20 47.9	02/12/2010 02:30 60.2	03/12/2010 03:40 61.0	04/12/2010 04:50 61.4	05/12/2010 06:00 52.1	06/12/2010 23:15 59.9
01/12/2010 01:25 61.5	02/12/2010 02:35 60.9	03/12/2010 03:45 60.1	04/12/2010 04:55 61.0	05/12/2010 06:05 53.0	06/12/2010 23:20 58.9
01/12/2010 01:30 41.6	02/12/2010 02:40 60.1	03/12/2010 03:50 60.2	04/12/2010 05:00 60.5	05/12/2010 06:10 48.9	06/12/2010 23:25 59.4
01/12/2010 01:35 40.3	02/12/2010 02:45 59.9	03/12/2010 03:55 61.7	04/12/2010 05:05 60.9	05/12/2010 06:15 52.3	06/12/2010 23:30 57.6
01/12/2010 01:40 61.1	02/12/2010 02:50 59.8	03/12/2010 04:00 60.2	04/12/2010 05:10 61.2	05/12/2010 06:20 53.1	06/12/2010 23:35 59.4
01/12/2010 01:45 61.8	02/12/2010 02:55 59.2	03/12/2010 04:05 60.5	04/12/2010 05:15 60.6	05/12/2010 06:25 55.4	06/12/2010 23:40 59.3
01/12/2010 01:50 61.7	02/12/2010 03:00 58.9	03/12/2010 04:10 60.9	04/12/2010 05:20 60.9	05/12/2010 06:30 56.1	06/12/2010 23:45 60.0
01/12/2010 01:55 61.4	02/12/2010 03:05 59.7	03/12/2010 04:15 60.3	04/12/2010 05:25 44.0	05/12/2010 06:35 56.7	06/12/2010 23:50 59.6
01/12/2010 02:00 60.9	02/12/2010 03:10 60.4	03/12/2010 04:20 60.8	04/12/2010 05:30 46.7	05/12/2010 06:40 53.5	06/12/2010 23:55 57.8
01/12/2010 02:05 61.6	02/12/2010 03:15 59.5	03/12/2010 04:25 61.0	04/12/2010 05:35 61.2	05/12/2010 06:45 58.0	07/12/2010 00:00 58.5
01/12/2010 02:10 60.3	02/12/2010 03:20 60.3	03/12/2010 04:30 60.3	04/12/2010 05:40 61.3	05/12/2010 06:50 60.4	07/12/2010 00:05 58.0
01/12/2010 02:15 60.7	02/12/2010 03:25 59.3	03/12/2010 04:35 60.6	04/12/2010 05:45 61.0	05/12/2010 06:55 57.3	07/12/2010 00:10 58.8
01/12/2010 02:20 60.8	02/12/2010 03:30 60.4	03/12/2010 04:40 61.5	04/12/2010 05:50 61.8	05/12/2010 23:00 59.5	07/12/2010 00:15 57.4
01/12/2010 02:25 59.9	02/12/2010 03:35 59.7	03/12/2010 04:45 60.9	04/12/2010 05:55 49.7	05/12/2010 23:05 58.7	07/12/2010 00:20 57.9
01/12/2010 02:30 60.9	02/12/2010 03:40 59.6	03/12/2010 04:50 61.2	04/12/2010 06:00 52.1	05/12/2010 23:10 59.8	07/12/2010 00:25 52.6
01/12/2010 02:35 60.3	02/12/2010 03:45 60.1	03/12/2010 04:55 60.3	04/12/2010 06:05 53.0	05/12/2010 23:15 58.3	07/12/2010 00:30 52.0
01/12/2010 02:40 61.9	02/12/2010 03:50 59.6	03/12/2010 05:00 59.7	04/12/2010 06:10 48.9	05/12/2010 23:20 60.1	07/12/2010 00:35 61.9
01/12/2010 02:45 60.1	02/12/2010 03:55 59.7	03/12/2010 05:05 60.9	04/12/2010 06:15 52.3	05/12/2010 23:25 59.9	07/12/2010 00:40 61.3
01/12/2010 02:50 60.8	02/12/2010 04:00 59.5	03/12/2010 05:10 61.1	04/12/2010 06:20 53.1	05/12/2010 23:30 56.7	07/12/2010 00:45 61.4
01/12/2010 02:55 59.1	02/12/2010 04:05 59.2	03/12/2010 05:15 60.9	04/12/2010 06:25 55.4	05/12/2010 23:35 57.8	07/12/2010 00:50 61.8
01/12/2010 03:00 59.8	02/12/2010 04:10 57.7	03/12/2010 05:20 61.0	04/12/2010 06:30 56.1	05/12/2010 23:40 58.2	07/12/2010 00:55 45.6
01/12/2010 03:05 60.0	02/12/2010 04:15 59.5	03/12/2010 05:25 61.9	04/12/2010 06:35 56.7	05/12/2010 23:45 57.5	07/12/2010 01:00 49.1
01/12/2010 03:10 59.3	02/12/2010 04:20 58.6	03/12/2010 05:30 61.6	04/12/2010 06:40 53.5	05/12/2010 23:50 59.5	07/12/2010 01:05 61.7
01/12/2010 03:15 60.3	02/12/2010 04:25 59.0	03/12/2010 05:35 61.9	04/12/2010 06:45 58.0	05/12/2010 23:55 51.3	07/12/2010 01:10 60.8
01/12/2010 03:20 60.7	02/12/2010 04:30 60.4	03/12/2010 05:40 61.8	04/12/2010 06:50 60.4	06/12/2010 00:00 51.5	07/12/2010 01:15 61.0
01/12/2010 03:25 60.1	02/12/2010 04:35 59.7	03/12/2010 05:45 61.6	04/12/2010 06:55 57.3	06/12/2010 00:05 52.5	07/12/2010 01:20 61.4
01/12/2010 03:30 59.4	02/12/2010 04:40 59.4	03/12/2010 05:50 43.3	04/12/2010 23:00 59.5	06/12/2010 00:10 52.3	07/12/2010 01:25 61.9
01/12/2010 03:35 59.1	02/12/2010 04:45 59.3	03/12/2010 05:55 35.4	04/12/2010 23:05 59.3	06/12/2010 00:15 35.4	07/12/2010 01:30 61.8
01/12/2010 03:40 59.5	02/12/2010 04:50 59.2	03/12/2010 06:00 57.0	04/12/2010 23:10 60.4	06/12/2010 00:20 49.7	07/12/2010 01:35 60.9
01/12/2010 03:45 59.8	02/12/2010 04:55 59.5	03/12/2010 06:05 58.6	04/12/2010 23:15 59.3	06/12/2010 00:25 61.6	07/12/2010 01:40 60.9
01/12/2010 03:50 59.8	02/12/2010 05:00 60.1	03/12/2010 06:10 56.3	04/12/2010 23:20 60.5	06/12/2010 00:30 61.3	07/12/2010 01:45 61.2
01/12/2010 03:55 58.5	02/12/2010 05:05 60.5	03/12/2010 06:15 57.9	04/12/2010 23:25 60.7	06/12/2010 00:35 61.7	07/12/2010 01:50 61.7
01/12/2010 04:00 60.9	02/12/2010 05:10 59.5	03/12/2010 06:20 60.1	04/12/2010 23:30 59.5	06/12/2010 00:40 61.8	07/12/2010 01:55 59.6
01/12/2010 04:05 59.3	02/12/2010 05:15 60.4	03/12/2010 06:25 55.0	04/12/2010 23:35 60.1	06/12/2010 00:45 61.5	07/12/2010 02:00 60.7
01/12/2010 04:10 60.0	02/12/2010 05:20 60.6	03/12/2010 06:30 59.7	04/12/2010 23:40 61.1	06/12/2010 00:50 61.7	07/12/2010 02:05 60.1
01/12/2010 04:15 59.8	02/12/2010 05:25 60.1	03/12/2010 06:35 60.7	04/12/2010 23:45 59.9	06/12/2010 00:55 60.5	07/12/2010 02:10 60.5
01/12/2010 04:20 59.4	02/12/2010 05:30 60.9	03/12/2010 06:40 60.2	04/12/2010 23:50 59.7	06/12/2010 01:00 60.1	07/12/2010 02:15 60.5
01/12/2010 04:25 58.8	02/12/2010 05:35 60.4	03/12/2010 06:45 58.8	04/12/2010 23:55 58.4	06/12/2010 01:05 60.1	07/12/2010 02:20 59.0
01/12/2010 04:30 59.6	02/12/2010 05:40 61.5	03/12/2010 06:50 61.4	05/12/2010 00:00 56.6	06/12/2010 01:10 60.5	07/12/2010 02:25 59.8
01/12/2010 04:35 61.3	02/12/2010 05:45 61.1	03/12/2010 06:55 61.9	05/12/2010 00:05 58.6	06/12/2010 01:15 59.8	07/12/2010 02:30 61.5
01/12/2010 04:40 58.9	02/12/2010 05:50 61.1	03/12/2010 23:00 59.3	05/12/2010 00:10 56.8	06/12/2010 01:20 60.4	07/12/2010 02:35 60.5
01/12/2010 04:45 59.9	02/12/2010 05:55 51.5	03/12/2010 23:05 59.3	05/12/2010 00:15 57.4	06/12/2010 01:25 60.0	07/12/2010 02:40 60.5
01/12/2010 04:50 59.8	02/12/2010 06:00 61.2	03/12/2010 23:10 60.4	05/12/2010 00:20 57.2	06/12/2010 01:30 60.4	07/12/2010 02:45 59.7
01/12/2010 04:55 59.3	02/12/2010 06:05 50.0	03/12/2010 23:15 59.3	05/12/2010 00:25 54.9	06/12/2010 01:35 59.7	07/12/2010 02:50 60.6
01/12/2010 05:00 60.7	02/12/2010 06:10 57.7	03/12/2010 23:20 60.5	05/12/2010 00:30 54.4	06/12/2010 01:40 60.1	07/12/2010 02:55 60.9
01/12/2010 05:05 60.5	02/12/2010 06:15 49.1	03/12/2010 23:25 60.7	05/12/2010 00:35 55.7	06/12/2010 01:45 59.0	07/12/2010 03:00 60.9
01/12/2010 05:10 60.1	02/12/2010 06:20 57.4	03/12/2010 23:30 59.5	05/12/2010 00:40 45.6	06/12/2010 01:50 59.7	07/12/2010 03:05 59.3
01/12/2010 05:15 59.5	02/12/2010 06:25 58.3	03/12/2010 23:35 60.1	05/12/2010 00:45 53.9	06/12/2010 01:55 59.1	07/12/2010 03:10 60.1
01/12/2010 05:20 60.4	02/12/2010 06:30 56.0	03/12/2010 23:40 61.1	05/12/2010 00:50 45.6	06/12/2010 02:00 59.5	07/12/2010 03:15 61.2
01/12/2010 05:25 60.5	02/12/2010 06:35 59.0	03/12/2010 23:45 59.9	05/12/2010 00:55 51.7	06/12/2010 02:05 59.0	07/12/2010 03:20 60.2
01/12/2010 05:30 60.1	02/12/2010 06:40 60.9	03/12/2010 23:50 59.7	05/12/2010 01:00 40.3	06/12/2010 02:10 59.6	07/12/2010 03:25 48.2
01/12/2010 05:35 59.7	02/12/2010 06:45 59.6	03/12/2010 23:55 58.4	05/12/2010 01:05 61.7	06/12/2010 02:15 59.5	07/12/2010 03:30 60.3
01/12/2010 05:40 60.6	02/12/2010 06:50 61.2	04/12/2010 00:00 56.6	05/12/2010 01:10 61.7	06/12/2010 02:20 59.3	07/12/2010 03:35 59.8
01/12/2010 05:45 61.6	02/12/2010 06:55 60.7	04/12/2010 00:05 58.6	05/12/2010 01:15 53.5	06/12/2010 02:25 58.7	07/12/2010 03:40 61.7
01/12/2010 05:50 45.1	02/12/2010 23:00 61.5	04/12/2010 00:10 56.8	05/12/2010 01:20 61.6	06/12/2010 02:30 59.7	07/12/2010 03:45 60.6
01/12/2010 05:55 60.9	02/12/2010 23:05 61.0	04/12/2010 00:15 57.4	05/12/2010 01:25 52.3	06/12/2010 02:35 59.1	07/12/2010 03:50 58.2
01/12/2010 06:00 54.5	02/12/2010 23:10 60.5	04/12/2010 00:20 57.2	05/12/2010 01:30 42.5	06/12/2010 02:40 58.3	07/12/2010 03:55 60.1
01/12/2010 06:05 61.5	02/12/2010 23:15 60.9	04/12/2010 00:25 54.9	05/12/2010 01:35 44.6	06/12/2010 02:45 58.7	07/12/2010 04:00 60.1
01/12/2010 06:10 57.6	02/12/2010 23:20 59.7	04/12/2010 00:30 54.4	05/12/2010 01:40 61.5	06/12/2010 02:50 58.3	07/12/2010 04:05 60.4
01/12/2010 06:15 54.1	02/12/2010 23:25 60.8	04/12/2010 00:35 55.7	05/12/2010 01:45 61.5	06/12/2010 02:55 59.1	07/12/2010 04:10 59.5
01/12/2010 06:20 58.5	02/12/2010 23:30 59.2	04/12/2010 00:40 45.6	05/12/2010 01:50 61.4	06/12/2010 03:00 57.8	07/12/2010 04:15 59.8
01/12/2010 06:25 57.7	02/12/2010 23:35 59.5	04/12/2010 00:45 53.9	05/12/2010 01:55 60.9	06/12/2010 03:05 58.6	07/12/2010 04:20 59.3
01/12/2010 06:30 60.2	02/12/2010 23:40 58.4	04/12/2010 00:50 45.6	05/12/2010 02:00 61.3	06/12/2010 03:10 58.2	07/12/2010 04:25 60.5
01/12/2010 06:35 61.1	02/12/2010 23:45 60.1	04/12/2010 00:55 51.7	05/12/2010 02:05 47.1	06/12/2010 03:15 58.9	07/12/2010 04:30 59.5
01/12/2010 06:40 59.5	02/12/2010 23:50 58.5	04/12/2010 01:00 40.3	05/12/2010 02:10 61.1	06/12/2010 03:20 60.3	07/12/2010 04:35 60.1
01/12/2010 06:45 61.9	02/12/2010 23:55 60.1	04/12/2010 01:05 61.7	05/12/2010 02:15 60.6	06/12/2010 03:25 57.9	07/12/2010 04:40 59.9
01/12/2010 06:50 61.3	03/12/2010 00:00 59.8	04/12/2010 01:10 61.7	05/12/2010 02:20 61.0	06/12/2010 03:30 59.5	07/12/2010 04:45 47.4
01/12/2010 06:55 62.4	03/12/2010 00:05 59.4	04/12/2010 01:15 53.5	05/12/2010 02:25 61.2	06/12/2010 03:35 58.6	07/12/2010 04:50 60.7
01/12/2010 23:00 58.9	03/12/2010 00:10 56.7	04/12/2010 01:20 61.6	05/12/2010 02:30 61.6	06/12/2010 03:40 58.1	07/12/2010 04:55 60.5
01/12/2010 23:05 59.0	03/12/2010 00:15 58.4	04/12/2010 01:25 52.3	05/12/2010 02:35 61.4	06/12/2010 03:45 58.7	07/12/2010 05:00 54.0
01/12/2010 23:10 60.2	03/12/2010 00:20 57.4	04/12/2010 01:30 42.5	05/12/2010 02:40 60.8	06/12/2010 03:50 59.6	07/12/2010 05:05 59.8
01/12/2010 23:15 60.1	03/12/2010 00:25 58.9	04/12/2010 01:35 44.6	05/12/2010 02:45 60.4	06/12/2010 03:55 59.4	07/12/2010 05:10 61.0
01/12/2010 23:20 60.4	03/12/2010 00:30 56.8	04/12/2010 01:40 61.5	05/12/2010 02:50 61.3	06/12/2010 04:00 59.1	07/12/2010 05:15 61.3
01/12/2010 23:25 61.7	03/12/2010 00:35 57.0	04/12/2010 01:45 61.5	05/12/2010 02:55 55.8	06/12/2010 04:05 59.1	07/12/2010 05:20 60.5
01/12/2010 23:30 60.5	03/12/2010 00:40 54.4	04/12/2010 01:50 61.4	05/12/2010 03:00 60.3	06/12/2010 04:10 59.2	07/12/2010 05:25 42.5
01/12/2010 23:35 59.8	03/12/2010 00:45 54.6	04/12/2010 01:55 60.9	05/12/2010 03:05 61.1	06/12/2010 04:15 59.0	07/12/2010 05:30 57.7
01/12/2010 23:40 59.0	03/12/2010 00:50 50.5	04/12/2010 02:00 61.3	05/12/2010 03:10 60.7	06/12/2010 04:20 58.9	07/12/2010 05:35 53.4
01/12/2010 23:45 59.1	03/12/2010 00:55 57.0	04/12/2010 02:05 47.1	05/12/2010 03:15 60.4	06/12/2010 04:25 58.8	07/12/2010 05:40 61.4
01/12/2010 23:50 60.5	03/12/2010 01:00 56.0	04/12/2010 02:10 61.1	05/12/2010 03:20 61.1	06/12/2010 04:30 58.1	07/12/2010 05:45 53.0
01/12/2010 23:55 59.0	03/12/2010 01:05 54.0	04/12/2010 02:15 60.6	05/12/2010 03:25 60.0	06/12/2010 04:35 55.0	07/12/2010 05:50 60.1
02/12/2010 00:00 58.6	03/12/2010 01:10 49.7	04/12/2010 02:20 61.0	05/12/2010 03:30 61.5	06/12/2010 04:40 59.1	07/12/2010 05:55 58.5
02/12/2010 00:05 59.8	03/12/2010 01:15 52.2	04/12/2010 02:25 61.2	05/12/2010 03:35 61.2	06/12/2010 04:45 59.2	07/12/2010 06:00 56.8
02/12/2010 00:10 60.3	03/12/2010 01:20 55.4	04/12/2010 02:30 61.6	05/12/2010 03:40 60.1	06/12/2010 04:50 59.7	07/12/2010 06:05 57.7
02/12/2010 00:15 59.9	03/12/2010 01:25 51.4	04/12/2010 02:35 61.4	05/12/2010 03:45 60.3	06/12/2010 04:55 60.4	07/12/2010 06:10 60.8
02/12/2010 00:20 56.5	03/12/2010 01:30 52.5	04/12/2010 02:40 60.8	05/12/2010 03:50 60.7	06/12/2010 05:00 59.9	07/12/2010 06:15 60.1
02/12/2010 00:25 57.2	03/12/2010 01:35 52.9	04/12/2010 02:45 60.4	05/12/2010 03:55 60.6	06/12/2010 05:05 61.3	07/12/2010 06:20 60.8
02/12/2010 00:30 59.2	03/12/2010 01:40 61.6	04/12/2010 02:50 61.3	05/12/2010 04:00 60.0	06/12/2010 05:10 60.7	07/12/2010 06:25 64.1
02/12/2010 00:35 57.7	03/12/2010 01:45 61.8	04/12/2010 02:55 55.8	05/12/2010 04:05 61.0	06/12/2010 05:15 60.2	07/12/2010 06:30 62.9
02/12/2010 00:40 51.3	03/12/2010 01:50 60.7	04/12/2010 03:00 60.3	05/12/2010 04:10 59.1	06/12/2010 05:20 61.1	07/12/2010 06:35 64.1
02/12/2010 00:45 54.8	03/12/2010 01:55 61.4	04/12/2010 03:05 61.1	05/12/2010 04:15 61.4	06/12/2010 05:25 61.9	07/12/2010 06:40 65.0
02/12/2010 00:50 53.9	03/12/2010 02:00 61.3	04/12/2010 03:10 60.7	05/12/2010 04:20 59.9	06/12/2010 05:30 61.6	07/12/2010 06:45 64.1
02/12/2010 00:55 53.6	03/12/2010 02:05 61.6	04/12/2010 03:15 60.4	05/12/2010 04:25 60.4	06/12/2010 05:35 61.2	07/12/2010 06:50 62.8
02/12/2010 01:00 46.4	03/12/2010 02:10 49.5	04/12/2010 03:20 61.1	05/12/2010 04:30 60.1	06/12/2010 05:40 47.7	07/12/2010 06:55 63.2
02/12/2010 01:05 60.9	03/12/2010 02:15 61.8	04/12/2010 03:25 60.0	05/12/2010 04:35 60.6	06/12/2010 05:45 49.8	07/12/2010 23:00 60.5
02/12/2010 01:10 61.6	03/12/2010 02:20 60.9	04/12/2010 03:30 61.5	05/12/2010 04:40 60.3	06/12/2010 05:50 56.9	07/12/2010 23:05 61.1
02/12/2010 01:15 61.2	03/12/2010 02:25 61.7	04/12/2010 03:35 61.2	05/12/2010 04:45 60.7	06/12/2010 05:55 54.2	07/12/2010 23:10 62.2
02/12/2010 01:20 61.4	03/12/2010 02:30 49.5	04/12/2010 03:40 60.1	05/12/2010 04:50 61.4	06/12/2010 06:00 57.9	07/12/2010 23:15 59.9
02/12/2010 01:25 54.8	03/12/2010 02:35 61.5	04/12/2010 03:45 60.3	05/12/2010 04:55 61.0	06/12/2010 06:05 57.8	07/12/2010 23:20 62.3
02/12/2010 01:30 61.1	03/12/2010 02:40 60.9	04/12/2010 03:50 60.7	05/12/2010 05:00 60.5	06/12/2010 06:10 58.8	07/12/2010 23:25 59.2
02/12/2010 01:35 44.6	03/12/2010 02:45 60.7	04/12/2010 03:55 60.6	05/12/2010 05:05 60.9	06/12/2010 06:15 59.3	07/12/2010 23:30 59.8

Real-time Noise Data RTN1 (FEHD Hong Kong Transport Section Whitefield Depot)

07/12/2010 23:35 61.3	09/12/2010 00:45 51.0	10/12/2010 01:55 60.5	11/12/2010 03:05 60.8	12/12/2010 04:15 59.1	13/12/2010 05:30 57.1
07/12/2010 23:40 62.0	09/12/2010 00:50 61.4	10/12/2010 02:00 60.0	11/12/2010 03:10 61.2	12/12/2010 04:20 59.9	13/12/2010 05:35 52.3
07/12/2010 23:45 59.3	09/12/2010 00:55 61.8	10/12/2010 02:05 60.6	11/12/2010 03:15 60.6	12/12/2010 04:25 59.0	13/12/2010 05:40 56.9
07/12/2010 23:50 60.6	09/12/2010 01:00 60.9	10/12/2010 02:10 60.3	11/12/2010 03:20 61.2	12/12/2010 04:30 60.1	13/12/2010 05:45 52.3
07/12/2010 23:55 60.0	09/12/2010 01:05 61.3	10/12/2010 02:15 59.9	11/12/2010 03:25 60.6	12/12/2010 04:35 59.4	13/12/2010 05:50 57.8
08/12/2010 00:00 60.3	09/12/2010 01:10 48.7	10/12/2010 02:20 60.3	11/12/2010 03:30 61.5	12/12/2010 04:40 59.6	13/12/2010 05:55 60.2
08/12/2010 00:05 59.7	09/12/2010 01:15 61.8	10/12/2010 02:25 60.0	11/12/2010 03:35 61.2	12/12/2010 04:45 60.2	13/12/2010 06:00 55.9
08/12/2010 00:10 59.3	09/12/2010 01:20 61.3	10/12/2010 02:30 59.8	11/12/2010 03:40 61.2	12/12/2010 04:50 60.1	13/12/2010 06:05 55.7
08/12/2010 00:15 57.6	09/12/2010 01:25 60.7	10/12/2010 02:35 60.4	11/12/2010 03:45 60.4	12/12/2010 04:55 60.2	13/12/2010 06:10 57.8
08/12/2010 00:20 58.4	09/12/2010 01:30 60.6	10/12/2010 02:40 60.7	11/12/2010 03:50 61.6	12/12/2010 05:00 59.0	13/12/2010 06:15 60.1
08/12/2010 00:25 56.9	09/12/2010 01:35 61.4	10/12/2010 02:45 60.4	11/12/2010 03:55 61.3	12/12/2010 05:05 59.2	13/12/2010 06:20 60.6
08/12/2010 00:30 56.2	09/12/2010 01:40 60.7	10/12/2010 02:50 61.0	11/12/2010 04:00 60.1	12/12/2010 05:10 59.5	13/12/2010 06:25 56.8
08/12/2010 00:35 52.8	09/12/2010 01:45 60.1	10/12/2010 02:55 59.2	11/12/2010 04:05 60.6	12/12/2010 05:15 59.0	13/12/2010 06:30 57.6
08/12/2010 00:40 53.7	09/12/2010 01:50 60.6	10/12/2010 03:00 59.4	11/12/2010 04:10 60.3	12/12/2010 05:20 59.1	13/12/2010 06:35 58.5
08/12/2010 00:45 61.9	09/12/2010 01:55 60.1	10/12/2010 03:05 59.5	11/12/2010 04:15 61.2	12/12/2010 05:25 59.5	13/12/2010 06:40 61.6
08/12/2010 00:50 61.7	09/12/2010 02:00 59.7	10/12/2010 03:10 59.7	11/12/2010 04:20 59.7	12/12/2010 05:30 60.1	13/12/2010 06:45 61.3
08/12/2010 00:55 61.5	09/12/2010 02:05 60.4	10/12/2010 03:15 59.6	11/12/2010 04:25 60.5	12/12/2010 05:35 60.2	13/12/2010 06:50 61.4
08/12/2010 01:00 61.6	09/12/2010 02:10 60.4	10/12/2010 03:20 59.4	11/12/2010 04:30 60.5	12/12/2010 05:40 60.1	13/12/2010 06:55 60.1
08/12/2010 01:05 51.8	09/12/2010 02:15 60.1	10/12/2010 03:25 59.7	11/12/2010 04:35 60.2	12/12/2010 05:45 60.7	13/12/2010 23:00 59.0
08/12/2010 01:10 43.3	09/12/2010 02:20 60.2	10/12/2010 03:30 60.7	11/12/2010 04:40 60.9	12/12/2010 05:50 60.2	13/12/2010 23:05 58.7
08/12/2010 01:15 61.8	09/12/2010 02:25 59.4	10/12/2010 03:35 59.0	11/12/2010 04:45 60.7	12/12/2010 05:55 59.7	13/12/2010 23:10 59.0
08/12/2010 01:20 61.8	09/12/2010 02:30 59.4	10/12/2010 03:40 60.2	11/12/2010 04:50 60.3	12/12/2010 06:00 60.4	13/12/2010 23:15 58.8
08/12/2010 01:25 60.9	09/12/2010 02:35 59.5	10/12/2010 03:45 59.4	11/12/2010 04:55 60.0	12/12/2010 06:05 60.7	13/12/2010 23:20 58.4
08/12/2010 01:30 61.2	09/12/2010 02:40 60.3	10/12/2010 03:50 59.0	11/12/2010 05:00 59.9	12/12/2010 06:10 60.6	13/12/2010 23:25 59.0
08/12/2010 01:35 60.9	09/12/2010 02:45 60.6	10/12/2010 03:55 59.5	11/12/2010 05:05 59.9	12/12/2010 06:15 61.3	13/12/2010 23:30 58.7
08/12/2010 01:40 60.7	09/12/2010 02:50 59.8	10/12/2010 04:00 59.7	11/12/2010 05:10 60.3	12/12/2010 06:20 61.4	13/12/2010 23:35 56.2
08/12/2010 01:45 61.6	09/12/2010 02:55 59.3	10/12/2010 04:05 59.2	11/12/2010 05:15 60.3	12/12/2010 06:25 60.3	13/12/2010 23:40 58.5
08/12/2010 01:50 61.0	09/12/2010 03:00 60.2	10/12/2010 04:10 59.4	11/12/2010 05:20 61.3	12/12/2010 06:30 61.4	13/12/2010 23:45 57.3
08/12/2010 01:55 59.4	09/12/2010 03:05 60.1	10/12/2010 04:15 58.9	11/12/2010 05:25 60.9	12/12/2010 06:35 60.8	13/12/2010 23:50 57.7
08/12/2010 02:00 60.0	09/12/2010 03:10 60.2	10/12/2010 04:20 59.7	11/12/2010 05:30 60.4	12/12/2010 06:40 45.1	13/12/2010 23:55 54.2
08/12/2010 02:05 61.5	09/12/2010 03:15 60.0	10/12/2010 04:25 58.9	11/12/2010 05:35 61.1	12/12/2010 06:45 61.6	14/12/2010 00:00 56.3
08/12/2010 02:10 60.4	09/12/2010 03:20 60.0	10/12/2010 04:30 59.7	11/12/2010 05:40 61.3	12/12/2010 06:50 61.9	14/12/2010 00:05 57.0
08/12/2010 02:15 60.5	09/12/2010 03:25 59.3	10/12/2010 04:35 59.0	11/12/2010 05:45 53.8	12/12/2010 23:00 60.7	14/12/2010 00:10 53.6
08/12/2010 02:20 61.2	09/12/2010 03:30 59.6	10/12/2010 04:40 59.6	11/12/2010 05:50 61.8	12/12/2010 23:05 60.2	14/12/2010 00:15 52.6
08/12/2010 02:25 60.3	09/12/2010 03:35 59.0	10/12/2010 04:45 59.8	11/12/2010 05:55 61.5	12/12/2010 23:10 61.7	14/12/2010 00:20 55.9
08/12/2010 02:30 60.0	09/12/2010 03:40 59.3	10/12/2010 04:50 60.1	11/12/2010 06:00 61.9	12/12/2010 23:15 61.5	14/12/2010 00:25 53.5
08/12/2010 02:35 60.6	09/12/2010 03:45 59.3	10/12/2010 04:55 60.4	11/12/2010 06:05 54.4	12/12/2010 23:20 62.4	14/12/2010 00:30 44.6
08/12/2010 02:40 59.5	09/12/2010 03:50 59.1	10/12/2010 05:00 61.6	11/12/2010 06:10 53.1	12/12/2010 23:25 57.3	14/12/2010 00:35 47.4
08/12/2010 02:45 60.0	09/12/2010 03:55 59.4	10/12/2010 05:05 60.1	11/12/2010 06:15 55.2	12/12/2010 23:30 52.1	14/12/2010 00:40 61.1
08/12/2010 02:50 59.7	09/12/2010 04:00 59.7	10/12/2010 05:10 60.1	11/12/2010 06:20 53.4	12/12/2010 23:35 57.1	14/12/2010 00:45 61.7
08/12/2010 02:55 61.3	09/12/2010 04:05 59.6	10/12/2010 05:15 60.4	11/12/2010 06:25 55.8	12/12/2010 23:40 61.9	14/12/2010 00:50 61.7
08/12/2010 03:00 60.3	09/12/2010 04:10 58.9	10/12/2010 05:20 60.3	11/12/2010 06:30 56.9	12/12/2010 23:45 60.5	14/12/2010 00:55 60.7
08/12/2010 03:05 60.8	09/12/2010 04:15 59.5	10/12/2010 05:25 60.6	11/12/2010 06:35 53.6	12/12/2010 23:50 46.0	14/12/2010 01:00 61.5
08/12/2010 03:10 60.2	09/12/2010 04:20 60.1	10/12/2010 05:30 60.0	11/12/2010 06:40 58.0	12/12/2010 23:55 55.7	14/12/2010 01:05 60.8
08/12/2010 03:15 60.3	09/12/2010 04:25 58.6	10/12/2010 05:35 60.7	11/12/2010 06:45 55.2	13/12/2010 00:00 58.6	14/12/2010 01:10 61.5
08/12/2010 03:20 60.9	09/12/2010 04:30 59.4	10/12/2010 05:40 60.3	11/12/2010 06:50 59.3	13/12/2010 00:05 60.9	14/12/2010 01:15 60.2
08/12/2010 03:25 59.9	09/12/2010 04:35 59.4	10/12/2010 05:45 61.2	11/12/2010 06:55 61.0	13/12/2010 00:10 56.1	14/12/2010 01:20 63.8
08/12/2010 03:30 60.4	09/12/2010 04:40 59.2	10/12/2010 05:50 48.7	11/12/2010 23:00 60.0	13/12/2010 00:15 51.0	14/12/2010 01:25 60.5
08/12/2010 03:35 60.6	09/12/2010 04:45 60.0	10/12/2010 05:55 50.3	11/12/2010 23:05 58.6	13/12/2010 00:20 56.5	14/12/2010 01:30 60.5
08/12/2010 03:40 61.2	09/12/2010 04:50 60.4	10/12/2010 06:00 61.8	11/12/2010 23:10 59.2	13/12/2010 00:25 58.3	14/12/2010 01:35 60.2
08/12/2010 03:45 59.4	09/12/2010 04:55 59.8	10/12/2010 06:05 48.2	11/12/2010 23:15 59.4	13/12/2010 00:30 55.9	14/12/2010 01:40 60.6
08/12/2010 03:50 59.4	09/12/2010 05:00 60.3	10/12/2010 06:10 61.9	11/12/2010 23:20 58.8	13/12/2010 00:35 56.8	14/12/2010 01:45 60.1
08/12/2010 03:55 60.3	09/12/2010 05:05 59.8	10/12/2010 06:15 52.3	11/12/2010 23:25 58.2	13/12/2010 00:40 61.7	14/12/2010 01:50 60.0
08/12/2010 04:00 58.6	09/12/2010 05:10 61.0	10/12/2010 06:20 53.9	11/12/2010 23:30 59.0	13/12/2010 00:45 57.2	14/12/2010 01:55 60.4
08/12/2010 04:05 58.7	09/12/2010 05:15 60.4	10/12/2010 06:25 58.6	11/12/2010 23:35 59.5	13/12/2010 00:50 56.7	14/12/2010 02:00 60.8
08/12/2010 04:10 60.1	09/12/2010 05:20 59.8	10/12/2010 06:30 58.4	11/12/2010 23:40 65.0	13/12/2010 00:55 58.7	14/12/2010 02:05 60.3
08/12/2010 04:15 60.6	09/12/2010 05:25 60.8	10/12/2010 06:35 60.9	11/12/2010 23:45 59.6	13/12/2010 01:00 56.6	14/12/2010 02:10 59.1
08/12/2010 04:20 59.5	09/12/2010 05:30 61.0	10/12/2010 06:40 60.1	11/12/2010 23:50 59.0	13/12/2010 01:05 59.9	14/12/2010 02:15 60.1
08/12/2010 04:25 60.6	09/12/2010 05:35 60.8	10/12/2010 06:45 60.8	11/12/2010 23:55 58.8	13/12/2010 01:10 58.4	14/12/2010 02:20 58.5
08/12/2010 04:30 59.9	09/12/2010 05:40 61.7	10/12/2010 06:50 62.4	12/12/2010 00:00 59.9	13/12/2010 01:15 55.9	14/12/2010 02:25 59.1
08/12/2010 04:35 59.5	09/12/2010 05:45 52.2	10/12/2010 06:55 63.2	12/12/2010 00:05 58.9	13/12/2010 01:20 56.7	14/12/2010 02:30 59.8
08/12/2010 04:40 59.3	09/12/2010 05:50 61.8	10/12/2010 23:00 60.2	12/12/2010 00:10 57.9	13/12/2010 01:25 57.3	14/12/2010 02:35 59.5
08/12/2010 04:45 61.2	09/12/2010 05:55 61.8	10/12/2010 23:05 61.4	12/12/2010 00:15 58.5	13/12/2010 01:30 56.3	14/12/2010 02:40 58.1
08/12/2010 04:50 60.1	09/12/2010 06:00 54.7	10/12/2010 23:10 61.1	12/12/2010 00:20 56.4	13/12/2010 01:35 61.1	14/12/2010 02:45 59.5
08/12/2010 04:55 59.9	09/12/2010 06:05 49.1	10/12/2010 23:15 60.3	12/12/2010 00:25 58.1	13/12/2010 01:40 59.7	14/12/2010 02:50 60.2
08/12/2010 05:00 60.9	09/12/2010 06:10 54.4	10/12/2010 23:20 60.5	12/12/2010 00:30 56.6	13/12/2010 01:45 54.2	14/12/2010 02:55 58.8
08/12/2010 05:05 59.5	09/12/2010 06:15 58.3	10/12/2010 23:25 60.1	12/12/2010 00:35 55.7	13/12/2010 01:50 57.7	14/12/2010 03:00 58.9
08/12/2010 05:10 59.3	09/12/2010 06:20 60.7	10/12/2010 23:30 60.1	12/12/2010 00:40 55.9	13/12/2010 01:55 55.8	14/12/2010 03:05 57.1
08/12/2010 05:15 60.1	09/12/2010 06:25 58.5	10/12/2010 23:35 60.5	12/12/2010 00:45 61.7	13/12/2010 02:00 57.5	14/12/2010 03:10 59.1
08/12/2010 05:20 60.4	09/12/2010 06:30 59.8	10/12/2010 23:40 59.8	12/12/2010 00:50 56.1	13/12/2010 02:05 58.1	14/12/2010 03:15 59.4
08/12/2010 05:25 60.7	09/12/2010 06:35 60.9	10/12/2010 23:45 58.9	12/12/2010 00:55 47.4	13/12/2010 02:10 59.5	14/12/2010 03:20 58.0
08/12/2010 05:30 54.2	09/12/2010 06:40 61.9	10/12/2010 23:50 60.1	12/12/2010 01:00 61.2	13/12/2010 02:15 53.7	14/12/2010 03:25 58.9
08/12/2010 05:35 49.5	09/12/2010 06:45 60.8	10/12/2010 23:55 59.2	12/12/2010 01:05 61.6	13/12/2010 02:20 54.3	14/12/2010 03:30 60.4
08/12/2010 05:40 51.7	09/12/2010 06:50 62.9	11/12/2010 00:00 58.7	12/12/2010 01:10 61.9	13/12/2010 02:25 53.9	14/12/2010 03:35 58.3
08/12/2010 05:45 61.7	09/12/2010 06:55 63.5	11/12/2010 00:05 59.5	12/12/2010 01:15 51.8	13/12/2010 02:30 52.8	14/12/2010 03:40 59.3
08/12/2010 05:50 61.3	09/12/2010 23:00 60.5	11/12/2010 00:10 59.2	12/12/2010 01:20 44.6	13/12/2010 02:35 57.0	14/12/2010 03:45 58.4
08/12/2010 05:55 56.5	09/12/2010 23:05 60.6	11/12/2010 00:15 59.6	12/12/2010 01:25 61.1	13/12/2010 02:40 46.4	14/12/2010 03:50 58.1
08/12/2010 06:00 55.3	09/12/2010 23:10 60.4	11/12/2010 00:20 60.3	12/12/2010 01:30 61.5	13/12/2010 02:45 50.6	14/12/2010 03:55 58.5
08/12/2010 06:05 54.3	09/12/2010 23:15 59.7	11/12/2010 00:25 59.7	12/12/2010 01:35 61.6	13/12/2010 02:50 56.3	14/12/2010 04:00 59.3
08/12/2010 06:10 52.1	09/12/2010 23:20 62.0	11/12/2010 00:30 59.0	12/12/2010 01:40 61.9	13/12/2010 02:55 56.5	14/12/2010 04:05 59.3
08/12/2010 06:15 60.0	09/12/2010 23:25 60.3	11/12/2010 00:35 59.9	12/12/2010 01:45 60.8	13/12/2010 03:00 56.5	14/12/2010 04:10 58.3
08/12/2010 06:20 59.4	09/12/2010 23:30 60.6	11/12/2010 00:40 57.4	12/12/2010 01:50 61.0	13/12/2010 03:05 54.7	14/12/2010 04:15 57.4
08/12/2010 06:25 59.7	09/12/2010 23:35 59.9	11/12/2010 00:45 54.1	12/12/2010 01:55 58.8	13/12/2010 03:10 55.3	14/12/2010 04:20 58.6
08/12/2010 06:30 61.9	09/12/2010 23:40 60.2	11/12/2010 00:50 56.7	12/12/2010 02:00 61.7	13/12/2010 03:15 51.4	14/12/2010 04:25 58.0
08/12/2010 06:35 62.3	09/12/2010 23:45 59.4	11/12/2010 00:55 55.0	12/12/2010 02:05 61.3	13/12/2010 03:20 53.9	14/12/2010 04:30 57.6
08/12/2010 06:40 61.1	09/12/2010 23:50 60.7	11/12/2010 01:00 53.1	12/12/2010 02:10 60.9	13/12/2010 03:25 56.0	14/12/2010 04:35 58.5
08/12/2010 06:45 63.2	09/12/2010 23:55 59.9	11/12/2010 01:05 56.8	12/12/2010 02:15 61.5	13/12/2010 03:30 55.3	14/12/2010 04:40 57.7
08/12/2010 06:50 63.6	10/12/2010 00:00 58.0	11/12/2010 01:10 58.2	12/12/2010 02:20 60.9	13/12/2010 03:35 59.5	14/12/2010 04:45 58.8
08/12/2010 06:55 63.8	10/12/2010 00:05 58.4	11/12/2010 01:15 57.3	12/12/2010 02:25 60.4	13/12/2010 03:40 55.7	14/12/2010 04:50 58.2
08/12/2010 23:00 59.0	10/12/2010 00:10 58.5	11/12/2010 01:20 55.6	12/12/2010 02:30 60.4	13/12/2010 03:45 56.7	14/12/2010 04:55 58.7
08/12/2010 23:05 57.5	10/12/2010 00:15 59.7	11/12/2010 01:25 49.8	12/12/2010 02:35 59.6	13/12/2010 03:50 56.8	14/12/2010 05:00 58.2
08/12/2010 23:10 58.8	10/12/2010 00:20 59.8	11/12/2010 01:30 50.9	12/12/2010 02:40 59.9	13/12/2010 03:55 54.0	14/12/2010 05:05 59.1
08/12/2010 23:15 59.9	10/12/2010 00:25 56.3	11/12/2010 01:35 49.3	12/12/2010 02:45 59.3	13/12/2010 04:00 51.1	14/12/2010 05:10 58.9
08/12/2010 23:20 59.2	10/12/2010 00:30 54.7	11/12/2010 01:40 61.9	12/12/2010 02:50 60.0	13/12/2010 04:05 52.7	14/12/2010 05:15 59.7
08/12/2010 23:25 61.2	10/12/2010 00:35 54.8	11/12/2010 01:45 53.1	12/12/2010 02:55 60.4	13/12/2010 04:10 53.4	14/12/2010 05:20 58.6
08/12/2010 23:30 61.0	10/12/2010 00:40 54.5	11/12/2010 01:50 61.9	12/12/2010 03:00 61.2	13/12/2010 04:15 56.0	14/12/2010 05:25 59.9
08/12/2010 23:35 60.1	10/12/2010 00:45 54.8	11/12/2010 01:55 55.2	12/12/2010 03:05 60.1	13/12/2010 04:20 52.8	14/12/2010 05:30 60.2
08/12/2010 23:40 59.7	10/12/2010 00:50 49.1	11/12/2010 02:00 61.6	12/12/2010 03:10 60.3	13/12/2010 04:25 57.4	14/12/2010 05:35 60.1
08/12/2010 23:45 59.2	10/12/2010 00:55 61.5	11/12/2010 02:05 61.7	12/12/2010 03:15 59.5	13/12/2010 04:30 60.0	14/12/2010 05:40 60.7
08/12/2010 23:50 59.7	10/12/2010 01:00 44.6	11/12/2010 02:10 61.0	12/12/2010 03:20 59.8	13/12/2010 04:35 51.0	14/12/2010 05:45 60.8
08/12/2010 23:55 58.6	10/12/2010 01:05 51.7	11/12/2010 02:15 54.2	12/12/2010 03:25 59.9	13/12/2010 04:40 58.1	14/12/2010 05:50 61.3
09/12/2010 00:00 59.2	10/12/2010 01:10 49.1	11/12/2010 02:20 61.2	12/12/2010 03:30 60.1	13/12/2010 04:45 54.5	14/12/2010 05:55 60.4
09/12/2010 00:05 57.8	10/12/2010 01:15 61.5	11/12/2010 02:25 42.5	12/12/2010 03:35 59.3	13/12/2010 04:50 53.1	14/12/2010 06:00 61.6
09/12/2010 00:10 58.6	10/12/2010 01:20 60.8	11/12/2010 02:30 61.2	12/12/2010 03:40 59.9	13/12/2010 04:55 52.0	14/12/2010 06:05 58.7
09/12/2010 00:15 58.8	10/12/2010 01:25 61.0	11/12/2010 02:35 60.8	12/12/2010 03:45 58.6	13/12/2010 05:00 56.4	14/12/2010 06:10 51.5
09/12/2010 00:20 56.9	10/12/2010 01:30 61.6	11/12/2010 02:40 61.7	12/12/2010 03:50 59.3	13/12/2010 05:05 56.8	14/12/2010 06:15 50.5
09/12/2010 00:25 56.7	10/12/2010 01:35 60.5	11/12/2010 02:45 61.4	12/12/2010 03:55 59.6	13/12/2010 05:10 55.9	14/12/2010 06:20 51.2
09/12/2010 00:30 51.8	10/12/2010 01:40 61.0	11/12/2010 02:50 52.8	12/12/2010 04:00 59.9	13/12/2010 05:15 57.1	14/12/2010 06:25 57.5
09/12/2010 00:35 51.3	10/12/2010 01:45 61.0	11/12/2010 02:55 61.7	12/12/2010 04:05 58.9	13/12/2010 05:20 59.1	14/12/2010 06:30 57.0
09/12/2010 00:40 50.8	10/12/2010 01:50 61.3	11/12/2010 03:00 61.0	12/12/2010 04:10 60.0	13/12/2010 05:25 57.9	14/12/2010 06:35 58.3

Real-time Noise Data RTN1 (FEHD Hong Kong Transport Section Whitefield Depot)

14/12/2010 06:40 60.3	15/12/2010 23:50 62.6	17/12/2010 01:00 57.7	18/12/2010 02:10 51.5	19/12/2010 03:20 60.7	20/12/2010 04:30 58.0
14/12/2010 06:45 59.0	15/12/2010 23:55 62.8	17/12/2010 01:05 54.5	18/12/2010 02:15 61.6	19/12/2010 03:25 59.6	20/12/2010 04:35 57.9
14/12/2010 06:50 60.7	16/12/2010 00:00 62.6	17/12/2010 01:10 54.1	18/12/2010 02:20 43.3	19/12/2010 03:30 60.7	20/12/2010 04:40 57.9
14/12/2010 06:55 61.8	16/12/2010 00:05 63.0	17/12/2010 01:15 56.7	18/12/2010 02:25 60.9	19/12/2010 03:35 59.9	20/12/2010 04:45 57.7
14/12/2010 23:00 58.8	16/12/2010 00:10 63.1	17/12/2010 01:20 57.4	18/12/2010 02:30 61.9	19/12/2010 03:40 60.8	20/12/2010 04:50 57.6
14/12/2010 23:05 60.3	16/12/2010 00:15 63.8	17/12/2010 01:25 53.6	18/12/2010 02:35 61.9	19/12/2010 03:45 60.0	20/12/2010 04:55 57.8
14/12/2010 23:10 60.0	16/12/2010 00:20 62.0	17/12/2010 01:30 53.1	18/12/2010 02:40 61.0	19/12/2010 03:50 60.3	20/12/2010 05:00 57.9
14/12/2010 23:15 60.1	16/12/2010 00:25 62.7	17/12/2010 01:35 49.7	18/12/2010 02:45 48.7	19/12/2010 03:55 60.7	20/12/2010 05:05 58.2
14/12/2010 23:20 59.3	16/12/2010 00:30 62.3	17/12/2010 01:40 55.0	18/12/2010 02:50 61.0	19/12/2010 04:00 60.0	20/12/2010 05:10 58.0
14/12/2010 23:25 59.6	16/12/2010 00:35 60.0	17/12/2010 01:45 44.0	18/12/2010 02:55 60.9	19/12/2010 04:05 60.3	20/12/2010 05:15 57.9
14/12/2010 23:30 58.0	16/12/2010 00:40 61.2	17/12/2010 01:50 54.6	18/12/2010 03:00 61.8	19/12/2010 04:10 60.2	20/12/2010 05:20 58.3
14/12/2010 23:35 58.9	16/12/2010 00:45 61.1	17/12/2010 01:55 53.9	18/12/2010 03:05 61.3	19/12/2010 04:15 60.0	20/12/2010 05:25 59.0
14/12/2010 23:40 56.6	16/12/2010 00:50 60.0	17/12/2010 02:00 51.4	18/12/2010 03:10 61.8	19/12/2010 04:20 59.9	20/12/2010 05:30 58.4
14/12/2010 23:45 55.7	16/12/2010 00:55 60.6	17/12/2010 02:05 61.8	18/12/2010 03:15 61.7	19/12/2010 04:25 59.7	20/12/2010 05:35 57.8
14/12/2010 23:50 53.3	16/12/2010 01:00 60.1	17/12/2010 02:10 50.8	18/12/2010 03:20 61.0	19/12/2010 04:30 60.8	20/12/2010 05:40 59.3
14/12/2010 23:55 55.7	16/12/2010 01:05 56.9	17/12/2010 02:15 61.8	18/12/2010 03:25 61.9	19/12/2010 04:35 59.8	20/12/2010 05:45 59.0
15/12/2010 00:00 52.8	16/12/2010 01:10 59.4	17/12/2010 02:20 60.9	18/12/2010 03:30 61.7	19/12/2010 04:40 60.9	20/12/2010 05:50 61.0
15/12/2010 00:05 55.8	16/12/2010 01:15 59.4	17/12/2010 02:25 61.4	18/12/2010 03:35 60.6	19/12/2010 04:45 60.0	20/12/2010 05:55 60.1
15/12/2010 00:10 53.1	16/12/2010 01:20 58.7	17/12/2010 02:30 60.2	18/12/2010 03:40 61.0	19/12/2010 04:50 58.9	20/12/2010 06:00 60.8
15/12/2010 00:15 50.3	16/12/2010 01:25 58.9	17/12/2010 02:35 60.1	18/12/2010 03:45 60.5	19/12/2010 04:55 58.8	20/12/2010 06:05 60.3
15/12/2010 00:20 54.5	16/12/2010 01:30 56.8	17/12/2010 02:40 60.5	18/12/2010 03:50 60.4	19/12/2010 05:00 59.1	20/12/2010 06:10 59.0
15/12/2010 00:25 50.0	16/12/2010 01:35 58.4	17/12/2010 02:45 60.7	18/12/2010 03:55 61.9	19/12/2010 05:05 59.2	20/12/2010 06:15 61.0
15/12/2010 00:30 57.5	16/12/2010 01:40 56.2	17/12/2010 02:50 60.7	18/12/2010 04:00 61.2	19/12/2010 05:10 60.7	20/12/2010 06:20 61.5
15/12/2010 00:35 61.8	16/12/2010 01:45 52.8	17/12/2010 02:55 61.7	18/12/2010 04:05 61.0	19/12/2010 05:15 59.8	20/12/2010 06:25 61.7
15/12/2010 00:40 61.5	16/12/2010 01:50 48.7	17/12/2010 03:00 60.6	18/12/2010 04:10 61.9	19/12/2010 05:20 60.2	20/12/2010 06:30 50.2
15/12/2010 00:45 61.0	16/12/2010 01:55 51.9	17/12/2010 03:05 60.0	18/12/2010 04:15 60.4	19/12/2010 05:25 61.2	20/12/2010 06:35 56.4
15/12/2010 00:50 60.9	16/12/2010 02:00 50.3	17/12/2010 03:10 60.7	18/12/2010 04:20 61.5	19/12/2010 05:30 60.5	20/12/2010 06:40 57.2
15/12/2010 00:55 61.0	16/12/2010 02:05 53.0	17/12/2010 03:15 61.2	18/12/2010 04:25 60.5	19/12/2010 05:35 60.4	20/12/2010 06:45 54.3
15/12/2010 01:00 60.5	16/12/2010 02:10 57.3	17/12/2010 03:20 60.9	18/12/2010 04:30 60.1	19/12/2010 05:40 60.4	20/12/2010 06:50 59.1
15/12/2010 01:05 60.8	16/12/2010 02:15 56.6	17/12/2010 03:25 60.8	18/12/2010 04:35 60.6	19/12/2010 05:45 60.2	20/12/2010 06:55 57.4
15/12/2010 01:10 60.9	16/12/2010 02:20 61.3	17/12/2010 03:30 60.8	18/12/2010 04:40 60.6	19/12/2010 05:50 60.3	20/12/2010 23:00 60.1
15/12/2010 01:15 60.9	16/12/2010 02:25 51.5	17/12/2010 03:35 60.7	18/12/2010 04:45 60.1	19/12/2010 05:55 60.9	20/12/2010 23:05 60.1
15/12/2010 01:20 50.5	16/12/2010 02:30 61.1	17/12/2010 03:40 59.9	18/12/2010 04:50 60.1	19/12/2010 06:00 61.0	20/12/2010 23:10 59.8
15/12/2010 01:25 61.4	16/12/2010 02:35 61.4	17/12/2010 03:45 60.0	18/12/2010 04:55 60.9	19/12/2010 06:05 56.1	20/12/2010 23:15 62.3
15/12/2010 01:30 61.9	16/12/2010 02:40 61.6	17/12/2010 03:50 59.6	18/12/2010 05:00 60.2	19/12/2010 06:10 60.4	20/12/2010 23:20 59.6
15/12/2010 01:35 60.9	16/12/2010 02:45 61.5	17/12/2010 03:55 60.2	18/12/2010 05:05 60.8	19/12/2010 06:15 60.8	20/12/2010 23:25 58.1
15/12/2010 01:40 61.3	16/12/2010 02:50 61.8	17/12/2010 04:00 60.1	18/12/2010 05:10 60.7	19/12/2010 06:20 59.7	20/12/2010 23:30 60.5
15/12/2010 01:45 61.2	16/12/2010 02:55 60.9	17/12/2010 04:05 53.2	18/12/2010 05:15 60.9	19/12/2010 06:25 61.0	20/12/2010 23:35 59.7
15/12/2010 01:50 60.4	16/12/2010 03:00 60.9	17/12/2010 04:10 59.4	18/12/2010 05:20 60.9	19/12/2010 06:30 61.7	20/12/2010 23:40 60.0
15/12/2010 01:55 60.5	16/12/2010 03:05 61.1	17/12/2010 04:15 59.7	18/12/2010 05:25 60.6	19/12/2010 06:35 61.3	20/12/2010 23:45 58.3
15/12/2010 02:00 60.5	16/12/2010 03:10 61.2	17/12/2010 04:20 60.7	18/12/2010 05:30 60.4	19/12/2010 06:40 60.9	20/12/2010 23:50 59.7
15/12/2010 02:05 60.6	16/12/2010 03:15 61.3	17/12/2010 04:25 58.5	18/12/2010 05:35 60.9	19/12/2010 06:45 61.1	20/12/2010 23:55 60.4
15/12/2010 02:10 60.1	16/12/2010 03:20 60.5	17/12/2010 04:30 59.7	18/12/2010 05:40 60.6	19/12/2010 06:50 58.2	21/12/2010 00:00 57.0
15/12/2010 02:15 60.1	16/12/2010 03:25 60.7	17/12/2010 04:35 59.9	18/12/2010 05:45 60.9	19/12/2010 06:55 61.9	21/12/2010 00:05 57.4
15/12/2010 02:20 59.3	16/12/2010 03:30 51.5	17/12/2010 04:40 60.3	18/12/2010 05:50 61.3	19/12/2010 23:00 62.3	21/12/2010 00:10 58.7
15/12/2010 02:25 58.8	16/12/2010 03:35 60.9	17/12/2010 04:45 59.7	18/12/2010 05:55 38.5	19/12/2010 23:05 59.8	21/12/2010 00:15 58.7
15/12/2010 02:30 60.2	16/12/2010 03:40 50.2	17/12/2010 04:50 59.7	18/12/2010 06:00 46.0	19/12/2010 23:10 59.2	21/12/2010 00:20 58.6
15/12/2010 02:35 59.6	16/12/2010 03:45 61.9	17/12/2010 04:55 59.1	18/12/2010 06:05 61.9	19/12/2010 23:15 57.6	21/12/2010 00:25 55.3
15/12/2010 02:40 59.2	16/12/2010 03:50 61.1	17/12/2010 05:00 59.3	18/12/2010 06:10 61.2	19/12/2010 23:20 58.0	21/12/2010 00:30 56.3
15/12/2010 02:45 59.0	16/12/2010 03:55 53.7	17/12/2010 05:05 59.1	18/12/2010 06:15 61.5	19/12/2010 23:25 58.8	21/12/2010 00:35 57.7
15/12/2010 02:50 59.7	16/12/2010 04:00 61.6	17/12/2010 05:10 59.8	18/12/2010 06:20 61.6	19/12/2010 23:30 57.9	21/12/2010 00:40 54.9
15/12/2010 02:55 59.8	16/12/2010 04:05 59.6	17/12/2010 05:15 60.2	18/12/2010 06:25 55.3	19/12/2010 23:35 57.7	21/12/2010 00:45 57.2
15/12/2010 03:00 59.1	16/12/2010 04:10 60.0	17/12/2010 05:20 60.4	18/12/2010 06:30 61.9	19/12/2010 23:40 57.9	21/12/2010 00:50 55.0
15/12/2010 03:05 58.5	16/12/2010 04:15 61.2	17/12/2010 05:25 59.3	18/12/2010 06:35 55.1	19/12/2010 23:45 58.4	21/12/2010 00:55 61.6
15/12/2010 03:10 58.3	16/12/2010 04:20 61.3	17/12/2010 05:30 60.7	18/12/2010 06:40 56.4	19/12/2010 23:50 57.7	21/12/2010 01:00 54.8
15/12/2010 03:15 58.3	16/12/2010 04:25 60.1	17/12/2010 05:35 60.9	18/12/2010 06:45 54.7	19/12/2010 23:55 56.3	21/12/2010 01:05 49.5
15/12/2010 03:20 59.5	16/12/2010 04:30 60.5	17/12/2010 05:40 60.6	18/12/2010 06:50 58.1	20/12/2010 00:00 57.0	21/12/2010 01:10 61.7
15/12/2010 03:25 59.6	16/12/2010 04:35 59.6	17/12/2010 05:45 60.5	18/12/2010 06:55 59.6	20/12/2010 00:05 57.4	21/12/2010 01:15 61.4
15/12/2010 03:30 59.5	16/12/2010 04:40 60.1	17/12/2010 05:50 61.2	18/12/2010 23:00 55.6	20/12/2010 00:10 57.9	21/12/2010 01:20 60.8
15/12/2010 03:35 59.4	16/12/2010 04:45 60.0	17/12/2010 05:55 61.7	18/12/2010 23:05 58.9	20/12/2010 00:15 59.0	21/12/2010 01:25 61.8
15/12/2010 03:40 58.0	16/12/2010 04:50 60.8	17/12/2010 06:00 61.2	18/12/2010 23:10 56.9	20/12/2010 00:20 53.3	21/12/2010 01:30 53.7
15/12/2010 03:45 59.3	16/12/2010 04:55 61.4	17/12/2010 06:05 61.7	18/12/2010 23:15 55.1	20/12/2010 00:25 53.2	21/12/2010 01:35 38.5
15/12/2010 03:50 58.9	16/12/2010 05:00 60.2	17/12/2010 06:10 47.9	18/12/2010 23:20 52.0	20/12/2010 00:30 46.4	21/12/2010 01:40 61.1
15/12/2010 03:55 59.1	16/12/2010 05:05 60.1	17/12/2010 06:15 55.4	18/12/2010 23:25 56.2	20/12/2010 00:35 57.4	21/12/2010 01:45 61.1
15/12/2010 04:00 58.3	16/12/2010 05:10 60.9	17/12/2010 06:20 54.6	18/12/2010 23:30 53.8	20/12/2010 00:40 56.8	21/12/2010 01:50 60.3
15/12/2010 04:05 58.7	16/12/2010 05:15 59.2	17/12/2010 06:25 53.2	18/12/2010 23:35 56.5	20/12/2010 00:45 48.7	21/12/2010 01:55 60.0
15/12/2010 04:10 59.0	16/12/2010 05:20 61.7	17/12/2010 06:30 60.1	18/12/2010 23:40 57.1	20/12/2010 00:50 54.8	21/12/2010 02:00 60.6
15/12/2010 04:15 58.8	16/12/2010 05:25 43.3	17/12/2010 06:35 60.4	18/12/2010 23:45 61.9	20/12/2010 00:55 60.7	21/12/2010 02:05 60.5
15/12/2010 04:20 57.9	16/12/2010 05:30 61.7	17/12/2010 06:40 60.6	18/12/2010 23:50 38.5	20/12/2010 01:00 61.6	21/12/2010 02:10 60.9
15/12/2010 04:25 58.3	16/12/2010 05:35 50.5	17/12/2010 06:45 61.0	18/12/2010 23:55 51.3	20/12/2010 01:05 61.8	21/12/2010 02:15 60.8
15/12/2010 04:30 58.6	16/12/2010 05:40 56.7	17/12/2010 06:50 61.3	19/12/2010 00:00 56.7	20/12/2010 01:10 60.5	21/12/2010 02:20 59.8
15/12/2010 04:35 58.2	16/12/2010 05:45 52.0	17/12/2010 06:55 62.0	19/12/2010 00:05 60.6	20/12/2010 01:15 61.9	21/12/2010 02:25 58.8
15/12/2010 04:40 58.6	16/12/2010 05:50 57.4	17/12/2010 23:00 56.0	19/12/2010 00:10 60.8	20/12/2010 01:20 60.3	21/12/2010 02:30 58.9
15/12/2010 04:45 58.9	16/12/2010 05:55 53.5	17/12/2010 23:05 44.6	19/12/2010 00:15 60.4	20/12/2010 01:25 60.4	21/12/2010 02:35 59.8
15/12/2010 04:50 57.8	16/12/2010 06:00 56.0	17/12/2010 23:10 54.7	19/12/2010 00:20 59.9	20/12/2010 01:30 60.4	21/12/2010 02:40 60.1
15/12/2010 04:55 58.2	16/12/2010 06:05 55.2	17/12/2010 23:15 56.2	19/12/2010 00:25 59.9	20/12/2010 01:35 60.6	21/12/2010 02:45 59.0
15/12/2010 05:00 58.4	16/12/2010 06:10 58.0	17/12/2010 23:20 57.3	19/12/2010 00:30 59.2	20/12/2010 01:40 60.9	21/12/2010 02:50 59.8
15/12/2010 05:05 58.8	16/12/2010 06:15 60.0	17/12/2010 23:25 58.4	19/12/2010 00:35 58.6	20/12/2010 01:45 59.0	21/12/2010 02:55 59.5
15/12/2010 05:10 58.9	16/12/2010 06:20 59.5	17/12/2010 23:30 58.8	19/12/2010 00:40 58.6	20/12/2010 01:50 60.2	21/12/2010 03:00 59.6
15/12/2010 05:15 58.8	16/12/2010 06:25 59.5	17/12/2010 23:35 59.3	19/12/2010 00:45 58.0	20/12/2010 01:55 59.6	21/12/2010 03:05 58.2
15/12/2010 05:20 60.2	16/12/2010 06:30 62.4	17/12/2010 23:40 59.9	19/12/2010 00:50 58.2	20/12/2010 02:00 59.1	21/12/2010 03:10 60.1
15/12/2010 05:25 58.7	16/12/2010 06:35 63.0	17/12/2010 23:45 59.5	19/12/2010 00:55 54.2	20/12/2010 02:05 58.4	21/12/2010 03:15 59.8
15/12/2010 05:30 59.0	16/12/2010 06:40 63.4	17/12/2010 23:50 61.1	19/12/2010 01:00 57.6	20/12/2010 02:10 58.5	21/12/2010 03:20 59.2
15/12/2010 05:35 59.3	16/12/2010 06:45 63.7	17/12/2010 23:55 61.3	19/12/2010 01:05 56.9	20/12/2010 02:15 59.9	21/12/2010 03:25 58.8
15/12/2010 05:40 60.1	16/12/2010 06:50 63.9	18/12/2010 00:00 61.1	19/12/2010 01:10 51.2	20/12/2010 02:20 59.0	21/12/2010 03:30 59.7
15/12/2010 05:45 61.1	16/12/2010 06:55 62.0	18/12/2010 00:05 59.9	19/12/2010 01:15 46.4	20/12/2010 02:25 59.2	21/12/2010 03:35 58.8
15/12/2010 05:50 60.4	16/12/2010 23:00 61.5	18/12/2010 00:10 60.4	19/12/2010 01:20 61.6	20/12/2010 02:30 59.1	21/12/2010 03:40 58.4
15/12/2010 05:55 61.2	16/12/2010 23:05 62.2	18/12/2010 00:15 60.8	19/12/2010 01:25 47.9	20/12/2010 02:35 57.9	21/12/2010 03:45 59.3
15/12/2010 06:00 60.6	16/12/2010 23:10 63.3	18/12/2010 00:20 61.7	19/12/2010 01:30 61.5	20/12/2010 02:40 59.8	21/12/2010 03:50 58.4
15/12/2010 06:05 60.2	16/12/2010 23:15 62.8	18/12/2010 00:25 60.7	19/12/2010 01:35 61.1	20/12/2010 02:45 59.5	21/12/2010 03:55 59.7
15/12/2010 06:10 61.4	16/12/2010 23:20 62.9	18/12/2010 00:30 59.3	19/12/2010 01:40 61.5	20/12/2010 02:50 57.5	21/12/2010 04:00 59.8
15/12/2010 06:15 61.7	16/12/2010 23:25 62.5	18/12/2010 00:35 60.8	19/12/2010 01:45 61.5	20/12/2010 02:55 57.4	21/12/2010 04:05 58.6
15/12/2010 06:20 61.6	16/12/2010 23:30 62.2	18/12/2010 00:40 60.0	19/12/2010 01:50 61.7	20/12/2010 03:00 59.2	21/12/2010 04:10 60.0
15/12/2010 06:25 51.9	16/12/2010 23:35 62.5	18/12/2010 00:45 59.5	19/12/2010 01:55 61.6	20/12/2010 03:05 58.4	21/12/2010 04:15 58.2
15/12/2010 06:30 56.5	16/12/2010 23:40 62.9	18/12/2010 00:50 57.9	19/12/2010 02:00 49.7	20/12/2010 03:10 57.8	21/12/2010 04:20 58.7
15/12/2010 06:35 58.4	16/12/2010 23:45 62.1	18/12/2010 00:55 59.5	19/12/2010 02:05 61.3	20/12/2010 03:15 58.4	21/12/2010 04:25 58.1
15/12/2010 06:40 58.5	16/12/2010 23:50 61.0	18/12/2010 01:00 56.8	19/12/2010 02:10 61.2	20/12/2010 03:20 57.9	21/12/2010 04:30 58.0
15/12/2010 06:45 53.0	16/12/2010 23:55 61.8	18/12/2010 01:05 58.4	19/12/2010 02:15 60.8	20/12/2010 03:25 58.2	21/12/2010 04:35 58.2
15/12/2010 06:50 60.4	17/12/2010 00:00 63.2	18/12/2010 01:10 55.4	19/12/2010 02:20 61.0	20/12/2010 03:30 57.3	21/12/2010 04:40 57.1
15/12/2010 06:55 60.2	17/12/2010 00:05 61.8	18/12/2010 01:15 57.5	19/12/2010 02:25 60.6	20/12/2010 03:35 57.9	21/12/2010 04:45 57.4
15/12/2010 23:00 62.7	17/12/2010 00:10 62.7	18/12/2010 01:20 52.0	19/12/2010 02:30 60.5	20/12/2010 03:40 58.5	21/12/2010 04:50 58.8
15/12/2010 23:05 62.6	17/12/2010 00:15 61.6	18/12/2010 01:25 57.3	19/12/2010 02:35 60.4	20/12/2010 03:45 58.1	21/12/2010 04:55 58.4
15/12/2010 23:10 62.8	17/12/2010 00:20 61.5	18/12/2010 01:30 56.3	19/12/2010 02:40 60.9	20/12/2010 03:50 58.8	21/12/2010 05:00 59.0
15/12/2010 23:15 63.6	17/12/2010 00:25 60.7	18/12/2010 01:35 55.1	19/12/2010 02:45 61.3	20/12/2010 03:55 58.7	21/12/2010 05:05 58.6
15/12/2010 23:20 63.5	17/12/2010 00:30 61.8	18/12/2010 01:40 57.5	19/12/2010 02:50 61.2	20/12/2010 04:00 59.3	21/12/2010 05:10 58.7
15/12/2010 23:25 63.2	17/12/2010 00:35 60.3	18/12/2010 01:45 53.9	19/12/2010 02:55 60.9	20/12/2010 04:05 58.0	21/12/2010 05:15 58.7
15/12/2010 23:30 63.7	17/12/2010 00:40 59.2	18/12/2010 01:50 52.1	19/12/2010 03:00 60.3	20/12/2010 04:10 60.4	21/12/2010 05:20 60.0
15/12/2010 23:35 63.3	17/12/2010 00:45 59.9	18/12/2010 01:55 49.5	19/12/2010 03:05 60.9	20/12/2010 04:15 58.8	21/12/2010 05:25 59.6
15/12/2010 23:40 64.5	17/12/2010 00:50 60.5	18/12/2010 02:00 54.9	19/12/2010 03:10 61.2	20/12/2010 04:20 57.3	21/12/2010 05:30 60.5
15/12/2010 23:45 62.7	17/12/2010 00:55 59.0	18/12/2010 02:05 50.6	19/12/2010 03:15 60.4	20/12/2010 04:25 57.0	21/12/2010 05:35 59.0

Real-time Noise Data RTN1 (FEHD Hong Kong Transport Section Whitefield Depot)

21/12/2010 05:40 58.9	22/12/2010 06:50 60.6	23/12/2010 00:00 60.8	24/12/2010 01:10 62.0	25/12/2010 02:20 61.4	26/12/2010 03:30 58.6
21/12/2010 05:45 58.9	22/12/2010 06:55 60.9	23/12/2010 00:05 59.2	24/12/2010 01:15 62.1	25/12/2010 02:25 60.1	26/12/2010 03:35 61.8
21/12/2010 05:50 60.2	22/12/2010 23:00 60.8	23/12/2010 00:10 61.8	24/12/2010 01:20 61.4	25/12/2010 02:30 60.7	26/12/2010 03:40 60.2
21/12/2010 05:55 60.7	22/12/2010 23:05 61.9	23/12/2010 00:15 58.8	24/12/2010 01:25 62.4	25/12/2010 02:35 59.8	26/12/2010 03:45 60.3
21/12/2010 06:00 60.8	22/12/2010 23:10 60.7	23/12/2010 00:20 58.7	24/12/2010 01:30 59.3	25/12/2010 02:40 59.4	26/12/2010 03:50 59.4
21/12/2010 06:05 61.1	22/12/2010 23:15 61.8	23/12/2010 00:25 58.3	24/12/2010 01:35 62.5	25/12/2010 02:45 57.7	26/12/2010 03:55 59.9
21/12/2010 06:10 60.8	22/12/2010 23:20 64.0	23/12/2010 00:30 58.5	24/12/2010 01:40 60.4	25/12/2010 02:50 59.8	26/12/2010 04:00 60.7
21/12/2010 06:15 60.1	22/12/2010 23:25 57.0	23/12/2010 00:35 57.3	24/12/2010 01:45 61.3	25/12/2010 02:55 61.0	26/12/2010 04:05 58.8
21/12/2010 06:20 61.3	22/12/2010 23:30 59.6	23/12/2010 00:40 58.7	24/12/2010 01:50 59.5	25/12/2010 03:00 59.2	26/12/2010 04:10 61.6
21/12/2010 06:25 61.6	22/12/2010 23:35 58.7	23/12/2010 00:45 58.5	24/12/2010 01:55 60.6	25/12/2010 03:05 61.1	26/12/2010 04:15 54.3
21/12/2010 06:30 47.1	22/12/2010 23:40 54.6	23/12/2010 00:50 62.0	24/12/2010 02:00 61.1	25/12/2010 03:10 59.0	26/12/2010 04:20 59.3
21/12/2010 06:35 49.7	22/12/2010 23:45 55.6	23/12/2010 00:55 57.3	24/12/2010 02:05 59.2	25/12/2010 03:15 60.7	26/12/2010 04:25 60.6
21/12/2010 06:40 54.6	22/12/2010 23:50 57.5	23/12/2010 01:00 57.6	24/12/2010 02:10 65.7	25/12/2010 03:20 61.0	26/12/2010 04:30 59.8
21/12/2010 06:45 55.7	22/12/2010 23:55 58.1	23/12/2010 01:05 58.2	24/12/2010 02:15 59.5	25/12/2010 03:25 58.8	26/12/2010 04:35 59.7
21/12/2010 06:50 54.4	23/12/2010 00:00 57.5	23/12/2010 01:10 59.2	24/12/2010 02:20 60.3	25/12/2010 03:30 62.1	26/12/2010 04:40 61.3
21/12/2010 06:55 59.2	23/12/2010 00:05 58.4	23/12/2010 01:15 57.7	24/12/2010 02:25 59.8	25/12/2010 03:35 61.3	26/12/2010 04:45 59.4
21/12/2010 23:00 60.8	23/12/2010 00:10 57.2	23/12/2010 01:20 60.4	24/12/2010 02:30 58.6	25/12/2010 03:40 61.2	26/12/2010 04:50 59.4
21/12/2010 23:05 61.9	23/12/2010 00:15 61.6	23/12/2010 01:25 61.5	24/12/2010 02:35 57.2	25/12/2010 03:45 61.4	26/12/2010 04:55 61.0
21/12/2010 23:10 60.7	23/12/2010 00:20 58.5	23/12/2010 01:30 61.9	24/12/2010 02:40 57.8	25/12/2010 03:50 58.5	26/12/2010 05:00 59.2
21/12/2010 23:15 61.8	23/12/2010 00:25 60.2	23/12/2010 01:35 61.1	24/12/2010 02:45 58.0	25/12/2010 03:55 58.6	26/12/2010 05:05 59.0
21/12/2010 23:20 64.0	23/12/2010 00:30 60.2	23/12/2010 01:40 63.6	24/12/2010 02:50 57.2	25/12/2010 04:00 56.0	26/12/2010 05:10 60.5
21/12/2010 23:25 57.0	23/12/2010 00:35 59.8	23/12/2010 01:45 62.0	24/12/2010 02:55 59.0	25/12/2010 04:05 58.4	26/12/2010 05:15 59.1
21/12/2010 23:30 59.6	23/12/2010 00:40 60.9	23/12/2010 01:50 61.6	24/12/2010 03:00 60.0	25/12/2010 04:10 58.6	26/12/2010 05:20 59.4
21/12/2010 23:35 58.7	23/12/2010 00:45 61.8	23/12/2010 01:55 61.2	24/12/2010 03:05 57.5	25/12/2010 04:15 60.4	26/12/2010 05:25 58.3
21/12/2010 23:40 54.6	23/12/2010 00:50 59.1	23/12/2010 02:00 61.2	24/12/2010 03:10 57.0	25/12/2010 04:20 58.8	26/12/2010 05:30 60.9
21/12/2010 23:45 55.6	23/12/2010 00:55 60.4	23/12/2010 02:05 62.0	24/12/2010 03:15 62.9	25/12/2010 04:25 57.1	26/12/2010 05:35 57.0
21/12/2010 23:50 57.5	23/12/2010 01:00 58.9	23/12/2010 02:10 61.4	24/12/2010 03:20 58.7	25/12/2010 04:30 60.1	26/12/2010 05:40 57.9
21/12/2010 23:55 58.1	23/12/2010 01:05 59.1	23/12/2010 02:15 62.1	24/12/2010 03:25 58.7	25/12/2010 04:35 56.0	26/12/2010 05:45 59.2
22/12/2010 00:00 57.5	23/12/2010 01:10 61.2	23/12/2010 02:20 61.7	24/12/2010 03:30 58.0	25/12/2010 04:40 60.7	26/12/2010 05:50 57.6
22/12/2010 00:05 58.4	23/12/2010 01:15 62.3	23/12/2010 02:25 61.6	24/12/2010 03:35 61.5	25/12/2010 04:45 57.7	26/12/2010 05:55 59.7
22/12/2010 00:10 57.2	23/12/2010 01:20 60.9	23/12/2010 02:30 60.2	24/12/2010 03:40 58.3	25/12/2010 04:50 59.7	26/12/2010 06:00 58.3
22/12/2010 00:15 61.6	23/12/2010 01:25 62.4	23/12/2010 02:35 60.6	24/12/2010 03:45 58.9	25/12/2010 04:55 61.8	26/12/2010 06:05 56.1
22/12/2010 00:20 58.5	23/12/2010 01:30 62.6	23/12/2010 02:40 61.4	24/12/2010 03:50 58.4	25/12/2010 05:00 62.5	26/12/2010 06:10 62.5
22/12/2010 00:25 60.2	23/12/2010 01:35 61.9	23/12/2010 02:45 60.0	24/12/2010 03:55 59.9	25/12/2010 05:05 61.0	26/12/2010 06:15 57.8
22/12/2010 00:30 60.2	23/12/2010 01:40 62.3	23/12/2010 02:50 60.8	24/12/2010 04:00 58.2	25/12/2010 05:10 60.4	26/12/2010 06:20 57.3
22/12/2010 00:35 59.8	23/12/2010 01:45 65.3	23/12/2010 02:55 60.1	24/12/2010 04:05 58.2	25/12/2010 05:15 61.8	26/12/2010 06:25 47.1
22/12/2010 00:40 60.9	23/12/2010 01:50 59.8	23/12/2010 03:00 60.5	24/12/2010 04:10 59.4	25/12/2010 05:20 61.4	26/12/2010 06:30 50.5
22/12/2010 00:45 61.8	23/12/2010 01:55 60.8	23/12/2010 03:05 61.2	24/12/2010 04:15 58.5	25/12/2010 05:25 60.1	26/12/2010 06:35 56.3
22/12/2010 00:50 59.1	23/12/2010 02:00 60.5	23/12/2010 03:10 61.7	24/12/2010 04:20 59.7	25/12/2010 05:30 61.1	26/12/2010 06:40 47.9
22/12/2010 00:55 60.4	23/12/2010 02:05 60.1	23/12/2010 03:15 59.4	24/12/2010 04:25 58.9	25/12/2010 05:35 60.2	26/12/2010 06:45 61.7
22/12/2010 01:00 58.9	23/12/2010 02:10 59.7	23/12/2010 03:20 61.6	24/12/2010 04:30 60.7	25/12/2010 05:40 59.2	26/12/2010 06:50 52.0
22/12/2010 01:05 59.1	23/12/2010 02:15 60.1	23/12/2010 03:25 61.6	24/12/2010 04:35 61.1	25/12/2010 05:45 60.7	26/12/2010 06:55 42.5
22/12/2010 01:10 61.2	23/12/2010 02:20 60.1	23/12/2010 03:30 63.0	24/12/2010 04:40 59.7	25/12/2010 05:50 59.3	26/12/2010 23:00 61.4
22/12/2010 01:15 62.3	23/12/2010 02:25 60.0	23/12/2010 03:35 61.3	24/12/2010 04:45 60.6	25/12/2010 05:55 59.4	26/12/2010 23:05 61.2
22/12/2010 01:20 60.9	23/12/2010 02:30 61.4	23/12/2010 03:40 60.4	24/12/2010 04:50 56.7	25/12/2010 06:00 59.6	26/12/2010 23:10 61.4
22/12/2010 01:25 62.4	23/12/2010 02:35 61.0	23/12/2010 03:45 60.2	24/12/2010 04:55 59.0	25/12/2010 06:05 59.5	26/12/2010 23:15 61.1
22/12/2010 01:30 62.6	23/12/2010 02:40 59.9	23/12/2010 03:50 60.8	24/12/2010 05:00 58.7	25/12/2010 06:10 57.9	26/12/2010 23:20 61.8
22/12/2010 01:35 61.9	23/12/2010 02:45 60.1	23/12/2010 03:55 60.5	24/12/2010 05:05 58.4	25/12/2010 06:15 61.8	26/12/2010 23:25 61.0
22/12/2010 01:40 62.3	23/12/2010 02:50 60.4	23/12/2010 04:00 61.6	24/12/2010 05:10 58.7	25/12/2010 06:20 60.4	26/12/2010 23:30 61.3
22/12/2010 01:45 65.3	23/12/2010 02:55 59.8	23/12/2010 04:05 59.6	24/12/2010 05:15 59.8	25/12/2010 06:25 60.3	26/12/2010 23:35 60.7
22/12/2010 01:50 59.8	23/12/2010 03:00 59.1	23/12/2010 04:10 61.3	24/12/2010 05:20 60.1	25/12/2010 06:30 59.5	26/12/2010 23:40 62.0
22/12/2010 01:55 60.8	23/12/2010 03:05 60.2	23/12/2010 04:15 60.3	24/12/2010 05:25 58.7	25/12/2010 06:35 58.4	26/12/2010 23:45 61.3
22/12/2010 02:00 60.5	23/12/2010 03:10 58.6	23/12/2010 04:20 64.1	24/12/2010 05:30 57.0	25/12/2010 06:40 57.2	26/12/2010 23:50 60.7
22/12/2010 02:05 60.1	23/12/2010 03:15 59.2	23/12/2010 04:25 59.3	24/12/2010 05:35 58.8	25/12/2010 06:45 59.2	26/12/2010 23:55 61.0
22/12/2010 02:10 59.7	23/12/2010 03:20 54.7	23/12/2010 04:30 60.9	24/12/2010 05:40 57.8	25/12/2010 06:50 57.8	27/12/2010 00:00 62.1
22/12/2010 02:15 60.1	23/12/2010 03:25 59.1	23/12/2010 04:35 58.3	24/12/2010 05:45 58.7	25/12/2010 06:55 57.4	27/12/2010 00:05 59.8
22/12/2010 02:20 60.1	23/12/2010 03:30 57.2	23/12/2010 04:40 60.7	24/12/2010 05:50 58.2	25/12/2010 23:00 60.5	27/12/2010 00:10 58.7
22/12/2010 02:25 60.0	23/12/2010 03:35 56.7	23/12/2010 04:45 60.4	24/12/2010 05:55 57.1	25/12/2010 23:05 60.1	27/12/2010 00:15 58.0
22/12/2010 02:30 61.4	23/12/2010 03:40 56.8	23/12/2010 04:50 59.7	24/12/2010 06:00 60.4	25/12/2010 23:10 60.7	27/12/2010 00:20 57.7
22/12/2010 02:35 61.0	23/12/2010 03:45 52.3	23/12/2010 04:55 61.2	24/12/2010 06:05 57.8	25/12/2010 23:15 61.8	27/12/2010 00:25 50.5
22/12/2010 02:40 59.9	23/12/2010 03:50 54.2	23/12/2010 05:00 61.4	24/12/2010 06:10 58.1	25/12/2010 23:20 62.3	27/12/2010 00:30 55.7
22/12/2010 02:45 60.1	23/12/2010 03:55 51.2	23/12/2010 05:05 61.1	24/12/2010 06:15 57.8	25/12/2010 23:25 63.9	27/12/2010 00:35 54.1
22/12/2010 02:50 60.4	23/12/2010 04:00 40.3	23/12/2010 05:10 60.9	24/12/2010 06:20 56.6	25/12/2010 23:30 62.3	27/12/2010 00:40 56.6
22/12/2010 02:55 59.8	23/12/2010 04:05 52.0	23/12/2010 05:15 59.4	24/12/2010 06:25 55.9	25/12/2010 23:35 62.9	27/12/2010 00:45 60.4
22/12/2010 03:00 59.1	23/12/2010 04:10 54.2	23/12/2010 05:20 60.6	24/12/2010 06:30 53.3	25/12/2010 23:40 62.4	27/12/2010 00:50 59.5
22/12/2010 03:05 60.2	23/12/2010 04:15 55.1	23/12/2010 05:25 59.4	24/12/2010 06:35 55.9	25/12/2010 23:45 62.7	27/12/2010 00:55 60.6
22/12/2010 03:10 58.6	23/12/2010 04:20 52.1	23/12/2010 05:30 60.3	24/12/2010 06:40 53.5	25/12/2010 23:50 60.6	27/12/2010 01:00 60.7
22/12/2010 03:15 59.2	23/12/2010 04:25 55.4	23/12/2010 05:35 58.8	24/12/2010 06:45 53.0	25/12/2010 23:55 60.5	27/12/2010 01:05 60.0
22/12/2010 03:20 54.7	23/12/2010 04:30 46.7	23/12/2010 05:40 59.3	24/12/2010 06:50 61.6	26/12/2010 00:00 61.5	27/12/2010 01:10 59.4
22/12/2010 03:25 59.1	23/12/2010 04:35 61.9	23/12/2010 05:45 59.5	24/12/2010 06:55 54.1	26/12/2010 00:05 61.1	27/12/2010 01:15 59.1
22/12/2010 03:30 57.2	23/12/2010 04:40 61.4	23/12/2010 05:50 58.7	24/12/2010 23:00 63.1	26/12/2010 00:10 59.5	27/12/2010 01:20 59.7
22/12/2010 03:35 56.7	23/12/2010 04:45 45.6	23/12/2010 05:55 58.4	24/12/2010 23:05 60.6	26/12/2010 00:15 61.3	27/12/2010 01:25 58.8
22/12/2010 03:40 56.8	23/12/2010 04:50 61.9	23/12/2010 06:00 57.4	24/12/2010 23:10 60.3	26/12/2010 00:20 61.3	27/12/2010 01:30 59.1
22/12/2010 03:45 52.3	23/12/2010 04:55 57.4	23/12/2010 06:05 56.9	24/12/2010 23:15 59.8	26/12/2010 00:25 57.7	27/12/2010 01:35 58.4
22/12/2010 03:50 54.2	23/12/2010 05:00 58.4	23/12/2010 06:10 57.8	24/12/2010 23:20 60.1	26/12/2010 00:30 57.1	27/12/2010 01:40 58.9
22/12/2010 03:55 51.2	23/12/2010 05:05 57.6	23/12/2010 06:15 57.9	24/12/2010 23:25 58.6	26/12/2010 00:35 60.0	27/12/2010 01:45 62.2
22/12/2010 04:00 40.3	23/12/2010 05:10 57.9	23/12/2010 06:20 54.8	24/12/2010 23:30 56.0	26/12/2010 00:40 65.5	27/12/2010 01:50 61.5
22/12/2010 04:05 52.0	23/12/2010 05:15 59.3	23/12/2010 06:25 47.1	24/12/2010 23:35 57.0	26/12/2010 00:45 59.2	27/12/2010 01:55 60.9
22/12/2010 04:10 54.2	23/12/2010 05:20 56.4	23/12/2010 06:30 48.7	24/12/2010 23:40 56.6	26/12/2010 00:50 59.5	27/12/2010 02:00 60.3
22/12/2010 04:15 55.1	23/12/2010 05:25 57.0	23/12/2010 06:35 52.8	24/12/2010 23:45 58.7	26/12/2010 00:55 59.4	27/12/2010 02:05 60.8
22/12/2010 04:20 52.1	23/12/2010 05:30 55.4	23/12/2010 06:40 50.2	24/12/2010 23:50 58.3	26/12/2010 01:00 58.7	27/12/2010 02:10 59.1
22/12/2010 04:25 55.4	23/12/2010 05:35 56.1	23/12/2010 06:45 45.1	24/12/2010 23:55 58.7	26/12/2010 01:05 58.3	27/12/2010 02:15 59.7
22/12/2010 04:30 46.7	23/12/2010 05:40 56.3	23/12/2010 06:50 61.2	25/12/2010 00:00 59.5	26/12/2010 01:10 60.7	27/12/2010 02:20 58.0
22/12/2010 04:35 61.9	23/12/2010 05:45 55.6	23/12/2010 06:55 47.7	25/12/2010 00:05 56.3	26/12/2010 01:15 60.2	27/12/2010 02:25 57.5
22/12/2010 04:40 61.4	23/12/2010 05:50 56.0	23/12/2010 23:00 64.9	25/12/2010 00:10 58.0	26/12/2010 01:20 60.0	27/12/2010 02:30 58.9
22/12/2010 04:45 45.6	23/12/2010 05:55 57.7	23/12/2010 23:05 65.5	25/12/2010 00:15 57.6	26/12/2010 01:25 60.9	27/12/2010 02:35 58.2
22/12/2010 04:50 61.9	23/12/2010 06:00 54.6	23/12/2010 23:10 65.1	25/12/2010 00:20 56.3	26/12/2010 01:30 60.6	27/12/2010 02:40 58.7
22/12/2010 04:55 57.4	23/12/2010 06:05 54.0	23/12/2010 23:15 63.5	25/12/2010 00:25 59.2	26/12/2010 01:35 60.3	27/12/2010 02:45 59.9
22/12/2010 05:00 58.4	23/12/2010 06:10 50.2	23/12/2010 23:20 64.2	25/12/2010 00:30 61.2	26/12/2010 01:40 58.6	27/12/2010 02:50 58.8
22/12/2010 05:05 57.6	23/12/2010 06:15 50.8	23/12/2010 23:25 63.7	25/12/2010 00:35 61.3	26/12/2010 01:45 61.8	27/12/2010 02:55 61.8
22/12/2010 05:10 57.9	23/12/2010 06:20 61.1	23/12/2010 23:30 64.0	25/12/2010 00:40 63.5	26/12/2010 01:50 62.4	27/12/2010 03:00 58.0
22/12/2010 05:15 59.3	23/12/2010 06:25 49.1	23/12/2010 23:35 63.9	25/12/2010 00:45 62.8	26/12/2010 01:55 59.5	27/12/2010 03:05 60.7
22/12/2010 05:20 56.4	23/12/2010 06:30 61.2	23/12/2010 23:40 62.1	25/12/2010 00:50 62.1	26/12/2010 02:00 61.9	27/12/2010 03:10 57.8
22/12/2010 05:25 57.0	23/12/2010 06:35 61.4	23/12/2010 23:45 62.6	25/12/2010 00:55 61.3	26/12/2010 02:05 59.4	27/12/2010 03:15 59.1
22/12/2010 05:30 55.4	23/12/2010 06:40 59.9	23/12/2010 23:50 62.2	25/12/2010 01:00 62.9	26/12/2010 02:10 60.2	27/12/2010 03:20 58.9
22/12/2010 05:35 56.1	23/12/2010 06:45 61.3	23/12/2010 23:55 60.7	25/12/2010 01:05 62.3	26/12/2010 02:15 59.0	27/12/2010 03:25 59.4
22/12/2010 05:40 56.3	23/12/2010 06:50 60.6	24/12/2010 00:00 61.5	25/12/2010 01:10 61.3	26/12/2010 02:20 59.7	27/12/2010 03:30 60.2
22/12/2010 05:45 55.6	23/12/2010 06:55 60.9	24/12/2010 00:05 62.2	25/12/2010 01:15 61.6	26/12/2010 02:25 57.5	27/12/2010 03:35 59.3
22/12/2010 05:50 56.0	**23/12/2010 23:00 67.3***	24/12/2010 00:10 62.9	25/12/2010 01:20 61.9	26/12/2010 02:30 59.9	27/12/2010 03:40 60.1
22/12/2010 05:55 57.7	**23/12/2010 23:05 67.7***	24/12/2010 00:15 62.5	25/12/2010 01:25 61.3	26/12/2010 02:35 59.0	27/12/2010 03:45 59.4
22/12/2010 06:00 54.6	**23/12/2010 23:10 67.2***	24/12/2010 00:20 62.8	25/12/2010 01:30 61.3	26/12/2010 02:40 59.9	27/12/2010 03:50 59.2
22/12/2010 06:05 54.0	**23/12/2010 23:15 66.8***	24/12/2010 00:25 63.1	25/12/2010 01:35 62.3	26/12/2010 02:45 59.1	27/12/2010 03:55 59.2
22/12/2010 06:10 50.2	**23/12/2010 23:20 66.5***	24/12/2010 00:30 63.3	25/12/2010 01:40 59.9	26/12/2010 02:50 58.7	27/12/2010 04:00 60.1
22/12/2010 06:15 50.8	**23/12/2010 23:25 65.9***	24/12/2010 00:35 62.0	25/12/2010 01:45 62.0	26/12/2010 02:55 58.5	27/12/2010 04:05 59.2
22/12/2010 06:20 61.1	23/12/2010 23:30 63.5	24/12/2010 00:40 62.7	25/12/2010 01:50 61.0	26/12/2010 03:00 59.2	27/12/2010 04:10 59.5
22/12/2010 06:25 49.1	23/12/2010 23:35 63.2	24/12/2010 00:45 63.2	25/12/2010 01:55 60.7	26/12/2010 03:05 60.4	27/12/2010 04:15 58.3
22/12/2010 06:30 61.2	23/12/2010 23:40 61.8	24/12/2010 00:50 62.2	25/12/2010 02:00 60.7	26/12/2010 03:10 59.2	27/12/2010 04:20 59.3
22/12/2010 06:35 61.4	23/12/2010 23:45 61.6	24/12/2010 00:55 62.3	25/12/2010 02:05 61.4	26/12/2010 03:15 59.7	27/12/2010 04:25 61.2
22/12/2010 06:40 59.9	23/12/2010 23:50 61.3	24/12/2010 01:00 63.2	25/12/2010 02:10 61.0	26/12/2010 03:20 60.9	27/12/2010 04:30 60.4
22/12/2010 06:45 61.3	23/12/2010 23:55 60.1	24/12/2010 01:05 61.7	25/12/2010 02:15 60.1	26/12/2010 03:25 58.9	27/12/2010 04:35 58.4

Real-time Noise Data RTN1 (FEHD Hong Kong Transport Section Whitefield Depot)

27/12/2010 04:40	60.0
27/12/2010 04:45	59.5
27/12/2010 04:50	57.9
27/12/2010 04:55	59.4
27/12/2010 05:00	58.5
27/12/2010 05:05	57.7
27/12/2010 05:10	57.9
27/12/2010 05:15	58.5
27/12/2010 05:20	58.5
27/12/2010 05:25	56.6
27/12/2010 05:30	60.7
27/12/2010 05:35	58.2
27/12/2010 05:40	58.1
27/12/2010 05:45	59.7
27/12/2010 05:50	58.6
27/12/2010 05:55	53.4
27/12/2010 06:00	54.6
27/12/2010 06:05	53.9
27/12/2010 06:10	54.8
27/12/2010 06:15	57.0
27/12/2010 06:20	54.9
27/12/2010 06:25	52.3
27/12/2010 06:30	61.9
27/12/2010 06:35	61.3
27/12/2010 06:40	61.3
27/12/2010 06:45	47.9
27/12/2010 06:50	61.6
27/12/2010 06:55	60.8
27/12/2010 23:00	67.7
27/12/2010 23:05	67.7
27/12/2010 23:10	65.5
27/12/2010 23:15	65.5
27/12/2010 23:20	66.5
27/12/2010 23:25	64.8

* The exceedance were bolded.

Real-time Noise Data RTN1 (FEHD Hong Kong Transport Section Whitefield Depot)

Normal Day 07:00-19:00

28/12/2010 07:03 64.8	03/01/2011 13:33 73.1	08/01/2011 08:33 65.3	13/01/2011 15:33 69.1	19/01/2011 10:33 69.9	24/01/2011 17:33 58.2
28/12/2010 07:33 66.4	03/01/2011 14:03 72.2	08/01/2011 09:03 70.7	13/01/2011 16:03 68.2	19/01/2011 11:03 70.3	24/01/2011 18:03 59.1
28/12/2010 08:03 67.0	03/01/2011 14:33 66.1	08/01/2011 09:33 64.8	13/01/2011 16:33 69.0	19/01/2011 11:33 70.2	24/01/2011 18:33 67.2
28/12/2010 08:33 69.3	03/01/2011 15:03 71.4	08/01/2011 10:03 67.1	13/01/2011 17:03 69.4	19/01/2011 12:03 68.1	25/01/2011 07:03 63.6
28/12/2010 09:03 69.1	03/01/2011 15:33 72.2	08/01/2011 10:33 66.1	13/01/2011 17:33 68.2	19/01/2011 12:33 65.8	25/01/2011 07:33 64.8
28/12/2010 09:33 67.7	03/01/2011 16:03 71.1	08/01/2011 11:03 66.2	13/01/2011 18:03 67.2	19/01/2011 13:03 65.9	25/01/2011 08:03 65.4
28/12/2010 10:03 69.3	03/01/2011 16:33 65.3	08/01/2011 11:33 64.4	13/01/2011 18:33 66.1	19/01/2011 13:33 68.9	25/01/2011 08:33 65.8
28/12/2010 10:33 71.1	03/01/2011 17:03 69.8	08/01/2011 12:03 64.5	14/01/2011 07:03 65.3	19/01/2011 14:03 69.1	25/01/2011 09:03 67.4
28/12/2010 11:03 67.7	03/01/2011 17:33 68.4	08/01/2011 12:33 65.9	14/01/2011 07:33 66.3	19/01/2011 14:33 69.4	25/01/2011 09:33 67.4
28/12/2010 11:33 67.5	03/01/2011 18:03 67.0	08/01/2011 13:03 66.9	14/01/2011 08:03 65.0	19/01/2011 15:03 68.0	25/01/2011 10:03 71.4
28/12/2010 12:03 65.4	03/01/2011 18:33 65.5	08/01/2011 13:33 66.5	14/01/2011 08:33 66.4	19/01/2011 15:33 70.3	25/01/2011 10:33 70.7
28/12/2010 12:33 67.5	04/01/2011 07:03 64.2	08/01/2011 14:03 65.8	14/01/2011 09:03 68.6	19/01/2011 16:03 68.2	25/01/2011 11:03 71.3
28/12/2010 13:03 67.9	04/01/2011 07:33 64.9	08/01/2011 14:33 64.2	14/01/2011 09:33 68.9	19/01/2011 16:33 68.8	25/01/2011 11:33 71.5
28/12/2010 13:33 68.7	04/01/2011 08:03 66.3	08/01/2011 15:03 67.4	14/01/2011 10:03 68.4	19/01/2011 17:03 70.2	25/01/2011 12:03 72.5
28/12/2010 14:03 69.3	04/01/2011 08:33 70.0	08/01/2011 15:33 67.8	14/01/2011 10:33 68.6	19/01/2011 17:33 69.0	25/01/2011 12:33 67.1
28/12/2010 14:33 69.4	04/01/2011 09:03 69.9	08/01/2011 16:03 69.3	14/01/2011 11:03 66.8	19/01/2011 18:03 67.4	25/01/2011 13:03 65.3
28/12/2010 15:03 68.6	04/01/2011 09:33 71.1	08/01/2011 16:33 69.1	14/01/2011 11:33 69.0	19/01/2011 18:33 69.5	25/01/2011 13:33 68.8
28/12/2010 15:33 68.0	04/01/2011 10:03 69.7	08/01/2011 17:03 68.6	14/01/2011 12:03 65.8	20/01/2011 07:03 64.3	25/01/2011 14:03 69.3
28/12/2010 16:03 68.0	04/01/2011 10:33 70.2	08/01/2011 17:33 67.5	14/01/2011 12:33 66.3	20/01/2011 07:33 65.3	25/01/2011 14:33 70.3
28/12/2010 16:33 67.9	04/01/2011 11:03 70.9	08/01/2011 18:03 64.8	14/01/2011 13:03 67.3	20/01/2011 08:03 65.8	25/01/2011 15:03 69.3
28/12/2010 17:03 68.1	04/01/2011 11:33 68.2	08/01/2011 18:33 63.5	14/01/2011 13:33 68.9	20/01/2011 08:33 65.9	25/01/2011 15:33 68.3
28/12/2010 17:33 67.3	04/01/2011 12:03 65.9	10/01/2011 07:03 65.4	14/01/2011 14:03 70.4	20/01/2011 09:03 68.1	25/01/2011 16:03 69.9
28/12/2010 18:03 65.8	04/01/2011 12:33 66.0	10/01/2011 07:33 66.2	14/01/2011 14:33 69.9	20/01/2011 09:33 70.6	25/01/2011 16:33 67.9
28/12/2010 18:33 62.9	04/01/2011 13:03 70.6	10/01/2011 08:03 66.8	14/01/2011 15:03 69.5	20/01/2011 10:03 70.5	25/01/2011 17:03 69.0
29/12/2010 07:03 65.8	04/01/2011 13:33 70.7	10/01/2011 08:33 68.3	14/01/2011 15:33 69.9	20/01/2011 10:33 69.4	25/01/2011 17:33 70.9
29/12/2010 07:33 65.9	04/01/2011 14:03 71.1	10/01/2011 09:03 67.9	14/01/2011 16:03 67.1	20/01/2011 11:03 69.5	25/01/2011 18:03 69.4
29/12/2010 08:03 68.2	04/01/2011 14:33 69.2	10/01/2011 09:33 68.7	14/01/2011 16:33 66.7	20/01/2011 11:33 71.5	25/01/2011 18:33 68.5
29/12/2010 08:33 69.5	04/01/2011 15:03 69.1	10/01/2011 10:03 69.0	14/01/2011 17:03 72.2	20/01/2011 12:03 67.5	26/01/2011 07:03 62.8
29/12/2010 09:03 69.3	04/01/2011 15:33 68.2	10/01/2011 10:33 70.2	14/01/2011 17:33 69.7	20/01/2011 12:33 66.4	26/01/2011 07:33 64.9
29/12/2010 09:33 69.9	04/01/2011 16:03 68.2	10/01/2011 11:03 70.6	14/01/2011 18:03 65.7	20/01/2011 13:03 65.8	26/01/2011 08:03 65.3
29/12/2010 10:03 71.2	04/01/2011 16:33 70.5	10/01/2011 11:33 70.1	14/01/2011 18:33 63.1	20/01/2011 13:33 70.1	26/01/2011 08:33 66.3
29/12/2010 10:33 67.8	04/01/2011 17:03 70.9	10/01/2011 12:03 67.5	15/01/2011 07:03 65.4	20/01/2011 14:03 69.9	26/01/2011 09:03 69.0
29/12/2010 11:03 68.4	04/01/2011 17:33 69.7	10/01/2011 12:33 65.9	15/01/2011 07:33 66.4	20/01/2011 14:33 70.9	26/01/2011 09:33 69.2
29/12/2010 11:33 66.9	04/01/2011 18:03 69.5	10/01/2011 13:03 70.2	15/01/2011 08:03 67.5	20/01/2011 15:03 70.3	26/01/2011 10:03 71.2
29/12/2010 12:03 65.6	04/01/2011 18:33 64.6	10/01/2011 13:33 70.9	15/01/2011 08:33 69.6	20/01/2011 15:33 71.6	26/01/2011 10:33 69.3
29/12/2010 12:33 66.2	05/01/2011 07:03 63.5	10/01/2011 14:03 70.5	15/01/2011 09:03 70.6	20/01/2011 16:03 69.1	26/01/2011 11:03 69.4
29/12/2010 13:03 68.6	05/01/2011 07:33 63.5	10/01/2011 14:33 70.7	15/01/2011 09:33 71.9	20/01/2011 16:33 71.2	26/01/2011 11:33 70.4
29/12/2010 13:33 67.9	05/01/2011 08:03 63.7	10/01/2011 15:03 70.1	15/01/2011 10:03 71.4	20/01/2011 17:03 71.1	26/01/2011 12:03 69.3
29/12/2010 14:03 68.7	05/01/2011 08:33 65.7	10/01/2011 15:33 72.0	15/01/2011 10:33 71.8	20/01/2011 17:33 70.2	26/01/2011 12:33 66.0
29/12/2010 14:33 68.6	05/01/2011 09:03 69.8	10/01/2011 16:03 69.8	15/01/2011 11:03 71.0	20/01/2011 18:03 69.4	26/01/2011 13:03 67.6
29/12/2010 15:03 68.1	05/01/2011 09:33 65.6	10/01/2011 16:33 70.0	15/01/2011 11:33 72.5	20/01/2011 18:33 66.5	26/01/2011 13:33 68.2
29/12/2010 15:33 67.9	05/01/2011 10:03 68.0	10/01/2011 17:03 69.4	15/01/2011 12:03 67.1	21/01/2011 07:03 64.9	26/01/2011 14:03 67.3
29/12/2010 16:03 67.6	05/01/2011 10:33 65.9	10/01/2011 17:33 68.0	15/01/2011 12:33 66.0	21/01/2011 07:33 66.2	26/01/2011 14:33 67.0
29/12/2010 16:33 67.5	05/01/2011 11:03 65.3	10/01/2011 18:03 66.2	15/01/2011 13:03 68.6	21/01/2011 08:03 66.3	26/01/2011 15:03 66.5
29/12/2010 17:03 66.9	05/01/2011 11:33 66.6	10/01/2011 18:33 69.6	15/01/2011 13:33 70.6	21/01/2011 08:33 67.0	26/01/2011 15:33 68.1
29/12/2010 17:33 65.8	05/01/2011 12:03 63.8	11/01/2011 07:03 65.5	15/01/2011 14:03 72.3	21/01/2011 09:03 68.4	26/01/2011 16:03 69.4
29/12/2010 18:03 64.3	05/01/2011 12:33 64.1	11/01/2011 07:33 66.3	15/01/2011 14:33 71.7	21/01/2011 09:33 70.0	26/01/2011 16:33 71.0
29/12/2010 18:33 64.3	05/01/2011 13:03 66.3	11/01/2011 08:03 65.8	15/01/2011 15:03 71.4	21/01/2011 10:03 71.2	26/01/2011 17:03 70.7
30/12/2010 07:03 65.6	05/01/2011 13:33 65.9	11/01/2011 08:33 68.6	15/01/2011 15:33 70.4	21/01/2011 10:33 71.6	26/01/2011 17:33 67.8
30/12/2010 07:33 66.8	05/01/2011 14:03 65.2	11/01/2011 09:03 71.4	15/01/2011 16:03 70.9	21/01/2011 11:03 70.5	26/01/2011 18:03 65.9
30/12/2010 08:03 67.8	05/01/2011 14:33 66.4	11/01/2011 09:33 68.9	15/01/2011 16:33 70.5	21/01/2011 11:33 69.9	26/01/2011 18:33 65.0
30/12/2010 08:33 66.4	05/01/2011 15:03 66.8	11/01/2011 10:03 70.0	15/01/2011 17:03 71.8	21/01/2011 12:03 70.3	27/01/2011 07:03 65.2
30/12/2010 09:03 66.8	05/01/2011 15:33 66.0	11/01/2011 10:33 69.0	15/01/2011 17:33 69.3	21/01/2011 12:33 66.1	27/01/2011 07:33 66.0
30/12/2010 09:33 68.3	05/01/2011 16:03 66.5	11/01/2011 11:03 70.2	15/01/2011 18:03 65.5	21/01/2011 13:03 64.8	27/01/2011 08:03 66.6
30/12/2010 10:03 68.8	05/01/2011 16:33 67.4	11/01/2011 11:33 69.7	15/01/2011 18:33 66.0	21/01/2011 13:33 69.1	27/01/2011 08:33 68.8
30/12/2010 10:33 69.2	05/01/2011 17:03 67.2	11/01/2011 12:03 66.5	17/01/2011 07:03 65.2	21/01/2011 14:03 70.5	27/01/2011 09:03 67.8
30/12/2010 11:03 68.1	05/01/2011 17:33 67.8	11/01/2011 12:33 67.2	17/01/2011 07:33 65.8	21/01/2011 14:33 72.6	27/01/2011 09:33 68.9
30/12/2010 11:33 67.0	05/01/2011 18:03 62.9	11/01/2011 13:03 70.4	17/01/2011 08:03 65.0	21/01/2011 15:03 71.8	27/01/2011 10:03 69.3
30/12/2010 12:03 65.8	05/01/2011 18:33 64.6	11/01/2011 13:33 70.6	17/01/2011 08:33 67.3	21/01/2011 15:33 70.9	27/01/2011 10:33 69.0
30/12/2010 12:33 65.2	06/01/2011 07:03 65.3	11/01/2011 14:03 70.2	17/01/2011 09:03 70.4	21/01/2011 16:03 70.0	27/01/2011 11:03 69.1
30/12/2010 13:03 67.4	06/01/2011 07:33 66.1	11/01/2011 14:33 70.3	17/01/2011 09:33 68.6	21/01/2011 16:33 71.0	27/01/2011 11:33 67.4
30/12/2010 13:33 66.7	06/01/2011 08:03 66.7	11/01/2011 15:03 69.2	17/01/2011 10:03 69.5	21/01/2011 17:03 47.4	27/01/2011 12:03 65.3
30/12/2010 14:03 66.7	06/01/2011 08:33 68.4	11/01/2011 15:33 72.3	17/01/2011 10:33 70.5	21/01/2011 17:33 70.0	27/01/2011 12:33 65.5
30/12/2010 14:33 67.1	06/01/2011 09:03 67.0	11/01/2011 16:03 70.2	17/01/2011 11:03 70.6	21/01/2011 18:03 68.4	27/01/2011 13:03 68.3
30/12/2010 15:03 68.8	06/01/2011 09:33 69.9	11/01/2011 16:33 72.3	17/01/2011 11:33 71.1	21/01/2011 18:33 68.1	27/01/2011 13:33 68.3
30/12/2010 15:33 66.9	06/01/2011 10:03 70.5	11/01/2011 17:03 71.7	17/01/2011 12:03 66.9	22/01/2011 07:03 63.2	27/01/2011 14:03 67.1
30/12/2010 16:03 66.3	06/01/2011 10:33 69.8	11/01/2011 17:33 69.9	17/01/2011 12:33 66.4	22/01/2011 07:33 64.2	27/01/2011 14:33 66.2
30/12/2010 16:33 66.5	06/01/2011 11:03 70.2	11/01/2011 18:03 66.8	17/01/2011 13:03 66.1	22/01/2011 08:03 65.3	27/01/2011 15:03 65.9
30/12/2010 17:03 66.1	06/01/2011 11:33 68.4	11/01/2011 18:33 65.0	17/01/2011 13:33 69.2	22/01/2011 08:33 67.5	27/01/2011 15:33 64.8
30/12/2010 17:33 66.0	06/01/2011 12:03 66.9	12/01/2011 07:03 65.2	17/01/2011 14:03 71.1	22/01/2011 09:03 69.5	27/01/2011 16:03 66.6
30/12/2010 18:03 64.9	06/01/2011 12:33 66.6	12/01/2011 07:33 65.7	17/01/2011 14:33 70.6	22/01/2011 09:33 71.3	27/01/2011 16:33 68.5
30/12/2010 18:33 64.0	06/01/2011 13:03 71.4	12/01/2011 08:03 66.2	17/01/2011 15:03 70.7	22/01/2011 10:03 70.5	27/01/2011 17:03 67.1
31/12/2010 07:03 65.1	06/01/2011 13:33 69.2	12/01/2011 08:33 70.0	17/01/2011 15:33 70.7	22/01/2011 10:33 72.3	27/01/2011 17:33 65.3
31/12/2010 07:33 66.5	06/01/2011 14:03 69.2	12/01/2011 09:03 71.1	17/01/2011 16:03 70.7	22/01/2011 11:03 70.2	27/01/2011 18:03 64.3
31/12/2010 08:03 67.5	06/01/2011 14:33 69.7	12/01/2011 09:33 71.0	17/01/2011 16:33 70.7	22/01/2011 11:33 68.2	27/01/2011 18:33 64.2
31/12/2010 08:33 67.7	06/01/2011 15:03 70.0	12/01/2011 10:03 55.5	17/01/2011 17:03 70.7	22/01/2011 12:03 68.2	
31/12/2010 09:03 68.3	06/01/2011 15:33 69.8	12/01/2011 10:33 72.5	17/01/2011 17:33 69.7	22/01/2011 12:33 65.4	Normal Day 19:00-23:00,
31/12/2010 09:33 68.4	06/01/2011 16:03 68.9	12/01/2011 11:03 72.6	17/01/2011 18:03 65.6	22/01/2011 13:03 65.7	Sunday & Holiday 07:00-23:00
31/12/2010 10:03 67.6	06/01/2011 16:33 70.3	12/01/2011 11:33 71.3	17/01/2011 18:33 64.2	22/01/2011 13:33 68.2	28/12/2010 19:03 62.5
31/12/2010 10:33 67.8	06/01/2011 17:03 69.6	12/01/2011 12:03 68.4	18/01/2011 07:03 64.9	22/01/2011 14:03 69.8	28/12/2010 19:08 62.8
31/12/2010 11:03 66.9	06/01/2011 17:33 67.5	12/01/2011 12:33 65.3	18/01/2011 07:33 65.5	22/01/2011 14:33 69.6	28/12/2010 19:13 62.7
31/12/2010 11:33 65.6	06/01/2011 18:03 66.5	12/01/2011 13:03 72.8	18/01/2011 08:03 66.6	22/01/2011 15:03 68.7	28/12/2010 19:18 63.1
31/12/2010 12:03 65.6	06/01/2011 18:33 65.0	12/01/2011 13:33 70.1	18/01/2011 08:33 67.4	22/01/2011 15:33 70.3	28/12/2010 19:23 64.1
31/12/2010 12:33 65.5	07/01/2011 07:03 59.4	12/01/2011 14:03 71.7	18/01/2011 09:03 69.5	22/01/2011 16:03 68.5	28/12/2010 19:28 64.8
31/12/2010 13:03 69.6	07/01/2011 07:33 62.0	12/01/2011 14:33 69.0	18/01/2011 09:33 55.4	22/01/2011 16:33 68.9	28/12/2010 19:33 65.7
31/12/2010 13:33 66.2	07/01/2011 08:03 63.0	12/01/2011 15:03 71.9	18/01/2011 10:03 70.7	22/01/2011 17:03 68.5	28/12/2010 19:38 65.6
31/12/2010 14:03 66.1	07/01/2011 08:33 63.0	12/01/2011 15:33 71.4	18/01/2011 10:33 69.6	22/01/2011 17:33 69.9	28/12/2010 19:43 65.9
31/12/2010 14:33 67.4	07/01/2011 09:03 66.3	12/01/2011 16:03 69.0	18/01/2011 11:03 70.1	22/01/2011 18:03 69.2	28/12/2010 19:48 65.6
31/12/2010 15:03 68.9	07/01/2011 09:33 69.7	12/01/2011 16:33 69.5	18/01/2011 11:33 69.5	22/01/2011 18:33 67.8	28/12/2010 19:53 65.8
31/12/2010 15:33 71.6	07/01/2011 10:03 68.1	12/01/2011 17:03 70.0	18/01/2011 12:03 65.8	24/01/2011 07:03 64.1	28/12/2010 19:58 65.1
31/12/2010 16:03 66.8	07/01/2011 10:33 67.7	12/01/2011 17:33 68.8	18/01/2011 12:33 64.7	24/01/2011 07:33 65.5	28/12/2010 20:03 65.8
31/12/2010 16:33 66.3	07/01/2011 11:03 68.9	12/01/2011 18:03 67.9	18/01/2011 13:03 66.6	24/01/2011 08:03 66.0	28/12/2010 20:08 65.5
31/12/2010 17:03 67.5	07/01/2011 11:33 66.1	12/01/2011 18:33 65.5	18/01/2011 13:33 70.5	24/01/2011 08:33 65.8	28/12/2010 20:13 65.2
31/12/2010 17:33 66.1	07/01/2011 12:03 65.4	13/01/2011 07:03 65.6	18/01/2011 14:03 69.7	24/01/2011 09:03 69.3	28/12/2010 20:18 65.7
31/12/2010 18:03 65.8	07/01/2011 12:33 64.2	13/01/2011 07:33 65.8	18/01/2011 14:33 69.8	24/01/2011 09:33 69.2	28/12/2010 20:23 64.9
31/12/2010 18:33 65.3	07/01/2011 13:03 64.2	13/01/2011 08:03 65.2	18/01/2011 15:03 69.7	24/01/2011 10:03 70.5	28/12/2010 20:28 65.2
03/01/2011 07:03 64.8	07/01/2011 13:33 67.2	13/01/2011 08:33 70.7	18/01/2011 15:33 69.3	24/01/2011 10:33 70.5	28/12/2010 20:33 65.0
03/01/2011 07:33 66.0	07/01/2011 14:03 66.3	13/01/2011 09:03 68.7	18/01/2011 16:03 70.5	24/01/2011 11:03 69.7	28/12/2010 20:38 65.1
03/01/2011 08:03 65.9	07/01/2011 14:33 66.3	13/01/2011 09:33 67.8	18/01/2011 16:33 70.2	24/01/2011 11:33 70.0	28/12/2010 20:43 64.6
03/01/2011 08:33 65.4	07/01/2011 15:03 66.0	13/01/2011 10:03 70.6	18/01/2011 17:03 70.4	24/01/2011 12:03 69.6	28/12/2010 20:48 64.8
03/01/2011 09:03 68.5	07/01/2011 15:33 67.2	13/01/2011 10:33 71.0	18/01/2011 17:33 69.3	24/01/2011 12:33 66.9	28/12/2010 20:53 66.7
03/01/2011 09:33 70.4	07/01/2011 16:03 66.6	13/01/2011 11:03 69.5	18/01/2011 18:03 68.2	24/01/2011 13:03 66.1	28/12/2010 20:58 65.1
03/01/2011 10:03 72.3	07/01/2011 16:33 66.5	13/01/2011 11:33 70.2	18/01/2011 18:33 68.0	24/01/2011 13:33 67.6	28/12/2010 21:03 64.4
03/01/2011 10:33 72.4	07/01/2011 17:03 67.2	13/01/2011 12:03 67.3	19/01/2011 07:03 64.7	24/01/2011 14:03 68.6	28/12/2010 21:08 64.2
03/01/2011 11:03 72.1	07/01/2011 17:33 70.1	13/01/2011 12:33 68.1	19/01/2011 07:33 65.5	24/01/2011 14:33 70.4	28/12/2010 21:13 64.4
03/01/2011 11:33 70.7	07/01/2011 18:03 69.0	13/01/2011 13:03 67.9	19/01/2011 08:03 66.4	24/01/2011 15:03 68.9	28/12/2010 21:18 64.5
03/01/2011 12:03 68.3	07/01/2011 18:33 64.9	13/01/2011 13:33 68.9	19/01/2011 08:33 66.1	24/01/2011 15:33 61.1	28/12/2010 21:23 64.9
03/01/2011 12:33 66.3	08/01/2011 07:03 62.8	13/01/2011 14:03 69.8	19/01/2011 09:03 69.0	24/01/2011 16:03 72.2	28/12/2010 21:28 66.0
03/01/2011 13:03 48.1	08/01/2011 07:33 62.9	13/01/2011 14:33 68.3	19/01/2011 09:33 69.2	24/01/2011 16:33 62.1	28/12/2010 21:33 64.3
	08/01/2011 08:03 63.0	13/01/2011 15:03 68.0	19/01/2011 10:03 69.7	24/01/2011 17:03 71.8	28/12/2010 21:38 64.6

Real-time Noise Data RTN1 (FEHD Hong Kong Transport Section Whitefield Depot)

28/12/2010 21:43 64.9	30/12/2010 22:53 65.3	01/01/2011 12:03 63.5	01/01/2011 21:13 63.7	02/01/2011 14:23 64.7	03/01/2011 19:33 66.2
28/12/2010 21:48 65.0	30/12/2010 22:58 64.2	01/01/2011 12:08 64.2	01/01/2011 21:18 63.6	02/01/2011 14:28 64.7	03/01/2011 19:38 65.9
28/12/2010 21:53 65.6	31/12/2010 19:03 64.8	01/01/2011 12:13 64.4	01/01/2011 21:23 63.6	02/01/2011 14:33 64.4	03/01/2011 19:43 65.5
28/12/2010 21:58 65.6	31/12/2010 19:08 64.7	01/01/2011 12:18 64.4	01/01/2011 21:28 63.0	02/01/2011 14:38 65.0	03/01/2011 19:48 66.2
28/12/2010 22:03 65.0	31/12/2010 19:13 65.1	01/01/2011 12:23 64.4	01/01/2011 21:33 63.6	02/01/2011 14:43 64.3	03/01/2011 19:53 65.9
28/12/2010 22:08 64.6	31/12/2010 19:18 64.6	01/01/2011 12:28 64.3	01/01/2011 21:38 63.3	02/01/2011 14:48 64.6	03/01/2011 19:58 65.9
28/12/2010 22:13 64.4	31/12/2010 19:23 64.6	01/01/2011 12:33 65.2	01/01/2011 21:43 63.9	02/01/2011 14:53 65.1	03/01/2011 20:03 65.7
28/12/2010 22:18 65.2	31/12/2010 19:28 65.0	01/01/2011 12:38 65.1	01/01/2011 21:48 64.6	02/01/2011 14:58 64.9	03/01/2011 20:08 65.1
28/12/2010 22:23 64.6	31/12/2010 19:33 64.8	01/01/2011 12:43 64.7	01/01/2011 21:53 64.0	02/01/2011 15:03 64.7	03/01/2011 20:13 65.4
28/12/2010 22:28 64.8	31/12/2010 19:38 64.3	01/01/2011 12:48 64.4	01/01/2011 21:58 63.4	02/01/2011 15:08 64.4	03/01/2011 20:18 65.4
28/12/2010 22:33 64.4	31/12/2010 19:43 64.6	01/01/2011 12:53 63.5	01/01/2011 22:03 63.6	02/01/2011 15:13 64.1	03/01/2011 20:23 65.2
28/12/2010 22:38 64.5	31/12/2010 19:48 64.3	01/01/2011 12:58 65.7	01/01/2011 22:08 63.4	02/01/2011 15:18 64.4	03/01/2011 20:28 64.4
28/12/2010 22:43 64.0	31/12/2010 19:53 64.7	01/01/2011 13:03 63.5	01/01/2011 22:13 65.0	02/01/2011 15:23 64.5	03/01/2011 20:33 64.7
28/12/2010 22:48 64.5	31/12/2010 19:58 64.5	01/01/2011 13:08 64.9	01/01/2011 22:18 63.9	02/01/2011 15:28 64.0	03/01/2011 20:38 64.8
28/12/2010 22:53 65.3	31/12/2010 20:03 64.3	01/01/2011 13:13 64.2	01/01/2011 22:23 63.7	02/01/2011 15:33 64.4	03/01/2011 20:43 64.6
28/12/2010 22:58 64.2	31/12/2010 20:08 65.3	01/01/2011 13:18 64.4	01/01/2011 22:28 63.5	02/01/2011 15:38 64.2	03/01/2011 20:48 64.5
29/12/2010 19:03 63.8	31/12/2010 20:13 64.7	01/01/2011 13:23 64.0	01/01/2011 22:33 62.7	02/01/2011 15:43 66.3	03/01/2011 20:53 64.8
29/12/2010 19:08 63.9	31/12/2010 20:18 65.3	01/01/2011 13:28 64.9	01/01/2011 22:38 62.8	02/01/2011 15:48 64.3	03/01/2011 20:58 64.7
29/12/2010 19:13 63.5	31/12/2010 20:23 64.3	01/01/2011 13:33 64.7	01/01/2011 22:43 63.7	02/01/2011 15:53 64.7	03/01/2011 21:03 64.9
29/12/2010 19:18 63.5	31/12/2010 20:28 63.7	01/01/2011 13:38 65.0	01/01/2011 22:48 62.2	02/01/2011 15:58 66.2	03/01/2011 21:08 64.9
29/12/2010 19:23 63.7	31/12/2010 20:33 64.0	01/01/2011 13:43 65.7	01/01/2011 22:53 63.3	02/01/2011 16:03 64.7	03/01/2011 21:13 64.2
29/12/2010 19:28 64.0	31/12/2010 20:38 64.2	01/01/2011 13:48 64.9	01/01/2011 22:58 63.1	02/01/2011 16:08 64.0	03/01/2011 21:18 65.5
29/12/2010 19:33 64.9	31/12/2010 20:43 65.2	01/01/2011 13:53 65.0	02/01/2011 07:03 60.9	02/01/2011 16:13 65.6	03/01/2011 21:23 64.1
29/12/2010 19:38 65.3	31/12/2010 20:48 64.0	01/01/2011 13:58 64.8	02/01/2011 07:08 61.9	02/01/2011 16:18 66.0	03/01/2011 21:28 64.1
29/12/2010 19:43 65.3	31/12/2010 20:53 63.4	01/01/2011 14:03 64.7	02/01/2011 07:13 61.9	02/01/2011 16:23 64.5	03/01/2011 21:33 64.0
29/12/2010 19:48 65.0	31/12/2010 20:58 64.2	01/01/2011 14:08 64.4	02/01/2011 07:18 61.9	02/01/2011 16:28 63.2	03/01/2011 21:38 64.4
29/12/2010 19:53 64.9	31/12/2010 21:03 63.5	01/01/2011 14:13 64.5	02/01/2011 07:23 62.8	02/01/2011 16:33 63.9	03/01/2011 21:43 64.7
29/12/2010 19:58 64.8	31/12/2010 21:08 63.5	01/01/2011 14:18 64.8	02/01/2011 07:28 61.9	02/01/2011 16:38 68.9	03/01/2011 21:48 64.1
29/12/2010 20:03 65.2	31/12/2010 21:13 63.6	01/01/2011 14:23 64.2	02/01/2011 07:33 61.7	02/01/2011 16:43 65.9	03/01/2011 21:53 64.8
29/12/2010 20:08 65.2	31/12/2010 21:18 63.4	01/01/2011 14:28 64.0	02/01/2011 07:38 61.7	02/01/2011 16:48 63.7	03/01/2011 21:58 64.7
29/12/2010 20:13 66.1	31/12/2010 21:23 63.7	01/01/2011 14:33 64.6	02/01/2011 07:43 63.1	02/01/2011 16:53 64.7	03/01/2011 22:03 64.2
29/12/2010 20:18 64.8	31/12/2010 21:28 63.7	01/01/2011 14:38 64.0	02/01/2011 07:48 62.7	02/01/2011 16:58 65.1	03/01/2011 22:08 64.8
29/12/2010 20:23 65.6	31/12/2010 21:33 63.8	01/01/2011 14:43 64.4	02/01/2011 07:53 62.4	02/01/2011 17:03 64.6	03/01/2011 22:13 64.6
29/12/2010 20:28 64.2	31/12/2010 21:38 63.2	01/01/2011 14:48 64.5	02/01/2011 07:58 62.8	02/01/2011 17:08 65.2	03/01/2011 22:18 64.1
29/12/2010 20:33 64.5	31/12/2010 21:43 63.3	01/01/2011 14:53 65.4	02/01/2011 08:03 62.1	02/01/2011 17:13 64.3	03/01/2011 22:23 64.0
29/12/2010 20:38 64.8	31/12/2010 21:48 63.3	01/01/2011 14:58 64.2	02/01/2011 08:08 63.0	02/01/2011 17:18 64.8	03/01/2011 22:28 64.0
29/12/2010 20:43 64.4	31/12/2010 21:53 63.7	01/01/2011 15:03 64.0	02/01/2011 08:13 63.1	02/01/2011 17:23 64.9	03/01/2011 22:33 64.1
29/12/2010 20:48 64.2	31/12/2010 21:58 66.0	01/01/2011 15:08 65.0	02/01/2011 08:18 63.7	02/01/2011 17:28 64.2	03/01/2011 22:38 65.2
29/12/2010 20:53 64.2	31/12/2010 22:03 63.9	01/01/2011 15:13 64.4	02/01/2011 08:23 63.0	02/01/2011 17:33 65.5	03/01/2011 22:43 64.2
29/12/2010 20:58 63.8	31/12/2010 22:08 63.9	01/01/2011 15:18 64.6	02/01/2011 08:28 63.0	02/01/2011 17:38 65.1	03/01/2011 22:48 64.0
29/12/2010 21:03 63.7	31/12/2010 22:13 64.0	01/01/2011 15:23 64.1	02/01/2011 08:33 63.6	02/01/2011 17:43 64.4	03/01/2011 22:53 63.8
29/12/2010 21:08 64.1	31/12/2010 22:18 63.7	01/01/2011 15:28 64.5	02/01/2011 08:38 64.1	02/01/2011 17:48 64.2	03/01/2011 22:58 64.0
29/12/2010 21:13 63.3	31/12/2010 22:23 64.9	01/01/2011 15:33 64.3	02/01/2011 08:43 64.2	02/01/2011 17:53 63.9	04/01/2011 19:03 64.1
29/12/2010 21:18 63.4	31/12/2010 22:28 64.1	01/01/2011 15:38 64.8	02/01/2011 08:48 64.5	02/01/2011 17:58 63.4	04/01/2011 19:08 63.7
29/12/2010 21:23 64.4	31/12/2010 22:33 63.8	01/01/2011 15:43 64.7	02/01/2011 08:53 63.8	02/01/2011 18:03 63.4	04/01/2011 19:13 63.7
29/12/2010 21:28 63.8	31/12/2010 22:38 63.8	01/01/2011 15:48 64.9	02/01/2011 08:58 64.8	02/01/2011 18:08 63.6	04/01/2011 19:18 65.6
29/12/2010 21:33 63.7	31/12/2010 22:43 63.9	01/01/2011 15:53 64.9	02/01/2011 09:03 64.0	02/01/2011 18:13 64.2	04/01/2011 19:23 61.5
29/12/2010 21:38 64.2	31/12/2010 22:48 64.0	01/01/2011 15:58 64.8	02/01/2011 09:08 65.0	02/01/2011 18:18 64.6	04/01/2011 19:28 64.4
29/12/2010 21:43 63.6	31/12/2010 22:53 64.2	01/01/2011 16:03 64.9	02/01/2011 09:13 64.1	02/01/2011 18:23 64.4	04/01/2011 19:33 64.2
29/12/2010 21:48 64.2	31/12/2010 22:58 63.7	01/01/2011 16:08 64.3	02/01/2011 09:18 64.3	02/01/2011 18:28 63.2	04/01/2011 19:38 64.7
29/12/2010 21:53 64.3	01/01/2011 07:03 62.8	01/01/2011 16:13 64.1	02/01/2011 09:23 63.9	02/01/2011 18:33 63.3	04/01/2011 19:43 64.1
29/12/2010 21:58 63.8	01/01/2011 07:08 63.5	01/01/2011 16:18 64.3	02/01/2011 09:28 64.4	02/01/2011 18:38 63.4	04/01/2011 19:48 64.0
29/12/2010 22:03 63.8	01/01/2011 07:13 63.1	01/01/2011 16:23 64.6	02/01/2011 09:33 64.6	02/01/2011 18:43 62.8	04/01/2011 19:53 65.2
29/12/2010 22:08 64.3	01/01/2011 07:18 62.8	01/01/2011 16:28 64.4	02/01/2011 09:38 65.4	02/01/2011 18:48 63.2	04/01/2011 19:58 64.0
29/12/2010 22:13 64.4	01/01/2011 07:23 63.3	01/01/2011 16:33 64.8	02/01/2011 09:43 64.5	02/01/2011 18:53 63.6	04/01/2011 20:03 63.3
29/12/2010 22:18 64.0	01/01/2011 07:28 62.6	01/01/2011 16:38 64.6	02/01/2011 09:48 65.0	02/01/2011 18:58 62.8	04/01/2011 20:08 64.0
29/12/2010 22:23 64.1	01/01/2011 07:33 63.2	01/01/2011 16:43 64.6	02/01/2011 09:53 65.3	02/01/2011 19:03 63.5	04/01/2011 20:13 63.3
29/12/2010 22:28 63.5	01/01/2011 07:38 63.2	01/01/2011 16:48 64.2	02/01/2011 09:58 64.9	02/01/2011 19:08 64.5	04/01/2011 20:18 63.3
29/12/2010 22:33 64.3	01/01/2011 07:43 63.1	01/01/2011 16:53 64.9	02/01/2011 10:03 64.6	02/01/2011 19:13 64.5	04/01/2011 20:23 63.5
29/12/2010 22:38 66.9	01/01/2011 07:48 62.9	01/01/2011 16:58 64.5	02/01/2011 10:08 64.3	02/01/2011 19:18 64.6	04/01/2011 20:28 62.8
29/12/2010 22:43 63.9	01/01/2011 07:53 63.3	01/01/2011 17:03 64.2	02/01/2011 10:13 64.3	02/01/2011 19:23 64.0	04/01/2011 20:33 63.1
29/12/2010 22:48 63.9	01/01/2011 07:58 63.8	01/01/2011 17:08 63.9	02/01/2011 10:18 64.9	02/01/2011 19:28 64.6	04/01/2011 20:38 63.0
29/12/2010 22:53 63.7	01/01/2011 08:03 64.0	01/01/2011 17:13 64.1	02/01/2011 10:23 65.2	02/01/2011 19:33 64.5	04/01/2011 20:43 63.7
29/12/2010 22:58 64.3	01/01/2011 08:08 63.5	01/01/2011 17:18 64.6	02/01/2011 10:28 66.0	02/01/2011 19:38 64.8	04/01/2011 20:48 64.4
30/12/2010 19:03 64.1	01/01/2011 08:13 63.6	01/01/2011 17:23 64.2	02/01/2011 10:33 65.1	02/01/2011 19:43 64.7	04/01/2011 20:53 63.9
30/12/2010 19:08 63.7	01/01/2011 08:18 63.9	01/01/2011 17:28 65.4	02/01/2011 10:38 64.6	02/01/2011 19:48 64.5	04/01/2011 20:58 63.4
30/12/2010 19:13 63.7	01/01/2011 08:23 65.1	01/01/2011 17:33 64.0	02/01/2011 10:43 65.2	02/01/2011 19:53 64.7	04/01/2011 21:03 63.1
30/12/2010 19:18 63.8	01/01/2011 08:28 63.8	01/01/2011 17:38 64.0	02/01/2011 10:48 65.2	02/01/2011 19:58 63.7	04/01/2011 21:08 63.1
30/12/2010 19:23 63.7	01/01/2011 08:33 63.7	01/01/2011 17:43 65.0	02/01/2011 10:53 65.0	02/01/2011 20:03 64.0	04/01/2011 21:13 62.9
30/12/2010 19:28 63.9	01/01/2011 08:38 63.9	01/01/2011 17:48 63.7	02/01/2011 10:58 65.2	02/01/2011 20:08 64.1	04/01/2011 21:18 63.0
30/12/2010 19:33 64.5	01/01/2011 08:43 63.4	01/01/2011 17:53 63.0	02/01/2011 11:03 65.5	02/01/2011 20:13 64.2	04/01/2011 21:23 63.1
30/12/2010 19:38 64.8	01/01/2011 08:48 64.1	01/01/2011 17:58 62.8	02/01/2011 11:08 65.2	02/01/2011 20:18 63.8	04/01/2011 21:28 63.3
30/12/2010 19:43 65.2	01/01/2011 08:53 63.9	01/01/2011 18:03 63.1	02/01/2011 11:13 64.3	02/01/2011 20:23 63.7	04/01/2011 21:33 63.7
30/12/2010 19:48 64.6	01/01/2011 08:58 64.8	01/01/2011 18:08 62.6	02/01/2011 11:18 64.6	02/01/2011 20:28 63.1	04/01/2011 21:38 62.9
30/12/2010 19:53 64.9	01/01/2011 09:03 63.7	01/01/2011 18:13 62.9	02/01/2011 11:23 64.4	02/01/2011 20:33 65.1	04/01/2011 21:43 62.9
30/12/2010 19:58 65.9	01/01/2011 09:08 64.4	01/01/2011 18:18 62.9	02/01/2011 11:28 65.1	02/01/2011 20:38 64.1	04/01/2011 21:48 63.7
30/12/2010 20:03 66.2	01/01/2011 09:13 64.3	01/01/2011 18:23 62.3	02/01/2011 11:33 65.5	02/01/2011 20:43 63.8	04/01/2011 21:53 64.2
30/12/2010 20:08 65.5	01/01/2011 09:18 64.2	01/01/2011 18:28 63.0	02/01/2011 11:38 65.3	02/01/2011 20:48 63.5	04/01/2011 21:58 64.2
30/12/2010 20:13 65.2	01/01/2011 09:23 64.4	01/01/2011 18:33 62.8	02/01/2011 11:43 65.4	02/01/2011 20:53 63.9	04/01/2011 22:03 63.0
30/12/2010 20:18 65.4	01/01/2011 09:28 64.3	01/01/2011 18:38 62.8	02/01/2011 11:48 65.0	02/01/2011 20:58 63.7	04/01/2011 22:08 63.1
30/12/2010 20:23 65.4	01/01/2011 09:33 65.1	01/01/2011 18:43 62.7	02/01/2011 11:53 66.2	02/01/2011 21:03 63.3	04/01/2011 22:13 63.1
30/12/2010 20:28 65.6	01/01/2011 09:38 65.5	01/01/2011 18:48 62.7	02/01/2011 11:58 65.2	02/01/2011 21:08 63.5	04/01/2011 22:18 63.4
30/12/2010 20:33 65.1	01/01/2011 09:43 64.5	01/01/2011 18:53 63.8	02/01/2011 12:03 65.8	02/01/2011 21:13 64.0	04/01/2011 22:23 64.0
30/12/2010 20:38 65.0	01/01/2011 09:48 64.7	01/01/2011 18:58 63.0	02/01/2011 12:08 64.6	02/01/2011 21:18 64.1	04/01/2011 22:28 63.7
30/12/2010 20:43 65.7	01/01/2011 09:53 65.4	01/01/2011 19:03 64.0	02/01/2011 12:13 65.4	02/01/2011 21:23 63.8	04/01/2011 22:33 63.5
30/12/2010 20:48 65.0	01/01/2011 09:58 65.0	01/01/2011 19:08 62.6	02/01/2011 12:18 65.7	02/01/2011 21:28 63.9	04/01/2011 22:38 63.1
30/12/2010 20:53 64.7	01/01/2011 10:03 65.2	01/01/2011 19:13 62.3	02/01/2011 12:23 64.0	02/01/2011 21:33 63.9	04/01/2011 22:43 62.9
30/12/2010 20:58 64.9	01/01/2011 10:08 65.7	01/01/2011 19:18 62.8	02/01/2011 12:28 64.6	02/01/2011 21:38 64.4	04/01/2011 22:48 63.7
30/12/2010 21:03 64.4	01/01/2011 10:13 64.8	01/01/2011 19:23 63.2	02/01/2011 12:33 64.9	02/01/2011 21:43 64.3	04/01/2011 22:53 63.7
30/12/2010 21:08 65.7	01/01/2011 10:18 64.3	01/01/2011 19:28 63.3	02/01/2011 12:38 65.4	02/01/2011 21:48 63.7	04/01/2011 22:58 62.9
30/12/2010 21:13 64.8	01/01/2011 10:23 64.4	01/01/2011 19:33 64.1	02/01/2011 12:43 64.5	02/01/2011 21:53 64.6	05/01/2011 19:03 63.9
30/12/2010 21:18 64.6	01/01/2011 10:28 64.3	01/01/2011 19:38 64.1	02/01/2011 12:48 65.3	02/01/2011 21:58 64.0	05/01/2011 19:08 64.1
30/12/2010 21:23 64.5	01/01/2011 10:33 64.2	01/01/2011 19:43 63.6	02/01/2011 12:53 64.9	02/01/2011 22:03 63.9	05/01/2011 19:13 63.8
30/12/2010 21:28 64.7	01/01/2011 10:38 64.5	01/01/2011 19:48 64.0	02/01/2011 12:58 63.7	02/01/2011 22:08 63.8	05/01/2011 19:18 63.5
30/12/2010 21:33 65.0	01/01/2011 10:43 64.4	01/01/2011 19:53 65.9	02/01/2011 13:03 63.5	02/01/2011 22:13 64.8	05/01/2011 19:23 63.9
30/12/2010 21:38 64.8	01/01/2011 10:48 64.6	01/01/2011 19:58 65.8	02/01/2011 13:08 66.0	02/01/2011 22:18 64.3	05/01/2011 19:28 65.0
30/12/2010 21:43 65.0	01/01/2011 10:53 64.7	01/01/2011 20:03 64.3	02/01/2011 13:13 64.5	02/01/2011 22:23 64.8	05/01/2011 19:33 64.1
30/12/2010 21:48 64.4	01/01/2011 10:58 65.2	01/01/2011 20:08 63.7	02/01/2011 13:18 64.1	02/01/2011 22:28 63.5	05/01/2011 19:38 64.2
30/12/2010 21:53 64.5	01/01/2011 11:03 65.3	01/01/2011 20:13 63.4	02/01/2011 13:23 65.4	02/01/2011 22:33 64.2	05/01/2011 19:43 64.8
30/12/2010 21:58 65.2	01/01/2011 11:08 65.0	01/01/2011 20:18 63.9	02/01/2011 13:28 64.2	02/01/2011 22:38 64.4	05/01/2011 19:48 64.9
30/12/2010 22:03 64.6	01/01/2011 11:13 64.9	01/01/2011 20:23 64.0	02/01/2011 13:33 63.6	02/01/2011 22:43 64.7	05/01/2011 19:53 65.1
30/12/2010 22:08 64.6	01/01/2011 11:18 65.2	01/01/2011 20:28 62.8	02/01/2011 13:38 63.3	02/01/2011 22:48 63.4	05/01/2011 19:58 65.7
30/12/2010 22:13 64.5	01/01/2011 11:23 65.3	01/01/2011 20:33 62.9	02/01/2011 13:43 63.0	02/01/2011 22:53 63.8	05/01/2011 20:03 64.7
30/12/2010 22:18 64.7	01/01/2011 11:28 64.8	01/01/2011 20:38 62.4	02/01/2011 13:48 63.0	02/01/2011 22:58 63.9	05/01/2011 20:08 65.6
30/12/2010 22:23 65.1	01/01/2011 11:33 64.7	01/01/2011 20:43 63.8	02/01/2011 13:53 63.6	03/01/2011 19:03 65.7	05/01/2011 20:13 64.8
30/12/2010 22:28 64.7	01/01/2011 11:38 65.4	01/01/2011 20:48 63.7	02/01/2011 13:58 63.1	03/01/2011 19:08 65.3	05/01/2011 20:18 65.0
30/12/2010 22:33 65.0	01/01/2011 11:43 64.8	01/01/2011 20:53 63.4	02/01/2011 14:03 63.3	03/01/2011 19:13 65.9	05/01/2011 20:23 64.8
30/12/2010 22:38 64.8	01/01/2011 11:48 64.3	01/01/2011 20:58 63.3	02/01/2011 14:08 65.6	03/01/2011 19:18 65.8	05/01/2011 20:28 65.4
30/12/2010 22:43 65.5	01/01/2011 11:53 63.4	01/01/2011 21:03 62.9	02/01/2011 14:13 64.5	03/01/2011 19:23 65.5	05/01/2011 20:33 65.2
30/12/2010 22:48 65.1	01/01/2011 11:58 65.9	01/01/2011 21:08 63.4	02/01/2011 14:18 64.0	03/01/2011 19:28 65.3	05/01/2011 20:38 64.9

Real-time Noise Data RTN1 (FEHD Hong Kong Transport Section Whitefield Depot)

05/01/2011 20:43 65.2	07/01/2011 21:53 69.4	09/01/2011 11:03 68.0	09/01/2011 20:13 65.0	11/01/2011 21:23 66.0	13/01/2011 22:33 65.3
05/01/2011 20:48 64.4	07/01/2011 21:58 65.1	09/01/2011 11:08 68.5	09/01/2011 20:18 65.4	11/01/2011 21:28 65.2	13/01/2011 22:38 64.9
05/01/2011 20:53 64.7	07/01/2011 22:03 59.2	09/01/2011 11:13 68.6	09/01/2011 20:23 64.5	11/01/2011 21:33 65.0	13/01/2011 22:43 64.9
05/01/2011 20:58 65.5	07/01/2011 22:08 65.5	09/01/2011 11:18 68.8	09/01/2011 20:28 64.6	11/01/2011 21:38 65.7	13/01/2011 22:48 65.6
05/01/2011 21:03 65.2	07/01/2011 22:13 61.1	09/01/2011 11:23 67.3	09/01/2011 20:33 64.9	11/01/2011 21:43 65.2	13/01/2011 22:53 64.8
05/01/2011 21:08 64.4	07/01/2011 22:18 65.1	09/01/2011 11:28 68.8	09/01/2011 20:38 64.8	11/01/2011 21:48 65.5	13/01/2011 22:58 65.4
05/01/2011 21:13 64.7	07/01/2011 22:23 62.3	09/01/2011 11:33 68.2	09/01/2011 20:43 64.2	11/01/2011 21:53 65.8	14/01/2011 19:03 64.0
05/01/2011 21:18 64.5	07/01/2011 22:28 69.3	09/01/2011 11:38 64.6	09/01/2011 20:48 64.8	11/01/2011 21:58 65.1	14/01/2011 19:08 63.7
05/01/2011 21:23 64.0	07/01/2011 22:33 61.9	09/01/2011 11:43 64.5	09/01/2011 20:53 65.8	11/01/2011 22:03 65.7	14/01/2011 19:13 63.9
05/01/2011 21:28 64.2	07/01/2011 22:38 66.1	09/01/2011 11:48 65.9	09/01/2011 20:58 64.6	11/01/2011 22:08 65.5	14/01/2011 19:18 65.2
05/01/2011 21:33 64.4	07/01/2011 22:43 68.2	09/01/2011 11:53 64.9	09/01/2011 21:03 64.9	11/01/2011 22:13 65.6	14/01/2011 19:23 63.5
05/01/2011 21:38 64.8	07/01/2011 22:48 63.4	09/01/2011 11:58 64.8	09/01/2011 21:08 65.0	11/01/2011 22:18 65.4	14/01/2011 19:28 64.5
05/01/2011 21:43 64.4	07/01/2011 22:53 66.4	09/01/2011 12:03 65.8	09/01/2011 21:13 64.6	11/01/2011 22:23 65.3	14/01/2011 19:33 65.3
05/01/2011 21:48 65.0	07/01/2011 22:58 63.9	09/01/2011 12:08 67.3	09/01/2011 21:18 64.6	11/01/2011 22:28 65.6	14/01/2011 19:38 64.3
05/01/2011 21:53 65.1	08/01/2011 19:03 63.7	09/01/2011 12:13 67.8	09/01/2011 21:23 65.0	11/01/2011 22:33 65.4	14/01/2011 19:43 64.6
05/01/2011 21:58 64.6	08/01/2011 19:08 63.3	09/01/2011 12:18 67.6	09/01/2011 21:28 64.2	11/01/2011 22:38 65.3	14/01/2011 19:48 65.2
05/01/2011 22:03 64.4	08/01/2011 19:13 63.0	09/01/2011 12:23 67.7	09/01/2011 21:33 65.1	11/01/2011 22:43 65.1	14/01/2011 19:53 65.4
05/01/2011 22:08 64.2	08/01/2011 19:18 63.1	09/01/2011 12:28 66.3	09/01/2011 21:38 65.6	11/01/2011 22:48 65.9	14/01/2011 19:58 65.4
05/01/2011 22:13 64.4	08/01/2011 19:23 63.2	09/01/2011 12:33 65.9	09/01/2011 21:43 64.3	11/01/2011 22:53 65.4	14/01/2011 20:03 66.4
05/01/2011 22:18 63.7	08/01/2011 19:28 62.7	09/01/2011 12:38 66.2	09/01/2011 21:48 64.8	11/01/2011 22:58 64.9	14/01/2011 20:08 65.2
05/01/2011 22:23 64.1	08/01/2011 19:33 63.9	09/01/2011 12:43 67.3	09/01/2011 21:53 65.2	12/01/2011 19:03 64.9	14/01/2011 20:13 64.8
05/01/2011 22:28 64.1	08/01/2011 19:38 64.4	09/01/2011 12:48 66.6	09/01/2011 21:58 65.4	12/01/2011 19:08 64.7	14/01/2011 20:18 65.5
05/01/2011 22:33 64.7	08/01/2011 19:43 64.6	09/01/2011 12:53 67.0	09/01/2011 22:03 64.3	12/01/2011 19:13 65.1	14/01/2011 20:23 65.8
05/01/2011 22:38 64.2	08/01/2011 19:48 64.4	09/01/2011 12:58 67.1	09/01/2011 22:08 64.3	12/01/2011 19:18 65.3	14/01/2011 20:28 66.3
05/01/2011 22:43 64.0	08/01/2011 19:53 65.2	09/01/2011 13:03 68.2	09/01/2011 22:13 64.7	12/01/2011 19:23 65.2	14/01/2011 20:33 65.5
05/01/2011 22:48 64.1	08/01/2011 19:58 64.6	09/01/2011 13:08 67.2	09/01/2011 22:18 64.1	12/01/2011 19:28 64.4	14/01/2011 20:38 65.3
05/01/2011 22:53 63.2	08/01/2011 20:03 65.0	09/01/2011 13:13 66.8	09/01/2011 22:23 64.6	12/01/2011 19:33 64.6	14/01/2011 20:43 65.4
05/01/2011 22:58 63.7	08/01/2011 20:08 64.7	09/01/2011 13:18 67.3	09/01/2011 22:28 64.0	12/01/2011 19:38 64.7	14/01/2011 20:48 65.9
06/01/2011 19:03 64.5	08/01/2011 20:13 64.2	09/01/2011 13:23 67.1	09/01/2011 22:33 64.0	12/01/2011 19:43 64.1	14/01/2011 20:53 64.7
06/01/2011 19:08 64.4	08/01/2011 20:18 65.2	09/01/2011 13:28 67.4	09/01/2011 22:38 64.7	12/01/2011 19:48 64.2	14/01/2011 20:58 66.3
06/01/2011 19:13 64.3	08/01/2011 20:23 64.0	09/01/2011 13:33 67.0	09/01/2011 22:43 64.0	12/01/2011 19:53 65.0	14/01/2011 21:03 64.9
06/01/2011 19:18 64.3	08/01/2011 20:28 64.5	09/01/2011 13:38 67.1	09/01/2011 22:48 65.4	12/01/2011 19:58 66.7	14/01/2011 21:08 64.7
06/01/2011 19:23 63.8	08/01/2011 20:33 65.2	09/01/2011 13:43 66.5	09/01/2011 22:53 64.4	12/01/2011 20:03 66.8	14/01/2011 21:13 64.8
06/01/2011 19:28 64.9	08/01/2011 20:38 64.2	09/01/2011 13:48 66.7	09/01/2011 22:58 63.9	12/01/2011 20:08 65.7	14/01/2011 21:18 64.9
06/01/2011 19:33 65.4	08/01/2011 20:43 64.2	09/01/2011 13:53 67.4	10/01/2011 19:03 65.6	12/01/2011 20:13 66.0	14/01/2011 21:23 64.3
06/01/2011 19:38 65.4	08/01/2011 20:48 64.0	09/01/2011 13:58 66.9	10/01/2011 19:08 65.6	12/01/2011 20:18 65.7	14/01/2011 21:28 64.2
06/01/2011 19:43 66.1	08/01/2011 20:53 63.8	09/01/2011 14:03 67.4	10/01/2011 19:13 65.3	12/01/2011 20:23 66.6	14/01/2011 21:33 64.7
06/01/2011 19:48 66.3	08/01/2011 20:58 64.2	09/01/2011 14:08 67.8	10/01/2011 19:18 65.4	12/01/2011 20:28 65.3	14/01/2011 21:38 64.8
06/01/2011 19:53 66.2	08/01/2011 21:03 64.8	09/01/2011 14:13 66.8	10/01/2011 19:23 65.6	12/01/2011 20:33 65.3	14/01/2011 21:43 65.6
06/01/2011 19:58 66.3	08/01/2011 21:08 64.1	09/01/2011 14:18 67.6	10/01/2011 19:28 66.0	12/01/2011 20:38 65.6	14/01/2011 21:48 64.2
06/01/2011 20:03 65.8	08/01/2011 21:13 64.4	09/01/2011 14:23 67.6	10/01/2011 19:33 65.1	12/01/2011 20:43 65.6	14/01/2011 21:53 64.6
06/01/2011 20:08 66.1	08/01/2011 21:18 63.9	09/01/2011 14:28 67.7	10/01/2011 19:38 65.2	12/01/2011 20:48 65.9	14/01/2011 21:58 65.0
06/01/2011 20:13 65.7	08/01/2011 21:23 64.1	09/01/2011 14:33 67.5	10/01/2011 19:43 65.7	12/01/2011 20:53 65.0	14/01/2011 22:03 64.8
06/01/2011 20:18 66.0	08/01/2011 21:28 64.1	09/01/2011 14:38 67.0	10/01/2011 19:48 65.1	12/01/2011 20:58 64.6	14/01/2011 22:08 64.8
06/01/2011 20:23 66.7	08/01/2011 21:33 63.9	09/01/2011 14:43 66.7	10/01/2011 19:53 65.8	12/01/2011 21:03 65.7	14/01/2011 22:13 64.6
06/01/2011 20:28 66.4	08/01/2011 21:38 64.1	09/01/2011 14:48 66.7	10/01/2011 19:58 65.7	12/01/2011 21:08 65.1	14/01/2011 22:18 65.0
06/01/2011 20:33 65.5	08/01/2011 21:43 64.2	09/01/2011 14:53 66.5	10/01/2011 20:03 65.3	12/01/2011 21:13 65.7	14/01/2011 22:23 65.1
06/01/2011 20:38 66.9	08/01/2011 21:48 64.5	09/01/2011 14:58 66.4	10/01/2011 20:08 65.6	12/01/2011 21:18 66.1	14/01/2011 22:28 65.1
06/01/2011 20:43 65.2	08/01/2011 21:53 64.2	09/01/2011 15:03 66.5	10/01/2011 20:13 65.1	12/01/2011 21:23 64.3	14/01/2011 22:33 65.0
06/01/2011 20:48 65.0	08/01/2011 21:58 64.1	09/01/2011 15:08 64.7	10/01/2011 20:18 65.2	12/01/2011 21:28 64.9	14/01/2011 22:38 64.6
06/01/2011 20:53 65.5	08/01/2011 22:03 64.7	09/01/2011 15:13 67.4	10/01/2011 20:23 65.0	12/01/2011 21:33 64.6	14/01/2011 22:43 64.1
06/01/2011 20:58 64.9	08/01/2011 22:08 63.9	09/01/2011 15:18 66.4	10/01/2011 20:28 65.3	12/01/2011 21:38 64.7	14/01/2011 22:48 65.1
06/01/2011 21:03 65.1	08/01/2011 22:13 64.2	09/01/2011 15:23 65.9	10/01/2011 20:33 64.5	12/01/2011 21:43 64.6	14/01/2011 22:53 64.6
06/01/2011 21:08 65.3	08/01/2011 22:18 63.7	09/01/2011 15:28 66.6	10/01/2011 20:38 65.1	12/01/2011 21:48 64.8	14/01/2011 22:58 64.7
06/01/2011 21:13 64.8	08/01/2011 22:23 63.8	09/01/2011 15:33 67.3	10/01/2011 20:43 65.1	12/01/2011 21:53 65.6	15/01/2011 19:03 66.7
06/01/2011 21:18 65.2	08/01/2011 22:28 64.5	09/01/2011 15:38 66.5	10/01/2011 20:48 64.8	12/01/2011 21:58 64.8	15/01/2011 19:08 65.5
06/01/2011 21:23 64.7	08/01/2011 22:33 64.2	09/01/2011 15:43 67.1	10/01/2011 20:53 64.5	12/01/2011 22:03 65.5	15/01/2011 19:13 65.8
06/01/2011 21:28 65.3	08/01/2011 22:38 64.6	09/01/2011 15:48 67.4	10/01/2011 20:58 64.9	12/01/2011 22:08 64.3	15/01/2011 19:18 66.6
06/01/2011 21:33 65.0	08/01/2011 22:43 64.0	09/01/2011 15:53 68.0	10/01/2011 21:03 64.3	12/01/2011 22:13 65.0	15/01/2011 19:23 65.9
06/01/2011 21:38 64.4	08/01/2011 22:48 64.5	09/01/2011 15:58 68.1	10/01/2011 21:08 65.3	12/01/2011 22:18 65.0	15/01/2011 19:28 66.2
06/01/2011 21:43 64.7	08/01/2011 22:53 64.1	09/01/2011 16:03 67.8	10/01/2011 21:13 65.1	12/01/2011 22:23 65.0	15/01/2011 19:33 66.3
06/01/2011 21:48 65.0	08/01/2011 22:58 64.6	09/01/2011 16:08 66.7	10/01/2011 21:18 64.9	12/01/2011 22:28 64.4	15/01/2011 19:38 66.2
06/01/2011 21:53 65.4	09/01/2011 07:03 62.2	09/01/2011 16:13 66.6	10/01/2011 21:23 64.8	12/01/2011 22:33 64.5	15/01/2011 19:43 66.4
06/01/2011 21:58 65.5	09/01/2011 07:08 63.0	09/01/2011 16:18 65.5	10/01/2011 21:28 64.4	12/01/2011 22:38 65.2	15/01/2011 19:48 65.9
06/01/2011 22:03 64.4	09/01/2011 07:13 64.0	09/01/2011 16:23 65.6	10/01/2011 21:33 65.0	12/01/2011 22:43 64.5	15/01/2011 19:53 66.4
06/01/2011 22:08 64.6	09/01/2011 07:18 63.3	09/01/2011 16:28 66.0	10/01/2011 21:38 65.0	12/01/2011 22:48 64.6	15/01/2011 19:58 65.5
06/01/2011 22:13 65.4	09/01/2011 07:23 63.1	09/01/2011 16:33 65.2	10/01/2011 21:43 64.5	12/01/2011 22:53 64.2	15/01/2011 20:03 65.0
06/01/2011 22:18 64.8	09/01/2011 07:28 63.0	09/01/2011 16:38 65.4	10/01/2011 21:48 64.3	12/01/2011 22:58 64.7	15/01/2011 20:08 65.2
06/01/2011 22:23 64.8	09/01/2011 07:33 62.9	09/01/2011 16:43 66.1	10/01/2011 21:53 64.6	13/01/2011 19:03 64.2	15/01/2011 20:13 65.5
06/01/2011 22:28 65.0	09/01/2011 07:38 65.0	09/01/2011 16:48 66.0	10/01/2011 21:58 65.7	13/01/2011 19:08 64.5	15/01/2011 20:18 65.7
06/01/2011 22:33 65.7	09/01/2011 07:43 64.0	09/01/2011 16:53 66.2	10/01/2011 22:03 64.5	13/01/2011 19:13 64.8	15/01/2011 20:23 63.9
06/01/2011 22:38 64.8	09/01/2011 07:48 64.7	09/01/2011 16:58 65.7	10/01/2011 22:08 64.8	13/01/2011 19:18 65.6	15/01/2011 20:28 65.1
06/01/2011 22:43 64.7	09/01/2011 07:53 63.8	09/01/2011 17:03 65.6	10/01/2011 22:13 64.8	13/01/2011 19:23 65.3	15/01/2011 20:33 66.2
06/01/2011 22:48 64.9	09/01/2011 07:58 64.5	09/01/2011 17:08 65.2	10/01/2011 22:18 64.1	13/01/2011 19:28 65.8	15/01/2011 20:38 65.2
06/01/2011 22:53 64.3	09/01/2011 08:03 64.6	09/01/2011 17:13 66.6	10/01/2011 22:23 64.5	13/01/2011 19:33 65.6	15/01/2011 20:43 65.6
06/01/2011 22:58 65.1	09/01/2011 08:08 65.0	09/01/2011 17:18 65.3	10/01/2011 22:28 64.7	13/01/2011 19:38 65.8	15/01/2011 20:48 65.5
07/01/2011 19:03 65.3	09/01/2011 08:13 64.3	09/01/2011 17:23 65.8	10/01/2011 22:33 63.9	13/01/2011 19:43 66.0	15/01/2011 20:53 65.1
07/01/2011 19:08 62.3	09/01/2011 08:18 64.6	09/01/2011 17:28 64.9	10/01/2011 22:38 64.1	13/01/2011 19:48 66.2	15/01/2011 20:58 65.7
07/01/2011 19:13 64.7	09/01/2011 08:23 64.5	09/01/2011 17:33 65.3	10/01/2011 22:43 64.6	13/01/2011 19:53 66.6	15/01/2011 21:03 66.0
07/01/2011 19:18 63.4	09/01/2011 08:28 66.1	09/01/2011 17:38 65.6	10/01/2011 22:48 64.6	13/01/2011 19:58 66.6	15/01/2011 21:08 65.5
07/01/2011 19:23 67.3	09/01/2011 08:33 65.4	09/01/2011 17:43 65.5	10/01/2011 22:53 64.0	13/01/2011 20:03 66.7	15/01/2011 21:13 65.1
07/01/2011 19:28 64.6	09/01/2011 08:38 64.6	09/01/2011 17:48 66.6	10/01/2011 22:58 63.9	13/01/2011 20:08 65.9	15/01/2011 21:18 66.1
07/01/2011 19:33 62.9	09/01/2011 08:43 65.4	09/01/2011 17:53 65.8	11/01/2011 19:03 64.1	13/01/2011 20:13 65.3	15/01/2011 21:23 64.9
07/01/2011 19:38 62.4	09/01/2011 08:48 67.1	09/01/2011 17:58 65.3	11/01/2011 19:08 63.9	13/01/2011 20:18 65.3	15/01/2011 21:28 65.0
07/01/2011 19:43 65.6	09/01/2011 08:53 65.2	09/01/2011 18:03 66.7	11/01/2011 19:13 63.9	13/01/2011 20:23 66.1	15/01/2011 21:33 65.3
07/01/2011 19:48 58.3	09/01/2011 08:58 65.7	09/01/2011 18:08 64.7	11/01/2011 19:18 64.0	13/01/2011 20:28 65.7	15/01/2011 21:38 65.1
07/01/2011 19:53 65.3	09/01/2011 09:03 65.3	09/01/2011 18:13 65.3	11/01/2011 19:23 64.0	13/01/2011 20:33 64.9	15/01/2011 21:43 64.3
07/01/2011 19:58 62.6	09/01/2011 09:08 65.3	09/01/2011 18:18 65.3	11/01/2011 19:28 64.7	13/01/2011 20:38 65.6	15/01/2011 21:48 65.0
07/01/2011 20:03 59.5	09/01/2011 09:13 64.8	09/01/2011 18:23 65.5	11/01/2011 19:33 63.8	13/01/2011 20:43 65.3	15/01/2011 21:53 65.9
07/01/2011 20:08 63.6	09/01/2011 09:18 65.7	09/01/2011 18:28 65.1	11/01/2011 19:38 64.7	13/01/2011 20:48 64.8	15/01/2011 21:58 65.6
07/01/2011 20:13 65.5	09/01/2011 09:23 66.1	09/01/2011 18:33 65.7	11/01/2011 19:43 64.6	13/01/2011 20:53 64.5	15/01/2011 22:03 65.3
07/01/2011 20:18 62.5	09/01/2011 09:28 65.1	09/01/2011 18:38 64.8	11/01/2011 19:48 66.0	13/01/2011 20:58 65.1	15/01/2011 22:08 66.1
07/01/2011 20:23 57.2	09/01/2011 09:33 65.6	09/01/2011 18:43 64.8	11/01/2011 19:53 65.9	13/01/2011 21:03 65.1	15/01/2011 22:13 65.8
07/01/2011 20:28 62.1	09/01/2011 09:38 66.2	09/01/2011 18:48 64.6	11/01/2011 19:58 66.4	13/01/2011 21:08 65.0	15/01/2011 22:18 65.8
07/01/2011 20:33 61.0	09/01/2011 09:43 66.4	09/01/2011 18:53 64.2	11/01/2011 20:03 67.3	13/01/2011 21:13 64.9	15/01/2011 22:23 65.2
07/01/2011 20:38 54.5	09/01/2011 09:48 66.8	09/01/2011 18:58 64.3	11/01/2011 20:08 65.6	13/01/2011 21:18 64.6	15/01/2011 22:28 65.6
07/01/2011 20:43 66.4	09/01/2011 09:53 66.6	09/01/2011 19:03 64.3	11/01/2011 20:13 65.8	13/01/2011 21:23 65.1	15/01/2011 22:33 65.8
07/01/2011 20:48 63.6	09/01/2011 09:58 65.7	09/01/2011 19:08 65.2	11/01/2011 20:18 65.8	13/01/2011 21:28 64.8	15/01/2011 22:38 65.2
07/01/2011 20:53 65.9	09/01/2011 10:03 67.9	09/01/2011 19:13 64.7	11/01/2011 20:23 65.2	13/01/2011 21:33 65.2	15/01/2011 22:43 65.3
07/01/2011 20:58 62.3	09/01/2011 10:08 67.7	09/01/2011 19:18 65.1	11/01/2011 20:28 66.0	13/01/2011 21:38 64.9	15/01/2011 22:48 65.2
07/01/2011 21:03 63.3	09/01/2011 10:13 68.4	09/01/2011 19:23 65.5	11/01/2011 20:33 65.3	13/01/2011 21:43 65.4	15/01/2011 22:53 65.1
07/01/2011 21:08 65.2	09/01/2011 10:18 68.5	09/01/2011 19:28 65.2	11/01/2011 20:38 65.6	13/01/2011 21:48 64.6	15/01/2011 22:58 65.9
07/01/2011 21:13 67.0	09/01/2011 10:23 67.6	09/01/2011 19:33 65.6	11/01/2011 20:43 65.5	13/01/2011 21:53 65.4	16/01/2011 07:03 63.7
07/01/2011 21:18 58.5	09/01/2011 10:28 68.5	09/01/2011 19:38 65.8	11/01/2011 20:48 65.6	13/01/2011 21:58 64.8	16/01/2011 07:08 62.6
07/01/2011 21:23 64.2	09/01/2011 10:33 69.3	09/01/2011 19:43 65.1	11/01/2011 20:53 67.4	13/01/2011 22:03 65.1	16/01/2011 07:13 63.4
07/01/2011 21:28 64.2	09/01/2011 10:38 69.0	09/01/2011 19:48 65.3	11/01/2011 20:58 66.4	13/01/2011 22:08 64.9	16/01/2011 07:18 64.7
07/01/2011 21:33 66.8	09/01/2011 10:43 68.8	09/01/2011 19:53 66.1	11/01/2011 21:03 65.6	13/01/2011 22:13 64.7	16/01/2011 07:23 63.1
07/01/2011 21:38 62.0	09/01/2011 10:48 68.9	09/01/2011 19:58 65.0	11/01/2011 21:08 64.9	13/01/2011 22:18 65.1	16/01/2011 07:28 63.4
07/01/2011 21:43 67.0	09/01/2011 10:53 68.9	09/01/2011 20:03 65.3	11/01/2011 21:13 65.3	13/01/2011 22:23 65.3	16/01/2011 07:33 62.8
07/01/2011 21:48 68.4	09/01/2011 10:58 68.5	09/01/2011 20:08 65.5	11/01/2011 21:18 65.0	13/01/2011 22:28 65.8	16/01/2011 07:38 63.6

Real-time Noise Data RTN1 (FEHD Hong Kong Transport Section Whitefield Depot)

16/01/2011 07:43 63.6	16/01/2011 16:53 66.0	17/01/2011 22:03 64.6	20/01/2011 19:13 64.0	22/01/2011 20:23 64.9	23/01/2011 13:33 65.1
16/01/2011 07:48 63.9	16/01/2011 16:58 64.9	17/01/2011 22:08 65.1	20/01/2011 19:18 63.9	22/01/2011 20:28 65.5	23/01/2011 13:38 65.3
16/01/2011 07:53 64.3	16/01/2011 17:03 65.7	17/01/2011 22:13 65.5	20/01/2011 19:23 63.6	22/01/2011 20:33 65.8	23/01/2011 13:43 65.6
16/01/2011 07:58 64.0	16/01/2011 17:08 65.5	17/01/2011 22:18 64.8	20/01/2011 19:28 63.1	22/01/2011 20:38 64.8	23/01/2011 13:48 65.2
16/01/2011 08:03 64.4	16/01/2011 17:13 64.9	17/01/2011 22:23 64.9	20/01/2011 19:33 62.8	22/01/2011 20:43 65.3	23/01/2011 13:53 65.5
16/01/2011 08:08 64.6	16/01/2011 17:18 64.8	17/01/2011 22:28 64.1	20/01/2011 19:38 61.8	22/01/2011 20:48 65.6	23/01/2011 13:58 65.0
16/01/2011 08:13 63.8	16/01/2011 17:23 64.9	17/01/2011 22:33 65.0	20/01/2011 19:43 62.0	22/01/2011 20:53 65.6	23/01/2011 14:03 65.1
16/01/2011 08:18 64.2	16/01/2011 17:28 64.8	17/01/2011 22:38 64.4	20/01/2011 19:48 61.4	22/01/2011 20:58 66.0	23/01/2011 14:08 65.6
16/01/2011 08:23 64.9	16/01/2011 17:33 65.4	17/01/2011 22:43 64.4	20/01/2011 19:53 63.1	22/01/2011 21:03 65.0	23/01/2011 14:13 64.0
16/01/2011 08:28 64.9	16/01/2011 17:38 64.7	17/01/2011 22:48 64.2	20/01/2011 19:58 64.4	22/01/2011 21:08 64.7	23/01/2011 14:18 63.6
16/01/2011 08:33 65.2	16/01/2011 17:43 65.3	17/01/2011 22:53 64.4	20/01/2011 20:03 65.5	22/01/2011 21:13 64.8	23/01/2011 14:23 64.3
16/01/2011 08:38 66.0	16/01/2011 17:48 64.9	17/01/2011 22:58 65.1	20/01/2011 20:08 65.9	22/01/2011 21:18 65.6	23/01/2011 14:28 64.3
16/01/2011 08:43 64.9	16/01/2011 17:53 65.2	18/01/2011 19:03 67.0	20/01/2011 20:13 65.7	22/01/2011 21:23 64.9	23/01/2011 14:33 63.1
16/01/2011 08:48 65.6	16/01/2011 17:58 64.9	18/01/2011 19:08 66.0	20/01/2011 20:18 64.8	22/01/2011 21:28 64.2	23/01/2011 14:38 63.6
16/01/2011 08:53 65.1	16/01/2011 18:03 65.1	18/01/2011 19:13 65.5	20/01/2011 20:23 66.6	22/01/2011 21:33 64.4	23/01/2011 14:43 63.3
16/01/2011 08:58 65.8	16/01/2011 18:08 65.6	18/01/2011 19:18 65.9	20/01/2011 20:28 65.5	22/01/2011 21:38 64.6	23/01/2011 14:48 63.0
16/01/2011 09:03 64.8	16/01/2011 18:13 64.9	18/01/2011 19:23 65.6	20/01/2011 20:33 66.8	22/01/2011 21:43 64.6	23/01/2011 14:53 63.3
16/01/2011 09:08 65.1	16/01/2011 18:18 65.4	18/01/2011 19:28 65.6	20/01/2011 20:38 65.8	22/01/2011 21:48 64.5	23/01/2011 14:58 63.9
16/01/2011 09:13 65.5	16/01/2011 18:23 64.8	18/01/2011 19:33 67.1	20/01/2011 20:43 67.2	22/01/2011 21:53 63.7	23/01/2011 15:03 64.1
16/01/2011 09:18 64.8	16/01/2011 18:28 64.8	18/01/2011 19:38 65.1	20/01/2011 20:48 66.0	22/01/2011 21:58 64.0	23/01/2011 15:08 63.9
16/01/2011 09:23 65.1	16/01/2011 18:33 64.7	18/01/2011 19:43 65.7	20/01/2011 20:53 65.2	22/01/2011 22:03 64.2	23/01/2011 15:13 64.0
16/01/2011 09:28 65.2	16/01/2011 18:38 64.4	18/01/2011 19:48 65.6	20/01/2011 20:58 65.7	22/01/2011 22:08 65.1	23/01/2011 15:18 63.3
16/01/2011 09:33 65.7	16/01/2011 18:43 63.7	18/01/2011 19:53 65.6	20/01/2011 21:03 65.1	22/01/2011 22:13 64.3	23/01/2011 15:23 63.4
16/01/2011 09:38 65.4	16/01/2011 18:48 63.5	18/01/2011 19:58 66.0	20/01/2011 21:08 65.4	22/01/2011 22:18 64.0	23/01/2011 15:28 63.6
16/01/2011 09:43 65.6	16/01/2011 18:53 64.1	18/01/2011 20:03 65.6	20/01/2011 21:13 65.0	22/01/2011 22:23 64.4	23/01/2011 15:33 63.4
16/01/2011 09:48 66.1	16/01/2011 18:58 63.8	18/01/2011 20:08 64.7	20/01/2011 21:18 66.2	22/01/2011 22:28 64.4	23/01/2011 15:38 63.4
16/01/2011 09:53 66.0	16/01/2011 19:03 64.3	18/01/2011 20:13 64.8	20/01/2011 21:23 66.1	22/01/2011 22:33 64.8	23/01/2011 15:43 63.1
16/01/2011 09:58 65.5	16/01/2011 19:08 64.0	18/01/2011 20:18 65.2	20/01/2011 21:28 64.7	22/01/2011 22:38 65.3	23/01/2011 15:48 64.1
16/01/2011 10:03 65.5	16/01/2011 19:13 63.3	18/01/2011 20:23 67.2	20/01/2011 21:33 65.6	22/01/2011 22:43 64.5	23/01/2011 15:53 63.6
16/01/2011 10:08 66.5	16/01/2011 19:18 63.4	18/01/2011 20:28 65.7	20/01/2011 21:38 66.3	22/01/2011 22:48 64.2	23/01/2011 15:58 64.2
16/01/2011 10:13 65.6	16/01/2011 19:23 64.5	18/01/2011 20:33 66.3	20/01/2011 21:43 64.8	22/01/2011 22:53 64.4	23/01/2011 16:03 63.9
16/01/2011 10:18 67.6	16/01/2011 19:28 64.0	18/01/2011 20:38 65.7	20/01/2011 21:48 65.3	22/01/2011 22:58 64.1	23/01/2011 16:08 63.1
16/01/2011 10:23 66.1	16/01/2011 19:33 65.0	18/01/2011 20:43 65.1	20/01/2011 21:53 65.3	23/01/2011 07:03 61.0	23/01/2011 16:13 63.6
16/01/2011 10:28 65.3	16/01/2011 19:38 63.5	18/01/2011 20:48 65.9	20/01/2011 21:58 65.3	23/01/2011 07:08 62.7	23/01/2011 16:18 64.5
16/01/2011 10:33 66.1	16/01/2011 19:43 63.9	18/01/2011 20:53 65.5	20/01/2011 22:03 64.9	23/01/2011 07:13 61.0	23/01/2011 16:23 63.9
16/01/2011 10:38 66.1	16/01/2011 19:48 64.3	18/01/2011 20:58 65.0	20/01/2011 22:08 64.7	23/01/2011 07:18 62.5	23/01/2011 16:28 63.7
16/01/2011 10:43 66.4	16/01/2011 19:53 65.3	18/01/2011 21:03 65.9	20/01/2011 22:13 65.0	23/01/2011 07:23 63.1	23/01/2011 16:33 64.4
16/01/2011 10:48 66.9	16/01/2011 19:58 65.2	18/01/2011 21:08 65.2	20/01/2011 22:18 65.0	23/01/2011 07:28 62.3	23/01/2011 16:38 64.3
16/01/2011 10:53 66.8	16/01/2011 20:03 64.0	18/01/2011 21:13 65.8	20/01/2011 22:23 64.5	23/01/2011 07:33 63.1	23/01/2011 16:43 64.0
16/01/2011 10:58 66.7	16/01/2011 20:08 65.2	18/01/2011 21:18 65.7	20/01/2011 22:28 66.0	23/01/2011 07:38 63.0	23/01/2011 16:48 64.9
16/01/2011 11:03 66.4	16/01/2011 20:13 64.1	18/01/2011 21:23 66.0	20/01/2011 22:33 64.7	23/01/2011 07:43 62.8	23/01/2011 16:53 65.1
16/01/2011 11:08 66.1	16/01/2011 20:18 64.1	18/01/2011 21:28 65.2	20/01/2011 22:38 64.7	23/01/2011 07:48 63.2	23/01/2011 16:58 64.8
16/01/2011 11:13 66.3	16/01/2011 20:23 64.4	18/01/2011 21:33 65.7	20/01/2011 22:43 65.1	23/01/2011 07:53 62.9	23/01/2011 17:03 65.4
16/01/2011 11:18 65.2	16/01/2011 20:28 64.2	18/01/2011 21:38 65.1	20/01/2011 22:48 65.1	23/01/2011 07:58 66.5	23/01/2011 17:08 65.8
16/01/2011 11:23 65.4	16/01/2011 20:33 64.6	18/01/2011 21:43 65.9	20/01/2011 22:53 64.9	23/01/2011 08:03 64.6	23/01/2011 17:13 65.3
16/01/2011 11:28 65.5	16/01/2011 20:38 64.6	18/01/2011 21:48 64.7	20/01/2011 22:58 65.0	23/01/2011 08:08 63.7	23/01/2011 17:18 65.4
16/01/2011 11:33 64.9	16/01/2011 20:43 63.9	18/01/2011 21:53 65.4	21/01/2011 19:03 68.4	23/01/2011 08:13 63.4	23/01/2011 17:23 65.5
16/01/2011 11:38 66.1	16/01/2011 20:48 64.6	18/01/2011 21:58 65.5	21/01/2011 19:08 67.6	23/01/2011 08:18 63.6	23/01/2011 17:28 65.3
16/01/2011 11:43 66.9	16/01/2011 20:53 66.7	18/01/2011 22:03 65.0	21/01/2011 19:13 67.9	23/01/2011 08:23 63.3	23/01/2011 17:33 65.4
16/01/2011 11:48 66.2	16/01/2011 20:58 63.9	18/01/2011 22:08 65.3	21/01/2011 19:18 67.3	23/01/2011 08:28 64.7	23/01/2011 17:38 64.8
16/01/2011 11:53 66.2	16/01/2011 21:03 64.6	18/01/2011 22:13 65.8	21/01/2011 19:23 65.3	23/01/2011 08:33 63.8	23/01/2011 17:43 65.3
16/01/2011 11:58 66.2	16/01/2011 21:08 64.9	18/01/2011 22:18 65.5	21/01/2011 19:28 64.6	23/01/2011 08:38 64.5	23/01/2011 17:48 65.4
16/01/2011 12:03 66.8	16/01/2011 21:13 63.9	18/01/2011 22:23 65.3	21/01/2011 19:33 64.8	23/01/2011 08:43 63.4	23/01/2011 17:53 64.8
16/01/2011 12:08 64.7	16/01/2011 21:18 64.3	18/01/2011 22:28 65.5	21/01/2011 19:38 65.9	23/01/2011 08:48 64.3	23/01/2011 17:58 65.2
16/01/2011 12:13 65.4	16/01/2011 21:23 63.8	18/01/2011 22:33 64.2	21/01/2011 19:43 65.1	23/01/2011 08:53 64.5	23/01/2011 18:03 64.8
16/01/2011 12:18 65.3	16/01/2011 21:28 64.4	18/01/2011 22:38 64.8	21/01/2011 19:48 64.5	23/01/2011 08:58 63.9	23/01/2011 18:08 65.5
16/01/2011 12:23 65.3	16/01/2011 21:33 63.9	18/01/2011 22:43 65.4	21/01/2011 19:53 64.9	23/01/2011 09:03 64.8	23/01/2011 18:13 64.9
16/01/2011 12:28 65.5	16/01/2011 21:38 63.8	18/01/2011 22:48 64.9	21/01/2011 19:58 64.8	23/01/2011 09:08 64.9	23/01/2011 18:18 65.2
16/01/2011 12:33 66.0	16/01/2011 21:43 64.2	18/01/2011 22:53 64.6	21/01/2011 20:03 65.0	23/01/2011 09:13 64.6	23/01/2011 18:23 63.8
16/01/2011 12:38 65.8	16/01/2011 21:48 63.7	18/01/2011 22:58 63.7	21/01/2011 20:08 65.6	23/01/2011 09:18 64.2	23/01/2011 18:28 64.5
16/01/2011 12:43 64.9	16/01/2011 21:53 64.1	19/01/2011 19:03 64.1	21/01/2011 20:13 65.5	23/01/2011 09:23 64.2	23/01/2011 18:33 64.2
16/01/2011 12:48 66.3	16/01/2011 21:58 64.2	19/01/2011 19:08 64.4	21/01/2011 20:18 65.7	23/01/2011 09:28 64.9	23/01/2011 18:38 63.5
16/01/2011 12:53 65.1	16/01/2011 22:03 65.9	19/01/2011 19:13 56.5	21/01/2011 20:23 65.8	23/01/2011 09:33 64.9	23/01/2011 18:43 64.1
16/01/2011 12:58 64.6	16/01/2011 22:08 65.9	19/01/2011 19:18 66.2	21/01/2011 20:28 65.7	23/01/2011 09:38 64.8	23/01/2011 18:48 64.9
16/01/2011 13:03 65.9	16/01/2011 22:13 64.3	19/01/2011 19:23 65.8	21/01/2011 20:33 66.9	23/01/2011 09:43 65.1	23/01/2011 18:53 63.9
16/01/2011 13:08 66.0	16/01/2011 22:18 64.0	19/01/2011 19:28 65.7	21/01/2011 20:38 66.1	23/01/2011 09:48 65.6	23/01/2011 18:58 64.0
16/01/2011 13:13 65.4	16/01/2011 22:23 64.0	19/01/2011 19:33 65.5	21/01/2011 20:43 66.3	23/01/2011 09:53 65.1	23/01/2011 19:03 63.1
16/01/2011 13:18 65.3	16/01/2011 22:28 64.6	19/01/2011 19:38 66.3	21/01/2011 20:48 65.9	23/01/2011 09:58 65.1	23/01/2011 19:08 63.1
16/01/2011 13:23 65.9	16/01/2011 22:33 64.1	19/01/2011 19:43 65.3	21/01/2011 20:53 65.8	23/01/2011 10:03 65.2	23/01/2011 19:13 63.3
16/01/2011 13:28 65.4	16/01/2011 22:38 64.2	19/01/2011 19:48 64.9	21/01/2011 20:58 66.4	23/01/2011 10:08 65.6	23/01/2011 19:18 62.9
16/01/2011 13:33 65.6	16/01/2011 22:43 63.8	19/01/2011 19:53 64.7	21/01/2011 21:03 65.6	23/01/2011 10:13 65.3	23/01/2011 19:23 63.0
16/01/2011 13:38 65.4	16/01/2011 22:48 64.0	19/01/2011 19:58 62.9	21/01/2011 21:08 65.6	23/01/2011 10:18 65.9	23/01/2011 19:28 62.8
16/01/2011 13:43 65.5	16/01/2011 22:53 64.6	19/01/2011 20:03 64.3	21/01/2011 21:13 66.0	23/01/2011 10:23 65.8	23/01/2011 19:33 63.3
16/01/2011 13:48 64.9	16/01/2011 22:58 64.6	19/01/2011 20:08 64.2	21/01/2011 21:18 65.5	23/01/2011 10:28 65.0	23/01/2011 19:38 62.8
16/01/2011 13:53 66.1	17/01/2011 19:03 62.1	19/01/2011 20:13 63.8	21/01/2011 21:23 64.9	23/01/2011 10:33 65.6	23/01/2011 19:43 63.7
16/01/2011 13:58 64.7	17/01/2011 19:08 62.2	19/01/2011 20:18 64.7	21/01/2011 21:28 64.9	23/01/2011 10:38 65.4	23/01/2011 19:48 63.0
16/01/2011 14:03 66.2	17/01/2011 19:13 61.5	19/01/2011 20:23 65.5	21/01/2011 21:33 65.1	23/01/2011 10:43 65.9	23/01/2011 19:53 62.9
16/01/2011 14:08 64.0	17/01/2011 19:18 61.5	19/01/2011 20:28 65.9	21/01/2011 21:38 65.6	23/01/2011 10:48 65.6	23/01/2011 19:58 63.7
16/01/2011 14:13 64.1	17/01/2011 19:23 59.8	19/01/2011 20:33 65.5	21/01/2011 21:43 64.8	23/01/2011 10:53 65.0	23/01/2011 20:03 63.0
16/01/2011 14:18 64.1	17/01/2011 19:28 59.8	19/01/2011 20:38 64.8	21/01/2011 21:48 64.6	23/01/2011 10:58 65.9	23/01/2011 20:08 64.2
16/01/2011 14:23 64.2	17/01/2011 19:33 60.0	19/01/2011 20:43 65.1	21/01/2011 21:53 64.4	23/01/2011 11:03 65.5	23/01/2011 20:13 63.6
16/01/2011 14:28 64.3	17/01/2011 19:38 60.0	19/01/2011 20:48 65.4	21/01/2011 21:58 65.2	23/01/2011 11:08 64.2	23/01/2011 20:18 63.3
16/01/2011 14:33 64.0	17/01/2011 19:43 61.4	19/01/2011 20:53 65.4	21/01/2011 22:03 65.6	23/01/2011 11:13 65.5	23/01/2011 20:23 63.5
16/01/2011 14:38 63.9	17/01/2011 19:48 63.1	19/01/2011 20:58 64.7	21/01/2011 22:08 64.8	23/01/2011 11:18 66.2	23/01/2011 20:28 63.7
16/01/2011 14:43 63.3	17/01/2011 19:53 63.5	19/01/2011 21:03 64.8	21/01/2011 22:13 65.0	23/01/2011 11:23 65.3	23/01/2011 20:33 65.0
16/01/2011 14:48 63.7	17/01/2011 19:58 63.0	19/01/2011 21:08 64.9	21/01/2011 22:18 65.0	23/01/2011 11:28 65.7	23/01/2011 20:38 64.3
16/01/2011 14:53 63.8	17/01/2011 20:03 65.2	19/01/2011 21:13 64.3	21/01/2011 22:23 65.0	23/01/2011 11:33 65.4	23/01/2011 20:43 64.5
16/01/2011 14:58 63.9	17/01/2011 20:08 64.7	19/01/2011 21:18 64.5	21/01/2011 22:28 65.6	23/01/2011 11:38 64.0	23/01/2011 20:48 64.5
16/01/2011 15:03 64.3	17/01/2011 20:13 64.4	19/01/2011 21:23 64.4	21/01/2011 22:33 65.1	23/01/2011 11:43 63.3	23/01/2011 20:53 64.3
16/01/2011 15:08 64.2	17/01/2011 20:18 65.3	19/01/2011 21:28 64.3	21/01/2011 22:38 66.2	23/01/2011 11:48 64.9	23/01/2011 20:58 64.8
16/01/2011 15:13 64.9	17/01/2011 20:23 66.6	19/01/2011 21:33 64.7	21/01/2011 22:43 64.7	23/01/2011 11:53 65.6	23/01/2011 21:03 64.0
16/01/2011 15:18 65.3	17/01/2011 20:28 65.8	19/01/2011 21:38 64.7	21/01/2011 22:48 65.2	23/01/2011 11:58 65.0	23/01/2011 21:08 64.1
16/01/2011 15:23 65.0	17/01/2011 20:33 65.0	19/01/2011 21:43 63.9	21/01/2011 22:53 65.4	23/01/2011 12:03 65.1	23/01/2011 21:13 64.6
16/01/2011 15:28 66.2	17/01/2011 20:38 65.8	19/01/2011 21:48 66.4	21/01/2011 22:58 66.3	23/01/2011 12:08 65.8	23/01/2011 21:18 64.1
16/01/2011 15:33 65.4	17/01/2011 20:43 65.4	19/01/2011 21:53 63.9	22/01/2011 19:03 66.4	23/01/2011 12:13 66.0	23/01/2011 21:23 64.7
16/01/2011 15:38 65.8	17/01/2011 20:48 65.1	19/01/2011 21:58 65.4	22/01/2011 19:08 66.6	23/01/2011 12:18 64.6	23/01/2011 21:28 64.4
16/01/2011 15:43 65.0	17/01/2011 20:53 65.2	19/01/2011 22:03 64.4	22/01/2011 19:13 65.0	23/01/2011 12:23 64.4	23/01/2011 21:33 64.6
16/01/2011 15:48 64.9	17/01/2011 20:58 65.4	19/01/2011 22:08 64.4	22/01/2011 19:18 66.8	23/01/2011 12:28 65.0	23/01/2011 21:38 64.7
16/01/2011 15:53 66.0	17/01/2011 21:03 64.8	19/01/2011 22:13 64.5	22/01/2011 19:23 63.7	23/01/2011 12:33 64.1	23/01/2011 21:43 64.5
16/01/2011 15:58 65.1	17/01/2011 21:08 65.8	19/01/2011 22:18 64.8	22/01/2011 19:28 64.5	23/01/2011 12:38 64.3	23/01/2011 21:48 64.2
16/01/2011 16:03 64.4	17/01/2011 21:13 66.1	19/01/2011 22:23 64.8	22/01/2011 19:33 62.6	23/01/2011 12:43 67.1	23/01/2011 21:53 64.0
16/01/2011 16:08 65.1	17/01/2011 21:18 65.2	19/01/2011 22:28 64.5	22/01/2011 19:38 62.0	23/01/2011 12:48 65.0	23/01/2011 21:58 64.1
16/01/2011 16:13 66.0	17/01/2011 21:23 65.0	19/01/2011 22:33 64.7	22/01/2011 19:43 62.4	23/01/2011 12:53 65.8	23/01/2011 22:03 63.9
16/01/2011 16:18 64.9	17/01/2011 21:28 64.5	19/01/2011 22:38 64.7	22/01/2011 19:48 63.0	23/01/2011 12:58 65.0	23/01/2011 22:08 64.4
16/01/2011 16:23 64.8	17/01/2011 21:33 65.7	19/01/2011 22:43 65.2	22/01/2011 19:53 64.1	23/01/2011 13:03 65.7	23/01/2011 22:13 63.9
16/01/2011 16:28 65.0	17/01/2011 21:38 65.0	19/01/2011 22:48 64.6	22/01/2011 19:58 64.5	23/01/2011 13:08 65.1	23/01/2011 22:18 64.1
16/01/2011 16:33 66.7	17/01/2011 21:43 64.8	19/01/2011 22:53 64.5	22/01/2011 20:03 63.9	23/01/2011 13:13 64.4	23/01/2011 22:23 64.3
16/01/2011 16:38 65.5	17/01/2011 21:48 64.6	19/01/2011 22:58 64.1	22/01/2011 20:08 64.3	23/01/2011 13:18 65.2	23/01/2011 22:28 64.3
16/01/2011 16:43 65.5	17/01/2011 21:53 66.2	20/01/2011 19:03 66.5	22/01/2011 20:13 64.5	23/01/2011 13:23 65.3	23/01/2011 22:33 64.9
16/01/2011 16:48 65.4	17/01/2011 21:58 64.5	20/01/2011 19:08 65.7	22/01/2011 20:18 64.0	23/01/2011 13:28 65.4	23/01/2011 22:38 64.3

Real-time Noise Data RTN1 (FEHD Hong Kong Transport Section Whitefield Depot)

23/01/2011 22:43 64.2	26/01/2011 19:53 64.5	28/12/2010 01:58 60.1	29/12/2010 03:08 60.7	30/12/2010 04:18 57.9	31/12/2010 05:28 60.0
23/01/2011 22:48 64.4	26/01/2011 19:58 65.7	28/12/2010 02:03 59.9	29/12/2010 03:13 60.1	30/12/2010 04:23 58.2	31/12/2010 05:33 60.3
23/01/2011 22:53 64.4	26/01/2011 20:03 64.3	28/12/2010 02:08 60.5	29/12/2010 03:18 60.7	30/12/2010 04:28 58.8	31/12/2010 05:38 60.7
23/01/2011 22:58 64.5	26/01/2011 20:08 65.4	28/12/2010 02:13 59.2	29/12/2010 03:23 58.6	30/12/2010 04:33 58.4	31/12/2010 05:43 60.8
24/01/2011 19:03 66.2	26/01/2011 20:13 62.7	28/12/2010 02:18 60.0	29/12/2010 03:28 60.0	30/12/2010 04:38 59.0	31/12/2010 05:48 59.7
24/01/2011 19:08 68.9	26/01/2011 20:18 64.5	28/12/2010 02:23 58.8	29/12/2010 03:33 60.1	30/12/2010 04:43 59.8	31/12/2010 05:53 60.2
24/01/2011 19:13 66.6	26/01/2011 20:23 65.6	28/12/2010 02:28 59.6	29/12/2010 03:38 60.0	30/12/2010 04:48 58.5	31/12/2010 05:58 61.1
24/01/2011 19:18 66.4	26/01/2011 20:28 65.2	28/12/2010 02:33 59.0	29/12/2010 03:43 60.2	30/12/2010 04:53 58.6	31/12/2010 06:03 61.8
24/01/2011 19:23 66.1	26/01/2011 20:33 64.1	28/12/2010 02:38 58.7	29/12/2010 03:48 60.9	30/12/2010 04:58 59.1	31/12/2010 06:08 61.5
24/01/2011 19:28 65.9	26/01/2011 20:38 66.1	28/12/2010 02:43 58.5	29/12/2010 03:53 60.1	30/12/2010 05:03 58.4	31/12/2010 06:13 50.6
24/01/2011 19:33 65.6	26/01/2011 20:43 65.1	28/12/2010 02:48 58.6	29/12/2010 03:58 60.2	30/12/2010 05:08 59.7	31/12/2010 06:18 53.9
24/01/2011 19:38 66.0	26/01/2011 20:48 64.3	28/12/2010 02:53 59.0	29/12/2010 04:03 60.1	30/12/2010 05:13 58.7	31/12/2010 06:23 57.2
24/01/2011 19:43 65.3	26/01/2011 20:53 64.9	28/12/2010 02:58 59.7	29/12/2010 04:08 60.0	30/12/2010 05:18 60.5	31/12/2010 06:28 50.9
24/01/2011 19:48 65.9	26/01/2011 20:58 65.6	28/12/2010 03:03 58.8	29/12/2010 04:13 60.7	30/12/2010 05:23 59.5	31/12/2010 06:33 56.8
24/01/2011 19:53 65.9	26/01/2011 21:03 65.2	28/12/2010 03:08 58.0	29/12/2010 04:18 60.6	30/12/2010 05:28 60.2	31/12/2010 06:38 57.8
24/01/2011 19:58 65.5	26/01/2011 21:08 66.3	28/12/2010 03:13 57.8	29/12/2010 04:23 60.1	30/12/2010 05:33 60.8	31/12/2010 06:43 57.5
24/01/2011 20:03 65.7	26/01/2011 21:13 64.7	28/12/2010 03:18 58.5	29/12/2010 04:28 60.9	30/12/2010 05:38 60.6	31/12/2010 06:48 59.7
24/01/2011 20:08 65.3	26/01/2011 21:18 65.8	28/12/2010 03:23 58.0	29/12/2010 04:33 60.0	30/12/2010 05:43 60.5	31/12/2010 06:53 59.4
24/01/2011 20:13 65.1	26/01/2011 21:23 64.6	28/12/2010 03:28 57.9	29/12/2010 04:38 58.9	30/12/2010 05:48 60.0	31/12/2010 06:58 59.7
24/01/2011 20:18 65.8	26/01/2011 21:28 63.9	28/12/2010 03:33 59.6	29/12/2010 04:43 59.9	30/12/2010 05:53 61.0	31/12/2010 23:03 58.9
24/01/2011 20:23 65.5	26/01/2011 21:33 65.6	28/12/2010 03:38 59.1	29/12/2010 04:48 60.0	30/12/2010 05:58 60.7	31/12/2010 23:08 58.7
24/01/2011 20:28 65.3	26/01/2011 21:38 64.3	28/12/2010 03:43 60.3	29/12/2010 04:53 59.0	30/12/2010 06:03 51.7	31/12/2010 23:13 60.6
24/01/2011 20:33 65.6	26/01/2011 21:43 64.5	28/12/2010 03:48 59.5	29/12/2010 04:58 60.0	30/12/2010 06:08 61.5	31/12/2010 23:18 58.7
24/01/2011 20:38 65.8	26/01/2011 21:48 65.6	28/12/2010 03:53 58.6	29/12/2010 05:03 61.0	30/12/2010 06:13 45.1	31/12/2010 23:23 59.4
24/01/2011 20:43 65.2	26/01/2011 21:53 62.7	28/12/2010 03:58 58.1	29/12/2010 05:08 60.4	30/12/2010 06:18 51.4	31/12/2010 23:28 51.7
24/01/2011 20:48 65.4	26/01/2011 21:58 63.2	28/12/2010 04:03 58.2	29/12/2010 05:13 60.8	30/12/2010 06:23 56.0	31/12/2010 23:33 53.8
24/01/2011 20:53 65.3	26/01/2011 22:03 64.7	28/12/2010 04:08 59.2	29/12/2010 05:18 61.1	30/12/2010 06:28 53.0	31/12/2010 23:38 51.9
24/01/2011 20:58 65.0	26/01/2011 22:08 63.6	28/12/2010 04:13 57.3	29/12/2010 05:23 60.4	30/12/2010 06:33 60.5	31/12/2010 23:43 55.1
24/01/2011 21:03 65.4	26/01/2011 22:13 65.3	28/12/2010 04:18 58.7	29/12/2010 05:28 60.7	30/12/2010 06:38 56.4	31/12/2010 23:48 51.0
24/01/2011 21:08 65.0	26/01/2011 22:18 63.4	28/12/2010 04:23 57.9	29/12/2010 05:33 60.8	30/12/2010 06:43 57.1	31/12/2010 23:53 41.6
24/01/2011 21:13 65.8	26/01/2011 22:23 64.5	28/12/2010 04:28 58.6	29/12/2010 05:38 60.8	30/12/2010 06:48 59.1	31/12/2010 23:58 61.4
24/01/2011 21:18 65.7	26/01/2011 22:28 63.9	28/12/2010 04:33 58.5	29/12/2010 05:43 61.8	30/12/2010 06:53 60.5	01/01/2011 00:03 61.3
24/01/2011 21:23 65.8	26/01/2011 22:33 64.0	28/12/2010 04:38 59.0	29/12/2010 05:48 49.3	30/12/2010 06:58 60.9	01/01/2011 00:08 60.6
24/01/2011 21:28 64.6	26/01/2011 22:38 64.6	28/12/2010 04:43 58.6	29/12/2010 05:53 53.4	30/12/2010 23:03 60.9	01/01/2011 00:13 60.8
24/01/2011 21:33 64.7	26/01/2011 22:43 64.4	28/12/2010 04:48 58.6	29/12/2010 05:58 51.5	30/12/2010 23:08 61.2	01/01/2011 00:18 61.1
24/01/2011 21:38 64.9	26/01/2011 22:48 65.3	28/12/2010 04:53 57.9	29/12/2010 06:03 50.9	30/12/2010 23:13 60.7	01/01/2011 00:23 60.8
24/01/2011 21:43 64.8	26/01/2011 22:53 64.2	28/12/2010 04:58 59.0	29/12/2010 06:08 56.5	30/12/2010 23:18 60.7	01/01/2011 00:28 61.5
24/01/2011 21:48 64.4	26/01/2011 22:58 64.5	28/12/2010 05:03 57.9	29/12/2010 06:13 57.6	30/12/2010 23:23 60.5	01/01/2011 00:33 60.2
24/01/2011 21:53 64.8	27/01/2011 19:03 64.9	28/12/2010 05:08 58.8	29/12/2010 06:18 57.8	30/12/2010 23:28 61.2	01/01/2011 00:38 61.0
24/01/2011 21:58 64.6	27/01/2011 19:08 63.6	28/12/2010 05:13 60.4	29/12/2010 06:23 58.7	30/12/2010 23:33 59.9	01/01/2011 00:43 60.6
24/01/2011 22:03 64.8	27/01/2011 19:13 63.0	28/12/2010 05:18 59.6	29/12/2010 06:28 59.8	30/12/2010 23:38 60.5	01/01/2011 00:48 58.8
24/01/2011 22:08 64.4	27/01/2011 19:18 64.4	28/12/2010 05:23 59.2	29/12/2010 06:33 60.1	30/12/2010 23:43 61.4	01/01/2011 00:53 60.1
24/01/2011 22:13 64.4	27/01/2011 19:23 64.4	28/12/2010 05:28 59.6	29/12/2010 06:38 61.3	30/12/2010 23:48 60.1	01/01/2011 00:58 59.5
24/01/2011 22:18 65.2	27/01/2011 19:28 64.2	28/12/2010 05:33 60.4	29/12/2010 06:43 61.6	30/12/2010 23:53 59.2	01/01/2011 01:03 59.8
24/01/2011 22:23 65.0	27/01/2011 19:33 66.5	28/12/2010 05:38 59.7	29/12/2010 06:48 61.1	30/12/2010 23:58 60.0	01/01/2011 01:08 59.3
24/01/2011 22:28 64.2	27/01/2011 19:38 64.4	28/12/2010 05:43 61.6	29/12/2010 06:53 62.8	31/12/2010 00:03 60.7	01/01/2011 01:13 57.7
24/01/2011 22:33 64.2	27/01/2011 19:43 65.3	28/12/2010 05:48 61.5	29/12/2010 06:58 63.3	31/12/2010 00:08 59.7	01/01/2011 01:18 55.5
24/01/2011 22:38 66.2	27/01/2011 19:48 65.5	28/12/2010 05:53 60.6	29/12/2010 23:03 59.9	31/12/2010 00:13 59.3	01/01/2011 01:23 59.2
24/01/2011 22:43 64.8	27/01/2011 19:53 63.7	28/12/2010 05:58 60.3	29/12/2010 23:08 59.0	31/12/2010 00:18 59.8	01/01/2011 01:28 58.6
24/01/2011 22:48 64.1	27/01/2011 19:58 66.3	28/12/2010 06:03 61.1	29/12/2010 23:13 58.8	31/12/2010 00:23 60.5	01/01/2011 01:33 59.4
24/01/2011 22:53 64.5	27/01/2011 20:03 64.4	28/12/2010 06:08 42.5	29/12/2010 23:18 61.4	31/12/2010 00:28 58.4	01/01/2011 01:38 47.9
24/01/2011 22:58 65.4	27/01/2011 20:08 65.1	28/12/2010 06:13 60.3	29/12/2010 23:23 56.8	31/12/2010 00:33 59.4	01/01/2011 01:43 61.6
25/01/2011 19:03 64.5	27/01/2011 20:13 64.9	28/12/2010 06:18 45.6	29/12/2010 23:28 59.4	31/12/2010 00:38 59.1	01/01/2011 01:48 60.8
25/01/2011 19:08 64.2	27/01/2011 20:18 65.4	28/12/2010 06:23 52.6	29/12/2010 23:33 60.3	31/12/2010 00:43 52.5	01/01/2011 01:53 61.2
25/01/2011 19:13 63.8	27/01/2011 20:23 66.4	28/12/2010 06:28 53.8	29/12/2010 23:38 58.3	31/12/2010 00:48 57.2	01/01/2011 01:58 60.6
25/01/2011 19:18 64.4	27/01/2011 20:28 64.9	28/12/2010 06:33 51.3	29/12/2010 23:43 58.9	31/12/2010 00:53 55.0	01/01/2011 02:03 60.7
25/01/2011 19:23 66.9	27/01/2011 20:33 64.4	28/12/2010 06:38 56.3	29/12/2010 23:48 59.2	31/12/2010 00:58 52.0	01/01/2011 02:08 61.9
25/01/2011 19:28 63.9	27/01/2011 20:38 65.6	28/12/2010 06:43 57.2	29/12/2010 23:53 55.3	31/12/2010 01:03 53.5	01/01/2011 02:13 61.4
25/01/2011 19:33 64.2	27/01/2011 20:43 64.6	28/12/2010 06:48 57.2	29/12/2010 23:58 59.2	31/12/2010 01:08 61.9	01/01/2011 02:18 60.3
25/01/2011 19:38 63.9	27/01/2011 20:48 64.1	28/12/2010 06:53 59.7	30/12/2010 00:03 57.8	31/12/2010 01:13 61.1	01/01/2011 02:23 60.6
25/01/2011 19:43 66.0	27/01/2011 20:53 63.9	28/12/2010 06:58 60.4	30/12/2010 00:08 59.1	31/12/2010 01:18 61.7	01/01/2011 02:28 59.4
25/01/2011 19:48 64.0	27/01/2011 20:58 66.3	28/12/2010 23:03 60.3	30/12/2010 00:13 56.1	31/12/2010 01:23 54.1	01/01/2011 02:33 60.1
25/01/2011 19:53 64.9	27/01/2011 21:03 65.4	28/12/2010 23:08 60.5	30/12/2010 00:18 57.4	31/12/2010 01:28 55.7	01/01/2011 02:38 59.9
25/01/2011 19:58 64.2	27/01/2011 21:08 63.8	28/12/2010 23:13 61.5	30/12/2010 00:23 55.8	31/12/2010 01:33 61.8	01/01/2011 02:43 57.3
25/01/2011 20:03 63.5	27/01/2011 21:13 63.9	28/12/2010 23:18 60.2	30/12/2010 00:28 56.4	31/12/2010 01:38 61.7	01/01/2011 02:48 56.4
25/01/2011 20:08 63.8	27/01/2011 21:18 64.4	28/12/2010 23:23 59.6	30/12/2010 00:33 49.7	31/12/2010 01:43 53.6	01/01/2011 02:53 54.7
25/01/2011 20:13 63.6	27/01/2011 21:23 63.2	28/12/2010 23:28 61.5	30/12/2010 00:38 52.5	31/12/2010 01:48 60.9	01/01/2011 02:58 56.6
25/01/2011 20:18 63.6	27/01/2011 21:28 63.9	28/12/2010 23:33 60.4	30/12/2010 00:43 54.7	31/12/2010 01:53 61.7	01/01/2011 03:03 51.4
25/01/2011 20:23 64.5	27/01/2011 21:33 65.1	28/12/2010 23:38 60.1	30/12/2010 00:48 49.7	31/12/2010 01:58 61.6	01/01/2011 03:08 57.9
25/01/2011 20:28 64.4	27/01/2011 21:38 65.2	28/12/2010 23:43 59.4	30/12/2010 00:53 40.3	31/12/2010 02:03 61.9	01/01/2011 03:13 58.7
25/01/2011 20:33 65.5	27/01/2011 21:43 64.6	28/12/2010 23:48 60.9	30/12/2010 00:58 61.8	31/12/2010 02:08 60.9	01/01/2011 03:18 57.6
25/01/2011 20:38 65.0	27/01/2011 21:48 66.0	28/12/2010 23:53 57.9	30/12/2010 01:03 61.8	31/12/2010 02:13 61.1	01/01/2011 03:23 59.5
25/01/2011 20:43 65.7	27/01/2011 21:53 62.3	28/12/2010 23:58 60.0	30/12/2010 01:08 61.0	31/12/2010 02:18 60.9	01/01/2011 03:28 59.9
25/01/2011 20:48 65.2	27/01/2011 21:58 63.6	29/12/2010 00:03 60.4	30/12/2010 01:13 61.1	31/12/2010 02:23 60.8	01/01/2011 03:33 59.0
25/01/2011 20:53 65.5	27/01/2011 22:03 63.4	29/12/2010 00:08 59.1	30/12/2010 01:18 60.8	31/12/2010 02:28 60.8	01/01/2011 03:38 60.1
25/01/2011 20:58 65.8	27/01/2011 22:08 65.0	29/12/2010 00:13 59.4	30/12/2010 01:23 61.4	31/12/2010 02:33 59.6	01/01/2011 03:43 59.3
25/01/2011 21:03 66.3	27/01/2011 22:13 64.7	29/12/2010 00:18 59.2	30/12/2010 01:28 45.1	31/12/2010 02:38 60.7	01/01/2011 03:48 60.0
25/01/2011 21:08 65.3	27/01/2011 22:18 64.2	29/12/2010 00:23 60.3	30/12/2010 01:33 60.7	31/12/2010 02:43 54.3	01/01/2011 03:53 59.4
25/01/2011 21:13 65.7	27/01/2011 22:23 64.8	29/12/2010 00:28 59.9	30/12/2010 01:38 60.4	31/12/2010 02:48 60.2	01/01/2011 03:58 59.8
25/01/2011 21:18 65.6	27/01/2011 22:28 63.7	29/12/2010 00:33 58.9	30/12/2010 01:43 61.0	31/12/2010 02:53 59.2	01/01/2011 04:03 59.4
25/01/2011 21:23 65.4	27/01/2011 22:33 64.6	29/12/2010 00:38 56.4	30/12/2010 01:48 60.0	31/12/2010 02:58 59.7	01/01/2011 04:08 50.5
25/01/2011 21:28 64.8	27/01/2011 22:38 63.2	29/12/2010 00:43 57.0	30/12/2010 01:53 60.2	31/12/2010 03:03 60.9	01/01/2011 04:13 61.4
25/01/2011 21:33 65.7	27/01/2011 22:43 63.5	29/12/2010 00:48 56.3	30/12/2010 01:58 61.6	31/12/2010 03:08 60.3	01/01/2011 04:18 45.6
25/01/2011 21:38 65.6	27/01/2011 22:48 65.0	29/12/2010 00:53 54.0	30/12/2010 02:03 59.4	31/12/2010 03:13 59.6	01/01/2011 04:23 61.8
25/01/2011 21:43 64.7	27/01/2011 22:53 62.7	29/12/2010 00:58 53.0	30/12/2010 02:08 60.3	31/12/2010 03:18 59.1	01/01/2011 04:28 61.4
25/01/2011 21:48 64.8	27/01/2011 22:58 64.6	29/12/2010 01:03 52.2	30/12/2010 02:13 59.5	31/12/2010 03:23 59.2	01/01/2011 04:33 61.1
25/01/2011 21:53 65.2	Night-time 23:00-07:00	29/12/2010 01:08 50.8	30/12/2010 02:18 60.3	31/12/2010 03:28 59.3	01/01/2011 04:38 61.5
25/01/2011 21:58 65.3	28/12/2010 00:03 59.7	29/12/2010 01:13 46.7	30/12/2010 02:23 59.8	31/12/2010 03:33 60.1	01/01/2011 04:43 61.4
25/01/2011 22:03 65.0	28/12/2010 00:08 58.6	29/12/2010 01:18 61.8	30/12/2010 02:28 60.3	31/12/2010 03:38 59.6	01/01/2011 04:48 61.1
25/01/2011 22:08 65.3	28/12/2010 00:13 53.4	29/12/2010 01:23 54.1	30/12/2010 02:33 59.8	31/12/2010 03:43 60.6	01/01/2011 04:53 61.4
25/01/2011 22:13 65.0	28/12/2010 00:18 54.6	29/12/2010 01:28 61.7	30/12/2010 02:38 59.6	31/12/2010 03:48 60.6	01/01/2011 04:58 61.4
25/01/2011 22:18 64.9	28/12/2010 00:23 53.9	29/12/2010 01:33 61.8	30/12/2010 02:43 59.5	31/12/2010 03:53 59.1	01/01/2011 05:03 61.3
25/01/2011 22:23 64.8	28/12/2010 00:28 54.8	29/12/2010 01:38 61.5	30/12/2010 02:48 60.0	31/12/2010 03:58 59.5	01/01/2011 05:08 61.7
25/01/2011 22:28 64.9	28/12/2010 00:33 57.0	29/12/2010 01:43 61.7	30/12/2010 02:53 59.4	31/12/2010 04:03 59.5	01/01/2011 05:13 61.6
25/01/2011 22:33 64.9	28/12/2010 00:38 54.9	29/12/2010 01:48 60.9	30/12/2010 02:58 59.2	31/12/2010 04:08 60.2	01/01/2011 05:18 61.3
25/01/2011 22:38 65.4	28/12/2010 00:43 52.3	29/12/2010 01:53 60.9	30/12/2010 03:03 59.3	31/12/2010 04:13 58.5	01/01/2011 05:23 61.9
25/01/2011 22:43 65.2	28/12/2010 00:48 61.9	29/12/2010 01:58 60.9	30/12/2010 03:08 59.7	31/12/2010 04:18 58.7	01/01/2011 05:28 53.0
25/01/2011 22:48 65.3	28/12/2010 00:53 61.3	29/12/2010 02:03 61.8	30/12/2010 03:13 59.0	31/12/2010 04:23 58.4	01/01/2011 05:33 61.7
25/01/2011 22:53 65.3	28/12/2010 00:58 61.3	29/12/2010 02:08 60.6	30/12/2010 03:18 58.3	31/12/2010 04:28 58.7	01/01/2011 05:38 61.6
25/01/2011 22:58 65.0	28/12/2010 01:03 47.9	29/12/2010 02:13 59.8	30/12/2010 03:23 57.9	31/12/2010 04:33 57.6	01/01/2011 05:43 47.7
26/01/2011 19:03 63.4	28/12/2010 01:08 61.6	29/12/2010 02:18 60.7	30/12/2010 03:28 59.1	31/12/2010 04:38 59.5	01/01/2011 05:48 53.0
26/01/2011 19:08 64.1	28/12/2010 01:13 60.8	29/12/2010 02:23 60.5	30/12/2010 03:33 57.7	31/12/2010 04:43 59.9	01/01/2011 05:53 46.0
26/01/2011 19:13 64.0	28/12/2010 01:18 61.2	29/12/2010 02:28 60.4	30/12/2010 03:38 59.1	31/12/2010 04:48 59.0	01/01/2011 05:58 61.6
26/01/2011 19:18 64.3	28/12/2010 01:23 60.6	29/12/2010 02:33 60.7	30/12/2010 03:43 57.7	31/12/2010 04:53 60.1	01/01/2011 06:03 49.8
26/01/2011 19:23 64.9	28/12/2010 01:28 60.7	29/12/2010 02:38 61.1	30/12/2010 03:48 58.3	31/12/2010 04:58 59.3	01/01/2011 06:08 53.2
26/01/2011 19:28 64.1	28/12/2010 01:33 61.9	29/12/2010 02:43 60.3	30/12/2010 03:53 58.3	31/12/2010 05:03 60.0	01/01/2011 06:13 61.3
26/01/2011 19:33 64.2	28/12/2010 01:38 61.4	29/12/2010 02:48 59.8	30/12/2010 03:58 57.4	31/12/2010 05:08 59.4	01/01/2011 06:18 54.3
26/01/2011 19:38 64.6	28/12/2010 01:43 60.3	29/12/2010 02:53 59.4	30/12/2010 04:03 59.6	31/12/2010 05:13 59.8	01/01/2011 06:23 51.9
26/01/2011 19:43 64.5	28/12/2010 01:48 60.6	29/12/2010 02:58 60.4	30/12/2010 04:08 58.3	31/12/2010 05:18 59.4	01/01/2011 06:28 56.5
26/01/2011 19:48 64.7	28/12/2010 01:53 59.4	29/12/2010 03:03 59.2	30/12/2010 04:13 58.5	31/12/2010 05:23 60.5	01/01/2011 06:33 61.8

Real-time Noise Data RTN1 (FEHD Hong Kong Transport Section Whitefield Depot)

01/01/2011 06:38 59.9	02/01/2011 23:48 54.9	04/01/2011 00:58 61.0	05/01/2011 02:08 51.4	06/01/2011 03:18 59.0	07/01/2011 04:28 54.7
01/01/2011 06:43 53.0	02/01/2011 23:53 52.5	04/01/2011 01:03 61.8	05/01/2011 02:13 54.9	06/01/2011 03:23 58.7	07/01/2011 04:33 58.7
01/01/2011 06:48 51.5	02/01/2011 23:58 56.5	04/01/2011 01:08 61.2	05/01/2011 02:18 57.2	06/01/2011 03:28 58.5	07/01/2011 04:38 55.8
01/01/2011 06:53 56.9	03/01/2011 00:03 55.3	04/01/2011 01:13 60.4	05/01/2011 02:23 55.7	06/01/2011 03:33 59.2	07/01/2011 04:43 54.8
01/01/2011 06:58 53.9	03/01/2011 00:08 52.5	04/01/2011 01:18 61.3	05/01/2011 02:28 58.0	06/01/2011 03:38 60.1	07/01/2011 04:48 53.6
01/01/2011 23:03 59.2	03/01/2011 00:13 54.9	04/01/2011 01:23 60.2	05/01/2011 02:33 53.0	06/01/2011 03:43 52.0	07/01/2011 04:53 52.8
01/01/2011 23:08 57.6	03/01/2011 00:18 55.4	04/01/2011 01:28 60.4	05/01/2011 02:38 56.0	06/01/2011 03:48 59.8	07/01/2011 04:58 55.6
01/01/2011 23:13 57.3	03/01/2011 00:23 55.4	04/01/2011 01:33 59.7	05/01/2011 02:43 56.2	06/01/2011 03:53 59.2	07/01/2011 05:03 52.2
01/01/2011 23:18 56.2	03/01/2011 00:28 53.7	04/01/2011 01:38 61.2	05/01/2011 02:48 52.2	06/01/2011 03:58 58.7	07/01/2011 05:08 58.8
01/01/2011 23:23 58.7	03/01/2011 00:33 51.2	04/01/2011 01:43 59.9	05/01/2011 02:53 58.5	06/01/2011 04:03 58.6	07/01/2011 05:13 56.6
01/01/2011 23:28 55.0	03/01/2011 00:38 53.2	04/01/2011 01:48 60.6	05/01/2011 02:58 57.1	06/01/2011 04:08 58.6	07/01/2011 05:18 61.6
01/01/2011 23:33 56.8	03/01/2011 00:43 52.0	04/01/2011 01:53 60.6	05/01/2011 03:03 53.6	06/01/2011 04:13 58.2	07/01/2011 05:23 57.0
01/01/2011 23:38 56.4	03/01/2011 00:48 61.5	04/01/2011 01:58 59.6	05/01/2011 03:08 55.1	06/01/2011 04:18 58.0	07/01/2011 05:28 57.4
01/01/2011 23:43 59.4	03/01/2011 00:53 49.8	04/01/2011 02:03 59.8	05/01/2011 03:13 58.3	06/01/2011 04:23 58.8	07/01/2011 05:33 57.9
01/01/2011 23:48 56.9	03/01/2011 00:58 61.0	04/01/2011 02:08 58.6	05/01/2011 03:18 51.6	06/01/2011 04:28 58.0	07/01/2011 05:38 57.6
01/01/2011 23:53 58.3	03/01/2011 01:03 61.8	04/01/2011 02:13 60.5	05/01/2011 03:23 53.6	06/01/2011 04:33 58.4	07/01/2011 05:43 54.9
01/01/2011 23:58 59.7	03/01/2011 01:08 61.2	04/01/2011 02:18 58.7	05/01/2011 03:28 54.1	06/01/2011 04:38 58.3	07/01/2011 05:48 57.6
02/01/2011 00:03 56.7	03/01/2011 01:13 60.4	04/01/2011 02:23 59.2	05/01/2011 03:33 53.7	06/01/2011 04:43 59.4	07/01/2011 05:53 60.7
02/01/2011 00:08 55.9	03/01/2011 01:18 61.3	04/01/2011 02:28 59.5	05/01/2011 03:38 55.5	06/01/2011 04:48 58.2	07/01/2011 05:58 56.4
02/01/2011 00:13 58.4	03/01/2011 01:23 60.2	04/01/2011 02:33 58.4	05/01/2011 03:43 55.4	06/01/2011 04:53 59.3	07/01/2011 06:03 55.8
02/01/2011 00:18 56.3	03/01/2011 01:28 60.4	04/01/2011 02:38 58.4	05/01/2011 03:48 54.0	06/01/2011 04:58 58.7	07/01/2011 06:08 57.1
02/01/2011 00:23 56.2	03/01/2011 01:33 59.7	04/01/2011 02:43 58.2	05/01/2011 03:53 53.6	06/01/2011 05:03 58.7	07/01/2011 06:13 58.5
02/01/2011 00:28 53.8	03/01/2011 01:38 61.2	04/01/2011 02:48 58.5	05/01/2011 03:58 58.0	06/01/2011 05:08 59.8	07/01/2011 06:18 61.2
02/01/2011 00:33 60.8	03/01/2011 01:43 59.9	04/01/2011 02:53 58.2	05/01/2011 04:03 57.3	06/01/2011 05:13 59.2	07/01/2011 06:23 55.8
02/01/2011 00:38 45.6	03/01/2011 01:48 60.6	04/01/2011 02:58 59.2	05/01/2011 04:08 55.4	06/01/2011 05:18 58.3	07/01/2011 06:28 54.9
02/01/2011 00:43 61.0	03/01/2011 01:53 60.6	04/01/2011 03:03 57.6	05/01/2011 04:13 57.1	06/01/2011 05:23 59.4	07/01/2011 06:33 55.2
02/01/2011 00:48 61.2	03/01/2011 01:58 59.6	04/01/2011 03:08 57.9	05/01/2011 04:18 55.4	06/01/2011 05:28 60.2	07/01/2011 06:38 59.0
02/01/2011 00:53 61.6	03/01/2011 02:03 59.8	04/01/2011 03:13 57.9	05/01/2011 04:23 52.1	06/01/2011 05:33 60.9	07/01/2011 06:43 56.6
02/01/2011 00:58 61.0	03/01/2011 02:08 58.6	04/01/2011 03:18 58.4	05/01/2011 04:28 54.8	06/01/2011 05:38 60.1	07/01/2011 06:48 55.9
02/01/2011 01:03 60.8	03/01/2011 02:13 60.5	04/01/2011 03:23 57.8	05/01/2011 04:33 56.4	06/01/2011 05:43 61.6	07/01/2011 06:53 58.6
02/01/2011 01:08 60.3	03/01/2011 02:18 58.7	04/01/2011 03:28 57.6	05/01/2011 04:38 55.6	06/01/2011 05:48 60.8	07/01/2011 06:58 59.3
02/01/2011 01:13 61.5	03/01/2011 02:23 59.2	04/01/2011 03:33 59.1	05/01/2011 04:43 56.6	06/01/2011 05:53 60.8	07/01/2011 23:03 64.4
02/01/2011 01:18 59.3	03/01/2011 02:28 59.5	04/01/2011 03:38 58.6	05/01/2011 04:48 57.0	06/01/2011 05:58 61.2	07/01/2011 23:08 51.3
02/01/2011 01:23 60.2	03/01/2011 02:33 58.4	04/01/2011 03:43 58.1	05/01/2011 04:53 57.3	06/01/2011 06:03 61.2	07/01/2011 23:13 61.4
02/01/2011 01:28 60.3	03/01/2011 02:38 58.4	04/01/2011 03:48 57.9	05/01/2011 04:58 57.4	06/01/2011 06:08 57.3	07/01/2011 23:18 60.3
02/01/2011 01:33 60.9	03/01/2011 02:43 58.2	04/01/2011 03:53 57.7	05/01/2011 05:03 53.8	06/01/2011 06:13 46.4	07/01/2011 23:23 61.8
02/01/2011 01:38 61.1	03/01/2011 02:48 58.5	04/01/2011 03:58 59.4	05/01/2011 05:08 58.9	06/01/2011 06:18 54.5	07/01/2011 23:28 60.7
02/01/2011 01:43 60.9	03/01/2011 02:53 58.2	04/01/2011 04:03 57.7	05/01/2011 05:13 55.6	06/01/2011 06:23 56.5	07/01/2011 23:33 60.3
02/01/2011 01:48 60.5	03/01/2011 02:58 59.2	04/01/2011 04:08 57.5	05/01/2011 05:18 57.6	06/01/2011 06:28 60.2	07/01/2011 23:38 60.5
02/01/2011 01:53 59.9	03/01/2011 03:03 57.6	04/01/2011 04:13 57.9	05/01/2011 05:23 57.4	06/01/2011 06:33 59.4	07/01/2011 23:43 54.8
02/01/2011 01:58 59.2	03/01/2011 03:08 57.9	04/01/2011 04:18 57.4	05/01/2011 05:28 55.9	06/01/2011 06:38 60.0	07/01/2011 23:48 61.3
02/01/2011 02:03 60.3	03/01/2011 03:13 57.9	04/01/2011 04:23 57.7	05/01/2011 05:33 57.5	06/01/2011 06:43 60.1	07/01/2011 23:53 61.0
02/01/2011 02:08 59.9	03/01/2011 03:18 58.4	04/01/2011 04:28 57.8	05/01/2011 05:38 59.4	06/01/2011 06:48 60.5	07/01/2011 23:58 60.0
02/01/2011 02:13 60.2	03/01/2011 03:23 57.8	04/01/2011 04:33 57.6	05/01/2011 05:43 59.3	06/01/2011 06:53 61.6	08/01/2011 00:03 61.6
02/01/2011 02:18 60.5	03/01/2011 03:28 57.6	04/01/2011 04:38 58.3	05/01/2011 05:48 51.9	06/01/2011 06:58 62.5	08/01/2011 00:08 57.9
02/01/2011 02:23 58.4	03/01/2011 03:33 59.1	04/01/2011 04:43 58.5	05/01/2011 05:53 59.1	06/01/2011 23:03 60.2	08/01/2011 00:13 61.7
02/01/2011 02:28 59.7	03/01/2011 03:38 58.6	04/01/2011 04:48 57.7	05/01/2011 05:58 61.0	06/01/2011 23:08 58.7	08/01/2011 00:18 58.4
02/01/2011 02:33 58.3	03/01/2011 03:43 58.1	04/01/2011 04:53 57.3	05/01/2011 06:03 61.4	06/01/2011 23:13 61.5	08/01/2011 00:23 59.9
02/01/2011 02:38 58.6	03/01/2011 03:48 57.9	04/01/2011 04:58 58.5	05/01/2011 06:08 58.1	06/01/2011 23:18 60.0	08/01/2011 00:28 58.7
02/01/2011 02:43 58.0	03/01/2011 03:53 57.7	04/01/2011 05:03 57.9	05/01/2011 06:13 59.7	06/01/2011 23:23 60.3	08/01/2011 00:33 56.6
02/01/2011 02:48 58.1	03/01/2011 03:58 59.4	04/01/2011 05:08 59.1	05/01/2011 06:18 61.4	06/01/2011 23:28 60.7	08/01/2011 00:38 59.8
02/01/2011 02:53 57.6	03/01/2011 04:03 57.7	04/01/2011 05:13 58.1	05/01/2011 06:23 61.7	06/01/2011 23:33 60.2	08/01/2011 00:43 58.7
02/01/2011 02:58 58.3	03/01/2011 04:08 57.5	04/01/2011 05:18 61.2	05/01/2011 06:28 58.8	06/01/2011 23:38 61.2	08/01/2011 00:48 57.3
02/01/2011 03:03 58.3	03/01/2011 04:13 57.9	04/01/2011 05:23 58.4	05/01/2011 06:33 59.9	06/01/2011 23:43 60.4	08/01/2011 00:53 59.9
02/01/2011 03:08 58.1	03/01/2011 04:18 57.4	04/01/2011 05:28 60.5	05/01/2011 06:38 56.5	06/01/2011 23:48 60.9	08/01/2011 00:58 57.4
02/01/2011 03:13 57.9	03/01/2011 04:23 57.7	04/01/2011 05:33 59.6	05/01/2011 06:43 59.0	06/01/2011 23:53 60.7	08/01/2011 01:03 60.9
02/01/2011 03:18 58.8	03/01/2011 04:28 57.8	04/01/2011 05:38 59.9	05/01/2011 06:48 52.0	06/01/2011 23:58 59.1	08/01/2011 01:08 56.2
02/01/2011 03:23 58.8	03/01/2011 04:33 57.6	04/01/2011 05:43 60.1	05/01/2011 06:53 59.6	07/01/2011 00:03 60.1	08/01/2011 01:13 56.2
02/01/2011 03:28 58.2	03/01/2011 04:38 58.3	04/01/2011 05:48 61.0	05/01/2011 06:58 61.2	07/01/2011 00:08 59.5	08/01/2011 01:18 57.7
02/01/2011 03:33 58.6	03/01/2011 04:43 58.5	04/01/2011 05:53 61.1	05/01/2011 23:03 59.0	07/01/2011 00:13 59.5	08/01/2011 01:23 45.1
02/01/2011 03:38 58.0	03/01/2011 04:48 57.7	04/01/2011 05:58 60.4	05/01/2011 23:08 57.8	07/01/2011 00:18 59.4	08/01/2011 01:28 56.3
02/01/2011 03:43 58.2	03/01/2011 04:53 57.3	04/01/2011 06:03 61.0	05/01/2011 23:13 60.1	07/01/2011 00:23 59.5	08/01/2011 01:33 56.6
02/01/2011 03:48 58.8	03/01/2011 04:58 58.5	04/01/2011 06:08 61.8	05/01/2011 23:18 59.6	07/01/2011 00:28 59.7	08/01/2011 01:38 60.2
02/01/2011 03:53 58.2	03/01/2011 05:03 57.9	04/01/2011 06:13 61.0	05/01/2011 23:23 58.1	07/01/2011 00:33 59.2	08/01/2011 01:43 55.3
02/01/2011 03:58 58.2	03/01/2011 05:08 59.1	04/01/2011 06:18 61.4	05/01/2011 23:28 59.4	07/01/2011 00:38 57.8	08/01/2011 01:48 55.4
02/01/2011 04:03 58.4	03/01/2011 05:13 58.1	04/01/2011 06:23 42.5	05/01/2011 23:33 59.2	07/01/2011 00:43 59.8	08/01/2011 01:53 58.5
02/01/2011 04:08 58.4	03/01/2011 05:18 61.2	04/01/2011 06:28 58.1	05/01/2011 23:38 58.0	07/01/2011 00:48 58.5	08/01/2011 01:58 56.6
02/01/2011 04:13 58.3	03/01/2011 05:23 58.4	04/01/2011 06:33 52.8	05/01/2011 23:43 62.3	07/01/2011 00:53 57.7	08/01/2011 02:03 57.1
02/01/2011 04:18 56.5	03/01/2011 05:28 60.5	04/01/2011 06:38 54.7	05/01/2011 23:48 60.0	07/01/2011 00:58 57.9	08/01/2011 02:08 53.7
02/01/2011 04:23 58.6	03/01/2011 05:33 59.6	04/01/2011 06:43 56.3	05/01/2011 23:53 58.7	07/01/2011 01:03 59.9	08/01/2011 02:13 59.3
02/01/2011 04:28 58.6	03/01/2011 05:38 59.9	04/01/2011 06:48 54.8	05/01/2011 23:58 56.0	07/01/2011 01:08 58.7	08/01/2011 02:18 54.7
02/01/2011 04:33 58.3	03/01/2011 05:43 60.1	04/01/2011 06:53 58.7	06/01/2011 00:03 57.4	07/01/2011 01:13 61.4	08/01/2011 02:23 55.7
02/01/2011 04:38 56.9	03/01/2011 05:48 61.0	04/01/2011 06:58 60.8	06/01/2011 00:08 57.0	07/01/2011 01:18 61.5	08/01/2011 02:28 54.0
02/01/2011 04:43 58.1	03/01/2011 05:53 61.1	04/01/2011 23:03 49.5	06/01/2011 00:13 53.9	07/01/2011 01:23 55.8	08/01/2011 02:33 58.4
02/01/2011 04:48 58.4	03/01/2011 05:58 60.4	04/01/2011 23:08 61.8	06/01/2011 00:18 55.6	07/01/2011 01:28 58.9	08/01/2011 02:38 57.1
02/01/2011 04:53 58.0	03/01/2011 06:03 61.0	04/01/2011 23:13 47.7	06/01/2011 00:23 56.5	07/01/2011 01:33 57.9	08/01/2011 02:43 57.7
02/01/2011 04:58 59.2	03/01/2011 06:08 61.8	04/01/2011 23:18 61.7	06/01/2011 00:28 57.1	07/01/2011 01:38 56.5	08/01/2011 02:48 55.9
02/01/2011 05:03 59.1	03/01/2011 06:13 61.0	04/01/2011 23:23 61.3	06/01/2011 00:33 54.0	07/01/2011 01:43 59.3	08/01/2011 02:53 54.6
02/01/2011 05:08 59.5	03/01/2011 06:18 61.4	04/01/2011 23:28 61.3	06/01/2011 00:38 59.1	07/01/2011 01:48 57.0	08/01/2011 02:58 58.5
02/01/2011 05:13 59.8	03/01/2011 06:23 42.5	04/01/2011 23:33 54.1	06/01/2011 00:43 55.2	07/01/2011 01:53 58.0	08/01/2011 03:03 59.2
02/01/2011 05:18 57.6	03/01/2011 06:28 58.1	04/01/2011 23:38 58.7	06/01/2011 00:48 54.6	07/01/2011 01:58 52.9	08/01/2011 03:08 54.3
02/01/2011 05:23 59.1	03/01/2011 06:33 52.8	04/01/2011 23:43 56.9	06/01/2011 00:53 44.0	07/01/2011 02:03 60.2	08/01/2011 03:13 51.8
02/01/2011 05:28 59.8	03/01/2011 06:38 54.7	04/01/2011 23:48 55.6	06/01/2011 00:58 41.6	07/01/2011 02:08 52.4	08/01/2011 03:18 59.8
02/01/2011 05:33 58.6	03/01/2011 06:43 56.3	04/01/2011 23:53 59.9	06/01/2011 01:03 41.6	07/01/2011 02:13 56.6	08/01/2011 03:23 52.4
02/01/2011 05:38 60.1	03/01/2011 06:48 54.8	04/01/2011 23:58 55.6	06/01/2011 01:08 61.6	07/01/2011 02:18 56.2	08/01/2011 03:28 56.0
02/01/2011 05:43 47.7	03/01/2011 06:53 58.7	05/01/2011 00:03 56.7	06/01/2011 01:13 61.1	07/01/2011 02:23 59.1	08/01/2011 03:33 57.2
02/01/2011 05:48 61.6	03/01/2011 06:58 60.8	05/01/2011 00:08 56.3	06/01/2011 01:18 61.0	07/01/2011 02:28 54.7	08/01/2011 03:38 50.2
02/01/2011 05:53 61.6	03/01/2011 23:03 49.5	05/01/2011 00:13 58.7	06/01/2011 01:23 60.6	07/01/2011 02:33 54.1	08/01/2011 03:43 59.7
02/01/2011 05:58 60.1	03/01/2011 23:08 59.8	05/01/2011 00:18 59.8	06/01/2011 01:28 61.1	07/01/2011 02:38 49.1	08/01/2011 03:48 55.1
02/01/2011 06:03 60.8	03/01/2011 23:13 59.6	05/01/2011 00:23 61.6	06/01/2011 01:33 60.9	07/01/2011 02:43 57.5	08/01/2011 03:53 55.3
02/01/2011 06:08 61.6	03/01/2011 23:18 59.7	05/01/2011 00:28 57.2	06/01/2011 01:38 60.4	07/01/2011 02:48 55.9	08/01/2011 03:58 59.3
02/01/2011 06:13 54.3	03/01/2011 23:23 58.8	05/01/2011 00:33 59.3	06/01/2011 01:43 60.1	07/01/2011 02:53 57.3	08/01/2011 04:03 58.3
02/01/2011 06:18 61.8	03/01/2011 23:28 57.4	05/01/2011 00:38 57.2	06/01/2011 01:48 60.7	07/01/2011 02:58 54.3	08/01/2011 04:08 56.1
02/01/2011 06:23 51.8	03/01/2011 23:33 57.7	05/01/2011 00:43 59.5	06/01/2011 01:53 60.3	07/01/2011 03:03 54.6	08/01/2011 04:13 53.2
02/01/2011 06:28 54.3	03/01/2011 23:38 58.4	05/01/2011 00:48 61.0	06/01/2011 01:58 60.2	07/01/2011 03:08 55.8	08/01/2011 04:18 53.6
02/01/2011 06:33 52.8	03/01/2011 23:43 57.2	05/01/2011 00:53 55.1	06/01/2011 02:03 59.9	07/01/2011 03:13 57.7	08/01/2011 04:23 56.9
02/01/2011 06:38 57.4	03/01/2011 23:48 54.9	05/01/2011 00:58 57.0	06/01/2011 02:08 59.0	07/01/2011 03:18 58.4	08/01/2011 04:28 57.1
02/01/2011 06:43 57.4	03/01/2011 23:53 52.5	05/01/2011 01:03 60.7	06/01/2011 02:13 60.9	07/01/2011 03:23 56.5	08/01/2011 04:33 60.7
02/01/2011 06:48 59.8	03/01/2011 23:58 56.5	05/01/2011 01:08 57.5	06/01/2011 02:18 58.9	07/01/2011 03:28 55.1	08/01/2011 04:38 60.9
02/01/2011 06:53 61.4	04/01/2011 00:03 55.3	05/01/2011 01:13 56.7	06/01/2011 02:23 60.8	07/01/2011 03:33 57.8	08/01/2011 04:43 58.5
02/01/2011 06:58 62.7	04/01/2011 00:08 52.5	05/01/2011 01:18 61.5	06/01/2011 02:28 60.3	07/01/2011 03:38 59.1	08/01/2011 04:48 54.2
02/01/2011 23:03 60.6	04/01/2011 00:13 54.9	05/01/2011 01:23 54.2	06/01/2011 02:33 59.3	07/01/2011 03:43 53.4	08/01/2011 04:53 57.6
02/01/2011 23:08 59.8	04/01/2011 00:18 55.4	05/01/2011 01:28 59.2	06/01/2011 02:38 60.0	07/01/2011 03:48 54.5	08/01/2011 04:58 58.1
02/01/2011 23:13 59.6	04/01/2011 00:23 55.4	05/01/2011 01:33 56.8	06/01/2011 02:43 59.3	07/01/2011 03:53 51.5	08/01/2011 05:03 56.0
02/01/2011 23:18 59.7	04/01/2011 00:28 53.7	05/01/2011 01:38 61.4	06/01/2011 02:48 60.0	07/01/2011 03:58 54.6	08/01/2011 05:08 55.7
02/01/2011 23:23 58.8	04/01/2011 00:33 51.2	05/01/2011 01:43 59.5	06/01/2011 02:53 59.0	07/01/2011 04:03 60.4	08/01/2011 05:13 57.2
02/01/2011 23:28 57.4	04/01/2011 00:38 53.2	05/01/2011 01:48 53.5	06/01/2011 02:58 59.1	07/01/2011 04:08 54.4	08/01/2011 05:18 55.6
02/01/2011 23:33 57.7	04/01/2011 00:43 52.0	05/01/2011 01:53 56.3	06/01/2011 03:03 58.6	07/01/2011 04:13 52.3	08/01/2011 05:23 58.6
02/01/2011 23:38 58.4	04/01/2011 00:48 61.5	05/01/2011 01:58 52.9	06/01/2011 03:08 59.3	07/01/2011 04:18 54.1	08/01/2011 05:28 61.4
02/01/2011 23:43 57.2	04/01/2011 00:53 49.8	05/01/2011 02:03 56.3	06/01/2011 03:13 59.1	07/01/2011 04:23 55.5	08/01/2011 05:33 58.2

Real-time Noise Data RTN1 (FEHD Hong Kong Transport Section Whitefield Depot)

08/01/2011 05:38 53.1	09/01/2011 06:48 53.5	10/01/2011 23:58 57.4	12/01/2011 01:08 61.5	13/01/2011 02:18 61.9	14/01/2011 03:28 58.3
08/01/2011 05:43 61.2	09/01/2011 06:53 57.5	11/01/2011 00:03 58.0	12/01/2011 01:13 61.3	13/01/2011 02:23 60.9	14/01/2011 03:33 59.0
08/01/2011 05:48 56.3	09/01/2011 06:58 54.9	11/01/2011 00:08 59.8	12/01/2011 01:18 61.7	13/01/2011 02:28 59.7	14/01/2011 03:38 59.5
08/01/2011 05:53 59.3	09/01/2011 23:03 59.4	11/01/2011 00:13 56.6	12/01/2011 01:23 61.3	13/01/2011 02:33 59.6	14/01/2011 03:43 59.3
08/01/2011 05:58 55.3	09/01/2011 23:08 58.6	11/01/2011 00:18 54.3	12/01/2011 01:28 61.1	13/01/2011 02:38 61.2	14/01/2011 03:48 60.5
08/01/2011 06:03 58.4	09/01/2011 23:13 60.0	11/01/2011 00:23 55.9	12/01/2011 01:33 61.9	13/01/2011 02:43 59.2	14/01/2011 03:53 59.5
08/01/2011 06:08 61.6	09/01/2011 23:18 59.5	11/01/2011 00:28 56.6	12/01/2011 01:38 59.9	13/01/2011 02:48 59.7	14/01/2011 03:58 58.4
08/01/2011 06:13 61.4	09/01/2011 23:23 61.4	11/01/2011 00:33 56.3	12/01/2011 01:43 60.6	13/01/2011 02:53 60.6	14/01/2011 04:03 60.2
08/01/2011 06:18 54.9	09/01/2011 23:28 59.4	11/01/2011 00:38 55.4	12/01/2011 01:48 61.2	13/01/2011 02:58 59.3	14/01/2011 04:08 58.6
08/01/2011 06:23 55.0	09/01/2011 23:33 57.3	11/01/2011 00:43 49.1	12/01/2011 01:53 61.8	13/01/2011 03:03 60.1	14/01/2011 04:13 59.4
08/01/2011 06:28 59.7	09/01/2011 23:38 59.9	11/01/2011 00:48 56.0	12/01/2011 01:58 52.6	13/01/2011 03:08 59.4	14/01/2011 04:18 59.2
08/01/2011 06:33 58.7	09/01/2011 23:43 60.6	11/01/2011 00:53 61.2	12/01/2011 02:03 61.0	13/01/2011 03:13 59.1	14/01/2011 04:23 59.2
08/01/2011 06:38 59.4	09/01/2011 23:48 59.8	11/01/2011 00:58 42.5	12/01/2011 02:08 60.9	13/01/2011 03:18 58.9	14/01/2011 04:28 59.5
08/01/2011 06:43 53.0	09/01/2011 23:53 54.4	11/01/2011 01:03 61.6	12/01/2011 02:13 60.8	13/01/2011 03:23 59.2	14/01/2011 04:33 59.6
08/01/2011 06:48 59.4	09/01/2011 23:58 59.2	11/01/2011 01:08 61.7	12/01/2011 02:18 61.5	13/01/2011 03:28 59.8	14/01/2011 04:38 58.9
08/01/2011 06:53 56.5	10/01/2011 00:03 55.0	11/01/2011 01:13 38.5	12/01/2011 02:23 60.5	13/01/2011 03:33 59.5	14/01/2011 04:43 59.2
08/01/2011 06:58 61.7	10/01/2011 00:08 58.1	11/01/2011 01:18 60.9	12/01/2011 02:28 60.4	13/01/2011 03:38 58.5	14/01/2011 04:48 59.9
08/01/2011 23:03 59.8	10/01/2011 00:13 58.8	11/01/2011 01:23 49.8	12/01/2011 02:33 60.4	13/01/2011 03:43 59.6	14/01/2011 04:53 59.3
08/01/2011 23:08 58.5	10/01/2011 00:18 59.1	11/01/2011 01:28 61.4	12/01/2011 02:38 60.3	13/01/2011 03:48 59.4	14/01/2011 04:58 57.7
08/01/2011 23:13 59.4	10/01/2011 00:23 55.7	11/01/2011 01:33 60.9	12/01/2011 02:43 59.6	13/01/2011 03:53 59.1	14/01/2011 05:03 59.5
08/01/2011 23:18 59.3	10/01/2011 00:28 56.7	11/01/2011 01:38 61.9	12/01/2011 02:48 60.6	13/01/2011 03:58 59.1	14/01/2011 05:08 58.3
08/01/2011 23:23 59.5	10/01/2011 00:33 45.1	11/01/2011 01:43 61.9	12/01/2011 02:53 59.4	13/01/2011 04:03 58.8	14/01/2011 05:13 60.2
08/01/2011 23:28 59.3	10/01/2011 00:38 55.0	11/01/2011 01:48 60.8	12/01/2011 02:58 59.1	13/01/2011 04:08 59.3	14/01/2011 05:18 59.4
08/01/2011 23:33 60.1	10/01/2011 00:43 61.4	11/01/2011 01:53 61.2	12/01/2011 03:03 59.9	13/01/2011 04:13 58.4	14/01/2011 05:23 59.3
08/01/2011 23:38 60.7	10/01/2011 00:48 46.4	11/01/2011 01:58 60.7	12/01/2011 03:08 60.1	13/01/2011 04:18 60.6	14/01/2011 05:28 59.0
08/01/2011 23:43 59.7	10/01/2011 00:53 61.3	11/01/2011 02:03 60.3	12/01/2011 03:13 59.6	13/01/2011 04:23 59.2	14/01/2011 05:33 60.4
08/01/2011 23:48 60.6	10/01/2011 00:58 60.6	11/01/2011 02:08 60.0	12/01/2011 03:18 59.7	13/01/2011 04:28 59.4	14/01/2011 05:38 60.0
08/01/2011 23:53 58.8	10/01/2011 01:03 61.7	11/01/2011 02:13 59.6	12/01/2011 03:23 59.7	13/01/2011 04:33 58.1	14/01/2011 05:43 59.5
08/01/2011 23:58 57.6	10/01/2011 01:08 35.4	11/01/2011 02:18 59.6	12/01/2011 03:28 59.6	13/01/2011 04:38 59.1	14/01/2011 05:48 59.9
09/01/2011 00:03 58.6	10/01/2011 01:13 61.4	11/01/2011 02:23 59.7	12/01/2011 03:33 59.2	13/01/2011 04:43 59.0	14/01/2011 05:53 61.3
09/01/2011 00:08 58.9	10/01/2011 01:18 61.4	11/01/2011 02:28 59.6	12/01/2011 03:38 59.2	13/01/2011 04:48 58.3	14/01/2011 05:58 60.4
09/01/2011 00:13 59.4	10/01/2011 01:23 61.3	11/01/2011 02:33 61.2	12/01/2011 03:43 58.3	13/01/2011 04:53 59.3	14/01/2011 06:03 61.6
09/01/2011 00:18 56.8	10/01/2011 01:28 60.2	11/01/2011 02:38 60.1	12/01/2011 03:48 59.7	13/01/2011 04:58 58.2	14/01/2011 06:08 61.1
09/01/2011 00:23 57.7	10/01/2011 01:33 60.3	11/01/2011 02:43 58.3	12/01/2011 03:53 59.5	13/01/2011 05:03 59.5	14/01/2011 06:13 56.2
09/01/2011 00:28 56.6	10/01/2011 01:38 61.5	11/01/2011 02:48 60.6	12/01/2011 03:58 58.2	13/01/2011 05:08 59.2	14/01/2011 06:18 61.5
09/01/2011 00:33 58.4	10/01/2011 01:43 59.7	11/01/2011 02:53 58.1	12/01/2011 04:03 59.4	13/01/2011 05:13 59.5	14/01/2011 06:23 53.5
09/01/2011 00:38 54.6	10/01/2011 01:48 59.7	11/01/2011 02:58 60.1	12/01/2011 04:08 58.7	13/01/2011 05:18 59.5	14/01/2011 06:28 55.3
09/01/2011 00:43 55.6	10/01/2011 01:53 59.4	11/01/2011 03:03 59.7	12/01/2011 04:13 58.7	13/01/2011 05:23 59.7	14/01/2011 06:33 59.9
09/01/2011 00:48 56.0	10/01/2011 01:58 58.2	11/01/2011 03:08 58.9	12/01/2011 04:18 58.4	13/01/2011 05:28 59.9	14/01/2011 06:38 56.3
09/01/2011 00:53 53.1	10/01/2011 02:03 58.8	11/01/2011 03:13 60.1	12/01/2011 04:23 58.9	13/01/2011 05:33 59.9	14/01/2011 06:43 60.0
09/01/2011 00:58 51.5	10/01/2011 02:08 60.3	11/01/2011 03:18 59.0	12/01/2011 04:28 58.0	13/01/2011 05:38 60.1	14/01/2011 06:48 59.6
09/01/2011 01:03 61.5	10/01/2011 02:13 60.5	11/01/2011 03:23 58.7	12/01/2011 04:33 58.8	13/01/2011 05:43 59.5	14/01/2011 06:53 60.7
09/01/2011 01:08 53.4	10/01/2011 02:18 59.7	11/01/2011 03:28 57.7	12/01/2011 04:38 58.9	13/01/2011 05:48 60.2	14/01/2011 06:58 63.2
09/01/2011 01:13 54.9	10/01/2011 02:23 58.0	11/01/2011 03:33 59.1	12/01/2011 04:43 59.2	13/01/2011 05:53 61.1	14/01/2011 23:03 62.6
09/01/2011 01:18 61.7	10/01/2011 02:28 58.9	11/01/2011 03:38 59.2	12/01/2011 04:48 59.2	13/01/2011 05:58 61.3	14/01/2011 23:08 61.5
09/01/2011 01:23 61.5	10/01/2011 02:33 60.7	11/01/2011 03:43 59.2	12/01/2011 04:53 58.9	13/01/2011 06:03 61.0	14/01/2011 23:13 60.7
09/01/2011 01:28 61.2	10/01/2011 02:38 58.1	11/01/2011 03:48 59.4	12/01/2011 04:58 58.5	13/01/2011 06:08 61.3	14/01/2011 23:18 60.9
09/01/2011 01:33 61.6	10/01/2011 02:43 59.3	11/01/2011 03:53 61.0	12/01/2011 05:03 61.6	13/01/2011 06:13 61.8	14/01/2011 23:23 61.6
09/01/2011 01:38 54.8	10/01/2011 02:48 58.5	11/01/2011 03:58 58.1	12/01/2011 05:08 60.6	13/01/2011 06:18 53.2	14/01/2011 23:28 61.5
09/01/2011 01:43 51.7	10/01/2011 02:53 58.5	11/01/2011 04:03 58.5	12/01/2011 05:13 59.3	13/01/2011 06:23 53.4	14/01/2011 23:33 61.8
09/01/2011 01:48 60.9	10/01/2011 02:58 58.5	11/01/2011 04:08 59.0	12/01/2011 05:18 61.1	13/01/2011 06:28 58.2	14/01/2011 23:38 60.8
09/01/2011 01:53 60.8	10/01/2011 03:03 56.9	11/01/2011 04:13 59.5	12/01/2011 05:23 60.6	13/01/2011 06:33 58.1	14/01/2011 23:43 61.9
09/01/2011 01:58 60.9	10/01/2011 03:08 59.4	11/01/2011 04:18 58.4	12/01/2011 05:28 60.5	13/01/2011 06:38 59.6	14/01/2011 23:48 61.3
09/01/2011 02:03 61.1	10/01/2011 03:13 59.0	11/01/2011 04:23 58.2	12/01/2011 05:33 61.8	13/01/2011 06:43 57.4	14/01/2011 23:53 61.3
09/01/2011 02:08 61.0	10/01/2011 03:18 58.7	11/01/2011 04:28 58.7	12/01/2011 05:38 61.1	13/01/2011 06:48 60.0	14/01/2011 23:58 61.4
09/01/2011 02:13 61.3	10/01/2011 03:23 57.9	11/01/2011 04:33 58.3	12/01/2011 05:43 60.7	13/01/2011 06:53 60.1	15/01/2011 00:03 61.5
09/01/2011 02:18 60.2	10/01/2011 03:28 58.4	11/01/2011 04:38 59.3	12/01/2011 05:48 61.7	13/01/2011 06:58 61.7	15/01/2011 00:08 58.1
09/01/2011 02:23 61.8	10/01/2011 03:33 57.7	11/01/2011 04:43 58.4	12/01/2011 05:53 52.4	13/01/2011 23:03 62.8	15/01/2011 00:13 60.3
09/01/2011 02:28 52.6	10/01/2011 03:38 58.3	11/01/2011 04:48 58.4	12/01/2011 05:58 61.7	13/01/2011 23:08 61.8	15/01/2011 00:18 60.0
09/01/2011 02:33 61.6	10/01/2011 03:43 59.4	11/01/2011 04:53 59.6	12/01/2011 06:03 60.8	13/01/2011 23:13 60.8	15/01/2011 00:23 58.5
09/01/2011 02:38 61.7	10/01/2011 03:48 58.7	11/01/2011 04:58 57.8	12/01/2011 06:08 61.8	13/01/2011 23:18 61.6	15/01/2011 00:28 59.4
09/01/2011 02:43 50.5	10/01/2011 03:53 58.2	11/01/2011 05:03 59.9	12/01/2011 06:13 58.6	13/01/2011 23:23 61.2	15/01/2011 00:33 60.0
09/01/2011 02:48 61.1	10/01/2011 03:58 58.1	11/01/2011 05:08 58.3	12/01/2011 06:18 53.1	13/01/2011 23:28 62.0	15/01/2011 00:38 58.7
09/01/2011 02:53 61.7	10/01/2011 04:03 58.3	11/01/2011 05:13 60.4	12/01/2011 06:23 53.9	13/01/2011 23:33 61.2	15/01/2011 00:43 58.1
09/01/2011 02:58 60.6	10/01/2011 04:08 58.4	11/01/2011 05:18 60.2	12/01/2011 06:28 59.8	13/01/2011 23:38 61.6	15/01/2011 00:48 58.3
09/01/2011 03:03 60.2	10/01/2011 04:13 59.2	11/01/2011 05:23 60.4	12/01/2011 06:33 59.7	13/01/2011 23:43 61.5	15/01/2011 00:53 59.3
09/01/2011 03:08 60.2	10/01/2011 04:18 59.9	11/01/2011 05:28 59.7	12/01/2011 06:38 60.1	13/01/2011 23:48 60.9	15/01/2011 00:58 57.2
09/01/2011 03:13 61.4	10/01/2011 04:23 58.8	11/01/2011 05:33 61.0	12/01/2011 06:43 61.4	13/01/2011 23:53 61.0	15/01/2011 01:03 57.2
09/01/2011 03:18 60.4	10/01/2011 04:28 57.1	11/01/2011 05:38 60.2	12/01/2011 06:48 60.7	13/01/2011 23:58 59.0	15/01/2011 01:08 53.1
09/01/2011 03:23 60.5	10/01/2011 04:33 57.6	11/01/2011 05:43 60.6	12/01/2011 06:53 61.7	14/01/2011 00:03 59.2	15/01/2011 01:13 55.7
09/01/2011 03:28 60.3	10/01/2011 04:38 58.9	11/01/2011 05:48 60.7	12/01/2011 06:58 62.3	14/01/2011 00:08 61.0	15/01/2011 01:18 50.5
09/01/2011 03:33 61.2	10/01/2011 04:43 57.2	11/01/2011 05:53 60.6	12/01/2011 23:03 61.1	14/01/2011 00:13 60.8	15/01/2011 01:23 54.1
09/01/2011 03:38 60.5	10/01/2011 04:48 58.0	11/01/2011 05:58 61.4	12/01/2011 23:08 60.4	14/01/2011 00:18 58.4	15/01/2011 01:28 53.2
09/01/2011 03:43 61.0	10/01/2011 04:53 60.2	11/01/2011 06:03 61.1	12/01/2011 23:13 61.0	14/01/2011 00:23 57.0	15/01/2011 01:33 52.8
09/01/2011 03:48 59.8	10/01/2011 04:58 59.9	11/01/2011 06:08 61.4	12/01/2011 23:18 61.7	14/01/2011 00:28 58.5	15/01/2011 01:38 51.8
09/01/2011 03:53 60.2	10/01/2011 05:03 58.2	11/01/2011 06:13 55.7	12/01/2011 23:23 61.0	14/01/2011 00:33 59.0	15/01/2011 01:43 61.9
09/01/2011 03:58 61.3	10/01/2011 05:08 59.4	11/01/2011 06:18 61.6	12/01/2011 23:28 61.3	14/01/2011 00:38 63.1	15/01/2011 01:48 55.1
09/01/2011 04:03 60.8	10/01/2011 05:13 60.6	11/01/2011 06:23 61.8	12/01/2011 23:33 59.8	14/01/2011 00:43 57.0	15/01/2011 01:53 61.6
09/01/2011 04:08 59.9	10/01/2011 05:18 59.6	11/01/2011 06:28 58.0	12/01/2011 23:38 61.0	14/01/2011 00:48 57.2	15/01/2011 01:58 61.5
09/01/2011 04:13 59.9	10/01/2011 05:23 60.1	11/01/2011 06:33 59.5	12/01/2011 23:43 60.6	14/01/2011 00:53 50.0	15/01/2011 02:03 60.8
09/01/2011 04:18 51.2	10/01/2011 05:28 59.2	11/01/2011 06:38 60.6	12/01/2011 23:48 59.7	14/01/2011 00:58 54.9	15/01/2011 02:08 61.2
09/01/2011 04:23 60.0	10/01/2011 05:33 59.3	11/01/2011 06:43 60.1	12/01/2011 23:53 59.8	14/01/2011 01:03 53.2	15/01/2011 02:13 60.5
09/01/2011 04:28 59.8	10/01/2011 05:38 60.2	11/01/2011 06:48 61.9	12/01/2011 23:58 57.5	14/01/2011 01:08 54.0	15/01/2011 02:18 61.3
09/01/2011 04:33 59.9	10/01/2011 05:43 60.6	11/01/2011 06:53 60.8	13/01/2011 00:03 59.7	14/01/2011 01:13 61.1	15/01/2011 02:23 61.7
09/01/2011 04:38 60.2	10/01/2011 05:48 60.9	11/01/2011 06:58 61.9	13/01/2011 00:08 59.8	14/01/2011 01:18 61.6	15/01/2011 02:28 53.3
09/01/2011 04:43 60.1	10/01/2011 05:53 61.0	11/01/2011 23:03 61.9	13/01/2011 00:13 59.0	14/01/2011 01:23 61.8	15/01/2011 02:33 60.9
09/01/2011 04:48 60.0	10/01/2011 05:58 59.6	11/01/2011 23:08 61.3	13/01/2011 00:18 58.7	14/01/2011 01:28 53.2	15/01/2011 02:38 61.6
09/01/2011 04:53 59.0	10/01/2011 06:03 61.7	11/01/2011 23:13 61.5	13/01/2011 00:23 55.4	14/01/2011 01:33 60.2	15/01/2011 02:43 61.7
09/01/2011 04:58 60.5	10/01/2011 06:08 61.9	11/01/2011 23:18 60.9	13/01/2011 00:28 57.0	14/01/2011 01:38 61.2	15/01/2011 02:48 60.2
09/01/2011 05:03 59.5	10/01/2011 06:13 61.3	11/01/2011 23:23 60.8	13/01/2011 00:33 59.2	14/01/2011 01:43 60.1	15/01/2011 02:53 61.2
09/01/2011 05:08 60.8	10/01/2011 06:18 55.0	11/01/2011 23:28 60.9	13/01/2011 00:38 50.0	14/01/2011 01:48 61.0	15/01/2011 02:58 61.1
09/01/2011 05:13 59.9	10/01/2011 06:23 56.1	11/01/2011 23:33 60.5	13/01/2011 00:43 56.4	14/01/2011 01:53 60.3	15/01/2011 03:03 61.4
09/01/2011 05:18 60.1	10/01/2011 06:28 58.2	11/01/2011 23:38 60.3	13/01/2011 00:48 51.7	14/01/2011 01:58 60.7	15/01/2011 03:08 61.1
09/01/2011 05:23 60.2	10/01/2011 06:33 56.9	11/01/2011 23:43 59.4	13/01/2011 00:53 52.8	14/01/2011 02:03 60.1	15/01/2011 03:13 60.9
09/01/2011 05:28 60.8	10/01/2011 06:38 59.7	11/01/2011 23:48 60.0	13/01/2011 00:58 61.8	14/01/2011 02:08 50.0	15/01/2011 03:18 42.5
09/01/2011 05:33 60.1	10/01/2011 06:43 59.4	11/01/2011 23:53 60.6	13/01/2011 01:03 61.8	14/01/2011 02:13 60.9	15/01/2011 03:23 60.7
09/01/2011 05:38 60.0	10/01/2011 06:48 62.0	11/01/2011 23:58 60.2	13/01/2011 01:08 61.5	14/01/2011 02:18 60.1	15/01/2011 03:28 61.3
09/01/2011 05:43 61.4	10/01/2011 06:53 63.8	12/01/2011 00:03 60.7	13/01/2011 01:13 50.2	14/01/2011 02:23 60.2	15/01/2011 03:33 61.9
09/01/2011 05:48 60.9	10/01/2011 06:58 62.6	12/01/2011 00:08 60.3	13/01/2011 01:18 61.5	14/01/2011 02:28 59.6	15/01/2011 03:38 61.1
09/01/2011 05:53 60.5	10/01/2011 23:03 58.9	12/01/2011 00:13 57.2	13/01/2011 01:23 61.6	14/01/2011 02:33 59.5	15/01/2011 03:43 60.8
09/01/2011 05:58 61.5	10/01/2011 23:08 59.7	12/01/2011 00:18 57.3	13/01/2011 01:28 60.3	14/01/2011 02:38 60.6	15/01/2011 03:48 61.7
09/01/2011 06:03 61.2	10/01/2011 23:13 60.1	12/01/2011 00:23 55.1	13/01/2011 01:33 60.3	14/01/2011 02:43 59.4	15/01/2011 03:53 61.8
09/01/2011 06:08 60.8	10/01/2011 23:18 58.8	12/01/2011 00:28 56.7	13/01/2011 01:38 61.0	14/01/2011 02:48 60.3	15/01/2011 03:58 61.1
09/01/2011 06:13 60.6	10/01/2011 23:23 58.9	12/01/2011 00:33 58.9	13/01/2011 01:43 61.7	14/01/2011 02:53 59.2	15/01/2011 04:03 61.2
09/01/2011 06:18 61.4	10/01/2011 23:28 57.2	12/01/2011 00:38 57.8	13/01/2011 01:48 61.3	14/01/2011 02:58 59.1	15/01/2011 04:08 60.6
09/01/2011 06:23 61.9	10/01/2011 23:33 58.7	12/01/2011 00:43 58.4	13/01/2011 01:53 60.3	14/01/2011 03:03 59.3	15/01/2011 04:13 61.2
09/01/2011 06:28 56.2	10/01/2011 23:38 58.8	12/01/2011 00:48 49.8	13/01/2011 01:58 60.6	14/01/2011 03:08 59.4	15/01/2011 04:18 60.6
09/01/2011 06:33 61.2	10/01/2011 23:43 58.9	12/01/2011 00:53 50.6	13/01/2011 02:03 60.8	14/01/2011 03:13 58.2	15/01/2011 04:23 60.7
09/01/2011 06:38 55.1	10/01/2011 23:48 57.6	12/01/2011 00:58 46.7	13/01/2011 02:08 60.4	14/01/2011 03:18 59.0	15/01/2011 04:28 59.9
09/01/2011 06:43 55.8	10/01/2011 23:53 58.3	12/01/2011 01:03 61.9	13/01/2011 02:13 60.5	14/01/2011 03:23 59.7	15/01/2011 04:33 60.6

Real-time Noise Data RTN1 (FEHD Hong Kong Transport Section Whitefield Depot)

15/01/2011 04:38 60.4	16/01/2011 05:48 61.7	17/01/2011 06:58 62.1	19/01/2011 00:08 59.7	20/01/2011 01:18 54.7	21/01/2011 02:28 60.5
15/01/2011 04:43 60.9	16/01/2011 05:53 61.8	17/01/2011 23:03 60.5	19/01/2011 00:13 59.0	20/01/2011 01:23 58.6	21/01/2011 02:33 60.7
15/01/2011 04:48 61.6	16/01/2011 05:58 61.6	17/01/2011 23:08 64.6	19/01/2011 00:18 58.7	20/01/2011 01:28 61.6	21/01/2011 02:38 60.6
15/01/2011 04:53 61.8	16/01/2011 06:03 41.6	17/01/2011 23:13 60.6	19/01/2011 00:23 58.9	20/01/2011 01:33 61.6	21/01/2011 02:43 60.4
15/01/2011 04:58 61.6	16/01/2011 06:08 47.1	17/01/2011 23:18 60.0	19/01/2011 00:28 59.7	20/01/2011 01:38 61.8	21/01/2011 02:48 59.6
15/01/2011 05:03 61.3	16/01/2011 06:13 61.7	17/01/2011 23:23 60.4	19/01/2011 00:33 57.4	20/01/2011 01:43 61.4	21/01/2011 02:53 59.7
15/01/2011 05:08 61.8	16/01/2011 06:18 47.9	17/01/2011 23:28 58.4	19/01/2011 00:38 57.2	20/01/2011 01:48 61.4	21/01/2011 02:58 60.7
15/01/2011 05:13 44.0	16/01/2011 06:23 56.4	17/01/2011 23:33 59.6	19/01/2011 00:43 55.1	20/01/2011 01:53 61.0	21/01/2011 03:03 61.1
15/01/2011 05:18 42.5	16/01/2011 06:28 61.8	17/01/2011 23:38 61.0	19/01/2011 00:48 57.8	20/01/2011 01:58 41.6	21/01/2011 03:08 59.6
15/01/2011 05:23 61.1	16/01/2011 06:33 54.1	17/01/2011 23:43 62.2	19/01/2011 00:53 59.2	20/01/2011 02:03 61.9	21/01/2011 03:13 60.8
15/01/2011 05:28 45.1	16/01/2011 06:38 54.9	17/01/2011 23:48 60.3	19/01/2011 00:58 53.6	20/01/2011 02:08 61.2	21/01/2011 03:18 59.3
15/01/2011 05:33 61.5	16/01/2011 06:43 59.4	17/01/2011 23:53 59.1	19/01/2011 01:03 57.0	20/01/2011 02:13 61.7	21/01/2011 03:23 60.6
15/01/2011 05:38 61.8	16/01/2011 06:48 54.7	17/01/2011 23:58 59.0	19/01/2011 01:08 50.8	20/01/2011 02:18 61.0	21/01/2011 03:28 59.4
15/01/2011 05:43 47.1	16/01/2011 06:53 56.2	18/01/2011 00:03 58.7	19/01/2011 01:13 53.8	20/01/2011 02:23 61.4	21/01/2011 03:33 58.5
15/01/2011 05:48 53.9	16/01/2011 06:58 54.7	18/01/2011 00:08 58.0	19/01/2011 01:18 61.6	20/01/2011 02:28 60.0	21/01/2011 03:38 59.9
15/01/2011 05:53 56.8	16/01/2011 23:03 58.6	18/01/2011 00:13 55.6	19/01/2011 01:23 52.8	20/01/2011 02:33 59.9	21/01/2011 03:43 60.3
15/01/2011 05:58 57.0	16/01/2011 23:08 61.9	18/01/2011 00:18 56.1	19/01/2011 01:28 61.8	20/01/2011 02:38 59.2	21/01/2011 03:48 60.1
15/01/2011 06:03 56.0	16/01/2011 23:13 58.6	18/01/2011 00:23 58.4	19/01/2011 01:33 61.2	20/01/2011 02:43 60.6	21/01/2011 03:53 59.6
15/01/2011 06:08 61.4	16/01/2011 23:18 59.5	18/01/2011 00:28 58.3	19/01/2011 01:38 60.5	20/01/2011 02:48 58.8	21/01/2011 03:58 60.7
15/01/2011 06:13 49.3	16/01/2011 23:23 58.6	18/01/2011 00:33 58.3	19/01/2011 01:43 61.1	20/01/2011 02:53 59.0	21/01/2011 04:03 59.4
15/01/2011 06:18 58.4	16/01/2011 23:28 59.3	18/01/2011 00:38 54.1	19/01/2011 01:48 40.3	20/01/2011 02:58 59.6	21/01/2011 04:08 59.1
15/01/2011 06:23 61.1	16/01/2011 23:33 60.0	18/01/2011 00:43 57.7	19/01/2011 01:53 60.8	20/01/2011 03:03 60.1	21/01/2011 04:13 59.8
15/01/2011 06:28 53.6	16/01/2011 23:38 59.3	18/01/2011 00:48 57.4	19/01/2011 01:58 61.7	20/01/2011 03:08 59.4	21/01/2011 04:18 61.7
15/01/2011 06:33 57.8	16/01/2011 23:43 58.3	18/01/2011 00:53 53.0	19/01/2011 02:03 60.2	20/01/2011 03:13 59.5	21/01/2011 04:23 60.0
15/01/2011 06:38 57.5	16/01/2011 23:48 56.6	18/01/2011 00:58 50.3	19/01/2011 02:08 60.3	20/01/2011 03:18 59.2	21/01/2011 04:28 58.9
15/01/2011 06:43 60.2	16/01/2011 23:53 56.9	18/01/2011 01:03 53.3	19/01/2011 02:13 59.7	20/01/2011 03:23 58.9	21/01/2011 04:33 58.9
15/01/2011 06:48 59.7	16/01/2011 23:58 57.9	18/01/2011 01:08 46.0	19/01/2011 02:18 59.0	20/01/2011 03:28 59.0	21/01/2011 04:38 59.4
15/01/2011 06:53 60.3	17/01/2011 00:03 57.3	18/01/2011 01:13 54.2	19/01/2011 02:23 60.4	20/01/2011 03:33 58.3	21/01/2011 04:43 60.6
15/01/2011 06:58 60.7	17/01/2011 00:08 57.2	18/01/2011 01:18 61.1	19/01/2011 02:28 60.4	20/01/2011 03:38 58.7	21/01/2011 04:48 58.1
15/01/2011 23:03 62.9	17/01/2011 00:13 56.5	18/01/2011 01:23 61.7	19/01/2011 02:33 59.5	20/01/2011 03:43 59.0	21/01/2011 04:53 58.5
15/01/2011 23:08 63.1	17/01/2011 00:18 58.6	18/01/2011 01:28 52.2	19/01/2011 02:38 59.3	20/01/2011 03:48 59.0	21/01/2011 04:58 59.0
15/01/2011 23:13 63.5	17/01/2011 00:23 57.4	18/01/2011 01:33 60.1	19/01/2011 02:43 58.7	20/01/2011 03:53 58.2	21/01/2011 05:03 59.2
15/01/2011 23:18 63.8	17/01/2011 00:28 54.4	18/01/2011 01:38 61.5	19/01/2011 02:48 60.1	20/01/2011 03:58 59.3	21/01/2011 05:08 59.2
15/01/2011 23:23 62.1	17/01/2011 00:33 51.7	18/01/2011 01:43 61.2	19/01/2011 02:53 59.7	20/01/2011 04:03 58.8	21/01/2011 05:13 59.8
15/01/2011 23:28 62.3	17/01/2011 00:38 53.8	18/01/2011 01:48 60.9	19/01/2011 02:58 60.1	20/01/2011 04:08 58.8	21/01/2011 05:18 58.2
15/01/2011 23:33 63.0	17/01/2011 00:43 51.9	18/01/2011 01:53 60.8	19/01/2011 03:03 60.7	20/01/2011 04:13 60.2	21/01/2011 05:23 59.1
15/01/2011 23:38 62.2	17/01/2011 00:48 55.1	18/01/2011 01:58 60.4	19/01/2011 03:08 59.7	20/01/2011 04:18 57.6	21/01/2011 05:28 59.5
15/01/2011 23:43 62.8	17/01/2011 00:53 51.0	18/01/2011 02:03 61.5	19/01/2011 03:13 60.5	20/01/2011 04:23 59.0	21/01/2011 05:33 59.3
15/01/2011 23:48 63.8	17/01/2011 00:58 41.6	18/01/2011 02:08 61.2	19/01/2011 03:18 58.8	20/01/2011 04:28 57.7	21/01/2011 05:38 59.8
15/01/2011 23:53 62.8	17/01/2011 01:03 61.4	18/01/2011 02:13 59.9	19/01/2011 03:23 58.0	20/01/2011 04:33 58.9	21/01/2011 05:43 61.0
15/01/2011 23:58 63.1	17/01/2011 01:08 61.3	18/01/2011 02:18 59.4	19/01/2011 03:28 59.2	20/01/2011 04:38 58.9	21/01/2011 05:48 59.3
16/01/2011 00:03 62.9	17/01/2011 01:13 60.6	18/01/2011 02:23 60.2	19/01/2011 03:33 58.3	20/01/2011 04:43 57.7	21/01/2011 05:53 60.2
16/01/2011 00:08 62.1	17/01/2011 01:18 60.8	18/01/2011 02:28 59.9	19/01/2011 03:38 58.5	20/01/2011 04:48 58.4	21/01/2011 05:58 60.1
16/01/2011 00:13 61.6	17/01/2011 01:23 61.1	18/01/2011 02:33 59.3	19/01/2011 03:43 59.4	20/01/2011 04:53 58.3	21/01/2011 06:03 59.7
16/01/2011 00:18 63.0	17/01/2011 01:28 60.8	18/01/2011 02:38 58.4	19/01/2011 03:48 57.6	20/01/2011 04:58 58.0	21/01/2011 06:08 60.2
16/01/2011 00:23 62.5	17/01/2011 01:33 61.5	18/01/2011 02:43 59.2	19/01/2011 03:53 58.3	20/01/2011 05:03 59.2	21/01/2011 06:13 61.4
16/01/2011 00:28 61.7	17/01/2011 01:38 60.2	18/01/2011 02:48 59.8	19/01/2011 03:58 57.3	20/01/2011 05:08 57.7	21/01/2011 06:18 61.0
16/01/2011 00:33 61.0	17/01/2011 01:43 59.7	18/01/2011 02:53 59.8	19/01/2011 04:03 58.2	20/01/2011 05:13 57.6	21/01/2011 06:23 61.2
16/01/2011 00:38 62.0	17/01/2011 01:48 60.0	18/01/2011 02:58 59.5	19/01/2011 04:08 60.3	20/01/2011 05:18 58.8	21/01/2011 06:28 61.3
16/01/2011 00:43 61.8	17/01/2011 01:53 59.7	18/01/2011 03:03 59.2	19/01/2011 04:13 58.6	20/01/2011 05:23 58.0	21/01/2011 06:33 57.2
16/01/2011 00:48 62.1	17/01/2011 01:58 59.6	18/01/2011 03:08 58.7	19/01/2011 04:18 59.3	20/01/2011 05:28 57.8	21/01/2011 06:38 56.0
16/01/2011 00:53 59.6	17/01/2011 02:03 60.6	18/01/2011 03:13 59.2	19/01/2011 04:23 58.5	20/01/2011 05:33 58.4	21/01/2011 06:43 60.6
16/01/2011 00:58 59.3	17/01/2011 02:08 58.5	18/01/2011 03:18 58.9	19/01/2011 04:28 58.2	20/01/2011 05:38 58.5	21/01/2011 06:48 58.9
16/01/2011 01:03 59.4	17/01/2011 02:13 60.1	18/01/2011 03:23 59.6	19/01/2011 04:33 58.3	20/01/2011 05:43 60.5	21/01/2011 06:53 57.4
16/01/2011 01:08 56.2	17/01/2011 02:18 59.6	18/01/2011 03:28 58.5	19/01/2011 04:38 57.6	20/01/2011 05:48 59.1	21/01/2011 06:58 57.0
16/01/2011 01:13 57.9	17/01/2011 02:23 57.9	18/01/2011 03:33 59.4	19/01/2011 04:43 57.8	20/01/2011 05:53 59.7	21/01/2011 23:03 62.4
16/01/2011 01:18 58.0	17/01/2011 02:28 58.8	18/01/2011 03:38 57.7	19/01/2011 04:48 57.3	20/01/2011 05:58 59.2	21/01/2011 23:08 62.8
16/01/2011 01:23 59.8	17/01/2011 02:33 59.8	18/01/2011 03:43 59.6	19/01/2011 04:53 58.3	20/01/2011 06:03 61.8	21/01/2011 23:13 62.3
16/01/2011 01:28 55.4	17/01/2011 02:38 59.3	18/01/2011 03:48 57.1	19/01/2011 04:58 58.9	20/01/2011 06:08 60.3	21/01/2011 23:18 62.5
16/01/2011 01:33 53.5	17/01/2011 02:43 60.2	18/01/2011 03:53 57.2	19/01/2011 05:03 57.5	20/01/2011 06:13 60.6	21/01/2011 23:23 61.3
16/01/2011 01:38 59.9	17/01/2011 02:48 59.2	18/01/2011 03:58 59.6	19/01/2011 05:08 58.0	20/01/2011 06:18 61.6	21/01/2011 23:28 61.5
16/01/2011 01:43 56.9	17/01/2011 02:53 58.6	18/01/2011 04:03 59.2	19/01/2011 05:13 58.0	20/01/2011 06:23 60.0	21/01/2011 23:33 62.3
16/01/2011 01:48 55.1	17/01/2011 02:58 60.5	18/01/2011 04:08 58.3	19/01/2011 05:18 58.6	20/01/2011 06:28 60.0	21/01/2011 23:38 63.1
16/01/2011 01:53 60.7	17/01/2011 03:03 58.1	18/01/2011 04:13 58.6	19/01/2011 05:23 60.1	20/01/2011 06:33 49.5	21/01/2011 23:43 63.1
16/01/2011 01:58 54.1	17/01/2011 03:08 60.2	18/01/2011 04:18 57.4	19/01/2011 05:28 59.5	20/01/2011 06:38 52.3	21/01/2011 23:48 62.6
16/01/2011 02:03 54.9	17/01/2011 03:13 59.1	18/01/2011 04:23 59.3	19/01/2011 05:33 58.9	20/01/2011 06:43 61.9	21/01/2011 23:53 61.1
16/01/2011 02:08 57.5	17/01/2011 03:18 57.8	18/01/2011 04:28 59.5	19/01/2011 05:38 60.0	20/01/2011 06:48 49.1	21/01/2011 23:58 62.6
16/01/2011 02:13 47.9	17/01/2011 03:23 59.8	18/01/2011 04:33 59.0	19/01/2011 05:43 61.8	20/01/2011 06:53 54.5	22/01/2011 00:03 61.5
16/01/2011 02:18 55.3	17/01/2011 03:28 59.2	18/01/2011 04:38 58.8	19/01/2011 05:48 59.8	20/01/2011 06:58 57.0	22/01/2011 00:08 61.8
16/01/2011 02:23 55.8	17/01/2011 03:33 57.7	18/01/2011 04:43 58.9	19/01/2011 05:53 59.7	20/01/2011 23:03 62.4	22/01/2011 00:13 61.3
16/01/2011 02:28 51.0	17/01/2011 03:38 56.8	18/01/2011 04:48 58.0	19/01/2011 05:58 61.4	20/01/2011 23:08 62.8	22/01/2011 00:18 60.0
16/01/2011 02:33 49.1	17/01/2011 03:43 57.2	18/01/2011 04:53 58.6	19/01/2011 06:03 60.5	20/01/2011 23:13 62.3	22/01/2011 00:23 61.4
16/01/2011 02:38 55.1	17/01/2011 03:48 59.9	18/01/2011 04:58 57.9	19/01/2011 06:08 61.3	20/01/2011 23:18 62.5	22/01/2011 00:28 59.4
16/01/2011 02:43 52.8	17/01/2011 03:53 58.7	18/01/2011 05:03 57.9	19/01/2011 06:13 61.3	20/01/2011 23:23 61.3	22/01/2011 00:33 61.9
16/01/2011 02:48 51.4	17/01/2011 03:58 58.6	18/01/2011 05:08 61.2	19/01/2011 06:18 60.5	20/01/2011 23:28 61.5	22/01/2011 00:38 58.9
16/01/2011 02:53 61.8	17/01/2011 04:03 57.8	18/01/2011 05:13 58.4	19/01/2011 06:23 61.5	20/01/2011 23:33 62.3	22/01/2011 00:43 57.7
16/01/2011 02:58 48.2	17/01/2011 04:08 58.5	18/01/2011 05:18 58.4	19/01/2011 06:28 57.6	20/01/2011 23:38 63.1	22/01/2011 00:48 60.2
16/01/2011 03:03 61.2	17/01/2011 04:13 58.4	18/01/2011 05:23 59.7	19/01/2011 06:33 51.3	20/01/2011 23:43 63.1	22/01/2011 00:53 60.7
16/01/2011 03:08 61.6	17/01/2011 04:18 58.7	18/01/2011 05:28 59.8	19/01/2011 06:38 50.2	20/01/2011 23:48 62.6	22/01/2011 00:58 59.4
16/01/2011 03:13 61.6	17/01/2011 04:23 57.1	18/01/2011 05:33 61.4	19/01/2011 06:43 56.3	20/01/2011 23:53 61.1	22/01/2011 01:03 58.6
16/01/2011 03:18 51.7	17/01/2011 04:28 58.5	18/01/2011 05:38 58.4	19/01/2011 06:48 55.9	20/01/2011 23:58 62.6	22/01/2011 01:08 59.3
16/01/2011 03:23 61.9	17/01/2011 04:33 57.6	18/01/2011 05:43 61.8	19/01/2011 06:53 57.4	21/01/2011 00:03 61.5	22/01/2011 01:13 57.4
16/01/2011 03:28 61.0	17/01/2011 04:38 57.4	18/01/2011 05:48 59.3	19/01/2011 06:58 60.4	21/01/2011 00:08 61.8	22/01/2011 01:18 44.0
16/01/2011 03:33 60.5	17/01/2011 04:43 58.6	18/01/2011 05:53 60.7	19/01/2011 23:03 60.4	21/01/2011 00:13 61.3	22/01/2011 01:23 56.9
16/01/2011 03:38 61.6	17/01/2011 04:48 58.8	18/01/2011 05:58 60.9	19/01/2011 23:08 61.3	21/01/2011 00:18 60.0	22/01/2011 01:28 51.7
16/01/2011 03:43 61.7	17/01/2011 04:53 57.4	18/01/2011 06:03 61.0	19/01/2011 23:13 61.6	21/01/2011 00:23 61.4	22/01/2011 01:33 51.5
16/01/2011 03:48 61.1	17/01/2011 04:58 59.3	18/01/2011 06:08 61.1	19/01/2011 23:18 60.2	21/01/2011 00:28 59.4	22/01/2011 01:38 56.5
16/01/2011 03:53 61.5	17/01/2011 05:03 59.0	18/01/2011 06:13 60.3	19/01/2011 23:23 59.2	21/01/2011 00:33 61.9	22/01/2011 01:43 38.5
16/01/2011 03:58 61.7	17/01/2011 05:08 58.9	18/01/2011 06:18 60.8	19/01/2011 23:28 61.1	21/01/2011 00:38 58.9	22/01/2011 01:48 61.9
16/01/2011 04:03 61.2	17/01/2011 05:13 61.5	18/01/2011 06:23 50.3	19/01/2011 23:33 60.2	21/01/2011 00:43 57.7	22/01/2011 01:53 57.1
16/01/2011 04:08 61.1	17/01/2011 05:18 59.9	18/01/2011 06:28 38.5	19/01/2011 23:38 59.5	21/01/2011 00:48 60.2	22/01/2011 01:58 45.1
16/01/2011 04:13 61.2	17/01/2011 05:23 59.9	18/01/2011 06:33 46.7	19/01/2011 23:43 62.6	21/01/2011 00:53 60.7	22/01/2011 02:03 61.5
16/01/2011 04:18 60.8	17/01/2011 05:28 59.4	18/01/2011 06:38 55.3	19/01/2011 23:48 59.9	21/01/2011 00:58 59.4	22/01/2011 02:08 61.7
16/01/2011 04:23 61.5	17/01/2011 05:33 60.2	18/01/2011 06:43 57.1	19/01/2011 23:53 59.7	21/01/2011 01:03 58.6	22/01/2011 02:13 53.6
16/01/2011 04:28 61.5	17/01/2011 05:38 59.8	18/01/2011 06:48 58.4	19/01/2011 23:58 59.5	21/01/2011 01:08 59.3	22/01/2011 02:18 61.2
16/01/2011 04:33 61.1	17/01/2011 05:43 60.8	18/01/2011 06:53 58.4	20/01/2011 00:03 60.1	21/01/2011 01:13 57.4	22/01/2011 02:23 60.5
16/01/2011 04:38 60.4	17/01/2011 05:48 60.8	18/01/2011 06:58 60.0	20/01/2011 00:08 60.9	21/01/2011 01:18 44.0	22/01/2011 02:28 60.5
16/01/2011 04:43 60.4	17/01/2011 05:53 61.5	18/01/2011 23:03 61.9	20/01/2011 00:13 59.7	21/01/2011 01:23 56.9	22/01/2011 02:33 60.7
16/01/2011 04:48 60.8	17/01/2011 05:58 61.7	18/01/2011 23:08 60.5	20/01/2011 00:18 59.4	21/01/2011 01:28 51.7	22/01/2011 02:38 60.6
16/01/2011 04:53 60.1	17/01/2011 06:03 61.1	18/01/2011 23:13 61.4	20/01/2011 00:23 58.4	21/01/2011 01:33 51.5	22/01/2011 02:43 60.4
16/01/2011 04:58 60.4	17/01/2011 06:08 61.7	18/01/2011 23:18 61.0	20/01/2011 00:28 57.0	21/01/2011 01:38 56.5	22/01/2011 02:48 59.6
16/01/2011 05:03 61.0	17/01/2011 06:13 61.5	18/01/2011 23:23 59.0	20/01/2011 00:33 57.8	21/01/2011 01:43 38.5	22/01/2011 02:53 59.7
16/01/2011 05:08 61.2	17/01/2011 06:18 61.1	18/01/2011 23:28 60.4	20/01/2011 00:38 57.8	21/01/2011 01:48 61.9	22/01/2011 02:58 60.7
16/01/2011 05:13 61.1	17/01/2011 06:23 56.0	18/01/2011 23:33 61.1	20/01/2011 00:43 58.0	21/01/2011 01:53 57.1	22/01/2011 03:03 61.1
16/01/2011 05:18 50.5	17/01/2011 06:28 54.7	18/01/2011 23:38 60.6	20/01/2011 00:48 58.2	21/01/2011 01:58 45.1	22/01/2011 03:08 59.6
16/01/2011 05:23 61.0	17/01/2011 06:33 52.9	18/01/2011 23:43 60.0	20/01/2011 00:53 58.2	21/01/2011 02:03 61.5	22/01/2011 03:13 60.8
16/01/2011 05:28 61.2	17/01/2011 06:38 59.8	18/01/2011 23:48 59.9	20/01/2011 00:58 57.8	21/01/2011 02:08 61.7	22/01/2011 03:18 59.3
16/01/2011 05:33 57.4	17/01/2011 06:43 59.5	18/01/2011 23:53 59.1	20/01/2011 01:03 55.1	21/01/2011 02:13 53.6	22/01/2011 03:23 60.6
16/01/2011 05:38 61.4	17/01/2011 06:48 60.2	18/01/2011 23:58 60.0	20/01/2011 01:08 56.7	21/01/2011 02:18 61.2	22/01/2011 03:28 59.4
16/01/2011 05:43 61.4	17/01/2011 06:53 61.1	19/01/2011 00:03 60.7	20/01/2011 01:13 54.3	21/01/2011 02:23 60.5	22/01/2011 03:33 58.5

Real-time Noise Data RTN1 (FEHD Hong Kong Transport Section Whitefield Depot)

22/01/2011 03:38 59.9	22/01/2011 04:48 60.0	23/01/2011 05:58 60.9	24/01/2011 23:08 58.2	26/01/2011 00:18 61.1	27/01/2011 01:28 60.3
22/01/2011 03:43 60.3	22/01/2011 04:53 60.0	23/01/2011 06:03 60.8	24/01/2011 23:13 61.0	26/01/2011 00:23 62.2	27/01/2011 01:33 60.3
22/01/2011 03:48 60.1	22/01/2011 04:58 60.4	23/01/2011 06:08 61.2	24/01/2011 23:18 60.6	26/01/2011 00:28 60.8	27/01/2011 01:38 61.2
22/01/2011 03:53 59.6	22/01/2011 05:03 60.3	23/01/2011 06:13 60.7	24/01/2011 23:23 60.9	26/01/2011 00:33 58.9	27/01/2011 01:43 59.4
22/01/2011 03:58 60.7	22/01/2011 05:08 60.4	23/01/2011 06:18 60.5	24/01/2011 23:28 59.0	26/01/2011 00:38 58.2	27/01/2011 01:48 59.5
22/01/2011 04:03 59.4	22/01/2011 05:13 60.3	23/01/2011 06:23 38.5	24/01/2011 23:33 62.3	26/01/2011 00:43 59.0	27/01/2011 01:53 59.2
22/01/2011 04:08 59.1	22/01/2011 05:18 60.3	23/01/2011 06:28 59.6	24/01/2011 23:38 60.0	26/01/2011 00:48 59.2	27/01/2011 01:58 60.0
22/01/2011 04:13 59.8	22/01/2011 05:23 60.4	23/01/2011 06:33 61.6	24/01/2011 23:43 60.6	26/01/2011 00:53 60.5	27/01/2011 02:03 59.9
22/01/2011 04:18 61.7	22/01/2011 05:28 60.3	23/01/2011 06:38 61.6	24/01/2011 23:48 60.4	26/01/2011 00:58 58.9	27/01/2011 02:08 60.6
22/01/2011 04:23 60.0	22/01/2011 05:33 59.3	23/01/2011 06:43 60.9	24/01/2011 23:53 60.6	26/01/2011 01:03 57.5	27/01/2011 02:13 59.0
22/01/2011 04:28 58.9	22/01/2011 05:38 61.4	23/01/2011 06:48 59.6	24/01/2011 23:58 59.4	26/01/2011 01:08 58.5	27/01/2011 02:18 60.7
22/01/2011 04:33 58.9	22/01/2011 05:43 48.4	23/01/2011 06:53 54.4	25/01/2011 00:03 58.2	26/01/2011 01:13 58.3	27/01/2011 02:23 59.2
22/01/2011 04:38 59.4	22/01/2011 05:48 59.4	23/01/2011 06:58 58.9	25/01/2011 00:08 58.3	26/01/2011 01:18 60.0	27/01/2011 02:28 60.3
22/01/2011 04:43 60.6	22/01/2011 05:53 60.1	23/01/2011 23:03 59.2	25/01/2011 00:13 60.6	26/01/2011 01:23 59.6	27/01/2011 02:33 60.4
22/01/2011 04:48 58.1	22/01/2011 05:58 61.9	23/01/2011 23:08 61.9	25/01/2011 00:18 59.2	26/01/2011 01:28 56.7	27/01/2011 02:38 58.0
22/01/2011 04:53 58.5	22/01/2011 06:03 60.2	23/01/2011 23:13 60.9	25/01/2011 00:23 60.1	26/01/2011 01:33 59.2	27/01/2011 02:43 60.2
22/01/2011 04:58 59.0	22/01/2011 06:08 61.0	23/01/2011 23:18 60.9	25/01/2011 00:28 61.0	26/01/2011 01:38 61.8	27/01/2011 02:48 61.0
22/01/2011 05:03 59.2	22/01/2011 06:13 61.2	23/01/2011 23:23 61.0	25/01/2011 00:33 59.2	26/01/2011 01:43 48.7	27/01/2011 02:53 60.5
22/01/2011 05:08 59.2	22/01/2011 06:18 50.2	23/01/2011 23:28 59.2	25/01/2011 00:38 59.2	26/01/2011 01:48 42.5	27/01/2011 02:58 61.2
22/01/2011 05:13 59.8	22/01/2011 06:23 61.8	23/01/2011 23:33 58.8	25/01/2011 00:43 60.2	26/01/2011 01:53 61.6	27/01/2011 03:03 59.2
22/01/2011 05:18 58.2	22/01/2011 06:28 41.6	23/01/2011 23:38 60.2	25/01/2011 00:48 57.9	26/01/2011 01:58 51.7	27/01/2011 03:08 58.6
22/01/2011 05:23 59.1	22/01/2011 06:33 60.9	23/01/2011 23:43 58.8	25/01/2011 00:53 57.9	26/01/2011 02:03 61.6	27/01/2011 03:13 60.0
22/01/2011 05:28 59.5	22/01/2011 06:38 52.4	23/01/2011 23:48 59.7	25/01/2011 00:58 57.8	26/01/2011 02:08 53.1	27/01/2011 03:18 60.7
22/01/2011 05:33 59.3	22/01/2011 06:43 61.6	23/01/2011 23:53 59.8	25/01/2011 01:03 58.7	26/01/2011 02:13 61.4	27/01/2011 03:23 60.7
22/01/2011 05:38 59.8	22/01/2011 06:48 61.6	23/01/2011 23:58 59.8	25/01/2011 01:08 54.5	26/01/2011 02:18 61.1	27/01/2011 03:28 58.6
22/01/2011 05:43 61.0	22/01/2011 06:53 50.2	24/01/2011 00:03 59.1	25/01/2011 01:13 56.1	26/01/2011 02:23 61.2	27/01/2011 03:33 58.4
22/01/2011 05:48 59.3	22/01/2011 06:58 52.1	24/01/2011 00:08 58.6	25/01/2011 01:18 54.7	26/01/2011 02:28 60.9	27/01/2011 03:38 57.8
22/01/2011 05:53 60.2	22/01/2011 23:03 61.2	24/01/2011 00:13 59.8	25/01/2011 01:23 61.8	26/01/2011 02:33 61.2	27/01/2011 03:43 59.1
22/01/2011 05:58 60.1	22/01/2011 23:08 59.7	24/01/2011 00:18 58.2	25/01/2011 01:28 61.9	26/01/2011 02:38 61.0	27/01/2011 03:48 57.8
22/01/2011 06:03 59.7	22/01/2011 23:13 59.0	24/01/2011 00:23 57.8	25/01/2011 01:33 61.8	26/01/2011 02:43 61.5	27/01/2011 03:53 59.3
22/01/2011 06:08 60.2	22/01/2011 23:18 60.5	24/01/2011 00:28 59.0	25/01/2011 01:38 61.7	26/01/2011 02:48 60.0	27/01/2011 03:58 59.1
22/01/2011 06:13 61.4	22/01/2011 23:23 56.4	24/01/2011 00:33 58.8	25/01/2011 01:43 61.9	26/01/2011 02:53 60.3	27/01/2011 04:03 57.0
22/01/2011 06:18 61.0	22/01/2011 23:28 57.8	24/01/2011 00:38 58.6	25/01/2011 01:48 61.9	26/01/2011 02:58 60.2	27/01/2011 04:08 58.0
22/01/2011 06:23 61.2	22/01/2011 23:33 57.8	24/01/2011 00:43 58.2	25/01/2011 01:53 35.4	26/01/2011 03:03 60.2	27/01/2011 04:13 58.2
22/01/2011 06:28 61.3	22/01/2011 23:38 56.7	24/01/2011 00:48 58.1	25/01/2011 01:58 61.3	26/01/2011 03:08 59.5	27/01/2011 04:18 58.5
22/01/2011 06:33 57.2	22/01/2011 23:43 55.9	24/01/2011 00:53 52.1	25/01/2011 02:03 50.5	26/01/2011 03:13 59.5	27/01/2011 04:23 58.4
22/01/2011 06:38 56.0	22/01/2011 23:48 51.9	24/01/2011 00:58 56.0	25/01/2011 02:08 61.6	26/01/2011 03:18 60.1	27/01/2011 04:28 58.0
22/01/2011 06:43 60.6	22/01/2011 23:53 49.7	24/01/2011 01:03 55.4	25/01/2011 02:13 61.8	26/01/2011 03:23 59.6	27/01/2011 04:33 58.1
22/01/2011 06:48 58.9	22/01/2011 23:58 61.9	24/01/2011 01:08 52.8	25/01/2011 02:18 60.4	26/01/2011 03:28 56.3	27/01/2011 04:38 60.2
22/01/2011 06:53 57.4	23/01/2011 00:03 61.6	24/01/2011 01:13 61.6	25/01/2011 02:23 60.7	26/01/2011 03:33 59.2	27/01/2011 04:43 58.6
22/01/2011 06:58 57.0	23/01/2011 00:08 41.6	24/01/2011 01:18 61.9	25/01/2011 02:28 60.3	26/01/2011 03:38 59.2	27/01/2011 04:48 59.5
22/01/2011 23:03 63.9	23/01/2011 00:13 53.5	24/01/2011 01:23 61.3	25/01/2011 02:33 60.1	26/01/2011 03:43 59.2	27/01/2011 04:53 59.7
22/01/2011 23:08 61.5	23/01/2011 00:18 60.9	24/01/2011 01:28 61.1	25/01/2011 02:38 60.0	26/01/2011 03:48 60.3	27/01/2011 04:58 59.5
22/01/2011 23:13 61.4	23/01/2011 00:23 59.3	24/01/2011 01:33 61.1	25/01/2011 02:43 60.4	26/01/2011 03:53 59.0	27/01/2011 05:03 57.6
22/01/2011 23:18 63.3	23/01/2011 00:28 60.7	24/01/2011 01:38 60.4	25/01/2011 02:48 60.5	26/01/2011 03:58 59.9	27/01/2011 05:08 59.9
22/01/2011 23:23 62.8	23/01/2011 00:33 59.9	24/01/2011 01:43 61.3	25/01/2011 02:53 60.2	26/01/2011 04:03 58.5	27/01/2011 05:13 61.1
22/01/2011 23:28 62.9	23/01/2011 00:38 59.4	24/01/2011 01:48 60.8	25/01/2011 02:58 60.3	26/01/2011 04:08 59.8	27/01/2011 05:18 59.4
22/01/2011 23:33 61.0	23/01/2011 00:43 61.5	24/01/2011 01:53 60.2	25/01/2011 03:03 58.9	26/01/2011 04:13 57.8	27/01/2011 05:23 59.2
22/01/2011 23:38 60.6	23/01/2011 00:48 59.5	24/01/2011 01:58 60.6	25/01/2011 03:08 60.4	26/01/2011 04:18 58.4	27/01/2011 05:28 59.5
22/01/2011 23:43 60.1	23/01/2011 00:53 58.4	24/01/2011 02:03 61.0	25/01/2011 03:13 60.0	26/01/2011 04:23 57.9	27/01/2011 05:33 60.9
22/01/2011 23:48 61.5	23/01/2011 00:58 59.5	24/01/2011 02:08 60.3	25/01/2011 03:18 60.8	26/01/2011 04:28 58.6	27/01/2011 05:38 55.7
22/01/2011 23:53 61.5	23/01/2011 01:03 59.9	24/01/2011 02:13 59.9	25/01/2011 03:23 59.9	26/01/2011 04:33 59.8	27/01/2011 05:43 59.8
22/01/2011 23:58 62.2	23/01/2011 01:08 58.8	24/01/2011 02:18 59.0	25/01/2011 03:28 59.2	26/01/2011 04:38 59.1	27/01/2011 05:48 53.8
22/01/2011 00:03 61.9	23/01/2011 01:13 54.1	24/01/2011 02:23 60.7	25/01/2011 03:33 60.5	26/01/2011 04:43 57.0	27/01/2011 05:53 60.4
22/01/2011 00:08 61.7	23/01/2011 01:18 58.0	24/01/2011 02:28 59.0	25/01/2011 03:38 60.1	26/01/2011 04:48 58.3	27/01/2011 05:58 61.3
22/01/2011 00:13 62.2	23/01/2011 01:23 60.1	24/01/2011 02:33 58.9	25/01/2011 03:43 58.3	26/01/2011 04:53 58.5	27/01/2011 06:03 60.9
22/01/2011 00:18 63.6	23/01/2011 01:28 45.6	24/01/2011 02:38 59.9	25/01/2011 03:48 58.1	26/01/2011 04:58 59.2	27/01/2011 06:08 61.3
22/01/2011 00:23 60.6	23/01/2011 01:33 54.0	24/01/2011 02:43 58.7	25/01/2011 03:53 58.1	26/01/2011 05:03 57.9	27/01/2011 06:13 61.5
22/01/2011 00:28 61.9	23/01/2011 01:38 53.4	24/01/2011 02:48 59.9	25/01/2011 03:58 59.4	26/01/2011 05:08 58.4	27/01/2011 06:18 60.6
22/01/2011 00:33 60.8	23/01/2011 01:43 61.6	24/01/2011 02:53 57.6	25/01/2011 04:03 57.4	26/01/2011 05:13 58.4	27/01/2011 06:23 56.4
22/01/2011 00:38 61.5	23/01/2011 01:48 53.4	24/01/2011 02:58 58.8	25/01/2011 04:08 58.2	26/01/2011 05:18 58.8	27/01/2011 06:28 53.4
22/01/2011 00:43 60.7	23/01/2011 01:53 42.5	24/01/2011 03:03 58.8	25/01/2011 04:13 59.0	26/01/2011 05:23 57.9	27/01/2011 06:33 58.7
22/01/2011 00:48 60.9	23/01/2011 01:58 61.7	24/01/2011 03:08 59.8	25/01/2011 04:18 58.9	26/01/2011 05:28 57.1	27/01/2011 06:38 60.4
22/01/2011 00:53 60.4	23/01/2011 02:03 61.7	24/01/2011 03:13 58.6	25/01/2011 04:23 59.7	26/01/2011 05:33 57.6	27/01/2011 06:43 60.7
22/01/2011 00:58 60.6	23/01/2011 02:08 61.9	24/01/2011 03:18 60.0	25/01/2011 04:28 59.3	26/01/2011 05:38 59.5	27/01/2011 06:48 58.7
22/01/2011 01:03 60.4	23/01/2011 02:13 57.8	24/01/2011 03:23 57.7	25/01/2011 04:33 58.5	26/01/2011 05:43 57.6	27/01/2011 06:53 60.7
22/01/2011 01:08 59.7	23/01/2011 02:18 61.4	24/01/2011 03:28 57.6	25/01/2011 04:38 59.1	26/01/2011 05:48 59.4	27/01/2011 06:58 63.8
22/01/2011 01:13 59.8	23/01/2011 02:23 53.8	24/01/2011 03:33 58.3	25/01/2011 04:43 57.9	26/01/2011 05:53 58.0	27/01/2011 23:03 58.9
22/01/2011 01:18 58.3	23/01/2011 02:28 61.6	24/01/2011 03:38 57.7	25/01/2011 04:48 57.8	26/01/2011 05:58 59.2	27/01/2011 23:08 57.7
22/01/2011 01:23 58.6	23/01/2011 02:33 44.0	24/01/2011 03:43 57.8	25/01/2011 04:53 58.2	26/01/2011 06:03 59.1	27/01/2011 23:13 59.0
22/01/2011 01:28 56.3	23/01/2011 02:38 61.3	24/01/2011 03:48 57.6	25/01/2011 04:58 57.6	26/01/2011 06:08 60.5	27/01/2011 23:18 61.6
22/01/2011 01:33 55.7	23/01/2011 02:43 61.3	24/01/2011 03:53 58.6	25/01/2011 05:03 59.3	26/01/2011 06:13 60.3	27/01/2011 23:23 60.9
22/01/2011 01:38 57.3	23/01/2011 02:48 61.2	24/01/2011 03:58 58.0	25/01/2011 05:08 57.9	26/01/2011 06:18 59.6	27/01/2011 23:28 60.0
22/01/2011 01:43 58.7	23/01/2011 02:53 49.8	24/01/2011 04:03 59.6	25/01/2011 05:13 58.4	26/01/2011 06:23 60.4	27/01/2011 23:33 59.3
22/01/2011 01:48 41.6	23/01/2011 02:58 61.1	24/01/2011 04:08 60.7	25/01/2011 05:18 57.8	26/01/2011 06:28 60.9	27/01/2011 23:38 56.1
22/01/2011 01:53 59.1	23/01/2011 03:03 52.3	24/01/2011 04:13 58.6	25/01/2011 05:23 57.9	26/01/2011 06:33 61.3	27/01/2011 23:43 59.4
22/01/2011 01:58 52.0	23/01/2011 03:08 61.4	24/01/2011 04:18 58.2	25/01/2011 05:28 58.5	26/01/2011 06:38 60.9	27/01/2011 23:48 57.9
22/01/2011 02:03 41.6	23/01/2011 03:13 61.4	24/01/2011 04:23 59.9	25/01/2011 05:33 58.1	26/01/2011 06:43 60.7	27/01/2011 23:53 56.6
22/01/2011 02:08 50.6	23/01/2011 03:18 60.4	24/01/2011 04:28 57.3	25/01/2011 05:38 58.4	26/01/2011 06:48 60.3	27/01/2011 23:58 52.9
22/01/2011 02:13 55.9	23/01/2011 03:23 60.9	24/01/2011 04:33 58.6	25/01/2011 05:43 58.9	26/01/2011 06:53 58.1	
22/01/2011 02:18 55.6	23/01/2011 03:28 60.3	24/01/2011 04:38 59.0	25/01/2011 05:48 60.1	26/01/2011 06:58 51.3	
22/01/2011 02:23 57.7	23/01/2011 03:33 48.9	24/01/2011 04:43 57.0	25/01/2011 05:53 59.1	26/01/2011 23:03 59.4	
22/01/2011 02:28 61.8	23/01/2011 03:38 61.3	24/01/2011 04:48 58.4	25/01/2011 05:58 59.5	26/01/2011 23:08 56.5	
22/01/2011 02:33 61.8	23/01/2011 03:43 60.9	24/01/2011 04:53 60.7	25/01/2011 06:03 59.2	26/01/2011 23:13 59.1	
22/01/2011 02:38 61.7	23/01/2011 03:48 60.3	24/01/2011 04:58 58.5	25/01/2011 06:08 61.3	26/01/2011 23:18 59.5	
22/01/2011 02:43 61.4	23/01/2011 03:53 60.7	24/01/2011 05:03 57.4	25/01/2011 06:13 59.2	26/01/2011 23:23 53.1	
22/01/2011 02:48 61.1	23/01/2011 03:58 60.9	24/01/2011 05:08 57.4	25/01/2011 06:18 60.8	26/01/2011 23:28 58.9	
22/01/2011 02:53 61.4	23/01/2011 04:03 60.2	24/01/2011 05:13 59.2	25/01/2011 06:23 59.2	26/01/2011 23:33 58.5	
22/01/2011 02:58 60.7	23/01/2011 04:08 60.5	24/01/2011 05:18 59.6	25/01/2011 06:28 60.3	26/01/2011 23:38 50.8	
22/01/2011 03:03 61.6	23/01/2011 04:13 60.1	24/01/2011 05:23 58.1	25/01/2011 06:33 61.7	26/01/2011 23:43 54.4	
22/01/2011 03:08 61.0	23/01/2011 04:18 61.2	24/01/2011 05:28 58.3	25/01/2011 06:38 61.6	26/01/2011 23:48 48.4	
22/01/2011 03:13 61.7	23/01/2011 04:23 60.2	24/01/2011 05:33 58.0	25/01/2011 06:43 61.2	26/01/2011 23:53 62.8	
22/01/2011 03:18 61.3	23/01/2011 04:28 60.4	24/01/2011 05:38 59.1	25/01/2011 06:48 61.3	26/01/2011 23:58 61.5	
22/01/2011 03:23 61.9	23/01/2011 04:33 61.1	24/01/2011 05:43 58.6	25/01/2011 06:53 61.5	27/01/2011 00:03 56.3	
22/01/2011 03:28 61.1	23/01/2011 04:38 60.0	24/01/2011 05:48 59.3	25/01/2011 06:58 61.7	27/01/2011 00:08 51.8	
22/01/2011 03:33 61.1	23/01/2011 04:43 60.2	24/01/2011 05:53 59.6	25/01/2011 23:03 62.9	27/01/2011 00:13 58.0	
22/01/2011 03:38 60.9	23/01/2011 04:48 60.0	24/01/2011 05:58 59.8	25/01/2011 23:08 61.6	27/01/2011 00:18 59.9	
22/01/2011 03:43 60.7	23/01/2011 04:53 60.4	24/01/2011 06:03 60.2	25/01/2011 23:13 61.0	27/01/2011 00:23 56.4	
22/01/2011 03:48 61.3	23/01/2011 04:58 59.9	24/01/2011 06:08 59.9	25/01/2011 23:18 61.3	27/01/2011 00:28 57.1	
22/01/2011 03:53 61.3	23/01/2011 05:03 60.1	24/01/2011 06:13 61.0	25/01/2011 23:23 61.9	27/01/2011 00:33 61.9	
22/01/2011 03:58 60.1	23/01/2011 05:08 60.3	24/01/2011 06:18 60.5	25/01/2011 23:28 61.3	27/01/2011 00:38 54.4	
22/01/2011 04:03 61.5	23/01/2011 05:13 60.0	24/01/2011 06:23 61.6	25/01/2011 23:33 60.1	27/01/2011 00:43 61.1	
22/01/2011 04:08 60.7	23/01/2011 05:18 60.2	24/01/2011 06:28 61.9	25/01/2011 23:38 62.0	27/01/2011 00:48 61.6	
22/01/2011 04:13 60.1	23/01/2011 05:23 59.7	24/01/2011 06:33 61.8	25/01/2011 23:43 62.3	27/01/2011 00:53 56.7	
22/01/2011 04:18 60.6	23/01/2011 05:28 59.5	24/01/2011 06:38 35.4	25/01/2011 23:48 62.2	27/01/2011 00:58 52.8	
22/01/2011 04:23 61.8	23/01/2011 05:33 60.6	24/01/2011 06:43 52.2	25/01/2011 23:53 60.8	27/01/2011 01:03 60.3	
22/01/2011 04:28 60.9	23/01/2011 05:38 60.2	24/01/2011 06:48 52.6	25/01/2011 23:58 60.6	27/01/2011 01:08 46.2	
22/01/2011 04:33 60.4	23/01/2011 05:43 59.7	24/01/2011 06:53 44.0	26/01/2011 00:03 61.2	27/01/2011 01:13 61.4	
22/01/2011 04:38 60.6	23/01/2011 05:48 46.0	24/01/2011 06:58 57.1	26/01/2011 00:08 58.7	27/01/2011 01:18 60.0	
22/01/2011 04:43 59.9	23/01/2011 05:53 60.0	24/01/2011 23:03 59.7	26/01/2011 00:13 61.1	27/01/2011 01:23 60.4	

Real-time Noise Data RTN1 (FEHD Hong Kong Transport Section Whitefield Depot)

Normal Day 07:00-19:00

28/01/2011 07:01 65.2	02/02/2011 13:31 65.6	11/02/2011 08:31 69.1	16/02/2011 15:31 68.8	22/02/2011 10:31 66.9	26/02/2011 17:31 65.5
28/01/2011 07:31 65.7	02/02/2011 14:01 65.6	11/02/2011 09:01 70.4	16/02/2011 16:01 67.8	22/02/2011 11:01 66.7	26/02/2011 18:01 64.9
28/01/2011 08:01 70.6	02/02/2011 14:31 65.4	11/02/2011 09:31 68.0	16/02/2011 16:31 68.0	22/02/2011 11:31 67.1	26/02/2011 18:31 64.3
28/01/2011 08:31 70.5	02/02/2011 15:01 65.0	11/02/2011 10:01 68.4	16/02/2011 17:01 68.1	22/02/2011 12:01 66.9	
28/01/2011 09:01 70.5	02/02/2011 15:31 64.9	11/02/2011 10:31 68.8	16/02/2011 17:31 66.9	22/02/2011 12:31 66.9	Normal Day 19:00-23:00,
28/01/2011 09:31 69.8	02/02/2011 16:01 64.5	11/02/2011 11:01 69.3	16/02/2011 18:01 66.5	22/02/2011 13:01 66.3	Sunday & Holiday 07:00-23:00
28/01/2011 10:01 69.9	02/02/2011 16:31 67.4	11/02/2011 11:31 66.1	16/02/2011 18:31 66.1	22/02/2011 13:31 67.4	28/01/2011 19:01 64.7
28/01/2011 10:31 69.6	02/02/2011 17:01 67.7	11/02/2011 12:01 65.8	17/02/2011 07:01 64.8	22/02/2011 14:01 67.6	28/01/2011 19:06 66.4
28/01/2011 11:01 67.6	02/02/2011 17:31 64.6	11/02/2011 12:31 65.5	17/02/2011 07:31 66.4	22/02/2011 14:31 68.9	28/01/2011 19:11 68.5
28/01/2011 11:31 67.0	02/02/2011 18:01 64.5	11/02/2011 13:01 71.3	17/02/2011 08:01 66.8	22/02/2011 15:01 70.6	28/01/2011 19:16 67.3
28/01/2011 12:01 66.7	02/02/2011 18:31 64.2	11/02/2011 13:31 72.3	17/02/2011 08:31 65.7	22/02/2011 15:31 68.6	28/01/2011 19:21 66.9
28/01/2011 12:31 68.1	07/02/2011 07:01 64.2	11/02/2011 14:01 67.2	17/02/2011 09:01 67.0	22/02/2011 16:01 68.2	28/01/2011 19:26 66.5
28/01/2011 13:01 67.6	07/02/2011 07:31 65.9	11/02/2011 14:31 67.1	17/02/2011 09:31 68.3	22/02/2011 16:31 67.6	28/01/2011 19:31 67.7
28/01/2011 13:31 69.1	07/02/2011 08:01 66.6	11/02/2011 15:01 68.7	17/02/2011 10:01 68.1	22/02/2011 17:01 67.3	28/01/2011 19:36 67.7
28/01/2011 14:01 68.2	07/02/2011 08:31 65.8	11/02/2011 15:31 67.7	17/02/2011 10:31 67.7	22/02/2011 17:31 67.4	28/01/2011 19:41 67.0
28/01/2011 14:31 68.4	07/02/2011 09:01 66.2	11/02/2011 16:01 70.2	17/02/2011 11:01 67.5	22/02/2011 18:01 66.9	28/01/2011 19:46 65.3
28/01/2011 15:01 68.6	07/02/2011 09:31 66.2	11/02/2011 16:31 71.2	17/02/2011 11:31 66.5	22/02/2011 18:31 66.1	28/01/2011 19:51 64.5
28/01/2011 15:31 68.5	07/02/2011 10:01 65.7	11/02/2011 17:01 68.7	17/02/2011 12:01 65.3	23/02/2011 07:01 65.0	28/01/2011 19:56 66.5
28/01/2011 16:01 70.3	07/02/2011 10:31 65.6	11/02/2011 17:31 65.4	17/02/2011 12:31 65.6	23/02/2011 07:31 65.6	28/01/2011 20:01 67.2
28/01/2011 16:31 70.3	07/02/2011 11:01 65.6	11/02/2011 18:01 65.0	17/02/2011 13:01 66.5	23/02/2011 08:01 64.8	28/01/2011 20:06 57.1
28/01/2011 17:01 71.0	07/02/2011 11:31 65.0	11/02/2011 18:31 65.1	17/02/2011 13:31 69.0	23/02/2011 08:31 66.2	28/01/2011 20:11 62.3
28/01/2011 17:31 70.2	07/02/2011 12:01 65.4	12/02/2011 07:01 64.7	17/02/2011 14:01 68.4	23/02/2011 09:01 69.5	28/01/2011 20:16 62.1
28/01/2011 18:01 67.6	07/02/2011 12:31 66.8	12/02/2011 07:31 65.3	17/02/2011 14:31 68.2	23/02/2011 09:31 67.4	28/01/2011 20:21 67.3
28/01/2011 18:31 68.4	07/02/2011 13:01 66.7	12/02/2011 08:01 67.7	17/02/2011 15:01 68.3	23/02/2011 10:01 67.7	28/01/2011 20:26 67.7
29/01/2011 07:01 61.8	07/02/2011 13:31 67.4	12/02/2011 08:31 67.7	17/02/2011 15:31 66.6	23/02/2011 10:31 67.9	28/01/2011 20:31 66.6
29/01/2011 07:31 63.4	07/02/2011 14:01 66.4	12/02/2011 09:01 66.8	17/02/2011 16:01 67.9	23/02/2011 11:01 67.4	28/01/2011 20:36 65.2
29/01/2011 08:01 64.5	07/02/2011 14:31 66.3	12/02/2011 09:31 67.7	17/02/2011 16:31 66.5	23/02/2011 11:31 66.4	28/01/2011 20:41 64.7
29/01/2011 08:31 67.4	07/02/2011 15:01 66.2	12/02/2011 10:01 70.3	17/02/2011 17:01 66.8	23/02/2011 12:01 65.7	28/01/2011 20:46 65.6
29/01/2011 09:01 70.2	07/02/2011 15:31 66.2	12/02/2011 10:31 71.1	17/02/2011 17:31 66.7	23/02/2011 12:31 65.0	28/01/2011 20:51 65.7
29/01/2011 09:31 71.5	07/02/2011 16:01 66.3	12/02/2011 11:01 69.7	17/02/2011 18:01 66.3	23/02/2011 13:01 66.9	28/01/2011 20:56 65.3
29/01/2011 10:01 70.6	07/02/2011 16:31 66.5	12/02/2011 11:31 66.8	17/02/2011 18:31 65.6	23/02/2011 13:31 67.1	28/01/2011 21:01 64.3
29/01/2011 10:31 70.3	07/02/2011 17:01 66.5	12/02/2011 12:01 65.2	18/02/2011 07:01 64.6	23/02/2011 14:01 67.6	28/01/2011 21:06 64.1
29/01/2011 11:01 69.9	07/02/2011 17:31 66.5	12/02/2011 12:31 65.0	18/02/2011 07:31 65.4	23/02/2011 14:31 67.7	28/01/2011 21:11 64.9
29/01/2011 11:31 70.2	07/02/2011 18:01 66.2	12/02/2011 13:01 68.2	18/02/2011 08:01 65.4	23/02/2011 15:01 68.1	28/01/2011 21:16 65.1
29/01/2011 12:01 70.9	07/02/2011 18:31 66.3	12/02/2011 13:31 68.7	18/02/2011 08:31 68.2	23/02/2011 15:31 68.2	28/01/2011 21:21 64.6
29/01/2011 12:31 70.0	08/02/2011 07:01 65.9	12/02/2011 14:01 69.2	18/02/2011 09:01 67.0	23/02/2011 16:01 67.2	28/01/2011 21:26 65.8
29/01/2011 13:01 68.4	08/02/2011 07:31 67.3	12/02/2011 14:31 69.5	18/02/2011 09:31 66.7	23/02/2011 16:31 67.0	28/01/2011 21:31 64.0
29/01/2011 13:31 69.2	08/02/2011 08:01 67.6	12/02/2011 15:01 69.7	18/02/2011 10:01 67.3	23/02/2011 17:01 67.3	28/01/2011 21:36 64.3
29/01/2011 14:01 71.7	08/02/2011 08:31 66.4	12/02/2011 15:31 69.1	18/02/2011 10:31 66.9	23/02/2011 17:31 66.1	28/01/2011 21:41 64.5
29/01/2011 14:31 70.4	08/02/2011 09:01 66.7	12/02/2011 16:01 70.3	18/02/2011 11:01 66.7	23/02/2011 18:01 66.0	28/01/2011 21:46 64.7
29/01/2011 15:01 70.9	08/02/2011 09:31 68.3	12/02/2011 16:31 70.4	18/02/2011 11:31 67.9	23/02/2011 18:31 65.6	28/01/2011 21:51 66.1
29/01/2011 15:31 70.0	08/02/2011 10:01 67.1	12/02/2011 17:01 69.5	18/02/2011 12:01 65.3	24/02/2011 07:01 65.4	28/01/2011 21:56 64.6
29/01/2011 16:01 69.3	08/02/2011 10:31 66.7	12/02/2011 17:31 65.7	18/02/2011 12:31 65.4	24/02/2011 07:31 66.0	28/01/2011 22:01 65.5
29/01/2011 16:31 70.9	08/02/2011 11:01 65.9	12/02/2011 18:01 65.2	18/02/2011 13:01 67.3	24/02/2011 08:01 66.5	28/01/2011 22:06 64.8
29/01/2011 17:01 67.7	08/02/2011 11:31 65.4	12/02/2011 18:31 66.4	18/02/2011 13:31 72.4	24/02/2011 08:31 66.2	28/01/2011 22:11 65.2
29/01/2011 17:31 67.7	08/02/2011 12:01 65.0	14/02/2011 07:01 64.9	18/02/2011 14:01 68.9	24/02/2011 09:01 65.0	28/01/2011 22:16 65.2
29/01/2011 18:01 67.1	08/02/2011 12:31 65.1	14/02/2011 07:31 65.3	18/02/2011 14:31 68.4	24/02/2011 09:31 66.6	28/01/2011 22:21 64.8
29/01/2011 18:31 65.6	08/02/2011 13:01 65.1	14/02/2011 08:01 65.8	18/02/2011 15:01 70.7	24/02/2011 10:01 67.0	28/01/2011 22:26 67.2
31/01/2011 07:01 61.8	08/02/2011 13:31 66.7	14/02/2011 08:31 67.3	18/02/2011 15:31 67.4	24/02/2011 10:31 67.2	28/01/2011 22:31 64.9
31/01/2011 07:31 63.4	08/02/2011 14:01 67.6	14/02/2011 09:01 69.8	18/02/2011 16:01 66.3	24/02/2011 11:01 66.9	28/01/2011 22:36 66.3
31/01/2011 08:01 65.1	08/02/2011 14:31 66.8	14/02/2011 09:31 71.2	18/02/2011 16:31 68.5	24/02/2011 11:31 67.1	28/01/2011 22:41 64.8
31/01/2011 08:31 66.3	08/02/2011 15:01 67.2	14/02/2011 10:01 64.4	18/02/2011 17:01 69.2	24/02/2011 12:01 65.8	28/01/2011 22:46 64.9
31/01/2011 09:01 67.6	08/02/2011 15:31 65.7	14/02/2011 10:31 66.7	18/02/2011 17:31 69.2	24/02/2011 12:31 66.0	28/01/2011 22:51 65.2
31/01/2011 09:31 66.5	08/02/2011 16:01 65.7	14/02/2011 11:01 63.4	18/02/2011 18:01 65.1	24/02/2011 13:01 67.3	28/01/2011 22:56 64.5
31/01/2011 10:01 66.6	08/02/2011 16:31 65.4	14/02/2011 11:31 70.6	18/02/2011 18:31 64.8	24/02/2011 13:31 68.1	29/01/2011 19:01 68.7
31/01/2011 10:31 67.1	08/02/2011 17:01 65.5	14/02/2011 12:01 66.0	19/02/2011 07:01 64.1	24/02/2011 14:01 68.4	29/01/2011 19:06 66.0
31/01/2011 11:01 68.2	08/02/2011 17:31 65.5	14/02/2011 12:31 66.1	19/02/2011 07:31 65.7	24/02/2011 14:31 68.6	29/01/2011 19:11 65.1
31/01/2011 11:31 66.8	08/02/2011 18:01 65.4	14/02/2011 13:01 68.7	19/02/2011 08:01 66.8	24/02/2011 15:01 68.3	29/01/2011 19:16 65.7
31/01/2011 12:01 66.4	08/02/2011 18:31 64.9	14/02/2011 13:31 70.8	19/02/2011 08:31 67.2	24/02/2011 15:31 67.1	29/01/2011 19:21 65.0
31/01/2011 12:31 67.0	09/02/2011 07:01 64.6	14/02/2011 14:01 70.7	19/02/2011 09:01 69.3	24/02/2011 16:01 64.1	29/01/2011 19:26 65.1
31/01/2011 13:01 64.9	09/02/2011 07:31 65.9	14/02/2011 14:31 70.3	19/02/2011 09:31 68.1	24/02/2011 16:31 65.3	29/01/2011 19:31 65.0
31/01/2011 13:31 65.1	09/02/2011 08:01 67.3	14/02/2011 15:01 69.9	19/02/2011 10:01 66.8	24/02/2011 17:01 65.0	29/01/2011 19:36 65.8
31/01/2011 14:01 67.4	09/02/2011 08:31 68.3	14/02/2011 15:31 66.7	19/02/2011 10:31 66.6	24/02/2011 17:31 66.2	29/01/2011 19:41 65.2
31/01/2011 14:31 66.9	09/02/2011 09:01 68.3	14/02/2011 16:01 66.0	19/02/2011 11:01 66.4	24/02/2011 18:01 66.2	29/01/2011 19:46 66.1
31/01/2011 15:01 66.7	09/02/2011 09:31 68.0	14/02/2011 16:31 68.1	19/02/2011 11:31 65.5	24/02/2011 18:31 65.6	29/01/2011 19:51 66.8
31/01/2011 15:31 65.9	09/02/2011 10:01 68.7	14/02/2011 17:01 67.4	19/02/2011 12:01 64.4	25/02/2011 07:01 64.9	29/01/2011 19:56 64.8
31/01/2011 16:01 67.4	09/02/2011 10:31 70.5	14/02/2011 17:31 67.2	19/02/2011 12:31 64.9	25/02/2011 07:31 65.3	29/01/2011 20:01 65.5
31/01/2011 16:31 68.6	09/02/2011 11:01 68.2	14/02/2011 18:01 66.6	19/02/2011 13:01 66.1	25/02/2011 08:01 65.6	29/01/2011 20:06 65.0
31/01/2011 17:01 67.6	09/02/2011 11:31 68.7	14/02/2011 18:31 65.1	19/02/2011 13:31 66.3	25/02/2011 08:31 66.2	29/01/2011 20:11 64.6
31/01/2011 17:31 69.3	09/02/2011 12:01 65.7	15/02/2011 07:01 65.0	19/02/2011 14:01 65.9	25/02/2011 09:01 65.2	29/01/2011 20:16 64.7
31/01/2011 18:01 72.9	09/02/2011 12:31 66.4	15/02/2011 07:31 64.9	19/02/2011 14:31 65.5	25/02/2011 09:31 65.5	29/01/2011 20:21 64.8
31/01/2011 18:31 71.9	09/02/2011 13:01 69.2	15/02/2011 08:01 64.0	19/02/2011 15:01 67.7	25/02/2011 10:01 66.8	29/01/2011 20:26 65.3
01/02/2011 07:01 65.4	09/02/2011 13:31 70.1	15/02/2011 08:31 62.4	19/02/2011 15:31 65.6	25/02/2011 10:31 69.6	29/01/2011 20:31 65.7
01/02/2011 07:31 66.9	09/02/2011 14:01 69.0	15/02/2011 09:01 70.7	19/02/2011 16:01 65.6	25/02/2011 11:01 66.9	29/01/2011 20:36 64.7
01/02/2011 08:01 66.9	09/02/2011 14:31 67.6	15/02/2011 09:31 66.3	19/02/2011 16:31 68.3	25/02/2011 11:31 66.7	29/01/2011 20:41 64.5
01/02/2011 08:31 67.4	09/02/2011 15:01 67.0	15/02/2011 10:01 66.9	19/02/2011 17:01 66.6	25/02/2011 12:01 65.1	29/01/2011 20:46 64.6
01/02/2011 09:01 67.0	09/02/2011 15:31 67.2	15/02/2011 10:31 66.9	19/02/2011 17:31 64.9	25/02/2011 12:31 65.2	29/01/2011 20:51 64.2
01/02/2011 09:31 66.0	09/02/2011 16:01 66.1	15/02/2011 11:01 68.0	19/02/2011 18:01 63.9	25/02/2011 13:01 66.4	29/01/2011 20:56 65.2
01/02/2011 10:01 66.6	09/02/2011 16:31 66.8	15/02/2011 11:31 66.3	19/02/2011 18:31 63.3	25/02/2011 13:31 66.1	29/01/2011 21:01 64.6
01/02/2011 10:31 66.5	09/02/2011 17:01 68.9	15/02/2011 12:01 64.1	21/02/2011 07:01 65.2	25/02/2011 14:01 66.5	29/01/2011 21:06 64.1
01/02/2011 11:01 66.8	09/02/2011 17:31 67.0	15/02/2011 12:31 66.3	21/02/2011 07:31 65.5	25/02/2011 14:31 66.7	29/01/2011 21:11 64.2
01/02/2011 11:31 66.8	09/02/2011 18:01 66.0	15/02/2011 13:01 67.1	21/02/2011 08:01 64.7	25/02/2011 15:01 68.7	29/01/2011 21:16 64.2
01/02/2011 12:01 66.2	09/02/2011 18:31 65.4	15/02/2011 13:31 68.8	21/02/2011 08:31 65.3	25/02/2011 15:31 66.0	29/01/2011 21:21 65.1
01/02/2011 12:31 66.6	10/02/2011 07:01 64.8	15/02/2011 14:01 68.4	21/02/2011 09:01 69.1	25/02/2011 16:01 67.0	29/01/2011 21:26 65.5
01/02/2011 13:01 67.3	10/02/2011 07:31 64.4	15/02/2011 14:31 68.6	21/02/2011 09:31 68.1	25/02/2011 16:31 66.5	29/01/2011 21:31 65.0
01/02/2011 13:31 68.1	10/02/2011 08:01 65.5	15/02/2011 15:01 66.0	21/02/2011 10:01 67.9	25/02/2011 17:01 66.7	29/01/2011 21:36 64.1
01/02/2011 14:01 67.8	10/02/2011 08:31 67.6	15/02/2011 15:31 67.5	21/02/2011 10:31 67.1	25/02/2011 17:31 67.4	29/01/2011 21:41 64.6
01/02/2011 14:31 66.1	10/02/2011 09:01 67.8	15/02/2011 16:01 67.6	21/02/2011 11:01 66.8	25/02/2011 18:01 64.2	29/01/2011 21:46 64.0
01/02/2011 15:01 68.1	10/02/2011 09:31 72.6	15/02/2011 16:31 67.7	21/02/2011 11:31 66.7	25/02/2011 18:31 62.6	29/01/2011 21:51 64.4
01/02/2011 15:31 67.0	10/02/2011 10:01 69.7	15/02/2011 17:01 67.0	21/02/2011 12:01 65.8	26/02/2011 07:01 64.0	29/01/2011 21:56 63.4
01/02/2011 16:01 66.8	10/02/2011 10:31 68.6	15/02/2011 17:31 66.3	21/02/2011 12:31 65.4	26/02/2011 07:31 65.0	29/01/2011 22:01 63.8
01/02/2011 16:31 66.5	10/02/2011 11:01 69.5	15/02/2011 18:01 66.1	21/02/2011 13:01 66.9	26/02/2011 08:01 65.9	29/01/2011 22:06 63.5
01/02/2011 17:01 65.8	10/02/2011 11:31 67.3	15/02/2011 18:31 65.9	21/02/2011 13:31 67.0	26/02/2011 08:31 66.9	29/01/2011 22:11 63.8
01/02/2011 17:31 65.9	10/02/2011 12:01 65.6	16/02/2011 07:01 64.5	21/02/2011 14:01 67.3	26/02/2011 09:01 68.9	29/01/2011 22:16 63.9
01/02/2011 18:01 65.9	10/02/2011 12:31 65.5	16/02/2011 07:31 64.6	21/02/2011 14:31 66.3	26/02/2011 09:31 69.3	29/01/2011 22:21 65.1
01/02/2011 18:31 63.6	10/02/2011 13:01 67.2	16/02/2011 08:01 64.2	21/02/2011 15:01 66.7	26/02/2011 10:01 68.9	29/01/2011 22:26 64.4
02/02/2011 07:01 64.0	10/02/2011 13:31 67.4	16/02/2011 08:31 69.4	21/02/2011 15:31 66.0	26/02/2011 10:31 67.6	29/01/2011 22:31 63.8
02/02/2011 07:31 65.6	10/02/2011 14:01 69.7	16/02/2011 09:01 67.3	21/02/2011 16:01 65.8	26/02/2011 11:01 68.2	29/01/2011 22:36 62.8
02/02/2011 08:01 66.5	10/02/2011 14:31 70.3	16/02/2011 09:31 67.0	21/02/2011 16:31 65.0	26/02/2011 11:31 66.0	29/01/2011 22:41 63.6
02/02/2011 08:31 66.1	10/02/2011 15:01 69.6	16/02/2011 10:01 70.9	21/02/2011 17:01 66.5	26/02/2011 12:01 65.6	29/01/2011 22:46 64.1
02/02/2011 09:01 66.0	10/02/2011 15:31 69.5	16/02/2011 10:31 67.2	21/02/2011 17:31 66.9	26/02/2011 12:31 65.4	29/01/2011 22:51 62.9
02/02/2011 09:31 65.9	10/02/2011 16:01 69.0	16/02/2011 11:01 68.6	21/02/2011 18:01 66.0	26/02/2011 13:01 66.7	29/01/2011 22:56 64.4
02/02/2011 10:01 66.9	10/02/2011 16:31 68.6	16/02/2011 11:31 66.6	21/02/2011 18:31 64.1	26/02/2011 13:31 68.6	30/01/2011 07:01 62.9
02/02/2011 10:31 65.8	10/02/2011 17:01 69.9	16/02/2011 12:01 65.9	22/02/2011 07:01 65.0	26/02/2011 14:01 68.5	30/01/2011 07:06 63.2
02/02/2011 11:01 66.1	10/02/2011 17:31 67.3	16/02/2011 12:31 65.8	22/02/2011 07:31 67.2	26/02/2011 14:31 66.7	30/01/2011 07:11 63.6
02/02/2011 11:31 65.6	10/02/2011 18:01 65.3	16/02/2011 13:01 67.4	22/02/2011 08:01 64.9	26/02/2011 15:01 67.0	30/01/2011 07:16 63.0
02/02/2011 12:01 65.4	10/02/2011 18:31 65.3	16/02/2011 13:31 67.6	22/02/2011 08:31 66.7	26/02/2011 15:31 68.2	30/01/2011 07:21 64.1
02/02/2011 12:31 65.5	11/02/2011 07:01 64.2	16/02/2011 14:01 68.0	22/02/2011 09:01 66.6	26/02/2011 16:01 67.6	30/01/2011 07:26 62.8
02/02/2011 13:01 65.9	11/02/2011 07:31 65.2	16/02/2011 14:31 66.3	22/02/2011 09:31 65.6	26/02/2011 16:31 67.4	30/01/2011 07:31 63.3
	11/02/2011 08:01 65.0	16/02/2011 15:01 67.3	22/02/2011 10:01 67.2	26/02/2011 17:01 66.9	30/01/2011 07:36 65.1

Real-time Noise Data RTN1 (FEHD Hong Kong Transport Section Whitefield Depot)

30/01/2011 07:41 65.9	30/01/2011 16:51 65.6	31/01/2011 22:01 64.2	03/02/2011 07:11 64.2	03/02/2011 16:21 63.6	04/02/2011 09:31 62.1
30/01/2011 07:46 66.6	30/01/2011 16:56 66.1	31/01/2011 22:06 64.9	03/02/2011 07:16 61.4	03/02/2011 16:26 63.6	04/02/2011 09:36 63.1
30/01/2011 07:51 67.1	30/01/2011 17:01 66.2	31/01/2011 22:11 65.5	03/02/2011 07:21 61.6	03/02/2011 16:31 62.7	04/02/2011 09:41 63.6
30/01/2011 07:56 66.1	30/01/2011 17:06 66.4	31/01/2011 22:16 64.8	03/02/2011 07:26 64.5	03/02/2011 16:36 63.3	04/02/2011 09:46 63.1
30/01/2011 08:01 65.5	30/01/2011 17:11 64.7	31/01/2011 22:21 63.9	03/02/2011 07:31 61.3	03/02/2011 16:41 62.5	04/02/2011 09:51 63.0
30/01/2011 08:06 65.8	30/01/2011 17:16 65.2	31/01/2011 22:26 63.8	03/02/2011 07:36 61.7	03/02/2011 16:46 62.7	04/02/2011 09:56 62.4
30/01/2011 08:11 65.9	30/01/2011 17:21 64.9	31/01/2011 22:31 64.2	03/02/2011 07:41 62.3	03/02/2011 16:51 61.8	04/02/2011 10:01 63.2
30/01/2011 08:16 57.4	30/01/2011 17:26 65.3	31/01/2011 22:36 63.7	03/02/2011 07:46 61.7	03/02/2011 16:56 64.1	04/02/2011 10:06 62.6
30/01/2011 08:21 67.0	30/01/2011 17:31 65.9	31/01/2011 22:41 64.3	03/02/2011 07:51 62.5	03/02/2011 17:01 64.3	04/02/2011 10:11 63.5
30/01/2011 08:26 62.8	30/01/2011 17:36 65.5	31/01/2011 22:46 64.2	03/02/2011 07:56 66.5	03/02/2011 17:06 63.5	04/02/2011 10:16 63.0
30/01/2011 08:31 67.2	30/01/2011 17:41 66.8	31/01/2011 22:51 64.2	03/02/2011 08:01 62.2	03/02/2011 17:11 63.5	04/02/2011 10:21 62.9
30/01/2011 08:36 67.2	30/01/2011 17:46 65.9	31/01/2011 22:56 64.5	03/02/2011 08:06 62.9	03/02/2011 17:16 62.7	04/02/2011 10:26 62.7
30/01/2011 08:41 66.5	30/01/2011 17:51 66.4	01/02/2011 19:01 64.6	03/02/2011 08:11 65.3	03/02/2011 17:21 63.0	04/02/2011 10:31 63.4
30/01/2011 08:46 68.2	30/01/2011 17:56 65.5	01/02/2011 19:06 63.7	03/02/2011 08:16 64.9	03/02/2011 17:26 63.4	04/02/2011 10:36 63.0
30/01/2011 08:51 66.8	30/01/2011 18:01 64.6	01/02/2011 19:11 64.2	03/02/2011 08:21 62.5	03/02/2011 17:31 64.0	04/02/2011 10:41 63.1
30/01/2011 08:56 65.7	30/01/2011 18:06 63.8	01/02/2011 19:16 63.9	03/02/2011 08:26 63.0	03/02/2011 17:36 65.2	04/02/2011 10:46 64.3
30/01/2011 09:01 66.1	30/01/2011 18:11 63.1	01/02/2011 19:21 63.6	03/02/2011 08:31 64.9	03/02/2011 17:41 66.2	04/02/2011 10:51 63.6
30/01/2011 09:06 66.7	30/01/2011 18:16 64.0	01/02/2011 19:26 65.6	03/02/2011 08:36 64.4	03/02/2011 17:46 66.4	04/02/2011 10:56 63.7
30/01/2011 09:11 66.4	30/01/2011 18:21 65.5	01/02/2011 19:31 64.9	03/02/2011 08:41 61.3	03/02/2011 17:51 63.5	04/02/2011 11:01 63.5
30/01/2011 09:16 66.8	30/01/2011 18:26 64.0	01/02/2011 19:36 65.2	03/02/2011 08:46 63.3	03/02/2011 17:56 64.0	04/02/2011 11:06 63.5
30/01/2011 09:21 66.3	30/01/2011 18:31 64.4	01/02/2011 19:41 66.2	03/02/2011 08:51 63.5	03/02/2011 18:01 63.0	04/02/2011 11:11 63.9
30/01/2011 09:26 62.2	30/01/2011 18:36 64.4	01/02/2011 19:46 64.2	03/02/2011 08:56 62.6	03/02/2011 18:06 63.3	04/02/2011 11:16 63.7
30/01/2011 09:31 69.4	30/01/2011 18:41 64.4	01/02/2011 19:51 64.8	03/02/2011 09:01 62.2	03/02/2011 18:11 63.1	04/02/2011 11:21 63.6
30/01/2011 09:36 54.5	30/01/2011 18:46 62.4	01/02/2011 19:56 64.8	03/02/2011 09:06 62.3	03/02/2011 18:16 63.4	04/02/2011 11:26 63.9
30/01/2011 09:41 62.6	30/01/2011 18:51 62.7	01/02/2011 20:01 65.6	03/02/2011 09:11 63.4	03/02/2011 18:21 63.6	04/02/2011 11:31 63.5
30/01/2011 09:46 58.5	30/01/2011 18:56 63.6	01/02/2011 20:06 66.5	03/02/2011 09:16 61.7	03/02/2011 18:26 63.8	04/02/2011 11:36 63.9
30/01/2011 09:51 64.6	30/01/2011 19:01 64.9	01/02/2011 20:11 64.8	03/02/2011 09:21 62.4	03/02/2011 18:31 63.8	04/02/2011 11:41 63.5
30/01/2011 09:56 62.3	30/01/2011 19:06 63.7	01/02/2011 20:16 65.9	03/02/2011 09:26 63.7	03/02/2011 18:36 63.9	04/02/2011 11:46 63.2
30/01/2011 10:01 64.7	30/01/2011 19:11 63.3	01/02/2011 20:21 64.7	03/02/2011 09:31 62.6	03/02/2011 18:41 64.1	04/02/2011 11:51 62.8
30/01/2011 10:06 65.3	30/01/2011 19:16 63.5	01/02/2011 20:26 64.8	03/02/2011 09:36 62.5	03/02/2011 18:46 64.5	04/02/2011 11:56 62.6
30/01/2011 10:11 65.1	30/01/2011 19:21 63.3	01/02/2011 20:31 64.0	03/02/2011 09:41 63.2	03/02/2011 18:51 63.7	04/02/2011 12:01 62.5
30/01/2011 10:16 65.9	30/01/2011 19:26 64.9	01/02/2011 20:36 66.2	03/02/2011 09:46 63.4	03/02/2011 18:56 63.8	04/02/2011 12:06 63.7
30/01/2011 10:21 66.0	30/01/2011 19:31 63.9	01/02/2011 20:41 64.1	03/02/2011 09:51 65.4	03/02/2011 19:01 63.4	04/02/2011 12:11 62.9
30/01/2011 10:26 65.0	30/01/2011 19:36 64.0	01/02/2011 20:46 64.3	03/02/2011 09:56 63.5	03/02/2011 19:06 64.3	04/02/2011 12:16 63.0
30/01/2011 10:31 66.2	30/01/2011 19:41 63.3	01/02/2011 20:51 64.4	03/02/2011 10:01 64.5	03/02/2011 19:11 63.6	04/02/2011 12:21 63.5
30/01/2011 10:36 67.3	30/01/2011 19:46 64.5	01/02/2011 20:56 64.3	03/02/2011 10:06 63.7	03/02/2011 19:16 64.1	04/02/2011 12:26 63.6
30/01/2011 10:41 68.0	30/01/2011 19:51 63.6	01/02/2011 21:01 65.6	03/02/2011 10:11 63.3	03/02/2011 19:21 63.4	04/02/2011 12:31 63.8
30/01/2011 10:46 62.9	30/01/2011 19:56 64.6	01/02/2011 21:06 64.3	03/02/2011 10:16 63.4	03/02/2011 19:26 63.5	04/02/2011 12:36 64.1
30/01/2011 10:51 64.9	30/01/2011 20:01 63.7	01/02/2011 21:11 64.5	03/02/2011 10:21 64.2	03/02/2011 19:31 62.9	04/02/2011 12:41 64.2
30/01/2011 10:56 67.0	30/01/2011 20:06 63.8	01/02/2011 21:16 65.2	03/02/2011 10:26 63.5	03/02/2011 19:36 63.8	04/02/2011 12:46 64.8
30/01/2011 11:01 68.7	30/01/2011 20:11 64.0	01/02/2011 21:21 65.1	03/02/2011 10:31 64.9	03/02/2011 19:41 63.6	04/02/2011 12:51 64.8
30/01/2011 11:06 66.5	30/01/2011 20:16 65.7	01/02/2011 21:26 66.2	03/02/2011 10:36 63.8	03/02/2011 19:46 63.3	04/02/2011 12:56 63.9
30/01/2011 11:11 69.0	30/01/2011 20:21 63.8	01/02/2011 21:31 66.0	03/02/2011 10:41 66.2	03/02/2011 19:51 63.3	04/02/2011 13:01 63.9
30/01/2011 11:16 67.8	30/01/2011 20:26 64.6	01/02/2011 21:36 64.1	03/02/2011 10:46 64.8	03/02/2011 19:56 64.2	04/02/2011 13:06 72.6
30/01/2011 11:21 67.7	30/01/2011 20:31 63.5	01/02/2011 21:41 65.0	03/02/2011 10:51 64.4	03/02/2011 20:01 63.4	04/02/2011 13:11 76.9
30/01/2011 11:26 68.0	30/01/2011 20:36 64.4	01/02/2011 21:46 64.8	03/02/2011 10:56 64.0	03/02/2011 20:06 63.9	04/02/2011 13:16 67.6
30/01/2011 11:31 68.4	30/01/2011 20:41 63.8	01/02/2011 21:51 64.6	03/02/2011 11:01 63.0	03/02/2011 20:11 63.4	04/02/2011 13:21 67.5
30/01/2011 11:36 68.7	30/01/2011 20:46 63.7	01/02/2011 21:56 65.5	03/02/2011 11:06 64.5	03/02/2011 20:16 64.1	04/02/2011 13:26 66.5
30/01/2011 11:41 68.5	30/01/2011 20:51 64.4	01/02/2011 22:01 64.1	03/02/2011 11:11 63.0	03/02/2011 20:21 64.5	04/02/2011 13:31 65.8
30/01/2011 11:46 67.3	30/01/2011 20:56 64.0	01/02/2011 22:06 65.1	03/02/2011 11:16 66.7	03/02/2011 20:26 62.8	04/02/2011 13:36 65.1
30/01/2011 11:51 65.8	30/01/2011 21:01 63.5	01/02/2011 22:11 64.1	03/02/2011 11:21 63.6	03/02/2011 20:31 62.8	04/02/2011 13:41 64.7
30/01/2011 11:56 65.7	30/01/2011 21:06 69.1	01/02/2011 22:16 64.0	03/02/2011 11:26 63.3	03/02/2011 20:36 63.4	04/02/2011 13:46 65.2
30/01/2011 12:01 65.0	30/01/2011 21:11 64.6	01/02/2011 22:21 63.6	03/02/2011 11:31 63.2	03/02/2011 20:41 63.3	04/02/2011 13:51 64.8
30/01/2011 12:06 65.3	30/01/2011 21:16 63.8	01/02/2011 22:26 64.6	03/02/2011 11:36 63.3	03/02/2011 20:46 63.3	04/02/2011 13:56 64.0
30/01/2011 12:11 66.9	30/01/2011 21:21 64.5	01/02/2011 22:31 64.7	03/02/2011 11:41 65.2	03/02/2011 20:51 63.4	04/02/2011 14:01 64.2
30/01/2011 12:16 64.7	30/01/2011 21:26 64.0	01/02/2011 22:36 63.5	03/02/2011 11:46 64.8	03/02/2011 20:56 63.1	04/02/2011 14:06 64.5
30/01/2011 12:21 65.9	30/01/2011 21:31 64.3	01/02/2011 22:41 63.7	03/02/2011 11:51 62.5	03/02/2011 21:01 63.8	04/02/2011 14:11 64.6
30/01/2011 12:26 64.0	30/01/2011 21:36 63.8	01/02/2011 22:46 64.4	03/02/2011 11:56 62.3	03/02/2011 21:06 63.1	04/02/2011 14:16 63.9
30/01/2011 12:31 69.0	30/01/2011 21:41 64.2	01/02/2011 22:51 63.6	03/02/2011 12:01 64.2	03/02/2011 21:11 63.0	04/02/2011 14:21 63.8
30/01/2011 12:36 68.0	30/01/2011 21:46 63.2	01/02/2011 22:56 63.8	03/02/2011 12:06 61.9	03/02/2011 21:16 64.1	04/02/2011 14:26 63.7
30/01/2011 12:41 67.2	30/01/2011 21:51 63.3	02/02/2011 19:01 64.2	03/02/2011 12:11 62.6	03/02/2011 21:21 62.9	04/02/2011 14:31 64.3
30/01/2011 12:46 68.0	30/01/2011 21:56 62.1	02/02/2011 19:06 64.2	03/02/2011 12:16 62.6	03/02/2011 21:26 62.8	04/02/2011 14:36 64.0
30/01/2011 12:51 67.8	30/01/2011 22:01 62.4	02/02/2011 19:11 64.8	03/02/2011 12:21 62.6	03/02/2011 21:31 61.4	04/02/2011 14:41 65.3
30/01/2011 12:56 66.7	30/01/2011 22:06 62.7	02/02/2011 19:16 65.1	03/02/2011 12:26 61.9	03/02/2011 21:36 62.0	04/02/2011 14:46 64.1
30/01/2011 13:01 64.3	30/01/2011 22:11 64.5	02/02/2011 19:21 65.5	03/02/2011 12:31 62.3	03/02/2011 21:41 62.7	04/02/2011 14:51 66.2
30/01/2011 13:06 65.4	30/01/2011 22:16 62.6	02/02/2011 19:26 64.1	03/02/2011 12:36 63.1	03/02/2011 21:46 62.3	04/02/2011 14:56 68.9
30/01/2011 13:11 64.8	30/01/2011 22:21 63.7	02/02/2011 19:31 64.8	03/02/2011 12:41 63.8	03/02/2011 21:51 62.8	04/02/2011 15:01 65.5
30/01/2011 13:16 65.0	30/01/2011 22:26 63.6	02/02/2011 19:36 64.7	03/02/2011 12:46 63.3	03/02/2011 21:56 62.9	04/02/2011 15:06 63.9
30/01/2011 13:21 65.3	30/01/2011 22:31 63.2	02/02/2011 19:41 65.5	03/02/2011 12:51 64.4	03/02/2011 22:01 61.9	04/02/2011 15:11 63.9
30/01/2011 13:26 65.5	30/01/2011 22:36 62.7	02/02/2011 19:46 64.6	03/02/2011 12:56 63.7	03/02/2011 22:06 61.6	04/02/2011 15:16 64.5
30/01/2011 13:31 66.5	30/01/2011 22:41 64.0	02/02/2011 19:51 63.3	03/02/2011 13:01 64.6	03/02/2011 22:11 61.4	04/02/2011 15:21 64.1
30/01/2011 13:36 67.6	30/01/2011 22:46 64.1	02/02/2011 19:56 64.3	03/02/2011 13:06 63.8	03/02/2011 22:16 62.1	04/02/2011 15:26 64.2
30/01/2011 13:41 67.0	30/01/2011 22:51 63.7	02/02/2011 20:01 65.1	03/02/2011 13:11 63.8	03/02/2011 22:21 64.4	04/02/2011 15:31 63.8
30/01/2011 13:46 68.4	30/01/2011 22:56 64.4	02/02/2011 20:06 63.5	03/02/2011 13:16 63.9	03/02/2011 22:26 62.4	04/02/2011 15:36 64.0
30/01/2011 13:51 65.7	31/01/2011 19:01 65.6	02/02/2011 20:11 63.4	03/02/2011 13:21 63.6	03/02/2011 22:31 62.3	04/02/2011 15:41 65.0
30/01/2011 13:56 64.4	31/01/2011 19:06 64.8	02/02/2011 20:16 65.3	03/02/2011 13:26 63.6	03/02/2011 22:36 61.9	04/02/2011 15:46 63.8
30/01/2011 14:01 64.3	31/01/2011 19:11 64.8	02/02/2011 20:21 63.7	03/02/2011 13:31 63.0	03/02/2011 22:41 62.5	04/02/2011 15:51 64.0
30/01/2011 14:06 66.3	31/01/2011 19:16 64.6	02/02/2011 20:26 63.2	03/02/2011 13:36 63.9	03/02/2011 22:46 62.3	04/02/2011 15:56 63.8
30/01/2011 14:11 66.2	31/01/2011 19:21 65.1	02/02/2011 20:31 63.4	03/02/2011 13:41 63.0	03/02/2011 22:51 64.2	04/02/2011 16:01 63.6
30/01/2011 14:16 63.2	31/01/2011 19:26 63.6	02/02/2011 20:36 63.0	03/02/2011 13:46 63.1	03/02/2011 22:56 62.4	04/02/2011 16:06 63.9
30/01/2011 14:21 59.6	31/01/2011 19:31 65.8	02/02/2011 20:41 63.4	03/02/2011 13:51 63.1	04/02/2011 07:01 60.5	04/02/2011 16:11 64.1
30/01/2011 14:26 62.7	31/01/2011 19:36 63.6	02/02/2011 20:46 63.5	03/02/2011 13:56 63.4	04/02/2011 07:06 62.9	04/02/2011 16:16 64.4
30/01/2011 14:31 63.8	31/01/2011 19:41 64.2	02/02/2011 20:51 63.4	03/02/2011 14:01 63.4	04/02/2011 07:11 62.5	04/02/2011 16:21 64.3
30/01/2011 14:36 66.0	31/01/2011 19:46 63.5	02/02/2011 20:56 63.8	03/02/2011 14:06 62.6	04/02/2011 07:16 63.3	04/02/2011 16:26 65.7
30/01/2011 14:41 65.8	31/01/2011 19:51 64.0	02/02/2011 21:01 63.4	03/02/2011 14:11 63.2	04/02/2011 07:21 64.3	04/02/2011 16:31 64.6
30/01/2011 14:46 63.3	31/01/2011 19:56 65.1	02/02/2011 21:06 64.8	03/02/2011 14:16 62.7	04/02/2011 07:26 62.0	04/02/2011 16:36 64.8
30/01/2011 14:51 69.3	31/01/2011 20:01 65.3	02/02/2011 21:11 63.3	03/02/2011 14:21 62.5	04/02/2011 07:31 61.2	04/02/2011 16:41 65.7
30/01/2011 14:56 66.0	31/01/2011 20:06 67.1	02/02/2011 21:16 64.5	03/02/2011 14:26 62.5	04/02/2011 07:36 63.5	04/02/2011 16:46 66.7
30/01/2011 15:01 64.0	31/01/2011 20:11 66.2	02/02/2011 21:21 63.3	03/02/2011 14:31 63.2	04/02/2011 07:41 61.6	04/02/2011 16:51 65.0
30/01/2011 15:06 67.1	31/01/2011 20:16 64.5	02/02/2011 21:26 64.0	03/02/2011 14:36 62.6	04/02/2011 07:46 62.5	04/02/2011 16:56 64.8
30/01/2011 15:11 62.0	31/01/2011 20:21 65.0	02/02/2011 21:31 64.0	03/02/2011 14:41 62.8	04/02/2011 07:51 63.1	04/02/2011 17:01 65.3
30/01/2011 15:16 65.8	31/01/2011 20:26 64.7	02/02/2011 21:36 63.4	03/02/2011 14:46 61.5	04/02/2011 07:56 63.6	04/02/2011 17:06 65.2
30/01/2011 15:21 65.1	31/01/2011 20:31 65.2	02/02/2011 21:41 64.0	03/02/2011 14:51 61.9	04/02/2011 08:01 62.1	04/02/2011 17:11 65.5
30/01/2011 15:26 66.0	31/01/2011 20:36 64.1	02/02/2011 21:46 64.4	03/02/2011 14:56 61.8	04/02/2011 08:06 64.6	04/02/2011 17:16 64.6
30/01/2011 15:31 66.5	31/01/2011 20:41 64.6	02/02/2011 21:51 65.0	03/02/2011 15:01 61.9	04/02/2011 08:11 63.1	04/02/2011 17:21 63.8
30/01/2011 15:36 69.1	31/01/2011 20:46 64.9	02/02/2011 21:56 63.5	03/02/2011 15:06 61.9	04/02/2011 08:16 62.7	04/02/2011 17:26 64.7
30/01/2011 15:41 64.8	31/01/2011 20:51 65.8	02/02/2011 22:01 64.0	03/02/2011 15:11 62.5	04/02/2011 08:21 64.3	04/02/2011 17:31 65.4
30/01/2011 15:46 64.2	31/01/2011 20:56 64.4	02/02/2011 22:06 63.6	03/02/2011 15:16 62.1	04/02/2011 08:26 62.6	04/02/2011 17:36 64.7
30/01/2011 15:51 57.7	31/01/2011 21:01 64.4	02/02/2011 22:11 63.5	03/02/2011 15:21 62.0	04/02/2011 08:31 63.1	04/02/2011 17:41 65.4
30/01/2011 15:56 60.0	31/01/2011 21:06 64.1	02/02/2011 22:16 63.7	03/02/2011 15:26 61.9	04/02/2011 08:36 62.5	04/02/2011 17:46 64.5
30/01/2011 16:01 51.9	31/01/2011 21:11 64.1	02/02/2011 22:21 63.3	03/02/2011 15:31 63.0	04/02/2011 08:41 62.6	04/02/2011 17:51 65.5
30/01/2011 16:06 68.4	31/01/2011 21:16 64.1	02/02/2011 22:26 64.4	03/02/2011 15:36 63.0	04/02/2011 08:46 62.5	04/02/2011 17:56 64.9
30/01/2011 16:11 65.8	31/01/2011 21:21 64.0	02/02/2011 22:31 63.8	03/02/2011 15:41 61.5	04/02/2011 08:51 61.9	04/02/2011 18:01 64.7
30/01/2011 16:16 68.0	31/01/2011 21:26 64.0	02/02/2011 22:36 65.4	03/02/2011 15:46 64.1	04/02/2011 08:56 62.3	04/02/2011 18:06 64.9
30/01/2011 16:21 63.4	31/01/2011 21:31 64.2	02/02/2011 22:41 64.4	03/02/2011 15:51 62.8	04/02/2011 09:01 61.9	04/02/2011 18:11 64.4
30/01/2011 16:26 64.0	31/01/2011 21:36 65.3	02/02/2011 22:46 63.8	03/02/2011 15:56 61.9	04/02/2011 09:06 63.1	04/02/2011 18:16 64.7
30/01/2011 16:31 67.0	31/01/2011 21:41 64.7	02/02/2011 22:51 63.6	03/02/2011 16:01 64.0	04/02/2011 09:11 63.0	04/02/2011 18:21 66.7
30/01/2011 16:36 66.7	31/01/2011 21:46 64.5	02/02/2011 22:56 63.9	03/02/2011 16:06 63.6	04/02/2011 09:16 62.3	04/02/2011 18:26 65.5
30/01/2011 16:41 66.9	31/01/2011 21:51 65.4	03/02/2011 07:01 61.3	03/02/2011 16:11 63.3	04/02/2011 09:21 63.5	04/02/2011 18:31 65.2
30/01/2011 16:46 67.2	31/01/2011 21:56 65.0	03/02/2011 07:06 62.7	03/02/2011 16:16 63.5	04/02/2011 09:26 62.9	04/02/2011 18:36 65.1

Real-time Noise Data RTN1 (FEHD Hong Kong Transport Section Whitefield Depot)

04/02/2011 18:41 65.0	05/02/2011 11:51 63.5	05/02/2011 21:01 62.9	06/02/2011 14:11 63.3	07/02/2011 19:21 65.8	09/02/2011 20:31 64.7
04/02/2011 18:46 66.0	05/02/2011 11:56 63.5	05/02/2011 21:06 63.1	06/02/2011 14:16 63.5	07/02/2011 19:26 66.0	09/02/2011 20:36 64.1
04/02/2011 18:51 64.6	05/02/2011 12:01 63.4	05/02/2011 21:11 63.1	06/02/2011 14:21 63.7	07/02/2011 19:31 66.7	09/02/2011 20:41 63.7
04/02/2011 18:56 64.4	05/02/2011 12:06 64.3	05/02/2011 21:16 63.2	06/02/2011 14:26 63.6	07/02/2011 19:36 65.8	09/02/2011 20:46 63.6
04/02/2011 19:01 64.2	05/02/2011 12:11 63.1	05/02/2011 21:21 63.2	06/02/2011 14:31 63.8	07/02/2011 19:41 66.0	09/02/2011 20:51 63.9
04/02/2011 19:06 65.8	05/02/2011 12:16 63.5	05/02/2011 21:26 63.0	06/02/2011 14:36 63.6	07/02/2011 19:46 65.3	09/02/2011 20:56 63.7
04/02/2011 19:11 64.6	05/02/2011 12:21 63.0	05/02/2011 21:31 63.3	06/02/2011 14:41 64.3	07/02/2011 19:51 65.9	09/02/2011 21:01 63.7
04/02/2011 19:16 65.0	05/02/2011 12:26 63.3	05/02/2011 21:36 63.5	06/02/2011 14:46 63.8	07/02/2011 19:56 65.2	09/02/2011 21:06 64.3
04/02/2011 19:21 64.8	05/02/2011 12:31 63.2	05/02/2011 21:41 63.8	06/02/2011 14:51 65.6	07/02/2011 20:01 64.9	09/02/2011 21:11 63.4
04/02/2011 19:26 64.2	05/02/2011 12:36 63.3	05/02/2011 21:46 63.5	06/02/2011 14:56 63.7	07/02/2011 20:06 65.8	09/02/2011 21:16 63.5
04/02/2011 19:31 65.0	05/02/2011 12:41 64.5	05/02/2011 21:51 63.6	06/02/2011 15:01 63.6	07/02/2011 20:11 66.1	09/02/2011 21:21 63.3
04/02/2011 19:36 65.4	05/02/2011 12:46 63.4	05/02/2011 21:56 63.7	06/02/2011 15:06 64.2	07/02/2011 20:16 65.5	09/02/2011 21:26 64.1
04/02/2011 19:41 64.1	05/02/2011 12:51 63.7	05/02/2011 22:01 63.4	06/02/2011 15:11 64.2	07/02/2011 20:21 65.0	09/02/2011 21:31 63.3
04/02/2011 19:46 64.3	05/02/2011 12:56 63.2	05/02/2011 22:06 62.7	06/02/2011 15:16 63.7	07/02/2011 20:26 65.9	09/02/2011 21:36 63.9
04/02/2011 19:51 63.7	05/02/2011 13:01 63.5	05/02/2011 22:11 63.5	06/02/2011 15:21 64.0	07/02/2011 20:31 65.5	09/02/2011 21:41 63.8
04/02/2011 19:56 63.7	05/02/2011 13:06 62.9	05/02/2011 22:16 63.1	06/02/2011 15:26 64.0	07/02/2011 20:36 65.6	09/02/2011 21:46 64.2
04/02/2011 20:01 79.8*	05/02/2011 13:11 63.2	05/02/2011 22:21 63.0	06/02/2011 15:31 64.2	07/02/2011 20:41 65.3	09/02/2011 21:51 64.5
04/02/2011 20:06 74.7*	05/02/2011 13:16 63.0	05/02/2011 22:26 63.4	06/02/2011 15:36 63.6	07/02/2011 20:46 65.2	09/02/2011 21:56 63.7
04/02/2011 20:11 76.5*	05/02/2011 13:21 63.3	05/02/2011 22:31 63.6	06/02/2011 15:41 63.3	07/02/2011 20:51 64.8	09/02/2011 22:01 64.0
04/02/2011 20:16 78.9*	05/02/2011 13:26 63.4	05/02/2011 22:36 62.6	06/02/2011 15:46 63.9	07/02/2011 20:56 64.8	09/02/2011 22:06 63.9
04/02/2011 20:21 82.1*	05/02/2011 13:31 63.3	05/02/2011 22:41 64.0	06/02/2011 15:51 63.2	07/02/2011 21:01 65.1	09/02/2011 22:11 64.4
04/02/2011 20:26 67.6	05/02/2011 13:36 63.4	05/02/2011 22:46 63.7	06/02/2011 15:56 63.0	07/02/2011 21:06 64.4	09/02/2011 22:16 63.8
04/02/2011 20:31 65.6	05/02/2011 13:41 63.0	05/02/2011 22:51 63.0	06/02/2011 16:01 63.4	07/02/2011 21:11 64.9	09/02/2011 22:21 63.2
04/02/2011 20:36 65.4	05/02/2011 13:46 63.9	05/02/2011 22:56 63.6	06/02/2011 16:06 64.0	07/02/2011 21:16 64.1	09/02/2011 22:26 64.1
04/02/2011 20:41 64.1	05/02/2011 13:51 63.2	06/02/2011 07:01 61.3	06/02/2011 16:11 64.3	07/02/2011 21:21 64.6	09/02/2011 22:31 63.3
04/02/2011 20:46 64.3	05/02/2011 13:56 64.0	06/02/2011 07:06 61.8	06/02/2011 16:16 63.7	07/02/2011 21:26 65.4	09/02/2011 22:36 63.8
04/02/2011 20:51 64.1	05/02/2011 14:01 64.4	06/02/2011 07:11 61.8	06/02/2011 16:21 64.1	07/02/2011 21:31 64.9	09/02/2011 22:41 63.5
04/02/2011 20:56 63.8	05/02/2011 14:06 63.5	06/02/2011 07:16 62.4	06/02/2011 16:26 64.2	07/02/2011 21:36 65.0	09/02/2011 22:46 63.7
04/02/2011 21:01 64.8	05/02/2011 14:11 63.6	06/02/2011 07:21 63.4	06/02/2011 16:31 64.1	07/02/2011 21:41 65.2	09/02/2011 22:51 62.9
04/02/2011 21:06 65.2	05/02/2011 14:16 64.1	06/02/2011 07:26 63.8	06/02/2011 16:36 63.8	07/02/2011 21:46 65.3	09/02/2011 22:56 64.7
04/02/2011 21:11 64.9	05/02/2011 14:21 63.4	06/02/2011 07:31 63.7	06/02/2011 16:41 63.4	07/02/2011 21:51 65.2	10/02/2011 19:01 64.2
04/02/2011 21:16 65.0	05/02/2011 14:26 63.6	06/02/2011 07:36 61.7	06/02/2011 16:46 63.4	07/02/2011 21:56 65.7	10/02/2011 19:06 64.0
04/02/2011 21:21 65.8	05/02/2011 14:31 64.0	06/02/2011 07:41 63.2	06/02/2011 16:51 63.3	07/02/2011 22:01 65.1	10/02/2011 19:11 64.0
04/02/2011 21:26 64.4	05/02/2011 14:36 63.3	06/02/2011 07:46 63.0	06/02/2011 16:56 65.2	07/02/2011 22:06 64.5	10/02/2011 19:16 64.6
04/02/2011 21:31 63.5	05/02/2011 14:41 64.6	06/02/2011 07:51 62.5	06/02/2011 17:01 63.3	07/02/2011 22:11 65.9	10/02/2011 19:21 64.8
04/02/2011 21:36 63.7	05/02/2011 14:46 64.0	06/02/2011 07:56 62.8	06/02/2011 17:06 63.9	07/02/2011 22:16 64.9	10/02/2011 19:26 65.0
04/02/2011 21:41 64.4	05/02/2011 14:51 64.2	06/02/2011 08:01 63.1	06/02/2011 17:11 64.1	07/02/2011 22:21 65.4	10/02/2011 19:31 64.1
04/02/2011 21:46 65.0	05/02/2011 14:56 64.5	06/02/2011 08:06 62.6	06/02/2011 17:16 63.6	07/02/2011 22:26 64.6	10/02/2011 19:36 64.6
04/02/2011 21:51 63.2	05/02/2011 15:01 63.0	06/02/2011 08:11 62.3	06/02/2011 17:21 63.5	07/02/2011 22:31 65.3	10/02/2011 19:41 65.1
04/02/2011 21:56 63.7	05/02/2011 15:06 63.2	06/02/2011 08:16 63.0	06/02/2011 17:26 63.5	07/02/2011 22:36 65.2	10/02/2011 19:46 65.6
04/02/2011 22:01 63.5	05/02/2011 15:11 63.5	06/02/2011 08:21 62.4	06/02/2011 17:31 63.4	07/02/2011 22:41 64.9	10/02/2011 19:51 65.2
04/02/2011 22:06 62.9	05/02/2011 15:16 63.7	06/02/2011 08:26 63.6	06/02/2011 17:36 64.3	07/02/2011 22:46 64.7	10/02/2011 19:56 66.1
04/02/2011 22:11 62.8	05/02/2011 15:21 63.4	06/02/2011 08:31 63.2	06/02/2011 17:41 63.3	07/02/2011 22:51 65.1	10/02/2011 20:01 65.4
04/02/2011 22:16 62.6	05/02/2011 15:26 63.5	06/02/2011 08:36 63.4	06/02/2011 17:46 63.5	07/02/2011 22:56 64.4	10/02/2011 20:06 64.7
04/02/2011 22:21 63.0	05/02/2011 15:31 63.9	06/02/2011 08:41 63.7	06/02/2011 17:51 63.8	08/02/2011 19:01 65.3	10/02/2011 20:11 64.6
04/02/2011 22:26 62.4	05/02/2011 15:36 63.6	06/02/2011 08:46 64.2	06/02/2011 17:56 63.7	08/02/2011 19:06 64.6	10/02/2011 20:16 64.7
04/02/2011 22:31 61.9	05/02/2011 15:41 63.1	06/02/2011 08:51 62.7	06/02/2011 18:01 63.9	08/02/2011 19:11 64.5	10/02/2011 20:21 64.2
04/02/2011 22:36 62.9	05/02/2011 15:46 63.7	06/02/2011 08:56 63.2	06/02/2011 18:06 65.0	08/02/2011 19:16 64.8	10/02/2011 20:26 65.4
04/02/2011 22:41 61.8	05/02/2011 15:51 63.8	06/02/2011 09:01 68.7	06/02/2011 18:11 64.4	08/02/2011 19:21 63.2	10/02/2011 20:31 64.2
04/02/2011 22:46 62.6	05/02/2011 15:56 63.6	06/02/2011 09:06 63.4	06/02/2011 18:16 63.4	08/02/2011 19:26 63.7	10/02/2011 20:36 64.4
04/02/2011 22:51 62.8	05/02/2011 16:01 63.7	06/02/2011 09:11 63.9	06/02/2011 18:21 64.1	08/02/2011 19:31 63.4	10/02/2011 20:41 64.3
04/02/2011 22:56 63.3	05/02/2011 16:06 63.3	06/02/2011 09:16 63.3	06/02/2011 18:26 63.6	08/02/2011 19:36 63.9	10/02/2011 20:46 63.6
05/02/2011 07:01 62.5	05/02/2011 16:11 63.5	06/02/2011 09:21 63.0	06/02/2011 18:31 63.9	08/02/2011 19:41 64.5	10/02/2011 20:51 64.0
05/02/2011 07:06 61.6	05/02/2011 16:16 63.4	06/02/2011 09:26 63.2	06/02/2011 18:36 64.0	08/02/2011 19:46 64.4	10/02/2011 20:56 63.6
05/02/2011 07:11 62.0	05/02/2011 16:21 63.8	06/02/2011 09:31 63.5	06/02/2011 18:41 63.8	08/02/2011 19:51 65.2	10/02/2011 21:01 64.0
05/02/2011 07:16 61.2	05/02/2011 16:26 63.4	06/02/2011 09:36 64.2	06/02/2011 18:46 64.1	08/02/2011 19:56 64.2	10/02/2011 21:06 64.0
05/02/2011 07:21 63.4	05/02/2011 16:31 63.1	06/02/2011 09:41 63.3	06/02/2011 18:51 63.6	08/02/2011 20:01 64.2	10/02/2011 21:11 63.8
05/02/2011 07:26 65.0	05/02/2011 16:36 63.8	06/02/2011 09:46 63.9	06/02/2011 18:56 63.4	08/02/2011 20:06 64.5	10/02/2011 21:16 63.7
05/02/2011 07:31 64.9	05/02/2011 16:41 63.5	06/02/2011 09:51 65.6	06/02/2011 19:01 63.4	08/02/2011 20:11 65.0	10/02/2011 21:21 63.5
05/02/2011 07:36 62.5	05/02/2011 16:46 64.0	06/02/2011 09:56 63.8	06/02/2011 19:06 63.4	08/02/2011 20:16 64.4	10/02/2011 21:26 64.1
05/02/2011 07:41 63.1	05/02/2011 16:51 63.8	06/02/2011 10:01 64.5	06/02/2011 19:11 64.2	08/02/2011 20:21 64.2	10/02/2011 21:31 64.0
05/02/2011 07:46 62.3	05/02/2011 16:56 63.5	06/02/2011 10:06 64.1	06/02/2011 19:16 63.5	08/02/2011 20:26 64.5	10/02/2011 21:36 64.2
05/02/2011 07:51 62.2	05/02/2011 17:01 63.3	06/02/2011 10:11 64.1	06/02/2011 19:21 63.6	08/02/2011 20:31 64.8	10/02/2011 21:41 63.8
05/02/2011 07:56 63.4	05/02/2011 17:06 63.9	06/02/2011 10:16 64.0	06/02/2011 19:26 64.6	08/02/2011 20:36 63.8	10/02/2011 21:46 64.6
05/02/2011 08:01 68.3	05/02/2011 17:11 63.6	06/02/2011 10:21 64.5	06/02/2011 19:31 64.3	08/02/2011 20:41 63.6	10/02/2011 21:51 64.0
05/02/2011 08:06 64.1	05/02/2011 17:16 63.4	06/02/2011 10:26 64.3	06/02/2011 19:36 64.4	08/02/2011 20:46 63.2	10/02/2011 21:56 64.2
05/02/2011 08:11 62.3	05/02/2011 17:21 65.9	06/02/2011 10:31 64.0	06/02/2011 19:41 64.6	08/02/2011 20:51 63.7	10/02/2011 22:01 64.2
05/02/2011 08:16 63.6	05/02/2011 17:26 64.9	06/02/2011 10:36 64.3	06/02/2011 19:46 64.0	08/02/2011 20:56 63.8	10/02/2011 22:06 64.4
05/02/2011 08:21 63.2	05/02/2011 17:31 64.0	06/02/2011 10:41 64.9	06/02/2011 19:51 64.4	08/02/2011 21:01 63.5	10/02/2011 22:11 63.8
05/02/2011 08:26 63.6	05/02/2011 17:36 63.6	06/02/2011 10:46 64.4	06/02/2011 19:56 66.1	08/02/2011 21:06 63.7	10/02/2011 22:16 65.3
05/02/2011 08:31 63.3	05/02/2011 17:41 64.6	06/02/2011 10:51 64.1	06/02/2011 20:01 64.2	08/02/2011 21:11 63.4	10/02/2011 22:21 64.1
05/02/2011 08:36 63.7	05/02/2011 17:46 63.9	06/02/2011 10:56 64.3	06/02/2011 20:06 63.9	08/02/2011 21:16 63.4	10/02/2011 22:26 64.2
05/02/2011 08:41 62.5	05/02/2011 17:51 63.8	06/02/2011 11:01 64.1	06/02/2011 20:11 64.5	08/02/2011 21:21 66.6	10/02/2011 22:31 64.4
05/02/2011 08:46 62.8	05/02/2011 17:56 63.6	06/02/2011 11:06 63.8	06/02/2011 20:16 62.9	08/02/2011 21:26 63.6	10/02/2011 22:36 63.9
05/02/2011 08:51 63.0	05/02/2011 18:01 63.4	06/02/2011 11:11 64.1	06/02/2011 20:21 63.8	08/02/2011 21:31 65.4	10/02/2011 22:41 63.6
05/02/2011 08:56 62.8	05/02/2011 18:06 64.0	06/02/2011 11:16 63.9	06/02/2011 20:26 63.6	08/02/2011 21:36 63.7	10/02/2011 22:46 63.7
05/02/2011 09:01 64.0	05/02/2011 18:11 63.3	06/02/2011 11:21 63.8	06/02/2011 20:31 62.6	08/02/2011 21:41 64.2	10/02/2011 22:51 64.1
05/02/2011 09:06 62.1	05/02/2011 18:16 63.0	06/02/2011 11:26 64.3	06/02/2011 20:36 65.6	08/02/2011 21:46 65.0	10/02/2011 22:56 63.6
05/02/2011 09:11 62.9	05/02/2011 18:21 63.6	06/02/2011 11:31 63.7	06/02/2011 20:41 63.8	08/02/2011 21:51 64.8	11/02/2011 19:01 62.5
05/02/2011 09:16 63.6	05/02/2011 18:26 63.9	06/02/2011 11:36 63.9	06/02/2011 20:46 63.4	08/02/2011 21:56 64.1	11/02/2011 19:06 63.6
05/02/2011 09:21 63.3	05/02/2011 18:31 63.3	06/02/2011 11:41 65.9	06/02/2011 20:51 62.9	08/02/2011 22:01 63.6	11/02/2011 19:11 62.3
05/02/2011 09:26 63.3	05/02/2011 18:36 64.2	06/02/2011 11:46 65.0	06/02/2011 20:56 63.3	08/02/2011 22:06 63.6	11/02/2011 19:16 63.4
05/02/2011 09:31 63.3	05/02/2011 18:41 63.2	06/02/2011 11:51 64.1	06/02/2011 21:01 64.1	08/02/2011 22:11 63.7	11/02/2011 19:21 63.5
05/02/2011 09:36 63.4	05/02/2011 18:46 64.7	06/02/2011 11:56 64.1	06/02/2011 21:06 63.0	08/02/2011 22:16 63.9	11/02/2011 19:26 65.0
05/02/2011 09:41 64.5	05/02/2011 18:51 63.3	06/02/2011 12:01 64.7	06/02/2011 21:11 63.2	08/02/2011 22:21 64.0	11/02/2011 19:31 64.7
05/02/2011 09:46 63.5	05/02/2011 18:56 63.8	06/02/2011 12:06 64.8	06/02/2011 21:16 63.3	08/02/2011 22:26 63.6	11/02/2011 19:36 64.7
05/02/2011 09:51 63.8	05/02/2011 19:01 64.1	06/02/2011 12:11 64.0	06/02/2011 21:21 63.0	08/02/2011 22:31 63.2	11/02/2011 19:41 65.3
05/02/2011 09:56 63.1	05/02/2011 19:06 63.7	06/02/2011 12:16 64.2	06/02/2011 21:26 63.8	08/02/2011 22:36 63.8	11/02/2011 19:46 66.1
05/02/2011 10:01 63.3	05/02/2011 19:11 64.0	06/02/2011 12:21 64.1	06/02/2011 21:31 63.2	08/02/2011 22:41 63.5	11/02/2011 19:51 66.8
05/02/2011 10:06 62.7	05/02/2011 19:16 63.1	06/02/2011 12:26 63.9	06/02/2011 21:36 63.3	08/02/2011 22:46 67.6	11/02/2011 19:56 65.7
05/02/2011 10:11 63.0	05/02/2011 19:21 63.8	06/02/2011 12:31 63.9	06/02/2011 21:41 63.1	08/02/2011 22:51 63.9	11/02/2011 20:01 66.3
05/02/2011 10:16 62.9	05/02/2011 19:26 64.7	06/02/2011 12:36 63.8	06/02/2011 21:46 63.3	08/02/2011 22:56 63.6	11/02/2011 20:06 66.1
05/02/2011 10:21 64.3	05/02/2011 19:31 63.7	06/02/2011 12:41 64.1	06/02/2011 21:51 64.3	09/02/2011 19:01 65.4	11/02/2011 20:11 66.0
05/02/2011 10:26 64.8	05/02/2011 19:36 63.1	06/02/2011 12:46 63.9	06/02/2011 21:56 63.5	09/02/2011 19:06 65.3	11/02/2011 20:16 66.1
05/02/2011 10:31 63.0	05/02/2011 19:41 64.0	06/02/2011 12:51 63.2	06/02/2011 22:01 63.8	09/02/2011 19:11 65.9	11/02/2011 20:21 66.3
05/02/2011 10:36 66.4	05/02/2011 19:46 63.9	06/02/2011 12:56 64.2	06/02/2011 22:06 63.4	09/02/2011 19:16 66.5	11/02/2011 20:26 66.7
05/02/2011 10:41 63.4	05/02/2011 19:51 63.5	06/02/2011 13:01 63.4	06/02/2011 22:11 63.2	09/02/2011 19:21 66.7	11/02/2011 20:31 65.9
05/02/2011 10:46 63.4	05/02/2011 19:56 63.0	06/02/2011 13:06 63.7	06/02/2011 22:16 63.3	09/02/2011 19:26 68.0	11/02/2011 20:36 66.7
05/02/2011 10:51 63.5	05/02/2011 20:01 62.9	06/02/2011 13:11 63.3	06/02/2011 22:21 63.7	09/02/2011 19:31 67.2	11/02/2011 20:41 65.2
05/02/2011 10:56 63.0	05/02/2011 20:06 63.8	06/02/2011 13:16 64.3	06/02/2011 22:26 63.0	09/02/2011 19:36 67.2	11/02/2011 20:46 65.2
05/02/2011 11:01 63.1	05/02/2011 20:11 63.3	06/02/2011 13:21 63.6	06/02/2011 22:31 63.6	09/02/2011 19:41 66.5	11/02/2011 20:51 65.3
05/02/2011 11:06 62.9	05/02/2011 20:16 62.2	06/02/2011 13:26 63.7	06/02/2011 22:36 63.7	09/02/2011 19:46 65.7	11/02/2011 20:56 65.2
05/02/2011 11:11 63.6	05/02/2011 20:21 62.7	06/02/2011 13:31 63.5	06/02/2011 22:41 62.9	09/02/2011 19:51 65.3	11/02/2011 21:01 65.1
05/02/2011 11:16 63.7	05/02/2011 20:26 63.0	06/02/2011 13:36 64.3	06/02/2011 22:46 63.2	09/02/2011 19:56 66.4	11/02/2011 21:06 65.3
05/02/2011 11:21 63.6	05/02/2011 20:31 62.3	06/02/2011 13:41 63.9	06/02/2011 22:51 64.0	09/02/2011 20:01 64.7	11/02/2011 21:11 65.1
05/02/2011 11:26 65.4	05/02/2011 20:36 62.7	06/02/2011 13:46 63.2	06/02/2011 22:56 63.7	09/02/2011 20:06 64.4	11/02/2011 21:16 64.8
05/02/2011 11:31 64.1	05/02/2011 20:41 64.3	06/02/2011 13:51 64.1	07/02/2011 19:01 66.3	09/02/2011 20:11 64.0	11/02/2011 21:21 65.1
05/02/2011 11:36 66.3	05/02/2011 20:46 62.7	06/02/2011 13:56 63.8	07/02/2011 19:06 66.0	09/02/2011 20:16 63.9	11/02/2011 21:26 65.6
05/02/2011 11:41 63.7	05/02/2011 20:51 64.4	06/02/2011 14:01 63.3	07/02/2011 19:11 65.9	09/02/2011 20:21 63.8	11/02/2011 21:31 65.1
05/02/2011 11:46 63.9	05/02/2011 20:56 63.6	06/02/2011 14:06 63.4	07/02/2011 19:16 65.8	09/02/2011 20:26 64.3	11/02/2011 21:36 66.5

Real-time Noise Data RTN1 (FEHD Hong Kong Transport Section Whitefield Depot)

11/02/2011 21:41 65.1	13/02/2011 10:51 64.2	13/02/2011 20:01 65.1	15/02/2011 21:11 64.3	17/02/2011 22:21 64.0	20/02/2011 07:31 54.1
11/02/2011 21:46 65.7	13/02/2011 10:56 64.7	13/02/2011 20:06 65.4	15/02/2011 21:16 64.4	17/02/2011 22:26 64.5	20/02/2011 07:36 53.4
11/02/2011 21:51 65.7	13/02/2011 11:01 64.4	13/02/2011 20:11 65.1	15/02/2011 21:21 64.0	17/02/2011 22:31 63.6	20/02/2011 07:41 52.2
11/02/2011 21:56 64.6	13/02/2011 11:06 65.4	13/02/2011 20:16 65.5	15/02/2011 21:26 64.0	17/02/2011 22:36 64.5	20/02/2011 07:46 59.3
11/02/2011 22:01 64.9	13/02/2011 11:11 65.0	13/02/2011 20:21 65.5	15/02/2011 21:31 63.9	17/02/2011 22:41 64.1	20/02/2011 07:51 64.8
11/02/2011 22:06 64.7	13/02/2011 11:16 65.3	13/02/2011 20:26 64.6	15/02/2011 21:36 64.3	17/02/2011 22:46 64.7	20/02/2011 07:56 57.0
11/02/2011 22:11 65.6	13/02/2011 11:21 64.6	13/02/2011 20:31 65.0	15/02/2011 21:41 64.3	17/02/2011 22:51 66.2	20/02/2011 08:01 53.4
11/02/2011 22:16 65.2	13/02/2011 11:26 65.0	13/02/2011 20:36 65.5	15/02/2011 21:46 64.5	17/02/2011 22:56 64.6	20/02/2011 08:06 54.4
11/02/2011 22:21 64.8	13/02/2011 11:31 64.9	13/02/2011 20:41 66.0	15/02/2011 21:51 64.2	18/02/2011 19:01 63.3	20/02/2011 08:11 54.6
11/02/2011 22:26 65.6	13/02/2011 11:36 64.2	13/02/2011 20:46 65.0	15/02/2011 21:56 64.4	18/02/2011 19:06 63.0	20/02/2011 08:16 62.1
11/02/2011 22:31 64.6	13/02/2011 11:41 63.9	13/02/2011 20:51 64.5	15/02/2011 22:01 64.1	18/02/2011 19:11 63.6	20/02/2011 08:21 60.0
11/02/2011 22:36 65.4	13/02/2011 11:46 63.5	13/02/2011 20:56 64.7	15/02/2011 22:06 64.5	18/02/2011 19:16 64.2	20/02/2011 08:26 58.3
11/02/2011 22:41 64.6	13/02/2011 11:51 64.1	13/02/2011 21:01 65.2	15/02/2011 22:11 64.4	18/02/2011 19:21 63.5	20/02/2011 08:31 56.9
11/02/2011 22:46 64.2	13/02/2011 11:56 63.7	13/02/2011 21:06 64.8	15/02/2011 22:16 64.7	18/02/2011 19:26 64.1	20/02/2011 08:36 60.2
11/02/2011 22:51 64.0	13/02/2011 12:01 63.7	13/02/2011 21:11 64.8	15/02/2011 22:21 63.7	18/02/2011 19:31 64.8	20/02/2011 08:41 61.4
11/02/2011 22:56 64.5	13/02/2011 12:06 63.1	13/02/2011 21:16 64.9	15/02/2011 22:26 64.5	18/02/2011 19:36 65.0	20/02/2011 08:46 54.0
12/02/2011 19:01 63.6	13/02/2011 12:11 63.7	13/02/2011 21:21 65.3	15/02/2011 22:31 64.0	18/02/2011 19:41 63.4	20/02/2011 08:51 57.5
12/02/2011 19:06 64.3	13/02/2011 12:16 63.9	13/02/2011 21:26 65.1	15/02/2011 22:36 64.4	18/02/2011 19:46 64.6	20/02/2011 08:56 53.2
12/02/2011 19:11 64.2	13/02/2011 12:21 63.7	13/02/2011 21:31 64.8	15/02/2011 22:41 64.2	18/02/2011 19:51 64.5	20/02/2011 09:01 53.2
12/02/2011 19:16 64.4	13/02/2011 12:26 64.0	13/02/2011 21:36 65.4	15/02/2011 22:46 63.8	18/02/2011 19:56 64.6	20/02/2011 09:06 55.7
12/02/2011 19:21 63.9	13/02/2011 12:31 63.9	13/02/2011 21:41 65.1	15/02/2011 22:51 64.0	18/02/2011 20:01 64.3	20/02/2011 09:11 55.3
12/02/2011 19:26 64.5	13/02/2011 12:36 64.8	13/02/2011 21:46 65.5	15/02/2011 22:56 64.2	18/02/2011 20:06 64.9	20/02/2011 09:16 57.4
12/02/2011 19:31 64.5	13/02/2011 12:41 64.6	13/02/2011 21:51 66.1	16/02/2011 19:01 66.6	18/02/2011 20:11 64.9	20/02/2011 09:21 58.6
12/02/2011 19:36 65.1	13/02/2011 12:46 65.2	13/02/2011 21:56 64.8	16/02/2011 19:06 66.2	18/02/2011 20:16 65.2	20/02/2011 09:26 59.6
12/02/2011 19:41 64.7	13/02/2011 12:51 65.5	13/02/2011 22:01 64.9	16/02/2011 19:11 66.1	18/02/2011 20:21 64.7	20/02/2011 09:31 58.5
12/02/2011 19:46 64.8	13/02/2011 12:56 65.6	13/02/2011 22:06 65.1	16/02/2011 19:16 65.6	18/02/2011 20:26 65.0	20/02/2011 09:36 59.4
12/02/2011 19:51 64.9	13/02/2011 13:01 66.2	13/02/2011 22:11 65.0	16/02/2011 19:21 65.7	18/02/2011 20:31 64.6	20/02/2011 09:41 62.1
12/02/2011 19:56 64.7	13/02/2011 13:06 66.2	13/02/2011 22:16 65.1	16/02/2011 19:26 65.5	18/02/2011 20:36 65.1	20/02/2011 09:46 61.1
12/02/2011 20:01 64.3	13/02/2011 13:11 67.5	13/02/2011 22:21 64.9	16/02/2011 19:31 65.6	18/02/2011 20:41 64.7	20/02/2011 09:51 59.9
12/02/2011 20:06 64.3	13/02/2011 13:16 67.4	13/02/2011 22:26 65.2	16/02/2011 19:36 66.6	18/02/2011 20:46 64.2	20/02/2011 09:56 58.6
12/02/2011 20:11 63.8	13/02/2011 13:21 68.2	13/02/2011 22:31 65.2	16/02/2011 19:41 65.7	18/02/2011 20:51 64.3	20/02/2011 10:01 58.5
12/02/2011 20:16 64.0	13/02/2011 13:26 48.7	13/02/2011 22:36 65.0	16/02/2011 19:46 65.5	18/02/2011 20:56 64.6	20/02/2011 10:06 59.3
12/02/2011 20:21 63.9	13/02/2011 13:31 67.2	13/02/2011 22:41 64.3	16/02/2011 19:51 65.6	18/02/2011 21:01 64.7	20/02/2011 10:11 61.2
12/02/2011 20:26 63.8	13/02/2011 13:36 65.9	13/02/2011 22:46 64.6	16/02/2011 19:56 65.3	18/02/2011 21:06 64.0	20/02/2011 10:16 63.8
12/02/2011 20:31 63.9	13/02/2011 13:41 65.8	13/02/2011 22:51 64.2	16/02/2011 20:01 64.9	18/02/2011 21:11 64.0	20/02/2011 10:21 65.0
12/02/2011 20:36 64.2	13/02/2011 13:46 67.7	13/02/2011 22:56 64.1	16/02/2011 20:06 65.0	18/02/2011 21:16 64.6	20/02/2011 10:26 65.2
12/02/2011 20:41 63.6	13/02/2011 13:51 67.7	14/02/2011 19:01 63.8	16/02/2011 20:11 64.6	18/02/2011 21:21 64.4	20/02/2011 10:31 65.8
12/02/2011 20:46 64.8	13/02/2011 13:56 69.2	14/02/2011 19:06 64.1	16/02/2011 20:16 64.3	18/02/2011 21:26 64.3	20/02/2011 10:36 65.4
12/02/2011 20:51 64.1	13/02/2011 14:01 69.1	14/02/2011 19:11 64.5	16/02/2011 20:21 65.4	18/02/2011 21:31 64.2	20/02/2011 10:41 64.5
12/02/2011 20:56 63.3	13/02/2011 14:06 65.5	14/02/2011 19:16 64.3	16/02/2011 20:26 64.6	18/02/2011 21:36 64.5	20/02/2011 10:46 64.1
12/02/2011 21:01 63.9	13/02/2011 14:11 65.1	14/02/2011 19:21 63.9	16/02/2011 20:31 64.5	18/02/2011 21:41 64.2	20/02/2011 10:51 64.9
12/02/2011 21:06 63.3	13/02/2011 14:16 65.0	14/02/2011 19:26 64.9	16/02/2011 20:36 64.9	18/02/2011 21:46 64.0	20/02/2011 10:56 64.6
12/02/2011 21:11 64.0	13/02/2011 14:21 65.2	14/02/2011 19:31 64.2	16/02/2011 20:41 65.0	18/02/2011 21:51 64.5	20/02/2011 11:01 65.1
12/02/2011 21:16 63.5	13/02/2011 14:26 64.5	14/02/2011 19:36 65.6	16/02/2011 20:46 64.5	18/02/2011 21:56 64.6	20/02/2011 11:06 65.2
12/02/2011 21:21 63.4	13/02/2011 14:31 65.1	14/02/2011 19:41 65.1	16/02/2011 20:51 64.1	18/02/2011 22:01 64.2	20/02/2011 11:11 65.4
12/02/2011 21:26 63.8	13/02/2011 14:36 65.4	14/02/2011 19:46 65.7	16/02/2011 20:56 64.0	18/02/2011 22:06 64.1	20/02/2011 11:16 64.7
12/02/2011 21:31 64.1	13/02/2011 14:41 65.0	14/02/2011 19:51 65.3	16/02/2011 21:01 64.6	18/02/2011 22:11 64.0	20/02/2011 11:21 65.5
12/02/2011 21:36 64.1	13/02/2011 14:46 65.1	14/02/2011 19:56 64.7	16/02/2011 21:06 64.1	18/02/2011 22:16 64.6	20/02/2011 11:26 65.8
12/02/2011 21:41 65.1	13/02/2011 14:51 65.6	14/02/2011 20:01 65.6	16/02/2011 21:11 64.3	18/02/2011 22:21 63.8	20/02/2011 11:31 65.1
12/02/2011 21:46 63.7	13/02/2011 14:56 65.0	14/02/2011 20:06 66.2	16/02/2011 21:16 64.6	18/02/2011 22:26 64.2	20/02/2011 11:36 66.2
12/02/2011 21:51 64.1	13/02/2011 15:01 66.3	14/02/2011 20:11 65.1	16/02/2011 21:21 64.5	18/02/2011 22:31 64.2	20/02/2011 11:41 64.3
12/02/2011 21:56 63.9	13/02/2011 15:06 65.7	14/02/2011 20:16 65.8	16/02/2011 21:26 64.9	18/02/2011 22:36 64.3	20/02/2011 11:46 64.2
12/02/2011 22:01 63.7	13/02/2011 15:11 66.6	14/02/2011 20:21 65.2	16/02/2011 21:31 64.0	18/02/2011 22:41 64.0	20/02/2011 11:51 64.7
12/02/2011 22:06 63.8	13/02/2011 15:16 66.0	14/02/2011 20:26 65.1	16/02/2011 21:36 64.2	18/02/2011 22:46 63.8	20/02/2011 11:56 65.0
12/02/2011 22:11 64.5	13/02/2011 15:21 66.5	14/02/2011 20:31 66.0	16/02/2011 21:41 64.5	18/02/2011 22:51 64.4	20/02/2011 12:01 66.7
12/02/2011 22:16 63.7	13/02/2011 15:26 65.6	14/02/2011 20:36 65.0	16/02/2011 21:46 64.2	18/02/2011 22:56 63.8	20/02/2011 12:06 64.5
12/02/2011 22:21 64.1	13/02/2011 15:31 66.4	14/02/2011 20:41 64.5	16/02/2011 21:51 64.0	19/02/2011 19:01 63.8	20/02/2011 12:11 65.3
12/02/2011 22:26 64.5	13/02/2011 15:36 65.3	14/02/2011 20:46 64.5	16/02/2011 21:56 64.1	19/02/2011 19:06 63.2	20/02/2011 12:16 65.5
12/02/2011 22:31 64.2	13/02/2011 15:41 65.5	14/02/2011 20:51 65.3	16/02/2011 22:01 64.4	19/02/2011 19:11 64.1	20/02/2011 12:21 65.2
12/02/2011 22:36 64.0	13/02/2011 15:46 64.4	14/02/2011 20:56 64.3	16/02/2011 22:06 63.6	19/02/2011 19:16 64.8	20/02/2011 12:26 64.9
12/02/2011 22:41 63.9	13/02/2011 15:51 65.4	14/02/2011 21:01 64.5	16/02/2011 22:11 64.4	19/02/2011 19:21 63.6	20/02/2011 12:31 64.8
12/02/2011 22:46 63.8	13/02/2011 15:56 64.8	14/02/2011 21:06 64.0	16/02/2011 22:16 64.1	19/02/2011 19:26 64.1	20/02/2011 12:36 65.0
12/02/2011 22:51 63.8	13/02/2011 16:01 64.6	14/02/2011 21:11 65.0	16/02/2011 22:21 63.8	19/02/2011 19:31 64.3	20/02/2011 12:41 65.4
12/02/2011 22:56 63.3	13/02/2011 16:06 64.9	14/02/2011 21:16 64.9	16/02/2011 22:26 64.8	19/02/2011 19:36 64.2	20/02/2011 12:46 65.6
13/02/2011 07:01 61.5	13/02/2011 16:11 66.5	14/02/2011 21:21 64.2	16/02/2011 22:31 63.7	19/02/2011 19:41 64.0	20/02/2011 12:51 65.8
13/02/2011 07:06 61.6	13/02/2011 16:16 65.7	14/02/2011 21:26 64.1	16/02/2011 22:36 63.8	19/02/2011 19:46 65.0	20/02/2011 12:56 65.2
13/02/2011 07:11 63.1	13/02/2011 16:21 65.7	14/02/2011 21:31 64.5	16/02/2011 22:41 64.1	19/02/2011 19:51 64.9	20/02/2011 13:01 65.4
13/02/2011 07:16 60.6	13/02/2011 16:26 65.7	14/02/2011 21:36 64.3	16/02/2011 22:46 63.5	19/02/2011 19:56 64.6	20/02/2011 13:06 65.8
13/02/2011 07:21 61.6	13/02/2011 16:31 66.4	14/02/2011 21:41 64.2	16/02/2011 22:51 63.9	19/02/2011 20:01 64.4	20/02/2011 13:11 65.4
13/02/2011 07:26 61.9	13/02/2011 16:36 65.2	14/02/2011 21:46 64.2	16/02/2011 22:56 64.1	19/02/2011 20:06 64.7	20/02/2011 13:16 65.6
13/02/2011 07:31 61.6	13/02/2011 16:41 67.0	14/02/2011 21:51 64.2	17/02/2011 19:01 64.7	19/02/2011 20:11 65.0	20/02/2011 13:21 65.0
13/02/2011 07:36 62.1	13/02/2011 16:46 66.8	14/02/2011 21:56 64.1	17/02/2011 19:06 63.8	19/02/2011 20:16 64.0	20/02/2011 13:26 65.6
13/02/2011 07:41 62.4	13/02/2011 16:51 67.8	14/02/2011 22:01 64.4	17/02/2011 19:11 63.2	19/02/2011 20:21 64.3	20/02/2011 13:31 65.2
13/02/2011 07:46 63.0	13/02/2011 16:56 66.3	14/02/2011 22:06 65.0	17/02/2011 19:16 63.7	19/02/2011 20:26 64.3	20/02/2011 13:36 65.9
13/02/2011 07:51 62.5	13/02/2011 17:01 66.3	14/02/2011 22:11 64.2	17/02/2011 19:21 63.3	19/02/2011 20:31 64.0	20/02/2011 13:41 66.1
13/02/2011 07:56 62.6	13/02/2011 17:06 66.6	14/02/2011 22:16 63.9	17/02/2011 19:26 63.3	19/02/2011 20:36 64.5	20/02/2011 13:46 66.2
13/02/2011 08:01 62.0	13/02/2011 17:11 66.3	14/02/2011 22:21 64.5	17/02/2011 19:31 63.3	19/02/2011 20:41 64.0	20/02/2011 13:51 65.4
13/02/2011 08:06 61.4	13/02/2011 17:16 66.1	14/02/2011 22:26 63.6	17/02/2011 19:36 63.7	19/02/2011 20:46 64.1	20/02/2011 13:56 65.0
13/02/2011 08:11 61.3	13/02/2011 17:21 65.8	14/02/2011 22:31 63.6	17/02/2011 19:41 63.6	19/02/2011 20:51 63.8	20/02/2011 14:01 65.1
13/02/2011 08:16 62.8	13/02/2011 17:26 66.1	14/02/2011 22:36 63.8	17/02/2011 19:46 63.7	19/02/2011 20:56 64.0	20/02/2011 14:06 65.4
13/02/2011 08:21 64.1	13/02/2011 17:31 65.4	14/02/2011 22:41 63.6	17/02/2011 19:51 64.3	19/02/2011 21:01 64.2	20/02/2011 14:11 65.3
13/02/2011 08:26 63.3	13/02/2011 17:36 65.4	14/02/2011 22:46 63.4	17/02/2011 19:56 64.8	19/02/2011 21:06 64.0	20/02/2011 14:16 65.3
13/02/2011 08:31 63.7	13/02/2011 17:41 64.9	14/02/2011 22:51 63.7	17/02/2011 20:01 64.5	19/02/2011 21:11 63.7	20/02/2011 14:21 65.2
13/02/2011 08:36 64.3	13/02/2011 17:46 64.9	14/02/2011 22:56 63.4	17/02/2011 20:06 65.2	19/02/2011 21:16 64.2	20/02/2011 14:26 67.2
13/02/2011 08:41 63.9	13/02/2011 17:51 65.3	15/02/2011 19:01 66.0	17/02/2011 20:11 65.0	19/02/2011 21:21 64.0	20/02/2011 14:31 65.5
13/02/2011 08:46 63.7	13/02/2011 17:56 65.7	15/02/2011 19:06 66.0	17/02/2011 20:16 65.1	19/02/2011 21:26 64.1	20/02/2011 14:36 65.9
13/02/2011 08:51 63.8	13/02/2011 18:01 65.7	15/02/2011 19:11 66.3	17/02/2011 20:21 65.0	19/02/2011 21:31 64.1	20/02/2011 14:41 65.3
13/02/2011 08:56 64.0	13/02/2011 18:06 65.7	15/02/2011 19:16 66.1	17/02/2011 20:26 64.9	19/02/2011 21:36 64.1	20/02/2011 14:46 65.2
13/02/2011 09:01 63.8	13/02/2011 18:11 65.4	15/02/2011 19:21 65.9	17/02/2011 20:31 64.5	19/02/2011 21:41 63.7	20/02/2011 14:51 65.3
13/02/2011 09:06 64.2	13/02/2011 18:16 65.0	15/02/2011 19:26 65.4	17/02/2011 20:36 64.5	19/02/2011 21:46 64.0	20/02/2011 14:56 65.5
13/02/2011 09:11 64.2	13/02/2011 18:21 65.3	15/02/2011 19:31 65.6	17/02/2011 20:41 64.6	19/02/2011 21:51 64.2	20/02/2011 15:01 64.8
13/02/2011 09:16 64.5	13/02/2011 18:26 65.3	15/02/2011 19:36 65.6	17/02/2011 20:46 64.5	19/02/2011 21:56 65.2	20/02/2011 15:06 65.0
13/02/2011 09:21 64.2	13/02/2011 18:31 64.7	15/02/2011 19:41 65.3	17/02/2011 20:51 64.4	19/02/2011 22:01 64.4	20/02/2011 15:11 65.4
13/02/2011 09:26 64.8	13/02/2011 18:36 64.8	15/02/2011 19:46 65.5	17/02/2011 20:56 64.4	19/02/2011 22:06 63.9	20/02/2011 15:16 65.8
13/02/2011 09:31 64.8	13/02/2011 18:41 64.1	15/02/2011 19:51 65.8	17/02/2011 21:01 64.3	19/02/2011 22:11 64.2	20/02/2011 15:21 65.6
13/02/2011 09:36 65.2	13/02/2011 18:46 63.8	15/02/2011 19:56 65.4	17/02/2011 21:06 64.3	19/02/2011 22:16 64.3	20/02/2011 15:26 64.8
13/02/2011 09:41 65.0	13/02/2011 18:51 63.7	15/02/2011 20:01 65.3	17/02/2011 21:11 64.3	19/02/2011 22:21 64.7	20/02/2011 15:31 65.0
13/02/2011 09:46 65.2	13/02/2011 18:56 63.8	15/02/2011 20:06 65.2	17/02/2011 21:16 64.2	19/02/2011 22:26 64.0	20/02/2011 15:36 65.2
13/02/2011 09:51 65.2	13/02/2011 19:01 63.0	15/02/2011 20:11 65.1	17/02/2011 21:21 64.7	19/02/2011 22:31 64.9	20/02/2011 15:41 64.5
13/02/2011 09:56 65.2	13/02/2011 19:06 63.3	15/02/2011 20:16 64.8	17/02/2011 21:26 64.2	19/02/2011 22:36 64.4	20/02/2011 15:46 65.1
13/02/2011 10:01 64.8	13/02/2011 19:11 62.7	15/02/2011 20:21 65.2	17/02/2011 21:31 64.0	19/02/2011 22:41 64.2	20/02/2011 15:51 64.8
13/02/2011 10:06 64.2	13/02/2011 19:16 63.1	15/02/2011 20:26 64.9	17/02/2011 21:36 63.9	19/02/2011 22:46 63.8	20/02/2011 15:56 64.9
13/02/2011 10:11 63.3	13/02/2011 19:21 62.6	15/02/2011 20:31 64.3	17/02/2011 21:41 64.7	19/02/2011 22:51 64.0	20/02/2011 16:01 65.1
13/02/2011 10:16 64.5	13/02/2011 19:26 62.9	15/02/2011 20:36 66.0	17/02/2011 21:46 64.4	19/02/2011 22:56 63.8	20/02/2011 16:06 65.4
13/02/2011 10:21 65.1	13/02/2011 19:31 62.6	15/02/2011 20:41 64.7	17/02/2011 21:51 64.2	20/02/2011 07:01 53.4	20/02/2011 16:11 65.0
13/02/2011 10:26 64.1	13/02/2011 19:36 63.6	15/02/2011 20:46 64.6	17/02/2011 21:56 64.4	20/02/2011 07:06 52.6	20/02/2011 16:16 65.2
13/02/2011 10:31 64.0	13/02/2011 19:41 64.4	15/02/2011 20:51 64.7	17/02/2011 22:01 64.1	20/02/2011 07:11 53.1	20/02/2011 16:21 65.2
13/02/2011 10:36 64.6	13/02/2011 19:46 65.0	15/02/2011 20:56 63.7	17/02/2011 22:06 64.4	20/02/2011 07:16 53.9	20/02/2011 16:26 65.0
13/02/2011 10:41 64.3	13/02/2011 19:51 65.0	15/02/2011 21:01 64.6	17/02/2011 22:11 64.6	20/02/2011 07:21 60.2	20/02/2011 16:31 64.9
13/02/2011 10:46 64.3	13/02/2011 19:56 64.7	15/02/2011 21:06 64.4	17/02/2011 22:16 64.2	20/02/2011 07:26 59.7	20/02/2011 16:36 65.2

Real-time Noise Data RTN1 (FEHD Hong Kong Transport Section Whitefield Depot)

20/02/2011 16:41 64.7	21/02/2011 21:51 65.6	24/02/2011 19:01 65.5	26/02/2011 20:11 65.0	27/02/2011 13:21 64.3	27/02/2011 22:31 61.4
20/02/2011 16:46 66.2	21/02/2011 21:56 64.4	24/02/2011 19:06 65.3	26/02/2011 20:16 64.3	27/02/2011 13:26 64.3	27/02/2011 22:36 61.7
20/02/2011 16:51 65.2	21/02/2011 22:01 64.5	24/02/2011 19:11 65.3	26/02/2011 20:21 64.8	27/02/2011 13:31 64.6	27/02/2011 22:41 60.2
20/02/2011 16:56 65.2	21/02/2011 22:06 64.1	24/02/2011 19:16 65.7	26/02/2011 20:26 63.8	27/02/2011 13:36 64.4	27/02/2011 22:46 61.4
20/02/2011 17:01 65.3	21/02/2011 22:11 64.0	24/02/2011 19:21 65.0	26/02/2011 20:31 64.0	27/02/2011 13:41 64.7	27/02/2011 22:51 61.0
20/02/2011 17:06 64.7	21/02/2011 22:16 64.4	24/02/2011 19:26 65.5	26/02/2011 20:36 64.1	27/02/2011 13:46 64.9	27/02/2011 22:56 62.6
20/02/2011 17:11 65.3	21/02/2011 22:21 63.9	24/02/2011 19:31 65.1	26/02/2011 20:41 64.7	27/02/2011 13:51 63.4	
20/02/2011 17:16 65.1	21/02/2011 22:26 65.0	24/02/2011 19:36 64.2	26/02/2011 20:46 63.5	27/02/2011 13:56 63.3	Night-time 23:00-07:00
20/02/2011 17:21 65.4	21/02/2011 22:31 63.9	24/02/2011 19:41 64.4	26/02/2011 20:51 63.6	27/02/2011 14:01 63.3	28/01/2011 00:01 57.8
20/02/2011 17:26 65.1	21/02/2011 22:36 63.7	24/02/2011 19:46 64.9	26/02/2011 20:56 65.4	27/02/2011 14:06 63.4	28/01/2011 00:06 59.3
20/02/2011 17:31 65.0	21/02/2011 22:41 64.2	24/02/2011 19:51 65.4	26/02/2011 21:01 63.3	27/02/2011 14:11 63.5	28/01/2011 00:11 59.1
20/02/2011 17:36 65.5	21/02/2011 22:46 63.8	24/02/2011 19:56 66.1	26/02/2011 21:06 64.1	27/02/2011 14:16 63.4	28/01/2011 00:16 59.7
20/02/2011 17:41 65.3	21/02/2011 22:51 63.9	24/02/2011 20:01 65.4	26/02/2011 21:11 63.8	27/02/2011 14:21 63.5	28/01/2011 00:21 57.4
20/02/2011 17:46 64.7	21/02/2011 22:56 63.6	24/02/2011 20:06 66.3	26/02/2011 21:16 64.0	27/02/2011 14:26 63.9	28/01/2011 00:26 58.6
20/02/2011 17:51 65.8	22/02/2011 19:01 65.9	24/02/2011 20:11 65.3	26/02/2011 21:21 64.2	27/02/2011 14:31 65.7	28/01/2011 00:31 61.9
20/02/2011 17:56 65.1	22/02/2011 19:06 66.3	24/02/2011 20:16 64.6	26/02/2011 21:26 64.6	27/02/2011 14:36 64.3	28/01/2011 00:36 52.8
20/02/2011 18:01 65.1	22/02/2011 19:11 65.8	24/02/2011 20:21 65.1	26/02/2011 21:31 63.9	27/02/2011 14:41 64.2	28/01/2011 00:41 53.1
20/02/2011 18:06 65.0	22/02/2011 19:16 65.3	24/02/2011 20:26 64.9	26/02/2011 21:36 63.8	27/02/2011 14:46 64.9	28/01/2011 00:46 53.1
20/02/2011 18:11 64.6	22/02/2011 19:21 65.1	24/02/2011 20:31 65.1	26/02/2011 21:41 64.0	27/02/2011 14:51 64.5	28/01/2011 00:51 61.8
20/02/2011 18:16 64.8	22/02/2011 19:26 65.2	24/02/2011 20:36 64.4	26/02/2011 21:46 64.2	27/02/2011 14:56 64.6	28/01/2011 00:56 50.3
20/02/2011 18:21 65.3	22/02/2011 19:31 65.4	24/02/2011 20:41 64.6	26/02/2011 21:51 64.0	27/02/2011 15:01 64.8	28/01/2011 01:01 61.5
20/02/2011 18:26 64.6	22/02/2011 19:36 65.7	24/02/2011 20:46 64.8	26/02/2011 21:56 64.3	27/02/2011 15:06 64.6	28/01/2011 01:06 41.6
20/02/2011 18:31 64.9	22/02/2011 19:41 66.4	24/02/2011 20:51 65.1	26/02/2011 22:01 63.9	27/02/2011 15:11 64.3	28/01/2011 01:11 48.4
20/02/2011 18:36 65.5	22/02/2011 19:46 64.9	24/02/2011 20:56 64.2	26/02/2011 22:06 64.8	27/02/2011 15:16 64.1	28/01/2011 01:16 61.0
20/02/2011 18:41 65.0	22/02/2011 19:51 66.1	24/02/2011 21:01 66.3	26/02/2011 22:11 64.2	27/02/2011 15:21 64.6	28/01/2011 01:21 61.5
20/02/2011 18:46 64.3	22/02/2011 19:56 65.4	24/02/2011 21:06 63.9	26/02/2011 22:16 64.1	27/02/2011 15:26 65.0	28/01/2011 01:26 61.1
20/02/2011 18:51 64.8	22/02/2011 20:01 65.9	24/02/2011 21:11 64.4	26/02/2011 22:21 64.1	27/02/2011 15:31 65.1	28/01/2011 01:31 61.1
20/02/2011 18:56 64.7	22/02/2011 20:06 65.4	24/02/2011 21:16 64.4	26/02/2011 22:26 63.6	27/02/2011 15:36 64.1	28/01/2011 01:36 61.3
20/02/2011 19:01 64.5	22/02/2011 20:11 65.2	24/02/2011 21:21 64.3	26/02/2011 22:31 63.8	27/02/2011 15:41 64.7	28/01/2011 01:41 61.0
20/02/2011 19:06 64.2	22/02/2011 20:16 65.1	24/02/2011 21:26 64.5	26/02/2011 22:36 64.0	27/02/2011 15:46 64.3	28/01/2011 01:46 60.8
20/02/2011 19:11 64.6	22/02/2011 20:21 64.8	24/02/2011 21:31 64.8	26/02/2011 22:41 63.8	27/02/2011 15:51 64.9	28/01/2011 01:51 60.2
20/02/2011 19:16 64.3	22/02/2011 20:26 64.5	24/02/2011 21:36 64.7	26/02/2011 22:46 64.7	27/02/2011 15:56 64.6	28/01/2011 01:56 60.2
20/02/2011 19:21 64.7	22/02/2011 20:31 64.4	24/02/2011 21:41 64.6	26/02/2011 22:51 64.3	27/02/2011 16:01 65.1	28/01/2011 02:01 49.7
20/02/2011 19:26 64.7	22/02/2011 20:36 64.4	24/02/2011 21:46 64.3	26/02/2011 22:56 64.1	27/02/2011 16:06 64.3	28/01/2011 02:06 60.8
20/02/2011 19:31 64.2	22/02/2011 20:41 65.3	24/02/2011 21:51 64.2	27/02/2011 07:01 63.2	27/02/2011 16:11 64.7	28/01/2011 02:11 60.2
20/02/2011 19:36 64.6	22/02/2011 20:46 63.8	24/02/2011 21:56 64.5	27/02/2011 07:06 62.1	27/02/2011 16:16 64.9	28/01/2011 02:16 61.2
20/02/2011 19:41 64.2	22/02/2011 20:51 64.6	24/02/2011 22:01 64.0	27/02/2011 07:11 63.1	27/02/2011 16:21 64.9	28/01/2011 02:21 60.1
20/02/2011 19:46 64.7	22/02/2011 20:56 64.9	24/02/2011 22:06 64.9	27/02/2011 07:16 62.6	27/02/2011 16:26 64.0	28/01/2011 02:26 59.8
20/02/2011 19:51 64.6	22/02/2011 21:01 64.5	24/02/2011 22:11 64.4	27/02/2011 07:21 62.4	27/02/2011 16:31 64.5	28/01/2011 02:31 60.2
20/02/2011 19:56 64.4	22/02/2011 21:06 64.4	24/02/2011 22:16 64.8	27/02/2011 07:26 62.3	27/02/2011 16:36 65.3	28/01/2011 02:36 58.9
20/02/2011 20:01 65.6	22/02/2011 21:11 63.9	24/02/2011 22:21 64.1	27/02/2011 07:31 62.9	27/02/2011 16:41 64.7	28/01/2011 02:41 59.7
20/02/2011 20:06 64.2	22/02/2011 21:16 64.8	24/02/2011 22:26 64.5	27/02/2011 07:36 63.3	27/02/2011 16:46 64.9	28/01/2011 02:46 60.1
20/02/2011 20:11 64.2	22/02/2011 21:21 65.1	24/02/2011 22:31 64.4	27/02/2011 07:41 63.1	27/02/2011 16:51 64.9	28/01/2011 02:51 59.4
20/02/2011 20:16 64.6	22/02/2011 21:26 64.5	24/02/2011 22:36 64.5	27/02/2011 07:46 63.3	27/02/2011 16:56 64.4	28/01/2011 02:56 59.4
20/02/2011 20:21 64.3	22/02/2011 21:31 64.6	24/02/2011 22:41 64.8	27/02/2011 07:51 63.3	27/02/2011 17:01 64.5	28/01/2011 03:01 58.9
20/02/2011 20:26 63.4	22/02/2011 21:36 64.4	24/02/2011 22:46 64.0	27/02/2011 07:56 65.9	27/02/2011 17:06 65.1	28/01/2011 03:06 58.4
20/02/2011 20:31 64.7	22/02/2011 21:41 63.8	24/02/2011 22:51 64.3	27/02/2011 08:01 65.5	27/02/2011 17:11 64.5	28/01/2011 03:11 59.0
20/02/2011 20:36 64.0	22/02/2011 21:46 64.9	24/02/2011 22:56 65.2	27/02/2011 08:06 63.4	27/02/2011 17:16 64.5	28/01/2011 03:16 58.9
20/02/2011 20:41 63.6	22/02/2011 21:51 64.2	25/02/2011 19:01 61.9	27/02/2011 08:11 63.3	27/02/2011 17:21 64.4	28/01/2011 03:21 58.7
20/02/2011 20:46 63.2	22/02/2011 21:56 64.6	25/02/2011 19:06 62.2	27/02/2011 08:16 64.1	27/02/2011 17:26 64.7	28/01/2011 03:26 59.6
20/02/2011 20:51 64.1	22/02/2011 22:01 64.8	25/02/2011 19:11 61.5	27/02/2011 08:21 63.9	27/02/2011 17:31 64.3	28/01/2011 03:31 59.3
20/02/2011 20:56 63.5	22/02/2011 22:06 64.1	25/02/2011 19:16 61.9	27/02/2011 08:26 64.2	27/02/2011 17:36 64.6	28/01/2011 03:36 59.5
20/02/2011 21:01 64.0	22/02/2011 22:11 64.8	25/02/2011 19:21 62.9	27/02/2011 08:31 64.1	27/02/2011 17:41 64.1	28/01/2011 03:41 59.0
20/02/2011 21:06 64.0	22/02/2011 22:16 64.5	25/02/2011 19:26 62.3	27/02/2011 08:36 63.8	27/02/2011 17:46 64.7	28/01/2011 03:46 58.8
20/02/2011 21:11 63.7	22/02/2011 22:21 64.2	25/02/2011 19:31 63.3	27/02/2011 08:41 64.7	27/02/2011 17:51 64.5	28/01/2011 03:51 59.8
20/02/2011 21:16 64.1	22/02/2011 22:26 64.0	25/02/2011 19:36 61.5	27/02/2011 08:46 64.1	27/02/2011 17:56 64.8	28/01/2011 03:56 59.3
20/02/2011 21:21 63.5	22/02/2011 22:31 63.9	25/02/2011 19:41 63.3	27/02/2011 08:51 64.1	27/02/2011 18:01 64.1	28/01/2011 04:01 58.6
20/02/2011 21:26 63.8	22/02/2011 22:36 64.0	25/02/2011 19:46 64.7	27/02/2011 08:56 64.6	27/02/2011 18:06 64.1	28/01/2011 04:06 57.9
20/02/2011 21:31 64.0	22/02/2011 22:41 64.0	25/02/2011 19:51 64.2	27/02/2011 09:01 66.1	27/02/2011 18:11 64.4	28/01/2011 04:11 58.6
20/02/2011 21:36 64.9	22/02/2011 22:46 64.8	25/02/2011 19:56 64.1	27/02/2011 09:06 64.4	27/02/2011 18:16 64.6	28/01/2011 04:16 59.3
20/02/2011 21:41 64.4	22/02/2011 22:51 64.4	25/02/2011 20:01 65.1	27/02/2011 09:11 64.9	27/02/2011 18:21 64.6	28/01/2011 04:21 59.8
20/02/2011 21:46 64.2	22/02/2011 22:56 63.7	25/02/2011 20:06 64.4	27/02/2011 09:16 64.2	27/02/2011 18:26 64.5	28/01/2011 04:26 59.5
20/02/2011 21:51 64.3	23/02/2011 19:01 65.8	25/02/2011 20:11 64.3	27/02/2011 09:21 66.2	27/02/2011 18:31 64.2	28/01/2011 04:31 59.2
20/02/2011 21:56 64.4	23/02/2011 19:06 65.4	25/02/2011 20:16 63.6	27/02/2011 09:26 65.1	27/02/2011 18:36 64.5	28/01/2011 04:36 59.6
20/02/2011 22:01 64.0	23/02/2011 19:11 65.4	25/02/2011 20:21 63.8	27/02/2011 09:31 64.8	27/02/2011 18:41 64.4	28/01/2011 04:41 58.3
20/02/2011 22:06 64.1	23/02/2011 19:16 63.9	25/02/2011 20:26 64.6	27/02/2011 09:36 65.6	27/02/2011 18:46 64.9	28/01/2011 04:46 57.8
20/02/2011 22:11 64.7	23/02/2011 19:21 64.1	25/02/2011 20:31 64.5	27/02/2011 09:41 64.7	27/02/2011 18:51 65.0	28/01/2011 04:51 58.3
20/02/2011 22:16 63.8	23/02/2011 19:26 63.7	25/02/2011 20:36 65.0	27/02/2011 09:46 64.8	27/02/2011 18:56 65.1	28/01/2011 04:56 58.5
20/02/2011 22:21 64.1	23/02/2011 19:31 64.4	25/02/2011 20:41 65.1	27/02/2011 09:51 64.5	27/02/2011 19:01 64.9	28/01/2011 05:01 58.6
20/02/2011 22:26 63.5	23/02/2011 19:36 64.5	25/02/2011 20:46 64.7	27/02/2011 09:56 64.6	27/02/2011 19:06 64.7	28/01/2011 05:06 59.8
20/02/2011 22:31 63.4	23/02/2011 19:41 65.3	25/02/2011 20:51 64.4	27/02/2011 10:01 64.1	27/02/2011 19:11 63.5	28/01/2011 05:11 59.1
20/02/2011 22:36 64.1	23/02/2011 19:46 64.3	25/02/2011 20:56 65.2	27/02/2011 10:06 64.4	27/02/2011 19:16 62.5	28/01/2011 05:16 61.0
20/02/2011 22:41 64.1	23/02/2011 19:51 64.0	25/02/2011 21:01 64.0	27/02/2011 10:11 63.6	27/02/2011 19:21 61.7	28/01/2011 05:21 59.5
20/02/2011 22:46 63.4	23/02/2011 19:56 63.8	25/02/2011 21:06 64.0	27/02/2011 10:16 63.4	27/02/2011 19:26 61.4	28/01/2011 05:26 60.0
20/02/2011 22:51 63.9	23/02/2011 20:01 64.2	25/02/2011 21:11 64.6	27/02/2011 10:21 63.5	27/02/2011 19:31 61.3	28/01/2011 05:31 59.1
20/02/2011 22:56 63.5	23/02/2011 20:06 65.5	25/02/2011 21:16 63.9	27/02/2011 10:26 65.4	27/02/2011 19:36 63.9	28/01/2011 05:36 61.3
21/02/2011 19:01 64.1	23/02/2011 20:11 65.2	25/02/2011 21:21 64.1	27/02/2011 10:31 64.7	27/02/2011 19:41 63.0	28/01/2011 05:41 60.1
21/02/2011 19:06 64.6	23/02/2011 20:16 64.9	25/02/2011 21:26 63.8	27/02/2011 10:36 64.4	27/02/2011 19:46 61.1	28/01/2011 05:46 60.9
21/02/2011 19:11 65.2	23/02/2011 20:21 64.5	25/02/2011 21:31 68.7	27/02/2011 10:41 64.5	27/02/2011 19:51 63.2	28/01/2011 05:51 60.9
21/02/2011 19:16 65.4	23/02/2011 20:26 64.9	25/02/2011 21:36 65.0	27/02/2011 10:46 65.3	27/02/2011 19:56 63.5	28/01/2011 05:56 60.2
21/02/2011 19:21 65.5	23/02/2011 20:31 64.7	25/02/2011 21:41 64.2	27/02/2011 10:51 64.3	27/02/2011 20:01 59.9	28/01/2011 06:01 44.0
21/02/2011 19:26 65.6	23/02/2011 20:36 65.2	25/02/2011 21:46 64.0	27/02/2011 10:56 64.4	27/02/2011 20:06 62.9	28/01/2011 06:06 45.1
21/02/2011 19:31 65.8	23/02/2011 20:41 65.7	25/02/2011 21:51 63.7	27/02/2011 11:01 64.6	27/02/2011 20:11 62.2	28/01/2011 06:11 61.8
21/02/2011 19:36 65.3	23/02/2011 20:46 64.3	25/02/2011 21:56 64.0	27/02/2011 11:06 64.4	27/02/2011 20:16 64.4	28/01/2011 06:16 61.8
21/02/2011 19:41 65.8	23/02/2011 20:51 65.6	25/02/2011 22:01 64.2	27/02/2011 11:11 63.4	27/02/2011 20:21 62.7	28/01/2011 06:21 57.2
21/02/2011 19:46 66.1	23/02/2011 20:56 64.1	25/02/2011 22:06 64.6	27/02/2011 11:16 63.3	27/02/2011 20:26 61.1	28/01/2011 06:26 50.2
21/02/2011 19:51 65.7	23/02/2011 21:01 65.8	25/02/2011 22:11 64.0	27/02/2011 11:21 64.1	27/02/2011 20:31 62.0	28/01/2011 06:31 53.9
21/02/2011 19:56 64.9	23/02/2011 21:06 64.5	25/02/2011 22:16 64.0	27/02/2011 11:26 64.0	27/02/2011 20:36 60.4	28/01/2011 06:36 59.2
21/02/2011 20:01 65.2	23/02/2011 21:11 64.4	25/02/2011 22:21 64.0	27/02/2011 11:31 63.5	27/02/2011 20:41 62.1	28/01/2011 06:41 57.7
21/02/2011 20:06 65.9	23/02/2011 21:16 64.4	25/02/2011 22:26 64.6	27/02/2011 11:36 64.4	27/02/2011 20:46 60.9	28/01/2011 06:46 59.5
21/02/2011 20:11 64.7	23/02/2011 21:21 65.3	25/02/2011 22:31 64.2	27/02/2011 11:41 63.7	27/02/2011 20:51 61.8	28/01/2011 06:51 59.7
21/02/2011 20:16 64.9	23/02/2011 21:26 64.6	25/02/2011 22:36 64.7	27/02/2011 11:46 63.6	27/02/2011 20:56 59.4	28/01/2011 06:56 60.3
21/02/2011 20:21 66.0	23/02/2011 21:31 64.2	25/02/2011 22:41 65.2	27/02/2011 11:51 64.7	27/02/2011 21:01 60.8	28/01/2011 23:01 59.5
21/02/2011 20:26 65.2	23/02/2011 21:36 63.8	25/02/2011 22:46 64.8	27/02/2011 11:56 66.5	27/02/2011 21:06 61.5	28/01/2011 23:06 60.1
21/02/2011 20:31 64.9	23/02/2011 21:41 64.0	25/02/2011 22:51 64.0	27/02/2011 12:01 63.5	27/02/2011 21:11 62.1	28/01/2011 23:11 61.4
21/02/2011 20:36 65.3	23/02/2011 21:46 64.7	25/02/2011 22:56 64.1	27/02/2011 12:06 63.6	27/02/2011 21:16 61.0	28/01/2011 23:16 61.9
21/02/2011 20:41 64.6	23/02/2011 21:51 65.5	26/02/2011 19:01 63.5	27/02/2011 12:11 63.4	27/02/2011 21:21 62.1	28/01/2011 23:21 59.2
21/02/2011 20:46 64.4	23/02/2011 21:56 65.0	26/02/2011 19:06 64.2	27/02/2011 12:16 64.8	27/02/2011 21:26 61.1	28/01/2011 23:26 59.8
21/02/2011 20:51 64.5	23/02/2011 22:01 63.8	26/02/2011 19:11 63.5	27/02/2011 12:21 63.8	27/02/2011 21:31 59.5	28/01/2011 23:31 60.6
21/02/2011 20:56 64.2	23/02/2011 22:06 63.6	26/02/2011 19:16 63.2	27/02/2011 12:26 63.6	27/02/2011 21:36 63.2	28/01/2011 23:36 60.4
21/02/2011 21:01 63.6	23/02/2011 22:11 64.1	26/02/2011 19:21 64.8	27/02/2011 12:31 63.4	27/02/2011 21:41 60.2	28/01/2011 23:41 60.8
21/02/2011 21:06 65.0	23/02/2011 22:16 64.5	26/02/2011 19:26 65.2	27/02/2011 12:36 64.1	27/02/2011 21:46 60.9	28/01/2011 23:46 59.1
21/02/2011 21:11 64.7	23/02/2011 22:21 64.4	26/02/2011 19:31 65.8	27/02/2011 12:41 63.7	27/02/2011 21:51 61.6	28/01/2011 23:51 58.0
21/02/2011 21:16 64.0	23/02/2011 22:26 64.1	26/02/2011 19:36 64.9	27/02/2011 12:46 64.1	27/02/2011 21:56 62.2	28/01/2011 23:56 60.5
21/02/2011 21:21 64.4	23/02/2011 22:31 63.9	26/02/2011 19:41 65.3	27/02/2011 12:51 64.2	27/02/2011 22:01 61.2	29/01/2011 00:01 60.1
21/02/2011 21:26 64.4	23/02/2011 22:36 64.2	26/02/2011 19:46 65.3	27/02/2011 12:56 64.4	27/02/2011 22:06 60.4	29/01/2011 00:06 63.5
21/02/2011 21:31 64.3	23/02/2011 22:41 64.4	26/02/2011 19:51 64.7	27/02/2011 13:01 64.9	27/02/2011 22:11 62.0	29/01/2011 00:11 58.7
21/02/2011 21:36 64.2	23/02/2011 22:46 64.3	26/02/2011 19:56 64.8	27/02/2011 13:06 64.4	27/02/2011 22:16 62.8	29/01/2011 00:16 59.6
21/02/2011 21:41 64.1	23/02/2011 22:51 63.5	26/02/2011 20:01 64.3	27/02/2011 13:11 64.2	27/02/2011 22:21 60.7	29/01/2011 00:21 58.2
21/02/2011 21:46 64.3	23/02/2011 22:56 64.1	26/02/2011 20:06 64.6	27/02/2011 13:16 64.7	27/02/2011 22:26 61.5	29/01/2011 00:26 58.9

Real-time Noise Data RTN1 (FEHD Hong Kong Transport Section Whitefield Depot)

29/01/2011 00:31 57.2	30/01/2011 01:41 61.5	31/01/2011 02:51 57.8	01/02/2011 04:01 58.2	02/02/2011 05:11 60.8	03/02/2011 06:21 60.0
29/01/2011 00:36 54.2	30/01/2011 01:46 61.4	31/01/2011 02:56 58.3	01/02/2011 04:06 58.5	02/02/2011 05:16 58.3	03/02/2011 06:26 61.4
29/01/2011 00:41 56.0	30/01/2011 01:51 47.4	31/01/2011 03:01 58.5	01/02/2011 04:11 58.4	02/02/2011 05:21 59.4	03/02/2011 06:31 61.0
29/01/2011 00:46 50.9	30/01/2011 01:56 61.8	31/01/2011 03:06 58.4	01/02/2011 04:16 58.9	02/02/2011 05:26 60.4	03/02/2011 06:36 61.4
29/01/2011 00:51 52.9	30/01/2011 02:01 61.8	31/01/2011 03:11 58.5	01/02/2011 04:21 59.6	02/02/2011 05:31 60.2	03/02/2011 06:41 61.3
29/01/2011 00:56 55.3	30/01/2011 02:06 61.4	31/01/2011 03:16 58.7	01/02/2011 04:26 58.7	02/02/2011 05:36 60.2	03/02/2011 06:46 61.8
29/01/2011 01:01 56.2	30/01/2011 02:11 61.2	31/01/2011 03:21 56.8	01/02/2011 04:31 58.4	02/02/2011 05:41 60.4	03/02/2011 06:51 50.2
29/01/2011 01:06 56.5	30/01/2011 02:16 61.5	31/01/2011 03:26 56.5	01/02/2011 04:36 59.6	02/02/2011 05:46 59.9	03/02/2011 06:56 61.0
29/01/2011 01:11 58.0	30/01/2011 02:21 57.1	31/01/2011 03:31 57.0	01/02/2011 04:41 59.2	02/02/2011 05:51 60.7	03/02/2011 23:01 53.2
29/01/2011 01:16 59.0	30/01/2011 02:26 53.5	31/01/2011 03:36 58.3	01/02/2011 04:46 58.7	02/02/2011 05:56 61.5	03/02/2011 23:06 55.8
29/01/2011 01:21 55.8	30/01/2011 02:31 61.7	31/01/2011 03:41 58.7	01/02/2011 04:51 58.8	02/02/2011 06:01 60.9	03/02/2011 23:11 57.2
29/01/2011 01:26 44.0	30/01/2011 02:36 61.1	31/01/2011 03:46 58.4	01/02/2011 04:56 58.6	02/02/2011 06:06 61.2	03/02/2011 23:16 54.7
29/01/2011 01:31 49.1	30/01/2011 02:41 60.9	31/01/2011 03:51 58.1	01/02/2011 05:01 60.2	02/02/2011 06:11 61.5	03/02/2011 23:21 52.1
29/01/2011 01:36 49.8	30/01/2011 02:46 60.9	31/01/2011 03:56 59.7	01/02/2011 05:06 59.4	02/02/2011 06:16 44.0	03/02/2011 23:26 53.9
29/01/2011 01:41 50.6	30/01/2011 02:51 61.3	31/01/2011 04:01 60.4	01/02/2011 05:11 59.2	02/02/2011 06:21 61.5	03/02/2011 23:31 56.5
29/01/2011 01:46 61.9	30/01/2011 02:56 61.1	31/01/2011 04:06 58.5	01/02/2011 05:16 59.1	02/02/2011 06:26 52.0	03/02/2011 23:36 57.2
29/01/2011 01:51 51.5	30/01/2011 03:01 60.9	31/01/2011 04:11 57.0	01/02/2011 05:21 60.1	02/02/2011 06:31 51.3	03/02/2011 23:41 55.9
29/01/2011 01:56 52.4	30/01/2011 03:06 59.9	31/01/2011 04:16 57.9	01/02/2011 05:26 60.4	02/02/2011 06:36 49.5	03/02/2011 23:46 58.9
29/01/2011 02:01 53.6	30/01/2011 03:11 60.8	31/01/2011 04:21 57.9	01/02/2011 05:31 58.9	02/02/2011 06:41 58.0	03/02/2011 23:51 49.1
29/01/2011 02:06 61.5	30/01/2011 03:16 60.8	31/01/2011 04:26 57.9	01/02/2011 05:36 60.2	02/02/2011 06:46 56.7	03/02/2011 23:56 54.4
29/01/2011 02:11 35.4	30/01/2011 03:21 60.3	31/01/2011 04:31 59.6	01/02/2011 05:41 61.0	02/02/2011 06:51 57.5	04/02/2011 00:01 51.8
29/01/2011 02:16 61.6	30/01/2011 03:26 60.2	31/01/2011 04:36 57.9	01/02/2011 05:46 61.3	02/02/2011 06:56 54.0	04/02/2011 00:06 58.3
29/01/2011 02:21 61.8	30/01/2011 03:31 61.1	31/01/2011 04:41 57.6	01/02/2011 05:51 61.2	02/02/2011 23:01 56.9	04/02/2011 00:11 50.8
29/01/2011 02:26 49.7	30/01/2011 03:36 61.3	31/01/2011 04:46 59.0	01/02/2011 05:56 59.6	02/02/2011 23:06 60.1	04/02/2011 00:16 57.2
29/01/2011 02:31 60.9	30/01/2011 03:41 60.2	31/01/2011 04:51 58.9	01/02/2011 06:01 61.0	02/02/2011 23:11 58.7	04/02/2011 00:21 52.4
29/01/2011 02:36 61.3	30/01/2011 03:46 60.7	31/01/2011 04:56 56.2	01/02/2011 06:06 47.1	02/02/2011 23:16 59.7	04/02/2011 00:26 55.2
29/01/2011 02:41 61.3	30/01/2011 03:51 60.2	31/01/2011 05:01 59.0	01/02/2011 06:11 60.6	02/02/2011 23:21 58.8	04/02/2011 00:31 54.4
29/01/2011 02:46 61.2	30/01/2011 03:56 60.0	31/01/2011 05:06 59.1	01/02/2011 06:16 61.6	02/02/2011 23:26 57.4	04/02/2011 00:36 51.8
29/01/2011 02:51 60.7	30/01/2011 04:01 60.4	31/01/2011 05:11 58.9	01/02/2011 06:21 46.4	02/02/2011 23:31 56.0	04/02/2011 00:41 61.6
29/01/2011 02:56 61.5	30/01/2011 04:06 60.5	31/01/2011 05:16 58.7	01/02/2011 06:26 61.7	02/02/2011 23:36 58.5	04/02/2011 00:46 55.4
29/01/2011 03:01 61.0	30/01/2011 04:11 60.3	31/01/2011 05:21 58.7	01/02/2011 06:31 52.8	02/02/2011 23:41 57.2	04/02/2011 00:51 61.5
29/01/2011 03:06 60.8	30/01/2011 04:16 60.7	31/01/2011 05:26 60.2	01/02/2011 06:36 56.7	02/02/2011 23:46 53.4	04/02/2011 00:56 60.4
29/01/2011 03:11 61.0	30/01/2011 04:21 60.7	31/01/2011 05:31 60.7	01/02/2011 06:41 55.7	02/02/2011 23:51 55.2	04/02/2011 01:01 61.3
29/01/2011 03:16 60.7	30/01/2011 04:26 59.4	31/01/2011 05:36 59.9	01/02/2011 06:46 55.4	02/02/2011 23:56 58.9	04/02/2011 01:06 61.4
29/01/2011 03:21 48.2	30/01/2011 04:31 61.2	31/01/2011 05:41 60.2	01/02/2011 06:51 57.4	03/02/2011 00:01 54.8	04/02/2011 01:11 60.5
29/01/2011 03:26 61.1	30/01/2011 04:36 59.7	31/01/2011 05:46 60.4	01/02/2011 06:56 57.8	03/02/2011 00:06 57.6	04/02/2011 01:16 55.1
29/01/2011 03:31 47.9	30/01/2011 04:41 60.0	31/01/2011 05:51 59.9	01/02/2011 23:01 60.4	03/02/2011 00:11 54.6	04/02/2011 01:21 60.7
29/01/2011 03:36 60.6	30/01/2011 04:46 60.7	31/01/2011 05:56 60.4	01/02/2011 23:06 58.9	03/02/2011 00:16 55.7	04/02/2011 01:26 53.1
29/01/2011 03:41 60.7	30/01/2011 04:51 59.8	31/01/2011 06:01 61.7	01/02/2011 23:11 59.5	03/02/2011 00:21 55.4	04/02/2011 01:31 60.6
29/01/2011 03:46 60.8	30/01/2011 04:56 59.9	31/01/2011 06:06 61.4	01/02/2011 23:16 58.5	03/02/2011 00:26 59.1	04/02/2011 01:36 61.7
29/01/2011 03:51 60.2	30/01/2011 05:01 60.2	31/01/2011 06:11 60.8	01/02/2011 23:21 59.9	03/02/2011 00:31 57.2	04/02/2011 01:41 60.5
29/01/2011 03:56 60.0	30/01/2011 05:06 60.7	31/01/2011 06:16 48.4	01/02/2011 23:26 59.7	03/02/2011 00:36 56.3	04/02/2011 01:46 60.4
29/01/2011 04:01 60.0	30/01/2011 05:11 61.2	31/01/2011 06:21 61.8	01/02/2011 23:31 59.9	03/02/2011 00:41 54.9	04/02/2011 01:51 60.4
29/01/2011 04:06 59.5	30/01/2011 05:16 56.8	31/01/2011 06:26 54.7	01/02/2011 23:36 58.0	03/02/2011 00:46 54.0	04/02/2011 01:56 59.8
29/01/2011 04:11 60.0	30/01/2011 05:21 50.9	31/01/2011 06:31 57.0	01/02/2011 23:41 59.4	03/02/2011 00:51 54.6	04/02/2011 02:01 59.7
29/01/2011 04:16 59.8	30/01/2011 05:26 61.3	31/01/2011 06:36 55.8	01/02/2011 23:46 58.4	03/02/2011 00:56 56.7	04/02/2011 02:06 59.7
29/01/2011 04:21 59.7	30/01/2011 05:31 60.7	31/01/2011 06:41 58.2	01/02/2011 23:51 57.1	03/02/2011 01:01 57.9	04/02/2011 02:11 60.2
29/01/2011 04:26 59.8	30/01/2011 05:36 61.4	31/01/2011 06:46 56.3	01/02/2011 23:56 59.2	03/02/2011 01:06 57.8	04/02/2011 02:16 59.8
29/01/2011 04:31 60.3	30/01/2011 05:41 62.4	31/01/2011 06:51 59.4	02/02/2011 00:01 58.3	03/02/2011 01:11 51.5	04/02/2011 02:21 58.6
29/01/2011 04:36 60.9	30/01/2011 05:46 41.6	31/01/2011 06:56 58.9	02/02/2011 00:06 57.8	03/02/2011 01:16 59.1	04/02/2011 02:26 60.5
29/01/2011 04:41 59.2	30/01/2011 05:51 61.2	31/01/2011 23:01 60.1	02/02/2011 00:11 59.5	03/02/2011 01:21 53.9	04/02/2011 02:31 59.8
29/01/2011 04:46 60.0	30/01/2011 05:56 61.3	31/01/2011 23:06 58.6	02/02/2011 00:16 57.0	03/02/2011 01:26 52.9	04/02/2011 02:36 59.9
29/01/2011 04:51 61.0	30/01/2011 06:01 61.0	31/01/2011 23:11 59.7	02/02/2011 00:21 57.2	03/02/2011 01:31 54.1	04/02/2011 02:41 59.7
29/01/2011 04:56 60.3	30/01/2011 06:06 61.3	31/01/2011 23:16 58.7	02/02/2011 00:26 55.6	03/02/2011 01:36 61.9	04/02/2011 02:46 59.2
29/01/2011 05:01 60.6	30/01/2011 06:11 61.8	31/01/2011 23:21 59.4	02/02/2011 00:31 55.8	03/02/2011 01:41 61.3	04/02/2011 02:51 60.4
29/01/2011 05:06 60.4	30/01/2011 06:16 61.5	31/01/2011 23:26 59.5	02/02/2011 00:36 55.2	03/02/2011 01:46 61.6	04/02/2011 02:56 59.1
29/01/2011 05:11 61.2	30/01/2011 06:21 55.4	31/01/2011 23:31 59.4	02/02/2011 00:41 54.6	03/02/2011 01:51 61.8	04/02/2011 03:01 59.1
29/01/2011 05:16 60.1	30/01/2011 06:26 61.7	31/01/2011 23:36 59.2	02/02/2011 00:46 49.1	03/02/2011 01:56 49.5	04/02/2011 03:06 59.8
29/01/2011 05:21 60.0	30/01/2011 06:31 53.7	31/01/2011 23:41 56.8	02/02/2011 00:51 56.3	03/02/2011 02:01 61.8	04/02/2011 03:11 58.2
29/01/2011 05:26 60.7	30/01/2011 06:36 50.8	31/01/2011 23:46 58.8	02/02/2011 00:56 55.0	03/02/2011 02:06 61.4	04/02/2011 03:16 59.0
29/01/2011 05:31 61.1	30/01/2011 06:41 52.9	31/01/2011 23:51 60.7	02/02/2011 01:01 50.0	03/02/2011 02:11 51.4	04/02/2011 03:21 59.0
29/01/2011 05:36 60.4	30/01/2011 06:46 57.4	31/01/2011 23:56 58.7	02/02/2011 01:06 61.2	03/02/2011 02:16 61.7	04/02/2011 03:26 58.1
29/01/2011 05:41 61.3	30/01/2011 06:51 56.3	01/02/2011 00:01 58.3	02/02/2011 01:11 53.8	03/02/2011 02:21 61.9	04/02/2011 03:31 58.8
29/01/2011 05:46 60.3	30/01/2011 06:56 61.2	01/02/2011 00:06 57.7	02/02/2011 01:16 61.7	03/02/2011 02:26 61.5	04/02/2011 03:36 59.1
29/01/2011 05:51 60.3	30/01/2011 23:01 57.5	01/02/2011 00:11 58.0	02/02/2011 01:21 61.6	03/02/2011 02:31 61.9	04/02/2011 03:41 59.3
29/01/2011 05:56 61.0	30/01/2011 23:06 59.7	01/02/2011 00:16 57.4	02/02/2011 01:26 61.5	03/02/2011 02:36 61.5	04/02/2011 03:46 58.8
29/01/2011 06:01 61.1	30/01/2011 23:11 57.9	01/02/2011 00:21 54.7	02/02/2011 01:31 61.6	03/02/2011 02:41 61.6	04/02/2011 03:51 60.4
29/01/2011 06:06 61.4	30/01/2011 23:16 57.2	01/02/2011 00:26 58.9	02/02/2011 01:36 61.9	03/02/2011 02:46 61.9	04/02/2011 03:56 59.0
29/01/2011 06:11 61.9	30/01/2011 23:21 60.1	01/02/2011 00:31 55.3	02/02/2011 01:41 60.8	03/02/2011 02:51 61.1	04/02/2011 04:01 58.1
29/01/2011 06:16 61.6	30/01/2011 23:26 59.6	01/02/2011 00:36 58.5	02/02/2011 01:46 61.0	03/02/2011 02:56 60.5	04/02/2011 04:06 57.9
29/01/2011 06:21 50.5	30/01/2011 23:31 60.0	01/02/2011 00:41 56.2	02/02/2011 01:51 60.9	03/02/2011 03:01 60.7	04/02/2011 04:11 58.3
29/01/2011 06:26 52.4	30/01/2011 23:36 58.4	01/02/2011 00:46 50.8	02/02/2011 01:56 61.2	03/02/2011 03:06 60.5	04/02/2011 04:16 58.6
29/01/2011 06:31 52.8	30/01/2011 23:41 58.4	01/02/2011 00:51 44.6	02/02/2011 02:01 61.8	03/02/2011 03:11 61.2	04/02/2011 04:21 59.0
29/01/2011 06:36 53.6	30/01/2011 23:46 58.8	01/02/2011 00:56 61.8	02/02/2011 02:06 60.7	03/02/2011 03:16 60.9	04/02/2011 04:26 58.9
29/01/2011 06:41 57.8	30/01/2011 23:51 57.8	01/02/2011 01:01 61.5	02/02/2011 02:11 60.2	03/02/2011 03:21 60.5	04/02/2011 04:31 59.6
29/01/2011 06:46 57.8	30/01/2011 23:56 59.4	01/02/2011 01:06 61.6	02/02/2011 02:16 60.3	03/02/2011 03:26 60.9	04/02/2011 04:36 57.9
29/01/2011 06:51 59.6	31/01/2011 00:01 57.5	01/02/2011 01:11 47.4	02/02/2011 02:21 60.2	03/02/2011 03:31 60.8	04/02/2011 04:41 58.4
29/01/2011 06:56 60.6	31/01/2011 00:06 55.7	01/02/2011 01:16 61.2	02/02/2011 02:26 60.3	03/02/2011 03:36 60.2	04/02/2011 04:46 59.4
29/01/2011 23:01 59.0	31/01/2011 00:11 53.2	01/02/2011 01:21 61.5	02/02/2011 02:31 60.5	03/02/2011 03:41 61.8	04/02/2011 04:51 59.1
29/01/2011 23:06 60.2	31/01/2011 00:16 53.1	01/02/2011 01:26 61.2	02/02/2011 02:36 60.0	03/02/2011 03:46 61.1	04/02/2011 04:56 59.3
29/01/2011 23:11 56.5	31/01/2011 00:21 55.8	01/02/2011 01:31 61.8	02/02/2011 02:41 60.3	03/02/2011 03:51 60.3	04/02/2011 05:01 58.9
29/01/2011 23:16 49.3	31/01/2011 00:26 48.2	01/02/2011 01:36 61.2	02/02/2011 02:46 60.8	03/02/2011 03:56 59.9	04/02/2011 05:06 59.1
29/01/2011 23:21 50.3	31/01/2011 00:31 51.4	01/02/2011 01:41 61.6	02/02/2011 02:51 60.3	03/02/2011 04:01 60.3	04/02/2011 05:11 58.5
29/01/2011 23:26 55.4	31/01/2011 00:36 61.5	01/02/2011 01:46 61.2	02/02/2011 02:56 60.3	03/02/2011 04:06 59.7	04/02/2011 05:16 58.9
29/01/2011 23:31 59.0	31/01/2011 00:41 49.8	01/02/2011 01:51 61.5	02/02/2011 03:01 59.4	03/02/2011 04:11 60.5	04/02/2011 05:21 59.6
29/01/2011 23:36 58.0	31/01/2011 00:46 61.5	01/02/2011 01:56 61.1	02/02/2011 03:06 60.3	03/02/2011 04:16 60.5	04/02/2011 05:26 59.2
29/01/2011 23:41 57.6	31/01/2011 00:51 61.3	01/02/2011 02:01 60.7	02/02/2011 03:11 60.1	03/02/2011 04:21 60.3	04/02/2011 05:31 59.1
29/01/2011 23:46 59.4	31/01/2011 00:56 61.2	01/02/2011 02:06 60.9	02/02/2011 03:16 59.1	03/02/2011 04:26 60.4	04/02/2011 05:36 59.5
29/01/2011 23:51 59.5	31/01/2011 01:01 61.2	01/02/2011 02:11 60.2	02/02/2011 03:21 59.4	03/02/2011 04:31 60.0	04/02/2011 05:41 59.3
29/01/2011 23:56 59.1	31/01/2011 01:06 60.8	01/02/2011 02:16 60.2	02/02/2011 03:26 59.8	03/02/2011 04:36 61.0	04/02/2011 05:46 60.2
30/01/2011 00:01 58.6	31/01/2011 01:11 60.4	01/02/2011 02:21 60.7	02/02/2011 03:31 59.5	03/02/2011 04:41 60.3	04/02/2011 05:51 60.5
30/01/2011 00:06 59.5	31/01/2011 01:16 61.3	01/02/2011 02:26 61.3	02/02/2011 03:36 59.3	03/02/2011 04:46 59.8	04/02/2011 05:56 59.0
30/01/2011 00:11 61.7	31/01/2011 01:21 61.9	01/02/2011 02:31 60.2	02/02/2011 03:41 60.2	03/02/2011 04:51 59.7	04/02/2011 06:01 60.1
30/01/2011 00:16 58.7	31/01/2011 01:26 60.2	01/02/2011 02:36 59.7	02/02/2011 03:46 60.0	03/02/2011 04:56 60.3	04/02/2011 06:06 60.0
30/01/2011 00:21 57.2	31/01/2011 01:31 53.6	01/02/2011 02:41 60.3	02/02/2011 03:51 59.2	03/02/2011 05:01 60.5	04/02/2011 06:11 59.1
30/01/2011 00:26 58.2	31/01/2011 01:36 60.0	01/02/2011 02:46 60.6	02/02/2011 03:56 59.7	03/02/2011 05:06 60.1	04/02/2011 06:16 61.2
30/01/2011 00:31 59.5	31/01/2011 01:41 59.5	01/02/2011 02:51 59.9	02/02/2011 04:01 60.5	03/02/2011 05:11 60.9	04/02/2011 06:21 60.7
30/01/2011 00:36 56.1	31/01/2011 01:46 59.2	01/02/2011 02:56 60.5	02/02/2011 04:06 60.7	03/02/2011 05:16 61.3	04/02/2011 06:26 60.6
30/01/2011 00:41 54.3	31/01/2011 01:51 60.5	01/02/2011 03:01 59.1	02/02/2011 04:11 59.0	03/02/2011 05:21 59.9	04/02/2011 06:31 61.6
30/01/2011 00:46 51.2	31/01/2011 01:56 60.9	01/02/2011 03:06 59.2	02/02/2011 04:16 59.1	03/02/2011 05:26 60.3	04/02/2011 06:36 61.3
30/01/2011 00:51 55.4	31/01/2011 02:01 58.3	01/02/2011 03:11 60.1	02/02/2011 04:21 59.4	03/02/2011 05:31 61.3	04/02/2011 06:41 60.4
30/01/2011 00:56 61.5	31/01/2011 02:06 58.8	01/02/2011 03:16 58.6	02/02/2011 04:26 60.4	03/02/2011 05:36 60.5	04/02/2011 06:46 61.0
30/01/2011 01:01 61.8	31/01/2011 02:11 58.5	01/02/2011 03:21 59.7	02/02/2011 04:31 58.7	03/02/2011 05:41 60.7	04/02/2011 06:51 61.4
30/01/2011 01:06 41.6	31/01/2011 02:16 59.4	01/02/2011 03:26 59.9	02/02/2011 04:36 61.4	03/02/2011 05:46 61.3	04/02/2011 06:56 46.0
30/01/2011 01:11 55.6	31/01/2011 02:21 58.7	01/02/2011 03:31 59.9	02/02/2011 04:41 59.4	03/02/2011 05:51 60.9	04/02/2011 23:01 58.2
30/01/2011 01:16 52.0	31/01/2011 02:26 60.4	01/02/2011 03:36 59.5	02/02/2011 04:46 58.3	03/02/2011 05:56 61.2	04/02/2011 23:06 57.5
30/01/2011 01:21 46.0	31/01/2011 02:31 58.9	01/02/2011 03:41 59.4	02/02/2011 04:51 58.9	03/02/2011 06:01 60.9	04/02/2011 23:11 54.9
30/01/2011 01:26 52.6	31/01/2011 02:36 59.6	01/02/2011 03:46 58.9	02/02/2011 04:56 58.8	03/02/2011 06:06 60.8	04/02/2011 23:16 51.3
30/01/2011 01:31 43.3	31/01/2011 02:41 57.7	01/02/2011 03:51 61.0	02/02/2011 05:01 59.8	03/02/2011 06:11 61.2	04/02/2011 23:21 58.0
30/01/2011 01:36 61.7	31/01/2011 02:46 58.0	01/02/2011 03:56 58.7	02/02/2011 05:06 59.2	03/02/2011 06:16 60.9	04/02/2011 23:26 58.2

Real-time Noise Data RTN1 (FEHD Hong Kong Transport Section Whitefield Depot)

04/02/2011 23:31 53.1	06/02/2011 00:41 53.2	07/02/2011 01:51 60.0	08/02/2011 03:01 59.7	09/02/2011 04:11 58.2	10/02/2011 05:21 58.4
04/02/2011 23:36 57.0	06/02/2011 00:46 55.2	07/02/2011 01:56 59.8	08/02/2011 03:06 60.5	09/02/2011 04:16 58.0	10/02/2011 05:26 60.7
04/02/2011 23:41 59.1	06/02/2011 00:51 41.6	07/02/2011 02:01 60.2	08/02/2011 03:11 59.3	09/02/2011 04:21 58.1	10/02/2011 05:31 60.3
04/02/2011 23:46 55.4	06/02/2011 00:56 50.9	07/02/2011 02:06 60.9	08/02/2011 03:16 59.2	09/02/2011 04:26 58.6	10/02/2011 05:36 59.5
04/02/2011 23:51 56.9	06/02/2011 01:01 61.4	07/02/2011 02:11 59.6	08/02/2011 03:21 59.2	09/02/2011 04:31 58.2	10/02/2011 05:41 60.0
04/02/2011 23:56 56.9	06/02/2011 01:06 61.3	07/02/2011 02:16 60.7	08/02/2011 03:26 59.9	09/02/2011 04:36 57.8	10/02/2011 05:46 61.0
05/02/2011 00:01 57.5	06/02/2011 01:11 61.5	07/02/2011 02:21 60.4	08/02/2011 03:31 60.4	09/02/2011 04:41 57.2	10/02/2011 05:51 60.7
05/02/2011 00:06 55.6	06/02/2011 01:16 60.7	07/02/2011 02:26 59.2	08/02/2011 03:36 59.7	09/02/2011 04:46 58.1	10/02/2011 05:56 59.3
05/02/2011 00:11 53.5	06/02/2011 01:21 61.1	07/02/2011 02:31 59.2	08/02/2011 03:41 61.0	09/02/2011 04:51 57.9	10/02/2011 06:01 61.6
05/02/2011 00:16 54.9	06/02/2011 01:26 61.5	07/02/2011 02:36 58.7	08/02/2011 03:46 59.1	09/02/2011 04:56 59.4	10/02/2011 06:06 61.1
05/02/2011 00:21 50.8	06/02/2011 01:31 61.7	07/02/2011 02:41 59.1	08/02/2011 03:51 59.1	09/02/2011 05:01 58.3	10/02/2011 06:11 61.2
05/02/2011 00:26 54.7	06/02/2011 01:36 61.1	07/02/2011 02:46 57.8	08/02/2011 03:56 59.1	09/02/2011 05:06 58.7	10/02/2011 06:16 61.8
05/02/2011 00:31 61.9	06/02/2011 01:41 60.9	07/02/2011 02:51 58.5	08/02/2011 04:01 60.1	09/02/2011 05:11 58.3	10/02/2011 06:21 60.9
05/02/2011 00:36 55.0	06/02/2011 01:46 61.4	07/02/2011 02:56 58.3	08/02/2011 04:06 60.0	09/02/2011 05:16 58.2	10/02/2011 06:26 54.5
05/02/2011 00:41 38.5	06/02/2011 01:51 61.0	07/02/2011 03:01 58.9	08/02/2011 04:11 58.3	09/02/2011 05:21 59.0	10/02/2011 06:31 53.3
05/02/2011 00:46 61.8	06/02/2011 01:56 60.9	07/02/2011 03:06 59.1	08/02/2011 04:16 57.7	09/02/2011 05:26 59.4	10/02/2011 06:36 59.0
05/02/2011 00:51 44.0	06/02/2011 02:01 60.7	07/02/2011 03:11 60.7	08/02/2011 04:21 59.7	09/02/2011 05:31 59.4	10/02/2011 06:41 58.1
05/02/2011 00:56 61.1	06/02/2011 02:06 61.4	07/02/2011 03:16 60.4	08/02/2011 04:26 60.0	09/02/2011 05:36 59.8	10/02/2011 06:46 60.3
05/02/2011 01:01 60.8	06/02/2011 02:11 61.1	07/02/2011 03:21 60.7	08/02/2011 04:31 58.8	09/02/2011 05:41 60.0	10/02/2011 06:51 59.1
05/02/2011 01:06 60.4	06/02/2011 02:16 60.6	07/02/2011 03:26 61.0	08/02/2011 04:36 59.4	09/02/2011 05:46 61.1	10/02/2011 06:56 61.5
05/02/2011 01:11 60.6	06/02/2011 02:21 60.5	07/02/2011 03:31 59.2	08/02/2011 04:41 59.6	09/02/2011 05:51 60.5	10/02/2011 23:01 58.9
05/02/2011 01:16 61.5	06/02/2011 02:26 61.0	07/02/2011 03:36 58.9	08/02/2011 04:46 58.5	09/02/2011 05:56 60.5	10/02/2011 23:06 58.3
05/02/2011 01:21 61.2	06/02/2011 02:31 60.9	07/02/2011 03:41 58.2	08/02/2011 04:51 60.2	09/02/2011 06:01 60.7	10/02/2011 23:11 59.8
05/02/2011 01:26 60.9	06/02/2011 02:36 60.8	07/02/2011 03:46 60.4	08/02/2011 04:56 60.2	09/02/2011 06:06 61.5	10/02/2011 23:16 58.9
05/02/2011 01:31 60.9	06/02/2011 02:41 60.4	07/02/2011 03:51 58.1	08/02/2011 05:01 60.1	09/02/2011 06:11 61.1	10/02/2011 23:21 60.0
05/02/2011 01:36 61.5	06/02/2011 02:46 61.0	07/02/2011 03:56 56.9	08/02/2011 05:06 59.8	09/02/2011 06:16 53.2	10/02/2011 23:26 59.4
05/02/2011 01:41 61.1	06/02/2011 02:51 60.6	07/02/2011 04:01 58.6	08/02/2011 05:11 60.0	09/02/2011 06:21 61.8	10/02/2011 23:31 55.9
05/02/2011 01:46 60.8	06/02/2011 02:56 60.1	07/02/2011 04:06 58.9	08/02/2011 05:16 59.9	09/02/2011 06:26 49.3	10/02/2011 23:36 58.1
05/02/2011 01:51 61.4	06/02/2011 03:01 60.4	07/02/2011 04:11 58.8	08/02/2011 05:21 59.8	09/02/2011 06:31 53.1	10/02/2011 23:41 58.7
05/02/2011 01:56 60.3	06/02/2011 03:06 59.3	07/02/2011 04:16 58.9	08/02/2011 05:26 60.5	09/02/2011 06:36 56.0	10/02/2011 23:46 55.3
05/02/2011 02:01 60.1	06/02/2011 03:11 60.0	07/02/2011 04:21 59.4	08/02/2011 05:31 61.0	09/02/2011 06:41 58.5	10/02/2011 23:51 57.7
05/02/2011 02:06 60.2	06/02/2011 03:16 59.6	07/02/2011 04:26 59.1	08/02/2011 05:36 46.4	09/02/2011 06:46 56.1	10/02/2011 23:56 57.0
05/02/2011 02:11 60.6	06/02/2011 03:21 59.9	07/02/2011 04:31 58.4	08/02/2011 05:41 61.5	09/02/2011 06:51 57.5	11/02/2011 00:01 56.7
05/02/2011 02:16 60.2	06/02/2011 03:26 59.7	07/02/2011 04:36 59.3	08/02/2011 05:46 61.4	09/02/2011 06:56 60.1	11/02/2011 00:06 50.9
05/02/2011 02:21 60.3	06/02/2011 03:31 59.5	07/02/2011 04:41 59.3	08/02/2011 05:51 61.1	09/02/2011 23:01 57.2	11/02/2011 00:11 58.0
05/02/2011 02:26 60.4	06/02/2011 03:36 60.1	07/02/2011 04:46 59.6	08/02/2011 05:56 60.9	09/02/2011 23:06 55.6	11/02/2011 00:16 57.0
05/02/2011 02:31 60.4	06/02/2011 03:41 59.6	07/02/2011 04:51 58.8	08/02/2011 06:01 61.9	09/02/2011 23:11 59.5	11/02/2011 00:21 56.8
05/02/2011 02:36 60.0	06/02/2011 03:46 59.9	07/02/2011 04:56 60.0	08/02/2011 06:06 59.6	09/02/2011 23:16 57.2	11/02/2011 00:26 57.3
05/02/2011 02:41 59.7	06/02/2011 03:51 59.3	07/02/2011 05:01 58.6	08/02/2011 06:11 61.9	09/02/2011 23:21 58.5	11/02/2011 00:31 61.9
05/02/2011 02:46 59.8	06/02/2011 03:56 59.8	07/02/2011 05:06 58.9	08/02/2011 06:16 56.0	09/02/2011 23:26 55.3	11/02/2011 00:36 38.5
05/02/2011 02:51 60.2	06/02/2011 04:01 60.0	07/02/2011 05:11 58.1	08/02/2011 06:21 57.6	09/02/2011 23:31 58.3	11/02/2011 00:41 47.7
05/02/2011 02:56 59.9	06/02/2011 04:06 59.6	07/02/2011 05:16 59.4	08/02/2011 06:26 58.3	09/02/2011 23:36 58.6	11/02/2011 00:46 61.7
05/02/2011 03:01 60.9	06/02/2011 04:11 59.4	07/02/2011 05:21 58.2	08/02/2011 06:31 55.3	09/02/2011 23:41 56.3	11/02/2011 00:51 61.8
05/02/2011 03:06 61.1	06/02/2011 04:16 59.5	07/02/2011 05:26 57.8	08/02/2011 06:36 60.9	09/02/2011 23:46 56.5	11/02/2011 00:56 61.6
05/02/2011 03:11 59.5	06/02/2011 04:21 59.8	07/02/2011 05:31 58.7	08/02/2011 06:41 59.9	09/02/2011 23:51 58.2	11/02/2011 01:01 61.4
05/02/2011 03:16 58.5	06/02/2011 04:26 59.2	07/02/2011 05:36 59.8	08/02/2011 06:46 60.0	09/02/2011 23:56 58.0	11/02/2011 01:06 60.5
05/02/2011 03:21 59.8	06/02/2011 04:31 59.7	07/02/2011 05:41 60.4	08/02/2011 06:51 59.1	10/02/2011 00:01 53.6	11/02/2011 01:11 61.8
05/02/2011 03:26 59.3	06/02/2011 04:36 59.1	07/02/2011 05:46 59.8	08/02/2011 06:56 62.5	10/02/2011 00:06 54.3	11/02/2011 01:16 60.6
05/02/2011 03:31 59.3	06/02/2011 04:41 58.8	07/02/2011 05:51 61.6	08/02/2011 23:01 58.2	10/02/2011 00:11 50.6	11/02/2011 01:21 60.5
05/02/2011 03:36 59.0	06/02/2011 04:46 59.5	07/02/2011 05:56 59.5	08/02/2011 23:06 58.6	10/02/2011 00:16 55.0	11/02/2011 01:26 60.5
05/02/2011 03:41 59.6	06/02/2011 04:51 60.0	07/02/2011 06:01 59.7	08/02/2011 23:11 59.1	10/02/2011 00:21 54.0	11/02/2011 01:31 60.6
05/02/2011 03:46 59.3	06/02/2011 04:56 59.0	07/02/2011 06:06 61.1	08/02/2011 23:16 57.1	10/02/2011 00:26 58.1	11/02/2011 01:36 61.0
05/02/2011 03:51 58.6	06/02/2011 05:01 59.3	07/02/2011 06:11 61.7	08/02/2011 23:21 58.4	10/02/2011 00:31 55.3	11/02/2011 01:41 61.3
05/02/2011 03:56 58.8	06/02/2011 05:06 59.7	07/02/2011 06:16 43.3	08/02/2011 23:26 58.9	10/02/2011 00:36 52.7	11/02/2011 01:46 61.1
05/02/2011 04:01 58.5	06/02/2011 05:11 59.1	07/02/2011 06:21 61.2	08/02/2011 23:31 56.0	10/02/2011 00:41 61.8	11/02/2011 01:51 60.6
05/02/2011 04:06 58.2	06/02/2011 05:16 58.7	07/02/2011 06:26 51.9	08/02/2011 23:36 57.5	10/02/2011 00:46 56.4	11/02/2011 01:56 60.3
05/02/2011 04:11 58.9	06/02/2011 05:21 59.4	07/02/2011 06:31 54.1	08/02/2011 23:41 58.0	10/02/2011 00:51 61.8	11/02/2011 02:01 59.3
05/02/2011 04:16 59.3	06/02/2011 05:26 59.3	07/02/2011 06:36 57.0	08/02/2011 23:46 56.8	10/02/2011 00:56 61.0	11/02/2011 02:06 60.0
05/02/2011 04:21 60.2	06/02/2011 05:31 60.0	07/02/2011 06:41 57.0	08/02/2011 23:51 53.8	10/02/2011 01:01 52.0	11/02/2011 02:11 60.1
05/02/2011 04:26 59.5	06/02/2011 05:36 60.6	07/02/2011 06:46 56.7	08/02/2011 23:56 55.8	10/02/2011 01:06 60.3	11/02/2011 02:16 59.8
05/02/2011 04:31 59.2	06/02/2011 05:41 60.9	07/02/2011 06:51 53.8	09/02/2011 00:01 56.3	10/02/2011 01:11 60.7	11/02/2011 02:21 59.3
05/02/2011 04:36 59.1	06/02/2011 05:46 61.1	07/02/2011 06:56 59.5	09/02/2011 00:06 55.4	10/02/2011 01:16 60.4	11/02/2011 02:26 59.9
05/02/2011 04:41 59.3	06/02/2011 05:51 52.7	07/02/2011 23:01 61.3	09/02/2011 00:11 55.2	10/02/2011 01:21 60.5	11/02/2011 02:31 59.4
05/02/2011 04:46 58.8	06/02/2011 05:56 60.7	07/02/2011 23:06 60.3	09/02/2011 00:16 53.4	10/02/2011 01:26 60.7	11/02/2011 02:36 59.1
05/02/2011 04:51 58.1	06/02/2011 06:01 60.2	07/02/2011 23:11 61.8	09/02/2011 00:21 54.1	10/02/2011 01:31 60.0	11/02/2011 02:41 59.5
05/02/2011 04:56 58.8	06/02/2011 06:06 59.8	07/02/2011 23:16 61.1	09/02/2011 00:26 57.3	10/02/2011 01:36 60.9	11/02/2011 02:46 58.5
05/02/2011 05:01 58.9	06/02/2011 06:11 50.9	07/02/2011 23:21 59.6	09/02/2011 00:31 54.4	10/02/2011 01:41 59.5	11/02/2011 02:51 60.0
05/02/2011 05:06 57.5	06/02/2011 06:16 60.5	07/02/2011 23:26 60.9	09/02/2011 00:36 41.6	10/02/2011 01:46 59.7	11/02/2011 02:56 59.5
05/02/2011 05:11 58.5	06/02/2011 06:21 60.7	07/02/2011 23:31 61.1	09/02/2011 00:41 45.6	10/02/2011 01:51 60.1	11/02/2011 03:01 58.5
05/02/2011 05:16 59.2	06/02/2011 06:26 61.4	07/02/2011 23:36 60.0	09/02/2011 00:46 61.6	10/02/2011 01:56 60.8	11/02/2011 03:06 58.5
05/02/2011 05:21 59.1	06/02/2011 06:31 60.9	07/02/2011 23:41 61.9	09/02/2011 00:51 61.3	10/02/2011 02:01 59.0	11/02/2011 03:11 57.4
05/02/2011 05:26 59.4	06/02/2011 06:36 61.3	07/02/2011 23:46 61.0	09/02/2011 00:56 60.8	10/02/2011 02:06 59.7	11/02/2011 03:16 59.5
05/02/2011 05:31 59.5	06/02/2011 06:41 61.3	07/02/2011 23:51 60.2	09/02/2011 01:01 60.9	10/02/2011 02:11 58.6	11/02/2011 03:21 58.0
05/02/2011 05:36 60.7	06/02/2011 06:46 47.9	07/02/2011 23:56 58.3	09/02/2011 01:06 60.4	10/02/2011 02:16 58.8	11/02/2011 03:26 57.7
05/02/2011 05:41 61.0	06/02/2011 06:51 61.4	08/02/2011 00:01 61.7	09/02/2011 01:11 60.0	10/02/2011 02:21 60.4	11/02/2011 03:31 58.0
05/02/2011 05:46 60.3	06/02/2011 06:56 51.7	08/02/2011 00:06 61.5	09/02/2011 01:16 61.5	10/02/2011 02:26 58.8	11/02/2011 03:36 58.9
05/02/2011 05:51 59.6	06/02/2011 23:01 57.1	08/02/2011 00:11 59.5	09/02/2011 01:21 60.2	10/02/2011 02:31 60.1	11/02/2011 03:41 58.3
05/02/2011 05:56 59.4	06/02/2011 23:06 54.0	08/02/2011 00:16 59.0	09/02/2011 01:26 60.6	10/02/2011 02:36 58.6	11/02/2011 03:46 59.2
05/02/2011 06:01 59.9	06/02/2011 23:11 56.4	08/02/2011 00:21 60.7	09/02/2011 01:31 61.4	10/02/2011 02:41 59.3	11/02/2011 03:51 58.8
05/02/2011 06:06 60.9	06/02/2011 23:16 57.4	08/02/2011 00:26 60.7	09/02/2011 01:36 59.8	10/02/2011 02:46 59.8	11/02/2011 03:56 59.3
05/02/2011 06:11 60.0	06/02/2011 23:21 55.2	08/02/2011 00:31 57.9	09/02/2011 01:41 60.9	10/02/2011 02:51 58.8	11/02/2011 04:01 58.7
05/02/2011 06:16 60.7	06/02/2011 23:26 58.2	08/02/2011 00:36 58.5	09/02/2011 01:46 60.3	10/02/2011 02:56 58.3	11/02/2011 04:06 58.4
05/02/2011 06:21 60.5	06/02/2011 23:31 58.9	08/02/2011 00:41 57.0	09/02/2011 01:51 59.5	10/02/2011 03:01 59.4	11/02/2011 04:11 58.3
05/02/2011 06:26 60.8	06/02/2011 23:36 53.3	08/02/2011 00:46 61.0	09/02/2011 01:56 59.6	10/02/2011 03:06 58.5	11/02/2011 04:16 57.5
05/02/2011 06:31 60.9	06/02/2011 23:41 56.8	08/02/2011 00:51 52.4	09/02/2011 02:01 59.7	10/02/2011 03:11 58.5	11/02/2011 04:21 58.1
05/02/2011 06:36 60.3	06/02/2011 23:46 56.4	08/02/2011 00:56 57.2	09/02/2011 02:06 59.6	10/02/2011 03:16 58.6	11/02/2011 04:26 59.1
05/02/2011 06:41 61.4	06/02/2011 23:51 56.3	08/02/2011 01:01 61.9	09/02/2011 02:11 60.0	10/02/2011 03:21 58.2	11/02/2011 04:31 58.4
05/02/2011 06:46 61.4	06/02/2011 23:56 55.4	08/02/2011 01:06 52.6	09/02/2011 02:16 59.1	10/02/2011 03:26 58.0	11/02/2011 04:36 58.4
05/02/2011 06:51 52.6	07/02/2011 00:01 56.6	08/02/2011 01:11 61.6	09/02/2011 02:21 59.6	10/02/2011 03:31 59.5	11/02/2011 04:41 58.3
05/02/2011 06:56 61.0	07/02/2011 00:06 54.6	08/02/2011 01:16 54.3	09/02/2011 02:26 59.8	10/02/2011 03:36 58.1	11/02/2011 04:46 58.5
05/02/2011 23:01 58.1	07/02/2011 00:11 43.3	08/02/2011 01:21 49.1	09/02/2011 02:31 59.3	10/02/2011 03:41 58.7	11/02/2011 04:51 57.0
05/02/2011 23:06 57.3	07/02/2011 00:16 51.3	08/02/2011 01:26 52.6	09/02/2011 02:36 59.6	10/02/2011 03:46 58.9	11/02/2011 04:56 59.1
05/02/2011 23:11 57.2	07/02/2011 00:21 61.7	08/02/2011 01:31 56.3	09/02/2011 02:41 59.0	10/02/2011 03:51 58.5	11/02/2011 05:01 58.3
05/02/2011 23:16 58.7	07/02/2011 00:26 49.7	08/02/2011 01:36 61.8	09/02/2011 02:46 59.7	10/02/2011 03:56 57.9	11/02/2011 05:06 58.5
05/02/2011 23:21 57.9	07/02/2011 00:31 61.8	08/02/2011 01:41 61.5	09/02/2011 02:51 59.3	10/02/2011 04:01 57.2	11/02/2011 05:11 57.8
05/02/2011 23:26 50.2	07/02/2011 00:36 50.9	08/02/2011 01:46 61.7	09/02/2011 02:56 59.1	10/02/2011 04:06 57.9	11/02/2011 05:16 58.1
05/02/2011 23:31 56.0	07/02/2011 00:41 46.0	08/02/2011 01:51 60.9	09/02/2011 03:01 58.5	10/02/2011 04:11 57.6	11/02/2011 05:21 57.5
05/02/2011 23:36 54.8	07/02/2011 00:46 61.7	08/02/2011 01:56 61.1	09/02/2011 03:06 59.0	10/02/2011 04:16 58.2	11/02/2011 05:26 58.6
05/02/2011 23:41 57.0	07/02/2011 00:51 61.9	08/02/2011 02:01 38.5	09/02/2011 03:11 58.8	10/02/2011 04:21 57.6	11/02/2011 05:31 58.5
05/02/2011 23:46 58.4	07/02/2011 00:56 61.2	08/02/2011 02:06 60.4	09/02/2011 03:16 58.3	10/02/2011 04:26 57.3	11/02/2011 05:36 60.4
05/02/2011 23:51 53.8	07/02/2011 01:01 60.5	08/02/2011 02:11 60.9	09/02/2011 03:21 58.1	10/02/2011 04:31 58.3	11/02/2011 05:41 59.2
05/02/2011 23:56 50.6	07/02/2011 01:06 61.7	08/02/2011 02:16 61.5	09/02/2011 03:26 59.1	10/02/2011 04:36 58.0	11/02/2011 05:46 59.9
06/02/2011 00:01 55.1	07/02/2011 01:11 60.1	08/02/2011 02:21 61.2	09/02/2011 03:31 59.2	10/02/2011 04:41 58.6	11/02/2011 05:51 61.0
06/02/2011 00:06 58.0	07/02/2011 01:16 61.3	08/02/2011 02:26 61.4	09/02/2011 03:36 58.4	10/02/2011 04:46 57.9	11/02/2011 05:56 60.2
06/02/2011 00:11 56.3	07/02/2011 01:21 60.7	08/02/2011 02:31 61.3	09/02/2011 03:41 58.2	10/02/2011 04:51 57.5	11/02/2011 06:01 61.4
06/02/2011 00:16 54.2	07/02/2011 01:26 60.5	08/02/2011 02:36 60.8	09/02/2011 03:46 59.1	10/02/2011 04:56 59.4	11/02/2011 06:06 61.4
06/02/2011 00:21 56.1	07/02/2011 01:31 59.7	08/02/2011 02:41 60.6	09/02/2011 03:51 58.3	10/02/2011 05:01 58.3	11/02/2011 06:11 60.5
06/02/2011 00:26 53.2	07/02/2011 01:36 60.3	08/02/2011 02:46 59.5	09/02/2011 03:56 58.2	10/02/2011 05:06 58.6	11/02/2011 06:16 60.6
06/02/2011 00:31 55.2	07/02/2011 01:41 60.1	08/02/2011 02:51 59.4	09/02/2011 04:01 57.2	10/02/2011 05:11 58.4	11/02/2011 06:21 61.2
06/02/2011 00:36 52.2	07/02/2011 01:46 59.4	08/02/2011 02:56 59.7	09/02/2011 04:06 58.3	10/02/2011 05:16 58.7	11/02/2011 06:26 47.1

Real-time Noise Data RTN1 (FEHD Hong Kong Transport Section Whitefield Depot)

11/02/2011 06:31 61.7	12/02/2011 23:41 60.5	14/02/2011 00:51 61.6	15/02/2011 02:01 59.3	16/02/2011 03:11 57.8	17/02/2011 04:21 59.6
11/02/2011 06:36 53.0	12/02/2011 23:46 59.6	14/02/2011 00:56 61.0	15/02/2011 02:06 60.1	16/02/2011 03:16 59.4	17/02/2011 04:26 57.3
11/02/2011 06:41 55.9	12/02/2011 23:51 56.3	14/02/2011 01:01 60.8	15/02/2011 02:11 60.0	16/02/2011 03:21 58.0	17/02/2011 04:31 57.9
11/02/2011 06:46 58.1	12/02/2011 23:56 58.5	14/02/2011 01:06 61.0	15/02/2011 02:16 59.1	16/02/2011 03:26 57.9	17/02/2011 04:36 57.7
11/02/2011 06:51 55.8	13/02/2011 00:01 59.6	14/02/2011 01:11 61.6	15/02/2011 02:21 60.0	16/02/2011 03:31 58.2	17/02/2011 04:41 58.1
11/02/2011 06:56 59.7	13/02/2011 00:06 58.8	14/02/2011 01:16 47.7	15/02/2011 02:26 60.2	16/02/2011 03:36 58.5	17/02/2011 04:46 58.0
11/02/2011 23:01 59.4	13/02/2011 00:11 59.2	14/02/2011 01:21 60.9	15/02/2011 02:31 59.5	16/02/2011 03:41 58.9	17/02/2011 04:51 57.0
11/02/2011 23:06 60.3	13/02/2011 00:16 58.4	14/02/2011 01:26 60.7	15/02/2011 02:36 58.9	16/02/2011 03:46 59.1	17/02/2011 04:56 59.3
11/02/2011 23:11 61.3	13/02/2011 00:21 56.0	14/02/2011 01:31 60.3	15/02/2011 02:41 59.7	16/02/2011 03:51 57.4	17/02/2011 05:01 58.4
11/02/2011 23:16 60.5	13/02/2011 00:26 57.6	14/02/2011 01:36 61.7	15/02/2011 02:46 60.0	16/02/2011 03:56 58.6	17/02/2011 05:06 57.8
11/02/2011 23:21 60.6	13/02/2011 00:31 56.2	14/02/2011 01:41 59.9	15/02/2011 02:51 59.5	16/02/2011 04:01 58.9	17/02/2011 05:11 58.3
11/02/2011 23:26 60.4	13/02/2011 00:36 55.2	14/02/2011 01:46 59.9	15/02/2011 02:56 58.4	16/02/2011 04:06 57.4	17/02/2011 05:16 58.7
11/02/2011 23:31 59.8	13/02/2011 00:41 48.9	14/02/2011 01:51 58.7	15/02/2011 03:01 57.8	16/02/2011 04:11 57.8	17/02/2011 05:21 58.8
11/02/2011 23:36 61.1	13/02/2011 00:46 61.7	14/02/2011 01:56 59.4	15/02/2011 03:06 59.2	16/02/2011 04:16 57.6	17/02/2011 05:26 59.0
11/02/2011 23:41 61.9	13/02/2011 00:51 48.9	14/02/2011 02:01 59.7	15/02/2011 03:11 58.0	16/02/2011 04:21 56.8	17/02/2011 05:31 59.4
11/02/2011 23:46 59.4	13/02/2011 00:56 61.3	14/02/2011 02:06 59.1	15/02/2011 03:16 57.7	16/02/2011 04:26 56.8	17/02/2011 05:36 59.8
11/02/2011 23:51 60.0	13/02/2011 01:01 61.4	14/02/2011 02:11 60.6	15/02/2011 03:21 57.9	16/02/2011 04:31 58.3	17/02/2011 05:41 61.3
11/02/2011 23:56 60.4	13/02/2011 01:06 61.9	14/02/2011 02:16 58.9	15/02/2011 03:26 59.0	16/02/2011 04:36 57.6	17/02/2011 05:46 59.9
12/02/2011 00:01 60.3	13/02/2011 01:11 52.2	14/02/2011 02:21 60.2	15/02/2011 03:31 59.4	16/02/2011 04:41 57.8	17/02/2011 05:51 60.0
12/02/2011 00:06 59.5	13/02/2011 01:16 61.2	14/02/2011 02:26 59.1	15/02/2011 03:36 59.2	16/02/2011 04:46 57.3	17/02/2011 05:56 60.0
12/02/2011 00:11 60.3	13/02/2011 01:21 61.3	14/02/2011 02:31 59.3	15/02/2011 03:41 58.1	16/02/2011 04:51 58.2	17/02/2011 06:01 60.1
12/02/2011 00:16 59.7	13/02/2011 01:26 61.5	14/02/2011 02:36 59.9	15/02/2011 03:46 57.7	16/02/2011 04:56 58.8	17/02/2011 06:06 61.3
12/02/2011 00:21 59.7	13/02/2011 01:31 60.7	14/02/2011 02:41 58.7	15/02/2011 03:51 58.2	16/02/2011 05:01 59.2	17/02/2011 06:11 61.4
12/02/2011 00:26 60.9	13/02/2011 01:36 61.5	14/02/2011 02:46 58.0	15/02/2011 03:56 58.1	16/02/2011 05:06 58.4	17/02/2011 06:16 61.0
12/02/2011 00:31 59.2	13/02/2011 01:41 60.2	14/02/2011 02:51 60.1	15/02/2011 04:01 57.5	16/02/2011 05:11 59.6	17/02/2011 06:21 50.6
12/02/2011 00:36 60.1	13/02/2011 01:46 61.1	14/02/2011 02:56 59.2	15/02/2011 04:06 57.4	16/02/2011 05:16 59.1	17/02/2011 06:26 48.4
12/02/2011 00:41 57.3	13/02/2011 01:51 61.3	14/02/2011 03:01 58.7	15/02/2011 04:11 58.8	16/02/2011 05:21 59.0	17/02/2011 06:31 56.5
12/02/2011 00:46 59.7	13/02/2011 01:56 61.0	14/02/2011 03:06 58.4	15/02/2011 04:16 57.8	16/02/2011 05:26 59.7	17/02/2011 06:36 55.0
12/02/2011 00:51 57.2	13/02/2011 02:01 60.9	14/02/2011 03:11 58.8	15/02/2011 04:21 58.2	16/02/2011 05:31 59.3	17/02/2011 06:41 57.8
12/02/2011 00:56 55.0	13/02/2011 02:06 60.4	14/02/2011 03:16 58.7	15/02/2011 04:26 56.8	16/02/2011 05:36 59.2	17/02/2011 06:46 58.9
12/02/2011 01:01 54.3	13/02/2011 02:11 61.0	14/02/2011 03:21 57.5	15/02/2011 04:31 57.0	16/02/2011 05:41 60.5	17/02/2011 06:51 56.5
12/02/2011 01:06 53.5	13/02/2011 02:16 60.7	14/02/2011 03:26 58.5	15/02/2011 04:36 58.1	16/02/2011 05:46 60.5	17/02/2011 06:56 63.3
12/02/2011 01:11 51.3	13/02/2011 02:21 61.0	14/02/2011 03:31 57.9	15/02/2011 04:41 58.3	16/02/2011 05:51 60.7	17/02/2011 23:01 60.6
12/02/2011 01:16 57.5	13/02/2011 02:26 60.2	14/02/2011 03:36 58.0	15/02/2011 04:46 57.8	16/02/2011 05:56 59.4	17/02/2011 23:06 59.9
12/02/2011 01:21 55.2	13/02/2011 02:31 60.8	14/02/2011 03:41 59.3	15/02/2011 04:51 57.6	16/02/2011 06:01 60.5	17/02/2011 23:11 60.4
12/02/2011 01:26 61.9	13/02/2011 02:36 60.8	14/02/2011 03:46 57.2	15/02/2011 04:56 57.2	16/02/2011 06:06 61.8	17/02/2011 23:16 59.9
12/02/2011 01:31 53.4	13/02/2011 02:41 60.2	14/02/2011 03:51 58.2	15/02/2011 05:01 59.0	16/02/2011 06:11 61.5	17/02/2011 23:21 60.2
12/02/2011 01:36 35.4	13/02/2011 02:46 59.9	14/02/2011 03:56 58.8	15/02/2011 05:06 58.4	16/02/2011 06:16 50.8	17/02/2011 23:26 59.7
12/02/2011 01:41 48.7	13/02/2011 02:51 60.9	14/02/2011 04:01 58.6	15/02/2011 05:11 58.1	16/02/2011 06:21 49.1	17/02/2011 23:31 59.2
12/02/2011 01:46 61.9	13/02/2011 02:56 61.4	14/02/2011 04:06 58.4	15/02/2011 05:16 59.9	16/02/2011 06:26 48.9	17/02/2011 23:36 61.0
12/02/2011 01:51 50.3	13/02/2011 03:01 60.4	14/02/2011 04:11 59.3	15/02/2011 05:21 59.3	16/02/2011 06:31 56.5	17/02/2011 23:41 58.3
12/02/2011 01:56 61.9	13/02/2011 03:06 59.4	14/02/2011 04:16 58.5	15/02/2011 05:26 59.4	16/02/2011 06:36 57.2	17/02/2011 23:46 57.0
12/02/2011 02:01 47.1	13/02/2011 03:11 61.0	14/02/2011 04:21 58.7	15/02/2011 05:31 59.2	16/02/2011 06:41 58.0	17/02/2011 23:51 58.2
12/02/2011 02:06 61.8	13/02/2011 03:16 61.3	14/02/2011 04:26 58.7	15/02/2011 05:36 58.6	16/02/2011 06:46 57.9	17/02/2011 23:56 59.0
12/02/2011 02:11 44.6	13/02/2011 03:21 60.1	14/02/2011 04:31 59.2	15/02/2011 05:41 61.0	16/02/2011 06:51 59.8	18/02/2011 00:01 59.0
12/02/2011 02:16 61.6	13/02/2011 03:26 60.8	14/02/2011 04:36 57.1	15/02/2011 05:46 61.3	16/02/2011 06:56 62.4	18/02/2011 00:06 58.9
12/02/2011 02:21 61.4	13/02/2011 03:31 60.1	14/02/2011 04:41 58.3	15/02/2011 05:51 61.1	16/02/2011 23:01 58.2	18/02/2011 00:11 56.5
12/02/2011 02:26 61.5	13/02/2011 03:36 59.5	14/02/2011 04:46 59.8	15/02/2011 05:56 52.5	16/02/2011 23:06 60.2	18/02/2011 00:16 58.7
12/02/2011 02:31 61.7	13/02/2011 03:41 60.9	14/02/2011 04:51 57.1	15/02/2011 06:01 61.2	16/02/2011 23:11 58.0	18/02/2011 00:21 57.5
12/02/2011 02:36 48.2	13/02/2011 03:46 59.7	14/02/2011 04:56 59.6	15/02/2011 06:06 61.3	16/02/2011 23:16 59.8	18/02/2011 00:26 58.5
12/02/2011 02:41 53.2	13/02/2011 03:51 60.1	14/02/2011 05:01 59.9	15/02/2011 06:11 50.3	16/02/2011 23:21 58.9	18/02/2011 00:31 52.0
12/02/2011 02:46 61.7	13/02/2011 03:56 60.5	14/02/2011 05:06 59.1	15/02/2011 06:16 60.6	16/02/2011 23:26 58.0	18/02/2011 00:36 56.1
12/02/2011 02:51 60.8	13/02/2011 04:01 59.8	14/02/2011 05:11 60.5	15/02/2011 06:21 47.9	16/02/2011 23:31 56.4	18/02/2011 00:41 56.3
12/02/2011 02:56 61.2	13/02/2011 04:06 58.7	14/02/2011 05:16 60.4	15/02/2011 06:26 58.9	16/02/2011 23:36 58.8	18/02/2011 00:46 61.3
12/02/2011 03:01 60.3	13/02/2011 04:11 59.8	14/02/2011 05:21 59.9	15/02/2011 06:31 52.4	16/02/2011 23:41 58.5	18/02/2011 00:51 61.9
12/02/2011 03:06 60.5	13/02/2011 04:16 59.3	14/02/2011 05:26 59.4	15/02/2011 06:36 58.3	16/02/2011 23:46 55.3	18/02/2011 00:56 50.0
12/02/2011 03:11 60.1	13/02/2011 04:21 59.2	14/02/2011 05:31 61.3	15/02/2011 06:41 56.5	16/02/2011 23:51 58.2	18/02/2011 01:01 53.3
12/02/2011 03:16 61.0	13/02/2011 04:26 59.7	14/02/2011 05:36 60.7	15/02/2011 06:46 61.7	16/02/2011 23:56 57.7	18/02/2011 01:06 61.6
12/02/2011 03:21 60.0	13/02/2011 04:31 59.7	14/02/2011 05:41 60.9	15/02/2011 06:51 61.6	17/02/2011 00:01 61.6	18/02/2011 01:11 60.9
12/02/2011 03:26 60.9	13/02/2011 04:36 59.2	14/02/2011 05:46 61.8	15/02/2011 06:56 62.1	17/02/2011 00:06 56.1	18/02/2011 01:16 60.4
12/02/2011 03:31 60.3	13/02/2011 04:41 59.1	14/02/2011 05:51 61.0	15/02/2011 23:01 59.8	17/02/2011 00:11 56.1	18/02/2011 01:21 60.8
12/02/2011 03:36 60.3	13/02/2011 04:46 58.9	14/02/2011 05:56 60.9	15/02/2011 23:06 57.9	17/02/2011 00:16 55.9	18/02/2011 01:26 60.7
12/02/2011 03:41 60.8	13/02/2011 04:51 59.5	14/02/2011 06:01 40.3	15/02/2011 23:11 60.2	17/02/2011 00:21 55.9	18/02/2011 01:31 61.1
12/02/2011 03:46 60.3	13/02/2011 04:56 59.7	14/02/2011 06:06 52.6	15/02/2011 23:16 60.7	17/02/2011 00:26 59.0	18/02/2011 01:36 60.6
12/02/2011 03:51 61.5	13/02/2011 05:01 60.1	14/02/2011 06:11 44.6	15/02/2011 23:21 57.6	17/02/2011 00:31 57.2	18/02/2011 01:41 61.5
12/02/2011 03:56 60.2	13/02/2011 05:06 60.6	14/02/2011 06:16 51.5	15/02/2011 23:26 60.5	17/02/2011 00:36 56.7	18/02/2011 01:46 61.1
12/02/2011 04:01 60.1	13/02/2011 05:11 58.7	14/02/2011 06:21 52.9	15/02/2011 23:31 57.9	17/02/2011 00:41 57.6	18/02/2011 01:51 60.7
12/02/2011 04:06 60.2	13/02/2011 05:16 60.5	14/02/2011 06:26 54.6	15/02/2011 23:36 57.8	17/02/2011 00:46 43.3	18/02/2011 01:56 60.4
12/02/2011 04:11 60.5	13/02/2011 05:21 58.9	14/02/2011 06:31 57.1	15/02/2011 23:41 57.2	17/02/2011 00:51 55.4	18/02/2011 02:01 60.0
12/02/2011 04:16 60.2	13/02/2011 05:26 59.9	14/02/2011 06:36 58.6	15/02/2011 23:46 54.4	17/02/2011 00:56 61.8	18/02/2011 02:06 59.6
12/02/2011 04:21 60.8	13/02/2011 05:31 59.9	14/02/2011 06:41 59.4	15/02/2011 23:51 57.8	17/02/2011 01:01 53.6	18/02/2011 02:11 59.7
12/02/2011 04:26 60.5	13/02/2011 05:36 60.5	14/02/2011 06:46 60.7	15/02/2011 23:56 56.9	17/02/2011 01:06 61.0	18/02/2011 02:16 59.4
12/02/2011 04:31 60.3	13/02/2011 05:41 60.7	14/02/2011 06:51 60.9	16/02/2011 00:01 55.0	17/02/2011 01:11 60.6	18/02/2011 02:21 60.3
12/02/2011 04:36 60.2	13/02/2011 05:46 59.5	14/02/2011 06:56 63.1	16/02/2011 00:06 56.8	17/02/2011 01:16 49.8	18/02/2011 02:26 60.1
12/02/2011 04:41 61.0	13/02/2011 05:51 60.0	14/02/2011 23:01 57.4	16/02/2011 00:11 58.3	17/02/2011 01:21 61.0	18/02/2011 02:31 60.1
12/02/2011 04:46 59.9	13/02/2011 05:56 59.4	14/02/2011 23:06 58.3	16/02/2011 00:16 57.2	17/02/2011 01:26 60.0	18/02/2011 02:36 59.2
12/02/2011 04:51 60.0	13/02/2011 06:01 59.6	14/02/2011 23:11 58.5	16/02/2011 00:21 55.4	17/02/2011 01:31 60.5	18/02/2011 02:41 59.2
12/02/2011 04:56 60.3	13/02/2011 06:06 60.5	14/02/2011 23:16 58.8	16/02/2011 00:26 57.8	17/02/2011 01:36 60.3	18/02/2011 02:46 59.8
12/02/2011 05:01 59.9	13/02/2011 06:11 60.7	14/02/2011 23:21 58.8	16/02/2011 00:31 52.8	17/02/2011 01:41 60.4	18/02/2011 02:51 60.6
12/02/2011 05:06 60.8	13/02/2011 06:16 61.3	14/02/2011 23:26 59.6	16/02/2011 00:36 61.3	17/02/2011 01:46 60.2	18/02/2011 02:56 59.5
12/02/2011 05:11 59.9	13/02/2011 06:21 60.8	14/02/2011 23:31 59.9	16/02/2011 00:41 45.1	17/02/2011 01:51 59.7	18/02/2011 03:01 58.6
12/02/2011 05:16 60.7	13/02/2011 06:26 61.1	14/02/2011 23:36 59.5	16/02/2011 00:46 61.8	17/02/2011 01:56 60.4	18/02/2011 03:06 59.3
12/02/2011 05:21 59.6	13/02/2011 06:31 60.5	14/02/2011 23:41 59.7	16/02/2011 00:51 61.8	17/02/2011 02:01 59.7	18/02/2011 03:11 59.1
12/02/2011 05:26 60.5	13/02/2011 06:36 52.5	14/02/2011 23:46 60.1	16/02/2011 00:56 60.8	17/02/2011 02:06 59.8	18/02/2011 03:16 60.5
12/02/2011 05:31 60.0	13/02/2011 06:41 61.2	14/02/2011 23:51 59.5	16/02/2011 01:01 61.5	17/02/2011 02:11 59.8	18/02/2011 03:21 59.5
12/02/2011 05:36 61.0	13/02/2011 06:46 61.8	14/02/2011 23:56 59.5	16/02/2011 01:06 38.5	17/02/2011 02:16 59.8	18/02/2011 03:26 58.5
12/02/2011 05:41 61.4	13/02/2011 06:51 61.7	15/02/2011 00:01 58.8	16/02/2011 01:11 61.0	17/02/2011 02:21 58.6	18/02/2011 03:31 57.9
12/02/2011 05:46 60.1	13/02/2011 06:56 61.5	15/02/2011 00:06 58.5	16/02/2011 01:16 61.0	17/02/2011 02:26 60.1	18/02/2011 03:36 58.2
12/02/2011 05:51 61.9	13/02/2011 23:01 59.8	15/02/2011 00:11 58.4	16/02/2011 01:21 61.2	17/02/2011 02:31 59.5	18/02/2011 03:41 59.2
12/02/2011 05:56 60.5	13/02/2011 23:06 60.0	15/02/2011 00:16 58.4	16/02/2011 01:26 46.7	17/02/2011 02:36 58.9	18/02/2011 03:46 60.1
12/02/2011 06:01 61.3	13/02/2011 23:11 61.6	15/02/2011 00:21 58.3	16/02/2011 01:31 60.3	17/02/2011 02:41 59.5	18/02/2011 03:51 58.7
12/02/2011 06:06 50.6	13/02/2011 23:16 60.9	15/02/2011 00:26 55.2	16/02/2011 01:36 60.8	17/02/2011 02:46 59.0	18/02/2011 03:56 58.2
12/02/2011 06:11 47.9	13/02/2011 23:21 60.8	15/02/2011 00:31 51.9	16/02/2011 01:41 60.9	17/02/2011 02:51 58.7	18/02/2011 04:01 58.5
12/02/2011 06:16 61.2	13/02/2011 23:26 59.6	15/02/2011 00:36 57.5	16/02/2011 01:46 59.9	17/02/2011 02:56 58.7	18/02/2011 04:06 58.9
12/02/2011 06:21 61.6	13/02/2011 23:31 61.3	15/02/2011 00:41 53.4	16/02/2011 01:51 59.7	17/02/2011 03:01 57.6	18/02/2011 04:11 59.7
12/02/2011 06:26 50.5	13/02/2011 23:36 59.9	15/02/2011 00:46 61.6	16/02/2011 01:56 60.1	17/02/2011 03:06 58.1	18/02/2011 04:16 58.5
12/02/2011 06:31 54.1	13/02/2011 23:41 58.8	15/02/2011 00:51 61.4	16/02/2011 02:01 60.2	17/02/2011 03:11 58.2	18/02/2011 04:21 57.1
12/02/2011 06:36 59.9	13/02/2011 23:46 58.9	15/02/2011 00:56 61.7	16/02/2011 02:06 58.2	17/02/2011 03:16 58.8	18/02/2011 04:26 59.0
12/02/2011 06:41 58.1	13/02/2011 23:51 57.7	15/02/2011 01:01 54.6	16/02/2011 02:11 59.2	17/02/2011 03:21 57.6	18/02/2011 04:31 57.7
12/02/2011 06:46 59.7	13/02/2011 23:56 58.9	15/02/2011 01:06 60.7	16/02/2011 02:16 59.3	17/02/2011 03:26 58.6	18/02/2011 04:36 57.8
12/02/2011 06:51 60.5	14/02/2011 00:01 59.0	15/02/2011 01:11 61.0	16/02/2011 02:21 58.8	17/02/2011 03:31 58.8	18/02/2011 04:41 59.1
12/02/2011 06:56 60.7	14/02/2011 00:06 56.8	15/02/2011 01:16 60.8	16/02/2011 02:26 59.9	17/02/2011 03:36 58.4	18/02/2011 04:46 58.3
12/02/2011 23:01 59.1	14/02/2011 00:11 58.5	15/02/2011 01:21 61.0	16/02/2011 02:31 59.5	17/02/2011 03:41 59.0	18/02/2011 04:51 57.1
12/02/2011 23:06 59.3	14/02/2011 00:16 57.7	15/02/2011 01:26 61.3	16/02/2011 02:36 58.2	17/02/2011 03:46 57.3	18/02/2011 04:56 58.0
12/02/2011 23:11 60.3	14/02/2011 00:21 56.4	15/02/2011 01:31 60.7	16/02/2011 02:41 58.6	17/02/2011 03:51 58.2	18/02/2011 05:01 58.7
12/02/2011 23:16 58.8	14/02/2011 00:26 54.3	15/02/2011 01:36 60.8	16/02/2011 02:46 58.4	17/02/2011 03:56 58.0	18/02/2011 05:06 58.5
12/02/2011 23:21 59.3	14/02/2011 00:31 57.4	15/02/2011 01:41 60.5	16/02/2011 02:51 59.2	17/02/2011 04:01 57.9	18/02/2011 05:11 58.7
12/02/2011 23:26 61.8	14/02/2011 00:36 61.7	15/02/2011 01:46 60.4	16/02/2011 02:56 57.7	17/02/2011 04:06 57.8	18/02/2011 05:16 59.8
12/02/2011 23:31 60.5	14/02/2011 00:41 48.4	15/02/2011 01:51 60.1	16/02/2011 03:01 58.7	17/02/2011 04:11 58.1	18/02/2011 05:21 59.1
12/02/2011 23:36 59.1	14/02/2011 00:46 61.2	15/02/2011 01:56 60.3	16/02/2011 03:06 57.6	17/02/2011 04:16 58.2	18/02/2011 05:26 59.7

Real-time Noise Data RTN1 (FEHD Hong Kong Transport Section Whitefield Depot)

18/02/2011 05:31 59.1	19/02/2011 06:41 53.6	20/02/2011 23:51 52.6	22/02/2011 01:01 61.5	22/02/2011 02:11 59.6	23/02/2011 03:21 58.4
18/02/2011 05:36 59.5	19/02/2011 06:46 54.3	20/02/2011 23:56 54.1	22/02/2011 01:06 59.8	22/02/2011 02:16 59.7	23/02/2011 03:26 58.1
18/02/2011 05:41 58.7	19/02/2011 06:51 56.9	21/02/2011 00:01 61.7	22/02/2011 01:11 59.9	22/02/2011 02:21 59.2	23/02/2011 03:31 58.4
18/02/2011 05:46 59.8	19/02/2011 06:56 57.2	21/02/2011 00:06 54.0	22/02/2011 01:16 61.0	22/02/2011 02:26 59.5	23/02/2011 03:36 59.4
18/02/2011 05:51 60.5	19/02/2011 23:01 59.3	21/02/2011 00:11 51.9	22/02/2011 01:21 60.1	22/02/2011 02:31 59.5	23/02/2011 03:41 58.0
18/02/2011 05:56 60.1	19/02/2011 23:06 59.5	21/02/2011 00:16 53.5	22/02/2011 01:26 59.6	22/02/2011 02:36 59.4	23/02/2011 03:46 59.3
18/02/2011 06:01 60.3	19/02/2011 23:11 59.5	21/02/2011 00:21 61.4	22/02/2011 01:31 60.8	22/02/2011 02:41 58.5	23/02/2011 03:51 58.3
18/02/2011 06:06 61.4	19/02/2011 23:16 58.8	21/02/2011 00:26 48.2	22/02/2011 01:36 59.3	22/02/2011 02:46 59.3	23/02/2011 03:56 58.5
18/02/2011 06:11 60.9	19/02/2011 23:21 60.3	21/02/2011 00:31 61.5	22/02/2011 01:41 58.6	22/02/2011 02:51 60.1	23/02/2011 04:01 58.2
18/02/2011 06:16 61.0	19/02/2011 23:26 59.6	21/02/2011 00:36 61.2	22/02/2011 01:46 53.0	22/02/2011 02:56 58.4	23/02/2011 04:06 59.5
18/02/2011 06:21 61.4	19/02/2011 23:31 59.9	21/02/2011 00:41 61.0	22/02/2011 01:51 59.1	22/02/2011 03:01 57.9	23/02/2011 04:11 57.3
18/02/2011 06:26 51.4	19/02/2011 23:36 60.1	21/02/2011 00:46 60.7	22/02/2011 01:56 58.5	22/02/2011 03:06 58.5	23/02/2011 04:16 58.5
18/02/2011 06:31 51.5	19/02/2011 23:41 60.9	21/02/2011 00:51 60.6	22/02/2011 02:01 59.1	22/02/2011 03:11 58.6	23/02/2011 04:21 58.3
18/02/2011 06:36 53.7	19/02/2011 23:46 57.3	21/02/2011 00:56 60.7	22/02/2011 02:06 58.0	22/02/2011 03:16 58.6	23/02/2011 04:26 58.7
18/02/2011 06:41 55.6	19/02/2011 23:51 58.3	21/02/2011 01:01 61.5	22/02/2011 02:11 57.4	22/02/2011 03:21 58.6	23/02/2011 04:31 57.5
18/02/2011 06:46 59.5	19/02/2011 23:56 58.0	21/02/2011 01:06 59.8	22/02/2011 02:16 58.6	22/02/2011 03:26 57.4	23/02/2011 04:36 57.8
18/02/2011 06:51 59.3	20/02/2011 00:01 58.3	21/02/2011 01:11 59.9	22/02/2011 02:21 58.0	22/02/2011 03:31 58.7	23/02/2011 04:41 57.2
18/02/2011 06:56 62.3	20/02/2011 00:06 59.0	21/02/2011 01:16 61.0	22/02/2011 02:26 57.8	22/02/2011 03:36 58.2	23/02/2011 04:46 57.5
18/02/2011 23:01 60.6	20/02/2011 00:11 58.2	21/02/2011 01:21 60.1	22/02/2011 02:31 57.7	22/02/2011 03:41 57.7	23/02/2011 04:51 58.3
18/02/2011 23:06 60.3	20/02/2011 00:16 58.6	21/02/2011 01:26 59.6	22/02/2011 02:36 58.6	22/02/2011 03:46 59.3	23/02/2011 04:56 57.9
18/02/2011 23:11 60.6	20/02/2011 00:21 58.7	21/02/2011 01:31 60.8	22/02/2011 02:41 57.6	22/02/2011 03:51 57.7	23/02/2011 05:01 58.2
18/02/2011 23:16 60.8	20/02/2011 00:26 58.0	21/02/2011 01:36 59.3	22/02/2011 02:46 58.6	22/02/2011 03:56 58.7	23/02/2011 05:06 58.0
18/02/2011 23:21 61.3	20/02/2011 00:31 57.9	21/02/2011 01:41 58.6	22/02/2011 02:51 58.7	22/02/2011 04:01 57.6	23/02/2011 05:11 59.6
18/02/2011 23:26 59.8	20/02/2011 00:36 54.7	21/02/2011 01:46 53.0	22/02/2011 02:56 58.1	22/02/2011 04:06 58.2	23/02/2011 05:16 59.1
18/02/2011 23:31 61.0	20/02/2011 00:41 52.0	21/02/2011 01:51 59.1	22/02/2011 03:01 56.9	22/02/2011 04:11 57.8	23/02/2011 05:21 58.9
18/02/2011 23:36 59.9	20/02/2011 00:46 55.3	21/02/2011 01:56 58.5	22/02/2011 03:06 57.8	22/02/2011 04:16 58.4	23/02/2011 05:26 59.0
18/02/2011 23:41 61.2	20/02/2011 00:51 61.8	21/02/2011 02:01 59.1	22/02/2011 03:11 57.6	22/02/2011 04:21 58.2	23/02/2011 05:31 60.8
18/02/2011 23:46 59.0	20/02/2011 00:56 45.1	21/02/2011 02:06 58.0	22/02/2011 03:16 58.9	22/02/2011 04:26 59.1	23/02/2011 05:36 59.8
18/02/2011 23:51 59.9	20/02/2011 01:01 41.6	21/02/2011 02:11 57.4	22/02/2011 03:21 56.0	22/02/2011 04:31 60.7	23/02/2011 05:41 59.1
18/02/2011 23:56 60.0	20/02/2011 01:06 50.2	21/02/2011 02:16 58.6	22/02/2011 03:26 57.8	22/02/2011 04:36 58.5	23/02/2011 05:46 60.5
19/02/2011 00:01 61.6	20/02/2011 01:11 61.5	21/02/2011 02:21 58.0	22/02/2011 03:31 58.3	22/02/2011 04:41 57.5	23/02/2011 05:51 60.1
19/02/2011 00:06 58.8	20/02/2011 01:16 61.8	21/02/2011 02:26 57.8	22/02/2011 03:36 59.6	22/02/2011 04:46 58.0	23/02/2011 05:56 61.5
19/02/2011 00:11 57.8	20/02/2011 01:21 61.3	21/02/2011 02:31 57.7	22/02/2011 03:41 59.6	22/02/2011 04:51 58.8	23/02/2011 06:01 59.4
19/02/2011 00:16 57.9	20/02/2011 01:26 61.5	21/02/2011 02:36 58.6	22/02/2011 03:46 58.6	22/02/2011 04:56 57.0	23/02/2011 06:06 60.9
19/02/2011 00:21 59.0	20/02/2011 01:31 61.4	21/02/2011 02:41 57.6	22/02/2011 03:51 57.4	22/02/2011 05:01 59.8	23/02/2011 06:11 52.1
19/02/2011 00:26 59.5	20/02/2011 01:36 61.6	21/02/2011 02:46 58.6	22/02/2011 03:56 57.5	22/02/2011 05:06 58.2	23/02/2011 06:16 61.7
19/02/2011 00:31 55.8	20/02/2011 01:41 61.7	21/02/2011 02:51 58.7	22/02/2011 04:01 57.3	22/02/2011 05:11 58.1	23/02/2011 06:21 61.6
19/02/2011 00:36 57.3	20/02/2011 01:46 61.9	21/02/2011 02:56 58.1	22/02/2011 04:06 57.9	22/02/2011 05:16 58.4	23/02/2011 06:26 47.7
19/02/2011 00:41 55.6	20/02/2011 01:51 61.2	21/02/2011 03:01 56.9	22/02/2011 04:11 57.5	22/02/2011 05:21 57.7	23/02/2011 06:31 55.7
19/02/2011 00:46 54.6	20/02/2011 01:56 59.9	21/02/2011 03:06 57.8	22/02/2011 04:16 58.1	22/02/2011 05:26 59.4	23/02/2011 06:36 55.7
19/02/2011 00:51 51.5	20/02/2011 02:01 59.0	21/02/2011 03:11 57.6	22/02/2011 04:21 57.6	22/02/2011 05:31 58.9	23/02/2011 06:41 57.5
19/02/2011 00:56 61.9	20/02/2011 02:06 55.2	21/02/2011 03:16 58.9	22/02/2011 04:26 58.6	22/02/2011 05:36 60.0	23/02/2011 06:46 58.7
19/02/2011 01:01 61.7	20/02/2011 02:11 54.2	21/02/2011 03:21 56.0	22/02/2011 04:31 56.5	22/02/2011 05:41 59.7	23/02/2011 06:51 62.4
19/02/2011 01:06 49.7	20/02/2011 02:16 53.7	21/02/2011 03:26 57.8	22/02/2011 04:36 56.6	22/02/2011 05:46 61.1	23/02/2011 06:56 61.9
19/02/2011 01:11 50.9	20/02/2011 02:21 52.7	21/02/2011 03:31 58.3	22/02/2011 04:41 57.8	22/02/2011 05:51 60.4	23/02/2011 23:01 61.9
19/02/2011 01:16 40.3	20/02/2011 02:26 53.5	21/02/2011 03:36 59.6	22/02/2011 04:46 59.4	22/02/2011 05:56 60.8	23/02/2011 23:06 60.2
19/02/2011 01:21 53.8	20/02/2011 02:31 53.0	21/02/2011 03:41 59.6	22/02/2011 04:51 57.8	22/02/2011 06:01 60.7	23/02/2011 23:11 59.6
19/02/2011 01:26 61.7	20/02/2011 02:36 52.5	21/02/2011 03:46 58.6	22/02/2011 04:56 57.0	22/02/2011 06:06 60.8	23/02/2011 23:16 59.9
19/02/2011 01:31 61.4	20/02/2011 02:41 51.7	21/02/2011 03:51 57.4	22/02/2011 05:01 59.0	22/02/2011 06:11 61.6	23/02/2011 23:21 60.6
19/02/2011 01:36 61.6	20/02/2011 02:46 50.9	21/02/2011 03:56 57.5	22/02/2011 05:06 58.7	22/02/2011 06:16 61.6	23/02/2011 23:26 59.2
19/02/2011 01:41 43.3	20/02/2011 02:51 50.8	21/02/2011 04:01 57.3	22/02/2011 05:11 59.1	22/02/2011 06:21 47.1	23/02/2011 23:31 60.1
19/02/2011 01:46 61.1	20/02/2011 02:56 51.0	21/02/2011 04:06 57.9	22/02/2011 05:16 58.9	22/02/2011 06:26 49.7	23/02/2011 23:36 59.7
19/02/2011 01:51 61.5	20/02/2011 03:01 52.2	21/02/2011 04:11 57.5	22/02/2011 05:21 58.9	22/02/2011 06:31 54.9	23/02/2011 23:41 58.2
19/02/2011 01:56 61.8	20/02/2011 03:06 50.6	21/02/2011 04:16 58.1	22/02/2011 05:26 58.2	22/02/2011 06:36 57.4	23/02/2011 23:46 57.9
19/02/2011 02:01 61.8	20/02/2011 03:11 51.6	21/02/2011 04:21 57.6	22/02/2011 05:31 59.5	22/02/2011 06:41 60.7	23/02/2011 23:51 57.8
19/02/2011 02:06 61.3	20/02/2011 03:16 50.5	21/02/2011 04:26 58.6	22/02/2011 05:36 59.9	22/02/2011 06:46 58.6	23/02/2011 23:56 59.9
19/02/2011 02:11 61.0	20/02/2011 03:21 50.9	21/02/2011 04:31 56.5	22/02/2011 05:41 60.2	22/02/2011 06:51 60.2	24/02/2011 00:01 58.5
19/02/2011 02:16 60.5	20/02/2011 03:26 51.3	21/02/2011 04:36 56.6	22/02/2011 05:46 60.5	22/02/2011 06:56 61.0	24/02/2011 00:06 55.8
19/02/2011 02:21 61.1	20/02/2011 03:31 51.3	21/02/2011 04:41 57.8	22/02/2011 05:51 59.7	22/02/2011 23:01 58.9	24/02/2011 00:11 57.3
19/02/2011 02:26 60.7	20/02/2011 03:36 54.9	21/02/2011 04:46 59.4	22/02/2011 05:56 61.1	22/02/2011 23:06 60.1	24/02/2011 00:16 55.8
19/02/2011 02:31 60.6	20/02/2011 03:41 51.5	21/02/2011 04:51 57.8	22/02/2011 06:01 54.6	22/02/2011 23:11 58.6	24/02/2011 00:21 59.3
19/02/2011 02:36 60.1	20/02/2011 03:46 53.7	21/02/2011 04:56 57.0	22/02/2011 06:06 61.2	22/02/2011 23:16 58.9	24/02/2011 00:26 61.0
19/02/2011 02:41 60.5	20/02/2011 03:51 51.1	21/02/2011 05:01 59.0	22/02/2011 06:11 52.4	22/02/2011 23:21 59.4	24/02/2011 00:31 59.3
19/02/2011 02:46 60.6	20/02/2011 03:56 51.7	21/02/2011 05:06 58.7	22/02/2011 06:16 57.1	22/02/2011 23:26 58.4	24/02/2011 00:36 52.6
19/02/2011 02:51 60.3	20/02/2011 04:01 51.4	21/02/2011 05:11 59.1	22/02/2011 06:21 47.1	22/02/2011 23:31 57.8	24/02/2011 00:41 52.7
19/02/2011 02:56 60.1	20/02/2011 04:06 50.8	21/02/2011 05:16 58.9	22/02/2011 06:26 55.7	22/02/2011 23:36 58.2	24/02/2011 00:46 50.8
19/02/2011 03:01 59.8	20/02/2011 04:11 50.7	21/02/2011 05:21 58.9	22/02/2011 06:31 58.6	22/02/2011 23:41 58.8	24/02/2011 00:51 44.6
19/02/2011 03:06 60.7	20/02/2011 04:16 51.1	21/02/2011 05:26 58.2	22/02/2011 06:36 59.4	22/02/2011 23:46 58.3	24/02/2011 00:56 61.5
19/02/2011 03:11 60.3	20/02/2011 04:21 50.4	21/02/2011 05:31 59.5	22/02/2011 06:41 59.4	22/02/2011 23:51 57.4	24/02/2011 01:01 61.3
19/02/2011 03:16 59.6	20/02/2011 04:26 52.2	21/02/2011 05:36 59.9	22/02/2011 06:46 60.4	22/02/2011 23:56 57.0	24/02/2011 01:06 61.1
19/02/2011 03:21 59.7	20/02/2011 04:31 51.1	21/02/2011 05:41 60.2	22/02/2011 06:51 61.4	23/02/2011 00:01 58.3	24/02/2011 01:11 60.6
19/02/2011 03:26 59.9	20/02/2011 04:36 49.9	21/02/2011 05:46 60.5	22/02/2011 06:56 62.4	23/02/2011 00:06 56.2	24/02/2011 01:16 60.8
19/02/2011 03:31 60.3	20/02/2011 04:41 50.0	21/02/2011 05:51 59.7	22/02/2011 23:01 58.7	23/02/2011 00:11 56.3	24/02/2011 01:21 54.5
19/02/2011 03:36 59.2	20/02/2011 04:46 50.7	21/02/2011 05:56 61.1	22/02/2011 23:06 59.9	23/02/2011 00:16 55.5	24/02/2011 01:26 61.8
19/02/2011 03:41 60.5	20/02/2011 04:51 51.5	21/02/2011 06:01 54.6	22/02/2011 23:11 60.0	23/02/2011 00:21 56.0	24/02/2011 01:31 60.7
19/02/2011 03:46 59.6	20/02/2011 04:56 52.6	21/02/2011 06:06 61.2	22/02/2011 23:16 59.7	23/02/2011 00:26 57.7	24/02/2011 01:36 61.2
19/02/2011 03:51 59.3	20/02/2011 05:01 52.8	21/02/2011 06:11 52.4	22/02/2011 23:21 57.9	23/02/2011 00:31 57.0	24/02/2011 01:41 61.0
19/02/2011 03:56 60.2	20/02/2011 05:06 51.2	21/02/2011 06:16 57.1	22/02/2011 23:26 59.6	23/02/2011 00:36 61.9	24/02/2011 01:46 59.7
19/02/2011 04:01 59.8	20/02/2011 05:11 51.4	21/02/2011 06:21 47.1	22/02/2011 23:31 57.9	23/02/2011 00:41 52.8	24/02/2011 01:51 60.1
19/02/2011 04:06 59.4	20/02/2011 05:16 51.2	21/02/2011 06:26 55.7	22/02/2011 23:36 58.6	23/02/2011 00:46 51.2	24/02/2011 01:56 61.0
19/02/2011 04:11 59.4	20/02/2011 05:21 52.4	21/02/2011 06:31 58.6	22/02/2011 23:41 56.9	23/02/2011 00:51 61.8	24/02/2011 02:01 59.1
19/02/2011 04:16 59.7	20/02/2011 05:26 50.5	21/02/2011 06:36 59.4	22/02/2011 23:46 59.3	23/02/2011 00:56 43.3	24/02/2011 02:06 61.2
19/02/2011 04:21 59.2	20/02/2011 05:31 50.5	21/02/2011 06:41 59.4	22/02/2011 23:51 58.5	23/02/2011 01:01 49.7	24/02/2011 02:11 60.6
19/02/2011 04:26 58.7	20/02/2011 05:36 51.2	21/02/2011 06:46 60.4	22/02/2011 23:56 56.3	23/02/2011 01:06 60.8	24/02/2011 02:16 59.5
19/02/2011 04:31 59.1	20/02/2011 05:41 52.4	21/02/2011 06:51 61.4	22/02/2011 00:01 53.8	23/02/2011 01:11 60.8	24/02/2011 02:21 59.9
19/02/2011 04:36 59.0	20/02/2011 05:46 52.1	21/02/2011 06:56 62.4	22/02/2011 00:06 59.5	23/02/2011 01:16 60.1	24/02/2011 02:26 60.3
19/02/2011 04:41 60.3	20/02/2011 05:51 53.2	21/02/2011 23:01 54.0	22/02/2011 00:11 59.5	23/02/2011 01:21 61.4	24/02/2011 02:31 58.9
19/02/2011 04:46 58.5	20/02/2011 05:56 52.5	21/02/2011 23:06 53.8	22/02/2011 00:16 55.7	23/02/2011 01:26 61.1	24/02/2011 02:36 59.9
19/02/2011 04:51 59.3	20/02/2011 06:01 52.1	21/02/2011 23:11 59.0	22/02/2011 00:21 56.9	23/02/2011 01:31 60.5	24/02/2011 02:41 60.6
19/02/2011 04:56 59.3	20/02/2011 06:06 52.5	21/02/2011 23:16 57.7	22/02/2011 00:26 57.3	23/02/2011 01:36 60.1	24/02/2011 02:46 58.6
19/02/2011 05:01 59.6	20/02/2011 06:11 52.2	21/02/2011 23:21 53.6	22/02/2011 00:31 55.1	23/02/2011 01:41 61.5	24/02/2011 02:51 59.0
19/02/2011 05:06 58.9	20/02/2011 06:16 52.0	21/02/2011 23:26 54.6	22/02/2011 00:36 61.8	23/02/2011 01:46 60.3	24/02/2011 02:56 59.4
19/02/2011 05:11 59.8	20/02/2011 06:21 52.2	21/02/2011 23:31 56.1	22/02/2011 00:41 53.8	23/02/2011 01:51 60.5	24/02/2011 03:01 59.6
19/02/2011 05:16 60.1	20/02/2011 06:26 52.5	21/02/2011 23:36 55.6	22/02/2011 00:46 50.2	23/02/2011 01:56 59.4	24/02/2011 03:06 59.1
19/02/2011 05:21 59.0	20/02/2011 06:31 53.1	21/02/2011 23:41 54.8	22/02/2011 00:51 61.8	23/02/2011 02:01 60.0	24/02/2011 03:11 58.2
19/02/2011 05:26 59.8	20/02/2011 06:36 54.5	21/02/2011 23:46 52.1	22/02/2011 00:56 61.8	23/02/2011 02:06 59.8	24/02/2011 03:16 58.9
19/02/2011 05:31 60.3	20/02/2011 06:41 53.4	21/02/2011 23:51 52.6	22/02/2011 01:01 61.2	23/02/2011 02:11 60.3	24/02/2011 03:21 59.5
19/02/2011 05:36 59.7	20/02/2011 06:46 55.3	21/02/2011 23:56 54.1	22/02/2011 01:06 54.0	23/02/2011 02:16 59.2	24/02/2011 03:26 58.2
19/02/2011 05:41 60.8	20/02/2011 06:51 54.7	22/02/2011 00:01 61.7	22/02/2011 01:11 61.0	23/02/2011 02:21 59.2	24/02/2011 03:31 58.2
19/02/2011 05:46 60.7	20/02/2011 06:56 54.8	22/02/2011 00:06 54.0	22/02/2011 01:16 60.5	23/02/2011 02:26 60.0	24/02/2011 03:36 59.4
19/02/2011 05:51 61.4	20/02/2011 23:01 54.0	22/02/2011 00:11 51.9	22/02/2011 01:21 61.2	23/02/2011 02:31 59.4	24/02/2011 03:41 58.8
19/02/2011 05:56 60.5	20/02/2011 23:06 53.8	22/02/2011 00:16 53.5	22/02/2011 01:26 61.4	23/02/2011 02:36 59.3	24/02/2011 03:46 59.6
19/02/2011 06:01 61.6	20/02/2011 23:11 59.0	22/02/2011 00:21 61.4	22/02/2011 01:31 60.9	23/02/2011 02:41 58.2	24/02/2011 03:51 59.3
19/02/2011 06:06 61.2	20/02/2011 23:16 57.7	22/02/2011 00:26 48.2	22/02/2011 01:36 60.6	23/02/2011 02:46 59.3	24/02/2011 03:56 58.4
19/02/2011 06:11 61.7	20/02/2011 23:21 53.6	22/02/2011 00:31 61.5	22/02/2011 01:41 60.8	23/02/2011 02:51 59.7	24/02/2011 04:01 58.6
19/02/2011 06:16 60.7	20/02/2011 23:26 54.6	22/02/2011 00:36 61.2	22/02/2011 01:46 59.9	23/02/2011 02:56 59.2	24/02/2011 04:06 59.0
19/02/2011 06:21 61.6	20/02/2011 23:31 56.1	22/02/2011 00:41 61.0	22/02/2011 01:51 60.5	23/02/2011 03:01 58.8	24/02/2011 04:11 58.0
19/02/2011 06:26 47.1	20/02/2011 23:36 55.6	22/02/2011 00:46 60.7	22/02/2011 01:56 60.5	23/02/2011 03:06 58.5	24/02/2011 04:16 58.7
19/02/2011 06:31 44.0	20/02/2011 23:41 54.8	22/02/2011 00:51 60.6	22/02/2011 02:01 59.7	23/02/2011 03:11 58.3	24/02/2011 04:21 58.9
19/02/2011 06:36 55.2	20/02/2011 23:46 52.1	22/02/2011 00:56 60.7	22/02/2011 02:06 60.6	23/02/2011 03:16 58.8	24/02/2011 04:26 58.3

Real-time Noise Data RTN1 (FEHD Hong Kong Transport Section Whitefield Depot)

24/02/2011 04:31 58.1	25/02/2011 05:41 60.0	26/02/2011 06:51 57.4
24/02/2011 04:36 57.9	25/02/2011 05:46 59.7	26/02/2011 06:56 57.2
24/02/2011 04:41 58.6	25/02/2011 05:51 60.9	26/02/2011 23:01 60.3
24/02/2011 04:46 58.7	25/02/2011 05:56 60.2	26/02/2011 23:06 60.8
24/02/2011 04:51 58.8	25/02/2011 06:01 60.3	26/02/2011 23:11 60.8
24/02/2011 04:56 58.0	25/02/2011 06:06 61.6	26/02/2011 23:16 60.3
24/02/2011 05:01 58.5	25/02/2011 06:11 61.4	26/02/2011 23:21 62.0
24/02/2011 05:06 58.5	25/02/2011 06:16 53.0	26/02/2011 23:26 60.3
24/02/2011 05:11 58.9	25/02/2011 06:21 60.9	26/02/2011 23:31 62.2
24/02/2011 05:16 59.7	25/02/2011 06:26 61.3	26/02/2011 23:36 60.3
24/02/2011 05:21 58.1	25/02/2011 06:31 57.6	26/02/2011 23:41 59.0
24/02/2011 05:26 59.0	25/02/2011 06:36 53.3	26/02/2011 23:46 60.7
24/02/2011 05:31 59.4	25/02/2011 06:41 56.3	26/02/2011 23:51 60.5
24/02/2011 05:36 59.6	25/02/2011 06:46 57.2	26/02/2011 23:56 59.9
24/02/2011 05:41 60.7	25/02/2011 06:51 59.5	27/02/2011 00:01 59.2
24/02/2011 05:46 60.1	25/02/2011 06:56 60.9	27/02/2011 00:06 59.7
24/02/2011 05:51 60.6	25/02/2011 23:01 59.8	27/02/2011 00:11 59.5
24/02/2011 05:56 60.7	25/02/2011 23:06 60.8	27/02/2011 00:16 58.9
24/02/2011 06:01 60.1	25/02/2011 23:11 60.3	27/02/2011 00:21 58.3
24/02/2011 06:06 47.1	25/02/2011 23:16 60.7	27/02/2011 00:26 58.5
24/02/2011 06:11 61.4	25/02/2011 23:21 60.2	27/02/2011 00:31 59.9
24/02/2011 06:16 44.0	25/02/2011 23:26 61.0	27/02/2011 00:36 56.0
24/02/2011 06:21 61.7	25/02/2011 23:31 61.2	27/02/2011 00:41 53.9
24/02/2011 06:26 57.2	25/02/2011 23:36 60.1	27/02/2011 00:46 55.8
24/02/2011 06:31 54.8	25/02/2011 23:41 60.0	27/02/2011 00:51 58.9
24/02/2011 06:36 57.9	25/02/2011 23:46 60.3	27/02/2011 00:56 46.0
24/02/2011 06:41 58.5	25/02/2011 23:51 58.8	27/02/2011 01:01 57.4
24/02/2011 06:46 59.2	25/02/2011 23:56 60.2	27/02/2011 01:06 51.4
24/02/2011 06:51 61.1	26/02/2011 00:01 58.9	27/02/2011 01:11 57.6
24/02/2011 06:56 61.3	26/02/2011 00:06 59.2	27/02/2011 01:16 47.7
24/02/2011 23:01 61.4	26/02/2011 00:11 59.6	27/02/2011 01:21 48.2
24/02/2011 23:06 61.0	26/02/2011 00:16 58.7	27/02/2011 01:26 55.3
24/02/2011 23:11 60.1	26/02/2011 00:21 56.8	27/02/2011 01:31 42.5
24/02/2011 23:16 59.8	26/02/2011 00:26 59.4	27/02/2011 01:36 61.3
24/02/2011 23:21 60.0	26/02/2011 00:31 58.9	27/02/2011 01:41 56.7
24/02/2011 23:26 60.3	26/02/2011 00:36 58.9	27/02/2011 01:46 61.8
24/02/2011 23:31 58.7	26/02/2011 00:41 56.7	27/02/2011 01:51 61.0
24/02/2011 23:36 61.4	26/02/2011 00:46 55.1	27/02/2011 01:56 60.9
24/02/2011 23:41 59.9	26/02/2011 00:51 35.4	27/02/2011 02:01 61.1
24/02/2011 23:46 60.0	26/02/2011 00:56 50.2	27/02/2011 02:06 61.4
24/02/2011 23:51 58.2	26/02/2011 01:01 54.4	27/02/2011 02:11 61.5
24/02/2011 23:56 59.0	26/02/2011 01:06 47.7	27/02/2011 02:16 61.1
25/02/2011 00:01 59.6	26/02/2011 01:11 56.1	27/02/2011 02:21 60.4
25/02/2011 00:06 55.9	26/02/2011 01:16 38.5	27/02/2011 02:26 60.9
25/02/2011 00:11 55.9	26/02/2011 01:21 50.3	27/02/2011 02:31 61.0
25/02/2011 00:16 57.7	26/02/2011 01:26 51.4	27/02/2011 02:36 59.4
25/02/2011 00:21 57.0	26/02/2011 01:31 61.6	27/02/2011 02:41 60.4
25/02/2011 00:26 57.9	26/02/2011 01:36 61.5	27/02/2011 02:46 59.8
25/02/2011 00:31 55.7	26/02/2011 01:41 51.9	27/02/2011 02:51 59.7
25/02/2011 00:36 57.5	26/02/2011 01:46 46.4	27/02/2011 02:56 60.3
25/02/2011 00:41 58.5	26/02/2011 01:51 61.8	27/02/2011 03:01 59.7
25/02/2011 00:46 55.5	26/02/2011 01:56 53.7	27/02/2011 03:06 60.0
25/02/2011 00:51 57.7	26/02/2011 02:01 61.7	27/02/2011 03:11 60.1
25/02/2011 00:56 61.7	26/02/2011 02:06 61.6	27/02/2011 03:16 60.5
25/02/2011 01:01 52.6	26/02/2011 02:11 45.6	27/02/2011 03:21 60.7
25/02/2011 01:06 60.8	26/02/2011 02:16 61.7	27/02/2011 03:26 46.7
25/02/2011 01:11 61.1	26/02/2011 02:21 60.8	27/02/2011 03:31 60.1
25/02/2011 01:16 61.4	26/02/2011 02:26 61.7	27/02/2011 03:36 61.4
25/02/2011 01:21 61.6	26/02/2011 02:31 60.8	27/02/2011 03:41 59.8
25/02/2011 01:26 61.9	26/02/2011 02:36 61.0	27/02/2011 03:46 59.7
25/02/2011 01:31 60.6	26/02/2011 02:41 60.1	27/02/2011 03:51 60.8
25/02/2011 01:36 60.6	26/02/2011 02:46 60.7	27/02/2011 03:56 59.6
25/02/2011 01:41 61.2	26/02/2011 02:51 60.8	27/02/2011 04:01 59.6
25/02/2011 01:46 60.3	26/02/2011 02:56 60.7	27/02/2011 04:06 60.1
25/02/2011 01:51 60.3	26/02/2011 03:01 61.2	27/02/2011 04:11 59.5
25/02/2011 01:56 60.5	26/02/2011 03:06 60.5	27/02/2011 04:16 59.4
25/02/2011 02:01 61.2	26/02/2011 03:11 61.8	27/02/2011 04:21 59.5
25/02/2011 02:06 59.7	26/02/2011 03:16 60.3	27/02/2011 04:26 60.1
25/02/2011 02:11 60.1	26/02/2011 03:21 60.4	27/02/2011 04:31 59.3
25/02/2011 02:16 59.3	26/02/2011 03:26 60.1	27/02/2011 04:36 59.5
25/02/2011 02:21 59.7	26/02/2011 03:31 61.4	27/02/2011 04:41 59.9
25/02/2011 02:26 60.0	26/02/2011 03:36 60.4	27/02/2011 04:46 58.6
25/02/2011 02:31 58.9	26/02/2011 03:41 61.0	27/02/2011 04:51 59.1
25/02/2011 02:36 59.8	26/02/2011 03:46 60.4	27/02/2011 04:56 59.5
25/02/2011 02:41 60.3	26/02/2011 03:51 60.7	27/02/2011 05:01 60.8
25/02/2011 02:46 59.3	26/02/2011 03:56 59.2	27/02/2011 05:06 60.3
25/02/2011 02:51 60.5	26/02/2011 04:01 60.5	27/02/2011 05:11 59.3
25/02/2011 02:56 59.8	26/02/2011 04:06 60.0	27/02/2011 05:16 59.7
25/02/2011 03:01 59.2	26/02/2011 04:11 60.0	27/02/2011 05:21 59.7
25/02/2011 03:06 59.9	26/02/2011 04:16 60.3	27/02/2011 05:26 59.6
25/02/2011 03:11 58.7	26/02/2011 04:21 61.2	27/02/2011 05:31 60.1
25/02/2011 03:16 59.5	26/02/2011 04:26 60.7	27/02/2011 05:36 59.9
25/02/2011 03:21 59.4	26/02/2011 04:31 58.6	27/02/2011 05:41 60.0
25/02/2011 03:26 57.7	26/02/2011 04:36 59.0	27/02/2011 05:46 60.6
25/02/2011 03:31 58.4	26/02/2011 04:41 59.8	27/02/2011 05:51 59.8
25/02/2011 03:36 58.1	26/02/2011 04:46 59.7	27/02/2011 05:56 60.5
25/02/2011 03:41 58.4	26/02/2011 04:51 59.1	27/02/2011 06:01 60.0
25/02/2011 03:46 59.4	26/02/2011 04:56 59.5	27/02/2011 06:06 60.0
25/02/2011 03:51 59.3	26/02/2011 05:01 59.2	27/02/2011 06:11 60.8
25/02/2011 03:56 60.4	26/02/2011 05:06 58.7	27/02/2011 06:16 61.3
25/02/2011 04:01 58.9	26/02/2011 05:11 59.8	27/02/2011 06:21 60.0
25/02/2011 04:06 58.2	26/02/2011 05:16 60.8	27/02/2011 06:26 61.3
25/02/2011 04:11 57.9	26/02/2011 05:21 59.8	27/02/2011 06:31 60.7
25/02/2011 04:16 57.6	26/02/2011 05:26 59.7	27/02/2011 06:36 61.6
25/02/2011 04:21 58.2	26/02/2011 05:31 59.6	27/02/2011 06:41 61.3
25/02/2011 04:26 58.7	26/02/2011 05:36 60.2	27/02/2011 06:46 53.0
25/02/2011 04:31 57.7	26/02/2011 05:41 60.2	27/02/2011 06:51 57.4
25/02/2011 04:36 58.8	26/02/2011 05:46 59.9	27/02/2011 06:56 55.8
25/02/2011 04:41 58.2	26/02/2011 05:51 60.9	27/02/2011 23:01 61.2
25/02/2011 04:46 57.5	26/02/2011 05:56 61.3	27/02/2011 23:06 61.9
25/02/2011 04:51 59.0	26/02/2011 06:01 61.1	27/02/2011 23:11 51.4
25/02/2011 04:56 58.1	26/02/2011 06:06 61.0	27/02/2011 23:16 59.9
25/02/2011 05:01 57.6	26/02/2011 06:11 60.0	27/02/2011 23:21 61.2
25/02/2011 05:06 59.1	26/02/2011 06:16 61.8	27/02/2011 23:26 60.8
25/02/2011 05:11 59.2	26/02/2011 06:21 61.8	27/02/2011 23:31 60.5
25/02/2011 05:16 59.4	26/02/2011 06:26 60.7	27/02/2011 23:36 59.3
25/02/2011 05:21 58.7	26/02/2011 06:31 50.9	27/02/2011 23:41 59.5
25/02/2011 05:26 59.5	26/02/2011 06:36 61.9	27/02/2011 23:46 59.4
25/02/2011 05:31 59.4	26/02/2011 06:41 53.4	27/02/2011 23:51 59.6
25/02/2011 05:36 58.5	26/02/2011 06:46 57.0	27/02/2011 23:56 61.0

* Exceedance was recorded during monitoring

Graphic Presentation of Real Time Noise Monitoring Result (Food and Environmental Hygiene Department Depot)

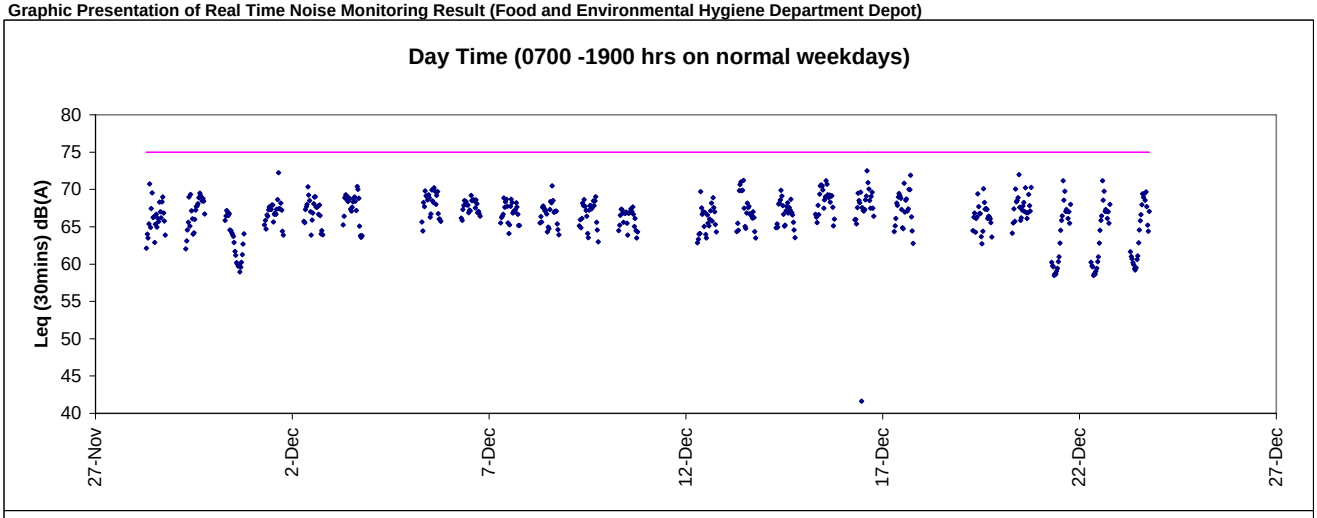

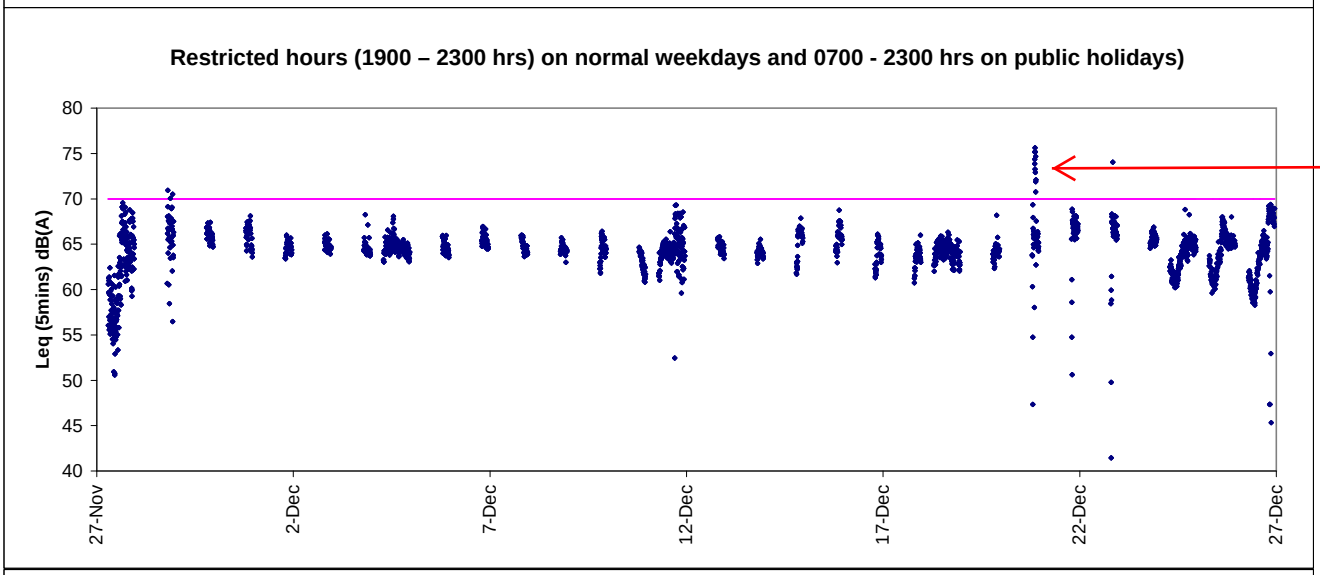

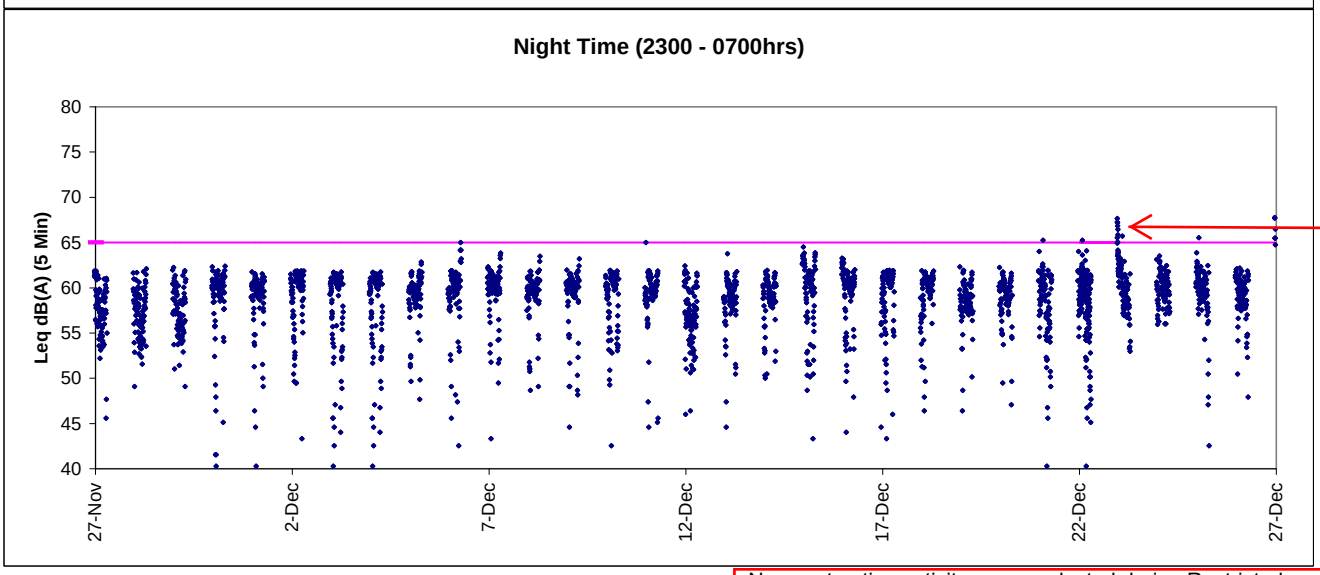

No construction activity was conducted during Restricted and Night Time period. As there is no construction work near the monitoring station, estimating the noise contributed from Island Eastern Corridor. It is concluded that the exceedances were non-project related.

Graphic Presentation of Real Time Noise Monitoring Result (Food and Environmental Hygiene Department Depot)

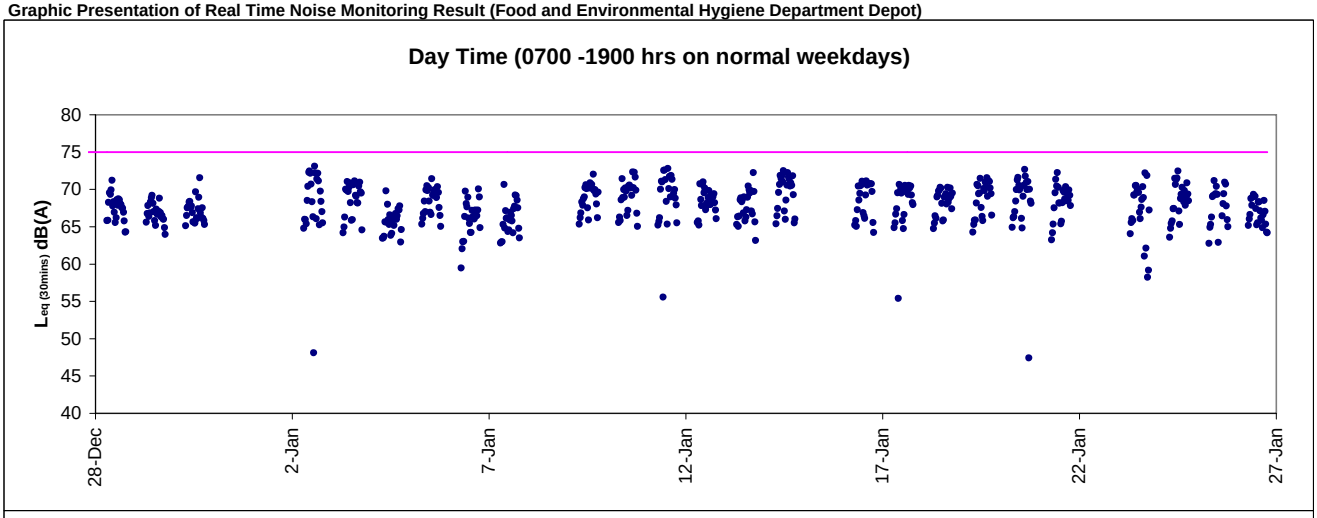

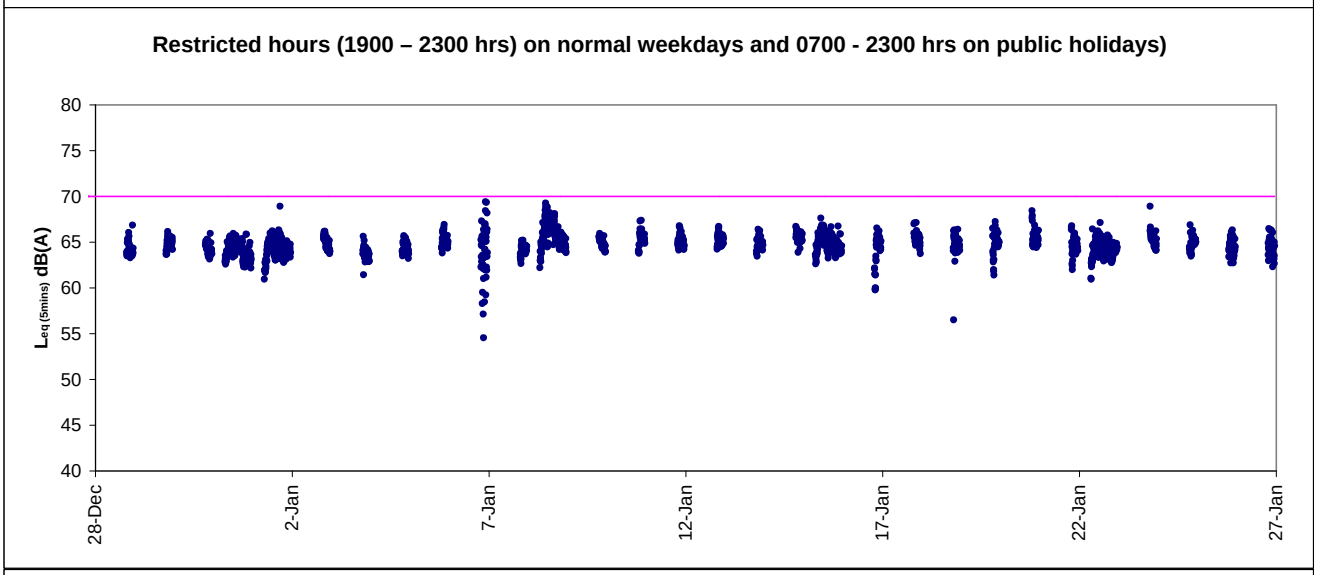

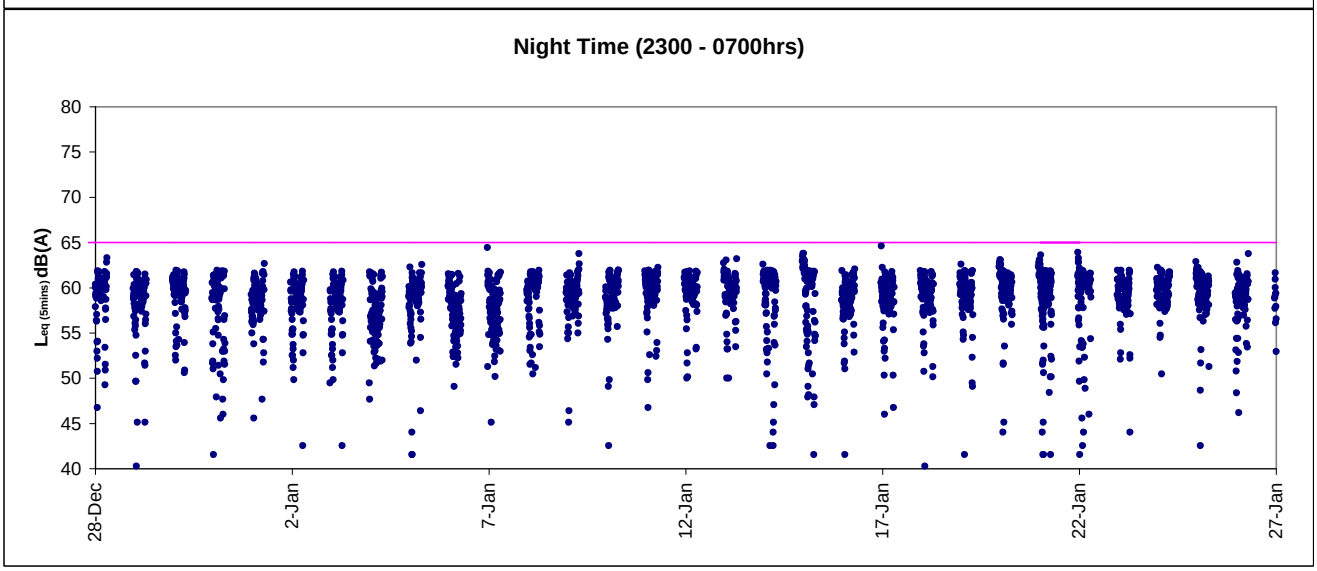

Graphic Presentation of Real Time Noise Monitoring Result (Food and Environmental Hygiene Department Depot)

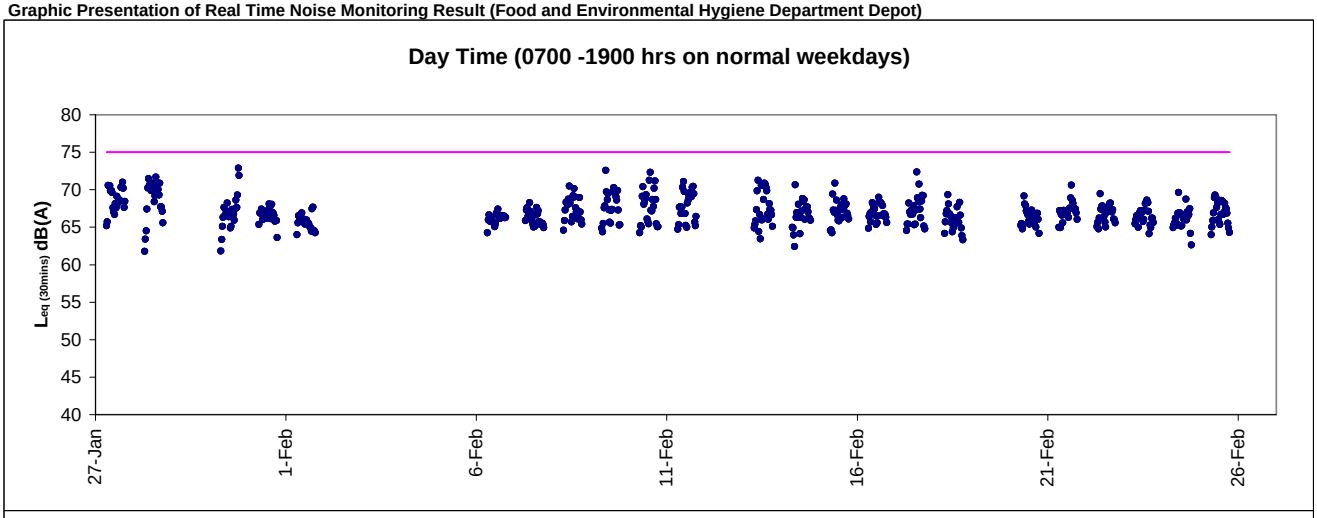

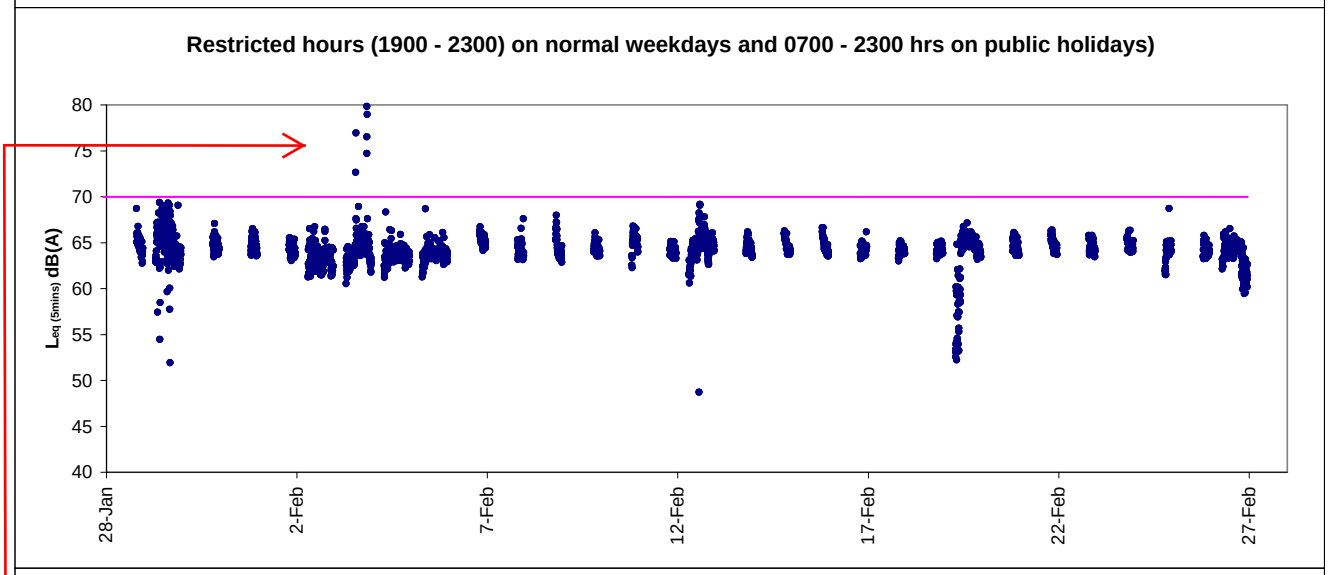

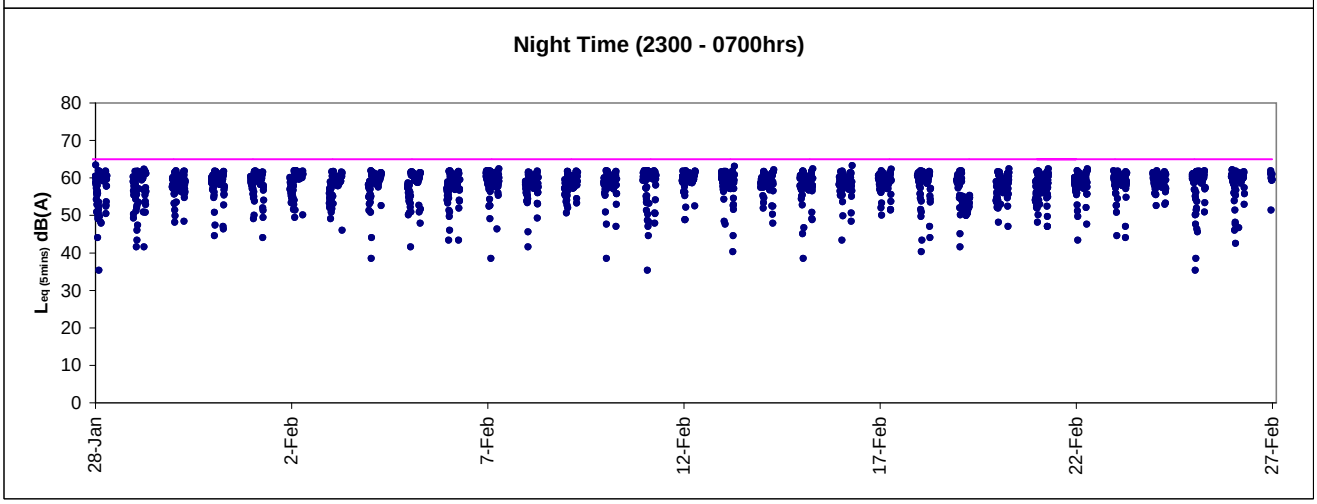

Five Limit Level Exceedances were continuously recorded on 4 February 2011 for 20 minutes during the 2011 Lunar New Year Fireworks Display.
In addition, no construction activity was conducted during the exceedance period. As such, the exceedance was non-project related.

Appendix 4.3

Air *Quality Monitoring Results and Graphical Presentations*

Location: MA1e - International Finance Centre (Eastern Wing)

Report on 24-hour TSP monitoring
Action Level (µg/m3) - 173.4
Limit Level (µg/m3) - 260

Date	Sampling Time	Weather Condition	Filter paper no.	Filter Weight, g		Elapse Time, hr		Sampling Time, hr	Flow Rate, m^3/min			Total Volume, m^3	TSP Level, µg/m^3
				Initial	Final	Initial	Final		Initial, Q_{si}	Final, Q_{sf}	Average		
30-Nov-10	08:00	Fine	201710	2.8142	3.1270	6083.56	6107.56	24.00	1.36	1.36	1.36	1962	159
06-Dec-10	08:00	Fine	201708	2.8129	3.1111	6110.57	6134.57	24.00	1.34	1.35	1.34	1931	154
11-Dec-10	08:00	Fine	201790	2.8134	3.0151	6137.57	6161.57	24.00	1.39	1.38	1.38	1994	101
17-Dec-10	08:00	Hazy	201876	2.8125	3.0016	6164.58	6188.58	24.00	1.36	1.36	1.36	1965	96
23-Dec-10	08:00	Hazy	201858	2.7999	3.0268	6191.58	6215.58	24.00	1.32	1.32	1.32	1900	119

Report on 1-hour TSP monitoring
Action Level (µg/m3) - 325.1
Limit Level (µg/m3) - 500

Date	Sampling Time	Weather Condition	Filter paper no.	Filter Weight, g		Elapse Time, hr		Sampling Time, hr	Flow Rate, m^3/min			Total Volume, m^3	TSP Level, µg/m^3
				Initial	Final	Initial	Final		Initial, Q_{si}	Final, Q_{sf}	Average		
01-Dec-10	08:31	Fine	201704	2.8220	2.8297	6107.56	6108.57	1.01	1.28	1.32	1.30	79	98
01-Dec-10	09:38	Fine	201752	2.8003	2.8072	6108.57	6109.57	1.00	1.30	1.28	1.29	77	89
01-Dec-10	10:53	Fine	201709	2.8075	2.8149	6109.57	6110.57	1.00	1.28	1.28	1.28	77	97
07-Dec-10	08:38	Fine	201794	2.8202	2.8455	6134.57	6135.57	1.00	1.39	1.39	1.39	83	303
07-Dec-10	09:44	Fine	201793	2.8251	2.8476	6135.57	6136.57	1.00	1.39	1.39	1.39	83	270
07-Dec-10	10:50	Fine	201791	2.8288	2.8521	6136.57	6137.57	1.00	1.39	1.39	1.39	83	280
13-Dec-10	08:28	Fine	201789	2.8169	2.8313	6161.57	6162.57	1.00	1.31	1.29	1.30	78	184
13-Dec-10	09:37	Fine	201821	2.8020	2.8140	6162.57	6163.57	1.00	1.29	1.29	1.29	78	155
13-Dec-10	11:00	Fine	201780	2.8175	2.8279	6163.57	6164.57	1.00	1.18	1.23	1.21	72	144
18-Dec-10	11:00	Hazy	201837	2.7854	2.7918	6188.58	6189.58	1.00	1.28	1.28	1.28	77	84
18-Dec-10	13:30	Hazy	201886	2.7955	2.8027	6189.58	6190.58	1.00	1.28	1.28	1.28	77	94
18-Dec-10	15:00	Hazy	201888	2.8107	2.8201	6190.58	6191.58	1.00	1.28	1.28	1.28	77	123
24-Dec-10	09:25	Hazy	201854	2.7867	2.7979	6215.58	6216.58	1.00	1.26	1.26	1.26	75	148
24-Dec-10	13:00	Hazy	201867	2.8000	2.8088	6216.58	6217.58	1.00	1.26	1.26	1.26	75	117
24-Dec-10	14:05	Hazy	201869	2.8046	2.8156	6217.58	6218.58	1.00	1.26	1.26	1.26	75	146

Location: MA1w - International Finance Centre (Western Wing)

Report on 24-hour TSP monitoring
Action Level (μg/m3) - 173.4
Limit Level (μg/m3) - 260

Date	Sampling Time	Weather Condition	Filter paper no.	Filter Weight, g		Elapse Time, hr		Sampling Time, hr	Flow Rate, m^3/min			Total Volume, m^3	TSP Level, $\mu g/m^3$
				Initial	Final	Initial	Final		Initial, Q_{si}	Final, Q_{sf}	Average		
30-Nov-10	08:00	Fine	201703	2.8229	3.0391	9225.90	9249.90	24.00	1.56	1.56	1.56	2250	96
06-Dec-10	08:00	Fine	201775	2.8202	3.0818	9252.90	9276.90	24.00	1.45	1.47	1.46	2102	124
11-Dec-10	08:00	Fine	201776	2.8203	3.0331	9279.90	9303.91	24.01	1.37	1.29	1.33	1913	111
17-Dec-10	08:00	Hazy	201875	2.8070	2.9791	9306.91	9330.91	24.00	1.34	1.34	1.34	1935	89
23-Dec-10	08:00	Hazy	201859	2.8099	3.0283	9333.91	9357.91	24.00	1.25	1.25	1.25	1799	121

Report on 1-hour TSP monitoring
Action Level (μg/m3) - 325.1
Limit Level (μg/m3) - 500

Date	Sampling Time	Weather Condition	Filter paper no.	Filter Weight, g		Elapse Time, hr		Sampling Time, hr	Flow Rate, m^3/min			Total Volume, m^3	TSP Level, $\mu g/m^3$
				Initial	Final	Initial	Final		Initial, Q_{si}	Final, Q_{sf}	Average		
01-Dec-10	08:56	Fine	201753	2.8087	2.8180	9249.90	9250.90	1.00	1.77	1.77	1.77	106	88
01-Dec-10	10:03	Fine	201751	2.8054	2.8147	9250.90	9251.90	1.00	1.77	1.77	1.77	106	88
01-Dec-10	13:00	Fine	201705	2.8150	2.8260	9251.90	9252.90	1.00	1.77	1.77	1.77	106	104
07-Dec-10	08:47	Fine	201788	2.8169	2.8392	9276.90	9277.90	1.00	1.78	1.78	1.78	107	209
07-Dec-10	09:52	Fine	201792	2.8234	2.8485	9277.90	9278.90	1.00	1.78	1.78	1.78	107	235
07-Dec-10	10:58	Fine	201766	2.8133	2.8381	9278.90	9279.90	1.00	1.77	1.77	1.77	106	233
13-Dec-10	08:44	Fine	201785	2.8246	2.8398	9303.91	9304.91	1.00	1.34	1.34	1.34	80	189
13-Dec-10	09:47	Fine	201820	2.8008	2.8114	9304.91	9305.91	1.00	1.34	1.34	1.34	80	132
13-Dec-10	10:55	Fine	201781	2.8210	2.8311	9305.91	9306.91	1.00	1.34	1.34	1.34	80	126
18-Dec-10	11:10	Hazy	201830	2.7905	2.7981	9330.91	9331.91	1.00	1.46	1.46	1.46	88	87
18-Dec-10	13:35	Hazy	201835	2.7888	2.7965	9331.91	9332.91	1.00	1.46	1.46	1.46	88	88
18-Dec-10	14:50	Hazy	201856	2.8003	2.8109	9332.91	9333.91	1.00	1.46	1.46	1.46	88	121
24-Dec-10	09:45	Hazy	201860	2.8037	2.8167	9357.91	9358.91	1.00	1.35	1.35	1.35	81	161
24-Dec-10	13:00	Hazy	201868	2.8058	2.8169	9358.91	9359.91	1.00	1.35	1.35	1.35	81	137
24-Dec-10	14:18	Hazy	201870	2.8050	2.8185	9359.91	9360.91	1.00	1.35	1.35	1.35	81	167

Location: CMA2a - Causeway Bay Community Centre

Report on 24-hour TSP monitoring
Action Level (µg/m3) - 169.5
Limit Level (µg/m3) - 260

Date	Sampling Time	Weather Condition	Filter paper no.	Filter Weight, g		Elapse Time, hr		Sampling Time, hr	Flow Rate, m^3/min			Total Volume, m^3	TSP Level, µg/m^3
				Initial	Final	Initial	Final		Initial, Q_{si}	Final, Q_{sf}	Average		
30-Nov-10	08:00	Fine	201748	2.8084	3.1400	12965.08	12989.09	24.01	1.46	1.46	1.46	2107	157
06-Dec-10	08:00	Hazy	201758	2.8142	3.1299	12992.09	13016.09	24.00	1.46	1.50	1.48	2129	148
11-Dec-10	08:00	Fine	201809	2.7975	3.0454	13019.09	13043.09	24.00	1.47	1.47	1.47	2113	117
17-Dec-10	08:00	Hazy	201828	2.7946	3.0137	13046.09	13070.09	24.00	1.47	1.47	1.47	2118	103
23-Dec-10	08:00	Hazy	201855	2.7979	3.0699	13073.09	13097.10	24.01	1.45	1.43	1.44	2077	131

Report on 1-hour TSP monitoring
Action Level (µg/m3) - 323.4
Limit Level (µg/m3) - 500

Date	Sampling Time	Weather Condition	Filter paper no.	Filter Weight, g		Elapse Time, hr		Sampling Time, hr	Flow Rate, m^3/min			Total Volume, m^3	TSP Level, µg/m^3
				Initial	Final	Initial	Final		Initial, Q_{si}	Final, Q_{sf}	Average		
01-Dec-10	13:34	Fine	201706	2.8242	2.8351	12989.09	12990.09	1.00	1.46	1.46	1.46	88	124
01-Dec-10	14:46	Fine	201771	2.8134	2.8263	12990.09	12991.09	1.00	1.46	1.46	1.46	88	147
01-Dec-10	15:51	Fine	201772	2.8120	2.8230	12991.09	12992.09	1.00	1.46	1.46	1.46	88	125
07-Dec-10	08:40	Hazy	201801	2.8154	2.8441	13016.09	13017.09	1.00	1.56	1.56	1.56	93	307
07-Dec-10	09:40	Hazy	201802	2.8789	2.9040	13017.09	13018.09	1.00	1.56	1.56	1.56	93	269
07-Dec-10	13:00	Hazy	201803	2.8226	2.8444	13018.09	13019.09	1.00	1.56	1.56	1.56	93	233
13-Dec-10	09:33	Fine	201823	2.7930	2.8032	13043.09	13044.09	1.00	1.47	1.47	1.47	88	116
13-Dec-10	10:35	Fine	201825	2.8065	2.8189	13044.09	13045.09	1.00	1.43	1.43	1.43	86	145
13-Dec-10	13:05	Fine	201826	2.7965	2.8048	13045.09	13046.09	1.00	1.43	1.43	1.43	86	97
18-Dec-10	08:10	Hazy	201829	2.8006	2.8099	13070.09	13071.09	1.00	1.47	1.47	1.47	88	105
18-Dec-10	09:20	Hazy	201851	2.7894	2.7993	13071.09	13072.09	1.00	1.47	1.47	1.47	88	112
18-Dec-10	10:30	Hazy	201871	2.8071	2.8156	13072.09	13073.09	1.00	1.47	1.47	1.47	88	96
24-Dec-10	08:00	Hazy	201887	2.7972	2.8105	13097.10	13098.10	1.00	1.47	1.47	1.47	88	150
24-Dec-10	09:10	Hazy	201846	2.7893	2.8031	13098.10	13099.10	1.00	1.47	1.47	1.47	88	156
24-Dec-10	10:30	Hazy	201840	2.7894	2.8029	13099.10	13100.10	1.00	1.45	1.45	1.45	87	155

Location: MA1e - International Finance Centre (Eastern Wing)

Report on 24-hour TSP monitoring
Action Level (µg/m3) - 173.4
Limit Level (µg/m3) - 260

Date	Sampling Time	Weather Condition	Filter paper no.	Filter Weight, g		Elapse Time, hr		Sampling Time, hr	Flow Rate, m^3/min			Total Volume, m^3	TSP Level, µg/m^3
				Initial	Final	Initial	Final		Initial, Q_{si}	Final, Q_{sf}	Average		
29-Dec-10	08:00	Fine	201833	2.7934	2.9266	6218.58	6242.58	24.00	1.22	1.22	1.22	1750	76
04-Jan-11	08:00	Hazy	201934	2.7503	2.9021	6245.47	6269.46	23.99	1.31	1.31	1.31	1885	81
10-Jan-11	08:00	Hazy	201957	2.7207	3.0564	6272.46	6296.46	24.00	1.38	1.38	1.38	1985	169
15-Jan-11	08:00	Hazy	201996	2.7166	2.8966	6326.46	6350.46	24.00	1.21	1.21	1.21	1741	103
21-Jan-11	08:00	Cloudy	201986	2.7333	2.9393	6326.46	6350.46	24.00	1.36	1.36	1.36	1955	105
27-Jan-11	08:00	Hazy	202057	2.8672	3.0291	6353.46	6377.46	24.00	1.33	1.33	1.33	1912	85

Report on 1-hour TSP monitoring
Action Level (µg/m3) - 325.1
Limit Level (µg/m3) - 500

Date	Sampling Time	Weather Condition	Filter paper no.	Filter Weight, g		Elapse Time, hr		Sampling Time, hr	Flow Rate, m^3/min			Total Volume, m^3	TSP Level, µg/m^3
				Initial	Final	Initial	Final		Initial, Q_{si}	Final, Q_{sf}	Average		
30-Dec-10	08:40	Fine	201919	2.7581	2.7653	6242.58	6243.58	1.00	1.28	1.28	1.28	77	94
30-Dec-10	09:48	Fine	201919	2.7668	2.7771	6243.58	6244.58	1.00	1.28	1.28	1.28	77	134
30-Dec-10	10:59	Fine	201936	2.7556	2.7653	6244.58	6245.58	1.00	1.28	1.28	1.28	77	126
05-Jan-11	08:50	Hazy	201952	2.7359	2.7432	6269.46	6270.46	1.00	1.36	1.35	1.35	81	90
05-Jan-11	10:19	Hazy	201940	2.7593	2.7660	6270.46	6271.46	1.00	1.35	1.35	1.35	81	83
05-Jan-11	13:00	Hazy	201950	2.7334	2.7390	6271.46	6272.46	1.00	1.35	1.35	1.35	81	69
11-Jan-11	09:02	Hazy	202004	2.8802	2.8897	6296.46	6297.46	1.00	1.31	1.31	1.31	79	121
11-Jan-11	13:00	Hazy	202005	2.8667	2.8792	6297.46	6298.46	1.00	1.31	1.31	1.31	79	159
11-Jan-11	14:06	Hazy	202012	2.8506	2.8577	6298.46	6299.46	1.00	1.31	1.31	1.31	79	90
17-Jan-11	08:20	Hazy	201976	2.7445	2.7552	6323.46	6324.46	1.00	1.29	1.29	1.29	77	138
17-Jan-11	09:40	Hazy	201988	2.7352	2.7447	6324.46	6325.46	1.00	1.29	1.29	1.29	77	123
17-Jan-11	10:45	Hazy	201984	2.7371	2.7459	6325.46	6326.46	1.00	1.29	1.29	1.29	77	114
22-Jan-11	09:44	Cloudy	202053	2.8570	2.8652	6350.46	6351.46	1.00	1.38	1.38	1.38	83	99
22-Jan-11	10:52	Cloudy	202054	2.8637	2.8702	6351.46	6352.46	1.00	1.38	1.38	1.38	83	79
22-Jan-11	12:00	Cloudy	202055	2.8650	2.8720	6352.46	6353.46	1.00	1.36	1.36	1.36	81	86

Location: MA1w - International Finance Centre (Western Wing)

Report on 24-hour TSP monitoring
Action Level (μg/m3) - 173.4
Limit Level (μg/m3) - 260

Date	Sampling Time	Weather Condition	Filter paper no.	Filter Weight, g		Elapse Time, hr		Sampling Time, hr	Flow Rate, m^3/min			Total Volume, m^3	TSP Level, $\mu g/m^3$
				Initial	Final	Initial	Final		Initial, Q_{si}	Final, Q_{sf}	Average		
29-Dec-10	08:00	Fine	201834	2.7856	2.9425	9360.91	9384.91	24.00	1.47	1.47	1.47	2110	74
04-Jan-11	08:00	Hazy	201946	2.7379	2.9439	9387.91	9411.91	24.00	1.50	1.47	1.49	2141	96
10-Jan-11	08:00	Hazy	201942	2.7337	3.1018	9417.31	9441.31	24.00	1.50	1.50	1.50	2154	171
15-Jan-11	08:00	Hazy	201997	2.7158	2.9494	6326.46	6350.46	24.00	1.43	1.43	1.43	2065	113
21-Jan-11	08:00	Cloudy	201987	2.7340	2.9117	9471.31	9495.31	24.00	1.44	1.31	1.37	1978	90
27-Jan-11	08:00	Hazy	202056	2.8730	3.0286	9498.31	9522.31	24.00	1.28	1.28	1.28	1846	84

Report on 1-hour TSP monitoring
Action Level (μg/m3) - 325.1
Limit Level (μg/m3) - 500

Date	Sampling Time	Weather Condition	Filter paper no.	Filter Weight, g		Elapse Time, hr		Sampling Time, hr	Flow Rate, m^3/min			Total Volume, m^3	TSP Level, $\mu g/m^3$
				Initial	Final	Initial	Final		Initial, Q_{si}	Final, Q_{sf}	Average		
30-Dec-10	08:50	Fine	201918	2.7647	2.7735	9384.91	9385.91	1.00	1.47	1.47	1.47	88	100
30-Dec-10	09:59	Fine	201920	2.7664	2.7744	9385.91	9386.91	1.00	1.47	1.47	1.47	88	91
30-Dec-10	11:08	Fine	201935	2.7468	2.7575	9386.91	9387.91	1.00	1.47	1.47	1.47	88	122
05-Jan-11	13:00	Hazy	201951	2.7321	2.7386	9411.91	9412.91	1.00	1.30	1.30	1.30	78	83
05-Jan-11	14:11	Hazy	201948	2.7354	2.7424	9412.91	9413.91	1.00	1.33	1.33	1.33	80	88
05-Jan-11	15:18	Hazy	201947	2.7482	2.7551	9413.91	9414.91	1.00	1.33	1.33	1.33	80	87
11-Jan-11	09:12	Hazy	201990	2.7337	2.7457	9441.31	9442.31	1.00	1.35	1.35	1.35	81	148
11-Jan-11	13:00	Hazy	201993	2.7299	2.7443	9442.31	9443.31	1.00	1.35	1.35	1.35	81	178
11-Jan-11	14:14	Hazy	201995	2.7171	2.7302	9443.31	9444.31	1.00	1.35	1.35	1.35	81	162
17-Jan-11	08:10	Hazy	201977	2.7332	2.7450	9468.31	9469.31	1.00	1.35	1.42	1.39	83	142
17-Jan-11	09:30	Hazy	201982	2.7291	2.7379	9469.31	9470.31	1.00	1.35	1.42	1.39	83	106
17-Jan-11	10:35	Hazy	201985	2.7350	2.7436	9470.31	9471.31	1.00	1.35	1.42	1.39	83	103
22-Jan-11	09:24	Cloudy	202050	2.8615	2.8698	9495.31	9496.31	1.00	1.40	1.36	1.38	83	100
22-Jan-11	10:32	Cloudy	202051	2.8613	2.8707	9496.31	9497.31	1.00	1.40	1.36	1.38	83	114
22-Jan-11	11:38	Cloudy	202052	2.8548	2.8633	9497.31	9498.31	1.00	1.45	1.41	1.43	86	99

Location: CMA2a - Causeway Bay Community Centre

Report on 24-hour TSP monitoring
Action Level (µg/m3) - 169.5
Limit Level (µg/m3) - 260

Date	Sampling Time	Weather Condition	Filter paper no.	Filter Weight, g		Elapse Time, hr		Sampling Time, hr	Flow Rate, m^3/min			Total Volume, m^3	TSP Level, µg/m^3
				Initial	Final	Initial	Final		Initial, Q_{si}	Final, Q_{sf}	Average		
29-Dec-10	08:00	Fine	201865	2.8042	2.9750	13100.10	13124.10	24.00	1.51	1.51	1.51	2168	79
04-Jan-11	08:00	Hazy	201930	2.7493	2.9171	13127.10	13151.14	24.04	1.51	1.52	1.52	2188	77
10-Jan-11	08:00	Hazy	201941	2.7375	2.9154	13154.14	13178.12	23.98	1.46	1.46	1.46	2105	85
15-Jan-11	08:00	Hazy	201966	2.7325	3.0555	13181.12	13205.12	24.00	1.48	1.48	1.48	2138	151
21-Jan-11	08:00	Hazy	202019	2.8690	3.0863	13208.12	13232.12	24.00	1.48	1.48	1.48	2134	102
27-Jan-11	08:00	Hazy	202027	2.8435	3.0480	13233.99	13257.99	24.00	1.44	1.44	1.44	2072	99

Report on 1-hour TSP monitoring
Action Level (µg/m3) - 323.4
Limit Level (µg/m3) - 500

Date	Sampling Time	Weather Condition	Filter paper no.	Filter Weight, g		Elapse Time, hr		Sampling Time, hr	Flow Rate, m^3/min			Total Volume, m^3	TSP Level, µg/m^3
				Initial	Final	Initial	Final		Initial, Q_{si}	Final, Q_{sf}	Average		
30-Dec-10	10:51	Fine	201921	2.7581	2.7711	13124.10	13125.10	1.00	1.51	1.51	1.51	90	144
30-Dec-10	13:00	Fine	201923	2.7657	2.7817	13125.10	13126.10	1.00	1.51	1.51	1.51	90	177
30-Dec-10	14:27	Fine	201927	2.7563	2.7694	13126.10	13127.10	1.00	1.51	1.51	1.51	90	145
05-Jan-11	08:15	Hazy	201954	2.7277	2.7370	13151.14	13152.14	1.00	1.51	1.51	1.51	91	103
05-Jan-11	09:20	Hazy	201955	2.7278	2.7377	13152.14	13153.14	1.00	1.51	1.51	1.51	91	109
05-Jan-11	13:00	Hazy	201956	2.7212	2.7313	13153.14	13154.14	1.00	1.51	1.51	1.51	91	111
11-Jan-11	08:20	Hazy	202000	2.7155	2.7336	13178.12	13179.12	1.00	1.52	1.52	1.52	91	199
11-Jan-11	09:30	Hazy	202001	2.7212	2.7382	13179.12	13180.12	1.00	1.52	1.52	1.52	91	187
11-Jan-11	10:50	Hazy	202002	2.7183	2.7356	13180.12	13181.12	1.00	1.52	1.52	1.52	91	190
17-Jan-11	08:15	Hazy	201972	2.7458	2.7599	13205.12	13206.12	1.00	1.52	1.52	1.52	91	155
17-Jan-11	09:30	Hazy	201973	2.7569	2.7710	13206.12	13207.12	1.00	1.52	1.52	1.52	91	155
17-Jan-11	10:48	Hazy	201974	2.7499	2.7626	13207.12	13208.12	1.00	1.52	1.52	1.52	91	139
22-Jan-11	09:30	Hazy	202037	2.8665	2.8795	13232.12	13233.12	1.00	1.54	1.54	1.54	93	141
22-Jan-11	11:05	Hazy	202040	2.8620	2.8730	13233.12	13234.12	1.00	1.54	1.54	1.54	93	119
22-Jan-11	13:00	Hazy	202041	2.8617	2.8725	13234.12	13235.12	1.00	1.54	1.54	1.54	93	117

Location: MA1e - International Finance Centre (Eastern Wing)

Report on 24-hour TSP monitoring
Action Level (µg/m3) - 173.4
Limit Level (µg/m3) - 260

Date	Sampling Time	Weather Condition	Filter paper no.	Filter Weight, g		Elapse Time, hr		Sampling Time, hr	Flow Rate, m^3/min			Total Volume, m^3	TSP Level, µg/m^3
				Initial	Final	Initial	Final		Initial, Q_{si}	Final, Q_{sf}	Average		
01-Feb-11	08:00	Hazy	202070	2.8635	3.1600	6380.46	6404.46	24.00	1.28	1.31	1.30	1865	159
08-Feb-11	08:00	Hazy	202074	2.8589	3.0761	6407.47	6431.47	24.00	1.27	1.27	1.27	1835	118
14-Feb-11	08:00	Hazy	202142	2.7706	2.8937	6434.47	6458.46	23.99	1.32	1.32	1.32	1902	65
19-Feb-11	08:00	Hazy	202180	2.7596	2.8347	6461.46	6485.46	24.00	1.30	1.30	1.30	1869	40
25-Feb-11	08:00	Sunny	202157	2.7411	2.9094	6488.46	6512.46	24.00	1.21	1.21	1.21	1741	97

Report on 1-hour TSP monitoring
Action Level (µg/m3) - 325.1
Limit Level (µg/m3) - 500

Date	Sampling Time	Weather Condition	Filter paper no.	Filter Weight, g		Elapse Time, hr		Sampling Time, hr	Flow Rate, m^3/min			Total Volume, m^3	TSP Level, µg/m^3
				Initial	Final	Initial	Final		Initial, Q_{si}	Final, Q_{sf}	Average		
28-Jan-11	08:05	Hazy	202023	2.8600	2.8693	6377.46	6378.46	1.00	1.29	1.29	1.29	77	120
28-Jan-11	09:15	Hazy	202092	2.8893	2.8968	6378.46	6379.46	1.00	1.29	1.29	1.29	77	97
28-Jan-11	10:30	Hazy	202085	2.8662	2.8759	6379.46	6380.46	1.00	1.29	1.29	1.29	77	126
02-Feb-11	08:05	Hazy	202075	2.8572	2.8715	6404.46	6405.46	1.00	1.35	1.35	1.35	81	177
02-Feb-11	09:10	Hazy	202076	2.8644	2.8818	6405.46	6406.46	1.00	1.35	1.35	1.35	81	215
02-Feb-11	10:20	Hazy	202090	2.8795	2.8957	6406.46	6407.46	1.00	1.35	1.35	1.35	81	200
09-Feb-11	08:50	Hazy	202139	2.7819	2.7927	6431.47	6432.47	1.00	1.27	1.27	1.27	76	141
09-Feb-11	10:00	Hazy	212140	2.7722	2.7794	6432.47	6433.47	1.00	1.27	1.27	1.27	76	94
09-Feb-11	11:00	Hazy	202141	2.7722	2.7794	6433.47	6434.47	1.00	1.27	1.27	1.27	76	94
15-Feb-11	09:00	Hazy	202117	2.7302	2.7342	6458.46	6459.46	1.00	1.28	1.28	1.28	77	52
15-Feb-11	10:05	Hazy	202133	2.7934	2.7955	6459.46	6460.46	1.00	1.28	1.28	1.28	77	27
15-Feb-11	13:00	Hazy	202146	2.7999	2.8040	6460.46	6461.46	1.00	1.28	1.28	1.28	77	53
21-Feb-11	08:05	Hazy	202154	2.7558	2.7621	6485.46	6486.46	1.00	1.28	1.28	1.28	77	82
21-Feb-11	09:08	Hazy	202155	2.7662	2.7724	6486.46	6487.46	1.00	1.28	1.28	1.28	77	81
21-Feb-11	10:12	Hazy	202156	2.7419	2.7471	6487.46	6488.46	1.00	1.28	1.28	1.28	77	68
26-Feb-11	08:10	Sunny	202203	2.7983	2.8053	6512.46	6513.46	1.00	1.27	1.27	1.27	76	92
26-Feb-11	09:15	Sunny	202220	2.8288	2.8367	6513.46	6514.46	1.00	1.27	1.27	1.27	76	103
26-Feb-11	10:25	Sunny	202206	2.8016	2.8072	6514.46	6515.46	1.00	1.27	1.27	1.27	76	73

Location: MA1w - International Finance Centre (Western Wing)

Report on 24-hour TSP monitoring
Action Level (μg/m3) - 173.4
Limit Level (μg/m3) - 260

Date	Sampling Time	Weather Condition	Filter paper no.	Filter Weight, g		Elapse Time, hr		Sampling Time, hr	Flow Rate, m^3/min			Total Volume, m^3	TSP Level, $\mu g/m^3$
				Initial	Final	Initial	Final		Initial, Q_{si}	Final, Q_{sf}	Average		
01-Feb-11	08:00	Hazy	202071	2.8718	3.1439	9525.31	9549.31	24.00	1.25	1.25	1.25	1807	151
09-Feb-11	15:00	Hazy	202138	2.7771	2.9770	9558.30	9582.30	24.00	1.27	1.27	1.27	1826	109
14-Feb-11	08:00	Hazy	202131	2.7628	2.8875	9582.30	9606.29	23.99	1.35	1.35	1.35	1946	64
17-Feb-11	08:00	Hazy	202181	2.7582	2.8458	9609.29	9633.29	24.00	1.35	1.35	1.35	1947	45
25-Feb-11	08:00	Sunny	202184	2.7590	2.9066	9636.29	9660.29	24.00	1.34	1.34	1.34	1932	76

Report on 1-hour TSP monitoring
Action Level (μg/m3) - 325.1
Limit Level (μg/m3) - 500

Date	Sampling Time	Weather Condition	Filter paper no.	Filter Weight, g		Elapse Time, hr		Sampling Time, hr	Flow Rate, m^3/min			Total Volume, m^3	TSP Level, $\mu g/m^3$
				Initial	Final	Initial	Final		Initial, Q_{si}	Final, Q_{sf}	Average		
28-Jan-11	08:15	Hazy	202045	2.8613	2.8700	9522.31	9523.31	1.00	1.37	1.37	1.37	82	106
28-Jan-11	09:25	Hazy	202089	2.8732	2.8811	9523.31	9524.31	1.00	1.37	1.37	1.37	82	96
28-Jan-11	10:50	Hazy	202036	2.8665	2.8747	9524.31	9525.31	1.00	1.37	1.37	1.37	82	100
02-Feb-11	08:10	Hazy	202035	2.8577	2.8713	9549.31	9550.31	1.00	1.25	1.25	1.25	75	181
02-Feb-11	09:15	Hazy	202072	2.8682	2.8829	9550.31	9551.31	1.00	1.25	1.25	1.25	75	195
02-Feb-11	10:40	Hazy	202073	2.8697	2.8832	9551.31	9552.31	1.00	1.25	1.25	1.25	75	179
09-Feb-11	09:50	Hazy	202135	2.7925	2.8008	9555.30	9556.30	1.00	1.31	1.31	1.31	78	106
09-Feb-11	10:55	Hazy	202136	2.8094	2.8180	9556.30	9557.30	1.00	1.31	1.31	1.31	78	110
09-Feb-11	13:00	Hazy	202137	2.7909	2.7993	9557.30	9558.30	1.00	1.31	1.31	1.31	78	107
15-Feb-11	09:10	Hazy	202134	2.7872	2.7996	9606.29	9607.29	1.00	1.39	1.47	1.43	86	145
15-Feb-11	10:20	Hazy	202132	2.7864	2.7950	9607.29	9608.29	1.00	1.39	1.47	1.43	86	100
15-Feb-11	13:00	Hazy	202147	2.7725	2.7778	9608.29	9609.29	1.00	1.38	1.46	1.42	85	62
21-Feb-11	08:10	Hazy	202151	2.7714	2.7808	9633.29	9634.29	1.00	1.39	1.47	1.43	86	110
21-Feb-11	09:15	Hazy	202152	2.7766	2.7852	9634.29	9635.29	1.00	1.39	1.47	1.43	86	100
21-Feb-11	10:20	Hazy	202153	2.7525	2.7595	9635.29	9636.29	1.00	1.39	1.47	1.43	86	82
26-Feb-11	08:13	Sunny	202204	2.8191	2.8260	9660.29	9661.29	1.00	1.38	1.34	1.36	82	85
26-Feb-11	09:22	Sunny	202205	2.8061	2.8149	9661.29	9662.29	1.00	1.38	1.34	1.36	82	108
26-Feb-11	10:30	Sunny	202207	2.8106	2.8197	9662.29	9663.29	1.00	1.38	1.34	1.36	82	112

Location: CMA2a - Causeway Bay Community Centre

Report on 24-hour TSP monitoring
Action Level (µg/m3) - 169.5
Limit Level (µg/m3) - 260

Date	Sampling Time	Weather Condition	Filter paper no.	Filter Weight, g		Elapse Time, hr		Sampling Time, hr	Flow Rate, m^3/min			Total Volume, m^3	TSP Level, µg/m^3
				Initial	Final	Initial	Final		Initial, Q_{si}	Final, Q_{sf}	Average		
01-Feb-11	08:00	Hazy	202028	2.8561	3.1615	13284.98	13308.98	24.00	1.51	1.51	1.51	2176	140
08-Feb-11	08:00	Hazy	202105	2.7714	3.0051	13311.98	13335.98	24.00	1.49	1.49	1.49	2148	109
14-Feb-11	08:00	Hazy	202129	2.7733	2.9387	13338.98	13362.97	23.99	1.48	1.48	1.48	2127	78
19-Feb-11	08:00	Hazy	202150	2.7892	2.8725	13365.97	13389.97	24.00	1.48	1.48	1.48	2129	39
25-Feb-11	08:00	Sunny	202195	2.7639	2.9770	13392.99	13416.99	24.00	1.49	1.49	1.49	2147	99

Report on 1-hour TSP monitoring
Action Level (µg/m3) - 323.4
Limit Level (µg/m3) - 500

Date	Sampling Time	Weather Condition	Filter paper no.	Filter Weight, g		Elapse Time, hr		Sampling Time, hr	Flow Rate, m^3/min			Total Volume, m^3	TSP Level, µg/m^3
				Initial	Final	Initial	Final		Initial, Q_{si}	Final, Q_{sf}	Average		
28-Jan-11	08:15	Hazy	202064	2.8522	2.8625	13257.99	13258.99	1.00	1.49	1.49	1.49	89	115
28-Jan-11	10:30	Hazy	202066	2.8622	2.8741	13258.99	13259.99	1.00	1.49	1.49	1.49	89	133
28-Jan-11	14:00	Hazy	202068	2.8652	2.8749	13259.99	13260.99	1.00	1.49	1.49	1.49	89	109
02-Feb-11	08:15	Hazy	202033	2.8553	2.8668	13308.98	13309.98	1.00	1.51	1.51	1.51	91	127
02-Feb-11	09:30	Hazy	202103	2.7779	2.7978	13309.98	13310.98	1.00	1.51	1.51	1.51	91	220
02-Feb-11	10:50	Hazy	202104	2.7458	2.7625	13310.98	13311.98	1.00	1.51	1.51	1.51	91	184
09-Feb-11	10:40	Hazy	202126	2.7605	2.7672	13335.98	13336.98	1.00	1.47	1.50	1.48	89	75
09-Feb-11	15:00	Hazy	202127	2.7251	2.7318	13336.98	13337.98	1.00	1.50	1.50	1.50	90	75
09-Feb-11	16:45	Hazy	202128	2.7971	2.8018	13337.98	13338.98	1.00	1.50	1.50	1.50	90	52
15-Feb-11	09:00	Hazy	202171	2.7253	2.7277	13362.97	13363.97	1.00	1.51	1.51	1.51	90	27
15-Feb-11	10:30	Hazy	202143	2.7815	2.7887	13363.97	13364.97	1.00	1.51	1.51	1.51	90	80
15-Feb-11	13:00	Hazy	202116	2.7386	2.7493	13364.97	13365.97	1.00	1.51	1.51	1.51	90	118
21-Feb-11	14:00	Hazy	202197	2.7600	2.7671	13389.97	13390.97	1.00	1.51	1.51	1.51	90	79
21-Feb-11	15:05	Hazy	202190	2.7478	2.7567	13390.97	13391.97	1.00	1.51	1.51	1.51	90	98
21-Feb-11	16:30	Hazy	202192	2.7426	2.7539	13391.97	13392.97	1.00	1.51	1.51	1.51	90	125
26-Feb-11	08:05	Sunny	202167	2.7243	2.7386	13416.99	13417.99	1.00	1.50	1.50	1.50	90	159
26-Feb-11	09:10	Sunny	202230	2.7902	2.8034	13417.99	13418.99	1.00	1.50	1.50	1.50	90	147
26-Feb-11	10:30	Sunny	202231	2.7878	2.8004	13418.99	13419.99	1.00	1.50	1.50	1.50	90	140

Graphic Presentation of 24 hour TSP Result

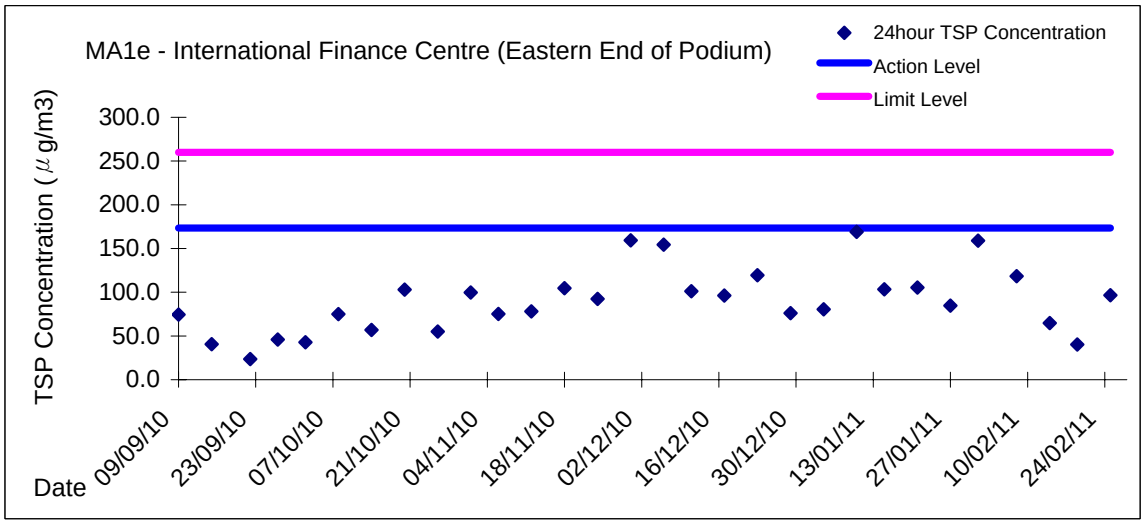

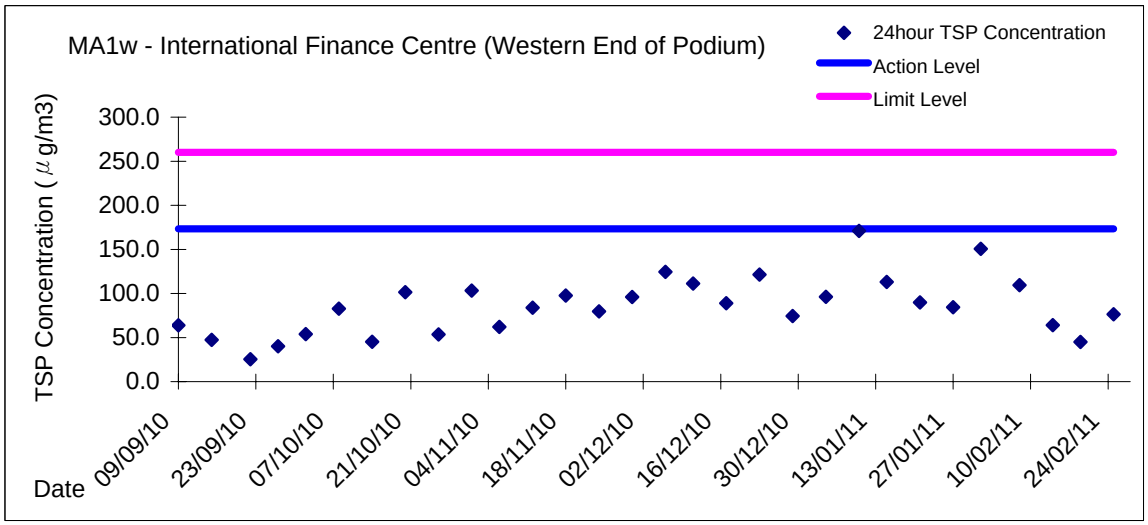

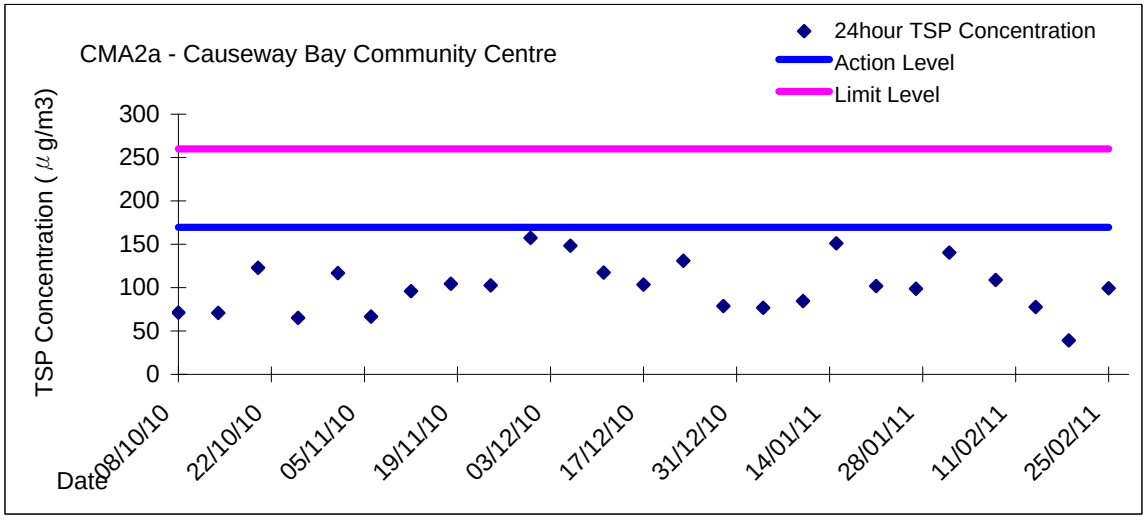

Graphic Presentation of 1 hour TSP Result

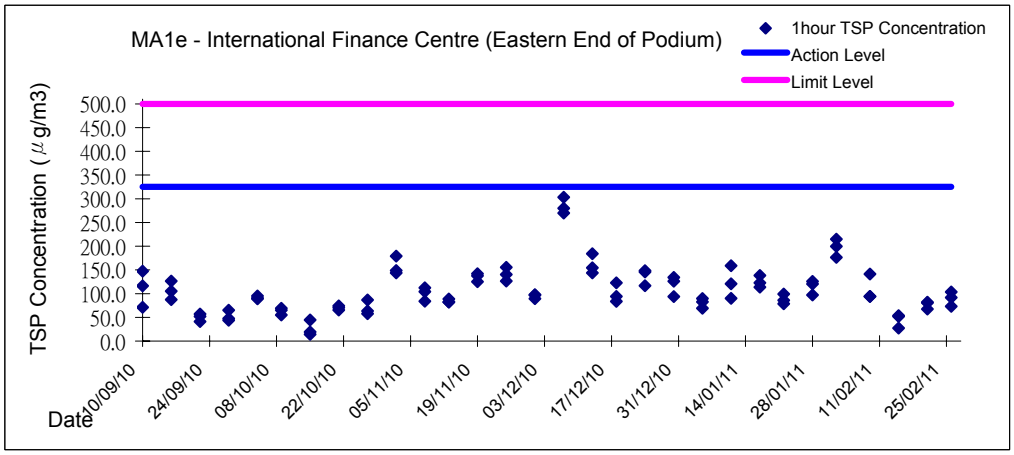

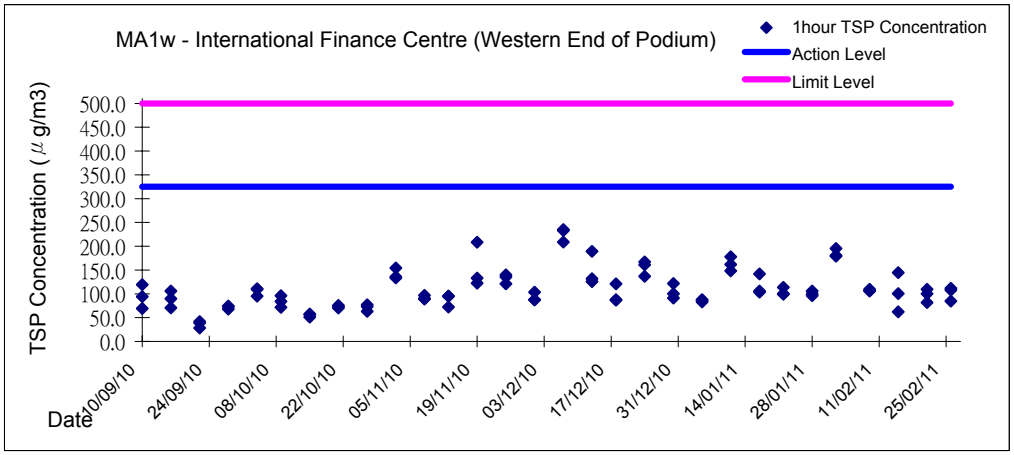

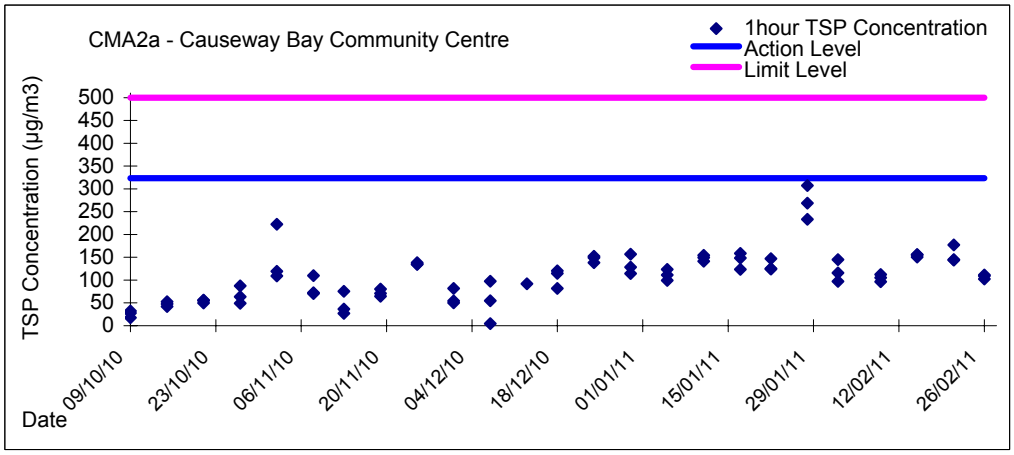

Appendix 5.1

Event Action Plans

Event/Action Plan for Construction Noise

EVENT	ACTION			
	ET	IEC	ER	CONTRACTOR
Action Level being exceeded	1. Notify ER, IEC and Contractor; 2. Carry out investigation; 3. Report the results of investigation to the IEC, ER and Contractor; 4. Discuss with the IEC and Contractor on remedial measures required; 5. Increase monitoring frequency to check mitigation effectiveness. (The above actions should be taken within 2 working days after the exceedance is identified)	1. Review the investigation results submitted by the ET; 2. Review the proposed remedial measures by the Contractor and advise the ER accordingly; 3. Advise the ER on the effectiveness of the proposed remedial measures. (The above actions should be taken within 2 working days after the exceedance is identified)	1. Confirm receipt of notification of failure in writing; 2. Notify Contractor; 3. In consolidation with the IEC, agree with the Contractor on the remedial measures to be implemented; 4. Supervise the implementation of remedial measures. (The above actions should be taken within 2 working days after the exceedance is identified)	1. Submit noise mitigation proposals to IEC and ER; 2. Implement noise mitigation proposals. (The above actions should be taken within 2 working days after the exceedance is identified)

EVENT	ACTION			
	ET	IEC	ER	CONTRACTOR
Limit Level being exceeded	1. Inform IEC, ER, Contractor and EPD; 2. Repeat measurements to confirm findings; 3. Increase monitoring frequency; 4. 4. Identify source and investigate the cause of exceedance; 5. 5. Carry out analysis of Contractor's working procedures; 6. 6. Discuss with the IEC, Contractor and ER on remedial measures required; 7. Assess effectiveness of Contractor's remedial actions and keep IEC, EPD and ER informed of the results; 8. If exceedance stops, cease additional monitoring. (The above actions should be taken within 2 working days after the exceedance is identified)	1. Discuss amongst ER, ET, and Contractor on the potential remedial actions; 2. Review Contractor's remedial actions whenever necessary to assure their effectiveness and advise the ER accordingly. (The above actions should be taken within 2 working days after the exceedance is identified)	1. Confirm receipt of notification of failure in writing; 2. Notify Contractor; 3. In consolidation with the IEC, agree with the Contractor on the remedial measures to be implemented; 4. Supervise the implementation of remedial measures; 5. If exceedance continues, consider stopping the Contractor to continue working on that portion of work which causes the exceedance until the exceedance is abated. (The above actions should be taken within 2 working days after the exceedance is identified)	1. Take immediate action to avoid further exceedance; 2. Submit proposals for remedial actions to IEC and ER within 3 working days of notification; 3. Implement the agreed proposals; 4. Submit further proposal if problem still not under control; 5. Stop the relevant portion of works as instructed by the ER until the exceedance is abated. (The above actions should be taken within 2 working days after the exceedance is identified)

Event / Action Plan for Construction Air Quality

EVENT	ACTION			
	ET	IEC	ER	CONTRACTOR
ACTION LEVEL				
1. Exceedance for one sample	1. Identify source, investigate the causes of exceedance and propose remedial measures; 2. Inform IEC and ER; 3. Repeat measurement to confirm finding; 4. Increase monitoring frequency to daily. (The above actions should be taken within 2 working days after the exceedance is identified)	1. Check monitoring data submitted by ET; 2. Check Contractor's working method. (The above actions should be taken within 2 working days after the exceedance is identified)	1. Notify Contractor. (The above actions should be taken within 2 working days after the exceedance is identified)	1. Rectify any unacceptable practice; 2. Amend working methods if appropriate. (The above actions should be taken within 2 working days after the exceedance is identified)
2. Exceedance for two or more consecutive samples	1. Identify source; 2. Inform IEC and ER; 3. Advise the ER on the effectiveness of the proposed remedial measures; 4. Repeat measurements to confirm findings; 5. Increase monitoring frequency to daily; 6. Discuss with IEC and Contractor on remedial actions required; 7. If exceedance continues, arrange meeting with IEC and ER; 8. If exceedance stops, cease additional monitoring. (The above actions should be taken within 2 working days after the exceedance is identified)	1. Check monitoring data submitted by ET; 2. Check Contractor's working method; 3. Discuss with ET and Contractor on possible remedial measures; 4. Advise the ET on the effectiveness of the proposed remedial measures; 5. Supervise Implementation of remedial measures. (The above actions should be taken within 2 working days after the exceedance is identified)	1. Confirm receipt of notification of failure in writing; 2. Notify Contractor; 3. Ensure remedial measures properly implemented. (The above actions should be taken within 2 working days after the exceedance is identified)	1. Submit proposals for remedial to ER within 3 working days of notification; 2. Implement the agreed proposals; 3. Amend proposal if appropriate. (The above actions should be taken within 2 working days after the exceedance is identified)
LIMIT LEVEL				
1. Exceedance for one sample	1. Identify source, investigate the causes of exceedance and propose remedial measures; 2. Inform ER, Contractor and EPD; 3. Repeat measurement to confirm finding; 4. Increase monitoring frequency to daily; 5. Assess effectiveness of Contractor's remedial actions and keep IEC, EPD and ER informed of the results. (The above actions should be taken within 2 working days after the exceedance is identified)	1. Check monitoring data submitted by ET; 2. Check Contractor's working method; 3. Discuss with ET and Contractor on possible remedial measures; 4. Advise the ER on the effectiveness of the proposed remedial measures; 5. Supervise implementation of remedial measures. (The above actions should be taken within 2 working days after the exceedance is identified)	1. Confirm receipt of notification of failure in writing; 2. Notify Contractor; 3. Ensure remedial measures properly implemented. (The above actions should be taken within 2 working days after the exceedance is identified)	1. Take immediate action to avoid further exceedance; 2. Submit proposals for remedial actions to IEC within 3 working days of notification; 3. Implement the agreed proposals; 4. Amend proposal if appropriate. (The above actions should be taken within 2 working days after the exceedance is identified)
2. Exceedance for two or more consecutive samples	1. Notify IEC, ER, Contractor and EPD; 2. Identify source; 3. Repeat measurement to confirm findings; 4. Increase monitoring frequency to daily; 5. Carry out analysis of Contractor's working procedures to determine possible mitigation to be implemented; 6. Arrange meeting with IEC and ER to discuss the remedial actions to be taken; 7. Assess effectiveness of Contractor's remedial actions and keep IEC, EPD and ER informed of the results; 8. If exceedance stops, cease additional monitoring. (The above actions should be taken within 2 working days after the exceedance is identified)	1. Discuss amongst ER, ET, and Contractor on the potential remedial actions; 2. Review Contractor's remedial actions whenever necessary to assure their effectiveness and advise the ER accordingly; 3. Supervise the implementation of remedial measures.	1. Confirm receipt of notification of failure in writing; 2. Notify Contractor; 3. In consolidation with the IEC, agree with the Contractor on the remedial measures to be implemented; 4. Ensure remedial measures properly implemented; 5. If exceedance continues, consider what portion of the work is responsible and instruct the Contractor to stop that portion of work until the exceedance is abated. (The above actions should be taken within 2 working days after the exceedance is identified)	1. Take immediate action to avoid further exceedance; 2. Submit proposals for remedial actions to IEC within 3 working days of notification; 3. Implement the agreed proposals; 4. Resubmit proposals if problem still not under control; 5. Stop the relevant portion of works as determined by the ER until the exceedance is abated. (The above actions should be taken within 2 working days after the exceedance is identified)

Appendix 6.1

Complaint Log

Environmental Complaints Log

No environmental complaint was received in the reporting quarter

Complaint Log No.	Date of Complaint	Received From and Received By	Location of Complainant	Nature of Complaint	Outcome	Status
-	-	-	-	-	-	-

Appendix 9.1

Construction Programme of Individual Contracts

CHIU HING CONSTRUCTION & TRANSPORTATION CO. LTD.

識別碼	Task Name	工期	開始時間	完成時間	前置任務	資源名稱
1	**Planning & Approval**	**33 days**	**2010/5/18**	**2010/6/24**		
2	Planning of new bus terminus scheme	28 days	2010/5/18	2010/6/24		H,A,C
3	Approval of scheme	0 days	2010/6/24	2010/6/24	2	TD
4	Setting out data of final scheme	7 days	2010/5/18	2010/5/26		H,A
5	**Construction Works - Stage 1**	**114 days**	**2010/5/21**	**2010/9/30**		
6	Issue WO#1	0 days	2010/5/21	2010/5/21		H,A
7	Handling over of extg depot	0 days	2010/5/21	2010/5/21	6	H,A
8	Demolish of existing Depot (superstructure)	14 days	2010/5/21	2010/6/9	7	C
9	Demolish of existing Depot (substructure)	14 days	2010/6/10	2010/6/29	8	C
10	Convert the site depot area into C/W & Xonstruct F/P for Bay 4 (part 1)	60 days	2010/6/30	2010/9/21	9	C
11	Fence Off new RCP location	14 days	2010/5/31	2010/6/17		C
12	Relocation of existing RCP	11 days	2010/6/18	2010/7/2	11	C
13	XP (SSW) for trial trench	2 days	2010/5/31	2010/6/1		H,A
14	Issue WO#2	0 days	2010/5/25	2010/5/25	15SS-7 days	H,A
15	Trial trench to confirm UU (MK,MY)	3 days	2010/6/2	2010/6/4	13	C
16	TTA approval of task 17 t0 25	14 days	2010/6/25	2010/7/14	13,3	C
17	UU meeting & diversion	14 days	2010/7/15	2010/8/3	16	H,A,C
18	Transplant/fell extg trees	8 days	2010/7/15	2010/7/26	16	C
19	Relocate Koisk of Bus operator	3 days	2010/7/30	2010/8/3	17FF	other
20	Convert extg F/P to C/W along Man Kwong St & Yiu St (stage 1B)	35 days	2010/8/4	2010/9/21	17,18	C
21	Construct New Entrance for Bus Terminus	21 days	2010/8/4	2010/9/1	17	C
22	Transplant/fell extg trees at Bay A	7 days	2010/7/15	2010/7/23	16	C
23	Removal of Bus Shelter A	14 days	2010/7/15	2010/8/3	16	other
24	Relocate gullies	7 days	2010/8/4	2010/8/12	23	C
25	Convert Extg bus bay A into C/W	21 days	2010/8/13	2010/9/10	24	C
26	Allowable flow	8 days	2010/9/22	2010/9/30	25,10,20	
27	**Central Reserve of man Kwong St (stage 1C)**	**123 days**	**2010/5/24**	**2010/10/13**		
28	Issue W.O.	3 days	2010/5/24	2010/5/26		H,A
29	XP (SSW) for trial trench	2 days	2010/6/1	2010/6/2	28	H,A
30	Trial trench to confirm UU	2 days	2010/6/3	2010/6/4	29	C
31	UU meeting & diversion	16 days	2010/6/7	2010/6/28	30	H,A,C
32	Tree Transplantation / Removal	74 days	2010/6/3	2010/9/14	29	C
33	Convert verge into C/W	21 days	2010/9/15	2010/10/13	32	C
34	Cable duct & traffic aids	16 days	2010/9/22	2010/10/13	33FF	C
35	**Stage 2 - New Bus bay 1-3, 4a**	**119 days**	**2010/6/25**	**2010/11/10**		
36	Approval of TTA for Stage 2	14 days	2010/6/25	2010/7/14	3	TDRMO
37	Implement TTA	1 day	2010/7/15	2010/7/15	36	C
38	Relocate St lighting (Bay B-H)	14 days	2010/7/16	2010/8/4	37	other
39	Removal of Bus Shelter (B-H)	14 days	2010/7/16	2010/8/4	37	other
40	Tree Transplantation / Removal	7 days	2010/7/16	2010/7/26	37	C
41	Relocate extg gully pits	21 days	2010/7/16	2010/8/13	37	C
42	Convert Bus Bay (B-H) into C/W	50 days	2010/8/5	2010/10/13	38,39	C
43	Construct New Bus Terminal (Bay 1-3,4a)	56 days	2010/8/16	2010/11/1	41	C
44	Construct Bus Shelter(1-3, 4a)	45 days	2010/9/8	2010/11/9	43FF+7 days	other
45	Traffic aids & road marking	7 days	2010/11/2	2010/11/10	43	C
46	**Stage 3 - New Bus bay 4b**	**44 days**	**2010/10/25**	**2010/12/14**		
47	Approval of TTA for Stage 3	14 days	2010/10/26	2010/11/12	45FS-14 days	TDRMO
48	Implement TTA & relocate Bus stop	1 day	2010/11/15	2010/11/15	47	C
49	Relocate extg gully pits	9 days	2010/11/16	2010/11/26	48	C
50	Construct New Bus Terminal (Bay 4b)	14 days	2010/11/16	2010/12/3	48	C
51	Construct Bus Shelter 4b	14 days	2010/11/16	2010/12/3	50FF	other
52	Cable ducts/pits for signalised Junction	30 days	2010/10/25	2010/12/3	50FF	C
53	Traffic aids & road marking	7 days	2010/12/6	2010/12/14	50	C
54	**Stage 4 - New F/P & delinate new site area**	**48 days**	**2010/12/7**	**2011/1/31**		
55	Approval of TTA for Stage 4	7 days	2010/12/7	2010/12/15	53FS-7 days	TDRMO
56	Implement TTA & relocate Bus stop	1 day	2010/12/16	2010/12/16	55	C
57	Construction of new F/P	21 days	2010/12/17	2011/1/14	56	C
58	Allowable Flow	14 days	2011/1/15	2011/1/31	57	



Project: MAN KWONG ST. J/O MAN YIU ST. BUS TERMINUS RELOCATION
Date: 2010/5/25
H= HIGHWAYS, A=AECOM, C=CHIU HING

任務 | 任務進度 | 要徑任務 | 要徑任務進度 | 里程碑 | 摘要 | 上顯型任務 | 上顯型要徑任務 | 上顯型里程碑 | 上顯型進度 | 分割 | 外部任務 | 專案摘要 | 摘要群組 | 期限

Contract no. HY/2009/17

Contract Title : Central - Wan Chai Bypass - FEHD Whitfield Depot Re-provisioning Works

Works Schedule for the Advance Piling Works

ACTIVITY	Duration	START	FINISH
Submissions before Commencement of Piling Works			
Notification of Commencement Date of Construction	1	16/7/2010	16/7/2010
Organization Chart of Environmental Management Team	1	16/7/2010	16/7/2010
Works Schedule	1	16/7/2010	16/7/2010
Location and Layout Plan	1	31/8/2010	31/8/2010
Construction Noise Management Plan	1	31/8/2010	31/8/2010
Installation of Piles			
Plants Set-up	7	24/9/2010	30/9/2010
Installation of pipes E3b	70	2/10/2010	10/12/2010
Installation of pipes E3a	60	2/10/2010	30/11/2010
Installation of pipes E2a	60	12/10/2010	10/12/2010
Installation of pipes E2b	70	14/10/2010	22/12/2010
Testing	14	23/12/2010	6/1/2011

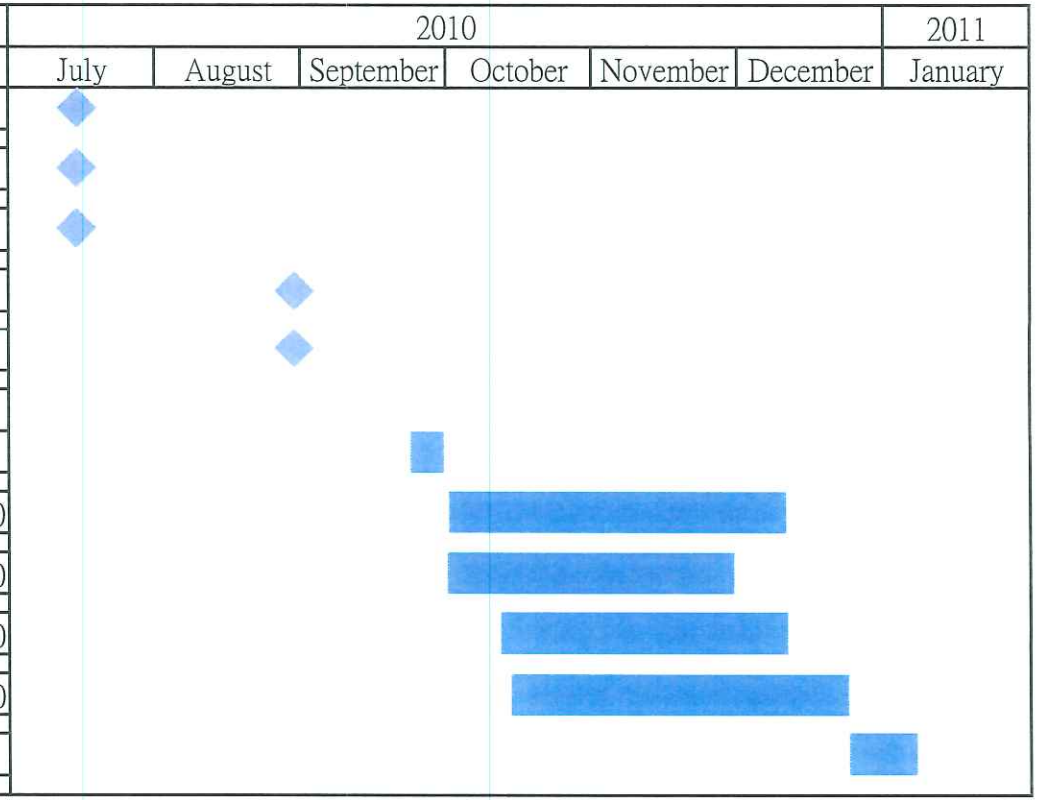

HY/2009/18

Central - Wan Chai Bypass (Central Interchange)

Description	Early Start	Early Finish
DATE FOR COMMENCEMENT & COMPLETION		
Contract Commencement	21SEP10	
Contract Construction Completion		30JAN16 *
Contract DLP and Establishment Works Completion		29JAN17 *
PRELIMINARIES		
Preliminary Submissions / Approvals	21SEP10	28JAN11
Commence Site Mobilisation	29JAN11	
Mobilise, Hoarding & Site Clearance	29JAN11	10MAY11
PORTION IV WORKS		
CWB Tunnel CH1480 to CH1580		
Site Investigation	11MAY11	22JUN11
Construct Guide Walls	23JUN11	03SEP11
Construct D-Wall / Barrettes	25JUL11	04MAR12
ELS Works	05MAR12	08JUL12
Construct CWB Tunnel & Ventilation Building	09JUL12	12MAR13
Works Inside CWB Tunnel	13MAR13	12JUL13
KD-8 Complete		13OCT13 *
CWB Tunnel CH1580 to CH1646		
Construction Diversion for Finance Street	23JUN11	20SEP11
East End of Finance St. Closed		31OCT11 *
Site Investigation	01NOV11	28DEC11
Construct Guide Walls	03FEB12	19APR12
Construct D-Wall / Barrettes	05MAR12	06AUG12
ELS Works	07AUG12	16NOV12
Construct CWB Tunnel	17NOV12	26APR13
Works Inside CWB Tunnel	27APR13	31AUG13
KD-7 Complete		23MAY14 *
CWB Tunnel CH1646 to CH1685		
Man Yiu St. Diverted (Possess Portion IIIA, B)		10APR12 *
Site Clearance & Divert Existing Utilities	11APR12	08JUN12
Site Investigation	09JUN12	10JUL12
Sheet Pile / Pipe Pile / Grouting	19JUN12	17AUG12
Construct Guide Walls	11JUL12	08AUG12
Construct Barrettes	09AUG12	06SEP12
Temporary Works to Support C/W Pipes	09JUN12	12SEP12
ELS Works	13SEP12	14JAN13
Demolish & Reconstruct CWB Tunnel	16OCT12	17APR13
Works Inside CWB Tunnel	27APR13	03JUL13
Surface Works		
Backfill, U/G Services, Roadworks & Landscaping	13MAR13	07FEB14
KD-6 Complete		03NOV14 *
PORTION III WORKS		
CWB Tunnel CH1685 to CH1704		
Access to CRIII Works Area	30JUN11 *	
Works Area within CRIII Preparation	30JUN11	16SEP11
Site Investigation	13AUG11	24SEP11
Construct Guide Walls	05SEP11	28SEP11
Construct D-Wall / Barrettes (thru old seawall)	17SEP11	22FEB12
Construct Man Yiu St. Temporary Diversion	23FEB12	05APR12
ELS Works	18AUG12	01NOV12
Construct CWB Tunnel (excl. roof slab)	02NOV12	28JAN13
Break into Existing CWB Tunnel	29JAN13	02MAR13
Construct CWB Tunnel Roof Slab	11SEP13	01NOV13
Works Inside CWB Tunnel	02NOV13	23DEC13
KD-4 Complete		01AUG14 *
CWB Tunnel CH1704 to CH1825		
Works Inside CWB Tunnel	08JUL13	12OCT13
CWB Tunnel CH1825 to CH2600		
Works Inside CWB Tunnel	03MAR13	05SEP13
KD-5 Complete		31JAN14 *
Surface Works		
Road P1 Roadworks & Landscaping	02NOV13	14APR14
Man Yiu St. Widening Roadworks & Landscaping	22JUL13	16DEC13
KD-3 Complete		06FEB15 *
PORTION V WORKS		
Mobilization, Set up, Utilities Diversion, Tree	29JAN11	10MAY11
Construct Trough B Structure	11MAY11	07MAR13
Works Inside Trough B	08MAR13	11JUL13
Portion VI Access Date	12NOV12 *	
Man Kwon St. W/B Widening	12NOV12	05APR13
Construct Retaining Wall D	06APR13	09AUG13
Remaining Roadworks & Landscaping	11NOV13	22MAR14
KD-9 Complete		03NOV14 *
PORTION VI WORKS		
Portion VI Access Date	12NOV12 *	
Man Kwong St. W/B Widening	12NOV12	05APR13
Retaining Walls F & G	12NOV12	10SEP13
Bridge B	12NOV12	19JUN14
Trough A	20JUL13	26MAR14
Elevated Layby at Rumsey St. Flyover	18DEC13	01SEP14
Bridge A	12NOV12	09APR14
Open Slip Road D / Man Po St.		09APR14
Retaining Walls A & B	10APR14	11NOV14
Remaining U/G Services, Roadworks & Landscaping	11APR14	10FEB15
KD-10 Complete		30JAN16 *
KD-16 Complete		30JAN16 *
Landscaping Establishment (Last Area)	11FEB15	10FEB16
KD-15 Complete		29JAN17 *

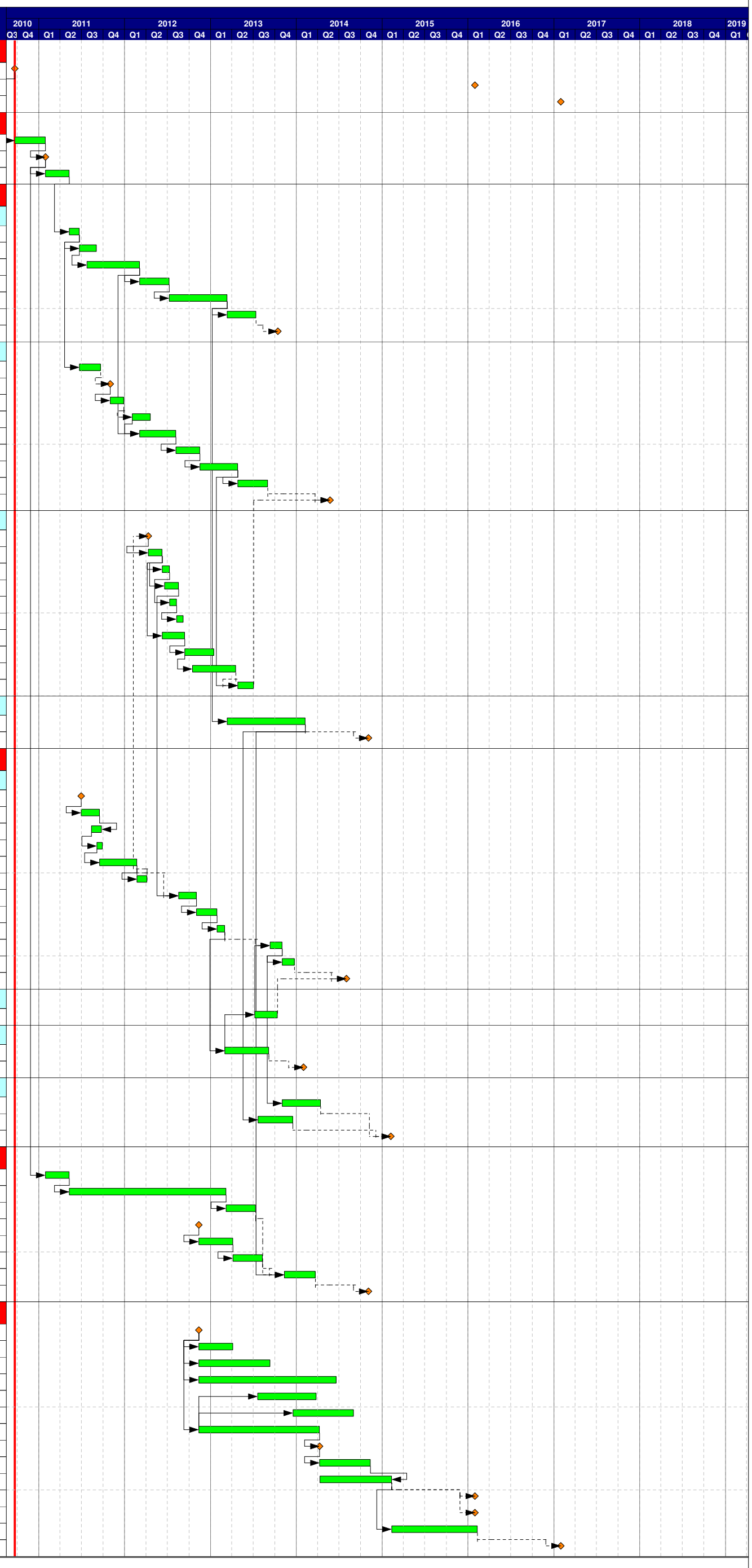

Leighton Contractors (Asia) Limited

High Level Programme

(Initial Works Programme IWP0)