CONTRACT NO: HK/2011/07

WANCHAI DEVELOPMENT PHASE II AND CENTRAL WANCHAI BYPASS SAMPLING, FIELD MEASUREMENT AND TESTING WORK (STAGE 2)

ENVIRONMENTAL PERMIT NO. EP-364/2009/A, FURTHER EVIRONMENTAL PERMIT NOS. FEP-01/364/2009, FEP-02/364/2009, FEP-03/364/2009, FEP-04/364/2009/A, FEP-05/364/2009/A, FEP-06/364/2009/A AND FEP-07/364/2009/A

QUARTERLY ENVIRONMENTAL MONITORING AND AUDIT REPORT

- DECEMBER 2011 TO FEBRUARY 2012 -

CLIENTS:

Civil Engineering and Development Department

and

Highways Department

PREPARED BY:

Lam Geotechnics Limited

11/F Centre Point
181-185 Gloucester Road,
Wanchai, H.K.

Telephone: (852) 2882-3939
Facsimile: (852) 2882-3331
E-mail: info@lamenviro.com
Website: http://www.lamenviro.com

CHECKED BY:

Raymond Dai
Environmental Team Leader

DATE:

29 March 2012

ENVIRON

Ref.: AACWBIECEM00_0_2590L.12 29 March 2012

By Post and Fax (2691 2649)

AECOM Asia Company Limited
8/F, Tower 2
Grand Central Plaza
138 Shatin Rural Committee Road,
Shatin, New Territories,
Hong Kong

Attention: Mr. Kelvin CHENG

Dear Sir,

Re: Wan Chai Development Phase II and Central-Wan Chai Bypass Quarterly Environmental Monitoring and Audit Report (December 2011 to February 2012) for EP-364/2009/A, FEP-01/364/2009, FEP-02/364/2009, FEP-03/364/2009, FEP-04/364/2009/A, FEP-05/364/2009/A, FEP-06/364/2009/A and FEP-07/364/2009/A

Reference is made to the Environmental Team's submission of the captioned Quarterly Environmental Monitoring and Audit (EM&A) Report for December 2011 to February 2012 dated 29 March 2012.

Please be informed that we have no adverse comment on the captioned submission and thereby write to verify the captioned submission.

Thank you very much for your kind attention and please do not hesitate to contact the undersigned should you have any queries.

Yours sincerely,

David Yeung
Independent Environmental Checker

c.c.	HyD	Mr. Jones Lai	by fax: 2714 5289
	CEDD	Mr. Patrick Keung	by fax: 2577 5040
	AECOM	Mr. Francis Leong / Mr. Stephen Lai	by fax: 2691 2649
	Lam	Mr. Raymond Dai	by fax: 2882 3331

Q:\Projects\AACWBIECEM00\Corr\AACWBIECEM00_0_2590L.12.doc

TABLE OF CONTENTS

1. INTRODUCTION 1

1.1 Scope of the Report 1
1.2 Structure of the Report 1

2. PROJECT BACKGROUND 2

2.1 Background 2
2.2 Scope of the Project and Site Description 2
2.3 Division of the Project Responsibility 3
2.4 Project Organization and Contact Personnel 4
2.5 Principal Work and Activities 6

3. MONITORING REQUIREMENTS 10

3.1. Noise Monitoring 10
3.2. Air Monitoring 11

4. MONITORING RESULTS 14

4.1. Noise Monitoring Results 14
4.2. Real Time Noise Monitoring Results 17
4.3. Air Monitoring Results 18
4.4. Waste Monitoring Results 20

5. COMPLIANCE AUDIT 24

5.1. Noise Monitoring 24
5.2. Air Monitoring 25
5.3. Site Audit 25
5.4. Review of the Reasons for and the Implications of Non-compliance 26
5.5. Summary of action taken in the event of and follow-up on non-compliance 26

6. COMPLAINTS, NOTIFICATION OF SUMMONS AND PROSECUTION 27

7. CUMULATIVE CONSTRUCTION IMPACT DUE TO THE CONCURRENT PROJECTS 30

8. CONCLUSION 30

LIST OF TABLES

Table I ***Principal Work Activities for Contract no. HY/2009/17***
Table II ***Principal Work Activities for Contract no. HY/2009/18***
Table III ***Principal Work Activities for Contract no. HK/2009/01***
Table IV ***Principal Work Activities for Contract no. HK/2009/02***
Table V ***Principal Work Activities for Contract no. HY/2009/15***
Table VI ***Principal Work Activities for Contract no. HY/2009/19***
Table 2.1 ***Schedule 2 Designated Projects under this Project***
Table 2.2 ***Details of Individual Contracts under the Project***
Table 2.3 ***Contact Details of Key Personnel***
Table 2.4 ***Principal Work Activities for Contract no. HY/2009/17***
Table 2.5 ***Principal Work Activities for Contract no. HY/2009/18***
Table 2.6 ***Principal Work Activities for Contract no. HK/2009/01***
Table 2.7 ***Principal Work Activities for Contract no. HK/2009/02***
Table 2.8 ***Principal Work Activities for Contract no. HY/2009/15***
Table 2.9 ***Principal Work Activities for Contract no. HY/2009/19***
Table 3.1 ***Noise Monitoring Station***
Table 3.2 ***Real Time Noise Monitoring Station***
Table 3.3 ***Air Monitoring Stations***
Table 4.1 ***Noise Monitoring Stations for Contract no. HY/2009/17***
Table 4.2 ***Noise Monitoring Station for Contract no. HY/2009/18***
Table 4.3 ***Noise Monitoring Stations for Contract nos. HK/2009/01 and HK/2009/02***
Table 4.4 ***Noise Monitoring Station for Contract nos. HY/2009/15***
Table 4.5 ***Noise Monitoring Stations for Contract no. HY/2009/19***
Table 4.6 ***Real Time Noise Monitoring Station for Contract no. HY/2009/17***
Table 4.7 ***Real Time Noise Monitoring Stations for Contract no. HY/2009/19***
Table 4.8 ***Air Monitoring Stations for Contract no. HY/2009/17***
Table 4.7 ***Air Monitoring Stations for Contract no. HY/2009/18***
Table 4.10 ***Air Monitoring Stations for Contract no. HK/2009/01***
Table 4.11 ***Air Monitoring Station for Contract no. HK/2009/02***
Table 4.12 ***Air Monitoring Station for Contract no. HY/2009/15***
Table 4.13 ***Air Monitoring Stations for Contract no. HY/2009/19***
Table 4.14 ***Details of Waste Disposal for Contract no. HY/2009/17***
Table 4.15 ***Details of Waste Disposal for Contract no. HK/2009/01***
Table 4.16 ***Details of Waste Disposal for Contract no. HK/2009/02***
Table 4.17 ***Details of Waste Disposal for Contract no. HY/2009/18***
Table 4.18 ***Details of Waste Disposal for Contract no. HY/2009/15***
Table 4.19 ***Details of Waste Disposal for Contract no. HY/2009/19***
Table 6.1 ***Cumulative Statistics on Complaints***
Table 6.2 ***Cumulative Statistics on Successful Prosecutions***

LIST OF FIGURES

Figure 2.1 Project Layout
Figure 2.2 Project Organization Chart
Figure 3.1 Locations of Environmental Monitoring Stations

LIST OF APPENDICES

Appendix 2.1 Environmental Mitigation Implementation Schedule
Appendix 3.1 Action and Limit Level
Appendix 4.1 Noise Monitoring Results and Graphical Presentations
Appendix 4.2 Real-time Noise Monitoring Results and Graphical Presentations
Appendix 4.3 Air Quality Monitoring Results and Graphical Presentations
Appendix 5.1 Event Action Plans
Appendix 6.1 Complaint Log
Appendix 6.2 Notification of Exceedance
Appendix 8.1 Construction Programme of Individual Contracts

EXECUTIVE SUMMARY

i. This is the Environmental Monitoring and Audit (EM&A) Quarterly Report – December 2011 – February 2012 specific for Environmental Permit no. EP-364/2009/A, Further Environmental Permit nos. FEP-01/364/2009, FEP-02-364/2009, FEP-03-364/2009, FEP-04/364/2009/A, FEP-05/364/2009/A, FEP-06/364/2009/A and FEP-07/364/2009/A. The EM&A report is prepared by the Environmental Team (ET) employed under Contract No. HK/2011/07 – Wan Chai Development Phase II and Central Wanchai Bypass – Sampling, Field Measurement and Testing Works (Stage 2). This report presents the environmental monitoring and audit findings and information during the period from 28th December 2011 to 27th February 2012. The cut-off date of reporting is at 27th of each reporting quarter.

ii. In the reporting period, the principal work activities of individual contracts are included as follows:

Contract no. HY/2009/17 - Central - Wan Chai Bypass (CWB) at FEHD Whitfield Depot - Advanced piling works under FEP-03/364/2009

Major construction activities for Contract no. HK/2009/17 have been commenced on 5 October 2010. During this reporting period, the principal work activities for Contract no. HY/2009/17 are summarized as below:

Table I Principal Work Activities for Contract no. HY/2009/17

December 2011	January 2012	February 2012
• ELS works for basement construction for pile cap construction	• ELS works for basement construction for pile cap construction	• ELS works for basement construction for pile cap construction

Contract no. HY/2009/18 - Central - Wan Chai Bypass (CWB) - Central Interchange under FEP-05/364/2009/A

Major construction activities for Contract no. HY/2009/18 have been commenced on 21 April 2011. During this reporting period, the principal work activities for Contract no. HY/2009/18 are summarized as below:

Table II Principal Work Activities for Contract no. HY/2009/18

December 2011	January 2012	February 2012
• Instrumentation works for Manholes and Intake Culvert Survey • Excavation of trial pit • Drainage work • Site investigation and pre-drilling works • Diaphragm wall construction	• Instrumentation works for Manholes and Intake Culvert Survey • Excavation of trial pit • Drainage work • Site investigation and pre-drilling works • Diaphragm wall construction	• Instrumentation works for Manholes and Intake Culvert Survey • Excavation of trial pit • Drainage work • Site investigation and pre-drilling works • Diaphragm wall construction

• Hoarding erection • Roadworks • Grout curtain • Tree purning	• Hoarding erection • Roadwork • Sheet-piling • Grout curtain • Tree pruning	• Hoarding erection • Roadwork • Sheet-piling • Grout curtain • Tree pruning

Contract no. HK/2009/01 - Wan Chai Development Phase II - Central - Wan Chai Bypass at Hong Kong Convention and Exhibition Centre - Tunnel Works under FEP-02/364/2009

Major construction activities for Contract no. HK/2009/01 have been commenced on 25 August 2011. During this reporting period, the principal work activities are summarized as below:

Table III Principal Work Activities for Contract no. HK/2009/01

December 2011	January 2012	February 2012
• Diaphragm wall construction works for CWB (stage 1). • Pre-drilling works for CWB (stage 2). • Pre-bored H pilling works for CWB (stage 1)	• Diaphragm wall construction works for CWB • Pre-drilling works for CWB (stage 2) • Pre-bored H pilling works for CWB • Grouting works along the southern side of HKCEC water channel	• Diaphragm wall construction works for CWB (stage 1) and SCL protection Works • Diaphragm wall construction works for CWB (stage2) • Pre-drill works for CWB (stage 2) • Pre-bored H pilling works for CWB (stage 1) • Pre-bored H pilling for exhaust duct • Installation of shoring system for construction of CWB Diaphragm wall (stage 1) • Installation of shoring system for construction of exhaust duct structure at stage 1 • Pre-treatment works for construction of CWB Diaphragm wall (stage 2) • Guide wall construction for construction of CWB Diaphragm wall (stage 2)

Contract no. HK/2009/02 - Wan Chai Development Phase II - Central - Wan Chai Bypass at Wan Chai East (CWB Tunnel) under FEP-01/364/2009

Major construction activities for Contract no. HK/2009/02 have been commenced on 26 April 2011. During this reporting period, the principal work activities are summarized as below:

Table IV Principal Work Activities for Contract no. HK/2009/02

December 2011	January 2012	February 2012
• Tunnel bored pile works at WCR1 area • Toe grout at WCR1 area. • Shear pin at WCR1 area. • Pumping test at WCR1 area. • King Post at WCR1 area. • West bulkhead capping beam. • Steel deck support for cooling main. • Working deck B at WCR1. • Deep excavation of CWB at the eastern area of working deck B.	• Toe grout at WCR1 area • Shear pin at WCR1 area • Pumping test at WCR1 area • King Post at WCR1 area • Deep excavation of CWB at the eastern area of working deck B	• Shear pin and Pumping test at WCR1 area.

Contract no. HY/2009/15 - Central-Wanchai Bypass – Tunnel (Causeway Bay Typhoon Shelter Section) under FEP-06/364/2009/A

Major construction activities for Contract no. HY/2009/15 has been commenced on 13 July 2011. During this reporting period, the principal work activities are summarized as below:

Table V Principal Work Activities for Contract no. HY/2009/15

December 2011	January 2012	February 2012
• Seawall block construction, reclamation work and diaphragm wall construction preparation works at TS4 • Diaphragm wall construction at TS1 and TPCWAE • Night time protection works at CHT • Construction of dewatering well at Hung Hing Road and POC • Precautionary works at Abutment A	• Seawall block construction, reclamation work and diaphragm wall construction preparation works at TS4 • ELS works at TS1 and TPCWAE • Night time protection works at CHT • Construction of dewatering well at Hung Hing Road and POC • Precautionary works at Abutment A	• Diaphragm wall construction preparation works at TS4 • ELS works at TS1 and TPCWAE • Night time protection works at CHT • Cut off wall preparation works at Hung Hing Road and POC

Contract no. HY/2009/19 - Central - Wanchai Bypass Tunnel (North Point Section) and Island Eastern Corridor Link under FEP-07/364/2009/A

Major construction activities for Contract no. HY/2009/19 have been commenced on March 2011. During this reporting period, the principal work activities are summarized as below:

Table VI Principal Work Activities for Contract no. HY/2009/19

December 2011	January 2012	February 2012
• Preparation works and concreting of marine piles • Fabrication of bored piling platform • Bored piling • Ground contamination assessment • D-wall Construction • Sheet piling for Box Culvert T • Construction works for Box Culvert T	• Preparation works and concreting of marine piles • Fabrication of bored piling platform • Bored piling • Ground contamination assessment • D-wall Construction • Construction works for Box Culvert T	• Preparation works and concreting of marine piles • Fabrication of bored piling platform • Bored piling (Land) • Ground contamination assessment • D-wall Construction (North & South Section) • Guide wall construction for D-wall / Barette at North side • Construction works for Box Culvert T • Marine Piling • Preparing for fabrication of temporary steel bridge for Culvert U • Construction of Jetty

Noise Monitoring

iii. Monitoring for report of review baseline noise level was performed from 11 April 2011 to 8 June 2011. Then the report was submitted on the 20 June 2011, verified by IEC on 18 July 2011 and was approved by ER by January 2012. The new baseline is used for the noise calculation starting from the January 2012 reporting month.

iv. Noise monitoring was conducted at M1a - Harbour Road Sports Center; M2b - Noon-day gun area; M3a - Tung Lo Wan Fire Station; M4b - Victoria Center; M5b - City Garden, M6 - HK Baptist Church Henrietta Secondary School, M7e and M7w – International Finance Centre eastern and western wing on a weekly basis.

v. Noise monitoring during daytime was conducted at M1a - Harbour Road Sports Center; M2b - Noon-day gun area; M3a - Tung Lo Wan Fire Station; M4b - Victoria Center; M5b - City Garden, M6 - HK Baptist Church Henrietta Secondary School, M7e and M7w – International Finance Centre Eastern and Western End of Podium on a weekly basis. A limit level exceedance was recorded at M7e on 20 December 2011 during day time. Moreover, two limit level exceedances were recorded at M1a on 29 November and 6 December 2011 during restricted hour. All exceedances were considered non-project related.

vi. One action level exceedance was recorded as one complaint regarding to noise was received on 20 December 2011 in this reporting period.

vii. Noise monitoring during daytime was conducted at M1a - Harbour Road Sports Center; M2b - Noon-day gun area; M3a - Tung Lo Wan Fire Station; M4b - Victoria Center; M5b - City Garden, M6 - HK Baptist Church Henrietta Secondary School, M7e and M7w – International Finance Centre Eastern and Western End of Podium on a weekly basis. One limit level exceedance was recorded at M1a on 10 January 2012 during restricted hour. The exceedance was considered non-project related. One action level exceedance was recorded as one complaint regarding to noise was received on 30 December 2011 in this reporting period.

viii. Noise monitoring during daytime was conducted at M1a - Harbour Road Sports Center; M2b - Noon-day gun area; M3a - Tung Lo Wan Fire Station; M4b - Victoria Center; M5b - City Garden, M6 - HK Baptist Church Henrietta Secondary School, M7e and M7w – International Finance Centre Eastern and Western End of Podium on a weekly basis. No exceedance was recorded in the February 2012 reporting period.

ix. 24-hour real time noise monitoring was conducted at RTN1 - FEHD Hong Kong Transport Section Whitefield Depot for the pilling works in FEHD Whitfield Depot and RTN2 – Tunnel (North Point Section) and Island Eastern Corridor Link. No Action and Limit level exceedance was recorded in the reporting period.

Air Quality Monitoring

x. 1-hour and 24-hour Total Suspended Particulates (TSP) monitoring were conducted at CMA1b - Oil Street Community Liaison Centre; CMA2a - Causeway Bay Community Center; CMA3a - CWB PRE Site Office Area; CMA4a – Society for the Prevention of Cruelty to Animals; CMA5a - Children Garden opposite to Pedestrian Plaza; MA1e and MA1w – International Finance Centre eastern and western wing on every six days basis. No action and limit level exceedance were recorded in the reporting period.

Complaints, Notifications of Summons and Successful Prosecutions

xi. There was one environmental complaint regarding visual impact received on 12 December 2011.

xii. There was one environmental complaint regarding air and construction noise impact received on 20 December 2011.

xiii. There was one environmental complaint regarding air and construction noise impact received on 30 December 2011.

xiv. There was one environmental complaint regarding a tree on site received on 18 January 2012.

xv. No further complaint was received after follow-up action and investigation.

1. INTRODUCTION

1.1 Scope of the Report

1.1.1. Lam Geotechnics Limited (LGL) has been appointed to work as the Environmental Team (ET) under Environmental Permit no. EP-364/2009A and Further Environmental permit nos. FEP-01/364/2009, FEP-02/364/2009, FEP-03/364/2009, FEP-04/364/2009/A, FEP-05/364/2009/A, FEP-06/364/2009/A and FEP-07/364/2009/A to implement the Environmental Monitoring and Audit (EM&A) programme as stipulated in the EM&A Manual of the approved Environmental Impact Assessment (EIA) Report for Wan Chai Development phase II and Central-Wan Chai Bypass (Register No.: AEIAR-125/2008) and in the EM&A Manual of the approved EIA Report for Central-Wan Chai Bypass and Island Eastern Corridor Link (Register No. AEIAR-014/2001).

1.1.2. This report presents the environmental monitoring and auditing work carried out in accordance to the Section 10.3 of EM&A Manual and "*Environmental Monitoring and Audit* Requirements" under Particular Specification Section 27.

1.1.3. This report documents the finding of EM&A works during the period from 28th December 2011 to 27th February 2012.

1.2 Structure of the Report

Section 1 ***Introduction*** – details the scope and structure of the report.

Section 2 ***Project Background*** – summarizes background and scope of the project, site description, project organization and contact details of key personnel during the reporting period.

Section 3 ***Monitoring Requirements*** – summarizes all monitoring parameters, monitoring locations, monitoring frequency, duration and action plan.

Section 4 ***Monitoring Results*** – summarizes the monitoring results obtained in the reporting period.

Section 5 ***Compliance Audit*** – summarizes the auditing of monitoring results, all exceedances environmental parameters.

Section 6 ***Complaints, Notification of summons and Prosecution*** – summarizes the cumulative statistics on complaints, notification of summons and prosecution

Section 7 ***Cumulative Construction Impact due to the Concurrent Projects*** – summarizes the relevant cumulative construction impact due to the concurrent activities of the concurrent Projects.

Section 8 ***Conclusion***

2. PROJECT BACKGROUND

2.1 Background

2.1.1. "Wan Chai Development phase II and Central-Wan Chai Bypass" and "Central-Wan Chai Bypass and Island Eastern Corridor Link" (hereafter called "the Project") are Designed Project (DP) under the Environmental Impact Assessment Ordinance (Cap. 499) (EIAO). The Environmental Impact Assessment (EIA) Reports for Central-Wan Chai Bypass and Island Eastern Corridor Link (Register No. AEIAR-041/2001) and Wan Chai Development phase II and Central-Wan Chai Bypass (Register No.: AEIAR-125/2008) have been approved on 31 August 2001 and 11 December 2008 respectively.

2.1.2. The key purpose of Wan Chai Development Phase II (WDII) is to provide land at Wan Chai North and North Point for construction of the Central-Wan Chai Bypass and Island Eastern Corridor Link (CWB). Land formed under the project will be developed as a world-class waterfront promenade joining that at the new Central waterfront for public enjoyment.

2.1.3. There is a compelling and present need for the CWB to provide relief to the very congested east-west Connaught Road Central/Harcourt Road / Gloucester Road Corridor (the Corridor) which is currently operating beyond its capacity. The CWB will provide relief to the existing congestion along the Corridor and cater for the anticipated growth of traffic on Hong Kong Island. Without the CWB and its access roads, there will not be sufficient capacity to serve the heavy traffic demands at both strategic and local levels.

2.2 Scope of the Project and Site Description

2.2.1. Design and Construction of Central – Wan Chai Bypass and Island Eastern Corridor Link under the Project involves the construction and operation of a trunk road and its road tunnel more than 800m in length between portals that is shown at ***Figure 2.1***.

2.2.2. The study area encompasses existing developments from Central to North Point. The scope of the Central-Wanchai Bypass (CWB) and Island Eastern Corridor Link (IECL) includes:

- A dual three-lane trunk road, approximately 4.5 km in length, and tunnel approximately 3.7 km in length defined from the connection with the existing Rumsey Street Flyover in Central, through to a connection with the existing Island Eastern Corridor to the east of the Causeway Bay Typhoon Shelter (CBTS);
- The Central Interchange near the Rumsey Street Flyover to provide road connections to the Central area;
- Tunnel control buildings and ventilation buildings;
- Slip roads to connect the CWB to the local road system in the Wan Chai North and Causeway Bay area;
- Associated road lighting, road signing, traffic control and surveillance system; and
- Other associated works.

2.2.3. The project also contains various Schedule 2 DPs that, under the EIAO, require Environmental Permits (EPs) to be granted by the DEP before they may be either constructed or operated. ***Table 2.1*** summarises the five individual DPs under this Project. ***Figure 2.1*** shows the locations of these Schedule 2 DPs.

Table 2.1 Schedule 2 Designated Projects under this Project

Item	Designated Project	EIAO Reference	Reason for inclusion
DP1	Central-Wanchai Bypass (CWB) including its road tunnel and slip roads	Schedule 2, Part I, A.1 and A.7	Trunk road and road tunnel more than 800 m in length
DP2	Road P2 and other roads which are classified as primary/district distributor roads	Schedule 2, Part I, A.1	Primary / district distributor roads
DP3	Reclamation works including associated dredging works	Schedule 2, Part I, C.1 and C.12	Reclamation more than 5 ha in size and a dredging operation less than 100 m from a seawater intake point
DP5	Wan Chai East Sewage Outfall	Schedule 2, Part I, F.5 and F.6	Submarine sewage pipelines with a total diameter more than 1,200 mm and include a submarine sewage outfall
DP6	Dredging for the Cross-harbour Water Mains from Wan Chai to Tsim Sha Tsui	Schedule 2, Part I, C.12	A dredging operation less than 100 m from a seawater intake point

2.3 Division of the Project Responsibility

2.3.1. Due to the multi-contract nature of the Project, there are a number of contracts sub-dividing the whole works area into different work areas to be commenced. Contractors of individual contracts will be required by the EP holder to apply Further Environmental Permits such that the impact monitoring stations are sub-divided accordingly to facilitate the implementation of EM&A programme and to streamline the EM&A reporting for individual FEP holders correspondingly.

2.3.2. In the reporting period, all the contracts were commenced and contract no. 04/HY/2006 had been completed. The details of individual contracts are summarized in ***Table2.2***.

Table 2.2 Details of Individual Contracts under the Project

Contract No.	Contract Title	Associated DP(s)	Construction Commencement Date
HY/2009/17	Central – Wan Chai Bypass (CWB) at FEHD Whitfield Depot – Advanced piling works.	DP1	5 October 2010
HY/2009/18	Central – Wan Chai Bypass (CWB) – Central Interchange	DP1	21 April 2011
04/HY/2006	Reconstruction of Bus Terminus near Man Yiu Street and Man Kwong Street	DP1	September 2010
HK/2009/01	Wan Chai Development Phase II – Central – Wan Chai Bypass at Hong Kong Convention and Exhibition Centre – Tunnel Works	DP1, DP2	25 August 2011

Contract No.	Contract Title	Associated DP(s)	Construction Commencement Date
HK/2009/02	Wan Chai Development Phase II – Central – Wan Chai Bypass at Wan Chai East(CWB Tunnel)	DP1	26 April 2011
HY/2009/15	Central-Wanchai Bypass – Tunnel (Causeway Bay Typhoon Shelter Section)	DP1	13 July 2011
HY/2009/19	Central – Wanchai Bypass Tunnel (North Point Section) and Island Eastern Corridor Link	DP1	24 March 2011

2.4 Project Organization and Contact Personnel

2.4.1. Civil Engineering and Development Department and Highways Department are the overall project controllers for the Wan Chai Development Phase II and Central-Wan Chai Bypass respectively. For the construction phase of the Project, Project Engineer, Contractor(s), Environmental Team and Independent Environmental Checker are appointed to manage and control environmental issues.

2.4.2. The proposed project organization and lines of communication with respect to environmental protection works are shown in ***Figure 2.2***. Key personnel and contact particulars are summarized in ***Table 2.3***:

Table 2.3 Contact Details of Key Personnel

Party	Role	Post	Name	Contact No.	Contact Fax
AECOM	Engineer for WDII	Principal Resident Engineer	Mr. Frankie Fan	2587 1778	2587 1877
	Engineer for CWB	Principal Resident Engineer	Mr. Peter Poon	3916 1818	3529 2829
Lam Woo & CO., LTD.	Contractor under Contract no. HY/2009/17	Project Manager	Mr. K. S. Law	9090 1378	2566 7522
		Site Agent	Mr. Tony Au	9725 5874	2566 7522
		Sub Agent	Mr. Johnny Wong	9725 5870	2566 7522
Chun Wo – Leader Joint Venture	Contractor under Contract no. HK/2009/01	Joint Venture Board Representative	Mr. PL Yue	2162 9909	2634 1626
		Site Agent	Mr. Paul Yu	9456 9819	
		Sub Agent	Mr. Terry Wong	9757 9846	
		Construction Manager	Mr. Wyman Wong	9627 2467	
		Construction Manager	Mr. Jack Chu	9775 2467	

Party	Role	Post	Name	Contact No.	Contact Fax
		Construction Manager	Mr KK Yuen	9498 1213	
		Construction Manager	Mr. Andy Yu	9648 4896	
		Environmental Officer (Compliance Manager)	Mr. Andy Mak	9103 2370	
		Environmental Supervisor	Ms. Kiwi Chan	6227 8840	
		Environmental Supervisor	Mr. Yeung Sze King	9047 9952	
		Environmental Supervisor	Mr. Les Chow	6692 2423	
		Environmental Supervisor	Mr. Otto Yau	9260 4485	
Chun Wo – CRGL Joint Venture	Contractor under Contract no. HK/2009/02	Project Manager	Mr. Chan Sing Cho	3658-3002	2827 9996
		Site Agent	Mr. Mak Kam Wing	3658-3044	
		Quality & Environmental Manager	Mr. C.P. Ho	3658-3000	
		Environmental Officer	Ms Flora Ng	3658-3064	
Chun Wo - CRGL - MBEC Joint Venture	Contractor under Contract no. HY/2009/19	Project Manager	Mr. Rayland Lee	3758 8879	2570 8013
		Site Agent	Mr. Cheung Kit Cheung	6909 1555	
		Environmental Engineer	Mr. Simon Wong	9281 4346	
		Environmental Manager / Environmental Officer	Mr. M.H. Isa	9884 0810	
		Construction Manager (Marine)	William Luk	9610 1101	
		Construction Manager (Land)	Patrick Cheung	9643 3012	
Leighton Contractors (Asia) Limited	Contractor under Contract no. HY/2009/18	Site Agent	Mr. Brian Gillon	2214 7700	2140 6799
		Deputy Site Agent	Mr. Desmond Sze	2214 7703	
		Environmental Officer	Mr. Anfernee Chow	2214 7721	
		Environmental Supervisor	K. P. Lai	6461 4660	

Party	Role	Post	Name	Contact No.	Contact Fax
		Environmental Supervisor	Ryan Tsui	2214 7705	
China State Construction Engineering (HK) Ltd.	Contractor under Contract no. HY/2009/15	Project Manager	Mr. M Y Wong	2823 7879	2566 2192
		Site Agent	Mr. P J Fan	3557 6368	
		Head of construction	Mr. Roger Cheung	3557 6371	
		Environmental Officer	Mr. Daniel Sin	3557 6215	
		Environmental Supervisor	Mr. Kelven Yip	3557 6347	
		Environmental Supervisor	Mr. Tim Fung	3557 6349	
ENVIRON Hong Kong Limited	Independent Environmental Checker (IEC)	Independent Environmental Checker (IEC)	Mr. David Yeung	3743 0788	3548 6988
Lam Geotechnics Limited	Environmental Team (ET)	Environmental Team Leader (ETL)	Mr. Raymond Dai	2882 3939	2882 3331

2.5 Principal Work and Activities

2.5.1. Major construction activities for Contract no. HK/2009/17 have been commenced on 5 October 2010. During this reporting period, the principal work activities for Contract no. HY/2009/17 are summarized in **Table2.4**.

Table 2.4 Principal Work Activities for Contract no. HY/2009/17

December 2011	January 2012	February 2012
• ELS works for basement construction for pile cap construction	• ELS works for basement construction for pile cap construction	• ELS works for basement construction for pile cap construction

2.5.2. Major construction activities for Contract no. HY/2009/18 have been commenced on 21 April 2011. During this reporting period, the principal work activities for Contract no. HY/2009/18 are summarized in **Table2.5**:

Table 2.5 Principal Work Activities for Contract no. HY/2009/18

December 2011	January 2012	February 2012
• Instrumentation works for Manholes and Intake Culvert Survey • Excavation of trial pit • Drainage work • Site investigation and pre-drilling works	• Instrumentation works for Manholes and Intake Culvert Survey • Excavation of trial pit • Drainage work • Site investigation and pre-drilling works	• Instrumentation works for Manholes and Intake Culvert Survey • Excavation of trial pit • Drainage work • Site investigation and pre-drilling works

• Diaphragm wall construction • Hoarding erection • Roadworks • Grout curtain • Tree purning	• Diaphragm wall construction • Hoarding erection • Roadwork • Sheet-piling • Grout curtain • Tree pruning	• Diaphragm wall construction • Hoarding erection • Roadwork • Sheet-piling • Grout curtain • Tree pruning

2.5.3. Major construction activities for Contract no. HK/2009/01 have been commenced on 25 August 2011. During this reporting period, the principal work activities are summarized in **Table2.6**:

Table 2.6 Principal Work Activities for Contract no. HK/2009/01

December 2011	January 2012	February 2012
• Diaphragm wall construction works for CWB (stage 1). • Pre-drilling works for CWB (stage 2). • ·Pre-bored H pilling works for CWB (stage 1)	• Diaphragm wall construction works for CWB • Pre-drilling works for CWB (stage 2) • Pre-bored H pilling works for CWB • Grouting works along the southern side of HKCEC water channel	• Diaphragm wall construction works for CWB (stage 1) and SCL protection Works • Diaphragm wall construction works for CWB (stage2) • Pre-drill works for CWB (stage 2) • Pre-bored H pilling works for CWB (stage 1) • Pre-bored H pilling for exhaust duct • Installation of shoring system for construction of CWB Diaphragm wall (stage 1) • Installation of shoring system for construction of exhaust duct structure at stage 1 • Pre-treatment works for construction of CWB Diaphragm wall (stage 2) • Guide wall construction for construction of CWB Diaphragm wall (stage 2)

2.5.4. Major construction activities for Contract no. HK/2009/02 have been commenced on 26 April 2011. During this reporting period, the principal work activities are summarized in **Table2.7**:

Table 2.7 Principal Work Activities for Contract no. HK/2009/02

December 2011	January 2012	February 2012
• Tunnel bored pile works at WCR1 area • Toe grout at WCR1 area. • Shear pin at WCR1 area. • Pumping test at WCR1 area. • King Post at WCR1 area. • West bulkhead capping beam. • Steel deck support for cooling main. • Working deck B at WCR1. • Deep excavation of CWB at the eastern area of working deck B.	• Toe grout at WCR1 area • Shear pin at WCR1 area • Pumping test at WCR1 area • King Post at WCR1 area • Deep excavation of CWB at the eastern area of working deck B	• Shear pin and Pumping test at WCR1 area.

2.5.5. Major construction activities for Contract no. HY/2009/15 have been commenced on 13 July 2011. During this reporting period, the principal work activities are summarized in ***Table 2.8***:

Table 2.8 Principal Work Activities for Contract no. HY/2009/15

December 2011	January 2012	February 2012
• Seawall block construction, reclamation work and diaphragm wall construction preparation works at TS4 • Diaphragm wall construction at TS1 and TPCWAE • Night time protection works at CHT • Construction of dewatering well at Hung Hing Road and POC • Precautionary works at Abutment A	• Seawall block construction, reclamation work and diaphragm wall construction preparation works at TS4 • ELS works at TS1 and TPCWAE • Night time protection works at CHT • Construction of dewatering well at Hung Hing Road and POC • Precautionary works at Abutment A	• Diaphragm wall construction preparation works at TS4 • ELS works at TS1 and TPCWAE • Night time protection works at CHT • Cut off wall preparation works at Hung Hing Road and POC

2.5.6. Major construction activities for Contract no. HY/2009/19 have been commenced on March 2011. During this reporting period, the principal work activities are summarized in ***Table 2.9***:

Table 2.9 Principal Work Activities for Contract no. HY/2009/19

December 2011	January 2012	February 2012
• Preparation works and concreting of marine piles • Fabrication of bored piling	• Preparation works and concreting of marine piles • Fabrication of bored piling	• Preparation works and concreting of marine piles • Fabrication of bored piling

platform • Bored piling • Ground contamination assessment • D-wall Construction • Sheet piling for Box Culvert T • Construction works for Box Culvert T	platform • Bored piling • Ground contamination assessment • D-wall Construction • Construction works for Box Culvert T	platform • Bored piling (Land) • Ground contamination assessment • D-wall Construction (North & South Section) • Guide wall construction for D-wall / Barette at North side • Construction works for Box Culvert T • Marine Piling • Preparing for fabrication of temporary steel bridge for Culvert U • Construction of Jetty

2.5.7. Implementation status of the recommended mitigation measures during this reporting period is presented in ***Appendix 2.1***.

3. MONITORING REQUIREMENTS

3.1. Noise Monitoring

NOISE MONITORING STATIONS

3.1.1. The noise monitoring stations for the Project are listed and shown in ***Table 3.1*** and ***Figure 3.1***. ***Appendix 3.1*** shows the established Action/Limit Levels for the monitoring works.

Table 3.1 Noise Monitoring Station

Station	Description
M1a	Harbour Road Sports Centre
M2b	Noon Gun Area
M3a	Tung Lo Wan Fire Station
M4b	Victoria Centre
M5b	City Garden
M6	HK Baptist Church Henrietta Secondary School
M7e	International Finance Centre (Eastern End of Podium)
M7w	International Finance Centre (Western End of Podium)

REAL TIME NOISE MONITORING STATIONS

3.1.2. The noise monitoring stations for the Project are listed and shown in ***Table 3.2*** and ***Figure 3.1***. ***Appendix 3.1*** shows the established Action/Limit Levels for the monitoring works.

Table 3.2 Real Time Noise Monitoring Station

District	Station	Description
Tin Hau	RTN1	FEHD Hong Kong Transport Section Whitefield Depot
North Point	RTN2	Oil Street Community Liaison Centre

NOISE MONITORING PARAMETERS, FREQUENCY AND DURATION

3.1.3. The construction noise level shall be measured in terms of the A-weighted equivalent continuous sound pressure level (L_{eq}). $L_{eq\ (30\ minutes)}$ shall be used as the monitoring parameter for the time period between 0700 and 1900 hours on normal weekdays. For all other time periods, $L_{eq\ (5\ minutes)}$ shall be employed for comparison with the Noise Control Ordinance (NCO) criteria. Supplementary information for data auditing, statistical results such as L_{10} and L_{90} shall also be obtained for reference.

3.1.4. Noise monitoring shall be carried out at all the designated monitoring stations. The monitoring frequency shall depend on the scale of the construction activities. The following is an initial

guide on the regular monitoring frequency for each station on a weekly basis when noise generating activities are underway:

- One set of measurements between 0700 and 1900 hours on normal weekdays.

3.1.5. Real time noise shall be carried out at the designated monitoring stations. The following is an initial guide on the regular monitoring frequency for each station on a 24 hours daily basis when noise generating activities are underway:

- One set of measurements between 0700 and 1900 hours on normal weekdays.
- One set of measurements between 1900 and 2300 hours on normal weekdays and 0700 and 2300 hours on public holidays.
- One set of measurements between 2300 and 0700 hours on next day on everyday.

3.1.6. If construction works are extended to include works during the hours of 1900 – 0700 as well as public holidays and Sundays, additional weekly impact monitoring shall be carried out during respective restricted hours periods. Applicable permits under NCO shall be obtained by the Contractor.

MONITORING EQUIPMENT

3.1.7. As referred to in the Technical Memorandum ™ issued under the NCO, sound level meters in compliance with the International Electrotechnical Commission Publications 651: 1979 (Type 1) and 804: 1985 (Type 1) specifications shall be used for carrying out the noise monitoring. Immediately prior to and following each noise measurement the accuracy of the sound level meter shall be checked using an acoustic calibrator generating a known sound pressure level at a known frequency. Measurements may be accepted as valid only if the calibration level from before and after the noise measurement agree to within 1.0 dB.

3.1.8. Noise measurements shall not be made in fog, rain, wind with a steady speed exceeding 5 m/s or wind with gusts exceeding 10 m/s. The wind speed shall be checked with a portable wind speed meter capable of measuring the wind speed in m/s.

3.1.9. The sound level meter shall be checked using an acoustic calibrator generating a known sound pressure level at a known frequency before deployment to the site and during each site visit. Measurements may be accepted as valid only if the calibration level from before and after the noise measurement agree to within 1.0 dB.

3.2. Air Monitoring

AIR QUALITY MONITORING STATIONS

3.2.1. The air monitoring stations for the Project are listed and shown in ***Table 3.3*** and ***Figure 3.1***. ***Appendix 3.1*** shows the established Action/Limit Levels for the monitoring works.

Table 3.3 Air Monitoring Stations

Station ID	Monitoring Location	Description
CMA1b	Oil Street Community Liaison Centre	North Point
CMA2a	Causeway Bay Community Centre	Causeway Bay

Station ID	Monitoring Location	Description
CMA3a	Future CWB site office at Wanchai Waterfront Promenade	Causeway Bay
CMA4a	Society for the Prevention of Cruelty to Animals	Wan Chai
CMA5a	Children Playgrounds opposite to Pedestrian Plaza	Wan Chai
CMA6a	Future AECOM site office at Work Area	Wan Chai
MA1e	International Finance Centre (Eastern End of Podium)	Central
MA1w	International Finance Centre (Western End of Podium)	Central

AIR MONITORING PARAMETERS, FREQUENCY AND DURATION

3.2.2. One-hour and 24-hour TSP levels should be measured to indicate the impacts of construction dust on air quality. The 24-hour TSP levels shall be measured by following the standard high volume sampling method as set out in the Title 40 of the Code of Federal Regulations, Chapter 1 (Part 50), Appendix B.

3.2.3. All relevant data including temperature, pressure, weather conditions, elapsed-time meter reading for the start and stop of the sampler, identification and weight of the filter paper, and any other local atmospheric factors affecting or affected by site conditions, etc., shall be recorded down in detail.

3.2.4. For regular impact monitoring, the sampling frequency of at least once in every six-days, shall be strictly observed at all the monitoring stations for 24-hour TSP monitoring. For 1-hour TSP monitoring, the sampling frequency of at least three times in every six-days should be undertaken when the highest dust impact occurs.

SAMPLING PROCEDURE AND MONITORING EQUIPMENT

3.2.5. High volume samplers (HVSs) in compliance with the following specifications shall be used for carrying out the 1-hour and 24-hour TSP monitoring:

- 0.6 - 1.7 m3 per minute adjustable flow range;
- Equipped with a timing / control device with +/- 5 minutes accuracy for 24 hours operation;
- Installed with elapsed-time meter with +/- 2 minutes accuracy for 24 hours operation;
- Capable of providing a minimum exposed area of 406 cm2;
- Flow control accuracy: +/- 2.5% deviation over 24-hour sampling period;
- Equipped with a shelter to protect the filter and sampler;
- Incorporated with an electronic mass flow rate controller or other equivalent devices;
- Equipped with a flow recorder for continuous monitoring;
- Provided with a peaked roof inlet;
- Incorporated with a manometer;
- Able to hold and seal the filter paper to the sampler housing at horizontal position;
- Easily changeable filter; and

- Capable of operating continuously for a 24-hour period.

3.2.6. Initial calibration of dust monitoring equipment shall be conducted upon installation and thereafter at bi-monthly intervals. The transfer standard shall be traceable to the internationally recognized primary standard and be calibrated annually. The concern parties such as IEC shall properly document the calibration data for future reference. All the data should be converted into standard temperature and pressure condition.

3.2.7. Laboratory Measurement / Analysis

3.2.8. A clean laboratory with constant temperature and humidity control, and equipped with necessary measuring and conditioning instruments to handle the dust samples collected, shall be available for sample analysis, and equipment calibration and maintenance. The laboratory should be HOKLAS accredited.

3.2.9. Filter paper of size 8" x 10" shall be labelled before sampling. It shall be a clean filter paper with no pinholes, and shall be conditioned in a humidity-controlled chamber for over 24-hours and be pre-weighed before use for the sampling.

3.2.10. After sampling, the filter paper loaded with dust shall be kept in a clean and tightly sealed plastic bag. The filter paper shall then be returned to the laboratory for reconditioning in the humidity controlled chamber followed by accurate weighing by an electronic balance with readout down to 0.1 mg. The balance shall be regularly calibrated against a traceable standard.

3.2.11. All the collected samples shall be kept in a good condition for 6 months before disposal.

4. MONITORING RESULTS

4.0.1. Monitoring for report of review baseline noise level was performed from 11 April 2011 to 8 June 2011. Then the report was submitted on the 20 June 2011, verified by IEC on 18 July 2011 and was approved by ER by January 2012. The new baseline is used for the noise calculation starting from the January 2012 reporting month.

4.0.2. The environmental monitoring will be implemented based on the division of works areas of each designed project managed under different contracts with separate FEP applied by individual contractors. Overall layout showing work areas of various contracts, latest status of work commencement and monitoring stations is shown in ***Figure 2.1*** and ***Figure 3.1***. The monitoring results are presented in according to the Individual Contract(s).

4.0.3. In the reporting period, the concurrent contracts are as follows:

- Contract no. HY/2009/15 – Central-Wanchai Bypass – Tunnel (Causeway Bay Typhoon Shelter Section) under FEP-06/364/2009/A
- Contract no. HY/2009/17 – Central –Wanchai Bypass (CWB) at FEHD Whitfield Depot – Advanced piling works under FEP-03/364/2009
- Contract no. HY/2009/18 – Central –Wanchai Bypass (CWB) – Central Interchange under FEP-05/364/2009/A
- Contract no. HY/2009/19 – Central – Wanchai Bypass Tunnel (North Point Section) and Island Eastern Corridor Link under FEP-07/364/2009
- Contract no. HK/2009/01 –Wanchai Development Phase II – Central –Wanchai Bypass at Hong Kong Convention and Exhibition Centre
- Contract no. HK/2009/02 Wanchai Development Phase II – Central- Wanchai Bypass at Wanchai East

4.1. Noise Monitoring Results

Contract no. HY/2009/17 –Central - Wanchai Bypass (CWB) at FEHD Whitfield Depot - Advanced piling works under FEP-03/364/2009

4.1.1. The proposed division of noise monitoring stations for Contract no. HY/2009/17 is summarized in ***Table 4.1*** below:

Table 4.1 Noise Monitoring Stations for Contract no. HY/2009/17

Station	Description
M4b	Victoria Centre

Reporting month of December 2011

4.1.2. No limit level exceedance was recorded during daytime of reporting month of December 2011. One action level exceedance was recorded as one complaint regarding to noise was received on 20 December 2011 in this reporting period.

Reporting month of January 2012

4.1.3. No limit level exceedance was recorded during daytime of reporting month of January 2012. One action level exceedance was recorded as one complaint regarding to noise was received on 30 December 2011 in this reporting period.

Reporting month of February 2012

4.1.4. No exceedance was recorded in the February 2012 reporting period.

4.1.5. Noise monitoring results measured in this reporting period are reviewed and summarized. Details of graphical presentation can be referred in ***Appendix 4.1***.

Contract no. HY/2009/18 - Central - Wanchai Bypass (CWB) – Central Interchange under FEP-05/364/2009/A

4.1.6. Noise monitoring for the Central Interchange works under contract no. HY/2009/18 was commenced on 22 April 2011.The proposed division of noise monitoring stations for Contract no. HY/2009/18 are summarized in ***Table 4.2*** below.

Table 4.2 Noise Monitoring Station for Contract no. HY/2009/18

Station	Description
M7e	International Finance Centre (Eastern End of Podium)
M7w	International Finance Centre (Western End of Podium)

Reporting month of December 2011

4.1.7. No action level and one limit level exceedance was recorded at M7e during daytime on 20 December 2011. After checking contractor's work schedules and investigation found that nearby traffic as the major noise sources contributor, and the limit level exceedance was considered as non-project related.

Reporting month of January 2012

4.1.8. No limit and action level exceedance was recorded during daytime of reporting month of January 2012.

Reporting month of February 2012

4.1.9. No limit and action level exceedance was recorded during daytime of reporting month of February 2012.

4.1.10. Noise monitoring results measured in this reporting period are reviewed and summarized. Details of noise monitoring results and graphical presentation can be referred in ***Appendix 4.1***. Details of the Notification of Exceedance can be referred in ***Appendix 6.2***.

Contract no. HK/2009/01 - Wanchai Development Phase II - Central - Wanchai Bypass at Hong Kong Convention and Exhibition Centre - Tunnel Works under FEP-02/364/2009 and Contract no. HK/2009/02 - Wanchai Development Phase II - Central - Wanchai Bypass at Wanchai East (CWB Tunnel) under FEP-01/364/2009

4.1.11. The commencement of construction works for Contract no. HK/2009/01 under FEP-02/364/2009 is on 25 August 2011 and HK/2009/02 under FEP-01/364/2009 is on 26 April 2011.The proposed division of air monitoring stations are summarized in ***Table 4.3*** below.

Table 4.3 Noise Monitoring Stations for Contract nos. HK/2009/01 and HK/2009/02

Station	Description
M1a	Harbour Road Sports Centre

4.1.12. Three limit level exceedances were recorded at M1a on 29 November, 6 December 2011 and 10 January 2012 during restricted hour. All exceedances were considered non-project related.

4.1.13. Noise monitoring results measured in this reporting period are reviewed and summarized. Details of noise monitoring results and graphical presentation can be referred in ***Appendix 4.1*** and the complaints can be referred in ***Appendix 6.1***. Details of the Notification of Exceedance can be referred in ***Appendix 6.2***.

Contract no. HY/2009/15 - Central-Wanchai Bypass – Tunnel (Causeway Bay Typhoon Shelter Section) under FEP-06/364/2009/A

4.1.14. The commencement of construction works for Contract no. HY/2009/15 under FEP-06/364/2009/A was on 13 July 2011. Noise monitoring was commenced on 13 July 2011. The proposed division of noise monitoring stations are summarized in in ***Table 4.4*** below.

Table 4.4 Noise Monitoring Station for Contract nos. HY/2009/15

Station	Description
M2b	Noon Gun Area
M3a	Tung Lo Wan Fire Station

4.1.15. No action level and limit level exceedance was recorded during daytime of the reporting period.

4.1.16. Details of noise monitoring results and graphical presentation can be referred in ***Appendix 4.1*** and the complaints can be referred in ***Appendix 6.1***.

4.1.17. Noise monitoring for the tunnel works under contract no. HY/2009/19 was commenced on 24 April 2011. The proposed division of noise monitoring stations are summarized in ***Table 4.5*** below.

Table 4.5 Noise Monitoring Stations for Contract no. HY/2009/19

Station	Description
M3a	Tung Lo Wan Fire Station
M4b	Victoria Centre
M5b	City Garden
M6	HK Baptist Church Henrietta Secondary School

4.1.18. No limit level exceedance was recorded in the period between December 2011 to February 2012.

4.1.19. Two action limit level exceedances were recorded as two complaints regarding two noise complaints regarding to noise were received on 20 and 30 December 2011.

4.1.20. Noise monitoring results measured in this reporting period are reviewed and summarized. Details of noise monitoring results and graphical presentation can be referred in ***Appendix 4.1*** and the Notification of Exceedance can be referred in ***Appendix 6.2***.

4.2. Real Time Noise Monitoring Results

Contract no. HY/2009/17 –Central - Wanchai Bypass (CWB) at FEHD Whitfield Depot - Advanced piling works under FEP-03/364/2009 and Contract no. HY/2009/19 - Central - Wanchai Bypass Tunnel (North Point Section) and Island Eastern Corridor Link under FEP-07/364/2009/A

4.2.1. The proposed division of real time noise monitoring stations are summarized in ***Table 4.6*** below. Real time noise monitoring for the piling works under contract no. HY/2009/17 was commenced on 5 October 2010.

Table 4.6 Real Time Noise Monitoring Station for Contract no. HY/2009/17

Location ID	District	Description
RTN1	Tin Hau	FEHD Hong Kong Transport Section Whitefield Depot

Real time noise monitoring results and graphical presentation during night time period are for information only.

4.2.2. No project related action and limit level exceedance were recorded in the reporting period. Real time noise monitoring results measured in this reporting period are reviewed and summarized. Details of real time noise monitoring results and graphical presentation can be referred to ***Appendix 4.2***

4.2.3. The proposed division of noise monitoring stations are summarized in ***Table 4.7*** below. Real time noise monitoring for major construction works under contract no. HY/2009/19 was commenced on 24 April 2011.

Table 4.7 Real Time Noise Monitoring Stations for Contract no. HY/2009/19

Location ID	District	Description
RTN1	Tin Hau	FEHD Hong Kong Transport Section Whitefield Depot

RTN2	North Point	Oil Street Community Liaison Center

Real time noise monitoring results and graphical presentation during night time period are for information only.

4.2.4. No project related action and limit level exceedance were recorded in the reporting period. Real time noise monitoring results measured in this reporting period are reviewed and summarized. Details of real time noise monitoring results and graphical presentation can be referred to ***Appendix 4.2***

4.3. Air Monitoring Results

4.3.1 Due to lack of electricity supply at station CMA1b, 24hr-TSP was rescheduled from 4, 10, 20, 26 January and 13 February 2012 to 5, 11, 21, 27 January and 16 February 2012.

4.3.2 Due to lack of electricity supply at station CMA2a, 24hr-TSP was rescheduled from 12 December 2011 to 13 December 2011.

4.3.3 Due to lack of electricity supply at station CMA3a, 24hr-TSP was rescheduled from 16 January and 13 February 2012 to 17 January and 14 February 2012.

4.3.4 Due to lack of electricity supply at station MA1w, 24hr-TSP was rescheduled from 16 January 2012 to 17 January 2012.

4.3.5 Due to lack of electricity supply at station CMA5a, 24hr-TSP was rescheduled from 18 February 2012 to 20 February 2012.

Contract no. HY/2009/17 –Central - Wan Chai Bypass (CWB) at FEHD Whitfield Depot - Advanced piling works under FEP-03/364/2009

4.3.6 The proposed division of air monitoring stations are summarized in ***Table 4.8*** below. Air monitoring for the piling works under contract no. HY/2009/17 was commenced on 8 October 2010.

Table 4.8 Air Monitoring Stations for Contract no. HY/2009/17

Station	Description
CMA2a	Causeway Bay Community Centre

4.3.7 No exceedance was recorded in the reporting period. Air quality monitoring results measured in this reporting period are reviewed and summarized. Details of air monitoring results and graphical presentation can be referred in ***Appendix 4.3.***

Contract no. HY/2009/18 - Central - Wan Chai Bypass (CWB) – Central Interchange under FEP-05/364/2009/A

4.3.8 The proposed division of air monitoring stations are summarized in ***Table 4.9*** below.

Table 4.7 Air Monitoring Stations for Contract no. HY/2009/18

Station	Description
MA1e	International Finance Centre (Eastern End of Podium)
MA1w	International Finance Centre (Western End of Podium)

4.3.9 Air monitoring for the Central Interchange works under contract no. HY/2009/18 was commenced on 21 April 2011.

4.3.10 No exceedance was recorded in the reporting period. Air quality monitoring results measured in this reporting period are reviewed and summarized. Details of air monitoring results and graphical presentation can be referred in ***Appendix 4.3***.

Contract no. HK/2009/01 - Wan Chai Development Phase II - Central - Wan Chai Bypass at Hong Kong Convention and Exhibition Centre - Tunnel Works under FEP-02/364/2009

4.3.11 The commencement of construction works for Contract no. HK/2009/01 under FEP-02/364/2009 is on 25 August 2011. The proposed division of air monitoring stations are summarized in ***Table 4.10*** below.

Table 4.10 Air Monitoring Station for Contract no. HK/2009/01

Station	Description
CMA5a	Children Playgrounds opposite to Pedestrian Plaza

4.3.12 No exceedance was recorded in the reporting period. Air quality monitoring results measured in this reporting period are reviewed and summarized. Details of air monitoring results and graphical presentation can be referred in ***Appendix 4.3***.

Contract no. HK/2009/02 - Wan Chai Development Phase II - Central - Wan Chai Bypass at Wan Chai East (CWB Tunnel) under FEP-01/364/2009

4.3.13 The commencement of construction works for HK/2009/02 under FEP-01/364/2009 is on 26 April 2011. The proposed division of air monitoring stations are summarized in ***Table 4.11*** below.

Table 4.11 Air Monitoring Station for Contract no. HK/2009/02

Station	Description
CMA4a	Society for the Prevention of Cruelty to Animals

4.3.14 No exceedance was recorded in the reporting period. Air quality monitoring results measured in this reporting period are reviewed and summarized. Details of air monitoring results and graphical presentation can be referred in ***Appendix 4.3***.

Contract no. HY/2009/15 - Central-Wanchai Bypass – Tunnel (Causeway Bay Typhoon Shelter Section) under FEP-06/364/2009/A

4.3.15 The commencement of construction works for Contract no. HY/2009/15 under FEP-06/364/2009/A was on 13 July 2011. The proposed division of air monitoring stations are summarized in ***Table 4.12*** below.

Table 4.12 Air Monitoring Station for Contract no. HY/2009/15

Station	Description
CMA3a	CWB site office at Wanchai Waterfront Promenade

4.3.16 No exceedance was recorded in the reporting period. Air quality monitoring results measured in this reporting period are reviewed and summarized. Details of air monitoring results and graphical presentation can be referred in ***Appendix 4.3***.

Contract no. HY/2009/19 - Central - Wanchai Bypass Tunnel (North Point Section) and Island Eastern Corridor Link under FEP-07/364/2009/A

4.3.17 Air monitoring for the tunnel works was commenced on 26 April 2011 for Contract no. HY/2009/19 under FEP-07/364/2009/A. The proposed division of air monitoring stations are summarized in ***Table 4.13*** below.

Table 4.13 Air Monitoring Stations for Contract no. HY/2009/19

Station	Description
CMA1b	Oil St Community Liaison Centre
CMA2a	Causeway Bay Community Centre

4.3.18. No exceedance was recorded in the reporting period. Air quality monitoring results measured in this reporting period are reviewed and summarized. Details of air monitoring results and graphical presentation can be referred in ***Appendix 4.3***.

4.4. Waste Monitoring Results

Contract no. HY/2009/17 –Central - Wan Chai Bypass (CWB) at FEHD Whitfield Depot - Advanced piling works under FEP-03/364/2009

4.4.1. No inert and non-inert C&D waste was disposed in the reporting period. Details of the waste flow table are summarized in ***Table 4.14***

Table 4.14 Details of Waste Disposal for Contract no. HY/2009/17

Waste Type	Quantity this quarter, m^3	Cumulative Quantity-to-Date, m^3	Disposal / Dumping Grounds
Inert C&D materials disposed	NIL	NIL	N/A
Inert C&D materials recycled	NIL	1354.82	N/A
Non-inert C&D materials disposed	NIL	NIL	N/A
Non-inert C&D materials recycled	NIL	NIL	N/A
Chemical waste disposed	N/A	N/A	N/A

Contract nos. HK/2009/01 - Wan Chai Development Phase II - Central - Wan Chai Bypass at Hong Kong Convention and Exhibition Centre - Tunnel Works under FEP-02/364/2009

4.4.2. Inert and non-inert C&D waste was disposed of in this reporting period. Details of the waste flow table are summarized in ***Table 4.15***.

Table 4.15 Details of Waste Disposal for Contract no. HK/2009/01

Waste Type*	Quantity this quarter, m^3	Cumulative-to-Date. m^3	Disposal / Dumping Grounds
Inert C&D materials disposed	4673.58	16540.09	TKO137, TM38
Inert C&D materials recycled	NIL	389.96	N/A
Non-inert C&D materials disposed	105.4	609.96	SENT Landfill
Non-inert C&D materials recycled	8823	135754	N/A
Chemical waste disposed	530	5600	Kwun Kee (Chemical Waste Collector)

Contract no. HK/2009/02 - Wan Chai Development Phase II - Central - Wan Chai Bypass at Wan Chai East (CWB Tunnel) under FEP-01/364/2009

4.4.3. Inert and non inert C&D waste were disposed of in this reporting period. Details of the waste flow table are summarized in ***Table 4.16***.

Table 4.16 Details of Waste Disposal for Contract no. HK/2009/02

Waste Type*	Quantity this quarter, m^3	Cumulative-to-Date. m^3	Disposal / Dumping Grounds
Inert C&D materials disposed	30,299	87,749	TKO137, TM 38
Inert C&D materials recycled	NIL	NIL	N/A
Non-inert C&D	90	146	SENT Landfill

Waste Type*	Quantity this quarter, m^3	Cumulative-to-Date. m^3	Disposal / Dumping Grounds
materials disposed			
Non-inert C&D materials recycled	NIL	NIL	N/A
Chemical waste disposed	2,071	3,175	N/A

Contractor clarified that no Inert and Non-inert C&D materials disposed in June 2011

Contract no. HY/2009/18 - Central - Wan Chai Bypass (CWB) – Central Interchange under FEP-05/364/2009/A

4.4.4. Inert and non-inert C&D waste was disposed of in this reporting period. Details of the waste flow table are summarized in ***Table 4.17***.

Table 4.17 Details of Waste Disposal for Contract no. HY/2009/18

Waste Type*	Quantity this quarter, m^3	Cumulative-to-Date. m^3	Disposal / Dumping Grounds
Inert C&D materials disposed	5829	15199.1	T.K.O. 137
Inert C&D materials recycled	NIL	58.5	N/A
Non-inert C&D materials disposed	22.2	219.8	SENT Landfill
Non-inert C&D materials recycled	NIL	0	N/A
Chemical waste disposed	NIL	0	N/A

Contract no. HY/2009/15 - Central-Wanchai Bypass – Tunnel (Causeway Bay Typhoon Shelter Section) under FEP-06/364/2009/A

4.4.5. Inert and non-inert C&D waste was disposed of in this reporting period. Details of the waste flow table are summarized in ***Table 4.18***.

Table 4.18 Details of Waste Disposal for Contract no. HY/2009/15

Waste Type*	Quantity this quarterly, m^3	Cumulative-to-Date. m^3	Disposal / Dumping Grounds
Inert C&D materials disposed	59569.9	118145.2	Tuen Mun Area 38
	384.9	892.5	TKO137 FB
Inert C&D materials recycled	NIL	413	N/A
Non-inert C&D materials disposed	47	124.2	SENT Landfill
Non-inert C&D materials recycled	150	340	N/A
Chemical waste disposed	2200	8000	N/A

Remark:s Contractor clarified and updated waste flow table for the reporting month of January 2012.

4.4.6. Inert C&D materials was recycled non-inert C&D waste was disposed of in this reporting period. Details of the waste flow table are summarized in ***Table 5.19***.

Table 4.19 Details of Waste Disposal for Contract no. HY/2009/19

Waste Type*	Quantity this quarterly, m^3	Cumulative-to-Date. m^3	Disposal / Dumping Grounds
Inert C&D materials disposed	21885.29	21885.29	N/A
Inert C&D materials recycled	NIL	630.954	N/A
Non-inert C&D materials disposed	76.31	89.661	SENT Landfill
Non-inert C&D materials recycled	13.43	13.43	N/A
Chemical waste disposed	1.68	1.78	N/A

5. COMPLIANCE AUDIT

5.0.1. The Event Action Plan for construction noise and air quality are presented in ***Appendix 5.1***.

5.1. Noise Monitoring

Contract no. HY/2009/17 – Central - Wan Chai Bypass (CWB) at FEHD Whitfield Depot - Advanced piling works under FEP-03/364/2009

Reporting month of December 2011

5.1.1. No limit level exceedance was recorded during daytime of reporting month of December 2011. One action level exceedance was recorded as one complaint regarding to noise was received on 20 December 2011 in this reporting period.

Reporting month of January 2012

5.1.2. No limit level exceedance was recorded during daytime of reporting month of January 2012. One action level exceedance was recorded as one complaint regarding to noise was received on 30 December 2011 in this reporting period.

Reporting month of February 2012

5.1.3. No limit or action level exceedance was recorded in this reporting period.

5.1.4. There were 2 action level exceedances and no limit level exceedance recorded in this reporting period.

Contract no. HY/2009/18 - Central - Wan Chai Bypass (CWB) – Central Interchange under FEP-05/364/2009/A

Reporting month of December 2011

5.1.5. No action level and one non-project related limit level exceedance was recorded at M7e during daytime on 20 December 2011. After checking contractor's work schedules and investigation found that nearby traffic as the major noise sources contributor, and the limit level exceedance was considered as non-project related..

Reporting month of January 2012

5.1.6. No limit and action level exceedance was recorded during daytime of reporting month of January 2012.

Reporting month of February 2012

5.1.7. No limit and action level exceedance was recorded during daytime of reporting month of February 2012.

Contract no. HK/2009/01 - Wan Chai Development Phase II - Central - Wan Chai Bypass at Hong Kong Convention and Exhibition Centre - Tunnel Works

5.1.8. No limit and action level exceedance was recorded during the reporting period.

Contract nos. HK/2009/02 - Wan Chai Development Phase II - Central - Wan Chai Bypass at

Wan Chai East(CWB Tunnel)

5.1.9. Three limit level exceedances were recorded at M1a on 29 November, 6 December 2011 and 10 January 2012 during restricted hour. All exceedances were considered non-project related.

Contract no. HY/2009/15 - Central-Wanchai Bypass – Tunnel (Causeway Bay Typhoon Shelter Section) FEP-06/364/2009/A

5.1.10. No limit and action level exceedance was recorded during the reporting period.

Contract no. HY/2009/19 - Central - Wanchai Bypass Tunnel (North Point Section) and Island Eastern Corridor Link under FEP-07/364/2009/A

5.1.11. No limit level exceedance and was recorded in the period between December 2011 to February 2012.

5.1.12. Two action limit level exceedances were recorded as two complaints regarding noise impact were received on 20 and 30 December 2011.

5.2. Air Monitoring

Contract no. HY/2009/17 – Central - Wan Chai Bypass (CWB) at FEHD Whitfield Depot - Advanced piling works under FEP-03/364/2009

5.2.1. No exceedance was recorded in the reporting period.

Contract no. HY/2009/18 - Central - Wan Chai Bypass (CWB) – Central Interchange under FEP-05/364/2009/A

5.2.2. No exceedance was recorded in the reporting period.

Contract nos. HK/2009/01 - Wan Chai Development Phase II - Central - Wan Chai Bypass at Hong Kong Convention and Exhibition Centre - Tunnel Works

5.2.3. No exceedance was recorded in the reporting period.

Contract nos. HK/2009/02 - Wan Chai Development Phase II - Central - Wan Chai Bypass at Wan Chai East(CWB Tunnel)

5.2.4. No exceedance was recorded in the reporting period.

Contract no. HY/2009/15 - Central-Wanchai Bypass – Tunnel (Causeway Bay Typhoon Shelter Section) FEP-06/364/2009/A

5.2.5. No exceedance was recorded in the reporting period.

Contract no. HY/2009/19 - Central - Wanchai Bypass Tunnel (North Point Section) and Island Eastern Corridor Link under FEP-07/364/2009/A

5.2.1 No exceedance was recorded in the reporting period.

5.3. Real Time Noise Monitoring

Contract no. HY/2009/17 – Central - Wan Chai Bypass (CWB) at FEHD Whitfield Depot - Advanced piling works under FEP-03/364/2009

5.3.1 No exceedance was recorded in the reporting period.

Contract no. HY/2009/19 - Central - Wanchai Bypass Tunnel (North Point Section) and Island Eastern Corridor Link under FEP-07/364/2009/A

5.3.2 No exceedance was recorded in the reporting period.

5.4. Site Audit

5.4.1. There was no non-compliance from the site audits in the reporting period. During environmental site inspections conducted during the reporting quarter, minor deficiencies were noted. However, the Contractor rectified all deficiencies after receipt of notification.

5.5. Review of the Reasons for and the Implications of Non-compliance

5.5.1 No project related exceedance and non-compliance was recorded in this reporting period.

5.6. Summary of action taken in the event of and follow-up on non-compliance

5.6.1 As no project related exceedance and non-compliance was recorded in this reporting period, no action or follow-up was required in this reporting period.

6. COMPLAINTS, NOTIFICATION OF SUMMONS AND PROSECUTION

6.0.1. There was one environmental complaint regarding visual impact received on 12 December 2011.

6.0.2. There was one environmental complaint regarding air and construction noise impact received on 20 December 2011.

6.0.3. There was one environmental complaint regarding air and construction noise impact received on 30 December 2011.

6.0.4. There was one environmental complaint regarding a tree on site received on 18 January 2012.

Reporting month of December 2011

6.0.5. A visual impact complaint from hotline 1823 was received by ET on 9 January 2012 (ICC Ref. No.: ICC#1-333037096 dated on 12 December 2011). The complaint, Mr Tsui reported that visual nuisance caused by lighting in the construction site regarding HY/2009/18 during night time. A joint inspection was conducted by Mr. Tsui and contractor on that night to see whether there is any improvement.

6.0.6. Due to safety reason, igniting enough lights should not be avoided in construction site. However, the light sources were not directed away from pointing to the sensitive receiver and results in visual glare to the complaint.

6.0.7. Confirmed with the Resident Site Staff the complainant was satisfied the new arrangement of the lights with contractor after the joint inspection. No further complaint received after that.

6.0.8. A complainant, Ms. Poon complained via hotline 1823 (Ref no.: 1-334683841) regarding the construction air and noise nuisance generated that many trucks carrying construction materials driving along Watson Road and Oil Street relevant to the contractor no. HY/2009/17 and HY/2009/19 and possibly entering/leaving the construction site near the Island Eastern Corridor during 0800 to 1900 hours on 20 December 2011.

6.0.9. The dominant construction air and noise nuisances were emitted from the trucks along Oil Street and Waston Road, however, this is the public road for all vehicles. Reviewing the air quality monitoring and noise monitoring results. No exceedance was recorded during this period.

6.0.10. Since the complainant cannot identify whether the trucks were working under the CWB project or not, CWB RSS provided a contact no. for any future enquiries regarding CWB project to the complainant and she was satisfied on the arrangement and no further complaint was received after that.

Reporting month of January 2012

6.0.11. An air and noise impact complaint from complaint letter was received by ET on 6 January 2011 (ICC Ref. No.: 1-336447776 dated on 3 January 2012, forwarded by HyD, which

received the complaint on 30 December 2011). The complaint was reported by the residents of Harbour Heights that construction vehicles were found parked illegally at King Wah Poad and lining up at Oil Street without the engine turning off and generated noise and air pollutions.

6.0.12. ET confirmed with the Resident Site Staff that a number of construction activities are concurrently proceeding in the vicinity of Oil Street, King Wah Street and a private development project in King Wah Street.

6.0.13. The dominant construction air and noise nuisances were emitted by the trucks along Oil Street and King Wah Road, however, this is the public road for all vechicles. Reviewing the results of air quality monitoring station (CMA1b) and noise monitoring (M4b). No exceedance was recorded during this period. Site inspections for HY/2009/19 were conducted on 4 January 2012. The condition of the site access at Oil Street and the public road nearby were found satisfactory. It is noted that HyD also allow and encourage their contractors to maximize the use of marine access, where available, to work sites, so as to minimize burdening nearby public roads. When land trips are unavoidable, they require contractors to tidy up their construction vehicles before leaving works sites. No contractor under CWB project parked their vehicles illegally at King Wah Street, and HyD still reminded them not to commit such offence.

6.0.14. According to HyD's staff replied the complaint letter on 10 January 2012, there is a private development project under construction at King Wah Road. To access these works sites, construction vehicles have to use public roads nearby and no further complaint received after HyD's reply.

6.0.15. A complaint from Government Complaint Hotline ICC 1823 (ICC #: 1-338787527 dated on 18 January 2012) was received by ET on 20 January 2012 regarding a tree located in front of Victoria Centre under IECL was covered by one meter mud without any protection. The complainant concern the health of the tree in such condition.

6.0.16. ET confirmed with the Resident Site Staff that the tree is inside the site area of HY/2009/19 and the Botanical name of the tree is *Ficus superba var. japonica* and the I.D. of the tree is UT48.

6.0.17. According to the information provided by RSS on 20 Jan 2012, the tree shall be felled that has been approved by DLO on 29 August 2011. Moreover, the tree was felled by contractor on 19 January 2012.

6.0.18. Confirmed with RSS, no further complaint received after HyD's reply.

Reporting month of February 2012

6.0.19. No complaint was received in the February 2012 reporting month.

6.0.19. The details of cumulative complaint log and summary of complaints are presented in ***Appendix 6.1***.

6.0.20. No notification of summons or prosecution was received in the reporting period. Cumulative statistic on complaints and successful prosecutions are summarized in ***Table 6.1*** and ***Table 6.2*** respectively.

Table 6.1 Cumulative Statistics on Complaints

Reporting Period	No. of Complaints
Commencement of Works up to last reporting quarter	13
December 2011 – February 2012	4
Project-to-Date	17

Table 6.2 Cumulative Statistics on Successful Prosecutions

Environmental Parameters	Cumulative No. Brought Forward	No. of Successful Prosecutions this quarter (Offence Date)	Cumulative No. Project-to-Date
Air	-	0	0
Noise	-	0	0
Waste	-	0	0
Total	**-**	**0**	**0**

7. CUMULATIVE CONSTRUCTION IMPACT DUE TO THE CONCURRENT PROJECTS

7.0.1. According to Condition 3.4 of the EP-364/2009/A, this section addresses the relevant cumulative construction impact due to the concurrent activities of the current projects including the Central Reclamation Phase III (CRIII), Wan Chai Development Phase II (WDII), Central-WanChai Bypass (CWB), Island Eastern Corridor Link projects (IECL) and Wan Chai Development Phase II – Central – Wan Chai Bypass at Wan Chai East (CWB Tunnel).

7.0.2. Monthly EM&A report (January 2012) of Central Reclamation Phase III (CRIII) is outstanding in this reporting period, no cumulative construction impact due to the concurrent activities of the current projects with the Central Reclamation Phase III (CRIII) could be done.

7.0.3. According to the construction programme of Wan Chai Development Phase II, Central-Wan Chai Bypass and Island Eastern Corridor Link projects, the major construction activity under Wan Chai Development Phase II were the filling works at NPR2E, Seawall block construction, reclamation work and diaphragm wall construction preparation works at TS4; Diaphragm wall construction at TS1 and TPCWAE TCBR1W, maintenance dredging of navigation channel and mooring area, HKCEC3w and marine bored piling at MTR Tunnel Crossing. Advanced piling works at FEHD Whitfield Depot, Central Interchange, cross-harbour water mains, tunnel works at WCR1 in the reporting period. The major environmental impact was water quality impact at Causeway Bay and Wan Chai. Land-based construction activity were advance filling works at TS4, Diaphragm wall construction at TS1 and TPCWAE TCBR1W, piling works at FEHD Whitfield Depot, sheet piling and pre-drilling works at Central, marine pre-drilling at North Point and tunnel works at Wan Chai East in the reporting period.

7.0.4. The major environmental impacts generated from advanced piling works at FEHD Whitfield Depot were undertaken and sheet piling, pre-drilling and sheet piling works at Central and tunnel works at Wan Chai East, IECL and Causeway Bay typhoon shelter in the reporting quarter. No significant air and noise impact were anticipated in the reporting quarter. In general, it is evaluated that the cumulative construction impact from the concurrent projects including Wan Chai Development Phase II was mainly insignificant.

8. CONCLUSION

8.0.1. The EM&A programme was carried out in accordance with the EM&A Manual requirements, minor alterations to the programme proposed were made in response to changing circumstances.

Air quality monitoring

8.0.2. No exceedance was recorded.

Noise monitoring

8.0.3. A limit level exceedance was recorded at M7e on 20 December 2011 during day time. Moreover, three limit level exceedances were recorded at M1a on 29 November, 6 December 2011 and 10 January 2012 during restricted hour. All exceedances were considered non-project related.

8.0.4. Two action levels were recorded regarding noise complaints referring to HY/2009/19 and HY2009/17 received on 20 and 30 December 2011.

Real time noise monitoring

8.0.5. No exceedance was recorded.

8.0.6. In this reporting quarter, a total of 4 complaints were received. 2 complaints received were regarding noise and air impact, 1 regarding visual impact and 1 regarding tree on site.

8.0.7. The construction works of Contract no. 04/HY/2006 – Reconstruction of Bus Terminus near Man Yiu Street and Man Kwong Street under FEP-04/364/2009/A was completed, and the FEP was surrendered by the Contractor on 11 February 2011.

8.0.8. The construction programmes of individual contracts are provided in ***Appendix 8.1***.

Figure 2.1

Project Layout

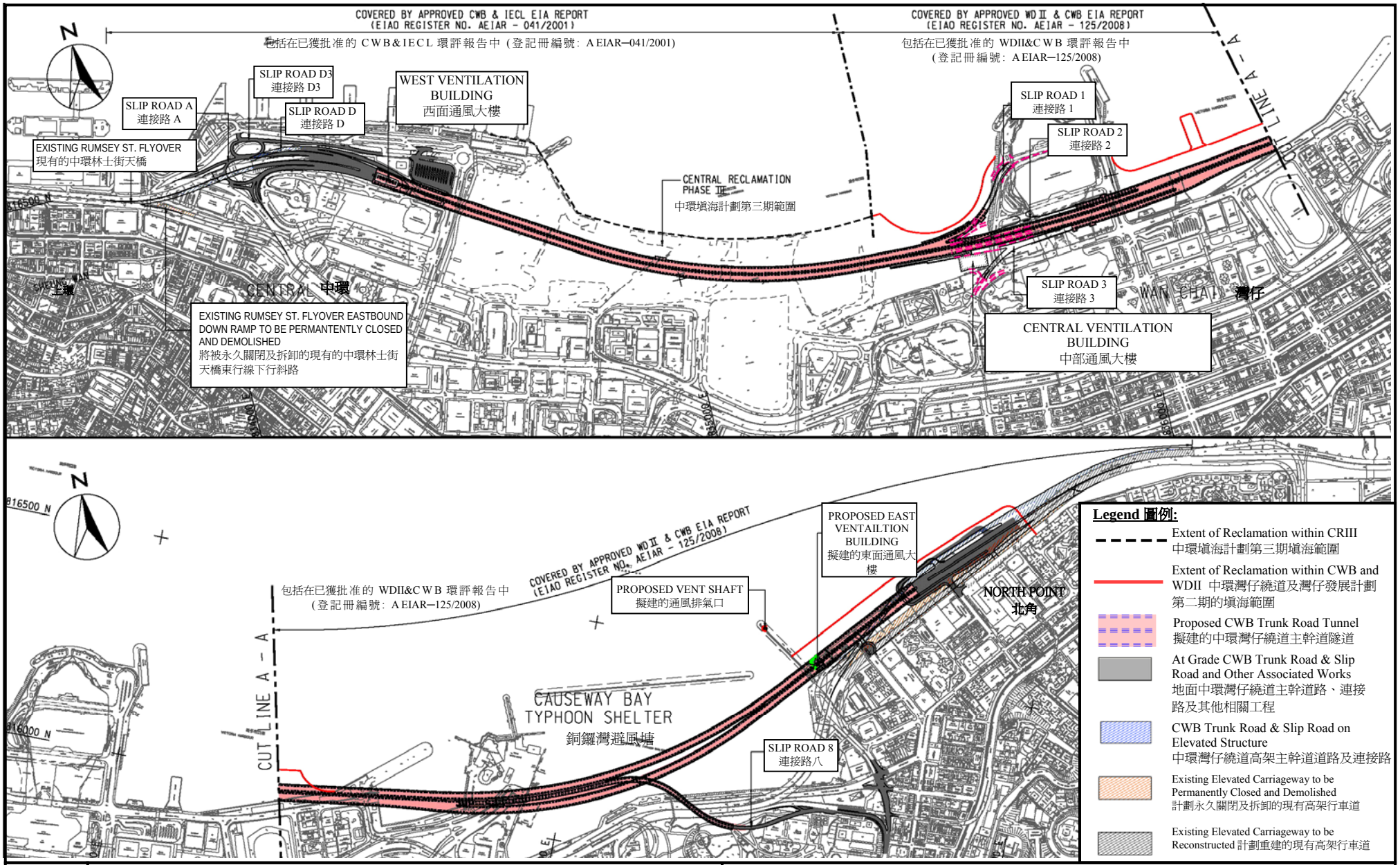

Project Title: Central-Wanchai Bypass (CWB) Including Its Road Tunnel and Slip Roads
工程項目名稱 : 中環灣仔繞道包括其行車隧道及連接路

Environmental Permit No. : EP-364/2009/A
環境許可證編號 : EP-364/2009/A

Figure 1: Location of the Project
圖 1: 工程項目位置

(This figure was prepared based on Figure 1.1 of the Application for Environmental Permit (Application No.: AEP-364/2009))
(本圖是根據環境許可證的申請(申請書編號 AEP-364/2009 圖 1.1 編製)

1. Co-ordinates are relative to Hong Kong Metric Grid (1980)

Legend:

REV.	DATE	DESCRIPTION	CHK.BY	AUTH.BY

Highways Department 路政署
Major Works Project Management Office

CENTRAL - WAN CHAI BYPASS AND IEC LIN

PWP ITEM NO. 工務計劃項目編號 579 TH K

Project:
CENTRAL – WAN CHAI BYPASS –FEHD WHITFIELD DEPOT RE-PROVISIONING WORKS

AECOM

Drawing Title
PILING PLAN FOR MODIFIED ICE BRIDGE

Contractor
LAM WOO & COMPANY LIMITED

DRAWING NO. 0020
SURVEY DATE 12-06-2010
DRAWN BY KENG
CHECKED BY
SCALE 1:1000 *SHEET* 1

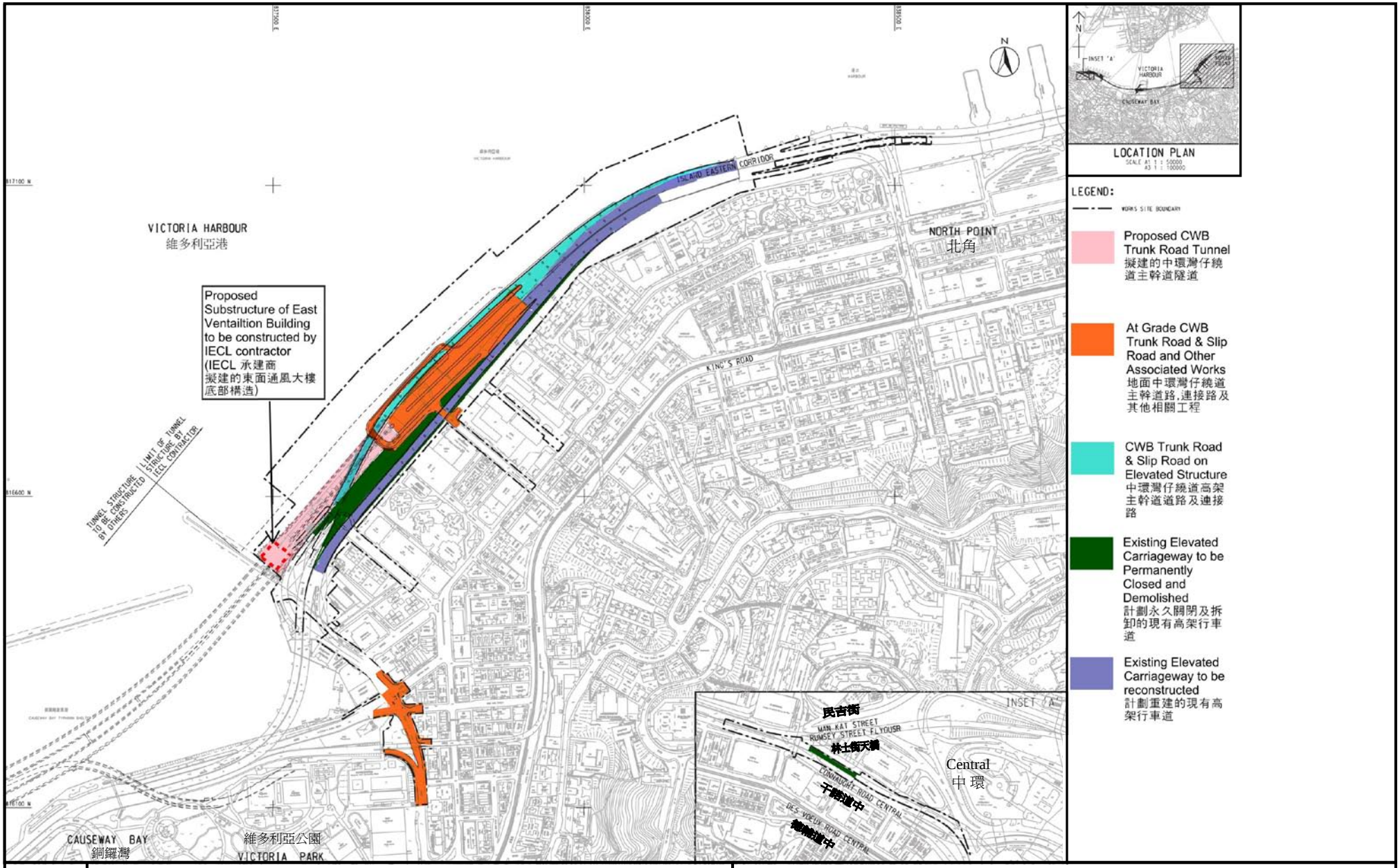

Project Title: Central-Wanchai Bypass (CWB) – Tunnel (North Point Section) and Island Eastern Corridor Link
工程項目名稱: 中環灣仔繞道—北角段隧道及東區走廊連接路
Environmental Permit No. : FEP-07-364/2009/A
環境許可證編號 : FEP-07-364/2009/A

Figure 1b: General Layout Plan
圖 1b: 工程項目佈局圖

(This figure was prepared based on Sketch No.60095653/IEC/DF0006 of Application for Further Environmental Permit (Application No.: FEP-120/2011))
(本圖是根據申請新的環境許可證 (申請書編號 FEP-120/2011) 圖 60095653/IEC/DF0006 編製)

Figure 2.2

Project Organization Chart

Project Organization Chart

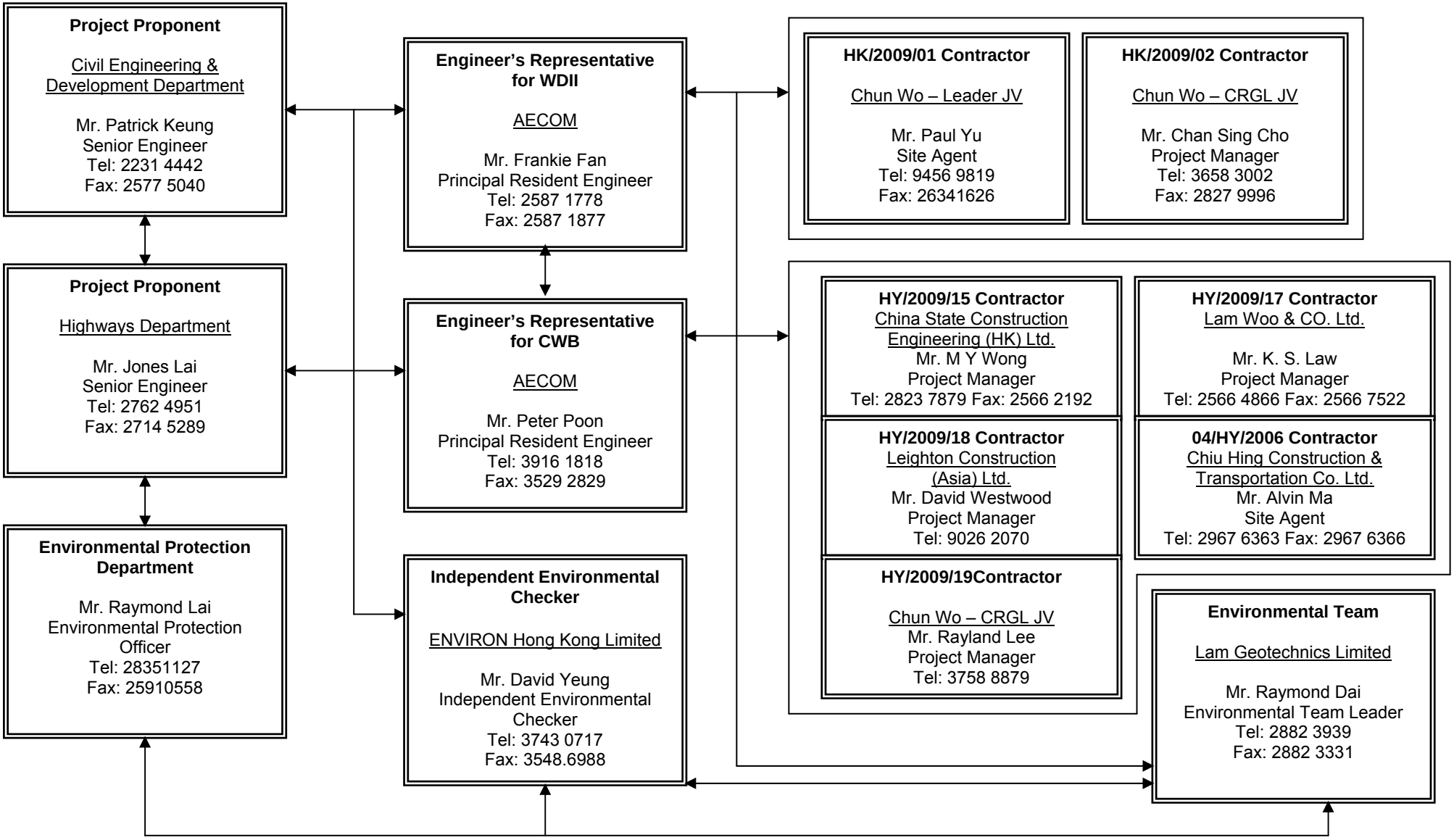

Figure 3.1

Locations of Monitoring Stations

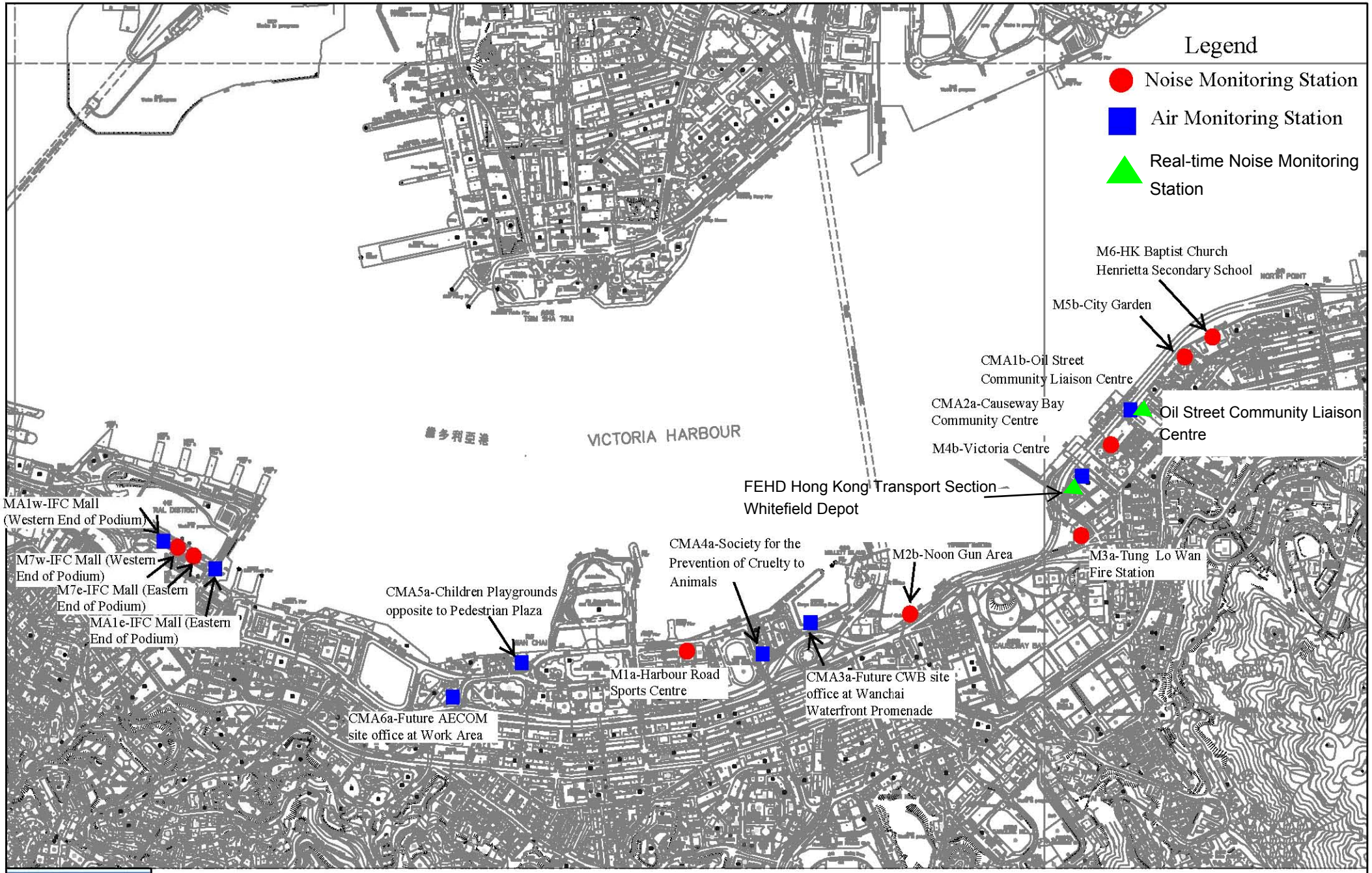

Lam

Location plan of Environmental Monitoring Stations

Appendix 2.1

Environmental Mitigation Implementation Schedule

IMPLEMENTATION SCHEDULE OF THE PROPOSED MITIGATION MEASURES

Table A.1 Implementation Schedule for Air Quality Control

WDII & CWB EIA Report Ref	Environmental Protection Measures / Mitigation Measures	Location / Timing	Implementation Agent	Implementation Stages*				Relevant Legislation and Guidelines
				Des	C	O	Dec	
Construction Phase								
S3.6.5	Four times a day watering of the work site with active operations.	Work site / during construction	Contractor		√			EIAO-TM
S3.8.1	Implementation of dust suppression measures stipulated in Air Pollution Control (Construction Dust) Regulation. The following mitigation measures, good site practices and a comprehensive dust monitoring and audit programme are recommended to minimise cumulative dust impacts. • Strictly limit the truck speed on site to below 10 km per hour and water spraying to keep the haul roads in wet condition; • Watering during excavation and material handling; • Provision of vehicle wheel and body washing facilities at the exit points of the site, combined with cleaning of public roads where necessary; and • Tarpaulin covering of all dusty vehicle loads transported to, from and between site locations.	Work site / during construction	Contractor		√			
Operational Phase								
S3.6.53 – S3.6.54	The design parameters of the East and Central Ventilation Buildings as set in Tables 3.10 and 3.11 of Volume 1 of the WDII & CWB EIA Report.	East and Central Ventilation Buildings / During operation of the Trunk Road	HyD			√		
S3.10.2	Air quality monitoring for the operation performance of the East Ventilation Building and associated East Vent Shaft will be conducted.	East Vent Shaft / During operation of the East Ventilation Building and associated East Vent Shaft	HyD			√	EIAO-TM	

* Des - Design, C - Construction, O – Operation, and Dec - Decommissioning

Table A.2 Implementation Schedule for Noise Control

WDII & CWB EIA Report Ref	Environmental Protection Measures / Mitigation Measures	Location / Timing	Implementation Agent	Implementation Stages*				Relevant Legislation and Guidelines
				Des	C	O	Dec	
Construction Phase								
S4.9.3	Good Site Practice: • Only well-maintained plant shall be operated on-site and plant shall be serviced regularly during the construction program. • Silencers or mufflers on construction equipment shall be utilized and shall be properly maintained during the construction program. • Mobile plant, if any, shall be sited as far away from NSRs as possible. • Machines and plant (such as trucks) that may be in intermittent use shall be shut down between works periods or shall be throttled down to a minimum. • Plant known to emit noise strongly in one direction shall, wherever possible, be orientated so that the noise is directed away from the nearby NSRs. • Material stockpiles and other structures shall be effectively utilized, wherever practicable, in screening noise from on-site construction activities.	Work Sites / During Construction	Contractor		√			EIAO-TM, NCO
S4.8.1 – S4.8.11	Use of quiet powered mechanical equipment, movable noise barrier and temporary noise barrier for the following tasks: • Slip road 8 tunnel • Construction of diaphragm wall and substructures of the tunnel approach ramp • Excavation • Construction of slabs • Backfill	Work Sites / During Construction	Contractor		√			EIAO-TM, NCO

WDII & CWB EIA Report Ref	Environmental Protection Measures / Mitigation Measures	Location / Timing	Implementation Agent	Implementation Stages*				Relevant Legislation and Guidelines
				Des	C	O	Dec	
	• Demolition and construction of substructures for the IEC • Demolition works of existing piers and crossheads of the marine section of the existing IEC Use of PME grouping for the following tasks: • At-grade road construction • Substructure for IECL connection							
Operation Phase								
S4.8.12 – S4.8.23	For Existing NSRs • about 235m length of noise semi-enclosure with transparent panel covering the westbound slip road from the IEC • about 230m length of noise semi-enclosure with transparent panel covering the main carriageways (eastbound and westbound) of the CWB and IEC • about 135m length of 5.5m high cantilevered noise barrier with 4.5m cantilever inclined at 45° with transparent panel on the eastbound slip road to the IEC (amended under EP-364/2009/A) • about 95 m length of 5 .5m high cantilevered noise barrier with 1m cantilever inclined at 45° with transparent panel on the eastbound slip road to the IEC • about 350m length of 3. 5m high vertical noise barrier with transparent panel on the eastbound slip road to the IEC • low noise road surfacing for the trunk road (except tunnel section and beneath the landscaped deck at the eastern portal area)) with speed limit of 70 km/hour	Near North Point / Before commencement of operation of road project	HyD	√	√	√	EIAO-TM	

WDII & CWB EIA Report Ref	Environmental Protection Measures / Mitigation Measures	Location / Timing	Implementation Agent	Implementation Stages*				Relevant Legislation and Guidelines
				Des	C	O	Dec	
	For Future/Planned NSRs • about 265m length of noise semi-enclosure with transparent panel covering the westbound slip road from the IEC	In between the Electric Centre (next to City Garden) and CDA(1) site / Before occupation of Planned NSRs in CDA and CDA(1) sites.	HyD	√	√ #			
	• The ope nable w indows of the temple, if a ny, shou ld be orientated so as to avoid direct line of si ght to the exi sting Victoria Park Road as far as practicable.	Near Causeway Bay Fire Station / During detailed design of the re-provisioned Tin Hau Temple	Project Proponent for the re-provisioned Tin Hau Temple	√				

* Des - Design, C - Construction, O – Operation, and Dec - Decommissioning
\# Only the steel frame for this section of noise semi-enclosure would be erected in advance during the construction of the westbound slip road.

Table A.4 Implementation Schedule for Waste Management

WDII & CWB EIA Report Ref	Environmental Protection Measures / Mitigation Measures	Location / Timing	Implementation Agent	Implementation Stages*				Relevant Legislation and Guidelines
				Des	C	O	Dec	
Construction Phase								
S6.5.14	***Floating Refuse*** During the construction phase, the project proponent's contractor will be responsible for the collection of any refuse within their works area. Floating booms will be provided on the water surface to confine the refuse from the working barges as well as to avoid the accumulation of pollutants within temporary embayment as mentioned in Table D9.3.	Work site / During the construction period	Contractor		√			
S6.6.1	*Good Site Practices* Recommendations for good site practices during the construction activities include: • nomination of an approved person, such as a site manager, to be responsible for good site practices, arrangements for collection and effective disposal to an appropriate facility, of all wastes generated at the site; • training of site personnel in proper waste management and chemical waste handling procedures; • provision of sufficient waste disposal points and regular collection for disposal; • appropriate measures to minimise windblown litter and dust during transportation of waste by either covering trucks or by transporting wastes in enclosed containers; • regular cleaning and maintenance programme for drainage systems, sumps and oil interceptors; and • a recording system for the amount of wastes generated, recycled and disposed of (including the disposal sites).	Work site / During the construction period	Contractor		√			Waste Disposal Ordinance (Cap.354)

WDII & CWB EIA Report Ref	Environmental Protection Measures / Mitigation Measures	Location / Timing	Implementation Agent	Implementation Stages*				Relevant Legislation and Guidelines
				Des	C	O	Dec	
S6.6.2	*Waste Reduction Measures* Waste reduction is best achieved at the planning and design stage, as well as by ensuring the implementation of good site practices. Recommendations to achieve waste reduction include: • segregation and storage of different types of waste in different containers, skips or stockpiles to enhance reuse or recycling of materials and their proper disposal; • to encourage collection of aluminium cans, PET bottles and paper, separate labelled bins shall be provided to segregate these wastes from other general refuse generated by the work force; • any unused chemicals or those with remaining functional capacity shall be recycled; • use of reusable non-timber formwork, such as in casting the tunnel box sections, to reduce the amount of C&D material. • prior to disposal of C&D waste, it is recommended that wood, steel and other metals shall be separated for re-use and / or recycling to minimise the quantity of waste to be disposed of to landfill; • proper storage and site practices to minimise the potential for damage or contamination of construction materials; and • plan and stock construction materials carefully to minimise amount of waste generated and avoid unnecessary generation of waste.	Work site / During planning and design stage, and construction stage	Contractor	√	√			

WDII & CWB EIA Report Ref	Environmental Protection Measures / Mitigation Measures	Location / Timing	Implementation Agent	Implementation Stages*				Relevant Legislation and Guidelines
				Des	C	O	Dec	
S6.6.4	*General Refuse* General refuse shall be stored in enclosed bins or compaction units separate from C&D material. A licensed waste collector shall be employed by the contractor to remove general refuse from the site, separately from C&D material. A collection area shall be provided where wastes can be stored and loaded prior to removal from site. An enclosed and covered area is recommended to reduce the occurrence of 'wind blow' light material.	Work site / During the construction period	Contractor		√			Public Health and Municipal Services Ordinance (Cap. 132)
S6.6.5	*Chemical Wastes* After use, chemical wastes (for example, cleaning fluids, solvents, lubrication oil and fuel) shall be handled according to the Code of Practice on the Packaging, Labelling and Storage of Chemical Wastes. Spent chemicals shall be collected by a licensed collector for disposal at the CWTF or other licensed facility in accordance with the Waste Disposal (Chemical Waste) (General) Regulation.	Work site / During the construction period	Contractor		√			Waste Disposal (Chemical Waste) (General) Regulation Code of Practice on the Packaging, Labelling and Storage of Chemical Wastes
S6.6.6	*Construction and Demolition Material* C&D material shall be sorted on-site into inert C&D material (that is, public fill) and C&D waste. All the suitable inert C&D material shall be broken down to 250 mm in size for re use as public fill in the WDII reclamation. C&D waste, such as wood, glass, plastic, steel and other metals shall be reused or recycled and, as a last resort, disposed of to landfill. A suitable area shall be designated to facilitate the sorting process and a temporary stockpiling area will be required for the separated materials.	Work site / During the construction period	Contractor		√			ETWB TCW No. 33/2002, 31/2004, 19/2005

WDII & CWB EIA Report Ref	Environmental Protection Measures / Mitigation Measures	Location / Timing	Implementation Agent	Implementation Stages*				Relevant Legislation and Guidelines
				Des	C	O	Dec	
S6.6.7	In order to monitor the disposal of public fill and C&D waste at public fill reception facilities and landfills, respectively, and to control fly tipping, a trip-ticket system shall be included as one of the contractual requirements and implemented by the Environmental Team undertaking the environmental monitoring and audit work. An Independent Environment Checker shall be responsible for auditing the results of the system.	Work site / During the construction period	Contractor and Independent Environmental Checker		√			ETWB TCW No. 31/2004
S6.6.8	*Bentonite Slurry* The disposal of residual used bentonite slurry shall follow the good practice guidelines stated in ProPECC PN 1/94 "Construction Site Drainage" and listed as follows: • If the disposal of a certain residual quantity cannot be avoided, the used slurry may be disposed of at the marine spoil grounds subject to obtaining a marine dumping licence from EPD on a case-by-case basis. • If the used bentonite slurry is intended to be disposed of through the public drainage system, it shall be treated to the respective effluent standards applicable to foul sewers, storm drains or the receiving waters as set out in the Technical Memorandum of Standards for Effluents Discharged into Drainage and Sewerage Systems, Inland and Coastal Waters. • If the used bentonite slurry is intended to be disposed to public fill reception facilities, it will be mixed with dry soil on site before disposal.	Work site / During the construction period	Contractor		√			ProPECC PN 1/94

* Des - Design, C - Construction, O – Operation, and Dec - Decommissioning

Table A.5 Implementation Schedule for Land Contamination

WDII & CWB EIA Report Ref	Environmental Protection Measures / Mitigation Measures	Location / Timing	Implementation Agent	Implementation Stages*				Relevant Legislation and Guidelines
				Des	C	O	Dec	
Construction and Operation Phase								
S.7.1.1	As no potential contaminative land uses were identified within the Study Area, adverse land contamination impacts associated with the construction and operation of the Project is not expected. As such, environmental protection and mitigation measures are considered not necessary and will not be covered in this EM&A Manual.	- -						-

* Des - Design, C - Construction, O – Operation, and Dec - Decommissioning

Table A.7 Implementation Schedule for Landscape and Visual

WDII & CWB EIA Report Ref	Environmental Protection Measures / Mitigation Measures		Location / Timing	Implementation Agent	Implementation Stages*				Relevant Legislation and Guidelines
					Des	C	O	Dec	
Construction Phase									
Table 10.5	CM1	Topsoil, where identified, shall be stripped and stored for re-use in the construction of the soft landscape works, where practical.	Work site / During Construction Phase	Contractor	√	√			EIAO TM
Table 10.5	CM2	Existing trees to be retained on site shall be carefully protected during construction.	Work site / During Construction Phase	Contractor	√	√			EIAO TM
Table 10.5	CM3	Trees unavoidably affected by the works shall be transplanted where practical.	Work site / During Construction Phase	Contractor	√	√			EIAO TM
Table 10.5	CM4	Compensatory tree planting shall be provided to compensate for felled trees.	Work site / During Construction Phase	Contractor	√	√			EIAO TM
Table 10.5	CM5	Control of night-time lighting.	Work site / During Construction Phase	Contractor		√			EIAO TM
Table 10.5	CM6	Erection of decorative screen hoarding compatible with the surrounding setting.	Work site / During Construction Phase	Contractor		√			EIAO TM
Operation Phase									
Table 10.6, Figure 10.5.1-10.5.5	OM1	Aesthetic design of buildings and road-related structures, including viaducts, vent buildings, subways, footbridges and noise barriers and enclosure.	Work site / During Design Stage and Operation Phases	HyD	√	√	√		ETWB TCW 2/2004
Table 10.6, Figure 10.5.1-10.5.5	OM3	Buffer Tree and Shrub Planting to screen proposed roads and associated structures.	Work site / During Design Stage and Operation Phases	HyD	√	√	√		ETWB TCW 2/2004
Table 10.6, Figure 10.5.1-10.5.5	OM5	Aesthetic streetscape design.	Work site / During Design Stage and Operation Phases	HyD	√	√	√		ETWB TCW 2/2004
Table 10.6, Figure 10.5.1-10.5.5	OM6	Aesthetic design of roadside amenity areas.	Work site / During Design Stage and Operation Phases	HyD	√	√	√		ETWB TCW 2/2004

*Des - Design, C - Construction, O – Operation, and Dec - Decommissioning

Appendix 3.1

Action and Limit Level

Action and Limit Level

Action and Limit Level for Noise Monitoring

Time Period	Action Level	Limit Level
07:00 – 19:00 hours on normal weekdays	When one documented complaint is received.	75 dB(A)/ 70 dB(A)/ 65 db(A)[Note 1]

Note 1:

- *70dB(A) and 65 dB(A) for schools during normal teaching periods and school examination periods, respectively.*
- *If works are to be carried out during the restricted hours, the conditions stipulated in the Construction Noise Permit (CNP) issued by the Noise Control Authority have to be followed.*

Action and Limit Level for Air Monitoring

Monitoring Location	1-hour TSP Level in $\mu g/m^3$		24-hour TSP Level in $\mu g/m^3$	
	Action Level	Limit Level	Action Level	Limit Level
CMA1b	320.1	500	176.7	260
CMA2a	323.4	500	169.5	260
CMA3a	311.3	500	171.0	260
CMA4a	312.5	500	171.2	260
CMA5a	332.0	500	181.0	260
MA1e	325.1	500	173.4	260
MA1w	325.1	500	173.4	260

Appendix 4.1

Noise Monitoring Results and Graphical Presentations

Noise Monitoring Result

Day Time (0700 - 1900hrs on normal weekdays)

Location: M1a - Harbour Road Sports Centre

Date	Time	Weather	Measurement Noise Level			Baseline Level	Construction Noise Level	Limit Level
			Leq	L10	L90	Leq	Leq	Leq
			Unit: dB(A), (30-min)					
29/11/11	10:04	Fine	73.9	76.6	69.9	69.2	72	75
06/12/11	10:02	Cloudy	75.1	77.7	70.8	69.2	74	75
16/12/11	10:56	Fine	74.5	77.7	69.5	69.2	73	75
20/12/11	16:11	Cloudy	73.5	76.7	68.6	69.2	71	75

Location: M2b - Noon-day gun area

Date	Time	Weather	Measurement Noise Level			Baseline Level	Construction Noise Level	Limit Level
			Leq	L10	L90	Leq	Leq	Leq
			Unit: dB(A), (30-min)					
29/11/11	10:51	Fine	69.9	70.9	67.9	-	70	75
06/12/11	10:45	Cloudy	70.4	71.6	69.0	-	70	75
16/12/11	10:45	Fine	73.2	75.0	68.5	-	73	75
20/12/11	8:25	Cloudy	74.8	77.6	70.2	-	75	75

Location: M3a - Tung Lo Wan Fire Station

Date	Time	Weather	Measurement Noise Level			Baseline Level	Construction Noise Level	Limit Level
			Leq	L10	L90	Leq	Leq	Leq
			Unit: dB(A), (30-min)					
29/11/11	13:00	Fine	68.4	70.3	66.2	-	68	75
06/12/11	11:25	Cloudy	67.7	69.7	65.1	-	68	75
16/12/11	13:38	Fine	67.3	69.3	64.6	-	67	75
20/12/11	9:15	Cloudy	70.1	73.1	67.7	-	70	75

Location: M4b - Victoria Centre

Date	Time	Weather	Measurement Noise Level			Baseline Noise Level	Construction Noise Level	Limit Level
			Leq	L10	L90	Leq	Leq	Leq
			Unit: dB(A), (30min)					
29/11/11	13:43	Fine	69.4	71.1	66.8	-	69	75
06/12/11	13:00	Cloudy	70.5	72.4	67.8	-	71	75
16/12/11	14:26	Fine	70.9	72.6	68.5	-	71	75
20/12/11	9:57	Cloudy	71.7	73.1	69.7	-	72	75

Location: M5b - City Garden

Date	Time	Weather	Measurement Noise Level			Baseline Level	Construction Noise Level	Limit Level
			Leq	L10	L90	Leq	Leq	Leq
			Unit: dB(A), (30min)					
29/11/11	15:14	Fine	74.0	77.2	69.8	-	74	75
06/12/11	14:08	Cloudy	72.7	74.4	69.9	-	73	75
16/12/11	11:30	Fine	68.2	70.0	64.5	-	68	75
20/12/11	13:02	Cloudy	70.9	73.1	65.4	-	71	75

Location: M6 - HK baptist Church henrietta Secondary School

Date	Time	Weather	Measurement Noise Level			Baseline Level	Construction Noise Level	Limit Level
			Leq	L10	L90	Leq	Leq	Leq
			Unit: dB(A), (30-min)					
29/11/11	14:31	Fine	72.7	73.9	70.9	70.7	68	70
06/12/11	14:50	Cloudy	72.6	74.1	70.7	70.7	68	70
16/12/11	15:50	Fine	73.0	74.7	69.7	70.7	69	70
20/12/11	11:15	Cloudy	73.6	75.0	71.6	70.7	70	70

Bolded values representing the noise Limit Level exceedance(s).

Noise Monitoring Result

Day Time (0700 - 1900hrs on normal weekdays)

Location: M7e - International Finance Centre (Eastern End of Podium)

Date	Time	Weather	Measurement Noise Level			Baseline Level	Construction Noise Level	Limit Level
			Leq	L10	L90	Leq	Leq	Leq
			Unit: dB(A), (30-min)					
29/11/11	08:31	Fine	69.2	70.6	67.3	-	69	75
06/12/11	08:37	Cloudy	68.9	70.0	67.5	-	69	75
16/12/11	08:30	Fine	75.3	76.4	73.5	-	75	75
20/12/11	14:38	Cloudy	76.2	77.6	74.6	-	**76**	75

Location: M7w - International Finance Centre (Western End of Podium)

Date	Time	Weather	Measurement Noise Level			Baseline Level	Construction Noise Level	Limit Level
			Leq	L10	L90	Leq	Leq	Leq
			Unit: dB(A), (30-min)					
29/11/11	09:06	Fine	65.7	66.7	63.4	-	66	75
06/12/11	16:22	Cloudy	64.5	65.7	62.7	-	65	75
16/12/11	10:03	Fine	68.4	70.3	66.3	-	68	75
20/12/11	14:00	Cloudy	68.7	70.3	67.0	-	69	75

Bolded values representing the noise Limit Level exceedance(s).

Noise Monitoring Result

Restricted Time (1900 - 2300 hrs on normal weekdays and 0700-2300 on holiday)

Location: M4b - Victoria Centre

Date	Time	Weather	Measurement Noise Level			Average Noise Level	Baseline Noise Level	Construction Noise Level	Limit Level
			Leq	L10	L90	Leq	Leq	Leq	Leq
			Unit: dB(A), (5-min)						
01/12/11	19:01	Cloudy	66.8	68.0	65.2	66.3	-	66	70
	19:06		66.1	66.7	65.0				
	19:12		66.0	66.8	65.1				
08/12/11	19:56	Fine	66.5	68.3	64.2	66.8	-	67	70
	20:01		67.0	68.9	64.7				
	20:07		66.8	68.3	64.9				
15/12/11	19:48	Fine	65.9	67.5	64.0	66.0	-	66	70
	19:53		66.1	67.7	64.2				
	19:59		66.0	67.5	64.4				
21/12/11	21:00	Fine	65.5	66.9	63.3	64.5	-	65	70
	21:05		64.1	65.6	61.8				
	21:11		63.8	65.2	61.6				

Location: M5b - City Garden

Date	Time	Weather	Measurement Noise Level			Average Noise Level	Baseline Level	Construction Noise Level	Limit Level
			Leq	L10	L90	Leq	Leq	Leq	Leq
			Unit: dB(A), (5-min)						
01/12/11	20:13	Cloudy	65.4	67.1	63.5	65.7	-	66	70
	20:18		65.3	66.7	63.4				
	20:24		66.2	68.2	63.3				
08/12/11	20:24	Fine	66.5	68.6	63.4	66.8	-	67	70
	20:29		66.8	68.9	63.8				
	20:35		67.2	69.3	63.3				
15/12/11	20:02	Fine	67.6	67.8	65.3	67.8	-	68	70
	20:07		68.6	69.3	65.3				
	20:12		67.1	68.6	65.0				
21/12/11	19:52	Fine	66.3	68.1	64.4	66.2	-	66	70
	20:00		66.4	68.4	64.0				
	20:07		65.8	67.5	63.4				

Location: M1a - Harbour Road Sports Center

Date	Time	Weather	Measurement Noise Level			Average Noise Level	Baseline Level	Construction Noise Level	Limit Level
			Leq	L10	L90	Leq	Leq	Leq	Leq
			Unit: dB(A), (5-min)						
29/11/11	20:10	Fine	75.0	78.0	69.9	74.8	61.1	**75**	70
	20:15		75.3	78.8	70.1				
	20:20		74.0	76.9	68.5				
06/12/11	20:15	Fine	74.0	76.6	67.8	73.4	61.1	**73**	70
	20:20		72.8	76.1	67.3				
	20:25		73.4	76.6	67.6				
15/12/11	21:01	Fine	70.0	73.7	62.8	69.1	61.1	68	70
	21:06		67.4	70.6	62.0				
	21:12		69.6	72.7	63.0				
20/12/11	21:00	Cloudy	70.4	74.6	65.8	70.3	61.1	70	70
	21:05		70.0	73.0	65.1				
	21:10		70.5	73.7	63.8				

Location: M2b -Noon-day gun area

Date	Time	Weather	Measurement Noise Level			Average Noise Level	Baseline Level	Construction Noise Level	Limit Level
			Leq	L10	L90	Leq	Leq	Leq	Leq
			Unit: dB(A), (5-min)						
29/11/11	20:54	Fine	69.7	72.5	65.9	69.0	-	69	70
	20:59		68.8	70.5	66.6				
	21:04		68.3	69.8	66.4				
06/12/11	21:00	Fine	67.2	68.8	64.8	67.2	-	67	70
	21:05		67.2	68.7	64.8				
	21:10		67.1	68.9	64.9				
15/12/11	19:21	Fine	66.8	68.6	64.8	67.1	-	67	70
	19:26		67.4	69.5	64.8				
	19:31		67.1	68.7	65.0				
20/12/11	21:29	Cloudy	69.3	71.6	65.5	68.1	-	68	70
	21:34		67.8	69.8	65.3				
	21:39		67.0	68.9	63.8				

Location: M3a - Tung Lo Wan Fire Station

Date	Time	Weather	Measurement Noise Level			Average Noise Level	Baseline Level	Construction Noise Level	Limit Level
			Leq	L10	L90	Leq	Leq	Leq	Leq
			Unit: dB(A), (5-min)						
01/12/11	19:32	Cloudy	66.8	68.4	64.3	67.0	-	67	70
	19:37		67.0	69.2	64.1				
	19:43		67.1	68.6	65.5				
08/12/11	19:25	Fine	65.9	68.2	63.3	65.9	-	66	70
	19:30		65.4	67.9	62.3				
	19:36		66.3	68.3	63.7				
15/12/11	19:13	Fine	64.5	67.0	61.2	65.2	-	65	70
	19:18		65.7	68.0	61.5				
	19:24		65.2	67.7	61.3				
21/12/11	20:23	Fine	68.1	70.5	64.9	67.4	-	67	70
	20:28		67.0	68.8	64.2				
	20:35		67.1	68.9	64.9				

Bolded values representing the noise Limit Level exceedance(s).

Noise Monitoring Result

Restricted Time (1900 - 2300 hrs on normal weekdays and 0700-2300 on holiday)

Location: M7e - International Finance Centre (Eastern End of Podium)

Date	Time	Weather	Measurement Noise Level			Average Noise Level	Baseline Level	Construction Noise Level	Limit Level
			Leq	L10	L90	Leq	Leq	Leq	Leq
			Unit: dB(A), (5-min)						
29/11/11	07:25	Fine	67.6	68.9	65.8	68.3	-	68	70
	07:30		68.9	71.3	66.0				
	07:35		68.4	70.2	66.0				
06/12/11	19:37	Fine	67.7	69.1	65.7	67.7	-	68	70
	19:42		68.0	70.1	65.8				
	19:47		67.3	68.8	65.8				
16/12/11	07:18	Fine	68.9	72.1	66.7	69.6	-	70	70
	07:23		67.7	69.0	66.1				
	07:28		71.4	74.8	69.2				
20/12/11	19:46	Cloudy	70.1	71.6	69.8	70.3	-	70	70
	19:51		70.3	71.5	70.0				
	19:56		70.5	71.3	69.7				

Location: M7w - International Finance Centre (Western End of Podium)

Date	Time	Weather	Measurement Noise Level			Average Noise Level	Baseline Level	Construction Noise Level	Limit Level
			Leq	L10	L90	Leq	Leq	Leq	Leq
			Unit: dB(A), (5-min)						
29/11/11	07:09	Fine	62.1	65.1	60.8	62.9	-	63	70
	07:14		63.1	65.4	59.9				
	07:19		63.3	66.1	60.6				
06/12/11	19:06	Fine	63.7	64.5	62.2	63.5	-	64	70
	19:11		63.2	64.0	62.7				
	19:16		63.6	64.7	62.5				
16/12/11	19:00	Fine	69.9	72.4	66.6	68.7	-	69	70
	19:05		68.2	69.3	66.4				
	19:11		67.7	69.0	66.1				
20/12/11	19:17	Cloudy	68.4	69.0	66.4	68.1	-	68	70
	19:22		67.9	69.2	66.3				
	19:27		68.0	69.9	65.9				

Bolded values representing the noise Limit Level exceedance(s).

Noise Monitoring Result

Day Time (0700 - 1900hrs on normal weekdays)

Location: M1a - Harbour Road Sports Centre

Date	Time	Weather	Measurement Noise Level			Baseline Level	Construction Noise Level	Limit Level
			Leq	L10	L90	Leq	Leq	Leq
			Unit: dB(A), (30-min)					
28/12/11	15:40	Sunny	72.4	75.4	67.4	72.2	59	75
04/01/12	09:56	Cloudy	73.2	76.2	68.3	72.2	66	75
10/01/12	09:59	Cloudy	74.3	76.8	70.3	72.2	70	75
19/01/12	13:51	Fine	72.7	75.4	68.2	72.2	63	75
26/01/12	16:55	Cloudy	70.8	74.0	64.3	72.2	71	75

Location: M2b - Noon-day gun area

Date	Time	Weather	Measurement Noise Level			Baseline Level	Construction Noise Level	Limit Level
			Leq	L10	L90	Leq	Leq	Leq
			Unit: dB(A), (30-min)					
28/12/11	08:57	Fine	74.8	77.2	68.6	67.6	74	75
04/01/12	10:45	Cloudy	70.6	72.1	68.3	67.6	68	75
10/01/12	10:48	Cloudy	68.4	69.6	67.1	67.6	61	75
19/01/12	14:43	Fine	72.7	76.7	67.6	67.6	71	75
26/01/12	17:50	Cloudy	75.4	79.0	68.3	67.6	75	75

Location: M3a - Tung Lo Wan Fire Station

Date	Time	Weather	Measurement Noise Level			Baseline Level	Construction Noise Level	Limit Level
			Leq	L10	L90	Leq	Leq	Leq
			Unit: dB(A), (30-min)					
28/12/11	09:40	Fine	66.8	69.1	64.1	68.8	67	75
04/01/12	11:30	Fine	67.7	70.0	64.6	68.8	68	75
10/01/12	11:28	Cloudy	69.6	71.7	66.2	68.8	62	75
19/01/12	10:45	Fine	68.8	69.2	64.0	68.8	69	75
26/01/12	09:30	Cloudy	68.7	70.7	65.3	68.8	69	75

Location: M4b - Victoria Centre

Date	Time	Weather	Measurement Noise Level			Baseline Noise Level	Construction Noise Level	Limit Level
			Leq	L10	L90	Leq	Leq	Leq
			Unit: dB(A), (30min)					
28/12/11	10:33	Fine	70.2	72.1	67.3	67.3	67	75
04/01/12	13:00	Cloudy	68.3	69.8	66.1	67.3	61	75
10/01/12	13:02	Fine	71.2	72.9	67.6	67.3	69	75
19/01/12	08:15	Fine	69.1	71.6	66.9	67.3	64	75
26/01/12	10:27	Cloudy	66.8	68.2	65.0	67.3	67	75

Location: M5b - City Garden

Date	Time	Weather	Measurement Noise Level			Baseline Level	Construction Noise Level	Limit Level
			Leq	L10	L90	Leq	Leq	Leq
			Unit: dB(A), (30min)					
28/12/11	16:26	Sunny	71.1	74.2	65.8	68.0	68	75
04/01/12	14:29	Cloudy	71.5	73.1	68.4	68.0	69	75
10/01/12	14:32	Fine	69.3	70.6	66.7	68.0	63	75
19/01/12	09:03	Fine	68.3	70.3	65.2	68.0	57	75
27/01/12	08:35	Cloudy	68.5	70.1	66.0	68.0	59	75

Location: M6 - HK baptist Church henrietta Secondary School

Date	Time	Weather	Measurement Noise Level			Baseline Level	Construction Noise Level	Limit Level
			Leq	L10	L90	Leq	Leq	Leq
			Unit: dB(A), (30-min)					
28/12/11	11:30	Fine	73.0	74.4	71.0	70.7	69	70
04/01/12	13:47	Cloudy	73.4	74.8	71.6	70.7	70	70
10/01/12	13:46	Fine	73.0	74.4	71.1	70.7	69	70
19/01/12	09:46	Fine	72.6	74.0	70.4	70.7	68	70
27/01/12	09:08	Cloudy	73.2	74.7	70.8	70.7	70	70

Noise Monitoring Result

Day Time (0700 - 1900hrs on normal weekdays)

Location: M7e - International Finance Centre (Eastern End of Podium)

Date	Time	Weather	Measurement Noise Level			Baseline Level	Construction Noise Level	Limit Level
			Leq	L10	L90	Leq	Leq	Leq
			Unit: dB(A), (30-min)					
28/12/11	13:47	Sunny	74.9	77.4	71.2	66.8	74	75
04/01/12	08:22	Cloudy	74.1	75.1	71.3	66.8	73	75
10/01/12	08:28	Cloudy	74.4	75.4	73.2	66.8	74	75
19/01/12	16:43	Fine	73.1	76.3	72.9	66.8	72	75
27/01/12	17:10	Cloudy	74.2	75.6	72.5	66.8	73	75

Location: M7w - International Finance Centre (Western End of Podium)

Date	Time	Weather	Measurement Noise Level			Baseline Level	Construction Noise Level	Limit Level
			Leq	L10	L90	Leq	Leq	Leq
			Unit: dB(A), (30-min)					
28/12/11	14:30	Sunny	69.7	71.2	67.8	69.4	58	75
04/01/12	08:58	Cloudy	70.2	72.7	67.5	69.4	62	75
10/01/12	09:05	Cloudy	69.2	70.3	67.9	69.4	69	75
19/01/12	18:00	Fine	64.4	66.0	62.2	69.4	64	75
27/01/12	15:31	Cloudy	67.1	68.5	65.3	69.4	67	75

Noise Monitoring Result

Restricted Time (1900 - 2300 hrs on normal weekdays and 0700-2300 on holiday)

Location: M4b - Victoria Centre

Date	Time	Weather	Measurement Noise Level			Average Noise Level	Baseline Noise Level	Construction Noise Level	Limit Level
			Leq	L10	L90	Leq	Leq	Leq	Leq
			Unit: dB(A), (5-min)						
29/12/11	19:36	Fine	66.4	68.3	64.1	65.9	67.0	66	70
	19:41		65.8	67.2	64.1				
	19:46		65.6	66.9	63.9				
05/01/12	21:03	Cloudy	65.3	67.0	63.7	65.0	67.0	65	70
	21:08		64.9	66.4	63.4				
	21:14		64.9	66.5	63.2				
12/01/12	20:17	Cloudy	66.6	68.5	63.7	66.0	67.0	66	70
	20:22		65.5	67.1	63.5				
	20:28		65.8	67.4	63.6				
19/01/12	20:20	Fine	65.7	67.4	63.7	66.1	67.0	66	70
	20:25		65.9	67.4	64.2				
	20:31		66.6	68.9	63.6				
27/01/12	20:03	Cloudy	65.9	67.2	63.6	65.5	67.0	65	70
	20:08		65.5	67.1	63.3				
	20:14		65.0	66.6	63.2				

Location: M5b - City Garden

Date	Time	Weather	Measurement Noise Level			Average Noise Level	Baseline Level	Construction Noise Level	Limit Level
			Leq	L10	L90	Leq	Leq	Leq	Leq
			Unit: dB(A), (5-min)						
29/12/11	20:10	Fine	65.2	67.4	62.2	64.8	67.2	65	70
	20:15		63.7	65.4	61.8				
	20:20		65.2	66.4	62.7				
05/01/12	21:41	Cloudy	64.3	65.8	62.1	64.4	67.2	64	70
	21:46		64.9	67.0	62.0				
	21:52		63.8	65.5	61.7				
12/01/12	20:53	Cloudy	64.5	65.9	62.2	64.3	67.2	64	70
	20:58		63.3	64.8	61.5				
	21:04		64.9	66.2	61.9				
19/01/12	20:51	Fine	65.5	67.1	63.2	65.6	67.2	66	70
	20:56		65.5	66.9	62.9				
	21:02		65.7	67.4	63.3				
27/01/12	20:25	Cloudy	63.8	65.5	61.7	64.2	67.2	64	70
	20:30		64.8	66.1	62.2				
	20:35		63.9	65.3	61.7				

Location: M1a - Harbour Road Sports Center

Date	Time	Weather	Measurement Noise Level			Average Noise Level	Baseline Level	Construction Noise Level	Limit Level
			Leq	L10	L90	Leq	Leq	Leq	Leq
			Unit: dB(A), (5-min)						
28/12/11	22:06	Fine	68.4	70.7	60.3	68.7	71.3	69	70
	22:11		69.3	72.0	63.3				
	22:17		68.4	71.2	62.8				
03/01/12	20:30	Cloudy	69.8	72.9	62.2	69.4	71.3	69	70
	20:35		69.9	73.9	61.2				
	20:40		68.4	71.8	61.3				
10/01/12	20:35	Fine	69.5	71.8	63.2	70.5	71.3	**71**	70
	20:40		71.4	74.5	62.9				
	20:45		70.5	73.4	64.4				
17/01/12	20:06	Fine	69.0	71.4	64.9	69.8	71.3	70	70
	20:11		70.4	73.0	65.1				
	20:16		69.9	72.8	64.1				
26/01/12	20:11	Cloudy	73.0	76.7	65.6	72.6	71.3	67	70
	20:16		73.0	76.1	66.2				
	20:21		71.6	74.2	65.4				

Location: M2b -Noon-day gun area

Date	Time	Weather	Measurement Noise Level			Average Noise Level	Baseline Level	Construction Noise Level	Limit Level
			Leq	L10	L90	Leq	Leq	Leq	Leq
			Unit: dB(A), (5-min)						
28/12/11	21:22	Fine	65.0	66.3	63.5	65.5	65.8	66	70
	21:27		65.1	66.4	63.2				
	21:34		66.4	68.7	64.2				
03/01/12	20:59	Cloudy	68.0	69.7	64.4	67.0	65.8	61	70
	21:04		66.5	68.1	64.4				
	21:09		66.3	68.3	63.7				
10/01/12	21:04	Fine	68.6	69.9	67.0	68.4	65.8	65	70
	21:09		68.4	69.7	66.9				
	21:14		68.2	69.4	66.6				
17/01/12	20:38	Fine	67.8	69.6	65.6	68.0	65.8	64	70
	20:43		68.5	70.8	65.9				
	20:48		67.5	69.4	65.3				
26/01/12	21:00	Cloudy	66.2	67.9	64.0	66.1	65.8	54	70
	21:05		66.3	67.8	64.1				
	21:10		65.7	67.8	63.9				

Location: M3a - Tung Lo Wan Fire Station

Date	Time	Weather	Measurement Noise Level			Average Noise Level	Baseline Level	Construction Noise Level	Limit Level
			Leq	L10	L90	Leq	Leq	Leq	Leq
			Unit: dB(A), (5-min)						
29/12/11	19:08	Fine	65.6	67.6	62.0	65.4	65.5	65	70
	19:13		65.5	67.5	62.8				
	19:18		65.0	67.0	62.3				
05/01/12	20:32	Cloudy	65.1	67.6	61.8	64.9	65.5	65	70
	20:37		65.0	67.5	62.2				
	20:43		64.6	66.7	62.3				
12/01/12	19:45	Cloudy	69.0	70.3	67.5	68.6	65.5	66	70
	19:50		68.7	70.2	67.2				
	19:56		67.9	70.1	63.5				
19/01/12	19:56	Fine	66.0	68.4	62.4	65.8	65.5	54	70
	20:01		65.7	67.7	62.2				
	20:07		65.7	68.3	62.6				
27/01/12	19:35	Cloudy	66.2	69.0	62.9	66.0	65.5	57	70
	19:40		65.2	67.6	62.2				
	19:46		66.6	67.9	62.3				

Noise Monitoring Result

Restricted Time (1900 - 2300 hrs on normal weekdays and 0700-2300 on holiday)

Location: M7e - International Finance Centre (Eastern End of Podium)

Date	Time	Weather	Measurement Noise Level			Average Noise Level	Baseline Level	Construction Noise Level	Limit Level
			Leq	L10	L90	Leq	Leq	Leq	Leq
			Unit: dB(A), (5-min)						
28/12/11	19:37	Fine	69.6	71.9	66.1	68.1	65.0	65	70
	19:43		67.6	68.6	65.9				
	19:49		66.6	67.3	65.8				
03/01/12	19:46	Cloudy	70.4	72.9	69.9	70.4	65.0	69	70
	19:51		70.5	72.9	69.1				
	19:56		70.2	73.2	69.2				
10/01/12	19:39	Fine	69.6	70.1	69.1	69.5	65.0	68	70
	19:44		69.4	69.8	68.9				
	19:49		69.5	69.9	69.0				
17/01/12	19:00	Fine	69.8	71.1	68.2	69.2	65.0	67	70
	19:05		69.1	70.3	67.9				
	19:10		68.7	70.1	67.4				
26/01/12	19:23	Cloudy	62.7	64.2	60.3	63.0	65.0	63	70
	19:28		63.5	66.1	60.3				
	19:33		62.9	65.1	59.9				

Location: M7w - International Finance Centre (Western End of Podium)

Date	Time	Weather	Measurement Noise Level			Average Noise Level	Baseline Level	Construction Noise Level	Limit Level
			Leq	L10	L90	Leq	Leq	Leq	Leq
			Unit: dB(A), (5-min)						
28/12/11	20:05	Fine	66.0	68.1	63.9	65.8	68.0	66	70
	20:10		65.8	67.5	64.0				
	20:16		65.7	67.3	63.8				
03/01/12	19:06	Cloudy	65.1	66.4	63.8	65.1	68.0	65	70
	19:11		64.9	65.9	63.3				
	19:16		65.3	66.2	63.6				
10/01/12	19:15	Fine	65.7	67.6	63.6	65.6	68.0	66	70
	19:20		64.8	66.6	63.1				
	19:25		66.2	67.6	64.4				
17/01/12	19:27	Fine	66.8	67.9	63.8	66.0	68.0	66	70
	19:32		65.2	66.8	62.9				
	19:37		65.9	68.1	63.2				
26/01/12	19:00	Cloudy	63.9	65.6	61.5	63.7	68.0	64	70
	19:05		64.2	65.9	61.6				
	19:10		62.8	64.2	61.3				

Noise Monitoring Result

Day Time (0700 - 1900hrs on normal weekdays)

Location: M1a - Harbour Road Sports Centre

Date	Time	Weather	Measurement Noise Level			Baseline Level	Construction Noise Level	Limit Level
			Leq	L10	L90	Leq	Leq	Leq
			Unit: dB(A), (30-min)					
31/01/12	10:29	Sunny	72.8	75.6	67.4	72	64	75
07/02/12	10:20	Sunny	72.0	74.7	66.8	72	72	75
16/02/12	13:27	Cloudy	72.7	75.1	68.8	72	63	75
21/02/12	13:00	Cloudy	72.8	75.4	68.5	72	64	75

Location: M2b - Noon-day gun area

Date	Time	Weather	Measurement Noise Level			Baseline Level	Construction Noise Level	Limit Level
			Leq	L10	L90	Leq	Leq	Leq
			Unit: dB(A), (30-min)					
31/01/12	11:17	Sunny	70.6	71.5	65.9	68	68	75
07/02/12	11:05	Fine	74.5	80.0	67.8	68	74	75
16/02/12	14:17	Cloudy	71.1	73.9	67.5	68	69	75
21/02/12	14:00	Cloudy	69.9	72.2	67.5	68	66	75

Location: M3a - Tung Lo Wan Fire Station

Date	Time	Weather	Measurement Noise Level			Baseline Level	Construction Noise Level	Limit Level
			Leq	L10	L90	Leq	Leq	Leq
			Unit: dB(A), (30-min)					
31/01/12	14:42	Sunny	66.6	68.8	64.0	69	67	75
07/02/12	15:48	Cloudy	66.9	68.8	64.4	69	67	75
16/02/12	11:03	Cloudy	66.7	68.7	64.1	69	67	75
21/02/12	09:00	Cloudy	67.7	70.4	62.5	69	67	75

Location: M4b - Victoria Centre

Date	Time	Weather	Measurement Noise Level			Baseline Noise Level	Construction Noise Level	Limit Level
			Leq	L10	L90	Leq	Leq	Leq
			Unit: dB(A), (30min)					
31/01/12	15:25	Sunny	70.3	71.5	68.4	67	67	75
07/02/12	15:00	Cloudy	70.8	72.5	68.3	67	68	75
16/02/12	10:14	Cloudy	69.5	71.1	67.8	67	65	75
21/02/12	09:45	Cloudy	71.5	74.3	68.6	67	65	75

Location: M5b - City Garden

Date	Time	Weather	Measurement Noise Level			Baseline Level	Construction Noise Level	Limit Level
			Leq	L10	L90	Leq	Leq	Leq
			Unit: dB(A), (30min)					
31/01/12	17:35	Fine	68.8	70.7	65.8	68	61	75
07/02/12	13:18	Cloudy	72.6	74.1	70.5	68	71	75
16/02/12	08:37	Cloudy	70.4	71.9	68.4	68	67	75
21/02/12	10:30	Cloudy	71.8	72.7	70.0	68	67	75

Location: M6 - HK baptist Church henrietta Secondary School

Date	Time	Weather	Measurement Noise Level			Baseline Level	Construction Noise Level	Limit Level
			Leq	L10	L90	Leq	Leq	Leq
			Unit: dB(A), (30-min)					
31/01/12	16:20	Fine	73.1	74.5	71.5	71	69	70
07/02/12	13:59	Cloudy	73.5	74.8	72.0	71	70	70
16/02/12	09:15	Cloudy	72.1	73.5	70.5	71	67	70
21/02/12	11:11	Cloudy	73.5	74.8	71.9	71	67	70

Noise Monitoring Result

Day Time (0700 - 1900hrs on normal weekdays)

Location: M7e - International Finance Centre (Eastern End of Podium)

Date	Time	Weather	Measurement Noise Level			Baseline Level	Construction Noise Level	Limit Level
			Leq	L10	L90	Leq	Leq	Leq
			Unit: dB(A), (30-min)					
31/01/12	09:35	Fine	76.0	77.5	73.9	67	75	75
07/02/12	08:37	Fine	75.5	77.3	73.7	67	75	75
16/02/12	15:50	Cloudy	75.5	77.0	72.6	67	75	75
21/02/12	15:03	Cloudy	75.0	75.9	74.0	67	74	75

Location: M7w - International Finance Centre (Western End of Podium)

Date	Time	Weather	Measurement Noise Level			Baseline Level	Construction Noise Level	Limit Level
			Leq	L10	L90	Leq	Leq	Leq
			Unit: dB(A), (30-min)					
31/01/12	08:20	Fine	68.9	70.3	66.5	69	69	75
07/02/12	09:22	Fine	70.6	72.6	68.1	69	64	75
16/02/12	15:10	Cloudy	67.1	68.5	64.2	69	67	75
21/02/12	16:42	Cloudy	66.8	68.0	65.2	69	67	75

Graphic Presentation of Noise Monitoring Result
Day Time (0700 - 1900hrs on normal weekdays)

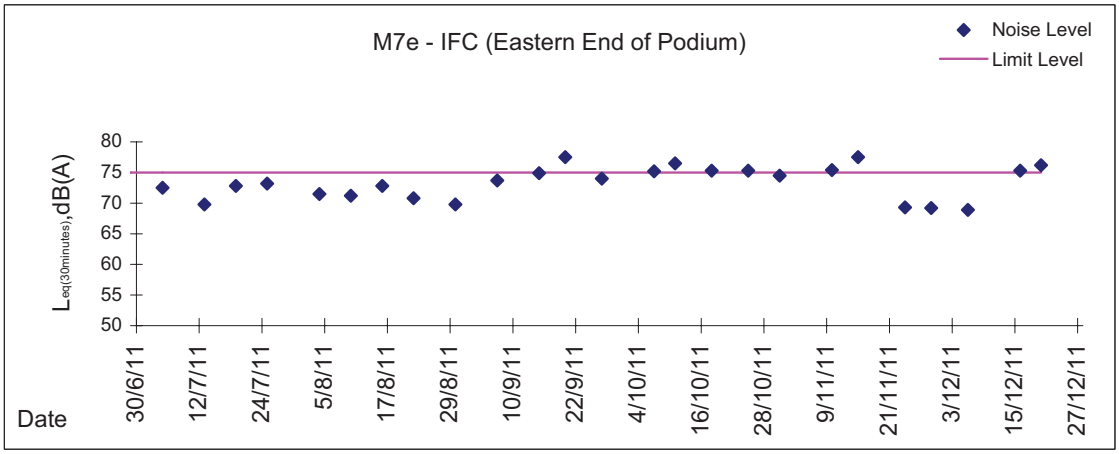

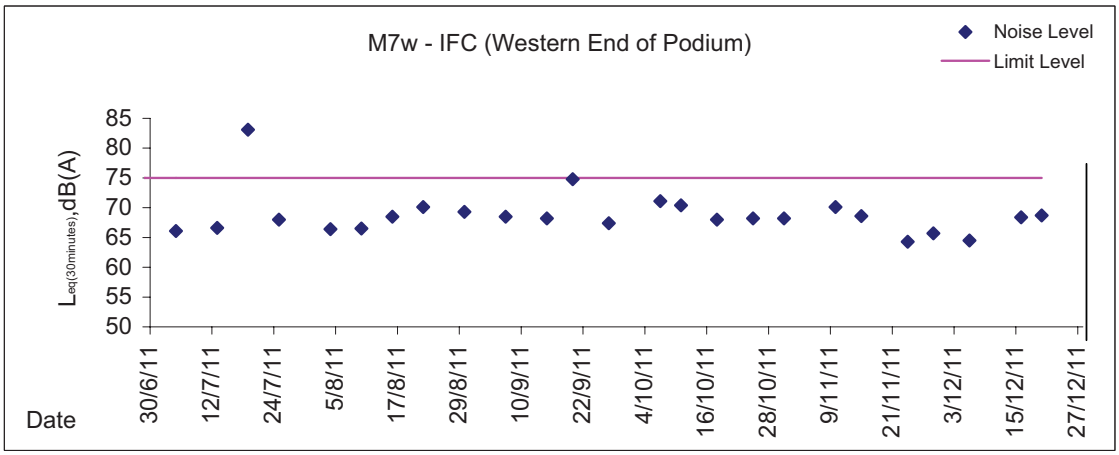

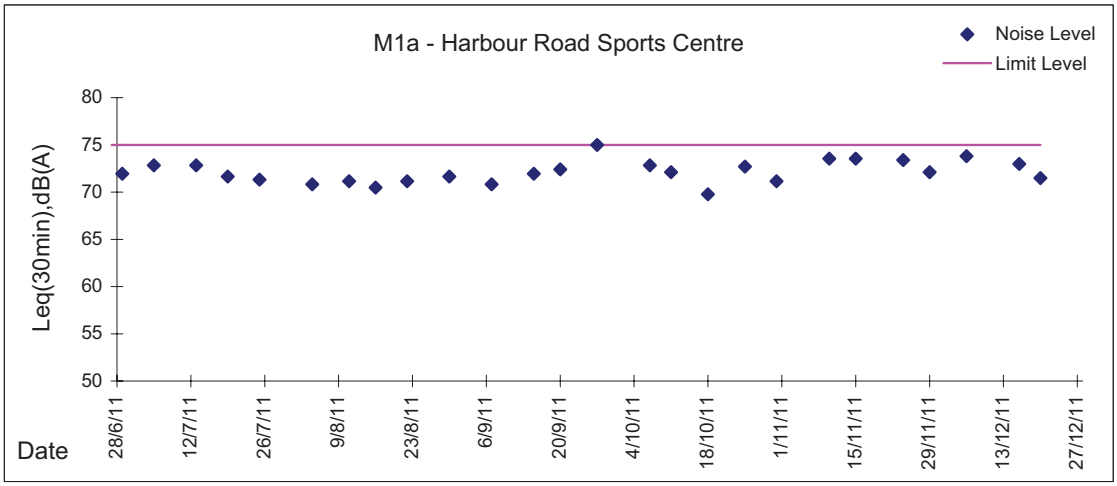

Graphic Presentation of Noise Monitoring Result

Day Time (0700 - 1900hrs on normal weekdays)

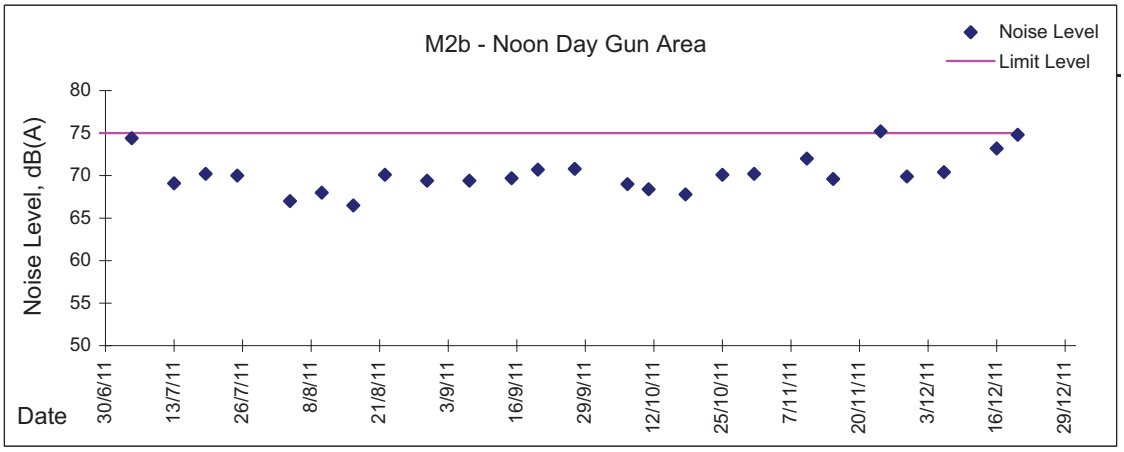

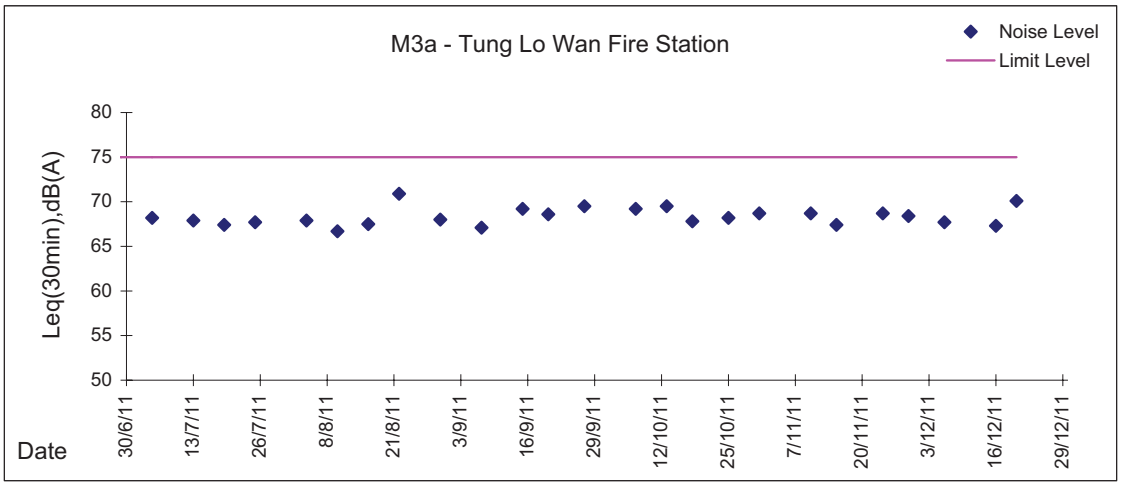

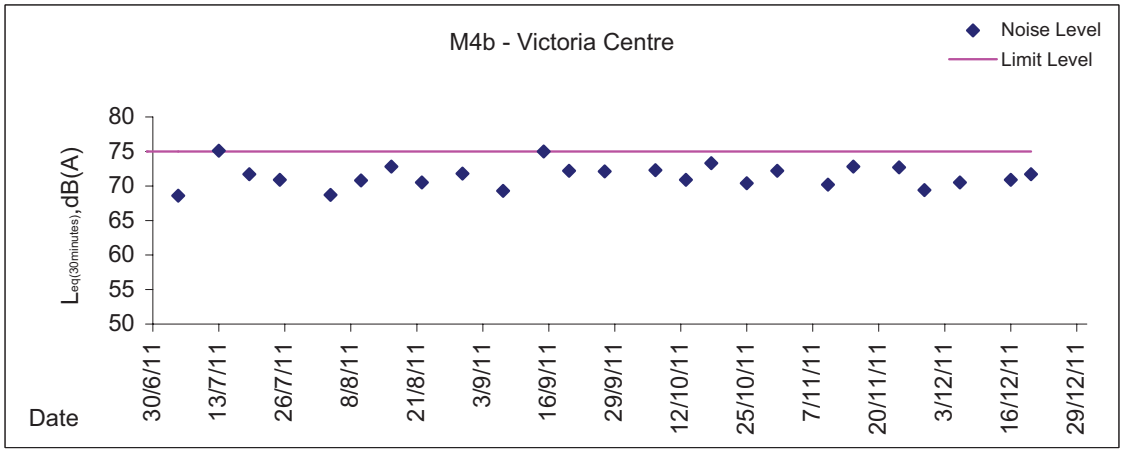

Graphic Presentation of Noise Monitoring Result
Day Time (0700 - 1900hrs on normal weekdays)

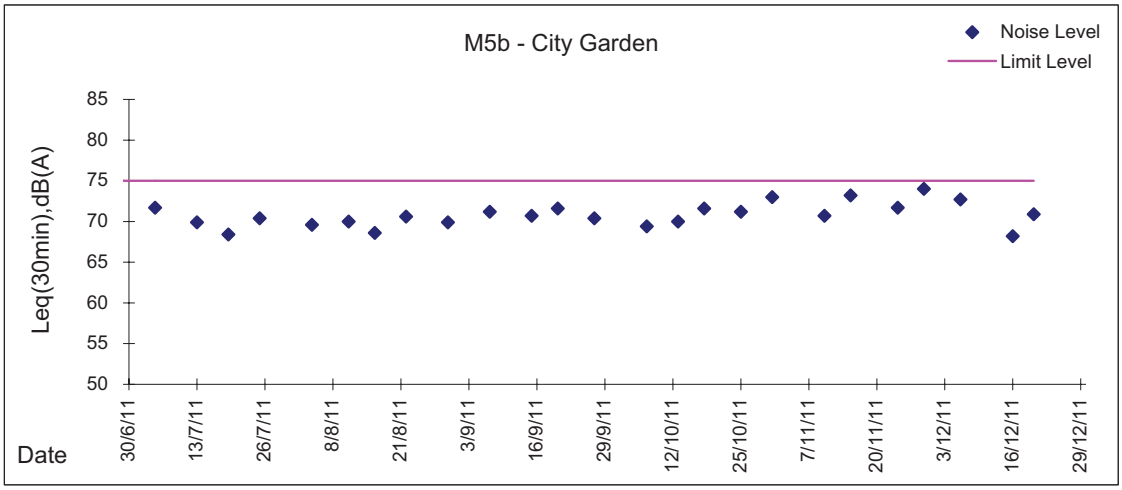

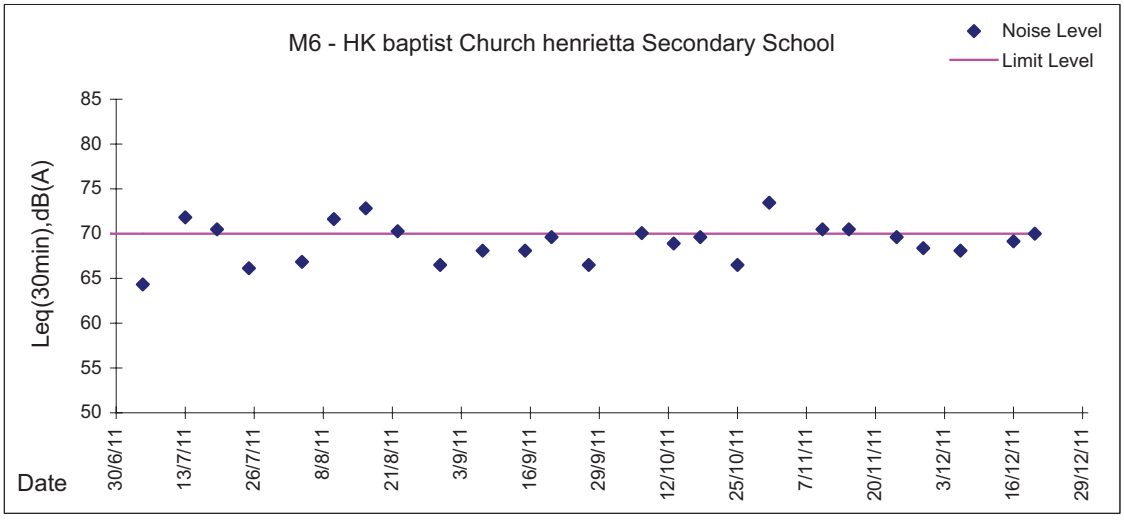

Graphic Presentation of Noise Monitoring Result

Restricted Time (1900 - 2300 hrs on normal weekdays and 0700-2300 on holiday)

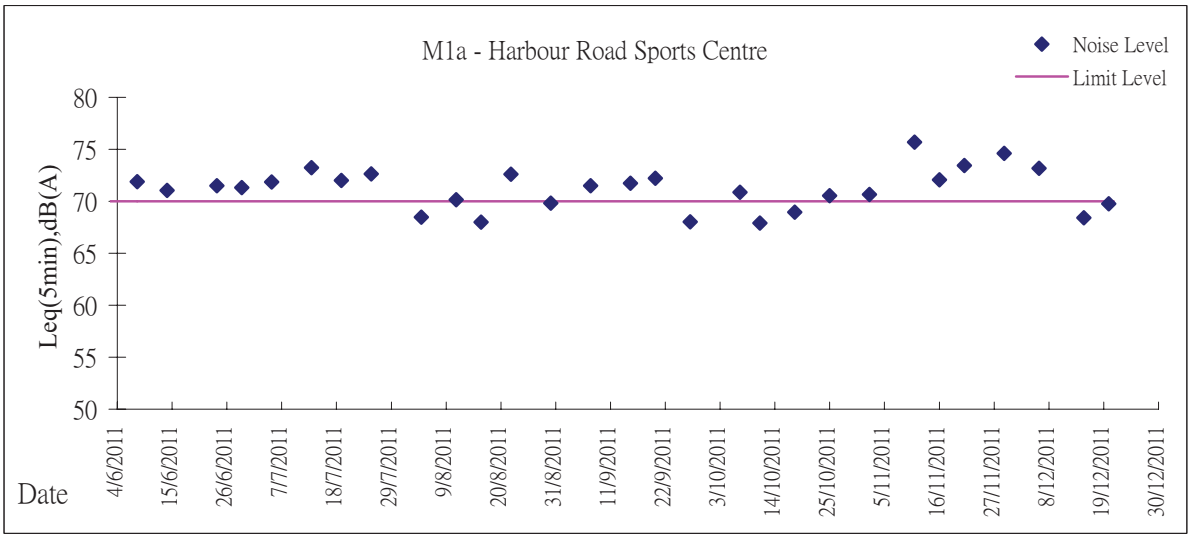

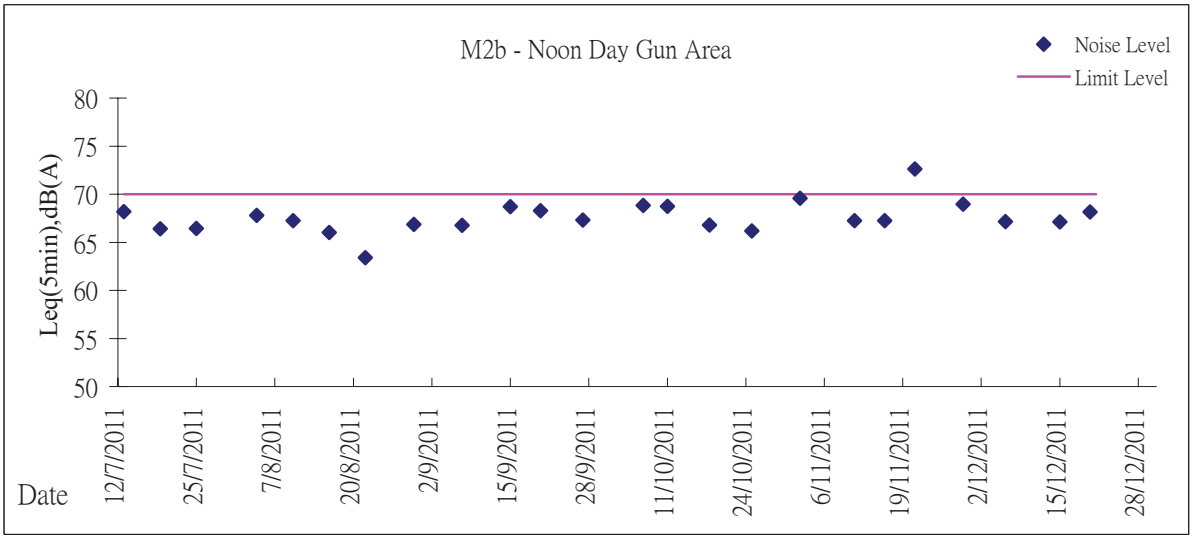

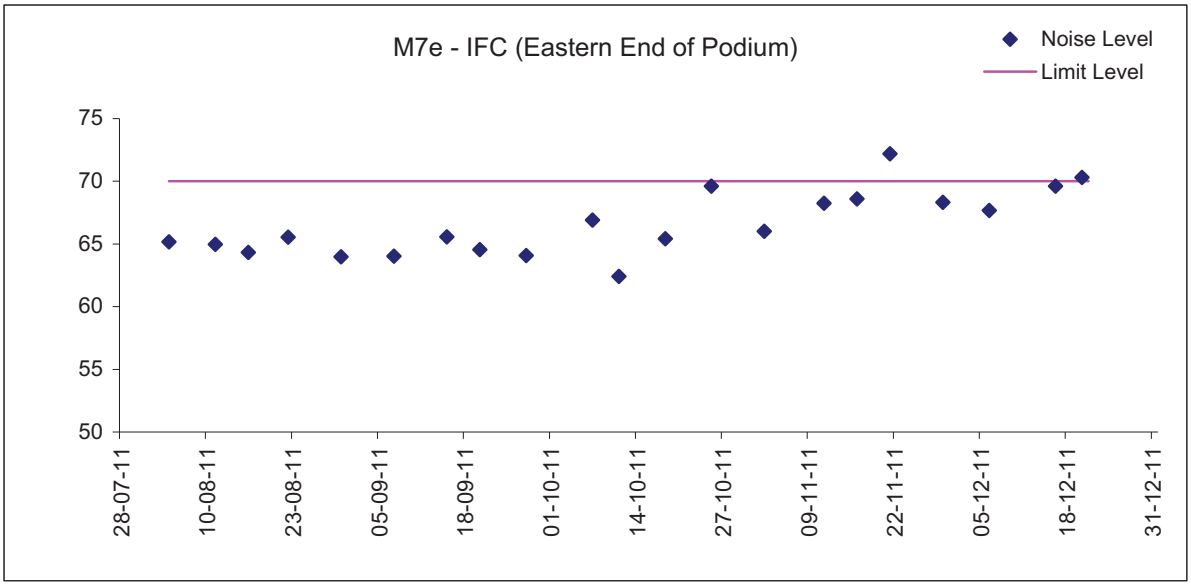
M7e - IFC (Eastern End of Podium)
Noise Level
Limit Level
75
70
65
60
55
50
28-07-11
10-08-11
23-08-11
05-09-11
18-09-11
01-10-11
14-10-11
27-10-11
09-11-11
22-11-11
05-12-11
18-12-11
31-12-11

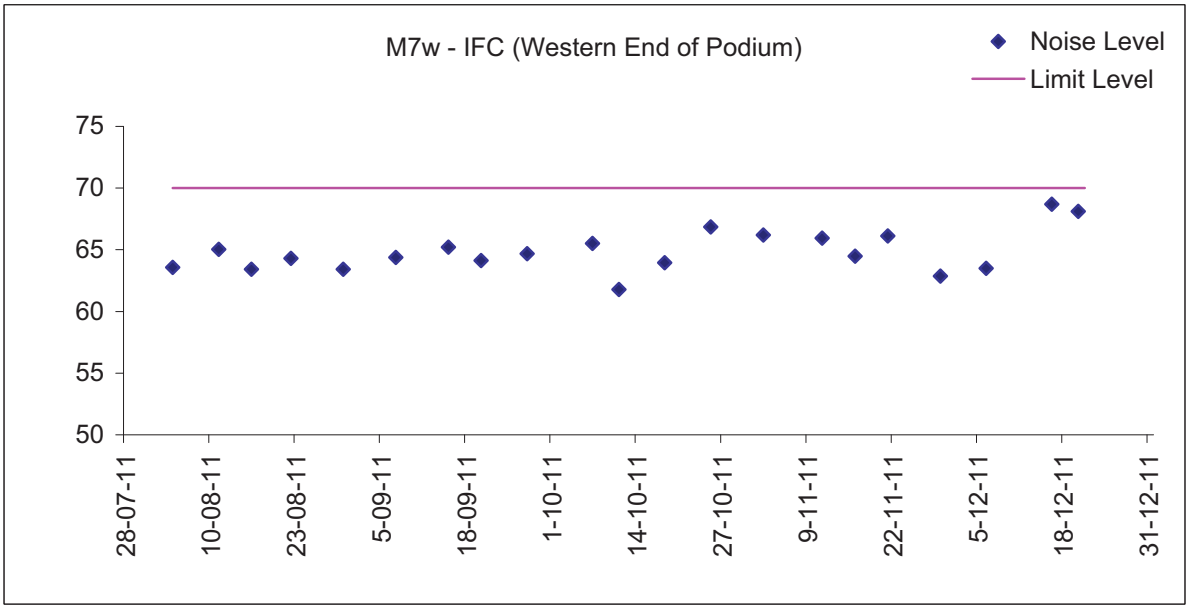
M7w - IFC (Western End of Podium)
Noise Level
Limit Level
75
70
65
60
55
50
28-07-11
10-08-11
23-08-11
5-09-11
18-09-11
1-10-11
14-10-11
27-10-11
9-11-11
22-11-11
5-12-11
18-12-11
31-12-11

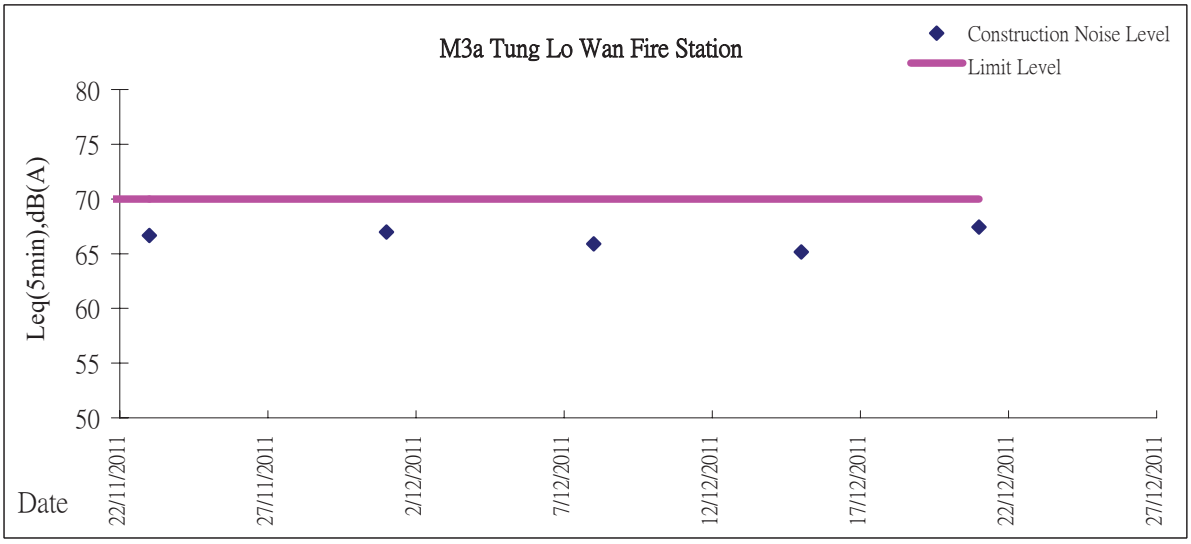
M3a Tung Lo Wan Fire Station
Construction Noise Level
Limit Level
Leq(5min),dB(A)
80
75
70
65
60
55
50
Date
22/11/2011
27/11/2011
2/12/2011
7/12/2011
12/12/2011
17/12/2011
22/12/2011
27/12/2011

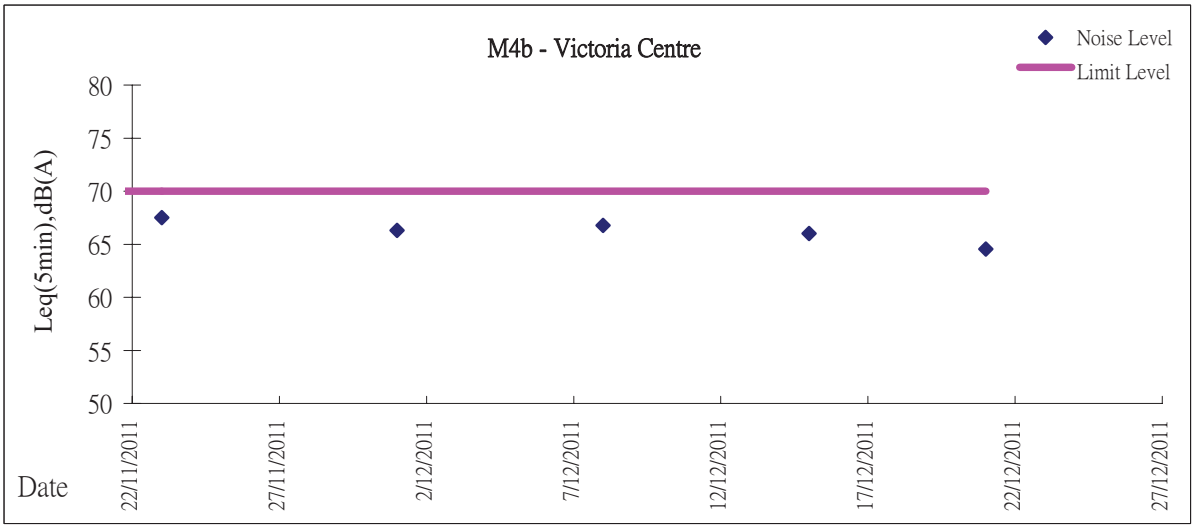
M4b - Victoria Centre
Noise Level
Limit Level
Leq(5min),dB(A)
80
75
70
65
60
55
50
Date
22/11/2011
27/11/2011
2/12/2011
7/12/2011
12/12/2011
17/12/2011
22/12/2011
27/12/2011

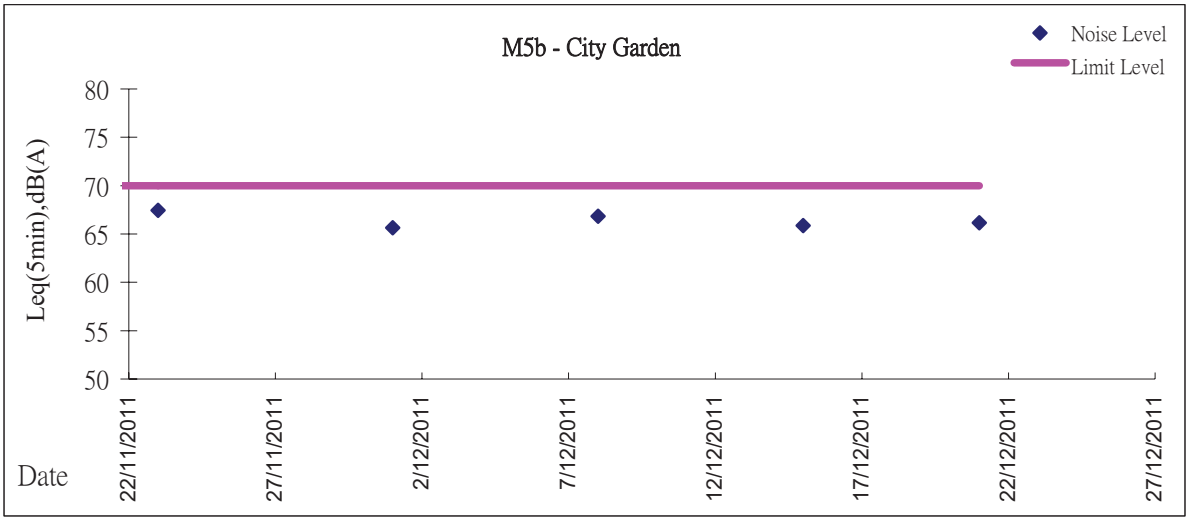
M5b - City Garden
Noise Level
Limit Level
Leq(5min),dB(A)
80
75
70
65
60
55
50
Date
22/11/2011
27/11/2011
2/12/2011
7/12/2011
12/12/2011
17/12/2011
22/12/2011
27/12/2011

Graphic Presentation of Noise Monitoring Result
Day Time (0700 - 1900hrs on normal weekdays)

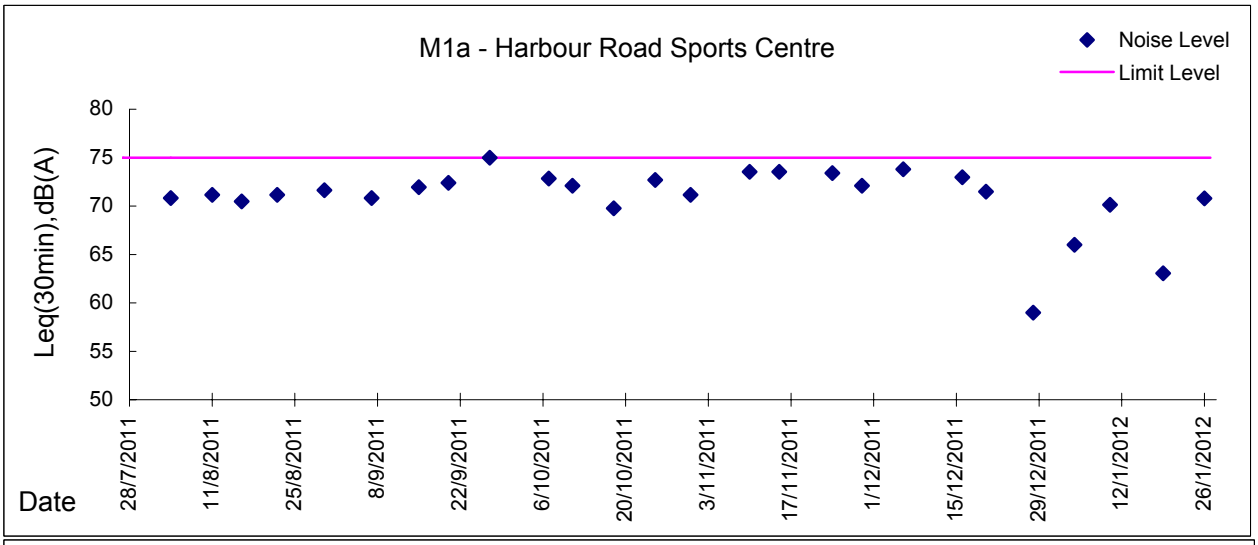

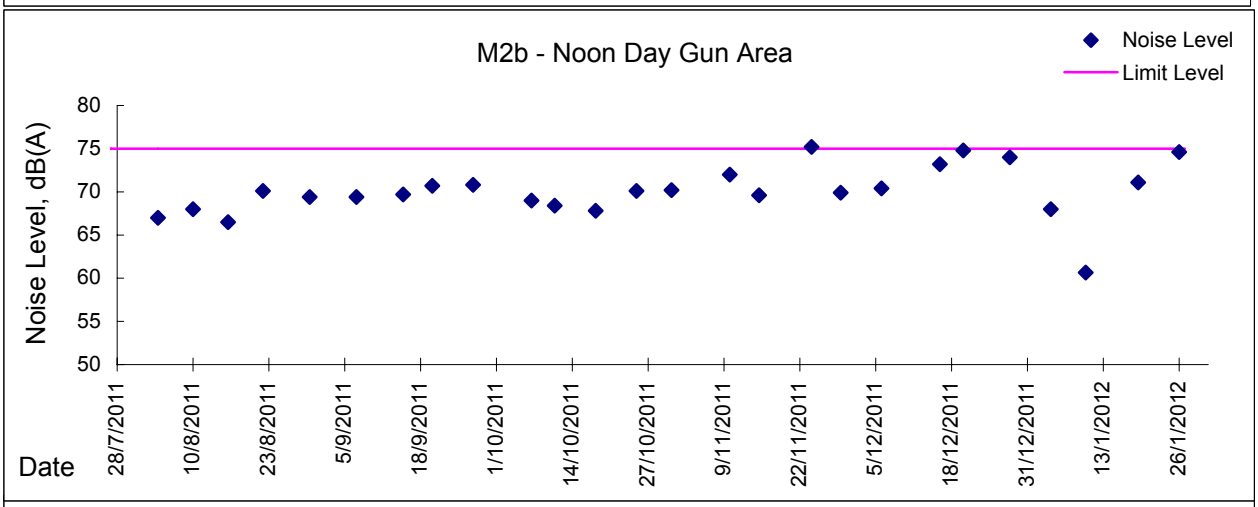

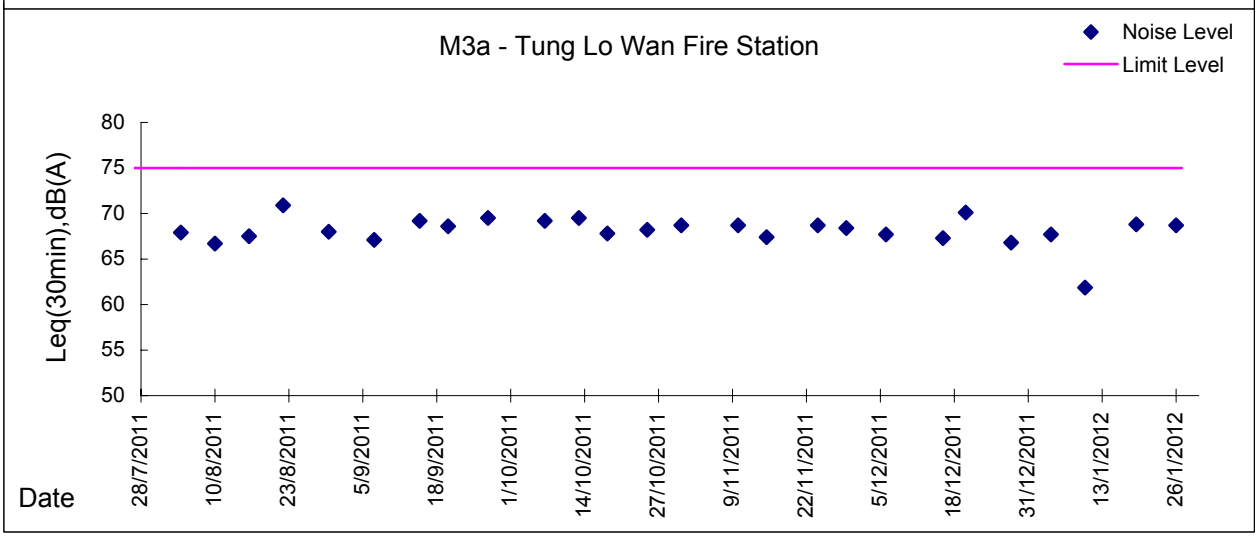

Graphic Presentation of Noise Monitoring Result

Day Time (0700 - 1900hrs on normal weekdays)

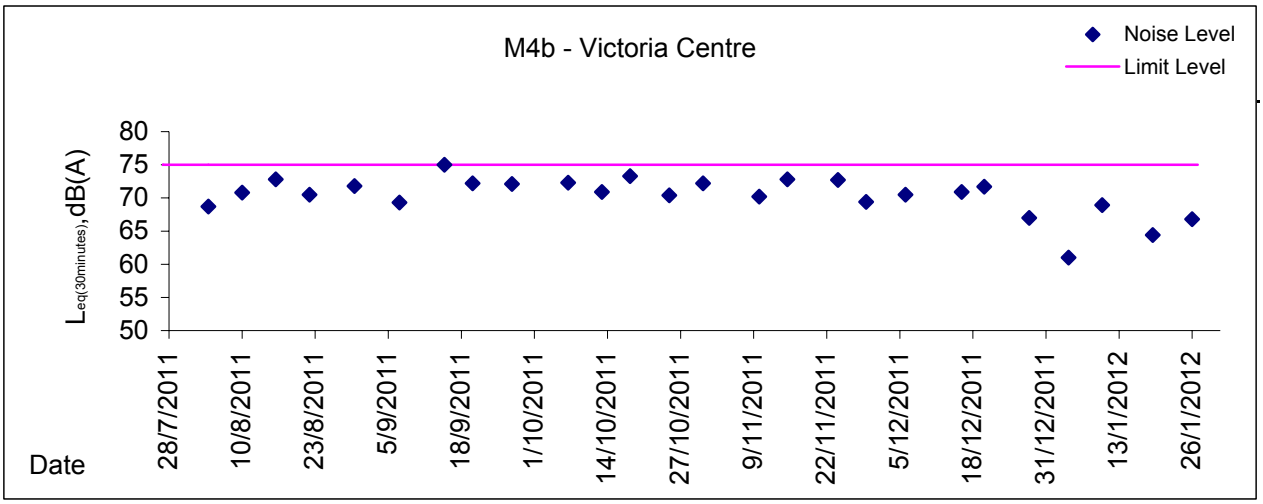

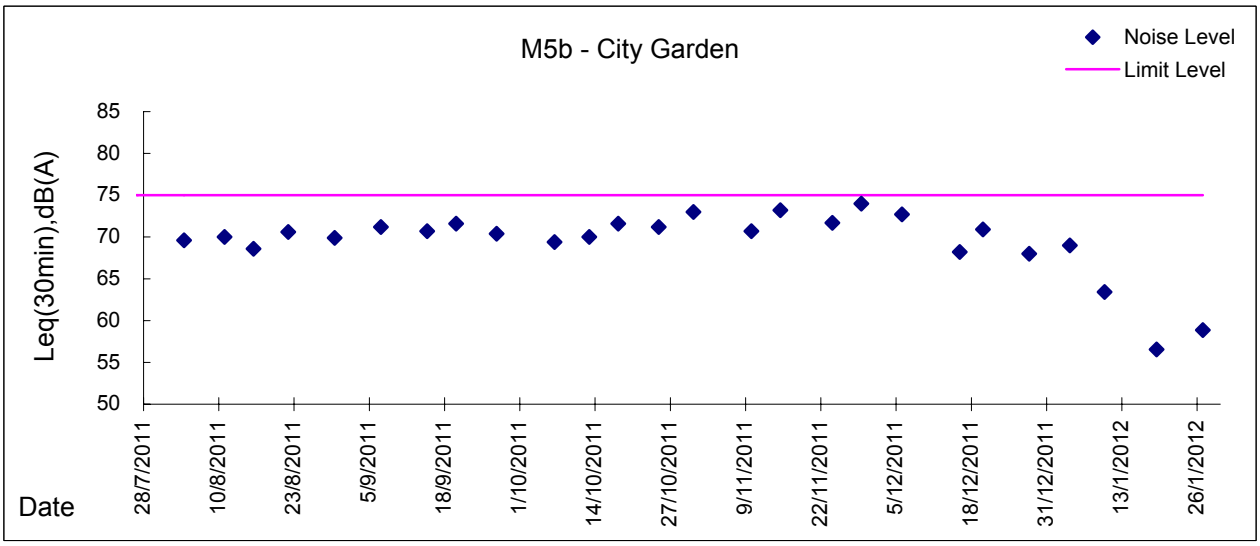

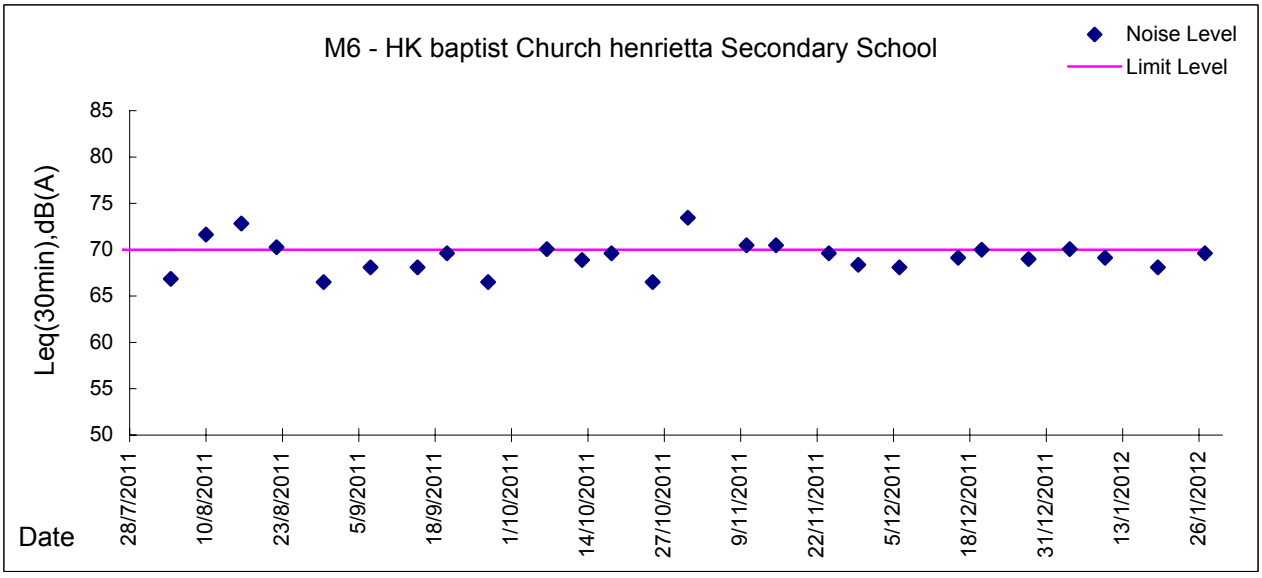

Graphic Presentation of Noise Monitoring Result

Day Time (0700 - 1900hrs on normal weekdays)

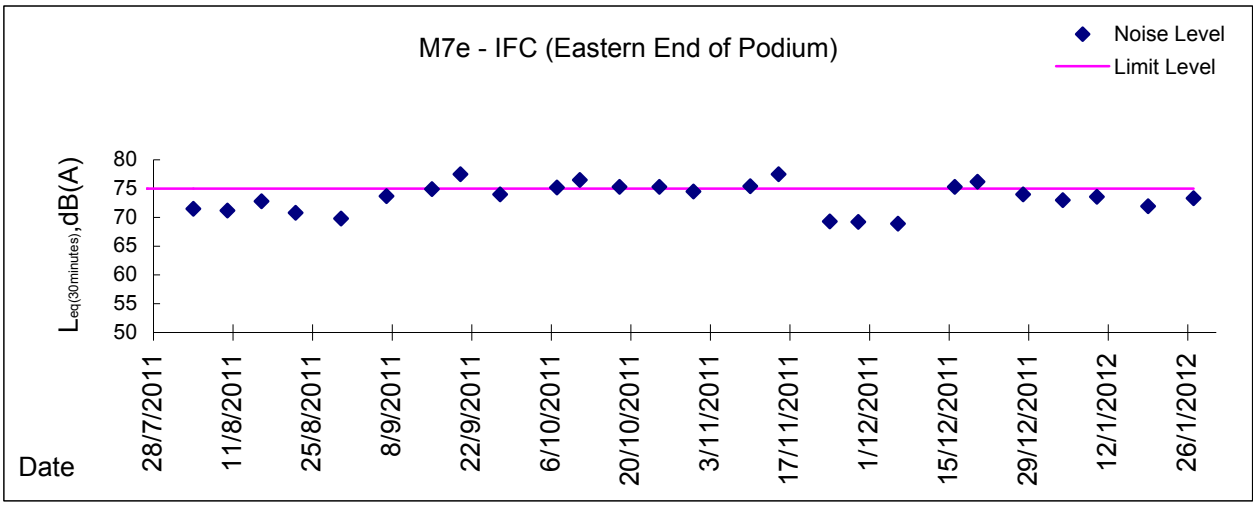

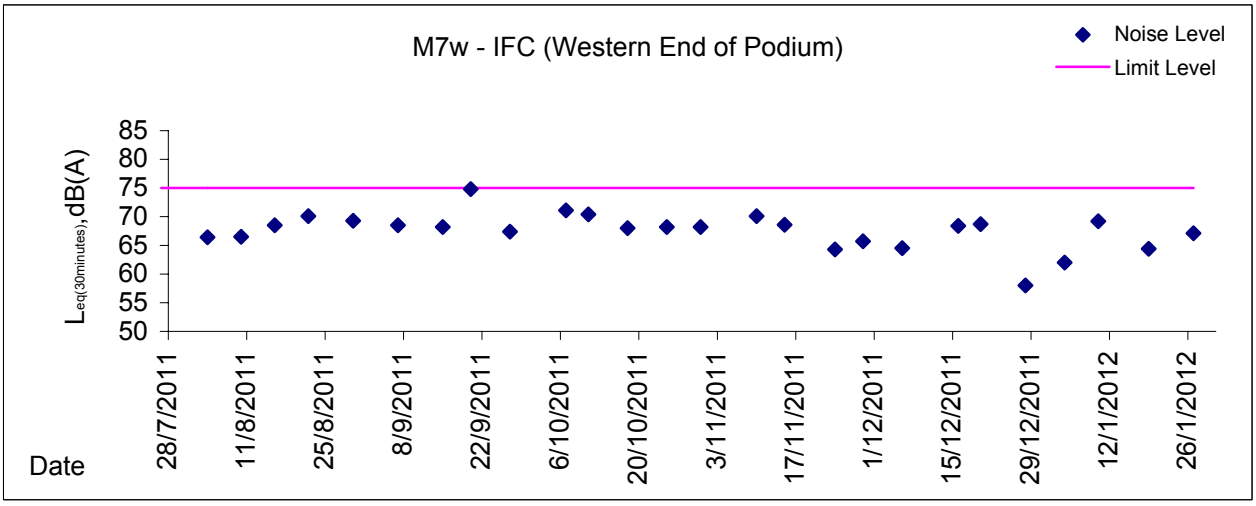

Graphic Presentation of Noise Monitoring Result

Restricted Time (1900 - 2300 hrs on normal weekdays and 0700-2300 on holiday)

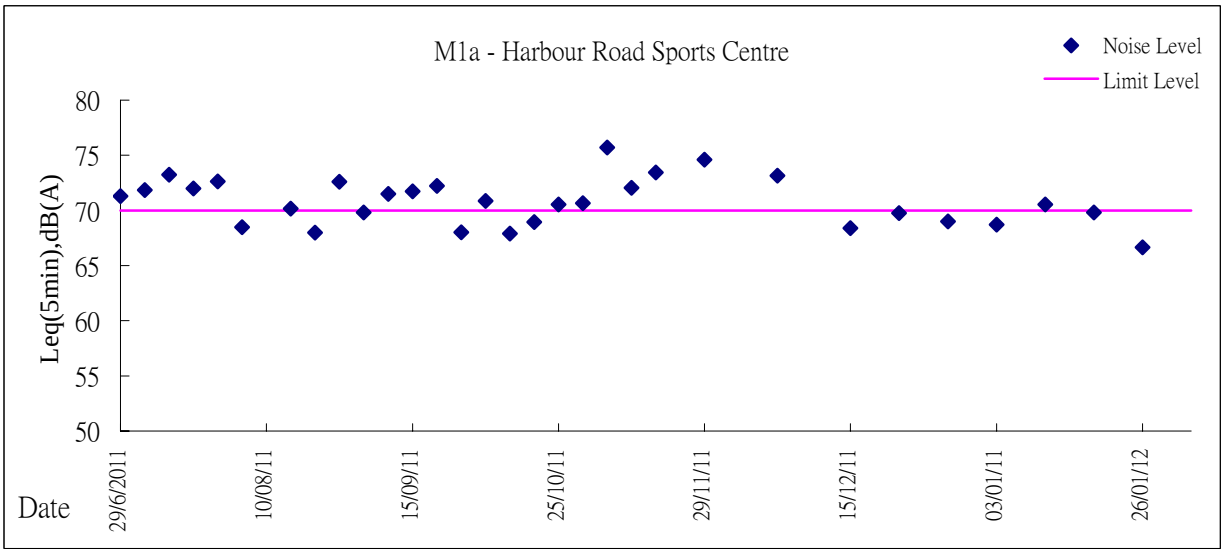

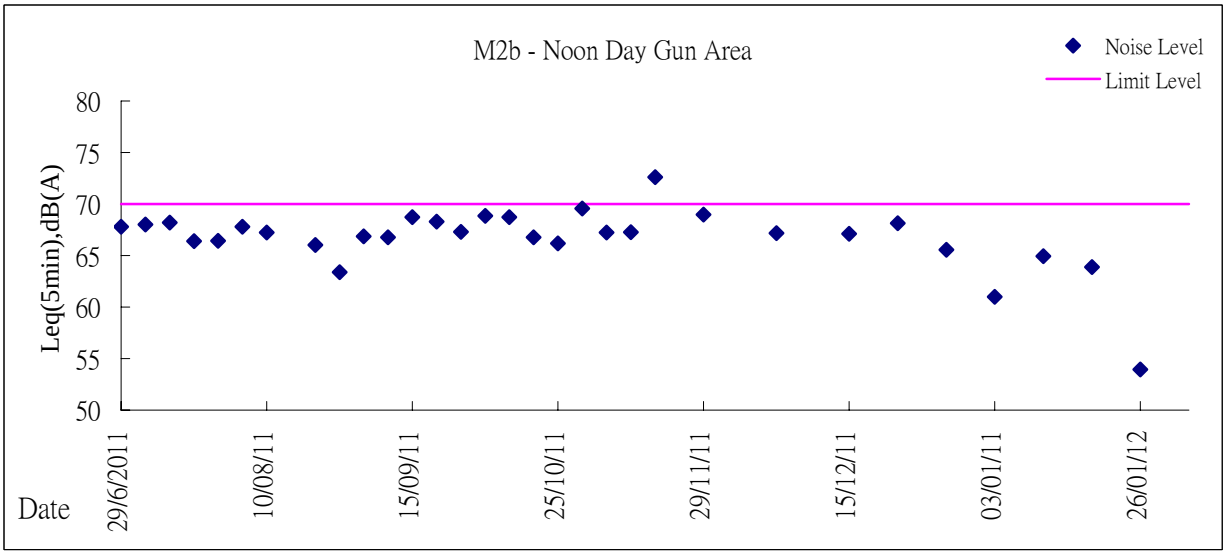

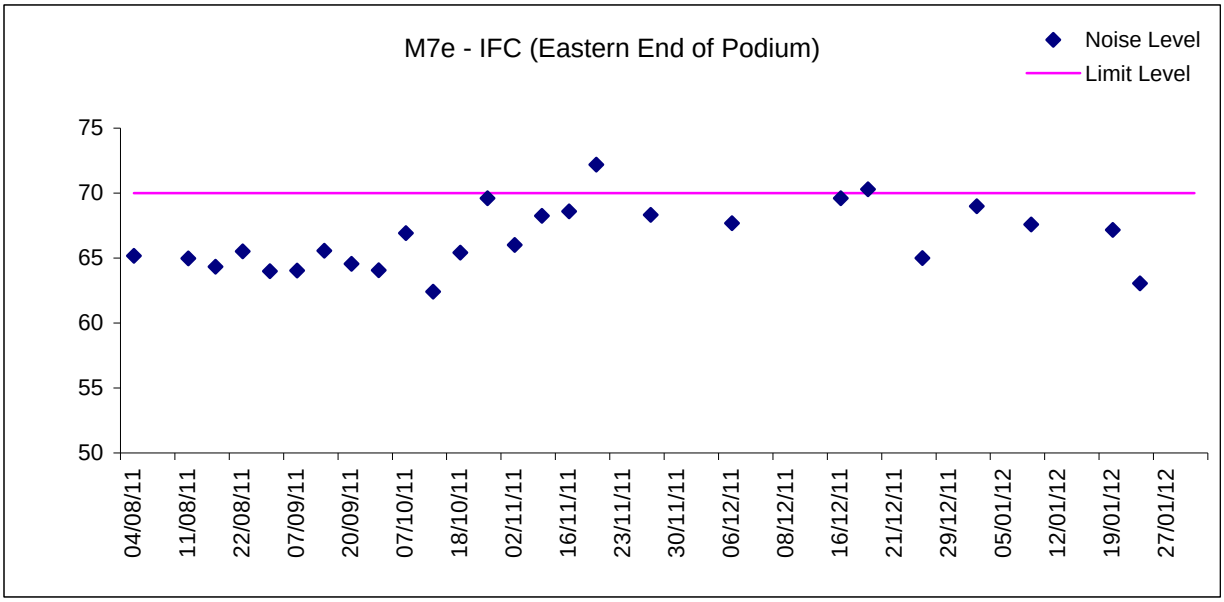
M7e - IFC (Eastern End of Podium)
Noise Level
Limit Level
75
70
65
60
55
50
04/08/11
11/08/11
22/08/11
07/09/11
20/09/11
07/10/11
18/10/11
02/11/11
16/11/11
23/11/11
30/11/11
06/12/11
08/12/11
16/12/11
21/12/11
29/12/11
05/01/12
12/01/12
19/01/12
27/01/12

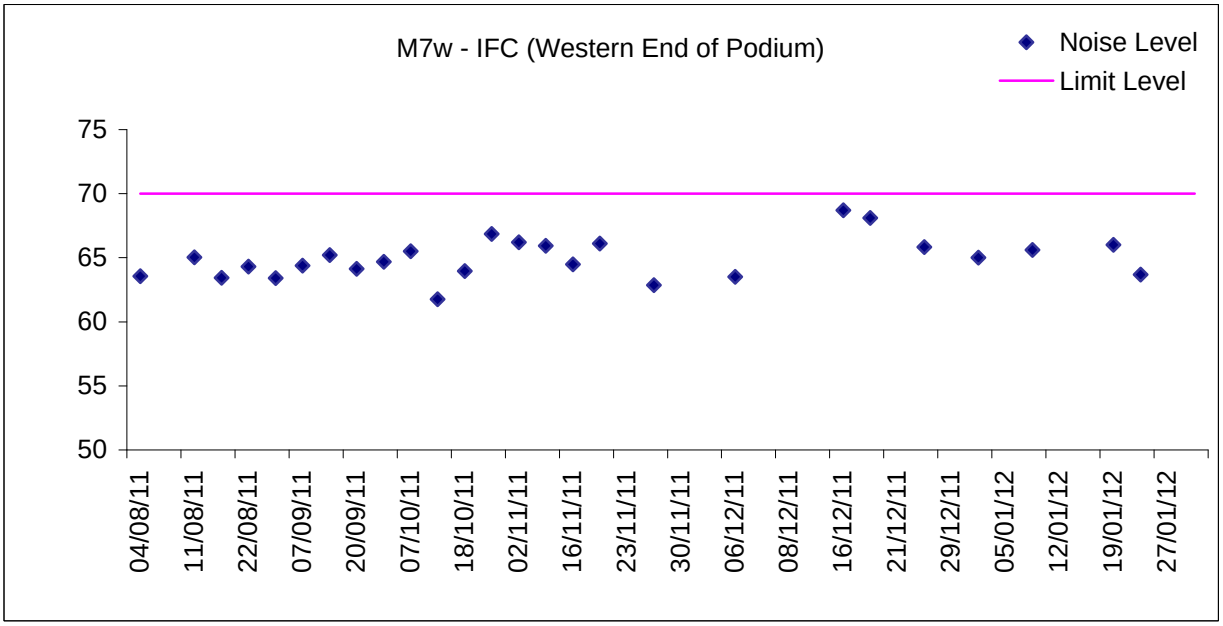
M7w - IFC (Western End of Podium)
Noise Level
Limit Level
75
70
65
60
55
50
04/08/11
11/08/11
22/08/11
07/09/11
20/09/11
07/10/11
18/10/11
02/11/11
16/11/11
23/11/11
30/11/11
06/12/11
08/12/11
16/12/11
21/12/11
29/12/11
05/01/12
12/01/12
19/01/12
27/01/12

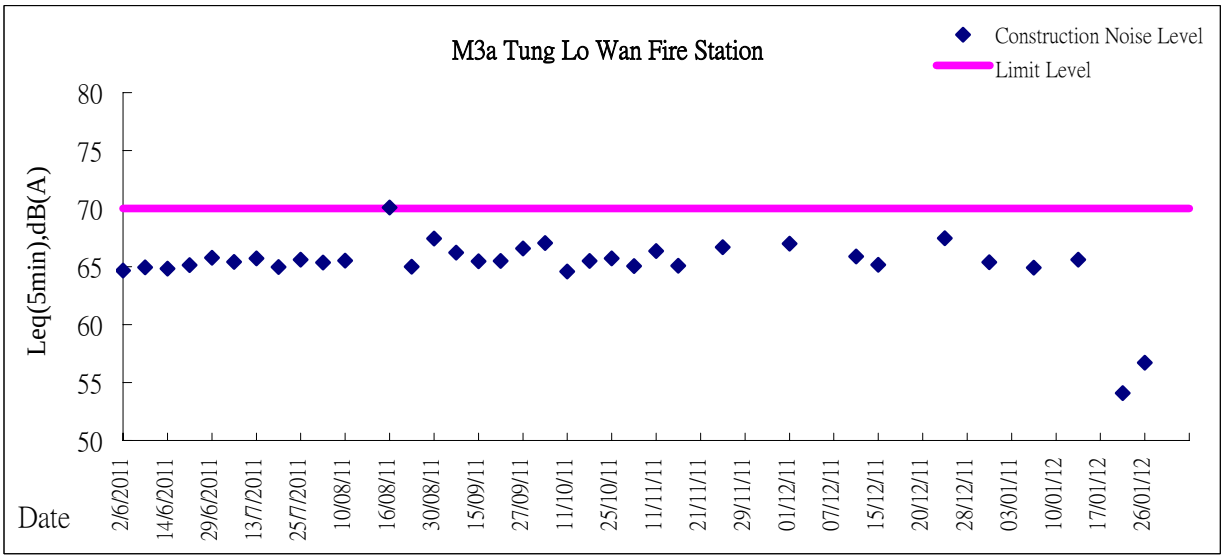
M3a Tung Lo Wan Fire Station
Construction Noise Level
Limit Level
Leq(5min),dB(A)
80
75
70
65
60
55
50
Date
2/6/2011
14/6/2011
29/6/2011
13/7/2011
25/7/2011
10/08/11
16/08/11
30/08/11
15/09/11
27/09/11
11/10/11
25/10/11
11/11/11
21/11/11
29/11/11
01/12/11
07/12/11
15/12/11
20/12/11
28/12/11
03/01/11
10/01/12
17/01/12
26/01/12

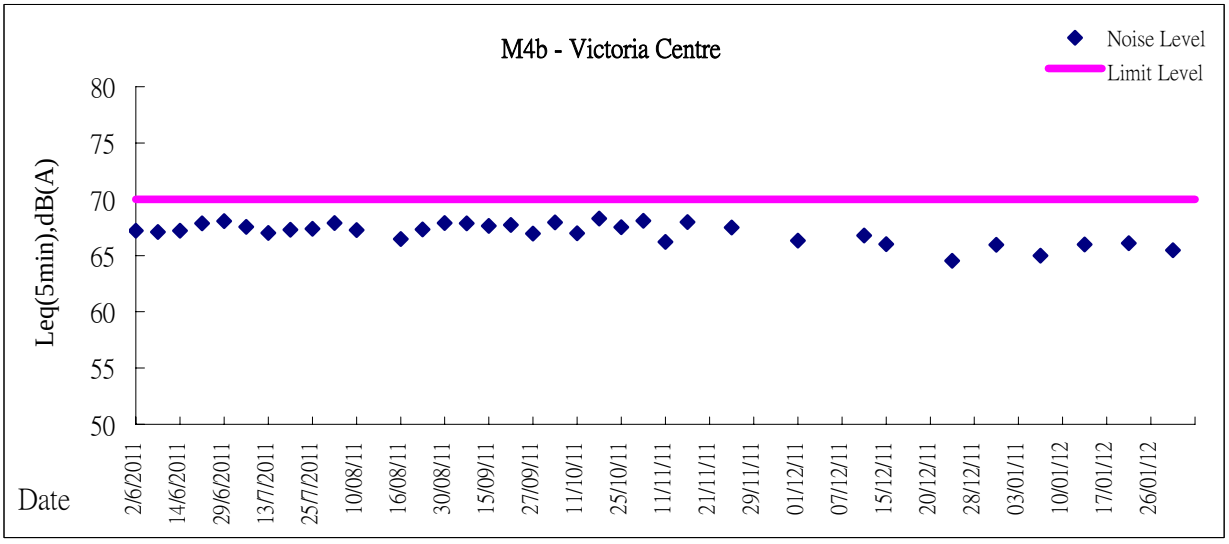
M4b - Victoria Centre
Noise Level
Limit Level
Leq(5min),dB(A)
80
75
70
65
60
55
50
Date
2/6/2011
14/6/2011
29/6/2011
13/7/2011
25/7/2011
10/08/11
16/08/11
30/08/11
15/09/11
27/09/11
11/10/11
25/10/11
11/11/11
21/11/11
29/11/11
01/12/11
07/12/11
15/12/11
20/12/11
28/12/11
03/01/11
10/01/12
17/01/12
26/01/12

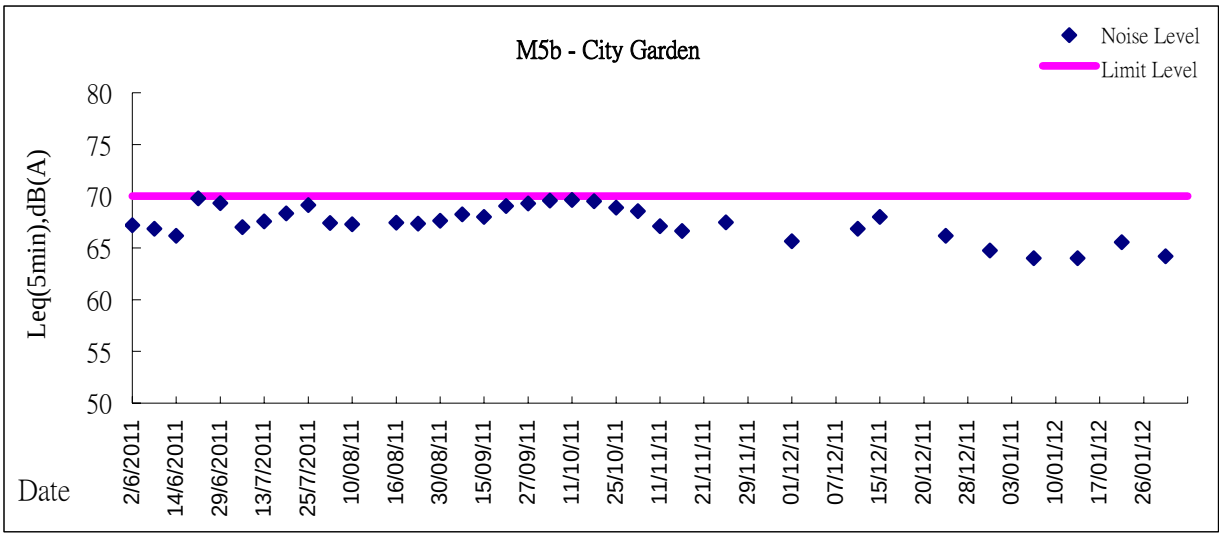
M5b - City Garden
Noise Level
Limit Level
Leq(5min),dB(A)
80
75
70
65
60
55
50
Date
2/6/2011
14/6/2011
29/6/2011
13/7/2011
25/7/2011
10/08/11
16/08/11
30/08/11
15/09/11
27/09/11
11/10/11
25/10/11
11/11/11
21/11/11
29/11/11
01/12/11
07/12/11
15/12/11
20/12/11
28/12/11
03/01/11
10/01/12
17/01/12
26/01/12

Graphic Presentation of Noise Monitoring Result

Day Time (0700 - 1900hrs on normal weekdays)

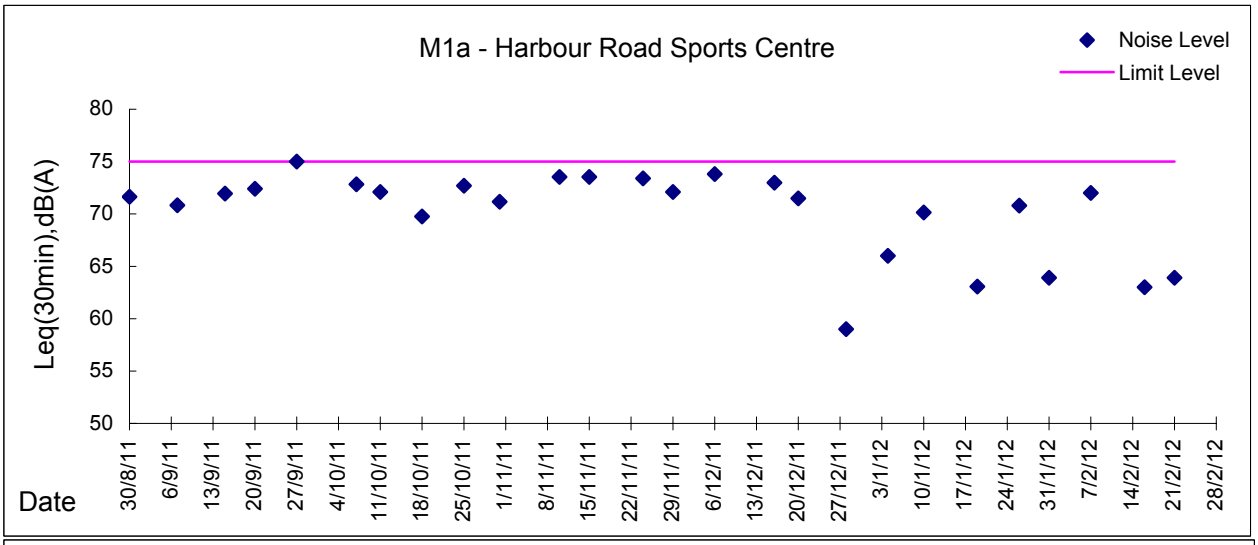

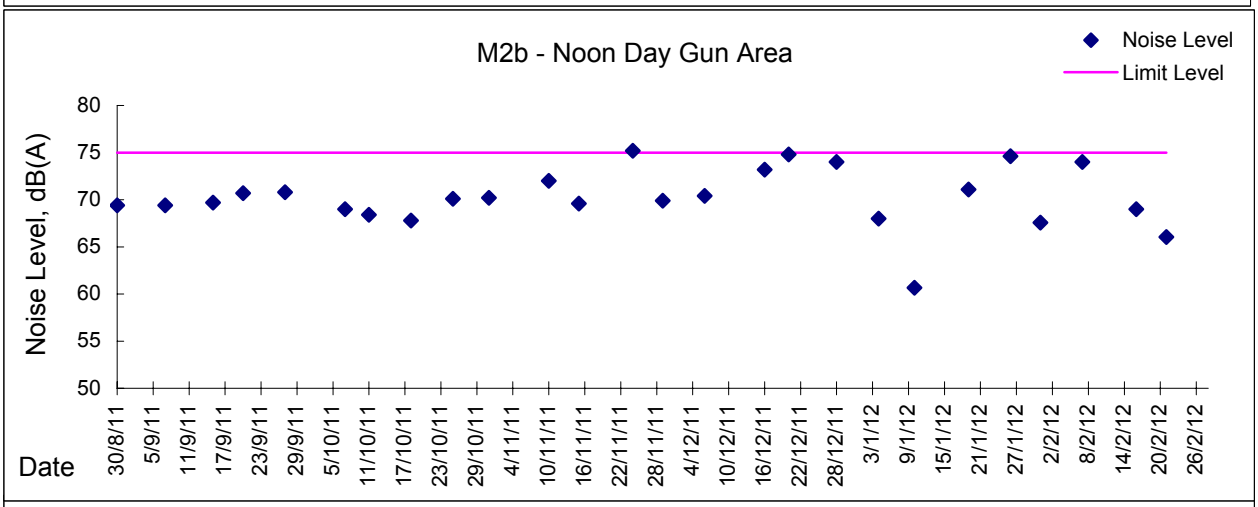

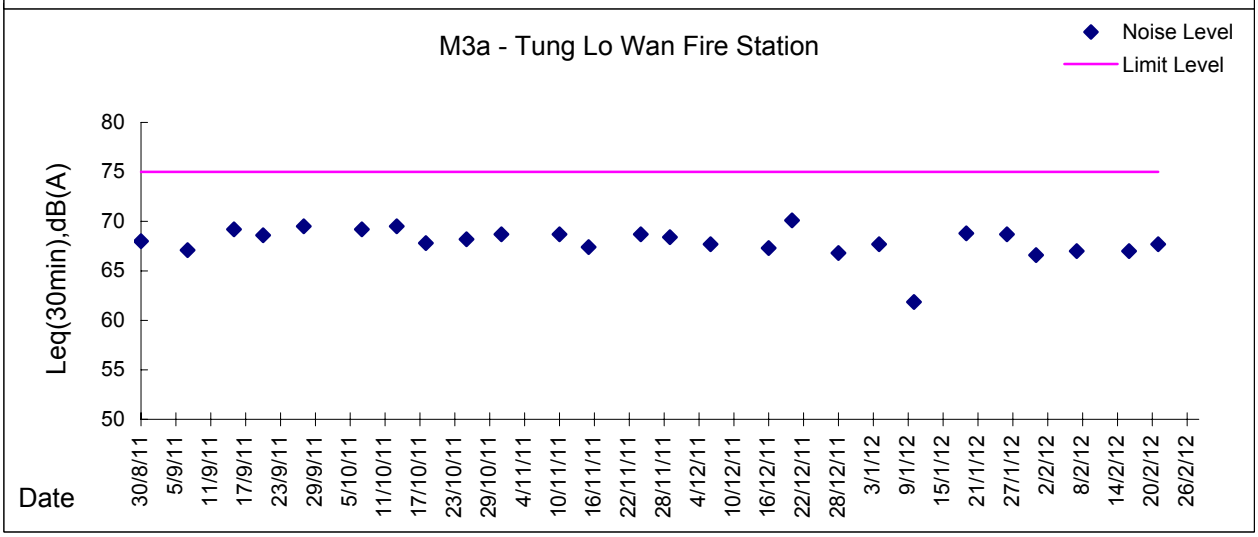

Graphic Presentation of Noise Monitoring Result

Day Time (0700 - 1900hrs on normal weekdays)

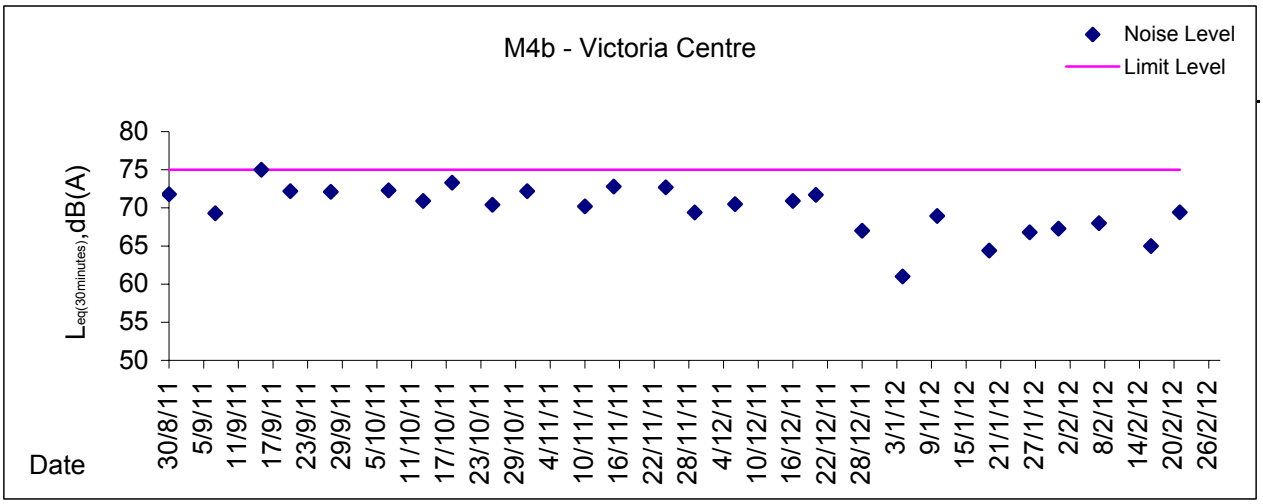

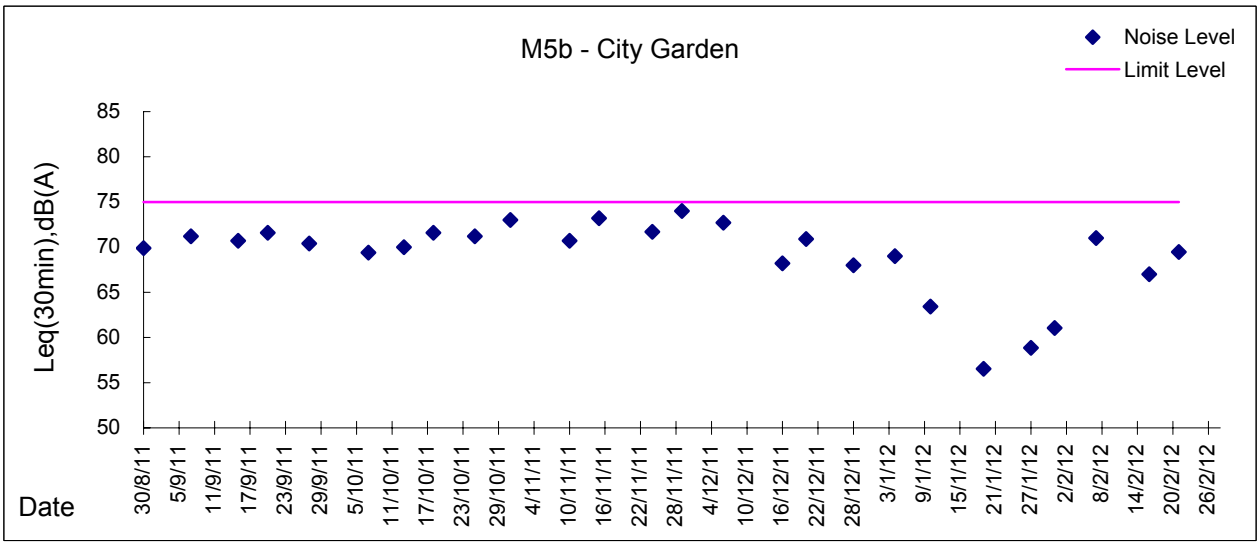

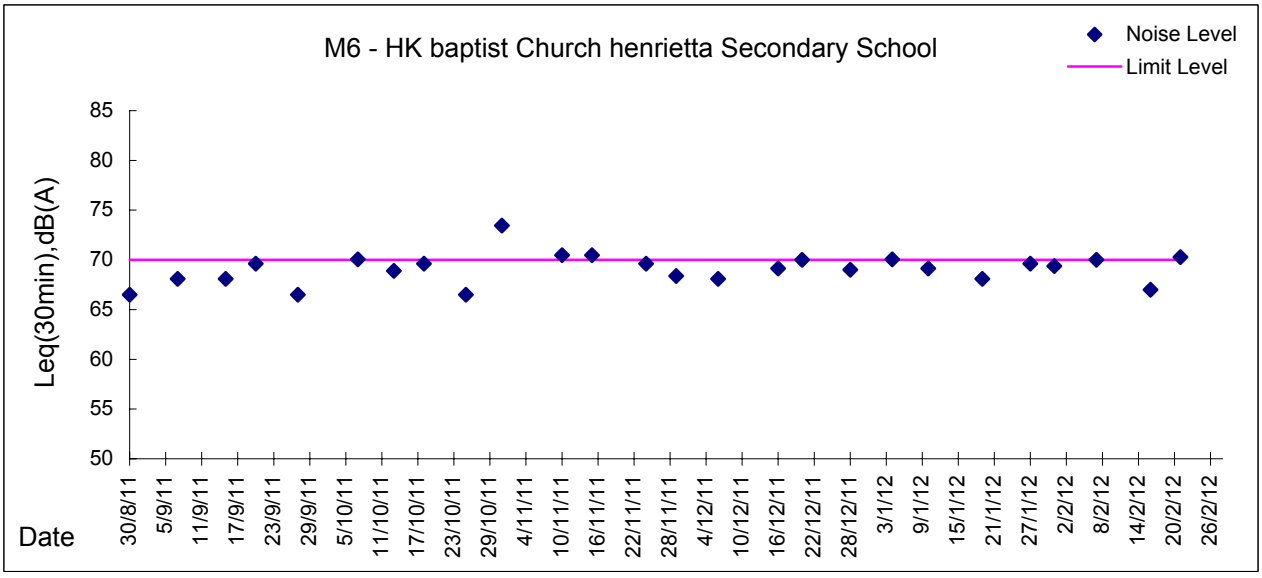

Graphic Presentation of Noise Monitoring Result

Day Time (0700 - 1900hrs on normal weekdays)

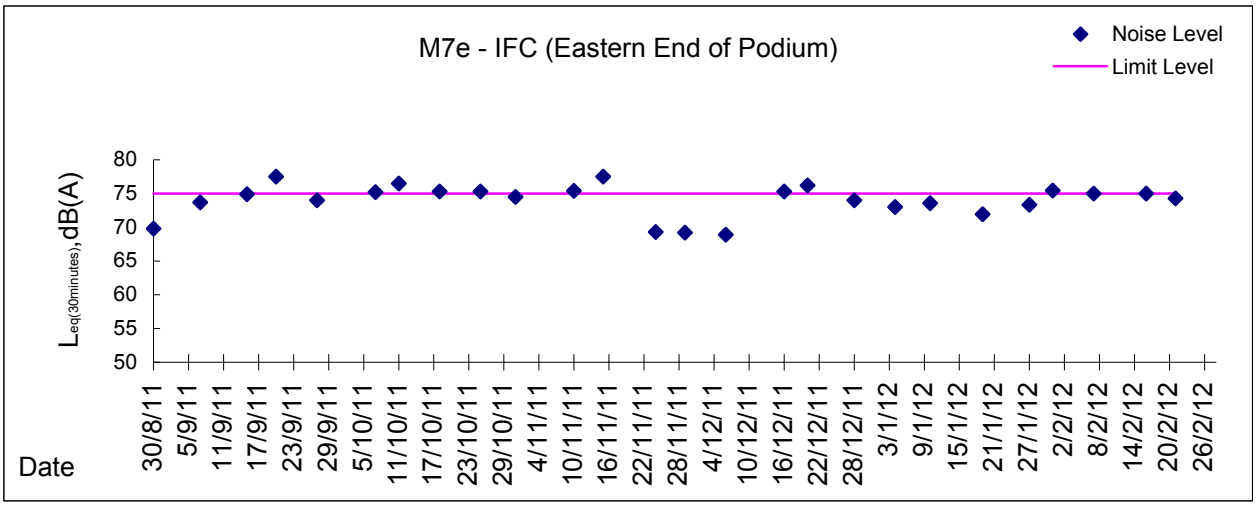

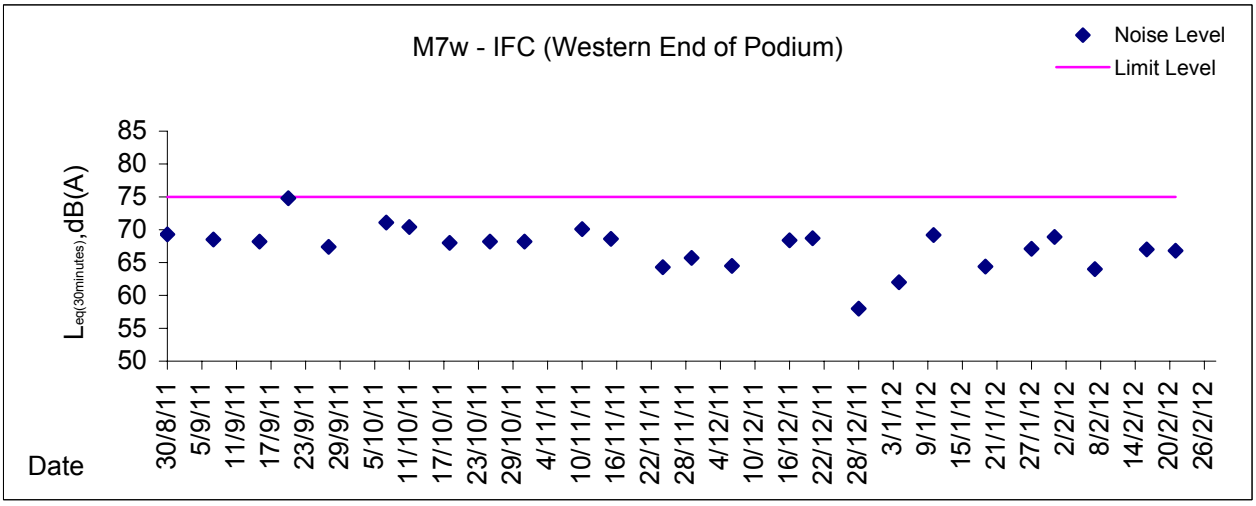

Appendix 4.2

Real Time Noise *Monitoring Results and Graphical Presentations*

Real-time Noise Data RTN1 (FEHD Hong Kong Transport Section Whitefield Depot)

Normal Day 07:00-19:00

28/11/2011 7:01	64.9
28/11/2011 7:31	65.4
28/11/2011 8:01	66.5
28/11/2011 8:31	67.7
28/11/2011 9:01	68.7
28/11/2011 9:31	68.4
28/11/2011 10:01	68.6
28/11/2011 10:31	69.4
28/11/2011 11:01	70.2
28/11/2011 11:31	67.9
28/11/2011 12:01	65.6
28/11/2011 12:31	66.0
28/11/2011 13:01	68.3
28/11/2011 13:31	68.6
28/11/2011 14:01	68.2
28/11/2011 14:31	68.7
28/11/2011 15:01	68.7
28/11/2011 15:31	66.9
28/11/2011 16:01	67.2
28/11/2011 16:31	69.7
28/11/2011 17:01	71.5
28/11/2011 17:31	66.6
28/11/2011 18:01	65.7
28/11/2011 18:31	64.6
29/11/2011 7:01	65.0
29/11/2011 7:31	67.2
29/11/2011 8:01	67.2
29/11/2011 8:31	66.2
29/11/2011 9:01	67.4
29/11/2011 9:31	66.8
29/11/2011 10:01	67.4
29/11/2011 10:31	71.1
29/11/2011 11:01	71.4
29/11/2011 11:31	69.2
29/11/2011 12:01	66.1
29/11/2011 12:31	65.8
29/11/2011 13:01	70.3
29/11/2011 13:31	70.8
29/11/2011 14:01	71.2
29/11/2011 14:31	70.6
29/11/2011 15:01	69.8
29/11/2011 15:31	67.6
29/11/2011 16:01	71.4
29/11/2011 16:31	71.5
29/11/2011 17:01	71.1
29/11/2011 17:31	67.3
29/11/2011 18:01	65.9
29/11/2011 18:31	64.9
30/11/2011 7:01	65.3
30/11/2011 7:31	66.1
30/11/2011 8:01	68.0
30/11/2011 8:31	70.9
30/11/2011 9:01	71.3
30/11/2011 9:31	70.7
30/11/2011 10:01	72.0
30/11/2011 10:31	70.4
30/11/2011 11:01	70.2
30/11/2011 11:31	70.1
30/11/2011 12:01	66.2
30/11/2011 12:31	66.0
30/11/2011 13:01	73.4
30/11/2011 13:31	67.9
30/11/2011 14:01	70.6
30/11/2011 14:31	73.5
30/11/2011 15:01	70.7
30/11/2011 15:31	67.2
30/11/2011 16:01	69.2
30/11/2011 16:31	68.5
30/11/2011 17:01	70.8
30/11/2011 17:31	67.1
30/11/2011 18:01	65.6
30/11/2011 18:31	65.4
1/12/2011 7:01	66.1
1/12/2011 7:31	66.9
1/12/2011 8:01	67.0
1/12/2011 8:31	69.7
1/12/2011 9:01	69.1
1/12/2011 9:31	67.5
1/12/2011 10:01	71.7
1/12/2011 10:31	72.1
1/12/2011 11:01	66.9
1/12/2011 11:31	70.3
1/12/2011 12:01	67.2
1/12/2011 12:31	67.0
1/12/2011 13:01	71.0
1/12/2011 13:31	73.1
1/12/2011 14:01	72.5
1/12/2011 14:31	71.8
1/12/2011 15:01	71.1
1/12/2011 15:31	68.4
1/12/2011 16:01	66.3
1/12/2011 16:31	73.2
1/12/2011 17:01	72.8
1/12/2011 17:31	67.3
1/12/2011 18:01	67.2
1/12/2011 18:31	64.7
2/12/2011 7:01	65.9
2/12/2011 7:31	66.5
2/12/2011 8:01	65.9
2/12/2011 8:31	72.1
2/12/2011 9:01	73.1
2/12/2011 9:31	71.3
2/12/2011 10:01	71.8
2/12/2011 10:31	73.2
2/12/2011 11:01	72.2
2/12/2011 11:31	70.5
2/12/2011 12:01	65.1
2/12/2011 12:31	64.7
2/12/2011 13:01	72.1
2/12/2011 13:31	71.4
2/12/2011 14:01	63.5
2/12/2011 14:31	72.1
2/12/2011 15:01	70.6
2/12/2011 15:31	67.4
2/12/2011 16:01	71.9
2/12/2011 16:31	58.3
2/12/2011 17:01	72.8
2/12/2011 17:31	66.8
2/12/2011 18:01	65.3
2/12/2011 18:31	64.5
3/12/2011 7:01	64.4
3/12/2011 7:31	66.5
3/12/2011 8:01	71.2
3/12/2011 8:31	73.1
3/12/2011 9:01	73.3
3/12/2011 9:31	72.9
3/12/2011 10:01	69.7
3/12/2011 10:31	68.8
3/12/2011 11:01	69.0
3/12/2011 11:31	72.7
3/12/2011 12:01	71.1
3/12/2011 12:31	71.6
3/12/2011 13:01	72.1
3/12/2011 13:31	73.0
3/12/2011 14:01	72.4
3/12/2011 14:31	72.0
3/12/2011 15:01	67.2
3/12/2011 15:31	66.9
3/12/2011 16:01	69.0
3/12/2011 16:31	68.8
3/12/2011 17:01	67.6
3/12/2011 17:31	65.0
3/12/2011 18:01	64.0
3/12/2011 18:31	63.9
5/12/2011 7:01	65.3
5/12/2011 7:31	65.5
5/12/2011 8:01	67.1
5/12/2011 8:31	67.7
5/12/2011 9:01	68.8
5/12/2011 9:31	69.2
5/12/2011 10:01	67.1
5/12/2011 10:31	69.1
5/12/2011 11:01	68.3
5/12/2011 11:31	67.3
5/12/2011 12:01	65.2
5/12/2011 12:31	65.4
5/12/2011 13:01	69.0
5/12/2011 13:31	68.6
5/12/2011 14:01	67.6
5/12/2011 14:31	68.7
5/12/2011 15:01	68.1
5/12/2011 15:31	67.1
5/12/2011 16:01	68.3
5/12/2011 16:31	67.8
5/12/2011 17:01	67.4
5/12/2011 17:31	67.1
5/12/2011 18:01	64.7
5/12/2011 18:31	65.0
6/12/2011 7:01	65.4
6/12/2011 7:31	65.8
6/12/2011 8:01	65.5
6/12/2011 8:31	67.6
6/12/2011 9:01	67.9
6/12/2011 9:31	68.5
6/12/2011 10:01	68.7
6/12/2011 10:31	68.3
6/12/2011 11:01	69.2
6/12/2011 11:31	67.8
6/12/2011 12:01	66.4
6/12/2011 12:31	65.7
6/12/2011 13:01	67.8
6/12/2011 13:31	68.3
6/12/2011 14:01	67.6
6/12/2011 14:31	68.3
6/12/2011 15:01	68.6
6/12/2011 15:31	67.2
6/12/2011 16:01	68.4
6/12/2011 16:31	68.5
6/12/2011 17:01	69.0
6/12/2011 17:31	67.9
6/12/2011 18:01	66.0
6/12/2011 18:31	65.3
7/12/2011 7:01	65.2
7/12/2011 7:31	65.6
7/12/2011 8:01	66.7
7/12/2011 8:31	68.4
7/12/2011 9:01	68.1
7/12/2011 9:31	68.8
7/12/2011 10:01	69.7
7/12/2011 10:31	69.4
7/12/2011 11:01	69.4
7/12/2011 11:31	66.9
7/12/2011 12:01	65.9
7/12/2011 12:31	65.3
7/12/2011 13:01	69.1
7/12/2011 13:31	69.2
7/12/2011 14:01	68.2
7/12/2011 14:31	68.2
7/12/2011 15:01	67.9
7/12/2011 15:31	66.8
7/12/2011 16:01	67.9
7/12/2011 16:31	68.2
7/12/2011 17:01	68.0
7/12/2011 17:31	67.0
7/12/2011 18:01	66.8
7/12/2011 18:31	65.7
8/12/2011 7:01	65.9
8/12/2011 7:31	67.5
8/12/2011 8:01	66.9
8/12/2011 8:31	67.4
8/12/2011 9:01	67.8
8/12/2011 9:31	68.1
8/12/2011 10:01	68.9
8/12/2011 10:31	69.4
8/12/2011 11:01	69.7
8/12/2011 11:31	67.3
8/12/2011 12:01	65.9
8/12/2011 12:31	66.5
8/12/2011 13:01	68.5
8/12/2011 13:31	69.2
8/12/2011 14:01	68.4
8/12/2011 14:31	69.2
8/12/2011 15:01	68.5
8/12/2011 15:31	66.6
8/12/2011 16:01	68.8
8/12/2011 16:31	68.2
8/12/2011 17:01	68.9
8/12/2011 17:31	66.8
8/12/2011 18:01	67.2
8/12/2011 18:31	66.9
9/12/2011 7:01	66.1
9/12/2011 7:31	67.1
9/12/2011 8:01	67.5
9/12/2011 8:31	68.3
9/12/2011 9:01	68.8
9/12/2011 9:31	69.7
9/12/2011 10:01	68.8
9/12/2011 10:31	69.4
9/12/2011 11:01	68.9
9/12/2011 11:31	65.8
9/12/2011 12:01	65.0
9/12/2011 12:31	65.1
9/12/2011 13:01	68.4
9/12/2011 13:31	68.8
9/12/2011 14:01	68.2
9/12/2011 14:31	67.9
9/12/2011 15:01	70.3
9/12/2011 15:31	69.1
9/12/2011 16:01	68.6
9/12/2011 16:31	69.1
9/12/2011 17:01	68.4
9/12/2011 17:31	66.0
9/12/2011 18:01	65.6
9/12/2011 18:31	64.6
10/12/2011 7:01	65.6
10/12/2011 7:31	67.1
10/12/2011 8:01	69.0
10/12/2011 8:31	69.6
10/12/2011 9:01	69.7
10/12/2011 9:31	69.6
10/12/2011 10:01	69.4
10/12/2011 10:31	69.2
10/12/2011 11:01	69.3
10/12/2011 11:31	67.0
10/12/2011 12:01	65.8
10/12/2011 12:31	65.7
10/12/2011 13:01	68.5
10/12/2011 13:31	68.9
10/12/2011 14:01	68.1
10/12/2011 14:31	68.4
10/12/2011 15:01	68.9
10/12/2011 15:31	67.5
10/12/2011 16:01	68.4
10/12/2011 16:31	68.6
10/12/2011 17:01	68.6
10/12/2011 17:31	67.0
10/12/2011 18:01	66.4
10/12/2011 18:31	65.7
12/12/2011 7:01	65.7
12/12/2011 7:31	66.9
12/12/2011 8:01	67.6
12/12/2011 8:31	68.5
12/12/2011 9:01	68.7
12/12/2011 9:31	69.1
12/12/2011 10:01	69.2
12/12/2011 10:31	69.4
12/12/2011 11:01	69.4
12/12/2011 11:31	66.8
12/12/2011 12:01	65.3
12/12/2011 12:31	64.3
12/12/2011 13:01	67.8
12/12/2011 13:31	69.5
12/12/2011 14:01	68.8
12/12/2011 14:31	68.3
12/12/2011 15:01	67.8
12/12/2011 15:31	67.8
12/12/2011 16:01	68.5
12/12/2011 16:31	67.5
12/12/2011 17:01	67.2
12/12/2011 17:31	66.1
12/12/2011 18:01	65.0
12/12/2011 18:31	63.6
13/12/2011 7:01	65.3
13/12/2011 7:31	66.0
13/12/2011 8:01	65.9
13/12/2011 8:31	68.5
13/12/2011 9:01	68.2
13/12/2011 9:31	69.1
13/12/2011 10:01	69.1
13/12/2011 10:31	68.0
13/12/2011 11:01	68.2
13/12/2011 11:31	67.1
13/12/2011 12:01	65.5
13/12/2011 12:31	63.6
13/12/2011 13:01	67.1
13/12/2011 13:31	68.3
13/12/2011 14:01	68.8
13/12/2011 14:31	67.6
13/12/2011 15:01	66.9
13/12/2011 15:31	66.5
13/12/2011 16:01	67.3
13/12/2011 16:31	66.6
13/12/2011 17:01	66.6
13/12/2011 17:31	65.7
13/12/2011 18:01	65.3
13/12/2011 18:31	64.0
14/12/2011 7:01	65.1
14/12/2011 7:31	66.1
14/12/2011 8:01	65.2
14/12/2011 8:31	66.7
14/12/2011 9:01	68.6
14/12/2011 9:31	68.5
14/12/2011 10:01	67.5
14/12/2011 10:31	68.1
14/12/2011 11:01	67.9
14/12/2011 11:31	67.2
14/12/2011 12:01	66.0
14/12/2011 12:31	64.2
14/12/2011 13:01	68.5
14/12/2011 13:31	68.1
14/12/2011 14:01	68.1
14/12/2011 14:31	67.0
14/12/2011 15:01	68.2
14/12/2011 15:31	69.2
14/12/2011 16:01	68.3
14/12/2011 16:31	68.6
14/12/2011 17:01	67.1
14/12/2011 17:31	64.7
14/12/2011 18:01	64.8
14/12/2011 18:31	65.1
15/12/2011 7:01	65.3
15/12/2011 7:31	65.9
15/12/2011 8:01	65.5
15/12/2011 8:31	67.6
15/12/2011 9:01	68.2
15/12/2011 9:31	67.7
15/12/2011 10:01	68.7
15/12/2011 10:31	68.4
15/12/2011 11:01	69.0
15/12/2011 11:31	68.0
15/12/2011 12:01	64.8
15/12/2011 12:31	64.8
15/12/2011 13:01	67.3
15/12/2011 13:31	72.2
15/12/2011 14:01	69.1
15/12/2011 14:31	68.7
15/12/2011 15:01	71.5
15/12/2011 15:31	67.9
15/12/2011 16:01	69.7
15/12/2011 16:31	72.0
15/12/2011 17:01	71.5
15/12/2011 17:31	68.9
15/12/2011 18:01	66.8
15/12/2011 18:31	65.0
16/12/2011 7:01	65.6
16/12/2011 7:31	67.0
16/12/2011 8:01	68.5
16/12/2011 8:31	69.5
16/12/2011 9:01	70.6
16/12/2011 9:31	68.9
16/12/2011 10:01	69.3
16/12/2011 10:31	68.9
16/12/2011 11:01	68.1
16/12/2011 11:31	67.1
16/12/2011 12:01	64.2
16/12/2011 12:31	64.3
16/12/2011 13:01	66.7
16/12/2011 13:31	67.6
16/12/2011 14:01	68.2
16/12/2011 14:31	67.8
16/12/2011 15:01	66.3
16/12/2011 15:31	65.9
16/12/2011 16:01	68.1
16/12/2011 16:31	68.7
16/12/2011 17:01	68.1
16/12/2011 17:31	65.6
16/12/2011 18:01	65.4
16/12/2011 18:31	64.2
17/12/2011 7:01	66.2
17/12/2011 7:31	67.5
17/12/2011 8:01	70.3
17/12/2011 8:31	70.3
17/12/2011 9:01	68.7
17/12/2011 9:31	68.8
17/12/2011 10:01	68.6
17/12/2011 10:31	68.4
17/12/2011 11:01	68.5
17/12/2011 11:31	68.1
17/12/2011 12:01	65.8
17/12/2011 12:31	64.9
17/12/2011 13:01	67.9
17/12/2011 13:31	68.3
17/12/2011 14:01	68.4
17/12/2011 14:31	68.2
17/12/2011 15:01	67.2
17/12/2011 15:31	66.9
17/12/2011 16:01	68.7
17/12/2011 16:31	69.2
17/12/2011 17:01	69.0
17/12/2011 17:31	67.1
17/12/2011 18:01	64.1
17/12/2011 18:31	64.3
19/12/2011 7:01	65.8
19/12/2011 7:31	67.1
19/12/2011 8:01	68.0
19/12/2011 8:31	67.8
19/12/2011 9:01	68.0
19/12/2011 9:31	68.1
19/12/2011 10:01	69.3
19/12/2011 10:31	69.1
19/12/2011 11:01	69.4
19/12/2011 11:31	67.4
19/12/2011 12:01	66.0
19/12/2011 12:31	65.7
19/12/2011 13:01	67.3
19/12/2011 13:31	68.4
19/12/2011 14:01	69.5
19/12/2011 14:31	67.6
19/12/2011 15:01	67.6
19/12/2011 15:31	66.3
19/12/2011 16:01	70.0
19/12/2011 16:31	68.6
19/12/2011 17:01	67.6
19/12/2011 17:31	65.7
19/12/2011 18:01	64.3
19/12/2011 18:31	63.3
20/12/2011 7:01	65.5
20/12/2011 7:31	67.0
20/12/2011 8:01	66.3
20/12/2011 8:31	67.0
20/12/2011 9:01	68.7
20/12/2011 9:31	68.3
20/12/2011 10:01	68.6
20/12/2011 10:31	67.9
20/12/2011 11:01	68.3
20/12/2011 11:31	66.4
20/12/2011 12:01	64.4
20/12/2011 12:31	65.4
20/12/2011 13:01	68.0
20/12/2011 13:31	69.5
20/12/2011 14:01	68.0
20/12/2011 14:31	67.5
20/12/2011 15:01	68.6
20/12/2011 15:31	66.7
20/12/2011 16:01	69.0
20/12/2011 16:31	69.2
20/12/2011 17:01	68.4
20/12/2011 17:31	66.4
20/12/2011 18:01	65.6
20/12/2011 18:31	64.7
21/12/2011 7:01	66.2
21/12/2011 7:31	67.2
21/12/2011 8:01	68.7
21/12/2011 8:31	68.9
21/12/2011 9:01	68.9
21/12/2011 9:31	68.7
21/12/2011 10:01	67.6
21/12/2011 10:31	68.0
21/12/2011 11:01	71.0
21/12/2011 11:31	70.2
21/12/2011 12:01	64.1
21/12/2011 12:31	64.6
21/12/2011 13:01	67.4
21/12/2011 13:31	67.1
21/12/2011 14:01	67.6
21/12/2011 14:31	66.6
21/12/2011 15:01	66.8
21/12/2011 15:31	66.3
21/12/2011 16:01	68.0
21/12/2011 16:31	68.2
21/12/2011 17:01	69.1
21/12/2011 17:31	67.1
21/12/2011 18:01	65.4
21/12/2011 18:31	64.6
22/12/2011 7:01	65.9
22/12/2011 7:31	67.3
22/12/2011 8:01	67.2
22/12/2011 8:31	68.0
22/12/2011 9:01	72.0
22/12/2011 9:31	67.6
22/12/2011 10:01	67.2
22/12/2011 10:31	67.3
22/12/2011 11:01	68.0
22/12/2011 11:31	67.9
22/12/2011 12:01	65.4
22/12/2011 12:31	65.5
22/12/2011 13:01	68.9
22/12/2011 13:31	68.4
22/12/2011 14:01	67.5
22/12/2011 14:31	66.4
22/12/2011 15:01	67.6
22/12/2011 15:31	66.4
22/12/2011 16:01	66.3
22/12/2011 16:31	65.3
22/12/2011 17:01	65.7
22/12/2011 17:31	64.6
22/12/2011 18:01	64.6
22/12/2011 18:31	64.2
23/12/2011 7:01	65.6
23/12/2011 7:31	67.3
23/12/2011 8:01	66.7
23/12/2011 8:31	66.7
23/12/2011 9:01	67.3
23/12/2011 9:31	68.6
23/12/2011 10:01	68.8
23/12/2011 10:31	68.1
23/12/2011 11:01	67.6
23/12/2011 11:31	64.7
23/12/2011 12:01	63.8
23/12/2011 12:31	64.4
23/12/2011 13:01	67.2
23/12/2011 13:31	68.3
23/12/2011 14:01	67.9
23/12/2011 14:31	67.2
23/12/2011 15:01	67.0
23/12/2011 15:31	66.2
23/12/2011 16:01	68.8
23/12/2011 16:31	68.6
23/12/2011 17:01	68.1
23/12/2011 17:31	67.0
23/12/2011 18:01	66.4
23/12/2011 18:31	65.5
24/12/2011 7:01	65.4
24/12/2011 7:31	66.7
24/12/2011 8:01	67.5
24/12/2011 8:31	68.2
24/12/2011 9:01	68.2
24/12/2011 9:31	68.7
24/12/2011 10:01	68.8
24/12/2011 10:31	68.4
24/12/2011 11:01	67.7
24/12/2011 11:31	66.5
24/12/2011 12:01	65.0
24/12/2011 12:31	64.3
24/12/2011 13:01	67.3
24/12/2011 13:31	68.6
24/12/2011 14:01	68.5
24/12/2011 14:31	68.3
24/12/2011 15:01	67.8
24/12/2011 15:31	67.1
24/12/2011 16:01	66.5
24/12/2011 16:31	66.9
24/12/2011 17:01	67.3
24/12/2011 17:31	65.3
24/12/2011 18:01	65.6
24/12/2011 18:31	65.8

Normal Day 19:00-23:00, Sunday & Holiday 07:00-23:00

28/11/2011 19:01	64.5
28/11/2011 19:06	64.3
28/11/2011 19:11	64.2
28/11/2011 19:16	64.4
28/11/2011 19:21	64.1
28/11/2011 19:26	63.6
28/11/2011 19:31	64.5
28/11/2011 19:36	65.5
28/11/2011 19:41	65.4
28/11/2011 19:46	65.3
28/11/2011 19:51	65.1
28/11/2011 19:56	64.9
28/11/2011 20:01	65.6
28/11/2011 20:06	65.0
28/11/2011 20:11	65.5
28/11/2011 20:16	65.3
28/11/2011 20:21	65.2
28/11/2011 20:26	65.3
28/11/2011 20:31	65.5
28/11/2011 20:36	65.5
28/11/2011 20:41	65.1
28/11/2011 20:46	65.0
28/11/2011 20:51	65.5
28/11/2011 20:56	65.2
28/11/2011 21:01	65.3
28/11/2011 21:06	65.5
28/11/2011 21:11	65.4
28/11/2011 21:16	65.1
28/11/2011 21:21	65.3
28/11/2011 21:26	65.0
28/11/2011 21:31	65.0
28/11/2011 21:36	65.0
28/11/2011 21:41	65.1
28/11/2011 21:46	65.1
28/11/2011 21:51	65.5
28/11/2011 21:56	65.2
28/11/2011 22:01	65.0
28/11/2011 22:06	64.9
28/11/2011 22:11	65.0
28/11/2011 22:16	65.0
28/11/2011 22:21	65.1
28/11/2011 22:26	64.3
28/11/2011 22:31	64.7
28/11/2011 22:36	64.7
28/11/2011 22:41	64.2
28/11/2011 22:46	64.4
28/11/2011 22:51	64.2
28/11/2011 22:56	63.9
29/11/2011 19:01	63.7
29/11/2011 19:06	63.7
29/11/2011 19:11	63.7
29/11/2011 19:16	63.8
29/11/2011 19:21	63.9
29/11/2011 19:26	63.8
29/11/2011 19:31	64.2
29/11/2011 19:36	65.0
29/11/2011 19:41	65.3
29/11/2011 19:46	65.4
29/11/2011 19:51	65.1
29/11/2011 19:56	65.1
29/11/2011 20:01	65.3
29/11/2011 20:06	65.4
29/11/2011 20:11	66.1
29/11/2011 20:16	65.4
29/11/2011 20:21	65.3
29/11/2011 20:26	65.3
29/11/2011 20:31	65.5
29/11/2011 20:36	65.4
29/11/2011 20:41	65.2
29/11/2011 20:46	65.3
29/11/2011 20:51	65.4
29/11/2011 20:56	65.1
29/11/2011 21:01	65.3
29/11/2011 21:06	65.4
29/11/2011 21:11	65.3
29/11/2011 21:16	65.2
29/11/2011 21:21	64.9
29/11/2011 21:26	65.1
29/11/2011 21:31	64.9
29/11/2011 21:36	65.0

Real-time Noise Data RTN1 (FEHD Hong Kong Transport Section Whitefield Depot)

29/11/2011 21:41	65.1	1/12/2011 22:51	64.1	4/12/2011 8:01	63.4	4/12/2011 17:11	65.1	5/12/2011 22:21	64.0	8/12/2011 19:31	65.0
29/11/2011 21:46	65.2	1/12/2011 22:56	64.5	4/12/2011 8:06	63.6	4/12/2011 17:16	65.6	5/12/2011 22:26	63.2	8/12/2011 19:36	65.2
29/11/2011 21:51	65.6	2/12/2011 19:01	63.3	4/12/2011 8:11	64.0	4/12/2011 17:21	65.0	5/12/2011 22:31	63.3	8/12/2011 19:41	65.6
29/11/2011 21:56	64.8	2/12/2011 19:06	63.0	4/12/2011 8:16	64.7	4/12/2011 17:26	64.7	5/12/2011 22:36	63.1	8/12/2011 19:46	64.9
29/11/2011 22:01	65.2	2/12/2011 19:11	63.1	4/12/2011 8:21	65.0	4/12/2011 17:31	65.1	5/12/2011 22:41	63.9	8/12/2011 19:51	65.0
29/11/2011 22:06	64.8	2/12/2011 19:16	63.0	4/12/2011 8:26	65.9	4/12/2011 17:36	65.2	5/12/2011 22:46	63.5	8/12/2011 19:56	65.2
29/11/2011 22:11	64.7	2/12/2011 19:21	62.8	4/12/2011 8:31	64.2	4/12/2011 17:41	65.3	5/12/2011 22:51	64.4	8/12/2011 20:01	65.8
29/11/2011 22:16	64.5	2/12/2011 19:26	62.5	4/12/2011 8:36	64.8	4/12/2011 17:46	65.6	5/12/2011 22:56	62.8	8/12/2011 20:06	66.5
29/11/2011 22:21	64.8	2/12/2011 19:31	63.2	4/12/2011 8:41	65.0	4/12/2011 17:51	65.3	6/12/2011 19:01	63.9	8/12/2011 20:11	67.0
29/11/2011 22:26	64.0	2/12/2011 19:36	64.0	4/12/2011 8:46	65.3	4/12/2011 17:56	65.1	6/12/2011 19:06	63.8	8/12/2011 20:16	66.9
29/11/2011 22:31	64.5	2/12/2011 19:41	64.2	4/12/2011 8:51	65.4	4/12/2011 18:01	64.5	6/12/2011 19:11	64.1	8/12/2011 20:21	66.3
29/11/2011 22:36	64.3	2/12/2011 19:46	63.9	4/12/2011 8:56	65.0	4/12/2011 18:06	64.9	6/12/2011 19:16	64.9	8/12/2011 20:26	67.1
29/11/2011 22:41	64.1	2/12/2011 19:51	63.3	4/12/2011 9:01	64.8	4/12/2011 18:11	64.6	6/12/2011 19:21	64.7	8/12/2011 20:31	66.6
29/11/2011 22:46	64.1	2/12/2011 19:56	63.5	4/12/2011 9:06	65.5	4/12/2011 18:16	64.9	6/12/2011 19:26	64.8	8/12/2011 20:36	66.3
29/11/2011 22:51	64.0	2/12/2011 20:01	63.8	4/12/2011 9:11	65.1	4/12/2011 18:21	64.2	6/12/2011 19:31	64.7	8/12/2011 20:41	66.2
29/11/2011 22:56	63.6	2/12/2011 20:06	63.2	4/12/2011 9:16	65.6	4/12/2011 18:26	64.8	6/12/2011 19:36	64.9	8/12/2011 20:46	66.0
30/11/2011 19:01	66.2	2/12/2011 20:11	66.0	4/12/2011 9:21	64.7	4/12/2011 18:31	65.1	6/12/2011 19:41	65.9	8/12/2011 20:51	66.7
30/11/2011 19:06	65.3	2/12/2011 20:16	64.7	4/12/2011 9:26	65.1	4/12/2011 18:36	65.0	6/12/2011 19:46	66.1	8/12/2011 20:56	65.8
30/11/2011 19:11	65.2	2/12/2011 20:21	65.2	4/12/2011 9:31	65.8	4/12/2011 18:41	64.3	6/12/2011 19:51	65.9	8/12/2011 21:01	66.2
30/11/2011 19:16	66.0	2/12/2011 20:26	64.9	4/12/2011 9:36	65.4	4/12/2011 18:46	64.8	6/12/2011 19:56	65.8	8/12/2011 21:06	66.1
30/11/2011 19:21	65.5	2/12/2011 20:31	65.7	4/12/2011 9:41	65.7	4/12/2011 18:51	64.5	6/12/2011 20:01	65.8	8/12/2011 21:11	66.2
30/11/2011 19:26	65.0	2/12/2011 20:36	66.0	4/12/2011 9:46	66.6	4/12/2011 18:56	64.4	6/12/2011 20:06	65.8	8/12/2011 21:16	65.8
30/11/2011 19:31	65.5	2/12/2011 20:41	65.6	4/12/2011 9:51	65.4	4/12/2011 19:01	63.8	6/12/2011 20:11	65.9	8/12/2011 21:21	66.5
30/11/2011 19:36	65.7	2/12/2011 20:46	65.5	4/12/2011 9:56	65.8	4/12/2011 19:06	64.5	6/12/2011 20:16	65.4	8/12/2011 21:26	66.5
30/11/2011 19:41	65.4	2/12/2011 20:51	66.4	4/12/2011 10:01	64.8	4/12/2011 19:11	63.9	6/12/2011 20:21	64.8	8/12/2011 21:31	66.4
30/11/2011 19:46	65.4	2/12/2011 20:56	65.7	4/12/2011 10:06	65.1	4/12/2011 19:16	64.1	6/12/2011 20:26	65.0	8/12/2011 21:36	66.2
30/11/2011 19:51	65.1	2/12/2011 21:01	65.6	4/12/2011 10:11	65.2	4/12/2011 19:21	65.8	6/12/2011 20:31	65.0	8/12/2011 21:41	66.0
30/11/2011 19:56	65.4	2/12/2011 21:06	65.9	4/12/2011 10:16	65.4	4/12/2011 19:26	64.4	6/12/2011 20:36	64.7	8/12/2011 21:46	66.1
30/11/2011 20:01	66.9	2/12/2011 21:11	65.7	4/12/2011 10:21	64.8	4/12/2011 19:31	64.5	6/12/2011 20:41	64.7	8/12/2011 21:51	66.0
30/11/2011 20:06	64.9	2/12/2011 21:16	66.0	4/12/2011 10:26	66.3	4/12/2011 19:36	64.7	6/12/2011 20:46	64.9	8/12/2011 21:56	66.4
30/11/2011 20:11	64.9	2/12/2011 21:21	65.4	4/12/2011 10:31	64.9	4/12/2011 19:41	64.2	6/12/2011 20:51	64.8	8/12/2011 22:01	66.4
30/11/2011 20:16	65.8	2/12/2011 21:26	65.5	4/12/2011 10:36	64.6	4/12/2011 19:46	64.2	6/12/2011 20:56	64.7	8/12/2011 22:06	65.9
30/11/2011 20:21	64.7	2/12/2011 21:31	65.3	4/12/2011 10:41	63.7	4/12/2011 19:51	65.0	6/12/2011 21:01	65.1	8/12/2011 22:11	65.9
30/11/2011 20:26	65.3	2/12/2011 21:36	65.6	4/12/2011 10:46	63.9	4/12/2011 19:56	64.3	6/12/2011 21:06	64.7	8/12/2011 22:16	67.1
30/11/2011 20:31	65.5	2/12/2011 21:41	65.8	4/12/2011 10:51	64.4	4/12/2011 20:01	64.4	6/12/2011 21:11	65.1	8/12/2011 22:21	65.7
30/11/2011 20:36	65.2	2/12/2011 21:46	65.4	4/12/2011 10:56	63.8	4/12/2011 20:06	64.3	6/12/2011 21:16	65.1	8/12/2011 22:26	66.9
30/11/2011 20:41	64.1	2/12/2011 21:51	66.1	4/12/2011 11:01	63.9	4/12/2011 20:11	63.7	6/12/2011 21:21	64.6	8/12/2011 22:31	65.9
30/11/2011 20:46	64.1	2/12/2011 21:56	65.1	4/12/2011 11:06	64.1	4/12/2011 20:16	63.7	6/12/2011 21:26	65.3	8/12/2011 22:36	67.0
30/11/2011 20:51	65.3	2/12/2011 22:01	65.5	4/12/2011 11:11	64.6	4/12/2011 20:21	64.3	6/12/2011 21:31	65.0	8/12/2011 22:41	65.7
30/11/2011 20:56	65.2	2/12/2011 22:06	65.5	4/12/2011 11:16	64.5	4/12/2011 20:26	63.7	6/12/2011 21:36	64.8	8/12/2011 22:46	65.6
30/11/2011 21:01	65.2	2/12/2011 22:11	65.1	4/12/2011 11:21	64.3	4/12/2011 20:31	63.5	6/12/2011 21:41	64.9	8/12/2011 22:51	65.8
30/11/2011 21:06	64.9	2/12/2011 22:16	64.8	4/12/2011 11:26	63.5	4/12/2011 20:36	64.0	6/12/2011 21:46	65.3	8/12/2011 22:56	64.2
30/11/2011 21:11	65.8	2/12/2011 22:21	64.7	4/12/2011 11:31	64.8	4/12/2011 20:41	63.4	6/12/2011 21:51	65.1	9/12/2011 19:01	62.9
30/11/2011 21:16	64.3	2/12/2011 22:26	63.6	4/12/2011 11:36	64.4	4/12/2011 20:46	64.0	6/12/2011 21:56	64.6	9/12/2011 19:06	62.8
30/11/2011 21:21	65.7	2/12/2011 22:31	64.1	4/12/2011 11:41	65.0	4/12/2011 20:51	63.5	6/12/2011 22:01	65.2	9/12/2011 19:11	64.0
30/11/2011 21:26	65.0	2/12/2011 22:36	64.3	4/12/2011 11:46	66.8	4/12/2011 20:56	64.0	6/12/2011 22:06	64.0	9/12/2011 19:16	64.6
30/11/2011 21:31	64.7	2/12/2011 22:41	64.0	4/12/2011 11:51	65.2	4/12/2011 21:01	64.8	6/12/2011 22:11	63.5	9/12/2011 19:21	64.1
30/11/2011 21:36	65.1	2/12/2011 22:46	64.4	4/12/2011 11:56	64.6	4/12/2011 21:06	64.2	6/12/2011 22:16	63.9	9/12/2011 19:26	64.5
30/11/2011 21:41	64.5	2/12/2011 22:51	64.5	4/12/2011 12:01	64.7	4/12/2011 21:11	63.9	6/12/2011 22:21	63.4	9/12/2011 19:31	63.7
30/11/2011 21:46	65.0	2/12/2011 22:56	63.9	4/12/2011 12:06	64.8	4/12/2011 21:16	64.8	6/12/2011 22:26	64.2	9/12/2011 19:36	63.9
30/11/2011 21:51	64.5	3/12/2011 19:01	64.6	4/12/2011 12:11	64.9	4/12/2011 21:21	63.7	6/12/2011 22:31	64.0	9/12/2011 19:41	64.6
30/11/2011 21:56	65.0	3/12/2011 19:06	65.0	4/12/2011 12:16	64.7	4/12/2011 21:26	63.9	6/12/2011 22:36	63.8	9/12/2011 19:46	64.9
30/11/2011 22:01	64.5	3/12/2011 19:11	64.6	4/12/2011 12:21	64.5	4/12/2011 21:31	63.6	6/12/2011 22:41	63.8	9/12/2011 19:51	65.7
30/11/2011 22:06	64.8	3/12/2011 19:16	65.0	4/12/2011 12:26	64.3	4/12/2011 21:36	64.0	6/12/2011 22:46	63.3	9/12/2011 19:56	65.2
30/11/2011 22:11	65.0	3/12/2011 19:21	64.4	4/12/2011 12:31	64.5	4/12/2011 21:41	64.0	6/12/2011 22:51	62.8	9/12/2011 20:01	64.9
30/11/2011 22:16	65.3	3/12/2011 19:26	63.6	4/12/2011 12:36	65.0	4/12/2011 21:46	63.3	6/12/2011 22:56	63.2	9/12/2011 20:06	66.2
30/11/2011 22:21	64.8	3/12/2011 19:31	64.7	4/12/2011 12:41	64.4	4/12/2011 21:51	64.3	7/12/2011 19:01	64.6	9/12/2011 20:11	66.5
30/11/2011 22:26	64.4	3/12/2011 19:36	65.3	4/12/2011 12:46	64.2	4/12/2011 21:56	63.7	7/12/2011 19:06	64.7	9/12/2011 20:16	67.1
30/11/2011 22:31	64.5	3/12/2011 19:41	65.6	4/12/2011 12:51	64.0	4/12/2011 22:01	63.3	7/12/2011 19:11	64.7	9/12/2011 20:21	67.5
30/11/2011 22:36	65.2	3/12/2011 19:46	64.8	4/12/2011 12:56	64.8	4/12/2011 22:06	63.2	7/12/2011 19:16	65.4	9/12/2011 20:26	66.6
30/11/2011 22:41	63.8	3/12/2011 19:51	64.8	4/12/2011 13:01	64.6	4/12/2011 22:11	63.8	7/12/2011 19:21	65.5	9/12/2011 20:31	66.6
30/11/2011 22:46	64.6	3/12/2011 19:56	64.1	4/12/2011 13:06	64.5	4/12/2011 22:16	64.4	7/12/2011 19:26	65.4	9/12/2011 20:36	66.7
30/11/2011 22:51	64.2	3/12/2011 20:01	64.8	4/12/2011 13:11	64.5	4/12/2011 22:21	63.3	7/12/2011 19:31	65.9	9/12/2011 20:41	67.1
30/11/2011 22:56	64.1	3/12/2011 20:06	64.8	4/12/2011 13:16	65.1	4/12/2011 22:26	63.7	7/12/2011 19:36	66.1	9/12/2011 20:46	66.3
1/12/2011 19:01	63.0	3/12/2011 20:11	64.2	4/12/2011 13:21	64.6	4/12/2011 22:31	63.1	7/12/2011 19:41	65.9	9/12/2011 20:51	66.9
1/12/2011 19:06	63.3	3/12/2011 20:16	64.5	4/12/2011 13:26	64.8	4/12/2011 22:36	63.7	7/12/2011 19:46	65.5	9/12/2011 20:56	66.5
1/12/2011 19:11	63.4	3/12/2011 20:21	64.7	4/12/2011 13:31	64.3	4/12/2011 22:41	63.3	7/12/2011 19:51	66.8	9/12/2011 21:01	65.7
1/12/2011 19:16	63.0	3/12/2011 20:26	64.2	4/12/2011 13:36	65.3	4/12/2011 22:46	62.9	7/12/2011 19:56	65.4	9/12/2011 21:06	65.7
1/12/2011 19:21	63.2	3/12/2011 20:31	64.0	4/12/2011 13:41	65.2	4/12/2011 22:51	62.9	7/12/2011 20:01	65.5	9/12/2011 21:11	65.9
1/12/2011 19:26	62.8	3/12/2011 20:36	64.3	4/12/2011 13:46	64.4	4/12/2011 22:56	62.6	7/12/2011 20:06	65.6	9/12/2011 21:16	65.1
1/12/2011 19:31	64.4	3/12/2011 20:41	64.3	4/12/2011 13:51	64.4	5/12/2011 19:01	64.6	7/12/2011 20:11	65.6	9/12/2011 21:21	66.0
1/12/2011 19:36	66.5	3/12/2011 20:46	63.8	4/12/2011 13:56	65.7	5/12/2011 19:06	64.6	7/12/2011 20:16	65.3	9/12/2011 21:26	66.0
1/12/2011 19:41	66.2	3/12/2011 20:51	63.9	4/12/2011 14:01	64.5	5/12/2011 19:11	64.2	7/12/2011 20:21	65.2	9/12/2011 21:31	65.9
1/12/2011 19:46	66.6	3/12/2011 20:56	64.0	4/12/2011 14:06	64.3	5/12/2011 19:16	64.1	7/12/2011 20:26	65.8	9/12/2011 21:36	65.5
1/12/2011 19:51	66.5	3/12/2011 21:01	64.3	4/12/2011 14:11	64.2	5/12/2011 19:21	64.4	7/12/2011 20:31	66.3	9/12/2011 21:41	65.8
1/12/2011 19:56	66.3	3/12/2011 21:06	64.4	4/12/2011 14:16	64.0	5/12/2011 19:26	64.5	7/12/2011 20:36	65.1	9/12/2011 21:46	66.5
1/12/2011 20:01	66.4	3/12/2011 21:11	64.3	4/12/2011 14:21	64.5	5/12/2011 19:31	64.3	7/12/2011 20:41	65.2	9/12/2011 21:51	65.8
1/12/2011 20:06	66.5	3/12/2011 21:16	64.2	4/12/2011 14:26	64.4	5/12/2011 19:36	64.2	7/12/2011 20:46	65.2	9/12/2011 21:56	66.0
1/12/2011 20:11	66.7	3/12/2011 21:21	64.1	4/12/2011 14:31	64.6	5/12/2011 19:41	64.7	7/12/2011 20:51	65.4	9/12/2011 22:01	66.0
1/12/2011 20:16	66.0	3/12/2011 21:26	63.5	4/12/2011 14:36	64.7	5/12/2011 19:46	64.3	7/12/2011 20:56	65.3	9/12/2011 22:06	66.5
1/12/2011 20:21	66.2	3/12/2011 21:31	64.3	4/12/2011 14:41	64.9	5/12/2011 19:51	64.2	7/12/2011 21:01	65.1	9/12/2011 22:11	66.1
1/12/2011 20:26	66.4	3/12/2011 21:36	63.9	4/12/2011 14:46	64.6	5/12/2011 19:56	64.1	7/12/2011 21:06	65.4	9/12/2011 22:16	65.8
1/12/2011 20:31	66.6	3/12/2011 21:41	64.3	4/12/2011 14:51	64.0	5/12/2011 20:01	64.8	7/12/2011 21:11	64.9	9/12/2011 22:21	65.7
1/12/2011 20:36	66.4	3/12/2011 21:46	64.5	4/12/2011 14:56	64.4	5/12/2011 20:06	65.3	7/12/2011 21:16	64.9	9/12/2011 22:26	66.0
1/12/2011 20:41	66.2	3/12/2011 21:51	64.2	4/12/2011 15:01	64.4	5/12/2011 20:11	65.9	7/12/2011 21:21	64.9	9/12/2011 22:31	66.4
1/12/2011 20:46	66.2	3/12/2011 21:56	64.8	4/12/2011 15:06	64.5	5/12/2011 20:16	65.2	7/12/2011 21:26	65.9	9/12/2011 22:36	66.0
1/12/2011 20:51	66.0	3/12/2011 22:01	63.9	4/12/2011 15:11	64.9	5/12/2011 20:21	65.1	7/12/2011 21:31	65.2	9/12/2011 22:41	65.7
1/12/2011 20:56	65.6	3/12/2011 22:06	63.6	4/12/2011 15:16	64.8	5/12/2011 20:26	64.7	7/12/2011 21:36	65.0	9/12/2011 22:46	66.2
1/12/2011 21:01	65.9	3/12/2011 22:11	63.7	4/12/2011 15:21	65.7	5/12/2011 20:31	64.6	7/12/2011 21:41	65.4	9/12/2011 22:51	65.4
1/12/2011 21:06	66.4	3/12/2011 22:16	64.4	4/12/2011 15:26	64.4	5/12/2011 20:36	64.3	7/12/2011 21:46	65.2	9/12/2011 22:56	64.9
1/12/2011 21:11	65.6	3/12/2011 22:21	63.9	4/12/2011 15:31	63.9	5/12/2011 20:41	64.0	7/12/2011 21:51	65.0	10/12/2011 19:01	64.2
1/12/2011 21:16	65.5	3/12/2011 22:26	64.3	4/12/2011 15:36	64.1	5/12/2011 20:46	64.2	7/12/2011 21:56	64.8	10/12/2011 19:06	64.2
1/12/2011 21:21	65.7	3/12/2011 22:31	63.9	4/12/2011 15:41	64.7	5/12/2011 20:51	63.8	7/12/2011 22:01	64.7	10/12/2011 19:11	64.6
1/12/2011 21:26	65.6	3/12/2011 22:36	63.3	4/12/2011 15:46	65.0	5/12/2011 20:56	64.1	7/12/2011 22:06	65.1	10/12/2011 19:16	65.0
1/12/2011 21:31	65.6	3/12/2011 22:41	64.2	4/12/2011 15:51	64.7	5/12/2011 21:01	64.6	7/12/2011 22:11	64.3	10/12/2011 19:21	64.7
1/12/2011 21:36	65.2	3/12/2011 22:46	63.1	4/12/2011 15:56	65.0	5/12/2011 21:06	64.4	7/12/2011 22:16	64.2	10/12/2011 19:26	64.8
1/12/2011 21:41	65.6	3/12/2011 22:51	64.1	4/12/2011 16:01	65.2	5/12/2011 21:11	65.0	7/12/2011 22:21	64.1	10/12/2011 19:31	64.9
1/12/2011 21:46	65.6	3/12/2011 22:56	63.2	4/12/2011 16:06	65.6	5/12/2011 21:16	64.1	7/12/2011 22:26	64.1	10/12/2011 19:36	65.1
1/12/2011 21:51	66.6	4/12/2011 7:01	62.8	4/12/2011 16:11	65.3	5/12/2011 21:21	63.6	7/12/2011 22:31	64.2	10/12/2011 19:41	65.5
1/12/2011 21:56	65.7	4/12/2011 7:06	63.2	4/12/2011 16:16	64.7	5/12/2011 21:26	63.5	7/12/2011 22:36	63.6	10/12/2011 19:46	65.4
1/12/2011 22:01	66.0	4/12/2011 7:11	63.0	4/12/2011 16:21	64.5	5/12/2011 21:31	63.6	7/12/2011 22:41	63.7	10/12/2011 19:51	65.9
1/12/2011 22:06	65.6	4/12/2011 7:16	62.6	4/12/2011 16:26	65.4	5/12/2011 21:36	64.2	7/12/2011 22:46	62.8	10/12/2011 19:56	65.4
1/12/2011 22:11	65.8	4/12/2011 7:21	62.8	4/12/2011 16:31	65.6	5/12/2011 21:41	63.7	7/12/2011 22:51	63.1	10/12/2011 20:01	65.5
1/12/2011 22:16	65.6	4/12/2011 7:26	63.1	4/12/2011 16:36	64.7	5/12/2011 21:46	64.4	7/12/2011 22:56	63.4	10/12/2011 20:06	66.0
1/12/2011 22:21	66.5	4/12/2011 7:31	62.8	4/12/2011 16:41	65.9	5/12/2011 21:51	64.5	8/12/2011 19:01	65.2	10/12/2011 20:11	66.3
1/12/2011 22:26	64.7	4/12/2011 7:36	63.7	4/12/2011 16:46	65.1	5/12/2011 21:56	63.5	8/12/2011 19:06	65.2	10/12/2011 20:16	66.2
1/12/2011 22:31	66.1	4/12/2011 7:41	63.4	4/12/2011 16:51	66.1	5/12/2011 22:01	63.9	8/12/2011 19:11	65.4	10/12/2011 20:21	66.1
1/12/2011 22:36	65.5	4/12/2011 7:46	68.3	4/12/2011 16:56	65.3	5/12/2011 22:06	63.9	8/12/2011 19:16	65.0	10/12/2011 20:26	66.2
1/12/2011 22:41	64.7	4/12/2011 7:51	64.3	4/12/2011 17:01	65.2	5/12/2011 22:11	63.9	8/12/2011 19:21	64.4	10/12/2011 20:31	66.2
1/12/2011 22:46	65.1	4/12/2011 7:56	66.5	4/12/2011 17:06	65.2	5/12/2011 22:16	63.4	8/12/2011 19:26	64.6	10/12/2011 20:36	65.8

Real-time Noise Data RTN1 (FEHD Hong Kong Transport Section Whitefield Depot)

10/12/2011 20:41 65.9	11/12/2011 13:51 64.8	12/12/2011 19:01 62.9	14/12/2011 20:11 64.6	16/12/2011 21:21 64.7	18/12/2011 10:31 66.4
10/12/2011 20:46 65.6	11/12/2011 13:56 65.2	12/12/2011 19:06 62.5	14/12/2011 20:16 65.9	16/12/2011 21:26 65.4	18/12/2011 10:36 66.4
10/12/2011 20:51 66.0	11/12/2011 14:01 64.7	12/12/2011 19:11 61.8	14/12/2011 20:21 65.6	16/12/2011 21:31 64.3	18/12/2011 10:41 66.2
10/12/2011 20:56 65.6	11/12/2011 14:06 65.1	12/12/2011 19:16 62.5	14/12/2011 20:26 65.2	16/12/2011 21:36 65.0	18/12/2011 10:46 65.6
10/12/2011 21:01 65.6	11/12/2011 14:11 65.2	12/12/2011 19:21 63.0	14/12/2011 20:31 65.3	16/12/2011 21:41 65.0	18/12/2011 10:51 64.9
10/12/2011 21:06 65.5	11/12/2011 14:16 66.2	12/12/2011 19:26 62.8	14/12/2011 20:36 64.9	16/12/2011 21:46 64.4	18/12/2011 10:56 65.2
10/12/2011 21:11 65.5	11/12/2011 14:21 65.3	12/12/2011 19:31 62.5	14/12/2011 20:41 64.9	16/12/2011 21:51 64.0	18/12/2011 11:01 65.1
10/12/2011 21:16 65.2	11/12/2011 14:26 65.0	12/12/2011 19:36 61.7	14/12/2011 20:46 64.6	16/12/2011 21:56 63.5	18/12/2011 11:06 65.5
10/12/2011 21:21 65.6	11/12/2011 14:31 65.0	12/12/2011 19:41 62.6	14/12/2011 20:51 64.4	16/12/2011 22:01 65.5	18/12/2011 11:11 65.6
10/12/2011 21:26 66.0	11/12/2011 14:36 65.2	12/12/2011 19:46 64.5	14/12/2011 20:56 64.6	16/12/2011 22:06 63.6	18/12/2011 11:16 65.7
10/12/2011 21:31 65.6	11/12/2011 14:41 65.2	12/12/2011 19:51 65.8	14/12/2011 21:01 65.5	16/12/2011 22:11 63.5	18/12/2011 11:21 65.2
10/12/2011 21:36 65.4	11/12/2011 14:46 65.0	12/12/2011 19:56 65.0	14/12/2011 21:06 64.4	16/12/2011 22:16 63.9	18/12/2011 11:26 66.3
10/12/2011 21:41 65.5	11/12/2011 14:51 65.6	12/12/2011 20:01 65.3	14/12/2011 21:11 64.4	16/12/2011 22:21 64.1	18/12/2011 11:31 64.9
10/12/2011 21:46 65.8	11/12/2011 14:56 64.8	12/12/2011 20:06 65.8	14/12/2011 21:16 64.5	16/12/2011 22:26 63.9	18/12/2011 11:36 64.9
10/12/2011 21:51 65.5	11/12/2011 15:01 65.1	12/12/2011 20:11 65.9	14/12/2011 21:21 64.7	16/12/2011 22:31 64.4	18/12/2011 11:41 66.0
10/12/2011 21:56 65.5	11/12/2011 15:06 65.5	12/12/2011 20:16 65.4	14/12/2011 21:26 64.7	16/12/2011 22:36 64.7	18/12/2011 11:46 64.8
10/12/2011 22:01 65.6	11/12/2011 15:11 65.3	12/12/2011 20:21 65.8	14/12/2011 21:31 65.7	16/12/2011 22:41 65.0	18/12/2011 11:51 66.0
10/12/2011 22:06 65.4	11/12/2011 15:16 65.4	12/12/2011 20:26 66.0	14/12/2011 21:36 64.9	16/12/2011 22:46 65.5	18/12/2011 11:56 64.6
10/12/2011 22:11 65.1	11/12/2011 15:21 65.7	12/12/2011 20:31 65.6	14/12/2011 21:41 65.3	16/12/2011 22:51 64.3	18/12/2011 12:01 65.2
10/12/2011 22:16 65.4	11/12/2011 15:26 65.6	12/12/2011 20:36 65.1	14/12/2011 21:46 65.1	16/12/2011 22:56 64.8	18/12/2011 12:06 64.9
10/12/2011 22:21 64.8	11/12/2011 15:31 65.7	12/12/2011 20:41 65.1	14/12/2011 21:51 65.4	17/12/2011 19:01 64.5	18/12/2011 12:11 65.7
10/12/2011 22:26 65.4	11/12/2011 15:36 65.1	12/12/2011 20:46 64.6	14/12/2011 21:56 65.0	17/12/2011 19:06 63.5	18/12/2011 12:16 65.3
10/12/2011 22:31 65.3	11/12/2011 15:41 65.1	12/12/2011 20:51 64.9	14/12/2011 22:01 65.1	17/12/2011 19:11 63.3	18/12/2011 12:21 66.1
10/12/2011 22:36 65.3	11/12/2011 15:46 65.5	12/12/2011 20:56 65.2	14/12/2011 22:06 65.2	17/12/2011 19:16 66.4	18/12/2011 12:26 64.7
10/12/2011 22:41 64.8	11/12/2011 15:51 65.4	12/12/2011 21:01 64.6	14/12/2011 22:11 65.6	17/12/2011 19:21 64.0	18/12/2011 12:31 64.8
10/12/2011 22:46 64.7	11/12/2011 15:56 65.6	12/12/2011 21:06 64.5	14/12/2011 22:16 65.3	17/12/2011 19:26 64.3	18/12/2011 12:36 64.7
10/12/2011 22:51 64.5	11/12/2011 16:01 65.3	12/12/2011 21:11 65.4	14/12/2011 22:21 65.7	17/12/2011 19:31 65.5	18/12/2011 12:41 64.7
10/12/2011 22:56 64.0	11/12/2011 16:06 65.6	12/12/2011 21:16 64.6	14/12/2011 22:26 65.4	17/12/2011 19:36 64.7	18/12/2011 12:46 65.4
11/12/2011 7:01 63.8	11/12/2011 16:11 65.6	12/12/2011 21:21 65.9	14/12/2011 22:31 64.8	17/12/2011 19:41 65.5	18/12/2011 12:51 65.3
11/12/2011 7:06 63.9	11/12/2011 16:16 65.7	12/12/2011 21:26 64.3	14/12/2011 22:36 64.9	17/12/2011 19:46 66.0	18/12/2011 12:56 64.5
11/12/2011 7:11 63.8	11/12/2011 16:21 65.6	12/12/2011 21:31 65.5	14/12/2011 22:41 64.8	17/12/2011 19:51 65.9	18/12/2011 13:01 66.3
11/12/2011 7:16 63.3	11/12/2011 16:26 65.9	12/12/2011 21:36 64.5	14/12/2011 22:46 64.1	17/12/2011 19:56 65.6	18/12/2011 13:06 64.8
11/12/2011 7:21 63.4	11/12/2011 16:31 67.5	12/12/2011 21:41 64.4	14/12/2011 22:51 63.8	17/12/2011 20:01 65.3	18/12/2011 13:11 65.1
11/12/2011 7:26 63.4	11/12/2011 16:36 67.6	12/12/2011 21:46 64.8	14/12/2011 22:56 63.9	17/12/2011 20:06 66.6	18/12/2011 13:16 64.3
11/12/2011 7:31 64.2	11/12/2011 16:41 67.2	12/12/2011 21:51 64.9	15/12/2011 19:01 65.3	17/12/2011 20:11 65.5	18/12/2011 13:21 64.8
11/12/2011 7:36 64.1	11/12/2011 16:46 67.3	12/12/2011 21:56 64.4	15/12/2011 19:06 65.1	17/12/2011 20:16 65.7	18/12/2011 13:26 65.2
11/12/2011 7:41 64.4	11/12/2011 16:51 67.5	12/12/2011 22:01 64.1	15/12/2011 19:11 65.8	17/12/2011 20:21 66.7	18/12/2011 13:31 64.6
11/12/2011 7:46 66.0	11/12/2011 16:56 65.7	12/12/2011 22:06 65.2	15/12/2011 19:16 64.0	17/12/2011 20:26 66.2	18/12/2011 13:36 64.4
11/12/2011 7:51 64.3	11/12/2011 17:01 65.5	12/12/2011 22:11 64.3	15/12/2011 19:21 63.7	17/12/2011 20:31 66.3	18/12/2011 13:41 64.1
11/12/2011 7:56 65.3	11/12/2011 17:06 66.3	12/12/2011 22:16 64.7	15/12/2011 19:26 65.0	17/12/2011 20:36 65.5	18/12/2011 13:46 66.7
11/12/2011 8:01 64.1	11/12/2011 17:11 66.0	12/12/2011 22:21 64.9	15/12/2011 19:31 64.9	17/12/2011 20:41 65.5	18/12/2011 13:51 64.3
11/12/2011 8:06 64.1	11/12/2011 17:16 66.3	12/12/2011 22:26 64.0	15/12/2011 19:36 65.9	17/12/2011 20:46 66.1	18/12/2011 13:56 64.4
11/12/2011 8:11 63.8	11/12/2011 17:21 67.3	12/12/2011 22:31 65.1	15/12/2011 19:41 66.3	17/12/2011 20:51 66.4	18/12/2011 14:01 65.1
11/12/2011 8:16 64.6	11/12/2011 17:26 66.9	12/12/2011 22:36 64.2	15/12/2011 19:46 65.5	17/12/2011 20:56 65.3	18/12/2011 14:06 65.2
11/12/2011 8:21 64.6	11/12/2011 17:31 66.1	12/12/2011 22:41 64.3	15/12/2011 19:51 65.8	17/12/2011 21:01 65.3	18/12/2011 14:11 65.4
11/12/2011 8:26 65.4	11/12/2011 17:36 65.3	12/12/2011 22:46 63.9	15/12/2011 19:56 65.8	17/12/2011 21:06 65.7	18/12/2011 14:16 67.1
11/12/2011 8:31 66.2	11/12/2011 17:41 65.0	12/12/2011 22:51 64.5	15/12/2011 20:01 65.8	17/12/2011 21:11 65.5	18/12/2011 14:21 64.3
11/12/2011 8:36 65.7	11/12/2011 17:46 65.0	12/12/2011 22:56 64.7	15/12/2011 20:06 65.9	17/12/2011 21:16 65.2	18/12/2011 14:26 65.1
11/12/2011 8:41 65.2	11/12/2011 17:51 64.9	13/12/2011 19:01 61.8	15/12/2011 20:11 66.2	17/12/2011 21:21 65.4	18/12/2011 14:31 65.5
11/12/2011 8:46 65.5	11/12/2011 17:56 65.2	13/12/2011 19:06 63.1	15/12/2011 20:16 66.6	17/12/2011 21:26 65.3	18/12/2011 14:36 65.5
11/12/2011 8:51 65.5	11/12/2011 18:01 64.9	13/12/2011 19:11 63.6	15/12/2011 20:21 67.0	17/12/2011 21:31 65.8	18/12/2011 14:41 64.7
11/12/2011 8:56 65.5	11/12/2011 18:06 64.9	13/12/2011 19:16 63.7	15/12/2011 20:26 66.4	17/12/2011 21:36 65.2	18/12/2011 14:46 64.0
11/12/2011 9:01 65.5	11/12/2011 18:11 64.7	13/12/2011 19:21 64.0	15/12/2011 20:31 66.6	17/12/2011 21:41 65.4	18/12/2011 14:51 64.6
11/12/2011 9:06 65.5	11/12/2011 18:16 64.7	13/12/2011 19:26 64.4	15/12/2011 20:36 66.9	17/12/2011 21:46 65.5	18/12/2011 14:56 64.5
11/12/2011 9:11 65.6	11/12/2011 18:21 64.6	13/12/2011 19:31 64.0	15/12/2011 20:41 66.6	17/12/2011 21:51 65.8	18/12/2011 15:01 64.8
11/12/2011 9:16 65.7	11/12/2011 18:26 64.6	13/12/2011 19:36 65.4	15/12/2011 20:46 66.1	17/12/2011 21:56 65.3	18/12/2011 15:06 64.5
11/12/2011 9:21 65.4	11/12/2011 18:31 64.4	13/12/2011 19:41 65.4	15/12/2011 20:51 66.1	17/12/2011 22:01 64.9	18/12/2011 15:11 65.6
11/12/2011 9:26 65.7	11/12/2011 18:36 64.5	13/12/2011 19:46 65.6	15/12/2011 20:56 66.0	17/12/2011 22:06 64.9	18/12/2011 15:16 65.8
11/12/2011 9:31 66.1	11/12/2011 18:41 64.0	13/12/2011 19:51 65.6	15/12/2011 21:01 66.3	17/12/2011 22:11 64.9	18/12/2011 15:21 65.5
11/12/2011 9:36 68.4	11/12/2011 18:46 64.1	13/12/2011 19:56 65.1	15/12/2011 21:06 65.6	17/12/2011 22:16 65.1	18/12/2011 15:26 64.7
11/12/2011 9:41 68.2	11/12/2011 18:51 64.0	13/12/2011 20:01 65.6	15/12/2011 21:11 66.1	17/12/2011 22:21 64.5	18/12/2011 15:31 65.2
11/12/2011 9:46 66.6	11/12/2011 18:56 64.1	13/12/2011 20:06 64.7	15/12/2011 21:16 65.3	17/12/2011 22:26 64.6	18/12/2011 15:36 65.1
11/12/2011 9:51 66.6	11/12/2011 19:01 64.6	13/12/2011 20:11 65.1	15/12/2011 21:21 65.8	17/12/2011 22:31 64.0	18/12/2011 15:41 65.9
11/12/2011 9:56 66.7	11/12/2011 19:06 64.5	13/12/2011 20:16 65.2	15/12/2011 21:26 65.6	17/12/2011 22:36 64.2	18/12/2011 15:46 65.2
11/12/2011 10:01 66.6	11/12/2011 19:11 64.4	13/12/2011 20:21 65.8	15/12/2011 21:31 66.2	17/12/2011 22:41 64.8	18/12/2011 15:51 65.4
11/12/2011 10:06 67.1	11/12/2011 19:16 64.5	13/12/2011 20:26 64.8	15/12/2011 21:36 64.6	17/12/2011 22:46 63.7	18/12/2011 15:56 64.6
11/12/2011 10:11 67.0	11/12/2011 19:21 65.0	13/12/2011 20:31 65.2	15/12/2011 21:41 65.3	17/12/2011 22:51 63.6	18/12/2011 16:01 66.2
11/12/2011 10:16 67.6	11/12/2011 19:26 64.8	13/12/2011 20:36 64.6	15/12/2011 21:46 64.9	17/12/2011 22:56 63.3	18/12/2011 16:06 65.2
11/12/2011 10:21 67.1	11/12/2011 19:31 64.7	13/12/2011 20:41 64.1	15/12/2011 21:51 64.6	18/12/2011 7:01 62.5	18/12/2011 16:11 66.3
11/12/2011 10:26 67.1	11/12/2011 19:36 64.5	13/12/2011 20:46 64.3	15/12/2011 21:56 65.6	18/12/2011 7:06 64.1	18/12/2011 16:16 67.3
11/12/2011 10:31 66.4	11/12/2011 19:41 64.4	13/12/2011 20:51 64.3	15/12/2011 22:01 65.1	18/12/2011 7:11 63.2	18/12/2011 16:21 67.4
11/12/2011 10:36 67.1	11/12/2011 19:46 64.4	13/12/2011 20:56 64.1	15/12/2011 22:06 64.6	18/12/2011 7:16 62.6	18/12/2011 16:26 68.0
11/12/2011 10:41 66.3	11/12/2011 19:51 64.9	13/12/2011 21:01 64.0	15/12/2011 22:11 64.4	18/12/2011 7:21 62.8	18/12/2011 16:31 69.3
11/12/2011 10:46 65.5	11/12/2011 19:56 64.4	13/12/2011 21:06 64.6	15/12/2011 22:16 64.7	18/12/2011 7:26 64.3	18/12/2011 16:36 69.2
11/12/2011 10:51 65.3	11/12/2011 20:01 64.3	13/12/2011 21:11 65.0	15/12/2011 22:21 65.6	18/12/2011 7:31 63.4	18/12/2011 16:41 59.8
11/12/2011 10:56 66.2	11/12/2011 20:06 64.3	13/12/2011 21:16 64.7	15/12/2011 22:26 65.5	18/12/2011 7:36 63.4	18/12/2011 16:46 67.3
11/12/2011 11:01 67.0	11/12/2011 20:11 64.0	13/12/2011 21:21 64.4	15/12/2011 22:31 64.2	18/12/2011 7:41 62.7	18/12/2011 16:51 69.1
11/12/2011 11:06 67.0	11/12/2011 20:16 64.1	13/12/2011 21:26 64.5	15/12/2011 22:36 64.4	18/12/2011 7:46 63.3	18/12/2011 16:56 68.2
11/12/2011 11:11 66.9	11/12/2011 20:21 64.1	13/12/2011 21:31 64.3	15/12/2011 22:41 64.4	18/12/2011 7:51 65.3	18/12/2011 17:01 65.6
11/12/2011 11:16 65.9	11/12/2011 20:26 64.0	13/12/2011 21:36 64.5	15/12/2011 22:46 64.8	18/12/2011 7:56 63.9	18/12/2011 17:06 65.5
11/12/2011 11:21 65.7	11/12/2011 20:31 63.7	13/12/2011 21:41 64.8	15/12/2011 22:51 65.1	18/12/2011 8:01 63.1	18/12/2011 17:11 66.7
11/12/2011 11:26 65.2	11/12/2011 20:36 64.0	13/12/2011 21:46 64.3	15/12/2011 22:56 64.2	18/12/2011 8:06 63.5	18/12/2011 17:16 65.3
11/12/2011 11:31 64.8	11/12/2011 20:41 63.9	13/12/2011 21:51 64.4	16/12/2011 19:01 64.0	18/12/2011 8:11 64.8	18/12/2011 17:21 66.2
11/12/2011 11:36 64.7	11/12/2011 20:46 64.3	13/12/2011 21:56 64.7	16/12/2011 19:06 63.9	18/12/2011 8:16 64.2	18/12/2011 17:26 67.5
11/12/2011 11:41 64.9	11/12/2011 20:51 63.9	13/12/2011 22:01 64.4	16/12/2011 19:11 64.3	18/12/2011 8:21 64.6	18/12/2011 17:31 65.8
11/12/2011 11:46 65.2	11/12/2011 20:56 64.2	13/12/2011 22:06 64.8	16/12/2011 19:16 64.4	18/12/2011 8:26 64.8	18/12/2011 17:36 66.3
11/12/2011 11:51 64.8	11/12/2011 21:01 64.0	13/12/2011 22:11 64.2	16/12/2011 19:21 64.1	18/12/2011 8:31 65.1	18/12/2011 17:41 65.3
11/12/2011 11:56 64.3	11/12/2011 21:06 63.9	13/12/2011 22:16 64.6	16/12/2011 19:26 64.3	18/12/2011 8:36 64.2	18/12/2011 17:46 65.0
11/12/2011 12:01 64.4	11/12/2011 21:11 63.8	13/12/2011 22:21 64.1	16/12/2011 19:31 65.2	18/12/2011 8:41 65.4	18/12/2011 17:51 64.7
11/12/2011 12:06 64.8	11/12/2011 21:16 64.4	13/12/2011 22:26 64.7	16/12/2011 19:36 65.4	18/12/2011 8:46 65.9	18/12/2011 17:56 65.5
11/12/2011 12:11 64.6	11/12/2011 21:21 63.8	13/12/2011 22:31 63.6	16/12/2011 19:41 66.1	18/12/2011 8:51 65.9	18/12/2011 18:01 65.1
11/12/2011 12:16 64.3	11/12/2011 21:26 63.9	13/12/2011 22:36 64.9	16/12/2011 19:46 66.1	18/12/2011 8:56 67.0	18/12/2011 18:06 63.8
11/12/2011 12:21 64.4	11/12/2011 21:31 63.6	13/12/2011 22:41 64.2	16/12/2011 19:51 66.6	18/12/2011 9:01 66.3	18/12/2011 18:11 63.7
11/12/2011 12:26 64.3	11/12/2011 21:36 63.8	13/12/2011 22:46 64.2	16/12/2011 19:56 66.0	18/12/2011 9:06 66.1	18/12/2011 18:16 63.1
11/12/2011 12:31 64.6	11/12/2011 21:41 63.8	13/12/2011 22:51 63.9	16/12/2011 20:01 65.2	18/12/2011 9:11 66.3	18/12/2011 18:21 63.1
11/12/2011 12:36 64.7	11/12/2011 21:46 63.9	13/12/2011 22:56 63.4	16/12/2011 20:06 65.2	18/12/2011 9:16 66.9	18/12/2011 18:26 62.7
11/12/2011 12:41 64.9	11/12/2011 21:51 64.2	14/12/2011 19:01 65.2	16/12/2011 20:11 67.1	18/12/2011 9:21 67.2	18/12/2011 18:31 62.5
11/12/2011 12:46 64.4	11/12/2011 21:56 63.6	14/12/2011 19:06 64.9	16/12/2011 20:16 65.9	18/12/2011 9:26 66.1	18/12/2011 18:36 63.5
11/12/2011 12:51 64.7	11/12/2011 22:01 63.5	14/12/2011 19:11 64.5	16/12/2011 20:21 65.0	18/12/2011 9:31 66.1	18/12/2011 18:41 62.9
11/12/2011 12:56 66.0	11/12/2011 22:06 63.5	14/12/2011 19:16 64.1	16/12/2011 20:26 64.7	18/12/2011 9:36 66.8	18/12/2011 18:46 63.3
11/12/2011 13:01 66.1	11/12/2011 22:11 63.6	14/12/2011 19:21 65.5	16/12/2011 20:31 65.0	18/12/2011 9:41 67.1	18/12/2011 18:51 63.2
11/12/2011 13:06 65.6	11/12/2011 22:16 64.0	14/12/2011 19:26 65.2	16/12/2011 20:36 66.0	18/12/2011 9:46 66.2	18/12/2011 18:56 63.6
11/12/2011 13:11 66.1	11/12/2011 22:21 63.8	14/12/2011 19:31 65.3	16/12/2011 20:41 64.7	18/12/2011 9:51 66.6	18/12/2011 19:01 64.0
11/12/2011 13:16 67.6	11/12/2011 22:26 63.9	14/12/2011 19:36 65.8	16/12/2011 20:46 64.7	18/12/2011 9:56 66.3	18/12/2011 19:06 65.2
11/12/2011 13:21 65.8	11/12/2011 22:31 63.6	14/12/2011 19:41 66.0	16/12/2011 20:51 64.2	18/12/2011 10:01 66.4	18/12/2011 19:11 64.7
11/12/2011 13:26 66.0	11/12/2011 22:36 63.5	14/12/2011 19:46 65.4	16/12/2011 20:56 64.4	18/12/2011 10:06 65.9	18/12/2011 19:16 64.9
11/12/2011 13:31 65.6	11/12/2011 22:41 63.5	14/12/2011 19:51 65.3	16/12/2011 21:01 65.7	18/12/2011 10:11 65.7	18/12/2011 19:21 64.4
11/12/2011 13:36 65.3	11/12/2011 22:46 63.5	14/12/2011 19:56 65.0	16/12/2011 21:06 65.2	18/12/2011 10:16 66.3	18/12/2011 19:26 64.3
11/12/2011 13:41 65.3	11/12/2011 22:51 63.4	14/12/2011 20:01 65.2	16/12/2011 21:11 65.4	18/12/2011 10:21 65.5	18/12/2011 19:31 64.5
11/12/2011 13:46 64.8	11/12/2011 22:56 63.3	14/12/2011 20:06 65.3	16/12/2011 21:16 65.0	18/12/2011 10:26 66.4	18/12/2011 19:36 65.1

Real-time Noise Data RTN1 (FEHD Hong Kong Transport Section Whitefield Depot)

18/12/2011 19:41 64.4	20/12/2011 20:51 65.1	22/12/2011 22:01 62.6	25/12/2011 7:11 63.0	25/12/2011 16:21 64.5	26/12/2011 9:31 64.2
18/12/2011 19:46 64.7	20/12/2011 20:56 65.4	22/12/2011 22:06 63.2	25/12/2011 7:16 62.7	25/12/2011 16:26 64.7	26/12/2011 9:36 65.5
18/12/2011 19:51 64.2	20/12/2011 21:01 65.2	22/12/2011 22:11 63.8	25/12/2011 7:21 62.7	25/12/2011 16:31 64.8	26/12/2011 9:41 65.0
18/12/2011 19:56 64.8	20/12/2011 21:06 65.7	22/12/2011 22:16 62.6	25/12/2011 7:26 62.9	25/12/2011 16:36 64.8	26/12/2011 9:46 64.3
18/12/2011 20:01 64.6	20/12/2011 21:11 65.1	22/12/2011 22:21 64.0	25/12/2011 7:31 61.8	25/12/2011 16:41 64.3	26/12/2011 9:51 64.8
18/12/2011 20:06 64.8	20/12/2011 21:16 65.3	22/12/2011 22:26 63.0	25/12/2011 7:36 63.2	25/12/2011 16:46 64.9	26/12/2011 9:56 65.0
18/12/2011 20:11 64.5	20/12/2011 21:21 65.5	22/12/2011 22:31 62.2	25/12/2011 7:41 65.4	25/12/2011 16:51 65.0	26/12/2011 10:01 65.0
18/12/2011 20:16 64.3	20/12/2011 21:26 65.2	22/12/2011 22:36 62.9	25/12/2011 7:46 63.9	25/12/2011 16:56 65.7	26/12/2011 10:06 64.4
18/12/2011 20:21 65.3	20/12/2011 21:31 64.8	22/12/2011 22:41 63.1	25/12/2011 7:51 63.3	25/12/2011 17:01 65.2	26/12/2011 10:11 65.0
18/12/2011 20:26 64.2	20/12/2011 21:36 65.0	22/12/2011 22:46 62.5	25/12/2011 7:56 63.3	25/12/2011 17:06 65.6	26/12/2011 10:16 64.3
18/12/2011 20:31 64.6	20/12/2011 21:41 64.9	22/12/2011 22:51 62.9	25/12/2011 8:01 63.8	25/12/2011 17:11 64.7	26/12/2011 10:21 64.6
18/12/2011 20:36 64.4	20/12/2011 21:46 64.5	22/12/2011 22:56 62.5	25/12/2011 8:06 63.7	25/12/2011 17:16 64.5	26/12/2011 10:26 64.3
18/12/2011 20:41 63.7	20/12/2011 21:51 64.6	23/12/2011 19:01 64.8	25/12/2011 8:11 63.8	25/12/2011 17:21 64.7	26/12/2011 10:31 65.1
18/12/2011 20:46 64.3	20/12/2011 21:56 65.2	23/12/2011 19:06 66.5	25/12/2011 8:16 63.3	25/12/2011 17:26 64.7	26/12/2011 10:36 65.1
18/12/2011 20:51 64.1	20/12/2011 22:01 64.7	23/12/2011 19:11 64.2	25/12/2011 8:21 63.8	25/12/2011 17:31 64.7	26/12/2011 10:41 64.6
18/12/2011 20:56 64.5	20/12/2011 22:06 64.5	23/12/2011 19:16 64.3	25/12/2011 8:26 63.8	25/12/2011 17:36 64.8	26/12/2011 10:46 64.7
18/12/2011 21:01 64.3	20/12/2011 22:11 64.7	23/12/2011 19:21 65.2	25/12/2011 8:31 63.4	25/12/2011 17:41 64.7	26/12/2011 10:51 64.1
18/12/2011 21:06 64.5	20/12/2011 22:16 64.7	23/12/2011 19:26 65.9	25/12/2011 8:36 64.9	25/12/2011 17:46 65.3	26/12/2011 10:56 65.2
18/12/2011 21:11 64.0	20/12/2011 22:21 64.4	23/12/2011 19:31 66.5	25/12/2011 8:41 64.2	25/12/2011 17:51 64.4	26/12/2011 11:01 65.0
18/12/2011 21:16 64.4	20/12/2011 22:26 64.7	23/12/2011 19:36 66.7	25/12/2011 8:46 64.5	25/12/2011 17:56 64.1	26/12/2011 11:06 65.3
18/12/2011 21:21 64.2	20/12/2011 22:31 64.8	23/12/2011 19:41 66.6	25/12/2011 8:51 65.4	25/12/2011 18:01 64.3	26/12/2011 11:11 65.4
18/12/2011 21:26 64.0	20/12/2011 22:36 64.5	23/12/2011 19:46 65.9	25/12/2011 8:56 64.5	25/12/2011 18:06 64.7	26/12/2011 11:16 65.0
18/12/2011 21:31 63.8	20/12/2011 22:41 64.9	23/12/2011 19:51 66.3	25/12/2011 9:01 65.0	25/12/2011 18:11 64.0	26/12/2011 11:21 65.4
18/12/2011 21:36 64.3	20/12/2011 22:46 64.9	23/12/2011 19:56 66.2	25/12/2011 9:06 64.5	25/12/2011 18:16 64.2	26/12/2011 11:26 65.1
18/12/2011 21:41 63.7	20/12/2011 22:51 64.6	23/12/2011 20:01 66.3	25/12/2011 9:11 64.7	25/12/2011 18:21 64.0	26/12/2011 11:31 65.2
18/12/2011 21:46 63.4	20/12/2011 22:56 64.9	23/12/2011 20:06 66.9	25/12/2011 9:16 65.4	25/12/2011 18:26 64.7	26/12/2011 11:36 64.8
18/12/2011 21:51 64.6	21/12/2011 19:01 64.8	23/12/2011 20:11 66.0	25/12/2011 9:21 64.1	25/12/2011 18:31 63.1	26/12/2011 11:41 65.0
18/12/2011 21:56 64.8	21/12/2011 19:06 64.2	23/12/2011 20:16 65.9	25/12/2011 9:26 64.7	25/12/2011 18:36 62.9	26/12/2011 11:46 65.5
18/12/2011 22:01 63.2	21/12/2011 19:11 64.3	23/12/2011 20:21 65.7	25/12/2011 9:31 65.2	25/12/2011 18:41 63.0	26/12/2011 11:51 64.3
18/12/2011 22:06 64.3	21/12/2011 19:16 64.6	23/12/2011 20:26 66.4	25/12/2011 9:36 64.6	25/12/2011 18:46 63.2	26/12/2011 11:56 64.7
18/12/2011 22:11 64.3	21/12/2011 19:21 64.5	23/12/2011 20:31 67.7	25/12/2011 9:41 64.9	25/12/2011 18:51 63.9	26/12/2011 12:01 64.4
18/12/2011 22:16 63.6	21/12/2011 19:26 64.1	23/12/2011 20:36 65.7	25/12/2011 9:46 64.6	25/12/2011 18:56 64.4	26/12/2011 12:06 64.1
18/12/2011 22:21 63.1	21/12/2011 19:31 64.8	23/12/2011 20:41 65.8	25/12/2011 9:51 65.0	25/12/2011 19:01 63.8	26/12/2011 12:11 64.4
18/12/2011 22:26 63.0	21/12/2011 19:36 66.5	23/12/2011 20:46 65.5	25/12/2011 9:56 64.1	25/12/2011 19:06 63.9	26/12/2011 12:16 64.9
18/12/2011 22:31 62.7	21/12/2011 19:41 64.2	23/12/2011 20:51 65.8	25/12/2011 10:01 65.5	25/12/2011 19:11 63.9	26/12/2011 12:21 64.1
18/12/2011 22:36 63.3	21/12/2011 19:46 64.6	23/12/2011 20:56 65.2	25/12/2011 10:06 65.5	25/12/2011 19:16 64.1	26/12/2011 12:26 64.0
18/12/2011 22:41 63.5	21/12/2011 19:51 65.1	23/12/2011 21:01 64.9	25/12/2011 10:11 64.5	25/12/2011 19:21 63.8	26/12/2011 12:31 64.3
18/12/2011 22:46 63.7	21/12/2011 19:56 65.2	23/12/2011 21:06 65.2	25/12/2011 10:16 65.6	25/12/2011 19:26 63.9	26/12/2011 12:36 64.3
18/12/2011 22:51 63.6	21/12/2011 20:01 65.5	23/12/2011 21:11 65.4	25/12/2011 10:21 64.5	25/12/2011 19:31 63.2	26/12/2011 12:41 63.8
18/12/2011 22:56 63.7	21/12/2011 20:06 64.9	23/12/2011 21:16 66.3	25/12/2011 10:26 66.5	25/12/2011 19:36 64.5	26/12/2011 12:46 63.8
19/12/2011 19:01 61.8	21/12/2011 20:11 65.2	23/12/2011 21:21 65.6	25/12/2011 10:31 65.1	25/12/2011 19:41 63.3	26/12/2011 12:51 64.6
19/12/2011 19:06 60.7	21/12/2011 20:16 64.7	23/12/2011 21:26 65.7	25/12/2011 10:36 64.9	25/12/2011 19:46 64.1	26/12/2011 12:56 64.4
19/12/2011 19:11 62.0	21/12/2011 20:21 65.3	23/12/2011 21:31 66.0	25/12/2011 10:41 64.7	25/12/2011 19:51 63.7	26/12/2011 13:01 63.7
19/12/2011 19:16 61.9	21/12/2011 20:26 66.1	23/12/2011 21:36 65.7	25/12/2011 10:46 66.2	25/12/2011 19:56 63.7	26/12/2011 13:06 64.6
19/12/2011 19:21 62.3	21/12/2011 20:31 64.9	23/12/2011 21:41 65.7	25/12/2011 10:51 64.7	25/12/2011 20:01 63.2	26/12/2011 13:11 64.2
19/12/2011 19:26 61.5	21/12/2011 20:36 65.0	23/12/2011 21:46 65.7	25/12/2011 10:56 65.0	25/12/2011 20:06 64.3	26/12/2011 13:16 64.6
19/12/2011 19:31 61.6	21/12/2011 20:41 64.7	23/12/2011 21:51 66.1	25/12/2011 11:01 64.9	25/12/2011 20:11 63.1	26/12/2011 13:21 64.8
19/12/2011 19:36 62.7	21/12/2011 20:46 64.9	23/12/2011 21:56 65.7	25/12/2011 11:06 65.0	25/12/2011 20:16 63.6	26/12/2011 13:26 64.6
19/12/2011 19:41 63.8	21/12/2011 20:51 63.9	23/12/2011 22:01 65.9	25/12/2011 11:11 64.7	25/12/2011 20:21 66.4	26/12/2011 13:31 64.4
19/12/2011 19:46 65.6	21/12/2011 20:56 64.3	23/12/2011 22:06 66.3	25/12/2011 11:16 64.6	25/12/2011 20:26 63.7	26/12/2011 13:36 65.3
19/12/2011 19:51 65.5	21/12/2011 21:01 64.7	23/12/2011 22:11 66.2	25/12/2011 11:21 65.0	25/12/2011 20:31 63.4	26/12/2011 13:41 64.8
19/12/2011 19:56 65.3	21/12/2011 21:06 63.7	23/12/2011 22:16 66.4	25/12/2011 11:26 65.3	25/12/2011 20:36 64.5	26/12/2011 13:46 64.5
19/12/2011 20:01 65.0	21/12/2011 21:11 64.3	23/12/2011 22:21 65.8	25/12/2011 11:31 64.8	25/12/2011 20:41 62.7	26/12/2011 13:51 65.4
19/12/2011 20:06 65.6	21/12/2011 21:16 64.2	23/12/2011 22:26 65.6	25/12/2011 11:36 64.9	25/12/2011 20:46 63.3	26/12/2011 13:56 64.6
19/12/2011 20:11 65.1	21/12/2011 21:21 65.0	23/12/2011 22:31 65.2	25/12/2011 11:41 64.9	25/12/2011 20:51 63.3	26/12/2011 14:01 64.6
19/12/2011 20:16 64.8	21/12/2011 21:26 65.6	23/12/2011 22:36 66.4	25/12/2011 11:46 65.1	25/12/2011 20:56 62.9	26/12/2011 14:06 65.1
19/12/2011 20:21 64.6	21/12/2011 21:31 64.4	23/12/2011 22:41 66.4	25/12/2011 11:51 64.1	25/12/2011 21:01 63.7	26/12/2011 14:11 64.8
19/12/2011 20:26 65.4	21/12/2011 21:36 64.6	23/12/2011 22:46 65.5	25/12/2011 11:56 64.3	25/12/2011 21:06 63.5	26/12/2011 14:16 64.6
19/12/2011 20:31 64.8	21/12/2011 21:41 64.0	23/12/2011 22:51 65.9	25/12/2011 12:01 64.0	25/12/2011 21:11 63.1	26/12/2011 14:21 65.7
19/12/2011 20:36 65.0	21/12/2011 21:46 65.5	23/12/2011 22:56 66.6	25/12/2011 12:06 64.3	25/12/2011 21:16 64.6	26/12/2011 14:26 65.0
19/12/2011 20:41 64.9	21/12/2011 21:51 64.7	24/12/2011 19:01 66.2	25/12/2011 12:11 63.5	25/12/2011 21:21 62.8	26/12/2011 14:31 64.6
19/12/2011 20:46 65.4	21/12/2011 21:56 64.4	24/12/2011 19:06 65.3	25/12/2011 12:16 63.3	25/12/2011 21:26 62.3	26/12/2011 14:36 64.6
19/12/2011 20:51 64.8	21/12/2011 22:01 65.2	24/12/2011 19:11 65.2	25/12/2011 12:21 63.9	25/12/2011 21:31 63.5	26/12/2011 14:41 65.0
19/12/2011 20:56 65.4	21/12/2011 22:06 64.5	24/12/2011 19:16 65.7	25/12/2011 12:26 64.0	25/12/2011 21:36 62.4	26/12/2011 14:46 64.3
19/12/2011 21:01 64.4	21/12/2011 22:11 64.6	24/12/2011 19:21 65.7	25/12/2011 12:31 65.0	25/12/2011 21:41 63.1	26/12/2011 14:51 64.0
19/12/2011 21:06 64.5	21/12/2011 22:16 64.3	24/12/2011 19:26 65.9	25/12/2011 12:36 64.9	25/12/2011 21:46 62.7	26/12/2011 14:56 64.1
19/12/2011 21:11 64.6	21/12/2011 22:21 64.8	24/12/2011 19:31 65.8	25/12/2011 12:41 64.2	25/12/2011 21:51 64.0	26/12/2011 15:01 65.1
19/12/2011 21:16 64.3	21/12/2011 22:26 64.5	24/12/2011 19:36 65.0	25/12/2011 12:46 64.5	25/12/2011 21:56 61.3	26/12/2011 15:06 64.9
19/12/2011 21:21 64.2	21/12/2011 22:31 63.9	24/12/2011 19:41 65.5	25/12/2011 12:51 64.6	25/12/2011 22:01 62.4	26/12/2011 15:11 64.9
19/12/2011 21:26 64.3	21/12/2011 22:36 64.3	24/12/2011 19:46 64.9	25/12/2011 12:56 64.1	25/12/2011 22:06 68.7	26/12/2011 15:16 64.5
19/12/2011 21:31 64.7	21/12/2011 22:41 64.2	24/12/2011 19:51 65.2	25/12/2011 13:01 63.7	25/12/2011 22:11 68.8	26/12/2011 15:21 64.2
19/12/2011 21:36 64.0	21/12/2011 22:46 63.9	24/12/2011 19:56 64.9	25/12/2011 13:06 64.5	25/12/2011 22:16 66.1	26/12/2011 15:26 64.0
19/12/2011 21:41 64.3	21/12/2011 22:51 63.5	24/12/2011 20:01 64.8	25/12/2011 13:11 65.2	25/12/2011 22:21 60.6	26/12/2011 15:31 64.1
19/12/2011 21:46 64.5	21/12/2011 22:56 63.6	24/12/2011 20:06 65.4	25/12/2011 13:16 64.5	25/12/2011 22:26 67.0	26/12/2011 15:36 64.4
19/12/2011 21:51 64.6	22/12/2011 19:01 64.3	24/12/2011 20:11 64.7	25/12/2011 13:21 64.2	25/12/2011 22:31 66.8	26/12/2011 15:41 63.8
19/12/2011 21:56 64.5	22/12/2011 19:06 63.7	24/12/2011 20:16 64.9	25/12/2011 13:26 64.1	25/12/2011 22:36 66.6	26/12/2011 15:46 64.2
19/12/2011 22:01 63.9	22/12/2011 19:11 64.2	24/12/2011 20:21 64.9	25/12/2011 13:31 64.1	25/12/2011 22:41 63.0	26/12/2011 15:51 64.3
19/12/2011 22:06 64.4	22/12/2011 19:16 63.9	24/12/2011 20:26 64.7	25/12/2011 13:36 64.7	25/12/2011 22:46 63.2	26/12/2011 15:56 64.4
19/12/2011 22:11 64.6	22/12/2011 19:21 63.7	24/12/2011 20:31 64.8	25/12/2011 13:41 64.3	25/12/2011 22:51 63.4	26/12/2011 16:01 64.1
19/12/2011 22:16 64.5	22/12/2011 19:26 65.5	24/12/2011 20:36 65.5	25/12/2011 13:46 64.2	25/12/2011 22:56 58.3	26/12/2011 16:06 63.2
19/12/2011 22:21 65.2	22/12/2011 19:31 65.7	24/12/2011 20:41 64.9	25/12/2011 13:51 64.8	26/12/2011 7:01 61.3	26/12/2011 16:11 64.5
19/12/2011 22:26 65.0	22/12/2011 19:36 65.0	24/12/2011 20:46 64.8	25/12/2011 13:56 64.9	26/12/2011 7:06 62.0	26/12/2011 16:16 64.0
19/12/2011 22:31 64.0	22/12/2011 19:41 65.6	24/12/2011 20:51 64.9	25/12/2011 14:01 64.5	26/12/2011 7:11 62.3	26/12/2011 16:21 64.3
19/12/2011 22:36 64.4	22/12/2011 19:46 65.0	24/12/2011 20:56 64.7	25/12/2011 14:06 64.6	26/12/2011 7:16 61.4	26/12/2011 16:26 65.0
19/12/2011 22:41 64.6	22/12/2011 19:51 65.3	24/12/2011 21:01 64.9	25/12/2011 14:11 64.2	26/12/2011 7:21 61.9	26/12/2011 16:31 64.4
19/12/2011 22:46 64.3	22/12/2011 19:56 64.8	24/12/2011 21:06 64.3	25/12/2011 14:16 64.0	26/12/2011 7:26 62.6	26/12/2011 16:36 64.1
19/12/2011 22:51 64.5	22/12/2011 20:01 65.5	24/12/2011 21:11 64.2	25/12/2011 14:21 64.3	26/12/2011 7:31 62.1	26/12/2011 16:41 64.1
19/12/2011 22:56 63.7	22/12/2011 20:06 64.9	24/12/2011 21:16 65.0	25/12/2011 14:26 64.6	26/12/2011 7:36 62.3	26/12/2011 16:46 63.9
20/12/2011 19:01 64.4	22/12/2011 20:11 65.6	24/12/2011 21:21 63.9	25/12/2011 14:31 64.2	26/12/2011 7:41 63.5	26/12/2011 16:51 64.5
20/12/2011 19:06 64.6	22/12/2011 20:16 65.0	24/12/2011 21:26 63.9	25/12/2011 14:36 64.4	26/12/2011 7:46 62.6	26/12/2011 16:56 64.6
20/12/2011 19:11 64.4	22/12/2011 20:21 65.3	24/12/2011 21:31 64.3	25/12/2011 14:41 63.6	26/12/2011 7:51 62.7	26/12/2011 17:01 64.6
20/12/2011 19:16 64.9	22/12/2011 20:26 65.4	24/12/2011 21:36 64.9	25/12/2011 14:46 64.1	26/12/2011 7:56 62.8	26/12/2011 17:06 64.8
20/12/2011 19:21 65.4	22/12/2011 20:31 65.1	24/12/2011 21:41 64.1	25/12/2011 14:51 64.2	26/12/2011 8:01 61.9	26/12/2011 17:11 64.7
20/12/2011 19:26 65.5	22/12/2011 20:36 65.4	24/12/2011 21:46 64.0	25/12/2011 14:56 63.8	26/12/2011 8:06 61.9	26/12/2011 17:16 64.7
20/12/2011 19:31 65.9	22/12/2011 20:41 64.9	24/12/2011 21:51 64.6	25/12/2011 15:01 64.2	26/12/2011 8:11 63.2	26/12/2011 17:21 64.2
20/12/2011 19:36 65.8	22/12/2011 20:46 64.4	24/12/2011 21:56 63.9	25/12/2011 15:06 64.9	26/12/2011 8:16 63.4	26/12/2011 17:26 64.5
20/12/2011 19:41 65.8	22/12/2011 20:51 64.8	24/12/2011 22:01 63.9	25/12/2011 15:11 64.5	26/12/2011 8:21 64.1	26/12/2011 17:31 64.0
20/12/2011 19:46 65.9	22/12/2011 20:56 64.5	24/12/2011 22:06 64.2	25/12/2011 15:16 64.2	26/12/2011 8:26 64.0	26/12/2011 17:36 63.9
20/12/2011 19:51 65.9	22/12/2011 21:01 64.8	24/12/2011 22:11 64.7	25/12/2011 15:21 64.9	26/12/2011 8:31 64.0	26/12/2011 17:41 63.5
20/12/2011 19:56 65.8	22/12/2011 21:06 64.4	24/12/2011 22:16 64.3	25/12/2011 15:26 63.8	26/12/2011 8:36 64.1	26/12/2011 17:46 63.9
20/12/2011 20:01 65.7	22/12/2011 21:11 64.7	24/12/2011 22:21 64.5	25/12/2011 15:31 64.2	26/12/2011 8:41 64.5	26/12/2011 17:51 62.5
20/12/2011 20:06 66.1	22/12/2011 21:16 64.7	24/12/2011 22:26 64.2	25/12/2011 15:36 64.7	26/12/2011 8:46 64.2	26/12/2011 17:56 63.2
20/12/2011 20:11 65.9	22/12/2011 21:21 64.5	24/12/2011 22:31 64.4	25/12/2011 15:41 67.4	26/12/2011 8:51 65.1	26/12/2011 18:01 63.9
20/12/2011 20:16 66.0	22/12/2011 21:26 64.9	24/12/2011 22:36 64.7	25/12/2011 15:46 63.9	26/12/2011 8:56 64.2	26/12/2011 18:06 63.1
20/12/2011 20:21 66.2	22/12/2011 21:31 65.1	24/12/2011 22:41 64.7	25/12/2011 15:51 64.9	26/12/2011 9:01 64.8	26/12/2011 18:11 62.6
20/12/2011 20:26 65.7	22/12/2011 21:36 64.2	24/12/2011 22:46 64.6	25/12/2011 15:56 64.5	26/12/2011 9:06 64.6	26/12/2011 18:16 62.5
20/12/2011 20:31 66.0	22/12/2011 21:41 63.6	24/12/2011 22:51 65.1	25/12/2011 16:01 64.9	26/12/2011 9:11 64.7	26/12/2011 18:21 62.0
20/12/2011 20:36 65.4	22/12/2011 21:46 63.9	24/12/2011 22:56 64.4	25/12/2011 16:06 65.4	26/12/2011 9:16 64.7	26/12/2011 18:26 62.3
20/12/2011 20:41 65.4	22/12/2011 21:51 64.0	25/12/2011 7:01 62.6	25/12/2011 16:11 64.1	26/12/2011 9:21 65.6	26/12/2011 18:31 62.1
20/12/2011 20:46 65.1	22/12/2011 21:56 63.2	25/12/2011 7:06 63.1	25/12/2011 16:16 64.7	26/12/2011 9:26 64.6	26/12/2011 18:36 62.4

Real-time Noise Data RTN1 (FEHD Hong Kong Transport Section Whitefield Depot)

26/12/2011 18:41 62.7	27/12/2011 11:51 61.7	27/12/2011 21:01 61.4	28/11/2011 23:01 63.7	30/11/2011 0:11 62.4	1/12/2011 1:21 61.4
26/12/2011 18:46 65.0	27/12/2011 11:56 62.1	27/12/2011 21:06 61.8	28/11/2011 23:06 63.5	30/11/2011 0:16 62.7	1/12/2011 1:26 60.7
26/12/2011 18:51 62.5	27/12/2011 12:01 61.8	27/12/2011 21:11 61.7	28/11/2011 23:11 63.7	30/11/2011 0:21 62.1	1/12/2011 1:31 61.0
26/12/2011 18:56 63.1	27/12/2011 12:06 62.3	27/12/2011 21:16 62.7	28/11/2011 23:16 64.1	30/11/2011 0:26 62.5	1/12/2011 1:36 61.1
26/12/2011 19:01 63.7	27/12/2011 12:11 61.7	27/12/2011 21:21 61.7	28/11/2011 23:21 64.1	30/11/2011 0:31 62.3	1/12/2011 1:41 61.7
26/12/2011 19:06 63.3	27/12/2011 12:16 61.9	27/12/2011 21:26 61.6	28/11/2011 23:26 63.7	30/11/2011 0:36 62.4	1/12/2011 1:46 60.4
26/12/2011 19:11 64.0	27/12/2011 12:21 61.2	27/12/2011 21:31 61.9	28/11/2011 23:31 63.8	30/11/2011 0:41 62.0	1/12/2011 1:51 61.5
26/12/2011 19:16 64.7	27/12/2011 12:26 61.5	27/12/2011 21:36 61.9	28/11/2011 23:36 63.7	30/11/2011 0:46 61.2	1/12/2011 1:56 61.0
26/12/2011 19:21 63.6	27/12/2011 12:31 62.0	27/12/2011 21:41 61.7	28/11/2011 23:41 63.6	30/11/2011 0:51 61.2	1/12/2011 2:01 60.9
26/12/2011 19:26 64.6	27/12/2011 12:36 61.7	27/12/2011 21:46 62.8	28/11/2011 23:46 63.7	30/11/2011 0:56 60.9	1/12/2011 2:06 60.1
26/12/2011 19:31 64.3	27/12/2011 12:41 61.9	27/12/2011 21:51 61.6	28/11/2011 23:51 63.6	30/11/2011 1:01 60.5	1/12/2011 2:11 60.0
26/12/2011 19:36 63.7	27/12/2011 12:46 61.9	27/12/2011 21:56 61.8	28/11/2011 23:56 63.7	30/11/2011 1:06 60.7	1/12/2011 2:16 59.9
26/12/2011 19:41 63.8	27/12/2011 12:51 61.9	27/12/2011 22:01 61.8	29/11/2011 0:01 62.6	30/11/2011 1:11 60.7	1/12/2011 2:21 60.0
26/12/2011 19:46 63.3	27/12/2011 12:56 62.7	27/12/2011 22:06 61.9	29/11/2011 0:06 62.4	30/11/2011 1:16 60.7	1/12/2011 2:26 59.4
26/12/2011 19:51 63.8	27/12/2011 13:01 63.5	27/12/2011 22:11 62.8	29/11/2011 0:11 62.6	30/11/2011 1:21 60.3	1/12/2011 2:31 60.8
26/12/2011 19:56 63.7	27/12/2011 13:06 62.5	27/12/2011 22:16 62.2	29/11/2011 0:16 62.5	30/11/2011 1:26 60.4	1/12/2011 2:36 59.7
26/12/2011 20:01 63.4	27/12/2011 13:11 62.6	27/12/2011 22:21 62.7	29/11/2011 0:21 62.1	30/11/2011 1:31 60.2	1/12/2011 2:41 59.6
26/12/2011 20:06 63.5	27/12/2011 13:16 62.5	27/12/2011 22:26 63.8	29/11/2011 0:26 62.3	30/11/2011 1:36 60.3	1/12/2011 2:46 60.6
26/12/2011 20:11 62.4	27/12/2011 13:21 63.7	27/12/2011 22:31 62.4	29/11/2011 0:31 62.4	30/11/2011 1:41 60.3	1/12/2011 2:51 61.6
26/12/2011 20:16 63.5	27/12/2011 13:26 62.9	27/12/2011 22:36 61.5	29/11/2011 0:36 61.5	30/11/2011 1:46 60.3	1/12/2011 2:56 59.0
26/12/2011 20:21 62.4	27/12/2011 13:31 63.9	27/12/2011 22:41 61.8	29/11/2011 0:41 61.5	30/11/2011 1:51 60.0	1/12/2011 3:01 60.3
26/12/2011 20:26 62.3	27/12/2011 13:36 62.6	27/12/2011 22:46 61.6	29/11/2011 0:46 61.3	30/11/2011 1:56 59.9	1/12/2011 3:06 59.0
26/12/2011 20:31 61.9	27/12/2011 13:41 63.3	27/12/2011 22:51 62.1	29/11/2011 0:51 61.1	30/11/2011 2:01 59.7	1/12/2011 3:11 60.0
26/12/2011 20:36 62.2	27/12/2011 13:46 63.3	27/12/2011 22:56 61.5	29/11/2011 0:56 61.1	30/11/2011 2:06 59.7	1/12/2011 3:16 59.2
26/12/2011 20:41 63.5	27/12/2011 13:51 63.4		29/11/2011 1:01 60.9	30/11/2011 2:11 60.1	1/12/2011 3:21 59.4
26/12/2011 20:46 62.0	27/12/2011 13:56 62.8	Night-time 23:00-07:00	29/11/2011 1:06 60.8	30/11/2011 2:16 59.8	1/12/2011 3:26 60.4
26/12/2011 20:51 61.9	27/12/2011 14:01 63.2	28/11/2011 0:01 62.1	29/11/2011 1:11 60.5	30/11/2011 2:21 59.2	1/12/2011 3:31 60.2
26/12/2011 20:56 62.3	27/12/2011 14:06 63.4	28/11/2011 0:06 62.3	29/11/2011 1:16 60.4	30/11/2011 2:26 59.0	1/12/2011 3:36 59.8
26/12/2011 21:01 61.4	27/12/2011 14:11 64.4	28/11/2011 0:11 63.0	29/11/2011 1:21 60.4	30/11/2011 2:31 59.4	1/12/2011 3:41 60.4
26/12/2011 21:06 61.7	27/12/2011 14:16 63.4	28/11/2011 0:16 61.4	29/11/2011 1:26 60.3	30/11/2011 2:36 59.4	1/12/2011 3:46 59.2
26/12/2011 21:11 61.8	27/12/2011 14:21 63.6	28/11/2011 0:21 62.6	29/11/2011 1:31 60.0	30/11/2011 2:41 59.2	1/12/2011 3:51 60.4
26/12/2011 21:16 62.4	27/12/2011 14:26 63.4	28/11/2011 0:26 62.8	29/11/2011 1:36 60.4	30/11/2011 2:46 59.0	1/12/2011 3:56 59.8
26/12/2011 21:21 61.8	27/12/2011 14:31 64.8	28/11/2011 0:31 62.0	29/11/2011 1:41 60.6	30/11/2011 2:51 58.5	1/12/2011 4:01 58.7
26/12/2011 21:26 62.0	27/12/2011 14:36 62.8	28/11/2011 0:36 61.3	29/11/2011 1:46 59.9	30/11/2011 2:56 58.8	1/12/2011 4:06 59.4
26/12/2011 21:31 63.0	27/12/2011 14:41 62.6	28/11/2011 0:41 60.8	29/11/2011 1:51 60.2	30/11/2011 3:01 58.8	1/12/2011 4:11 59.4
26/12/2011 21:36 63.8	27/12/2011 14:46 62.6	28/11/2011 0:46 61.5	29/11/2011 1:56 59.6	30/11/2011 3:06 58.7	1/12/2011 4:16 58.6
26/12/2011 21:41 67.8	27/12/2011 14:51 63.9	28/11/2011 0:51 60.9	29/11/2011 2:01 59.7	30/11/2011 3:11 59.1	1/12/2011 4:21 59.3
26/12/2011 21:46 66.5	27/12/2011 14:56 63.3	28/11/2011 0:56 60.4	29/11/2011 2:06 59.3	30/11/2011 3:16 60.7	1/12/2011 4:26 59.5
26/12/2011 21:51 64.1	27/12/2011 15:01 63.4	28/11/2011 1:01 59.4	29/11/2011 2:11 59.4	30/11/2011 3:21 58.7	1/12/2011 4:31 60.1
26/12/2011 21:56 63.3	27/12/2011 15:06 63.3	28/11/2011 1:06 60.9	29/11/2011 2:16 59.6	30/11/2011 3:26 59.0	1/12/2011 4:36 59.7
26/12/2011 22:01 68.6	27/12/2011 15:11 63.4	28/11/2011 1:11 59.5	29/11/2011 2:21 58.7	30/11/2011 3:31 58.2	1/12/2011 4:41 60.1
26/12/2011 22:06 67.7	27/12/2011 15:16 65.2	28/11/2011 1:16 60.1	29/11/2011 2:26 58.5	30/11/2011 3:36 58.3	1/12/2011 4:46 59.7
26/12/2011 22:11 63.5	27/12/2011 15:21 63.5	28/11/2011 1:21 59.9	29/11/2011 2:31 59.6	30/11/2011 3:41 58.5	1/12/2011 4:51 59.4
26/12/2011 22:16 63.8	27/12/2011 15:26 63.3	28/11/2011 1:26 59.4	29/11/2011 2:36 58.8	30/11/2011 3:46 58.7	1/12/2011 4:56 59.8
26/12/2011 22:21 63.3	27/12/2011 15:31 63.2	28/11/2011 1:31 59.7	29/11/2011 2:41 59.1	30/11/2011 3:51 58.4	1/12/2011 5:01 60.0
26/12/2011 22:26 63.6	27/12/2011 15:36 62.0	28/11/2011 1:36 59.2	29/11/2011 2:46 59.1	30/11/2011 3:56 58.0	1/12/2011 5:06 59.3
26/12/2011 22:31 63.8	27/12/2011 15:41 63.1	28/11/2011 1:41 60.5	29/11/2011 2:51 59.4	30/11/2011 4:01 58.4	1/12/2011 5:11 59.9
26/12/2011 22:36 63.5	27/12/2011 15:46 63.0	28/11/2011 1:46 59.2	29/11/2011 2:56 58.4	30/11/2011 4:06 58.6	1/12/2011 5:16 59.9
26/12/2011 22:41 63.2	27/12/2011 15:51 63.1	28/11/2011 1:51 58.2	29/11/2011 3:01 58.7	30/11/2011 4:11 58.7	1/12/2011 5:21 60.0
26/12/2011 22:46 63.0	27/12/2011 15:56 62.8	28/11/2011 1:56 57.9	29/11/2011 3:06 58.3	30/11/2011 4:16 58.1	1/12/2011 5:26 60.6
26/12/2011 22:51 63.6	27/12/2011 16:01 63.1	28/11/2011 2:01 59.0	29/11/2011 3:11 58.9	30/11/2011 4:21 58.3	1/12/2011 5:31 61.7
26/12/2011 22:56 63.5	27/12/2011 16:06 62.8	28/11/2011 2:06 57.7	29/11/2011 3:16 59.1	30/11/2011 4:26 58.6	1/12/2011 5:36 61.5
27/12/2011 7:01 63.9	27/12/2011 16:11 63.6	28/11/2011 2:11 59.4	29/11/2011 3:21 58.5	30/11/2011 4:31 58.5	1/12/2011 5:41 61.6
27/12/2011 7:06 63.2	27/12/2011 16:16 63.5	28/11/2011 2:16 58.1	29/11/2011 3:26 58.6	30/11/2011 4:36 57.8	1/12/2011 5:46 61.1
27/12/2011 7:11 61.1	27/12/2011 16:21 64.2	28/11/2011 2:21 58.1	29/11/2011 3:31 58.6	30/11/2011 4:41 58.7	1/12/2011 5:51 62.3
27/12/2011 7:16 60.1	27/12/2011 16:26 63.8	28/11/2011 2:26 58.8	29/11/2011 3:36 58.7	30/11/2011 4:46 57.9	1/12/2011 5:56 61.8
27/12/2011 7:21 59.6	27/12/2011 16:31 64.5	28/11/2011 2:31 58.1	29/11/2011 3:41 58.4	30/11/2011 4:51 58.6	1/12/2011 6:01 61.1
27/12/2011 7:26 59.4	27/12/2011 16:36 63.7	28/11/2011 2:36 57.5	29/11/2011 3:46 58.6	30/11/2011 4:56 58.2	1/12/2011 6:06 62.7
27/12/2011 7:31 60.2	27/12/2011 16:41 63.4	28/11/2011 2:41 58.9	29/11/2011 3:51 58.7	30/11/2011 5:01 58.9	1/12/2011 6:11 63.2
27/12/2011 7:36 59.6	27/12/2011 16:46 63.2	28/11/2011 2:46 57.4	29/11/2011 3:56 58.4	30/11/2011 5:06 58.7	1/12/2011 6:16 62.9
27/12/2011 7:41 59.2	27/12/2011 16:51 62.8	28/11/2011 2:51 59.3	29/11/2011 4:01 57.7	30/11/2011 5:11 59.9	1/12/2011 6:21 63.1
27/12/2011 7:46 60.2	27/12/2011 16:56 63.3	28/11/2011 2:56 57.2	29/11/2011 4:06 58.2	30/11/2011 5:16 58.8	1/12/2011 6:26 64.9
27/12/2011 7:51 59.8	27/12/2011 17:01 63.2	28/11/2011 3:01 57.3	29/11/2011 4:11 58.2	30/11/2011 5:21 59.5	1/12/2011 6:31 64.1
27/12/2011 7:56 60.0	27/12/2011 17:06 63.0	28/11/2011 3:06 58.3	29/11/2011 4:16 58.2	30/11/2011 5:26 60.5	1/12/2011 6:36 64.8
27/12/2011 8:01 60.5	27/12/2011 17:11 62.8	28/11/2011 3:11 59.3	29/11/2011 4:21 58.2	30/11/2011 5:31 60.2	1/12/2011 6:41 65.5
27/12/2011 8:06 62.1	27/12/2011 17:16 62.5	28/11/2011 3:16 57.4	29/11/2011 4:26 58.3	30/11/2011 5:36 60.1	1/12/2011 6:46 65.0
27/12/2011 8:11 65.8	27/12/2011 17:21 63.1	28/11/2011 3:21 56.4	29/11/2011 4:31 58.8	30/11/2011 5:41 60.6	1/12/2011 6:51 65.7
27/12/2011 8:16 66.5	27/12/2011 17:26 63.4	28/11/2011 3:26 57.0	29/11/2011 4:36 57.9	30/11/2011 5:46 60.8	1/12/2011 6:56 66.1
27/12/2011 8:21 63.8	27/12/2011 17:31 62.3	28/11/2011 3:31 56.8	29/11/2011 4:41 58.6	30/11/2011 5:51 61.4	1/12/2011 23:01 64.7
27/12/2011 8:26 62.6	27/12/2011 17:36 62.2	28/11/2011 3:36 57.6	29/11/2011 4:46 58.1	30/11/2011 5:56 60.9	1/12/2011 23:06 64.5
27/12/2011 8:31 64.3	27/12/2011 17:41 63.1	28/11/2011 3:41 57.7	29/11/2011 4:51 58.2	30/11/2011 6:01 60.9	1/12/2011 23:11 64.6
27/12/2011 8:36 61.8	27/12/2011 17:46 62.4	28/11/2011 3:46 57.4	29/11/2011 4:56 58.4	30/11/2011 6:06 61.3	1/12/2011 23:16 64.8
27/12/2011 8:41 61.9	27/12/2011 17:51 62.5	28/11/2011 3:51 56.6	29/11/2011 5:01 59.1	30/11/2011 6:11 62.1	1/12/2011 23:21 64.5
27/12/2011 8:46 62.1	27/12/2011 17:56 62.6	28/11/2011 3:56 57.7	29/11/2011 5:06 58.5	30/11/2011 6:16 62.0	1/12/2011 23:26 64.1
27/12/2011 8:51 61.7	27/12/2011 18:01 62.9	28/11/2011 4:01 57.1	29/11/2011 5:11 59.5	30/11/2011 6:21 62.7	1/12/2011 23:31 64.4
27/12/2011 8:56 62.9	27/12/2011 18:06 62.6	28/11/2011 4:06 59.0	29/11/2011 5:16 59.1	30/11/2011 6:26 63.3	1/12/2011 23:36 63.9
27/12/2011 9:01 62.2	27/12/2011 18:11 62.5	28/11/2011 4:11 57.7	29/11/2011 5:21 59.9	30/11/2011 6:31 62.9	1/12/2011 23:41 63.3
27/12/2011 9:06 63.3	27/12/2011 18:16 62.7	28/11/2011 4:16 56.2	29/11/2011 5:26 60.4	30/11/2011 6:36 63.8	1/12/2011 23:46 64.0
27/12/2011 9:11 62.8	27/12/2011 18:21 63.7	28/11/2011 4:21 57.0	29/11/2011 5:31 60.7	30/11/2011 6:41 63.7	1/12/2011 23:51 64.3
27/12/2011 9:16 63.0	27/12/2011 18:26 63.9	28/11/2011 4:26 56.9	29/11/2011 5:36 60.7	30/11/2011 6:46 64.0	1/12/2011 23:56 64.4
27/12/2011 9:21 62.5	27/12/2011 18:31 62.5	28/11/2011 4:31 57.4	29/11/2011 5:41 60.6	30/11/2011 6:51 64.5	2/12/2011 0:01 63.7
27/12/2011 9:26 63.1	27/12/2011 18:36 64.4	28/11/2011 4:36 57.4	29/11/2011 5:46 60.8	30/11/2011 6:56 64.5	2/12/2011 0:06 63.4
27/12/2011 9:31 64.0	27/12/2011 18:41 62.6	28/11/2011 4:41 58.7	29/11/2011 5:51 61.4	30/11/2011 23:01 63.7	2/12/2011 0:11 63.8
27/12/2011 9:36 63.6	27/12/2011 18:46 63.4	28/11/2011 4:46 57.7	29/11/2011 5:56 61.6	30/11/2011 23:06 63.6	2/12/2011 0:16 63.0
27/12/2011 9:41 63.6	27/12/2011 18:51 63.3	28/11/2011 4:51 57.5	29/11/2011 6:01 60.9	30/11/2011 23:11 63.7	2/12/2011 0:21 62.4
27/12/2011 9:46 64.1	27/12/2011 18:56 63.0	28/11/2011 4:56 58.7	29/11/2011 6:06 61.7	30/11/2011 23:16 63.9	2/12/2011 0:26 62.7
27/12/2011 9:51 63.3	27/12/2011 19:01 62.3	28/11/2011 5:01 57.6	29/11/2011 6:11 62.6	30/11/2011 23:21 64.2	2/12/2011 0:31 63.3
27/12/2011 9:56 63.6	27/12/2011 19:06 63.1	28/11/2011 5:06 58.0	29/11/2011 6:16 62.3	30/11/2011 23:26 63.8	2/12/2011 0:36 62.1
27/12/2011 10:01 63.6	27/12/2011 19:11 61.9	28/11/2011 5:11 57.4	29/11/2011 6:21 62.9	30/11/2011 23:31 63.7	2/12/2011 0:41 62.4
27/12/2011 10:06 64.6	27/12/2011 19:16 62.0	28/11/2011 5:16 58.6	29/11/2011 6:26 64.0	30/11/2011 23:36 63.9	2/12/2011 0:46 62.6
27/12/2011 10:11 63.4	27/12/2011 19:21 62.2	28/11/2011 5:21 58.6	29/11/2011 6:31 63.5	30/11/2011 23:41 63.4	2/12/2011 0:51 62.3
27/12/2011 10:16 62.9	27/12/2011 19:26 64.2	28/11/2011 5:26 59.3	29/11/2011 6:36 64.1	30/11/2011 23:46 64.1	2/12/2011 0:56 62.3
27/12/2011 10:21 64.1	27/12/2011 19:31 64.1	28/11/2011 5:31 58.3	29/11/2011 6:41 64.3	30/11/2011 23:51 63.2	2/12/2011 1:01 61.1
27/12/2011 10:26 63.9	27/12/2011 19:36 62.5	28/11/2011 5:36 59.9	29/11/2011 6:46 64.7	30/11/2011 23:56 62.9	2/12/2011 1:06 61.4
27/12/2011 10:31 63.1	27/12/2011 19:41 62.9	28/11/2011 5:41 59.7	29/11/2011 6:51 65.0	1/12/2011 0:01 63.3	2/12/2011 1:11 61.6
27/12/2011 10:36 64.6	27/12/2011 19:46 62.3	28/11/2011 5:46 60.6	29/11/2011 6:56 65.2	1/12/2011 0:06 63.1	2/12/2011 1:16 61.8
27/12/2011 10:41 63.6	27/12/2011 19:51 62.3	28/11/2011 5:51 60.8	29/11/2011 23:01 63.3	1/12/2011 0:11 63.3	2/12/2011 1:21 61.0
27/12/2011 10:46 63.9	27/12/2011 19:56 61.6	28/11/2011 5:56 60.4	29/11/2011 23:06 63.3	1/12/2011 0:16 63.6	2/12/2011 1:26 61.5
27/12/2011 10:51 64.1	27/12/2011 20:01 62.0	28/11/2011 6:01 60.2	29/11/2011 23:11 63.3	1/12/2011 0:21 63.1	2/12/2011 1:31 60.8
27/12/2011 10:56 63.8	27/12/2011 20:06 62.0	28/11/2011 6:06 61.5	29/11/2011 23:16 63.6	1/12/2011 0:26 63.3	2/12/2011 1:36 61.5
27/12/2011 11:01 64.0	27/12/2011 20:11 61.9	28/11/2011 6:11 60.9	29/11/2011 23:21 63.4	1/12/2011 0:31 63.1	2/12/2011 1:41 61.4
27/12/2011 11:06 63.8	27/12/2011 20:16 63.5	28/11/2011 6:16 62.6	29/11/2011 23:26 63.0	1/12/2011 0:36 62.4	2/12/2011 1:46 61.4
27/12/2011 11:11 63.9	27/12/2011 20:21 62.5	28/11/2011 6:21 62.6	29/11/2011 23:31 63.2	1/12/2011 0:41 61.6	2/12/2011 1:51 61.5
27/12/2011 11:16 63.3	27/12/2011 20:26 62.1	28/11/2011 6:26 63.4	29/11/2011 23:36 63.1	1/12/2011 0:46 62.4	2/12/2011 1:56 60.4
27/12/2011 11:21 64.1	27/12/2011 20:31 62.9	28/11/2011 6:31 63.0	29/11/2011 23:41 62.9	1/12/2011 0:51 61.6	2/12/2011 2:01 60.7
27/12/2011 11:26 65.1	27/12/2011 20:36 61.7	28/11/2011 6:36 63.9	29/11/2011 23:46 63.0	1/12/2011 0:56 61.9	2/12/2011 2:06 60.8
27/12/2011 11:31 63.2	27/12/2011 20:41 62.0	28/11/2011 6:41 64.0	29/11/2011 23:51 63.3	1/12/2011 1:01 62.7	2/12/2011 2:11 60.6
27/12/2011 11:36 63.6	27/12/2011 20:46 61.7	28/11/2011 6:46 64.5	29/11/2011 23:56 63.1	1/12/2011 1:06 62.0	2/12/2011 2:16 61.4
27/12/2011 11:41 62.9	27/12/2011 20:51 61.1	28/11/2011 6:51 64.5	30/11/2011 0:01 63.0	1/12/2011 1:11 61.4	2/12/2011 2:21 59.6
27/12/2011 11:46 62.2	27/12/2011 20:56 63.1	28/11/2011 6:56 64.8	30/11/2011 0:06 62.5	1/12/2011 1:16 61.1	2/12/2011 2:26 59.0

Real-time Noise Data RTN1 (FEHD Hong Kong Transport Section Whitefield Depot)

2/12/2011 2:31	60.7	3/12/2011 3:41	60.1	4/12/2011 4:51	60.4	5/12/2011 6:01	61.6	6/12/2011 23:11	63.1	8/12/2011 0:21	61.8
2/12/2011 2:36	59.8	3/12/2011 3:46	59.5	4/12/2011 4:56	60.9	5/12/2011 6:06	61.6	6/12/2011 23:16	62.7	8/12/2011 0:26	62.6
2/12/2011 2:41	60.5	3/12/2011 3:51	59.0	4/12/2011 5:01	60.2	5/12/2011 6:11	61.9	6/12/2011 23:21	62.5	8/12/2011 0:31	61.6
2/12/2011 2:46	60.1	3/12/2011 3:56	58.4	4/12/2011 5:06	61.4	5/12/2011 6:16	62.0	6/12/2011 23:26	62.5	8/12/2011 0:36	61.7
2/12/2011 2:51	58.4	3/12/2011 4:01	60.2	4/12/2011 5:11	60.9	5/12/2011 6:21	62.9	6/12/2011 23:31	62.2	8/12/2011 0:41	62.0
2/12/2011 2:56	59.8	3/12/2011 4:06	59.3	4/12/2011 5:16	59.7	5/12/2011 6:26	63.3	6/12/2011 23:36	62.3	8/12/2011 0:46	61.7
2/12/2011 3:01	58.8	3/12/2011 4:11	60.4	4/12/2011 5:21	59.8	5/12/2011 6:31	63.1	6/12/2011 23:41	61.7	8/12/2011 0:51	60.4
2/12/2011 3:06	58.6	3/12/2011 4:16	58.1	4/12/2011 5:26	60.5	5/12/2011 6:36	63.9	6/12/2011 23:46	62.5	8/12/2011 0:56	60.7
2/12/2011 3:11	59.5	3/12/2011 4:21	58.8	4/12/2011 5:31	59.5	5/12/2011 6:41	63.5	6/12/2011 23:51	62.5	8/12/2011 1:01	60.7
2/12/2011 3:16	59.1	3/12/2011 4:26	58.9	4/12/2011 5:36	60.4	5/12/2011 6:46	65.0	6/12/2011 23:56	62.3	8/12/2011 1:06	61.6
2/12/2011 3:21	59.7	3/12/2011 4:31	58.4	4/12/2011 5:41	60.6	5/12/2011 6:51	64.3	7/12/2011 0:01	62.3	8/12/2011 1:11	60.6
2/12/2011 3:26	58.4	3/12/2011 4:36	57.3	4/12/2011 5:46	61.5	5/12/2011 6:56	64.8	7/12/2011 0:06	61.6	8/12/2011 1:16	60.7
2/12/2011 3:31	58.3	3/12/2011 4:41	58.3	4/12/2011 5:51	59.5	5/12/2011 23:01	62.6	7/12/2011 0:11	60.6	8/12/2011 1:21	60.1
2/12/2011 3:36	58.3	3/12/2011 4:46	58.9	4/12/2011 5:56	62.4	5/12/2011 23:06	62.9	7/12/2011 0:16	61.9	8/12/2011 1:26	60.1
2/12/2011 3:41	58.1	3/12/2011 4:51	59.8	4/12/2011 6:01	61.3	5/12/2011 23:11	62.3	7/12/2011 0:21	61.3	8/12/2011 1:31	59.6
2/12/2011 3:46	59.2	3/12/2011 4:56	58.9	4/12/2011 6:06	60.9	5/12/2011 23:16	62.6	7/12/2011 0:26	62.8	8/12/2011 1:36	59.7
2/12/2011 3:51	57.8	3/12/2011 5:01	59.3	4/12/2011 6:11	60.8	5/12/2011 23:21	61.9	7/12/2011 0:31	61.4	8/12/2011 1:41	59.3
2/12/2011 3:56	58.4	3/12/2011 5:06	59.5	4/12/2011 6:16	61.8	5/12/2011 23:26	62.0	7/12/2011 0:36	63.2	8/12/2011 1:46	60.1
2/12/2011 4:01	59.3	3/12/2011 5:11	61.3	4/12/2011 6:21	61.6	5/12/2011 23:31	62.5	7/12/2011 0:41	61.0	8/12/2011 1:51	60.1
2/12/2011 4:06	58.1	3/12/2011 5:16	59.3	4/12/2011 6:26	62.4	5/12/2011 23:36	62.2	7/12/2011 0:46	60.7	8/12/2011 1:56	59.2
2/12/2011 4:11	58.7	3/12/2011 5:21	59.5	4/12/2011 6:31	62.4	5/12/2011 23:41	61.9	7/12/2011 0:51	59.7	8/12/2011 2:01	59.6
2/12/2011 4:16	58.5	3/12/2011 5:26	60.4	4/12/2011 6:36	62.6	5/12/2011 23:46	61.5	7/12/2011 0:56	59.7	8/12/2011 2:06	59.1
2/12/2011 4:21	57.0	3/12/2011 5:31	60.7	4/12/2011 6:41	62.1	5/12/2011 23:51	62.0	7/12/2011 1:01	59.1	8/12/2011 2:11	59.2
2/12/2011 4:26	58.4	3/12/2011 5:36	59.6	4/12/2011 6:46	63.4	5/12/2011 23:56	61.3	7/12/2011 1:06	60.2	8/12/2011 2:16	59.7
2/12/2011 4:31	58.8	3/12/2011 5:41	60.8	4/12/2011 6:51	64.0	6/12/2011 0:01	61.6	7/12/2011 1:11	59.9	8/12/2011 2:21	59.0
2/12/2011 4:36	58.4	3/12/2011 5:46	61.3	4/12/2011 6:56	62.5	6/12/2011 0:06	61.1	7/12/2011 1:16	59.3	8/12/2011 2:26	58.8
2/12/2011 4:41	59.2	3/12/2011 5:51	61.3	4/12/2011 23:01	62.0	6/12/2011 0:11	61.3	7/12/2011 1:21	59.6	8/12/2011 2:31	58.7
2/12/2011 4:46	57.8	3/12/2011 5:56	61.3	4/12/2011 23:06	61.8	6/12/2011 0:16	61.7	7/12/2011 1:26	58.8	8/12/2011 2:36	59.1
2/12/2011 4:51	57.6	3/12/2011 6:01	60.4	4/12/2011 23:11	62.3	6/12/2011 0:21	61.4	7/12/2011 1:31	58.8	8/12/2011 2:41	58.3
2/12/2011 4:56	58.5	3/12/2011 6:06	61.6	4/12/2011 23:16	61.9	6/12/2011 0:26	61.5	7/12/2011 1:36	59.4	8/12/2011 2:46	59.1
2/12/2011 5:01	59.5	3/12/2011 6:11	61.6	4/12/2011 23:21	61.8	6/12/2011 0:31	62.0	7/12/2011 1:41	58.8	8/12/2011 2:51	59.0
2/12/2011 5:06	57.8	3/12/2011 6:16	61.8	4/12/2011 23:26	62.6	6/12/2011 0:36	60.7	7/12/2011 1:46	58.4	8/12/2011 2:56	58.6
2/12/2011 5:11	57.6	3/12/2011 6:21	61.8	4/12/2011 23:31	67.2	6/12/2011 0:41	61.3	7/12/2011 1:51	58.7	8/12/2011 3:01	58.4
2/12/2011 5:16	57.7	3/12/2011 6:26	62.1	4/12/2011 23:36	61.5	6/12/2011 0:46	59.8	7/12/2011 1:56	58.9	8/12/2011 3:06	58.3
2/12/2011 5:21	60.6	3/12/2011 6:31	62.1	4/12/2011 23:41	61.9	6/12/2011 0:51	60.3	7/12/2011 2:01	59.5	8/12/2011 3:11	58.2
2/12/2011 5:26	59.9	3/12/2011 6:36	63.7	4/12/2011 23:46	61.1	6/12/2011 0:56	59.8	7/12/2011 2:06	58.4	8/12/2011 3:16	58.7
2/12/2011 5:31	60.8	3/12/2011 6:41	62.5	4/12/2011 23:51	61.6	6/12/2011 1:01	58.7	7/12/2011 2:11	59.5	8/12/2011 3:21	58.9
2/12/2011 5:36	60.2	3/12/2011 6:46	63.1	4/12/2011 23:56	61.6	6/12/2011 1:06	59.4	7/12/2011 2:16	58.3	8/12/2011 3:26	59.4
2/12/2011 5:41	59.9	3/12/2011 6:51	63.4	5/12/2011 0:01	61.2	6/12/2011 1:11	58.6	7/12/2011 2:21	56.9	8/12/2011 3:31	59.1
2/12/2011 5:46	60.8	3/12/2011 6:56	63.6	5/12/2011 0:06	61.6	6/12/2011 1:16	59.0	7/12/2011 2:26	58.1	8/12/2011 3:36	57.9
2/12/2011 5:51	62.0	3/12/2011 23:01	63.3	5/12/2011 0:11	61.5	6/12/2011 1:21	59.4	7/12/2011 2:31	58.0	8/12/2011 3:41	58.9
2/12/2011 5:56	61.3	3/12/2011 23:06	63.2	5/12/2011 0:16	61.4	6/12/2011 1:26	59.5	7/12/2011 2:36	58.4	8/12/2011 3:46	59.2
2/12/2011 6:01	60.8	3/12/2011 23:11	63.5	5/12/2011 0:21	61.3	6/12/2011 1:31	59.5	7/12/2011 2:41	58.2	8/12/2011 3:51	58.8
2/12/2011 6:06	60.8	3/12/2011 23:16	63.5	5/12/2011 0:26	61.5	6/12/2011 1:36	59.6	7/12/2011 2:46	57.4	8/12/2011 3:56	58.9
2/12/2011 6:11	63.3	3/12/2011 23:21	63.6	5/12/2011 0:31	60.8	6/12/2011 1:41	58.9	7/12/2011 2:51	57.6	8/12/2011 4:01	58.5
2/12/2011 6:16	62.3	3/12/2011 23:26	63.8	5/12/2011 0:36	60.6	6/12/2011 1:46	59.3	7/12/2011 2:56	58.0	8/12/2011 4:06	59.5
2/12/2011 6:21	62.8	3/12/2011 23:31	63.6	5/12/2011 0:41	60.5	6/12/2011 1:51	57.9	7/12/2011 3:01	58.2	8/12/2011 4:11	59.2
2/12/2011 6:26	63.2	3/12/2011 23:36	63.3	5/12/2011 0:46	59.5	6/12/2011 1:56	58.0	7/12/2011 3:06	58.1	8/12/2011 4:16	59.7
2/12/2011 6:31	63.4	3/12/2011 23:41	63.1	5/12/2011 0:51	59.5	6/12/2011 2:01	58.0	7/12/2011 3:11	57.8	8/12/2011 4:21	59.4
2/12/2011 6:36	64.1	3/12/2011 23:46	63.1	5/12/2011 0:56	59.5	6/12/2011 2:06	58.1	7/12/2011 3:16	57.3	8/12/2011 4:26	58.8
2/12/2011 6:41	64.3	3/12/2011 23:51	63.0	5/12/2011 1:01	60.2	6/12/2011 2:11	58.2	7/12/2011 3:21	56.5	8/12/2011 4:31	57.8
2/12/2011 6:46	64.5	3/12/2011 23:56	63.4	5/12/2011 1:06	60.1	6/12/2011 2:16	57.8	7/12/2011 3:26	57.6	8/12/2011 4:36	57.4
2/12/2011 6:51	64.7	4/12/2011 0:01	62.0	5/12/2011 1:11	59.7	6/12/2011 2:21	57.5	7/12/2011 3:31	57.5	8/12/2011 4:41	58.8
2/12/2011 6:56	65.3	4/12/2011 0:06	62.0	5/12/2011 1:16	59.2	6/12/2011 2:26	58.1	7/12/2011 3:36	57.7	8/12/2011 4:46	58.1
2/12/2011 23:01	63.0	4/12/2011 0:11	62.4	5/12/2011 1:21	59.2	6/12/2011 2:31	57.6	7/12/2011 3:41	58.0	8/12/2011 4:51	57.9
2/12/2011 23:06	62.5	4/12/2011 0:16	62.3	5/12/2011 1:26	59.0	6/12/2011 2:36	58.1	7/12/2011 3:46	57.3	8/12/2011 4:56	58.2
2/12/2011 23:11	62.9	4/12/2011 0:21	63.1	5/12/2011 1:31	58.3	6/12/2011 2:41	57.5	7/12/2011 3:51	58.1	8/12/2011 5:01	59.5
2/12/2011 23:16	63.9	4/12/2011 0:26	62.0	5/12/2011 1:36	58.7	6/12/2011 2:46	56.4	7/12/2011 3:56	57.7	8/12/2011 5:06	59.0
2/12/2011 23:21	64.2	4/12/2011 0:31	61.5	5/12/2011 1:41	59.6	6/12/2011 2:51	57.8	7/12/2011 4:01	57.2	8/12/2011 5:11	59.5
2/12/2011 23:26	63.1	4/12/2011 0:36	61.8	5/12/2011 1:46	57.7	6/12/2011 2:56	57.6	7/12/2011 4:06	58.9	8/12/2011 5:16	59.4
2/12/2011 23:31	63.3	4/12/2011 0:41	62.1	5/12/2011 1:51	58.4	6/12/2011 3:01	57.3	7/12/2011 4:11	58.4	8/12/2011 5:21	59.2
2/12/2011 23:36	63.9	4/12/2011 0:46	61.6	5/12/2011 1:56	57.8	6/12/2011 3:06	56.7	7/12/2011 4:16	57.8	8/12/2011 5:26	59.3
2/12/2011 23:41	64.3	4/12/2011 0:51	61.6	5/12/2011 2:01	58.0	6/12/2011 3:11	58.4	7/12/2011 4:21	58.8	8/12/2011 5:31	60.2
2/12/2011 23:46	63.5	4/12/2011 0:56	62.3	5/12/2011 2:06	56.9	6/12/2011 3:16	58.4	7/12/2011 4:26	59.2	8/12/2011 5:36	60.3
2/12/2011 23:51	63.9	4/12/2011 1:01	61.0	5/12/2011 2:11	58.1	6/12/2011 3:21	57.0	7/12/2011 4:31	58.8	8/12/2011 5:41	60.8
2/12/2011 23:56	63.9	4/12/2011 1:06	61.1	5/12/2011 2:16	58.4	6/12/2011 3:26	58.4	7/12/2011 4:36	58.3	8/12/2011 5:46	60.8
3/12/2011 0:01	64.0	4/12/2011 1:11	61.5	5/12/2011 2:21	57.2	6/12/2011 3:31	57.0	7/12/2011 4:41	59.5	8/12/2011 5:51	61.3
3/12/2011 0:06	63.5	4/12/2011 1:16	60.6	5/12/2011 2:26	57.3	6/12/2011 3:36	57.6	7/12/2011 4:46	57.3	8/12/2011 5:56	61.2
3/12/2011 0:11	63.3	4/12/2011 1:21	61.7	5/12/2011 2:31	58.5	6/12/2011 3:41	57.0	7/12/2011 4:51	58.4	8/12/2011 6:01	61.9
3/12/2011 0:16	63.8	4/12/2011 1:26	61.3	5/12/2011 2:36	57.2	6/12/2011 3:46	58.6	7/12/2011 4:56	57.9	8/12/2011 6:06	62.6
3/12/2011 0:21	63.0	4/12/2011 1:31	60.6	5/12/2011 2:41	58.0	6/12/2011 3:51	58.4	7/12/2011 5:01	58.4	8/12/2011 6:11	63.1
3/12/2011 0:26	62.7	4/12/2011 1:36	61.3	5/12/2011 2:46	57.8	6/12/2011 3:56	57.3	7/12/2011 5:06	58.6	8/12/2011 6:16	62.4
3/12/2011 0:31	62.3	4/12/2011 1:41	60.3	5/12/2011 2:51	58.6	6/12/2011 4:01	55.3	7/12/2011 5:11	59.0	8/12/2011 6:21	63.8
3/12/2011 0:36	63.0	4/12/2011 1:46	60.4	5/12/2011 2:56	56.3	6/12/2011 4:06	57.7	7/12/2011 5:16	59.3	8/12/2011 6:26	63.2
3/12/2011 0:41	62.8	4/12/2011 1:51	61.3	5/12/2011 3:01	57.8	6/12/2011 4:11	56.6	7/12/2011 5:21	58.4	8/12/2011 6:31	64.6
3/12/2011 0:46	61.3	4/12/2011 1:56	60.1	5/12/2011 3:06	58.5	6/12/2011 4:16	57.9	7/12/2011 5:26	60.0	8/12/2011 6:36	64.3
3/12/2011 0:51	62.0	4/12/2011 2:01	60.5	5/12/2011 3:11	57.1	6/12/2011 4:21	58.4	7/12/2011 5:31	59.3	8/12/2011 6:41	64.8
3/12/2011 0:56	61.2	4/12/2011 2:06	60.1	5/12/2011 3:16	59.7	6/12/2011 4:26	57.5	7/12/2011 5:36	59.8	8/12/2011 6:46	65.0
3/12/2011 1:01	62.1	4/12/2011 2:11	60.2	5/12/2011 3:21	56.9	6/12/2011 4:31	58.1	7/12/2011 5:41	60.8	8/12/2011 6:51	65.2
3/12/2011 1:06	61.5	4/12/2011 2:16	60.5	5/12/2011 3:26	55.9	6/12/2011 4:36	56.8	7/12/2011 5:46	61.0	8/12/2011 6:56	64.9
3/12/2011 1:11	62.0	4/12/2011 2:21	60.0	5/12/2011 3:31	58.5	6/12/2011 4:41	57.4	7/12/2011 5:51	61.3	8/12/2011 23:01	65.0
3/12/2011 1:16	61.7	4/12/2011 2:26	60.5	5/12/2011 3:36	58.9	6/12/2011 4:46	57.5	7/12/2011 5:56	60.4	8/12/2011 23:06	65.4
3/12/2011 1:21	61.0	4/12/2011 2:31	60.7	5/12/2011 3:41	57.5	6/12/2011 4:51	58.1	7/12/2011 6:01	61.9	8/12/2011 23:11	65.0
3/12/2011 1:26	61.2	4/12/2011 2:36	60.5	5/12/2011 3:46	56.9	6/12/2011 4:56	57.4	7/12/2011 6:06	61.1	8/12/2011 23:16	64.6
3/12/2011 1:31	61.3	4/12/2011 2:41	61.6	5/12/2011 3:51	57.5	6/12/2011 5:01	58.3	7/12/2011 6:11	61.5	8/12/2011 23:21	64.1
3/12/2011 1:36	60.4	4/12/2011 2:46	61.0	5/12/2011 3:56	57.7	6/12/2011 5:06	58.7	7/12/2011 6:16	62.1	8/12/2011 23:26	64.6
3/12/2011 1:41	61.4	4/12/2011 2:51	60.8	5/12/2011 4:01	56.4	6/12/2011 5:11	60.7	7/12/2011 6:21	63.4	8/12/2011 23:31	64.1
3/12/2011 1:46	61.3	4/12/2011 2:56	59.8	5/12/2011 4:06	57.4	6/12/2011 5:16	58.6	7/12/2011 6:26	63.3	8/12/2011 23:36	64.3
3/12/2011 1:51	61.0	4/12/2011 3:01	60.7	5/12/2011 4:11	57.3	6/12/2011 5:21	59.1	7/12/2011 6:31	62.7	8/12/2011 23:41	65.1
3/12/2011 1:56	61.6	4/12/2011 3:06	61.0	5/12/2011 4:16	57.9	6/12/2011 5:26	61.5	7/12/2011 6:36	63.7	8/12/2011 23:46	64.4
3/12/2011 2:01	60.2	4/12/2011 3:11	60.2	5/12/2011 4:21	57.6	6/12/2011 5:31	59.9	7/12/2011 6:41	64.1	8/12/2011 23:51	64.2
3/12/2011 2:06	60.8	4/12/2011 3:16	61.3	5/12/2011 4:26	57.3	6/12/2011 5:36	60.6	7/12/2011 6:46	64.3	8/12/2011 23:56	64.8
3/12/2011 2:11	61.5	4/12/2011 3:21	62.1	5/12/2011 4:31	57.8	6/12/2011 5:41	60.9	7/12/2011 6:51	64.5	9/12/2011 0:01	64.3
3/12/2011 2:16	60.7	4/12/2011 3:26	60.6	5/12/2011 4:36	55.9	6/12/2011 5:46	60.0	7/12/2011 6:56	64.6	9/12/2011 0:06	63.8
3/12/2011 2:21	61.4	4/12/2011 3:31	59.9	5/12/2011 4:41	57.2	6/12/2011 5:51	61.0	7/12/2011 23:01	62.8	9/12/2011 0:11	63.6
3/12/2011 2:26	60.5	4/12/2011 3:36	60.4	5/12/2011 4:46	57.0	6/12/2011 5:56	60.5	7/12/2011 23:06	63.6	9/12/2011 0:16	63.1
3/12/2011 2:31	60.4	4/12/2011 3:41	61.2	5/12/2011 4:51	57.5	6/12/2011 6:01	60.0	7/12/2011 23:11	63.2	9/12/2011 0:21	63.3
3/12/2011 2:36	60.8	4/12/2011 3:46	60.4	5/12/2011 4:56	57.3	6/12/2011 6:06	61.6	7/12/2011 23:16	63.4	9/12/2011 0:26	63.8
3/12/2011 2:41	59.8	4/12/2011 3:51	61.0	5/12/2011 5:01	58.5	6/12/2011 6:11	61.8	7/12/2011 23:21	62.8	9/12/2011 0:31	66.0
3/12/2011 2:46	60.5	4/12/2011 3:56	60.6	5/12/2011 5:06	58.2	6/12/2011 6:16	61.7	7/12/2011 23:26	62.5	9/12/2011 0:36	62.3
3/12/2011 2:51	59.8	4/12/2011 4:01	59.4	5/12/2011 5:11	59.2	6/12/2011 6:21	62.8	7/12/2011 23:31	63.0	9/12/2011 0:41	64.4
3/12/2011 2:56	59.5	4/12/2011 4:06	60.1	5/12/2011 5:16	59.7	6/12/2011 6:26	64.4	7/12/2011 23:36	62.8	9/12/2011 0:46	63.0
3/12/2011 3:01	60.3	4/12/2011 4:11	60.4	5/12/2011 5:21	59.6	6/12/2011 6:31	63.4	7/12/2011 23:41	63.2	9/12/2011 0:51	62.0
3/12/2011 3:06	60.4	4/12/2011 4:16	61.1	5/12/2011 5:26	58.9	6/12/2011 6:36	63.7	7/12/2011 23:46	62.9	9/12/2011 0:56	61.4
3/12/2011 3:11	60.1	4/12/2011 4:21	60.2	5/12/2011 5:31	60.2	6/12/2011 6:41	63.7	7/12/2011 23:51	61.9	9/12/2011 1:01	61.4
3/12/2011 3:16	64.2	4/12/2011 4:26	60.0	5/12/2011 5:36	60.3	6/12/2011 6:46	64.1	7/12/2011 23:56	62.8	9/12/2011 1:06	61.5
3/12/2011 3:21	60.4	4/12/2011 4:31	60.0	5/12/2011 5:41	59.7	6/12/2011 6:51	65.1	8/12/2011 0:01	62.7	9/12/2011 1:11	61.5
3/12/2011 3:26	60.7	4/12/2011 4:36	60.4	5/12/2011 5:46	60.9	6/12/2011 6:56	64.4	8/12/2011 0:06	62.5	9/12/2011 1:16	63.8
3/12/2011 3:31	59.7	4/12/2011 4:41	60.0	5/12/2011 5:51	60.1	6/12/2011 23:01	62.7	8/12/2011 0:11	62.9	9/12/2011 1:21	61.4
3/12/2011 3:36	59.3	4/12/2011 4:46	60.6	5/12/2011 5:56	62.4	6/12/2011 23:06	63.1	8/12/2011 0:16	62.7	9/12/2011 1:26	62.4

Real-time Noise Data RTN1 (FEHD Hong Kong Transport Section Whitefield Depot)

9/12/2011 1:31	60.9	10/12/2011 2:41	61.9	11/12/2011 3:51	60.5	12/12/2011 5:01	59.4	13/12/2011 6:11	61.8	14/12/2011 23:21	63.8
9/12/2011 1:36	61.9	10/12/2011 2:46	62.6	11/12/2011 3:56	60.3	12/12/2011 5:06	60.0	13/12/2011 6:16	61.8	14/12/2011 23:26	63.1
9/12/2011 1:41	61.8	10/12/2011 2:51	61.9	11/12/2011 4:01	59.6	12/12/2011 5:11	59.9	13/12/2011 6:21	63.2	14/12/2011 23:31	63.2
9/12/2011 1:46	60.8	10/12/2011 2:56	61.8	11/12/2011 4:06	60.1	12/12/2011 5:16	60.5	13/12/2011 6:26	63.3	14/12/2011 23:36	63.1
9/12/2011 1:51	60.6	10/12/2011 3:01	61.7	11/12/2011 4:11	60.4	12/12/2011 5:21	59.7	13/12/2011 6:31	63.9	14/12/2011 23:41	63.6
9/12/2011 1:56	60.9	10/12/2011 3:06	61.6	11/12/2011 4:16	60.3	12/12/2011 5:26	60.2	13/12/2011 6:36	64.0	14/12/2011 23:46	63.2
9/12/2011 2:01	61.7	10/12/2011 3:11	61.7	11/12/2011 4:21	60.1	12/12/2011 5:31	60.2	13/12/2011 6:41	64.1	14/12/2011 23:51	62.9
9/12/2011 2:06	61.8	10/12/2011 3:16	61.4	11/12/2011 4:26	59.8	12/12/2011 5:36	60.8	13/12/2011 6:46	63.7	14/12/2011 23:56	63.9
9/12/2011 2:11	60.3	10/12/2011 3:21	61.0	11/12/2011 4:31	60.4	12/12/2011 5:41	61.2	13/12/2011 6:51	64.9	15/12/2011 0:01	62.7
9/12/2011 2:16	60.4	10/12/2011 3:26	61.5	11/12/2011 4:36	60.2	12/12/2011 5:46	61.8	13/12/2011 6:56	65.3	15/12/2011 0:06	62.8
9/12/2011 2:21	60.8	10/12/2011 3:31	60.9	11/12/2011 4:41	60.7	12/12/2011 5:51	61.4	13/12/2011 23:01	63.8	15/12/2011 0:11	62.9
9/12/2011 2:26	60.6	10/12/2011 3:36	61.5	11/12/2011 4:46	60.2	12/12/2011 5:56	61.3	13/12/2011 23:06	63.8	15/12/2011 0:16	63.5
9/12/2011 2:31	61.3	10/12/2011 3:41	62.6	11/12/2011 4:51	60.2	12/12/2011 6:01	61.8	13/12/2011 23:11	64.3	15/12/2011 0:21	63.4
9/12/2011 2:36	60.6	10/12/2011 3:46	61.8	11/12/2011 4:56	60.4	12/12/2011 6:06	62.1	13/12/2011 23:16	64.1	15/12/2011 0:26	62.6
9/12/2011 2:41	60.1	10/12/2011 3:51	60.8	11/12/2011 5:01	60.7	12/12/2011 6:11	62.5	13/12/2011 23:21	63.9	15/12/2011 0:31	62.0
9/12/2011 2:46	60.2	10/12/2011 3:56	61.3	11/12/2011 5:06	60.8	12/12/2011 6:16	62.2	13/12/2011 23:26	63.9	15/12/2011 0:36	62.8
9/12/2011 2:51	60.2	10/12/2011 4:01	60.5	11/12/2011 5:11	60.2	12/12/2011 6:21	63.3	13/12/2011 23:31	64.1	15/12/2011 0:41	62.3
9/12/2011 2:56	59.8	10/12/2011 4:06	60.6	11/12/2011 5:16	60.1	12/12/2011 6:26	63.3	13/12/2011 23:36	63.6	15/12/2011 0:46	62.2
9/12/2011 3:01	60.1	10/12/2011 4:11	60.6	11/12/2011 5:21	60.4	12/12/2011 6:31	63.6	13/12/2011 23:41	63.2	15/12/2011 0:51	60.9
9/12/2011 3:06	60.2	10/12/2011 4:16	60.1	11/12/2011 5:26	61.1	12/12/2011 6:36	64.2	13/12/2011 23:46	63.6	15/12/2011 0:56	61.6
9/12/2011 3:11	59.5	10/12/2011 4:21	59.9	11/12/2011 5:31	60.1	12/12/2011 6:41	64.6	13/12/2011 23:51	63.5	15/12/2011 1:01	61.2
9/12/2011 3:16	59.5	10/12/2011 4:26	61.2	11/12/2011 5:36	60.4	12/12/2011 6:46	64.8	13/12/2011 23:56	63.0	15/12/2011 1:06	61.0
9/12/2011 3:21	59.2	10/12/2011 4:31	60.8	11/12/2011 5:41	60.7	12/12/2011 6:51	64.9	14/12/2011 0:01	63.5	15/12/2011 1:11	60.6
9/12/2011 3:26	58.3	10/12/2011 4:36	59.6	11/12/2011 5:46	61.0	12/12/2011 6:56	64.9	14/12/2011 0:06	63.5	15/12/2011 1:16	60.9
9/12/2011 3:31	60.0	10/12/2011 4:41	61.8	11/12/2011 5:51	61.0	12/12/2011 23:01	63.9	14/12/2011 0:11	63.6	15/12/2011 1:21	60.9
9/12/2011 3:36	59.4	10/12/2011 4:46	60.5	11/12/2011 5:56	61.8	12/12/2011 23:06	64.0	14/12/2011 0:16	63.0	15/12/2011 1:26	60.1
9/12/2011 3:41	60.5	10/12/2011 4:51	60.3	11/12/2011 6:01	61.5	12/12/2011 23:11	63.7	14/12/2011 0:21	62.5	15/12/2011 1:31	60.0
9/12/2011 3:46	60.1	10/12/2011 4:56	60.8	11/12/2011 6:06	61.5	12/12/2011 23:16	64.1	14/12/2011 0:26	63.9	15/12/2011 1:36	60.2
9/12/2011 3:51	59.7	10/12/2011 5:01	60.3	11/12/2011 6:11	61.9	12/12/2011 23:21	64.1	14/12/2011 0:31	63.0	15/12/2011 1:41	59.6
9/12/2011 3:56	59.2	10/12/2011 5:06	61.7	11/12/2011 6:16	63.0	12/12/2011 23:26	64.0	14/12/2011 0:36	62.5	15/12/2011 1:46	59.4
9/12/2011 4:01	58.0	10/12/2011 5:11	60.7	11/12/2011 6:21	62.3	12/12/2011 23:31	63.5	14/12/2011 0:41	62.0	15/12/2011 1:51	60.2
9/12/2011 4:06	59.8	10/12/2011 5:16	61.8	11/12/2011 6:26	62.9	12/12/2011 23:36	63.2	14/12/2011 0:46	61.3	15/12/2011 1:56	59.2
9/12/2011 4:11	58.8	10/12/2011 5:21	60.8	11/12/2011 6:31	63.0	12/12/2011 23:41	63.7	14/12/2011 0:51	61.4	15/12/2011 2:01	59.9
9/12/2011 4:16	59.8	10/12/2011 5:26	60.7	11/12/2011 6:36	63.3	12/12/2011 23:46	63.3	14/12/2011 0:56	61.7	15/12/2011 2:06	58.6
9/12/2011 4:21	58.6	10/12/2011 5:31	61.3	11/12/2011 6:41	63.1	12/12/2011 23:51	63.7	14/12/2011 1:01	62.4	15/12/2011 2:11	59.5
9/12/2011 4:26	58.5	10/12/2011 5:36	61.5	11/12/2011 6:46	63.6	12/12/2011 23:56	63.6	14/12/2011 1:06	61.3	15/12/2011 2:16	58.8
9/12/2011 4:31	58.7	10/12/2011 5:41	62.1	11/12/2011 6:51	64.0	13/12/2011 0:01	63.5	14/12/2011 1:11	61.2	15/12/2011 2:21	59.2
9/12/2011 4:36	59.2	10/12/2011 5:46	63.3	11/12/2011 6:56	63.3	13/12/2011 0:06	63.9	14/12/2011 1:16	60.9	15/12/2011 2:26	58.8
9/12/2011 4:41	59.2	10/12/2011 5:51	61.6	11/12/2011 23:01	63.1	13/12/2011 0:11	63.3	14/12/2011 1:21	61.2	15/12/2011 2:31	60.0
9/12/2011 4:46	59.9	10/12/2011 5:56	61.9	11/12/2011 23:06	62.9	13/12/2011 0:16	63.5	14/12/2011 1:26	61.1	15/12/2011 2:36	59.6
9/12/2011 4:51	59.1	10/12/2011 6:01	61.6	11/12/2011 23:11	63.0	13/12/2011 0:21	62.2	14/12/2011 1:31	60.7	15/12/2011 2:41	58.8
9/12/2011 4:56	59.6	10/12/2011 6:06	62.7	11/12/2011 23:16	63.1	13/12/2011 0:26	63.3	14/12/2011 1:36	60.8	15/12/2011 2:46	58.3
9/12/2011 5:01	59.2	10/12/2011 6:11	62.4	11/12/2011 23:21	63.0	13/12/2011 0:31	62.6	14/12/2011 1:41	60.4	15/12/2011 2:51	58.6
9/12/2011 5:06	59.8	10/12/2011 6:16	62.1	11/12/2011 23:26	62.8	13/12/2011 0:36	61.9	14/12/2011 1:46	60.6	15/12/2011 2:56	58.0
9/12/2011 5:11	60.3	10/12/2011 6:21	62.6	11/12/2011 23:31	64.6	13/12/2011 0:41	62.0	14/12/2011 1:51	60.2	15/12/2011 3:01	59.1
9/12/2011 5:16	60.8	10/12/2011 6:26	63.1	11/12/2011 23:36	62.8	13/12/2011 0:46	62.0	14/12/2011 1:56	59.6	15/12/2011 3:06	59.1
9/12/2011 5:21	60.0	10/12/2011 6:31	62.8	11/12/2011 23:41	63.0	13/12/2011 0:51	61.6	14/12/2011 2:01	59.9	15/12/2011 3:11	58.9
9/12/2011 5:26	60.7	10/12/2011 6:36	64.2	11/12/2011 23:46	62.7	13/12/2011 0:56	60.8	14/12/2011 2:06	59.5	15/12/2011 3:16	57.6
9/12/2011 5:31	60.0	10/12/2011 6:41	64.8	11/12/2011 23:51	62.5	13/12/2011 1:01	61.0	14/12/2011 2:11	59.5	15/12/2011 3:21	57.4
9/12/2011 5:36	61.2	10/12/2011 6:46	64.4	11/12/2011 23:56	62.7	13/12/2011 1:06	62.5	14/12/2011 2:16	59.2	15/12/2011 3:26	58.3
9/12/2011 5:41	61.1	10/12/2011 6:51	64.5	12/12/2011 0:01	63.6	13/12/2011 1:11	60.7	14/12/2011 2:21	59.8	15/12/2011 3:31	58.7
9/12/2011 5:46	61.7	10/12/2011 6:56	65.0	12/12/2011 0:06	63.4	13/12/2011 1:16	60.7	14/12/2011 2:26	58.9	15/12/2011 3:36	58.8
9/12/2011 5:51	61.3	10/12/2011 23:01	64.0	12/12/2011 0:11	63.1	13/12/2011 1:21	60.5	14/12/2011 2:31	58.5	15/12/2011 3:41	59.0
9/12/2011 5:56	61.3	10/12/2011 23:06	64.5	12/12/2011 0:16	63.0	13/12/2011 1:26	61.3	14/12/2011 2:36	59.2	15/12/2011 3:46	59.9
9/12/2011 6:01	61.7	10/12/2011 23:11	64.3	12/12/2011 0:21	62.7	13/12/2011 1:31	60.1	14/12/2011 2:41	60.1	15/12/2011 3:51	58.4
9/12/2011 6:06	61.9	10/12/2011 23:16	64.1	12/12/2011 0:26	63.5	13/12/2011 1:36	60.3	14/12/2011 2:46	58.1	15/12/2011 3:56	58.1
9/12/2011 6:11	62.7	10/12/2011 23:21	63.8	12/12/2011 0:31	63.8	13/12/2011 1:41	61.0	14/12/2011 2:51	59.1	15/12/2011 4:01	56.8
9/12/2011 6:16	62.2	10/12/2011 23:26	63.8	12/12/2011 0:36	62.8	13/12/2011 1:46	60.3	14/12/2011 2:56	57.9	15/12/2011 4:06	58.1
9/12/2011 6:21	63.2	10/12/2011 23:31	63.8	12/12/2011 0:41	62.9	13/12/2011 1:51	60.0	14/12/2011 3:01	58.9	15/12/2011 4:11	57.9
9/12/2011 6:26	63.6	10/12/2011 23:36	63.9	12/12/2011 0:46	62.4	13/12/2011 1:56	60.3	14/12/2011 3:06	59.1	15/12/2011 4:16	58.0
9/12/2011 6:31	64.1	10/12/2011 23:41	63.9	12/12/2011 0:51	61.5	13/12/2011 2:01	59.4	14/12/2011 3:11	58.8	15/12/2011 4:21	58.0
9/12/2011 6:36	64.5	10/12/2011 23:46	63.9	12/12/2011 0:56	61.5	13/12/2011 2:06	59.8	14/12/2011 3:16	60.3	15/12/2011 4:26	56.5
9/12/2011 6:41	64.7	10/12/2011 23:51	63.4	12/12/2011 1:01	61.3	13/12/2011 2:11	58.7	14/12/2011 3:21	58.5	15/12/2011 4:31	58.0
9/12/2011 6:46	65.6	10/12/2011 23:56	63.8	12/12/2011 1:06	62.0	13/12/2011 2:16	58.5	14/12/2011 3:26	57.6	15/12/2011 4:36	59.2
9/12/2011 6:51	65.2	11/12/2011 0:01	63.2	12/12/2011 1:11	61.6	13/12/2011 2:21	59.0	14/12/2011 3:31	59.5	15/12/2011 4:41	59.2
9/12/2011 6:56	65.2	11/12/2011 0:06	63.0	12/12/2011 1:16	62.2	13/12/2011 2:26	59.1	14/12/2011 3:36	58.1	15/12/2011 4:46	57.3
9/12/2011 23:01	64.8	11/12/2011 0:11	63.3	12/12/2011 1:21	61.3	13/12/2011 2:31	58.2	14/12/2011 3:41	58.6	15/12/2011 4:51	58.0
9/12/2011 23:06	65.3	11/12/2011 0:16	63.4	12/12/2011 1:26	61.3	13/12/2011 2:36	59.3	14/12/2011 3:46	58.8	15/12/2011 4:56	58.3
9/12/2011 23:11	65.4	11/12/2011 0:21	63.3	12/12/2011 1:31	60.9	13/12/2011 2:41	59.0	14/12/2011 3:51	58.2	15/12/2011 5:01	59.1
9/12/2011 23:16	65.2	11/12/2011 0:26	62.9	12/12/2011 1:36	61.3	13/12/2011 2:46	58.1	14/12/2011 3:56	58.7	15/12/2011 5:06	58.2
9/12/2011 23:21	65.2	11/12/2011 0:31	62.6	12/12/2011 1:41	61.2	13/12/2011 2:51	57.8	14/12/2011 4:01	58.4	15/12/2011 5:11	59.1
9/12/2011 23:26	65.1	11/12/2011 0:36	62.5	12/12/2011 1:46	60.8	13/12/2011 2:56	58.6	14/12/2011 4:06	57.4	15/12/2011 5:16	59.5
9/12/2011 23:31	65.4	11/12/2011 0:41	62.5	12/12/2011 1:51	61.1	13/12/2011 3:01	58.0	14/12/2011 4:11	57.4	15/12/2011 5:21	58.8
9/12/2011 23:36	65.5	11/12/2011 0:46	62.1	12/12/2011 1:56	60.7	13/12/2011 3:06	58.4	14/12/2011 4:16	56.6	15/12/2011 5:26	59.6
9/12/2011 23:41	64.9	11/12/2011 0:51	62.3	12/12/2011 2:01	61.0	13/12/2011 3:11	58.4	14/12/2011 4:21	57.8	15/12/2011 5:31	59.2
9/12/2011 23:46	65.2	11/12/2011 0:56	62.2	12/12/2011 2:06	61.3	13/12/2011 3:16	58.4	14/12/2011 4:26	59.8	15/12/2011 5:36	59.3
9/12/2011 23:51	64.5	11/12/2011 1:01	61.8	12/12/2011 2:11	60.7	13/12/2011 3:21	58.7	14/12/2011 4:31	58.8	15/12/2011 5:41	59.5
9/12/2011 23:56	64.8	11/12/2011 1:06	61.9	12/12/2011 2:16	60.3	13/12/2011 3:26	57.6	14/12/2011 4:36	57.7	15/12/2011 5:46	61.0
10/12/2011 0:01	64.7	11/12/2011 1:11	61.8	12/12/2011 2:21	60.1	13/12/2011 3:31	57.1	14/12/2011 4:41	58.2	15/12/2011 5:51	60.6
10/12/2011 0:06	64.9	11/12/2011 1:16	61.5	12/12/2011 2:26	60.5	13/12/2011 3:36	59.1	14/12/2011 4:46	57.3	15/12/2011 5:56	60.1
10/12/2011 0:11	64.4	11/12/2011 1:21	61.8	12/12/2011 2:31	60.6	13/12/2011 3:41	59.4	14/12/2011 4:51	58.1	15/12/2011 6:01	60.9
10/12/2011 0:16	64.0	11/12/2011 1:26	61.3	12/12/2011 2:36	60.2	13/12/2011 3:46	60.5	14/12/2011 4:56	58.1	15/12/2011 6:06	62.0
10/12/2011 0:21	63.8	11/12/2011 1:31	61.1	12/12/2011 2:41	59.9	13/12/2011 3:51	57.5	14/12/2011 5:01	58.3	15/12/2011 6:11	60.9
10/12/2011 0:26	64.4	11/12/2011 1:36	61.2	12/12/2011 2:46	60.3	13/12/2011 3:56	59.1	14/12/2011 5:06	58.5	15/12/2011 6:16	62.0
10/12/2011 0:31	64.4	11/12/2011 1:41	61.2	12/12/2011 2:51	59.9	13/12/2011 4:01	58.0	14/12/2011 5:11	59.7	15/12/2011 6:21	62.3
10/12/2011 0:36	63.9	11/12/2011 1:46	61.0	12/12/2011 2:56	59.8	13/12/2011 4:06	57.9	14/12/2011 5:16	59.3	15/12/2011 6:26	63.5
10/12/2011 0:41	63.6	11/12/2011 1:51	61.1	12/12/2011 3:01	59.8	13/12/2011 4:11	57.4	14/12/2011 5:21	58.3	15/12/2011 6:31	64.0
10/12/2011 0:46	63.7	11/12/2011 1:56	61.0	12/12/2011 3:06	59.8	13/12/2011 4:16	58.4	14/12/2011 5:26	60.5	15/12/2011 6:36	63.7
10/12/2011 0:51	63.1	11/12/2011 2:01	61.0	12/12/2011 3:11	59.6	13/12/2011 4:21	58.2	14/12/2011 5:31	60.5	15/12/2011 6:41	64.1
10/12/2011 0:56	63.4	11/12/2011 2:06	60.7	12/12/2011 3:16	59.5	13/12/2011 4:26	58.3	14/12/2011 5:36	59.8	15/12/2011 6:46	63.7
10/12/2011 1:01	63.0	11/12/2011 2:11	60.8	12/12/2011 3:21	59.2	13/12/2011 4:31	57.9	14/12/2011 5:41	60.4	15/12/2011 6:51	63.9
10/12/2011 1:06	63.8	11/12/2011 2:16	60.5	12/12/2011 3:26	59.5	13/12/2011 4:36	58.4	14/12/2011 5:46	62.0	15/12/2011 6:56	64.8
10/12/2011 1:11	63.6	11/12/2011 2:21	60.4	12/12/2011 3:31	59.6	13/12/2011 4:41	58.7	14/12/2011 5:51	60.2	15/12/2011 23:01	64.4
10/12/2011 1:16	63.4	11/12/2011 2:26	60.8	12/12/2011 3:36	59.4	13/12/2011 4:46	58.5	14/12/2011 5:56	61.6	15/12/2011 23:06	64.4
10/12/2011 1:21	63.1	11/12/2011 2:31	60.7	12/12/2011 3:41	60.3	13/12/2011 4:51	59.0	14/12/2011 6:01	61.4	15/12/2011 23:11	64.5
10/12/2011 1:26	62.8	11/12/2011 2:36	60.3	12/12/2011 3:46	59.9	13/12/2011 4:56	57.6	14/12/2011 6:06	62.1	15/12/2011 23:16	64.5
10/12/2011 1:31	63.1	11/12/2011 2:41	60.5	12/12/2011 3:51	59.5	13/12/2011 5:01	59.6	14/12/2011 6:11	62.0	15/12/2011 23:21	64.2
10/12/2011 1:36	63.1	11/12/2011 2:46	60.3	12/12/2011 3:56	59.5	13/12/2011 5:06	58.8	14/12/2011 6:16	61.5	15/12/2011 23:26	64.3
10/12/2011 1:41	63.3	11/12/2011 2:51	60.8	12/12/2011 4:01	58.7	13/12/2011 5:11	59.5	14/12/2011 6:21	62.5	15/12/2011 23:31	64.0
10/12/2011 1:46	62.6	11/12/2011 2:56	60.0	12/12/2011 4:06	59.7	13/12/2011 5:16	59.5	14/12/2011 6:26	62.9	15/12/2011 23:36	63.7
10/12/2011 1:51	63.4	11/12/2011 3:01	60.1	12/12/2011 4:11	59.4	13/12/2011 5:21	60.2	14/12/2011 6:31	63.4	15/12/2011 23:41	64.3
10/12/2011 1:56	62.7	11/12/2011 3:06	60.2	12/12/2011 4:16	59.5	13/12/2011 5:26	59.7	14/12/2011 6:36	63.2	15/12/2011 23:46	63.5
10/12/2011 2:01	62.4	11/12/2011 3:11	60.2	12/12/2011 4:21	59.2	13/12/2011 5:31	59.3	14/12/2011 6:41	64.3	15/12/2011 23:51	64.0
10/12/2011 2:06	63.8	11/12/2011 3:16	60.6	12/12/2011 4:26	59.6	13/12/2011 5:36	59.8	14/12/2011 6:46	64.2	15/12/2011 23:56	63.9
10/12/2011 2:11	62.9	11/12/2011 3:21	60.6	12/12/2011 4:31	59.2	13/12/2011 5:41	60.4	14/12/2011 6:51	64.1	16/12/2011 0:01	63.8
10/12/2011 2:16	62.0	11/12/2011 3:26	60.6	12/12/2011 4:36	58.7	13/12/2011 5:46	60.6	14/12/2011 6:56	64.9	16/12/2011 0:06	63.9
10/12/2011 2:21	61.9	11/12/2011 3:31	60.1	12/12/2011 4:41	60.0	13/12/2011 5:51	61.4	14/12/2011 23:01	63.1	16/12/2011 0:11	63.8
10/12/2011 2:26	62.9	11/12/2011 3:36	60.1	12/12/2011 4:46	59.2	13/12/2011 5:56	60.4	14/12/2011 23:06	63.9	16/12/2011 0:16	64.1
10/12/2011 2:31	62.7	11/12/2011 3:41	60.7	12/12/2011 4:51	59.0	13/12/2011 6:01	61.9	14/12/2011 23:11	63.5	16/12/2011 0:21	63.2
10/12/2011 2:36	61.9	11/12/2011 3:46	60.3	12/12/2011 4:56	59.3	13/12/2011 6:06	62.4	14/12/2011 23:16	63.4	16/12/2011 0:26	63.7

Real-time Noise Data RTN1 (FEHD Hong Kong Transport Section Whitefield Depot)

16/12/2011 0:31	63.7	17/12/2011 1:41	61.5	18/12/2011 2:51	61.8	19/12/2011 4:01	58.3	20/12/2011 5:11	59.1	21/12/2011 6:21	63.5
16/12/2011 0:36	63.6	17/12/2011 1:46	62.4	18/12/2011 2:56	61.4	19/12/2011 4:06	59.4	20/12/2011 5:16	59.8	21/12/2011 6:26	63.5
16/12/2011 0:41	63.4	17/12/2011 1:51	62.3	18/12/2011 3:01	61.7	19/12/2011 4:11	58.6	20/12/2011 5:21	58.9	21/12/2011 6:31	63.9
16/12/2011 0:46	62.8	17/12/2011 1:56	61.2	18/12/2011 3:06	61.3	19/12/2011 4:16	58.5	20/12/2011 5:26	59.4	21/12/2011 6:36	64.2
16/12/2011 0:51	61.7	17/12/2011 2:01	61.5	18/12/2011 3:11	60.9	19/12/2011 4:21	58.4	20/12/2011 5:31	59.4	21/12/2011 6:41	64.2
16/12/2011 0:56	62.5	17/12/2011 2:06	62.0	18/12/2011 3:16	61.4	19/12/2011 4:26	58.5	20/12/2011 5:36	60.4	21/12/2011 6:46	64.6
16/12/2011 1:01	61.8	17/12/2011 2:11	61.7	18/12/2011 3:21	59.9	19/12/2011 4:31	58.2	20/12/2011 5:41	60.6	21/12/2011 6:51	64.7
16/12/2011 1:06	61.1	17/12/2011 2:16	62.1	18/12/2011 3:26	59.6	19/12/2011 4:36	58.7	20/12/2011 5:46	61.6	21/12/2011 6:56	65.0
16/12/2011 1:11	62.1	17/12/2011 2:21	61.5	18/12/2011 3:31	60.5	19/12/2011 4:41	57.7	20/12/2011 5:51	61.1	21/12/2011 23:01	63.7
16/12/2011 1:16	61.6	17/12/2011 2:26	61.9	18/12/2011 3:36	60.3	19/12/2011 4:46	59.8	20/12/2011 5:56	60.5	21/12/2011 23:06	63.8
16/12/2011 1:21	62.3	17/12/2011 2:31	61.3	18/12/2011 3:41	61.4	19/12/2011 4:51	58.6	20/12/2011 6:01	61.4	21/12/2011 23:11	63.7
16/12/2011 1:26	62.1	17/12/2011 2:36	61.3	18/12/2011 3:46	60.6	19/12/2011 4:56	58.9	20/12/2011 6:06	61.5	21/12/2011 23:16	64.3
16/12/2011 1:31	61.4	17/12/2011 2:41	61.8	18/12/2011 3:51	61.4	19/12/2011 5:01	58.3	20/12/2011 6:11	61.9	21/12/2011 23:21	63.9
16/12/2011 1:36	60.4	17/12/2011 2:46	61.1	18/12/2011 3:56	59.5	19/12/2011 5:06	59.3	20/12/2011 6:16	62.1	21/12/2011 23:26	63.2
16/12/2011 1:41	61.0	17/12/2011 2:51	61.2	18/12/2011 4:01	60.1	19/12/2011 5:11	59.0	20/12/2011 6:21	62.4	21/12/2011 23:31	63.4
16/12/2011 1:46	60.9	17/12/2011 2:56	61.6	18/12/2011 4:06	59.5	19/12/2011 5:16	59.2	20/12/2011 6:26	63.3	21/12/2011 23:36	64.4
16/12/2011 1:51	60.9	17/12/2011 3:01	62.0	18/12/2011 4:11	60.7	19/12/2011 5:21	58.7	20/12/2011 6:31	63.4	21/12/2011 23:41	63.1
16/12/2011 1:56	61.2	17/12/2011 3:06	61.3	18/12/2011 4:16	60.0	19/12/2011 5:26	59.2	20/12/2011 6:36	63.7	21/12/2011 23:46	63.8
16/12/2011 2:01	60.6	17/12/2011 3:11	61.1	18/12/2011 4:21	60.6	19/12/2011 5:31	60.8	20/12/2011 6:41	63.6	21/12/2011 23:51	63.2
16/12/2011 2:06	62.0	17/12/2011 3:16	61.1	18/12/2011 4:26	59.3	19/12/2011 5:36	59.7	20/12/2011 6:46	64.1	21/12/2011 23:56	63.4
16/12/2011 2:11	61.2	17/12/2011 3:21	60.6	18/12/2011 4:31	60.2	19/12/2011 5:41	61.8	20/12/2011 6:51	64.5	22/12/2011 0:01	63.2
16/12/2011 2:16	60.2	17/12/2011 3:26	61.4	18/12/2011 4:36	60.3	19/12/2011 5:46	60.9	20/12/2011 6:56	65.0	22/12/2011 0:06	63.5
16/12/2011 2:21	60.6	17/12/2011 3:31	61.1	18/12/2011 4:41	59.7	19/12/2011 5:51	60.9	20/12/2011 23:01	64.6	22/12/2011 0:11	63.1
16/12/2011 2:26	61.0	17/12/2011 3:36	61.8	18/12/2011 4:46	60.2	19/12/2011 5:56	60.8	20/12/2011 23:06	64.6	22/12/2011 0:16	62.8
16/12/2011 2:31	59.1	17/12/2011 3:41	60.8	18/12/2011 4:51	59.4	19/12/2011 6:01	62.1	20/12/2011 23:11	64.9	22/12/2011 0:21	63.0
16/12/2011 2:36	59.7	17/12/2011 3:46	61.4	18/12/2011 4:56	60.1	19/12/2011 6:06	61.5	20/12/2011 23:16	64.4	22/12/2011 0:26	63.7
16/12/2011 2:41	59.3	17/12/2011 3:51	60.1	18/12/2011 5:01	60.0	19/12/2011 6:11	62.0	20/12/2011 23:21	64.7	22/12/2011 0:31	62.9
16/12/2011 2:46	60.7	17/12/2011 3:56	61.1	18/12/2011 5:06	61.0	19/12/2011 6:16	62.2	20/12/2011 23:26	64.6	22/12/2011 0:36	63.3
16/12/2011 2:51	59.5	17/12/2011 4:01	59.8	18/12/2011 5:11	59.3	19/12/2011 6:21	64.1	20/12/2011 23:31	64.1	22/12/2011 0:41	62.9
16/12/2011 2:56	59.9	17/12/2011 4:06	60.1	18/12/2011 5:16	60.5	19/12/2011 6:26	63.3	20/12/2011 23:36	64.0	22/12/2011 0:46	62.8
16/12/2011 3:01	59.2	17/12/2011 4:11	60.1	18/12/2011 5:21	60.5	19/12/2011 6:31	63.2	20/12/2011 23:41	64.0	22/12/2011 0:51	63.4
16/12/2011 3:06	60.3	17/12/2011 4:16	59.9	18/12/2011 5:26	60.8	19/12/2011 6:36	63.6	20/12/2011 23:46	64.1	22/12/2011 0:56	62.2
16/12/2011 3:11	59.3	17/12/2011 4:21	59.7	18/12/2011 5:31	60.3	19/12/2011 6:41	64.0	20/12/2011 23:51	64.2	22/12/2011 1:01	62.6
16/12/2011 3:16	59.1	17/12/2011 4:26	60.8	18/12/2011 5:36	60.9	19/12/2011 6:46	64.7	20/12/2011 23:56	64.2	22/12/2011 1:06	61.4
16/12/2011 3:21	58.7	17/12/2011 4:31	59.4	18/12/2011 5:41	61.3	19/12/2011 6:51	64.6	21/12/2011 0:01	64.1	22/12/2011 1:11	61.8
16/12/2011 3:26	59.0	17/12/2011 4:36	59.7	18/12/2011 5:46	60.8	19/12/2011 6:56	64.9	21/12/2011 0:06	64.2	22/12/2011 1:16	61.3
16/12/2011 3:31	60.1	17/12/2011 4:41	59.4	18/12/2011 5:51	61.4	19/12/2011 23:01	63.4	21/12/2011 0:11	64.2	22/12/2011 1:21	61.7
16/12/2011 3:36	59.9	17/12/2011 4:46	59.0	18/12/2011 5:56	60.5	19/12/2011 23:06	63.9	21/12/2011 0:16	63.2	22/12/2011 1:26	61.3
16/12/2011 3:41	58.6	17/12/2011 4:51	60.5	18/12/2011 6:01	60.6	19/12/2011 23:11	63.8	21/12/2011 0:21	63.7	22/12/2011 1:31	60.7
16/12/2011 3:46	59.7	17/12/2011 4:56	61.2	18/12/2011 6:06	61.3	19/12/2011 23:16	64.0	21/12/2011 0:26	63.6	22/12/2011 1:36	60.8
16/12/2011 3:51	58.4	17/12/2011 5:01	60.7	18/12/2011 6:11	61.6	19/12/2011 23:21	63.4	21/12/2011 0:31	63.1	22/12/2011 1:41	61.5
16/12/2011 3:56	60.9	17/12/2011 5:06	59.9	18/12/2011 6:16	60.9	19/12/2011 23:26	63.2	21/12/2011 0:36	63.1	22/12/2011 1:46	60.8
16/12/2011 4:01	59.3	17/12/2011 5:11	60.7	18/12/2011 6:21	61.2	19/12/2011 23:31	64.1	21/12/2011 0:41	62.8	22/12/2011 1:51	61.1
16/12/2011 4:06	58.5	17/12/2011 5:16	59.7	18/12/2011 6:26	61.9	19/12/2011 23:36	63.5	21/12/2011 0:46	62.5	22/12/2011 1:56	60.7
16/12/2011 4:11	58.4	17/12/2011 5:21	60.8	18/12/2011 6:31	62.3	19/12/2011 23:41	63.2	21/12/2011 0:51	62.8	22/12/2011 2:01	60.5
16/12/2011 4:16	59.6	17/12/2011 5:26	60.5	18/12/2011 6:36	61.5	19/12/2011 23:46	64.2	21/12/2011 0:56	62.4	22/12/2011 2:06	58.6
16/12/2011 4:21	59.3	17/12/2011 5:31	61.5	18/12/2011 6:41	61.9	19/12/2011 23:51	63.6	21/12/2011 1:01	62.1	22/12/2011 2:11	60.1
16/12/2011 4:26	58.7	17/12/2011 5:36	61.5	18/12/2011 6:46	62.2	19/12/2011 23:56	62.9	21/12/2011 1:06	62.3	22/12/2011 2:16	60.3
16/12/2011 4:31	58.4	17/12/2011 5:41	60.5	18/12/2011 6:51	62.5	20/12/2011 0:01	63.4	21/12/2011 1:11	62.6	22/12/2011 2:21	61.1
16/12/2011 4:36	59.6	17/12/2011 5:46	62.1	18/12/2011 6:56	62.9	20/12/2011 0:06	63.7	21/12/2011 1:16	62.7	22/12/2011 2:26	60.1
16/12/2011 4:41	61.3	17/12/2011 5:51	62.4	18/12/2011 23:01	64.0	20/12/2011 0:11	63.2	21/12/2011 1:21	62.2	22/12/2011 2:31	60.5
16/12/2011 4:46	59.2	17/12/2011 5:56	62.3	18/12/2011 23:06	63.3	20/12/2011 0:16	63.4	21/12/2011 1:26	62.4	22/12/2011 2:36	59.1
16/12/2011 4:51	60.2	17/12/2011 6:01	61.5	18/12/2011 23:11	63.4	20/12/2011 0:21	62.9	21/12/2011 1:31	61.8	22/12/2011 2:41	60.1
16/12/2011 4:56	58.9	17/12/2011 6:06	62.2	18/12/2011 23:16	63.6	20/12/2011 0:26	64.3	21/12/2011 1:36	61.7	22/12/2011 2:46	60.5
16/12/2011 5:01	59.6	17/12/2011 6:11	62.9	18/12/2011 23:21	64.0	20/12/2011 0:31	62.5	21/12/2011 1:41	61.9	22/12/2011 2:51	59.3
16/12/2011 5:06	58.6	17/12/2011 6:16	63.3	18/12/2011 23:26	64.0	20/12/2011 0:36	62.4	21/12/2011 1:46	61.8	22/12/2011 2:56	59.4
16/12/2011 5:11	59.5	17/12/2011 6:21	63.3	18/12/2011 23:31	63.3	20/12/2011 0:41	62.4	21/12/2011 1:51	61.5	22/12/2011 3:01	58.4
16/12/2011 5:16	60.7	17/12/2011 6:26	63.6	18/12/2011 23:36	63.5	20/12/2011 0:46	62.2	21/12/2011 1:56	61.3	22/12/2011 3:06	59.8
16/12/2011 5:21	59.8	17/12/2011 6:31	63.5	18/12/2011 23:41	63.4	20/12/2011 0:51	61.6	21/12/2011 2:01	62.0	22/12/2011 3:11	59.1
16/12/2011 5:26	59.7	17/12/2011 6:36	64.1	18/12/2011 23:46	63.4	20/12/2011 0:56	61.9	21/12/2011 2:06	61.3	22/12/2011 3:16	60.1
16/12/2011 5:31	61.1	17/12/2011 6:41	64.2	18/12/2011 23:51	62.7	20/12/2011 1:01	61.2	21/12/2011 2:11	61.4	22/12/2011 3:21	58.6
16/12/2011 5:36	60.6	17/12/2011 6:46	63.9	18/12/2011 23:56	63.1	20/12/2011 1:06	60.4	21/12/2011 2:16	61.6	22/12/2011 3:26	58.8
16/12/2011 5:41	61.5	17/12/2011 6:51	64.3	19/12/2011 0:01	63.1	20/12/2011 1:11	60.4	21/12/2011 2:21	61.6	22/12/2011 3:31	59.5
16/12/2011 5:46	61.4	17/12/2011 6:56	65.3	19/12/2011 0:06	62.6	20/12/2011 1:16	60.8	21/12/2011 2:26	61.0	22/12/2011 3:36	59.3
16/12/2011 5:51	61.4	17/12/2011 23:01	63.9	19/12/2011 0:11	63.3	20/12/2011 1:21	59.5	21/12/2011 2:31	61.0	22/12/2011 3:41	59.5
16/12/2011 5:56	60.8	17/12/2011 23:06	63.8	19/12/2011 0:16	62.7	20/12/2011 1:26	59.1	21/12/2011 2:36	61.2	22/12/2011 3:46	58.7
16/12/2011 6:01	60.2	17/12/2011 23:11	64.2	19/12/2011 0:21	62.2	20/12/2011 1:31	60.0	21/12/2011 2:41	61.1	22/12/2011 3:51	60.0
16/12/2011 6:06	62.5	17/12/2011 23:16	64.1	19/12/2011 0:26	62.4	20/12/2011 1:36	59.8	21/12/2011 2:46	60.8	22/12/2011 3:56	59.7
16/12/2011 6:11	62.1	17/12/2011 23:21	63.2	19/12/2011 0:31	63.1	20/12/2011 1:41	59.3	21/12/2011 2:51	61.0	22/12/2011 4:01	59.4
16/12/2011 6:16	62.5	17/12/2011 23:26	63.9	19/12/2011 0:36	63.4	20/12/2011 1:46	59.7	21/12/2011 2:56	61.1	22/12/2011 4:06	59.5
16/12/2011 6:21	61.9	17/12/2011 23:31	63.6	19/12/2011 0:41	62.3	20/12/2011 1:51	58.9	21/12/2011 3:01	61.1	22/12/2011 4:11	59.9
16/12/2011 6:26	63.4	17/12/2011 23:36	63.8	19/12/2011 0:46	61.9	20/12/2011 1:56	58.8	21/12/2011 3:06	60.4	22/12/2011 4:16	57.8
16/12/2011 6:31	63.8	17/12/2011 23:41	63.2	19/12/2011 0:51	61.8	20/12/2011 2:01	58.8	21/12/2011 3:11	60.5	22/12/2011 4:21	59.2
16/12/2011 6:36	63.8	17/12/2011 23:46	63.5	19/12/2011 0:56	62.8	20/12/2011 2:06	59.2	21/12/2011 3:16	60.3	22/12/2011 4:26	59.7
16/12/2011 6:41	64.2	17/12/2011 23:51	63.6	19/12/2011 1:01	61.5	20/12/2011 2:11	58.1	21/12/2011 3:21	60.5	22/12/2011 4:31	59.0
16/12/2011 6:46	64.3	17/12/2011 23:56	63.6	19/12/2011 1:06	61.1	20/12/2011 2:16	59.1	21/12/2011 3:26	60.6	22/12/2011 4:36	58.2
16/12/2011 6:51	64.9	18/12/2011 0:01	63.3	19/12/2011 1:11	60.8	20/12/2011 2:21	58.2	21/12/2011 3:31	61.1	22/12/2011 4:41	59.2
16/12/2011 6:56	64.6	18/12/2011 0:06	63.4	19/12/2011 1:16	60.1	20/12/2011 2:26	58.3	21/12/2011 3:36	60.6	22/12/2011 4:46	59.6
16/12/2011 23:01	61.1	18/12/2011 0:11	63.6	19/12/2011 1:21	61.0	20/12/2011 2:31	58.3	21/12/2011 3:41	60.5	22/12/2011 4:51	61.2
16/12/2011 23:06	61.2	18/12/2011 0:16	63.8	19/12/2011 1:26	59.8	20/12/2011 2:36	57.1	21/12/2011 3:46	60.1	22/12/2011 4:56	58.8
16/12/2011 23:11	61.6	18/12/2011 0:21	63.2	19/12/2011 1:31	60.5	20/12/2011 2:41	57.2	21/12/2011 3:51	60.5	22/12/2011 5:01	59.1
16/12/2011 23:16	62.0	18/12/2011 0:26	62.8	19/12/2011 1:36	59.8	20/12/2011 2:46	57.3	21/12/2011 3:56	59.8	22/12/2011 5:06	58.8
16/12/2011 23:21	61.3	18/12/2011 0:31	62.9	19/12/2011 1:41	59.8	20/12/2011 2:51	58.8	21/12/2011 4:01	59.4	22/12/2011 5:11	60.5
16/12/2011 23:26	61.1	18/12/2011 0:36	62.8	19/12/2011 1:46	59.4	20/12/2011 2:56	58.1	21/12/2011 4:06	59.6	22/12/2011 5:16	59.9
16/12/2011 23:31	61.1	18/12/2011 0:41	62.8	19/12/2011 1:51	58.7	20/12/2011 3:01	58.3	21/12/2011 4:11	60.0	22/12/2011 5:21	60.0
16/12/2011 23:36	60.6	18/12/2011 0:46	61.8	19/12/2011 1:56	58.5	20/12/2011 3:06	58.6	21/12/2011 4:16	60.0	22/12/2011 5:26	59.8
16/12/2011 23:41	61.4	18/12/2011 0:51	62.6	19/12/2011 2:01	59.7	20/12/2011 3:11	58.7	21/12/2011 4:21	60.8	22/12/2011 5:31	60.5
16/12/2011 23:46	61.1	18/12/2011 0:56	62.1	19/12/2011 2:06	58.8	20/12/2011 3:16	56.7	21/12/2011 4:26	60.3	22/12/2011 5:36	60.4
16/12/2011 23:51	61.8	18/12/2011 1:01	62.8	19/12/2011 2:11	59.2	20/12/2011 3:21	55.8	21/12/2011 4:31	60.0	22/12/2011 5:41	60.2
16/12/2011 23:56	60.8	18/12/2011 1:06	61.4	19/12/2011 2:16	58.5	20/12/2011 3:26	57.8	21/12/2011 4:36	60.7	22/12/2011 5:46	62.1
17/12/2011 0:01	63.7	18/12/2011 1:11	61.6	19/12/2011 2:21	58.4	20/12/2011 3:31	56.6	21/12/2011 4:41	60.0	22/12/2011 5:51	61.9
17/12/2011 0:06	64.9	18/12/2011 1:16	62.0	19/12/2011 2:26	58.6	20/12/2011 3:36	55.8	21/12/2011 4:46	60.9	22/12/2011 5:56	61.1
17/12/2011 0:11	64.3	18/12/2011 1:21	61.8	19/12/2011 2:31	59.4	20/12/2011 3:41	56.7	21/12/2011 4:51	60.5	22/12/2011 6:01	62.3
17/12/2011 0:16	64.6	18/12/2011 1:26	61.9	19/12/2011 2:36	59.2	20/12/2011 3:46	55.5	21/12/2011 4:56	60.5	22/12/2011 6:06	61.3
17/12/2011 0:21	63.1	18/12/2011 1:31	61.3	19/12/2011 2:41	58.8	20/12/2011 3:51	56.4	21/12/2011 5:01	60.3	22/12/2011 6:11	61.9
17/12/2011 0:26	63.8	18/12/2011 1:36	62.0	19/12/2011 2:46	58.6	20/12/2011 3:56	55.3	21/12/2011 5:06	60.5	22/12/2011 6:16	61.8
17/12/2011 0:31	63.6	18/12/2011 1:41	61.8	19/12/2011 2:51	58.4	20/12/2011 4:01	56.4	21/12/2011 5:11	60.4	22/12/2011 6:21	62.4
17/12/2011 0:36	63.3	18/12/2011 1:46	61.7	19/12/2011 2:56	57.9	20/12/2011 4:06	57.4	21/12/2011 5:16	60.5	22/12/2011 6:26	62.9
17/12/2011 0:41	63.0	18/12/2011 1:51	61.5	19/12/2011 3:01	58.0	20/12/2011 4:11	58.2	21/12/2011 5:21	61.0	22/12/2011 6:31	63.1
17/12/2011 0:46	62.8	18/12/2011 1:56	60.6	19/12/2011 3:06	58.3	20/12/2011 4:16	58.2	21/12/2011 5:26	61.2	22/12/2011 6:36	63.3
17/12/2011 0:51	63.2	18/12/2011 2:01	61.3	19/12/2011 3:11	58.2	20/12/2011 4:21	58.6	21/12/2011 5:31	62.5	22/12/2011 6:41	63.5
17/12/2011 0:56	63.4	18/12/2011 2:06	61.6	19/12/2011 3:16	58.0	20/12/2011 4:26	58.0	21/12/2011 5:36	61.5	22/12/2011 6:46	64.1
17/12/2011 1:01	62.9	18/12/2011 2:11	61.9	19/12/2011 3:21	57.1	20/12/2011 4:31	59.2	21/12/2011 5:41	61.8	22/12/2011 6:51	65.0
17/12/2011 1:06	62.8	18/12/2011 2:16	61.0	19/12/2011 3:26	58.6	20/12/2011 4:36	59.1	21/12/2011 5:46	61.8	22/12/2011 6:56	64.9
17/12/2011 1:11	62.3	18/12/2011 2:21	61.4	19/12/2011 3:31	57.0	20/12/2011 4:41	57.7	21/12/2011 5:51	61.9	22/12/2011 23:01	63.0
17/12/2011 1:16	62.6	18/12/2011 2:26	61.1	19/12/2011 3:36	58.5	20/12/2011 4:46	59.3	21/12/2011 5:56	61.7	22/12/2011 23:06	63.7
17/12/2011 1:21	62.9	18/12/2011 2:31	60.1	19/12/2011 3:41	60.0	20/12/2011 4:51	59.2	21/12/2011 6:01	62.3	22/12/2011 23:11	63.2
17/12/2011 1:26	62.8	18/12/2011 2:36	60.9	19/12/2011 3:46	57.0	20/12/2011 4:56	58.8	21/12/2011 6:06	62.3	22/12/2011 23:16	64.0
17/12/2011 1:31	62.9	18/12/2011 2:41	61.3	19/12/2011 3:51	56.9	20/12/2011 5:01	59.0	21/12/2011 6:11	63.1	22/12/2011 23:21	64.0
17/12/2011 1:36	62.2	18/12/2011 2:46	61.2	19/12/2011 3:56	59.4	20/12/2011 5:06	59.2	21/12/2011 6:16	62.9	22/12/2011 23:26	63.8

Real-time Noise Data RTN1 (FEHD Hong Kong Transport Section Whitefield Depot)

22/12/2011 23:31	64.0
22/12/2011 23:36	63.2
22/12/2011 23:41	63.6
22/12/2011 23:46	63.3
22/12/2011 23:51	63.7
22/12/2011 23:56	63.1
23/12/2011 0:01	63.4
23/12/2011 0:06	64.0
23/12/2011 0:11	62.6
23/12/2011 0:16	62.7
23/12/2011 0:21	62.8
23/12/2011 0:26	62.4
23/12/2011 0:31	62.5
23/12/2011 0:36	62.6
23/12/2011 0:41	61.2
23/12/2011 0:46	61.9
23/12/2011 0:51	61.5
23/12/2011 0:56	61.5
23/12/2011 1:01	60.9
23/12/2011 1:06	61.1
23/12/2011 1:11	61.1
23/12/2011 1:16	60.4
23/12/2011 1:21	61.7
23/12/2011 1:26	60.7
23/12/2011 1:31	60.4
23/12/2011 1:36	61.0
23/12/2011 1:41	60.0
23/12/2011 1:46	60.4
23/12/2011 1:51	59.9
23/12/2011 1:56	59.7
23/12/2011 2:01	59.9
23/12/2011 2:06	59.5
23/12/2011 2:11	61.0
23/12/2011 2:16	58.8
23/12/2011 2:21	59.2
23/12/2011 2:26	60.5
23/12/2011 2:31	60.3
23/12/2011 2:36	59.7
23/12/2011 2:41	59.3
23/12/2011 2:46	60.3
23/12/2011 2:51	59.1
23/12/2011 2:56	58.7
23/12/2011 3:01	58.3
23/12/2011 3:06	59.0
23/12/2011 3:11	59.2
23/12/2011 3:16	58.4
23/12/2011 3:21	58.5
23/12/2011 3:26	58.9
23/12/2011 3:31	59.5
23/12/2011 3:36	58.6
23/12/2011 3:41	58.7
23/12/2011 3:46	60.2
23/12/2011 3:51	58.0
23/12/2011 3:56	59.9
23/12/2011 4:01	57.9
23/12/2011 4:06	58.3
23/12/2011 4:11	57.7
23/12/2011 4:16	58.5
23/12/2011 4:21	58.8
23/12/2011 4:26	58.3
23/12/2011 4:31	61.7
23/12/2011 4:36	60.4
23/12/2011 4:41	58.5
23/12/2011 4:46	60.1
23/12/2011 4:51	59.5
23/12/2011 4:56	59.5
23/12/2011 5:01	59.6
23/12/2011 5:06	59.5
23/12/2011 5:11	60.1
23/12/2011 5:16	59.7
23/12/2011 5:21	59.0
23/12/2011 5:26	59.3
23/12/2011 5:31	61.4
23/12/2011 5:36	59.7
23/12/2011 5:41	61.3
23/12/2011 5:46	61.5
23/12/2011 5:51	60.3
23/12/2011 5:56	61.0
23/12/2011 6:01	61.6
23/12/2011 6:06	61.4
23/12/2011 6:11	61.9
23/12/2011 6:16	61.1
23/12/2011 6:21	63.1
23/12/2011 6:26	62.7
23/12/2011 6:31	62.7
23/12/2011 6:36	62.9
23/12/2011 6:41	63.7
23/12/2011 6:46	63.4
23/12/2011 6:51	64.1
23/12/2011 6:56	64.6
23/12/2011 23:01	65.9
23/12/2011 23:06	65.5
23/12/2011 23:11	65.7
23/12/2011 23:16	65.4
23/12/2011 23:21	66.4
23/12/2011 23:26	65.1
23/12/2011 23:31	65.7
23/12/2011 23:36	66.0
23/12/2011 23:41	64.9
23/12/2011 23:46	64.3
23/12/2011 23:51	64.7
23/12/2011 23:56	65.1
24/12/2011 0:01	64.8
24/12/2011 0:06	65.1
24/12/2011 0:11	64.6
24/12/2011 0:16	65.4
24/12/2011 0:21	64.8
24/12/2011 0:26	64.1
24/12/2011 0:31	64.6
24/12/2011 0:36	64.2

24/12/2011 0:41	64.0
24/12/2011 0:46	63.7
24/12/2011 0:51	63.8
24/12/2011 0:56	63.3
24/12/2011 1:01	63.8
24/12/2011 1:06	63.5
24/12/2011 1:11	63.1
24/12/2011 1:16	63.6
24/12/2011 1:21	63.9
24/12/2011 1:26	64.1
24/12/2011 1:31	63.2
24/12/2011 1:36	63.8
24/12/2011 1:41	63.6
24/12/2011 1:46	63.3
24/12/2011 1:51	63.4
24/12/2011 1:56	63.4
24/12/2011 2:01	63.0
24/12/2011 2:06	62.9
24/12/2011 2:11	62.7
24/12/2011 2:16	62.6
24/12/2011 2:21	63.2
24/12/2011 2:26	63.2
24/12/2011 2:31	62.9
24/12/2011 2:36	62.8
24/12/2011 2:41	62.8
24/12/2011 2:46	62.8
24/12/2011 2:51	62.7
24/12/2011 2:56	62.8
24/12/2011 3:01	62.7
24/12/2011 3:06	62.8
24/12/2011 3:11	62.8
24/12/2011 3:16	62.0
24/12/2011 3:21	62.2
24/12/2011 3:26	62.0
24/12/2011 3:31	61.5
24/12/2011 3:36	61.8
24/12/2011 3:41	62.9
24/12/2011 3:46	62.2
24/12/2011 3:51	61.9
24/12/2011 3:56	61.3
24/12/2011 4:01	61.3
24/12/2011 4:06	61.2
24/12/2011 4:11	60.6
24/12/2011 4:16	60.7
24/12/2011 4:21	61.2
24/12/2011 4:26	61.9
24/12/2011 4:31	61.2
24/12/2011 4:36	62.2
24/12/2011 4:41	61.7
24/12/2011 4:46	61.8
24/12/2011 4:51	61.7
24/12/2011 4:56	62.8
24/12/2011 5:01	61.7
24/12/2011 5:06	61.9
24/12/2011 5:11	61.7
24/12/2011 5:16	61.7
24/12/2011 5:21	61.9
24/12/2011 5:26	61.7
24/12/2011 5:31	62.2
24/12/2011 5:36	62.2
24/12/2011 5:41	65.0
24/12/2011 5:46	62.2
24/12/2011 5:51	62.9
24/12/2011 5:56	62.3
24/12/2011 6:01	62.7
24/12/2011 6:06	63.1
24/12/2011 6:11	62.6
24/12/2011 6:16	62.9
24/12/2011 6:21	63.3
24/12/2011 6:26	63.6
24/12/2011 6:31	64.1
24/12/2011 6:36	63.8
24/12/2011 6:41	63.9
24/12/2011 6:46	64.9
24/12/2011 6:51	64.3
24/12/2011 6:56	64.3
24/12/2011 23:01	64.1
24/12/2011 23:06	64.3
24/12/2011 23:11	64.4
24/12/2011 23:16	64.7
24/12/2011 23:21	64.9
24/12/2011 23:26	64.2
24/12/2011 23:31	64.0
24/12/2011 23:36	64.0
24/12/2011 23:41	64.2
24/12/2011 23:46	64.9
24/12/2011 23:51	64.0
24/12/2011 23:56	64.2
25/12/2011 0:01	63.7
25/12/2011 0:06	64.2
25/12/2011 0:11	63.5
25/12/2011 0:16	64.3
25/12/2011 0:21	63.8
25/12/2011 0:26	63.3
25/12/2011 0:31	63.7
25/12/2011 0:36	63.6
25/12/2011 0:41	63.4
25/12/2011 0:46	63.0
25/12/2011 0:51	62.5
25/12/2011 0:56	62.6
25/12/2011 1:01	62.8
25/12/2011 1:06	62.4
25/12/2011 1:11	62.6
25/12/2011 1:16	63.1
25/12/2011 1:21	61.9
25/12/2011 1:26	62.7
25/12/2011 1:31	62.3
25/12/2011 1:36	62.8
25/12/2011 1:41	62.3
25/12/2011 1:46	62.4

25/12/2011 1:51	61.7
25/12/2011 1:56	62.3
25/12/2011 2:01	62.3
25/12/2011 2:06	61.7
25/12/2011 2:11	61.9
25/12/2011 2:16	61.5
25/12/2011 2:21	61.8
25/12/2011 2:26	61.4
25/12/2011 2:31	61.6
25/12/2011 2:36	61.1
25/12/2011 2:41	61.7
25/12/2011 2:46	61.4
25/12/2011 2:51	60.6
25/12/2011 2:56	61.4
25/12/2011 3:01	61.1
25/12/2011 3:06	61.2
25/12/2011 3:11	62.0
25/12/2011 3:16	60.8
25/12/2011 3:21	60.6
25/12/2011 3:26	61.7
25/12/2011 3:31	61.6
25/12/2011 3:36	61.4
25/12/2011 3:41	62.2
25/12/2011 3:46	61.4
25/12/2011 3:51	61.4
25/12/2011 3:56	61.2
25/12/2011 4:01	61.1
25/12/2011 4:06	60.4
25/12/2011 4:11	60.4
25/12/2011 4:16	60.7
25/12/2011 4:21	60.4
25/12/2011 4:26	61.0
25/12/2011 4:31	61.1
25/12/2011 4:36	62.0
25/12/2011 4:41	60.4
25/12/2011 4:46	60.1
25/12/2011 4:51	60.6
25/12/2011 4:56	60.7
25/12/2011 5:01	60.7
25/12/2011 5:06	61.2
25/12/2011 5:11	60.5
25/12/2011 5:16	61.0
25/12/2011 5:21	60.1
25/12/2011 5:26	61.0
25/12/2011 5:31	60.6
25/12/2011 5:36	61.6
25/12/2011 5:41	60.7
25/12/2011 5:46	61.3
25/12/2011 5:51	61.7
25/12/2011 5:56	61.4
25/12/2011 6:01	61.8
25/12/2011 6:06	61.2
25/12/2011 6:11	61.2
25/12/2011 6:16	62.9
25/12/2011 6:21	61.5
25/12/2011 6:26	62.1
25/12/2011 6:31	62.5
25/12/2011 6:36	63.2
25/12/2011 6:41	62.5
25/12/2011 6:46	62.5
25/12/2011 6:51	62.6
25/12/2011 6:56	62.7
25/12/2011 23:01	70.0
25/12/2011 23:06	64.0
25/12/2011 23:11	62.8
25/12/2011 23:16	63.1
25/12/2011 23:21	63.3
25/12/2011 23:26	63.3
25/12/2011 23:31	63.6
25/12/2011 23:36	63.5
25/12/2011 23:41	70.4
25/12/2011 23:46	70.0
25/12/2011 23:51	63.5
25/12/2011 23:56	63.4
26/12/2011 0:01	62.8
26/12/2011 0:06	62.6
26/12/2011 0:11	62.5
26/12/2011 0:16	63.0
26/12/2011 0:21	65.5
26/12/2011 0:26	63.8
26/12/2011 0:31	62.9
26/12/2011 0:36	62.9
26/12/2011 0:41	62.3
26/12/2011 0:46	62.1
26/12/2011 0:51	62.7
26/12/2011 0:56	62.2
26/12/2011 1:01	62.6
26/12/2011 1:06	62.9
26/12/2011 1:11	66.3
26/12/2011 1:16	68.2
26/12/2011 1:21	67.5
26/12/2011 1:26	68.1
26/12/2011 1:31	65.1
26/12/2011 1:36	64.5
26/12/2011 1:41	63.0
26/12/2011 1:46	61.0
26/12/2011 1:51	60.7
26/12/2011 1:56	59.8
26/12/2011 2:01	60.1
26/12/2011 2:06	64.3
26/12/2011 2:11	70.0
26/12/2011 2:16	65.1
26/12/2011 2:21	64.1
26/12/2011 2:26	62.1
26/12/2011 2:31	60.5
26/12/2011 2:36	59.7
26/12/2011 2:41	59.7
26/12/2011 2:46	62.1
26/12/2011 2:51	61.6
26/12/2011 2:56	62.4

26/12/2011 3:01	63.6
26/12/2011 3:06	61.9
26/12/2011 3:11	61.9
26/12/2011 3:16	63.1
26/12/2011 3:21	66.7
26/12/2011 3:26	68.2
26/12/2011 3:31	70.5
26/12/2011 3:36	68.3
26/12/2011 3:41	67.7
26/12/2011 3:46	67.6
26/12/2011 3:51	65.0
26/12/2011 3:56	64.6
26/12/2011 4:01	62.9
26/12/2011 4:06	63.2
26/12/2011 4:11	62.0
26/12/2011 4:16	62.8
26/12/2011 4:21	63.9
26/12/2011 4:26	62.2
26/12/2011 4:31	60.7
26/12/2011 4:36	60.1
26/12/2011 4:41	60.2
26/12/2011 4:46	61.1
26/12/2011 4:51	61.7
26/12/2011 4:56	62.3
26/12/2011 5:01	62.3
26/12/2011 5:06	61.7
26/12/2011 5:11	60.6
26/12/2011 5:16	61.7
26/12/2011 5:21	60.5
26/12/2011 5:26	60.5
26/12/2011 5:31	59.3
26/12/2011 5:36	60.6
26/12/2011 5:41	63.0
26/12/2011 5:46	59.8
26/12/2011 5:51	60.9
26/12/2011 5:56	59.3
26/12/2011 6:01	60.0
26/12/2011 6:06	62.8
26/12/2011 6:11	60.2
26/12/2011 6:16	60.2
26/12/2011 6:21	60.3
26/12/2011 6:26	60.7
26/12/2011 6:31	60.7
26/12/2011 6:36	61.5
26/12/2011 6:41	61.7
26/12/2011 6:46	62.2
26/12/2011 6:51	61.5
26/12/2011 6:56	61.5
26/12/2011 23:01	67.5
26/12/2011 23:06	67.1
26/12/2011 23:11	67.1
26/12/2011 23:16	67.7
26/12/2011 23:21	67.7
26/12/2011 23:26	63.6
26/12/2011 23:31	61.4
26/12/2011 23:36	61.2
26/12/2011 23:41	60.7
26/12/2011 23:46	61.2
26/12/2011 23:51	60.7
26/12/2011 23:56	63.1
27/12/2011 0:01	63.0
27/12/2011 0:06	65.7
27/12/2011 0:11	65.2
27/12/2011 0:16	63.2
27/12/2011 0:21	62.2
27/12/2011 0:26	62.2
27/12/2011 0:31	61.3
27/12/2011 0:36	60.7
27/12/2011 0:41	59.6
27/12/2011 0:46	60.3
27/12/2011 0:51	60.4
27/12/2011 0:56	59.9
27/12/2011 1:01	60.9
27/12/2011 1:06	60.0
27/12/2011 1:11	61.6
27/12/2011 1:16	59.6
27/12/2011 1:21	60.7
27/12/2011 1:26	64.4
27/12/2011 1:31	62.8
27/12/2011 1:36	62.9
27/12/2011 1:41	61.1
27/12/2011 1:46	60.2
27/12/2011 1:51	58.6
27/12/2011 1:56	58.7
27/12/2011 2:01	60.2
27/12/2011 2:06	58.4
27/12/2011 2:11	58.8
27/12/2011 2:16	58.1
27/12/2011 2:21	58.0
27/12/2011 2:26	59.7
27/12/2011 2:31	60.8
27/12/2011 2:36	62.0
27/12/2011 2:41	65.5
27/12/2011 2:46	68.8
27/12/2011 2:51	64.2
27/12/2011 2:56	63.5
27/12/2011 3:01	63.5
27/12/2011 3:06	61.7
27/12/2011 3:11	60.2
27/12/2011 3:16	59.9
27/12/2011 3:21	59.3
27/12/2011 3:26	59.7
27/12/2011 3:31	62.0
27/12/2011 3:36	63.9
27/12/2011 3:41	66.0
27/12/2011 3:46	66.1
27/12/2011 3:51	64.6
27/12/2011 3:56	60.5
27/12/2011 4:01	60.1
27/12/2011 4:06	58.6

27/12/2011 4:11	58.1
27/12/2011 4:16	58.1
27/12/2011 4:21	58.2
27/12/2011 4:26	61.8
27/12/2011 4:31	59.7
27/12/2011 4:36	60.2
27/12/2011 4:41	59.2
27/12/2011 4:46	57.8
27/12/2011 4:51	57.7
27/12/2011 4:56	57.6
27/12/2011 5:01	58.1
27/12/2011 5:06	57.0
27/12/2011 5:11	57.4
27/12/2011 5:16	57.2
27/12/2011 5:21	57.2
27/12/2011 5:26	57.2
27/12/2011 5:31	57.9
27/12/2011 5:36	57.3
27/12/2011 5:41	58.5
27/12/2011 5:46	59.7
27/12/2011 5:51	65.6
27/12/2011 5:56	64.9
27/12/2011 6:01	62.2
27/12/2011 6:06	60.1
27/12/2011 6:11	60.2
27/12/2011 6:16	64.9
27/12/2011 6:21	65.0
27/12/2011 6:26	61.7
27/12/2011 6:31	63.7
27/12/2011 6:36	60.3
27/12/2011 6:41	60.2
27/12/2011 6:46	60.9
27/12/2011 6:51	61.7
27/12/2011 6:56	63.9
27/12/2011 23:01	61.8
27/12/2011 23:06	61.5
27/12/2011 23:11	62.3
27/12/2011 23:16	62.0
27/12/2011 23:21	63.2
27/12/2011 23:26	61.4
27/12/2011 23:31	61.1
27/12/2011 23:36	61.7
27/12/2011 23:41	61.6
27/12/2011 23:46	61.3
27/12/2011 23:51	61.1
27/12/2011 23:56	60.7

*Exceedance recorded during monitoring compliance check with NCO

Real-time Noise Data RTN2 (Oil Street Community Liaison Centre)

Normal Day 07:00-19:00

28/11/2011 7:01	63.6
28/11/2011 7:31	64.3
28/11/2011 8:01	66.3
28/11/2011 8:31	67.6
28/11/2011 9:01	67.1
28/11/2011 9:31	67.7
28/11/2011 10:01	68.0
28/11/2011 10:31	68.2
28/11/2011 11:01	68.1
28/11/2011 11:31	67.2
28/11/2011 12:01	66.0
28/11/2011 12:31	66.2
28/11/2011 13:01	67.2
28/11/2011 13:31	67.3
28/11/2011 14:01	67.5
28/11/2011 14:31	67.1
28/11/2011 15:01	67.2
28/11/2011 15:31	67.4
28/11/2011 16:01	66.9
28/11/2011 16:31	68.4
28/11/2011 17:01	68.0
28/11/2011 17:31	66.3
28/11/2011 18:01	65.6
28/11/2011 18:31	64.5
29/11/2011 7:01	62.9
29/11/2011 7:31	65.2
29/11/2011 8:01	67.4
29/11/2011 8:31	68.0
29/11/2011 9:01	66.9
29/11/2011 9:31	67.3
29/11/2011 10:01	67.7
29/11/2011 10:31	68.3
29/11/2011 11:01	68.2
29/11/2011 11:31	67.8
29/11/2011 12:01	66.4
29/11/2011 12:31	66.6
29/11/2011 13:01	67.3
29/11/2011 13:31	67.6
29/11/2011 14:01	67.8
29/11/2011 14:31	67.2
29/11/2011 15:01	67.6
29/11/2011 15:31	67.8
29/11/2011 16:01	67.0
29/11/2011 16:31	67.9
29/11/2011 17:01	67.7
29/11/2011 17:31	66.7
29/11/2011 18:01	65.6
29/11/2011 18:31	64.4
30/11/2011 7:01	63.4
30/11/2011 7:31	64.3
30/11/2011 8:01	66.3
30/11/2011 8:31	67.4
30/11/2011 9:01	66.6
30/11/2011 9:31	67.5
30/11/2011 10:01	67.8
30/11/2011 10:31	67.9
30/11/2011 11:01	68.1
30/11/2011 11:31	67.0
30/11/2011 12:01	65.9
30/11/2011 12:31	66.1
30/11/2011 13:01	67.1
30/11/2011 13:31	67.3
30/11/2011 14:01	67.3
30/11/2011 14:31	67.5
30/11/2011 15:01	67.0
30/11/2011 15:31	67.3
30/11/2011 16:01	66.6
30/11/2011 16:31	67.4
30/11/2011 17:01	67.5
30/11/2011 17:31	67.0
30/11/2011 18:01	66.9
30/11/2011 18:31	66.3
1/12/2011 7:01	66.0
1/12/2011 7:31	68.9
1/12/2011 8:01	68.8
1/12/2011 8:31	63.3
1/12/2011 9:01	69.0
1/12/2011 9:31	68.8
1/12/2011 10:01	66.9
1/12/2011 10:31	66.3
1/12/2011 11:01	67.1
1/12/2011 11:31	68.1
1/12/2011 12:01	66.3
1/12/2011 12:31	66.2
1/12/2011 13:01	66.9
1/12/2011 13:31	67.7
1/12/2011 14:01	68.5
1/12/2011 14:31	67.4
1/12/2011 15:01	68.5
1/12/2011 15:31	67.9
1/12/2011 16:01	66.9
1/12/2011 16:31	67.7
1/12/2011 17:01	67.6
1/12/2011 17:31	67.3
1/12/2011 18:01	65.9
1/12/2011 18:31	65.6
2/12/2011 7:01	62.8
2/12/2011 7:31	64.0
2/12/2011 8:01	65.3
2/12/2011 8:31	66.7
2/12/2011 9:01	66.3
2/12/2011 9:31	67.1
2/12/2011 10:01	67.7
2/12/2011 10:31	69.3
2/12/2011 11:01	69.4
2/12/2011 11:31	69.0
2/12/2011 12:01	67.2
2/12/2011 12:31	67.9
2/12/2011 13:01	68.1
2/12/2011 13:31	68.3
2/12/2011 14:01	67.8
2/12/2011 14:31	67.4
2/12/2011 15:01	67.6
2/12/2011 15:31	67.8
2/12/2011 16:01	67.0
2/12/2011 16:31	67.2
2/12/2011 17:01	67.6
2/12/2011 17:31	67.0
2/12/2011 18:01	66.4
2/12/2011 18:31	64.0
3/12/2011 7:01	63.0
3/12/2011 7:31	64.7
3/12/2011 8:01	66.8
3/12/2011 8:31	68.0
3/12/2011 9:01	67.2
3/12/2011 9:31	67.9
3/12/2011 10:01	68.6
3/12/2011 10:31	68.7
3/12/2011 11:01	67.9
3/12/2011 11:31	66.4
3/12/2011 12:01	65.8
3/12/2011 12:31	65.9
3/12/2011 13:01	66.9
3/12/2011 13:31	67.1
3/12/2011 14:01	67.4
3/12/2011 14:31	66.9
3/12/2011 15:01	66.9
3/12/2011 15:31	67.9
3/12/2011 16:01	67.1
3/12/2011 16:31	68.0
3/12/2011 17:01	67.7
3/12/2011 17:31	66.0
3/12/2011 18:01	64.1
3/12/2011 18:31	63.1
5/12/2011 7:01	63.1
5/12/2011 7:31	63.4
5/12/2011 8:01	66.3
5/12/2011 8:31	67.2
5/12/2011 9:01	66.3
5/12/2011 9:31	67.7
5/12/2011 10:01	67.0
5/12/2011 10:31	65.9
5/12/2011 11:01	66.0
5/12/2011 11:31	65.5
5/12/2011 12:01	64.4
5/12/2011 12:31	65.5
5/12/2011 13:01	66.2
5/12/2011 13:31	67.2
5/12/2011 14:01	67.0
5/12/2011 14:31	68.4
5/12/2011 15:01	66.7
5/12/2011 15:31	67.0
5/12/2011 16:01	66.6
5/12/2011 16:31	65.9
5/12/2011 17:01	66.4
5/12/2011 17:31	66.1
5/12/2011 18:01	67.2
5/12/2011 18:31	67.7
6/12/2011 7:01	64.7
6/12/2011 7:31	64.8
6/12/2011 8:01	66.8
6/12/2011 8:31	67.6
6/12/2011 9:01	66.6
6/12/2011 9:31	67.1
6/12/2011 10:01	67.9
6/12/2011 10:31	66.9
6/12/2011 11:01	68.3
6/12/2011 11:31	66.4
6/12/2011 12:01	65.5
6/12/2011 12:31	64.4
6/12/2011 13:01	66.8
6/12/2011 13:31	66.4
6/12/2011 14:01	66.8
6/12/2011 14:31	67.1
6/12/2011 15:01	66.6
6/12/2011 15:31	66.2
6/12/2011 16:01	65.6
6/12/2011 16:31	68.2
6/12/2011 17:01	68.0
6/12/2011 17:31	68.5
6/12/2011 18:01	68.7
6/12/2011 18:31	68.1
7/12/2011 7:01	62.8
7/12/2011 7:31	64.5
7/12/2011 8:01	67.3
7/12/2011 8:31	67.9
7/12/2011 9:01	67.2
7/12/2011 9:31	67.6
7/12/2011 10:01	67.7
7/12/2011 10:31	68.0
7/12/2011 11:01	68.9
7/12/2011 11:31	66.2
7/12/2011 12:01	66.6
7/12/2011 12:31	65.6
7/12/2011 13:01	67.3
7/12/2011 13:31	67.8
7/12/2011 14:01	68.0
7/12/2011 14:31	68.5
7/12/2011 15:01	67.6
7/12/2011 15:31	68.0
7/12/2011 16:01	67.9
7/12/2011 16:31	66.7
7/12/2011 17:01	67.1
7/12/2011 17:31	67.6
7/12/2011 18:01	67.7
7/12/2011 18:31	68.5
8/12/2011 7:01	63.1
8/12/2011 7:31	64.9
8/12/2011 8:01	66.0
8/12/2011 8:31	67.3
8/12/2011 9:01	67.7
8/12/2011 9:31	67.2
8/12/2011 10:01	68.3
8/12/2011 10:31	67.2
8/12/2011 11:01	66.8
8/12/2011 11:31	64.9
8/12/2011 12:01	63.8
8/12/2011 12:31	64.6
8/12/2011 13:01	66.2
8/12/2011 13:31	66.1
8/12/2011 14:01	67.8
8/12/2011 14:31	66.9
8/12/2011 15:01	66.0
8/12/2011 15:31	66.6
8/12/2011 16:01	66.5
8/12/2011 16:31	66.4
8/12/2011 17:01	66.2
8/12/2011 17:31	66.3
8/12/2011 18:01	66.4
8/12/2011 18:31	64.3
9/12/2011 7:01	63.2
9/12/2011 7:31	64.7
9/12/2011 8:01	66.7
9/12/2011 8:31	66.8
9/12/2011 9:01	68.0
9/12/2011 9:31	67.7
9/12/2011 10:01	67.0
9/12/2011 10:31	67.5
9/12/2011 11:01	66.7
9/12/2011 11:31	65.1
9/12/2011 12:01	63.2
9/12/2011 12:31	64.1
9/12/2011 13:01	66.0
9/12/2011 13:31	66.6
9/12/2011 14:01	68.4
9/12/2011 14:31	66.6
9/12/2011 15:01	66.4
9/12/2011 15:31	66.9
9/12/2011 16:01	67.3
9/12/2011 16:31	67.9
9/12/2011 17:01	67.9
9/12/2011 17:31	66.2
9/12/2011 18:01	64.6
9/12/2011 18:31	63.1
10/12/2011 7:01	62.9
10/12/2011 7:31	64.5
10/12/2011 8:01	67.6
10/12/2011 8:31	68.2
10/12/2011 9:01	67.2
10/12/2011 9:31	66.4
10/12/2011 10:01	68.6
10/12/2011 10:31	68.4
10/12/2011 11:01	66.5
10/12/2011 11:31	65.1
10/12/2011 12:01	64.4
10/12/2011 12:31	64.4
10/12/2011 13:01	65.7
10/12/2011 13:31	65.0
10/12/2011 14:01	66.4
10/12/2011 14:31	66.7
10/12/2011 15:01	65.6
10/12/2011 15:31	66.1
10/12/2011 16:01	66.6
10/12/2011 16:31	66.4
10/12/2011 17:01	67.2
10/12/2011 17:31	65.2
10/12/2011 18:01	65.9
10/12/2011 18:31	63.7
12/12/2011 7:01	63.1
12/12/2011 7:31	63.5
12/12/2011 8:01	65.3
12/12/2011 8:31	66.4
12/12/2011 9:01	66.9
12/12/2011 9:31	67.8
12/12/2011 10:01	68.6
12/12/2011 10:31	68.1
12/12/2011 11:01	68.8
12/12/2011 11:31	67.2
12/12/2011 12:01	64.2
12/12/2011 12:31	64.1
12/12/2011 13:01	68.6
12/12/2011 13:31	69.8
12/12/2011 14:01	70.0
12/12/2011 14:31	69.0
12/12/2011 15:01	71.7
12/12/2011 15:31	68.9
12/12/2011 16:01	68.1
12/12/2011 16:31	68.5
12/12/2011 17:01	68.3
12/12/2011 17:31	68.2
12/12/2011 18:01	66.4
12/12/2011 18:31	63.0
13/12/2011 7:01	63.1
13/12/2011 7:31	65.2
13/12/2011 8:01	67.1
13/12/2011 8:31	68.1
13/12/2011 9:01	67.4
13/12/2011 9:31	66.6
13/12/2011 10:01	67.4
13/12/2011 10:31	68.4
13/12/2011 11:01	68.4
13/12/2011 11:31	66.1
13/12/2011 12:01	64.6
13/12/2011 12:31	64.6
13/12/2011 13:01	67.1
13/12/2011 13:31	68.0
13/12/2011 14:01	67.6
13/12/2011 14:31	66.7
13/12/2011 15:01	66.9
13/12/2011 15:31	67.1
13/12/2011 16:01	67.0
13/12/2011 16:31	67.8
13/12/2011 17:01	68.9
13/12/2011 17:31	67.5
13/12/2011 18:01	65.7
13/12/2011 18:31	63.6
14/12/2011 7:01	62.9
14/12/2011 7:31	65.0
14/12/2011 8:01	68.2
14/12/2011 8:31	68.8
14/12/2011 9:01	67.6
14/12/2011 9:31	68.1
14/12/2011 10:01	67.9
14/12/2011 10:31	68.8
14/12/2011 11:01	68.4
14/12/2011 11:31	66.3
14/12/2011 12:01	64.4
14/12/2011 12:31	65.2
14/12/2011 13:01	68.1
14/12/2011 13:31	68.2
14/12/2011 14:01	67.8
14/12/2011 14:31	66.5
14/12/2011 15:01	68.1
14/12/2011 15:31	67.9
14/12/2011 16:01	71.5
14/12/2011 16:31	71.0
14/12/2011 17:01	69.3
14/12/2011 17:31	65.5
14/12/2011 18:01	67.0
14/12/2011 18:31	65.9
15/12/2011 7:01	63.9
15/12/2011 7:31	64.9
15/12/2011 8:01	66.4
15/12/2011 8:31	68.5
15/12/2011 9:01	67.9
15/12/2011 9:31	68.0
15/12/2011 10:01	66.8
15/12/2011 10:31	67.2
15/12/2011 11:01	68.4
15/12/2011 11:31	66.8
15/12/2011 12:01	64.0
15/12/2011 12:31	63.8
15/12/2011 13:01	67.4
15/12/2011 13:31	68.1
15/12/2011 14:01	66.7
15/12/2011 14:31	67.4
15/12/2011 15:01	67.4
15/12/2011 15:31	67.8
15/12/2011 16:01	67.5
15/12/2011 16:31	66.9
15/12/2011 17:01	67.6
15/12/2011 17:31	68.1
15/12/2011 18:01	68.2
15/12/2011 18:31	67.2
16/12/2011 7:01	62.8
16/12/2011 7:31	63.8
16/12/2011 8:01	67.3
16/12/2011 8:31	67.2
16/12/2011 9:01	67.3
16/12/2011 9:31	68.1
16/12/2011 10:01	67.0
16/12/2011 10:31	67.1
16/12/2011 11:01	66.9
16/12/2011 11:31	65.0
16/12/2011 12:01	63.7
16/12/2011 12:31	65.4
16/12/2011 13:01	66.4
16/12/2011 13:31	67.3
16/12/2011 14:01	71.3
16/12/2011 14:31	70.8
16/12/2011 15:01	72.0
16/12/2011 15:31	69.7
16/12/2011 16:01	71.0
16/12/2011 16:31	69.4
16/12/2011 17:01	70.6
16/12/2011 17:31	67.2
16/12/2011 18:01	65.6
16/12/2011 18:31	65.8
17/12/2011 7:01	63.3
17/12/2011 7:31	65.6
17/12/2011 8:01	67.2
17/12/2011 8:31	70.4
17/12/2011 9:01	70.3
17/12/2011 9:31	66.7
17/12/2011 10:01	68.4
17/12/2011 10:31	69.4
17/12/2011 11:01	65.9
17/12/2011 11:31	65.5
17/12/2011 12:01	64.9
17/12/2011 12:31	64.6
17/12/2011 13:01	66.0
17/12/2011 13:31	67.5
17/12/2011 14:01	67.6
17/12/2011 14:31	66.7
17/12/2011 15:01	67.2
17/12/2011 15:31	66.7
17/12/2011 16:01	68.5
17/12/2011 16:31	67.9
17/12/2011 17:01	68.5
17/12/2011 17:31	65.9
17/12/2011 18:01	67.3
17/12/2011 18:31	63.4
19/12/2011 7:01	64.8
19/12/2011 7:31	65.9
19/12/2011 8:01	67.1
19/12/2011 8:31	67.0
19/12/2011 9:01	66.6
19/12/2011 9:31	66.3
19/12/2011 10:01	66.3
19/12/2011 10:31	66.7
19/12/2011 11:01	66.0
19/12/2011 11:31	66.8
19/12/2011 12:01	64.5
19/12/2011 12:31	65.0
19/12/2011 13:01	65.8
19/12/2011 13:31	66.7
19/12/2011 14:01	66.4
19/12/2011 14:31	67.8
19/12/2011 15:01	65.1
19/12/2011 15:31	65.8
19/12/2011 16:01	65.8
19/12/2011 16:31	66.1
19/12/2011 17:01	66.9
19/12/2011 17:31	66.1
19/12/2011 18:01	65.9
19/12/2011 18:31	66.5
20/12/2011 7:01	63.6
20/12/2011 7:31	64.9
20/12/2011 8:01	66.1
20/12/2011 8:31	66.8
20/12/2011 9:01	67.1
20/12/2011 9:31	67.6
20/12/2011 10:01	68.0
20/12/2011 10:31	67.9
20/12/2011 11:01	68.8
20/12/2011 11:31	66.8
20/12/2011 12:01	66.2
20/12/2011 12:31	67.0
20/12/2011 13:01	68.4
20/12/2011 13:31	68.9
20/12/2011 14:01	68.5
20/12/2011 14:31	67.8
20/12/2011 15:01	67.9
20/12/2011 15:31	67.3
20/12/2011 16:01	68.1
20/12/2011 16:31	67.9
20/12/2011 17:01	68.1
20/12/2011 17:31	67.8
20/12/2011 18:01	67.6
20/12/2011 18:31	67.3
21/12/2011 7:01	64.1
21/12/2011 7:31	65.3
21/12/2011 8:01	67.0
21/12/2011 8:31	67.0
21/12/2011 9:01	67.3
21/12/2011 9:31	68.9
21/12/2011 10:01	67.2
21/12/2011 10:31	67.9
21/12/2011 11:01	67.1
21/12/2011 11:31	66.1
21/12/2011 12:01	65.0
21/12/2011 12:31	65.6
21/12/2011 13:01	66.8
21/12/2011 13:31	67.7
21/12/2011 14:01	68.9
21/12/2011 14:31	68.6
21/12/2011 15:01	68.8
21/12/2011 15:31	67.7
21/12/2011 16:01	68.8
21/12/2011 16:31	68.0
21/12/2011 17:01	68.7
21/12/2011 17:31	66.8
21/12/2011 18:01	66.7
21/12/2011 18:31	66.0
22/12/2011 7:01	63.4
22/12/2011 7:31	65.1
22/12/2011 8:01	67.2
22/12/2011 8:31	67.8
22/12/2011 9:01	67.3
22/12/2011 9:31	67.9
22/12/2011 10:01	67.6
22/12/2011 10:31	68.3
22/12/2011 11:01	68.2
22/12/2011 11:31	66.4
22/12/2011 12:01	65.1
22/12/2011 12:31	65.7
22/12/2011 13:01	67.6
22/12/2011 13:31	68.2
22/12/2011 14:01	68.2
22/12/2011 14:31	67.5
22/12/2011 15:01	68.0
22/12/2011 15:31	67.5
22/12/2011 16:01	69.2
22/12/2011 16:31	68.9
22/12/2011 17:01	68.8
22/12/2011 17:31	67.0
22/12/2011 18:01	66.8
22/12/2011 18:31	65.9
23/12/2011 7:01	63.2
23/12/2011 7:31	64.5
23/12/2011 8:01	67.1
23/12/2011 8:31	67.5
23/12/2011 9:01	67.3
23/12/2011 9:31	68.3
23/12/2011 10:01	67.7
23/12/2011 10:31	68.0
23/12/2011 11:01	67.9
23/12/2011 11:31	66.2
23/12/2011 12:01	64.3
23/12/2011 12:31	65.1
23/12/2011 13:01	67.6
23/12/2011 13:31	68.3
23/12/2011 14:01	69.7
23/12/2011 14:31	69.0
23/12/2011 15:01	70.5
23/12/2011 15:31	68.6
23/12/2011 16:01	70.1
23/12/2011 16:31	69.4
23/12/2011 17:01	69.3
23/12/2011 17:31	67.1
23/12/2011 18:01	66.4
23/12/2011 18:31	65.3
24/12/2011 7:01	63.4
24/12/2011 7:31	65.2
24/12/2011 8:01	67.0
24/12/2011 8:31	68.8
24/12/2011 9:01	69.1
24/12/2011 9:31	67.7
24/12/2011 10:01	67.8
24/12/2011 10:31	67.5
24/12/2011 11:01	67.7
24/12/2011 11:31	65.0
24/12/2011 12:01	64.8
24/12/2011 12:31	64.1
24/12/2011 13:01	67.2
24/12/2011 13:31	68.1
24/12/2011 14:01	67.0
24/12/2011 14:31	67.6
24/12/2011 15:01	66.5
24/12/2011 15:31	67.4
24/12/2011 16:01	67.3
24/12/2011 16:31	66.4
24/12/2011 17:01	65.6
24/12/2011 17:31	63.2
24/12/2011 18:01	65.5
24/12/2011 18:31	64.5

Normal Day 19:00-23:00, Sunday & Holiday 07:00-23:00

28/11/2011 19:01	63.8
28/11/2011 19:06	63.0
28/11/2011 19:11	64.1
28/11/2011 19:16	66.1
28/11/2011 19:21	64.9
28/11/2011 19:26	64.6
28/11/2011 19:31	63.0
28/11/2011 19:36	62.3
28/11/2011 19:41	63.1
28/11/2011 19:46	62.3
28/11/2011 19:51	62.4
28/11/2011 19:56	62.5
28/11/2011 20:01	63.5
28/11/2011 20:06	63.2
28/11/2011 20:11	63.5
28/11/2011 20:16	62.5
28/11/2011 20:21	62.3
28/11/2011 20:26	62.3
28/11/2011 20:31	62.6
28/11/2011 20:36	62.7
28/11/2011 20:41	62.4
28/11/2011 20:46	62.0
28/11/2011 20:51	62.4
28/11/2011 20:56	61.9
28/11/2011 21:01	61.6
28/11/2011 21:06	61.6
28/11/2011 21:11	61.6
28/11/2011 21:16	61.6
28/11/2011 21:21	61.7
28/11/2011 21:26	62.5
28/11/2011 21:31	61.8
28/11/2011 21:36	61.6
28/11/2011 21:41	62.2
28/11/2011 21:46	61.7
28/11/2011 21:51	62.3
28/11/2011 21:56	61.6
28/11/2011 22:01	62.2
28/11/2011 22:06	61.1
28/11/2011 22:11	61.7
28/11/2011 22:16	61.2
28/11/2011 22:21	62.2
28/11/2011 22:26	61.5
28/11/2011 22:31	61.6
28/11/2011 22:36	62.1
28/11/2011 22:41	61.3
28/11/2011 22:46	61.3
28/11/2011 22:51	60.9
28/11/2011 22:56	61.0
29/11/2011 19:01	64.1
29/11/2011 19:06	64.2
29/11/2011 19:11	63.7
29/11/2011 19:16	63.1
29/11/2011 19:21	62.6
29/11/2011 19:26	62.7
29/11/2011 19:31	62.3
29/11/2011 19:36	62.4
29/11/2011 19:41	62.5
29/11/2011 19:46	62.0
29/11/2011 19:51	62.1
29/11/2011 19:56	61.9
29/11/2011 20:01	62.9
29/11/2011 20:06	63.0
29/11/2011 20:11	62.8
29/11/2011 20:16	62.6
29/11/2011 20:21	63.0
29/11/2011 20:26	62.8
29/11/2011 20:31	62.9
29/11/2011 20:36	62.6
29/11/2011 20:41	62.4
29/11/2011 20:46	62.5
29/11/2011 20:51	62.2
29/11/2011 20:56	62.4
29/11/2011 21:01	63.1
29/11/2011 21:06	62.2
29/11/2011 21:11	62.5
29/11/2011 21:16	62.4
29/11/2011 21:21	62.0
29/11/2011 21:26	62.0
29/11/2011 21:31	61.9
29/11/2011 21:36	62.0

Real-time Noise Data RTN2 (Oil Street Community Liaison Centre)

29/11/2011 21:41 62.3	1/12/2011 22:51 61.3	4/12/2011 8:01 62.0	4/12/2011 17:11 65.1	5/12/2011 22:21 62.7	8/12/2011 19:31 61.7
29/11/2011 21:46 62.7	1/12/2011 22:56 62.0	4/12/2011 8:06 61.9	4/12/2011 17:16 66.1	5/12/2011 22:26 62.0	8/12/2011 19:36 62.5
29/11/2011 21:51 62.0	2/12/2011 19:01 61.1	4/12/2011 8:11 63.0	4/12/2011 17:21 65.5	5/12/2011 22:31 61.7	8/12/2011 19:41 63.8
29/11/2011 21:56 62.5	2/12/2011 19:06 60.3	4/12/2011 8:16 63.0	4/12/2011 17:26 64.0	5/12/2011 22:36 61.5	8/12/2011 19:46 62.7
29/11/2011 22:01 62.1	2/12/2011 19:11 61.1	4/12/2011 8:21 65.2	4/12/2011 17:31 62.9	5/12/2011 22:41 61.4	8/12/2011 19:51 62.5
29/11/2011 22:06 61.9	2/12/2011 19:16 60.1	4/12/2011 8:26 63.3	4/12/2011 17:36 63.6	5/12/2011 22:46 61.7	8/12/2011 19:56 62.8
29/11/2011 22:11 61.9	2/12/2011 19:21 60.1	4/12/2011 8:31 61.5	4/12/2011 17:41 65.0	5/12/2011 22:51 63.1	8/12/2011 20:01 62.6
29/11/2011 22:16 62.2	2/12/2011 19:26 61.0	4/12/2011 8:36 64.4	4/12/2011 17:46 64.2	5/12/2011 22:56 60.8	8/12/2011 20:06 63.0
29/11/2011 22:21 61.9	2/12/2011 19:31 60.6	4/12/2011 8:41 64.8	4/12/2011 17:51 62.7	6/12/2011 19:01 68.0	8/12/2011 20:11 62.5
29/11/2011 22:26 62.6	2/12/2011 19:36 62.6	4/12/2011 8:46 67.3	4/12/2011 17:56 63.5	6/12/2011 19:06 66.9	8/12/2011 20:16 63.3
29/11/2011 22:31 62.2	2/12/2011 19:41 60.1	4/12/2011 8:51 65.8	4/12/2011 18:01 63.1	6/12/2011 19:11 67.8	8/12/2011 20:21 62.6
29/11/2011 22:36 62.2	2/12/2011 19:46 60.2	4/12/2011 8:56 65.0	4/12/2011 18:06 62.5	6/12/2011 19:16 67.7	8/12/2011 20:26 63.8
29/11/2011 22:41 61.8	2/12/2011 19:51 60.8	4/12/2011 9:01 65.9	4/12/2011 18:11 62.3	6/12/2011 19:21 67.1	8/12/2011 20:31 63.0
29/11/2011 22:46 61.9	2/12/2011 19:56 60.3	4/12/2011 9:06 63.4	4/12/2011 18:16 62.8	6/12/2011 19:26 68.7	8/12/2011 20:36 62.8
29/11/2011 22:51 61.9	2/12/2011 20:01 61.0	4/12/2011 9:11 63.5	4/12/2011 18:21 62.4	6/12/2011 19:31 68.1	8/12/2011 20:41 62.6
29/11/2011 22:56 61.9	2/12/2011 20:06 62.8	4/12/2011 9:16 67.1	4/12/2011 18:26 62.1	6/12/2011 19:36 68.0	8/12/2011 20:46 62.3
30/11/2011 19:01 65.8	2/12/2011 20:11 63.1	4/12/2011 9:21 65.1	4/12/2011 18:31 62.6	6/12/2011 19:41 68.0	8/12/2011 20:51 62.3
30/11/2011 19:06 65.2	2/12/2011 20:16 63.0	4/12/2011 9:26 65.5	4/12/2011 18:36 62.5	6/12/2011 19:46 67.9	8/12/2011 20:56 61.9
30/11/2011 19:11 65.5	2/12/2011 20:21 62.9	4/12/2011 9:31 65.2	4/12/2011 18:41 61.6	6/12/2011 19:51 68.3	8/12/2011 21:01 62.3
30/11/2011 19:16 65.2	2/12/2011 20:26 62.6	4/12/2011 9:36 65.2	4/12/2011 18:46 61.9	6/12/2011 19:56 67.7	8/12/2011 21:06 62.3
30/11/2011 19:21 65.6	2/12/2011 20:31 63.6	4/12/2011 9:41 65.5	4/12/2011 18:51 62.3	6/12/2011 20:01 67.6	8/12/2011 21:11 62.1
30/11/2011 19:26 66.3	2/12/2011 20:36 62.2	4/12/2011 9:46 65.9	4/12/2011 18:56 61.7	6/12/2011 20:06 67.3	8/12/2011 21:16 61.8
30/11/2011 19:31 65.4	2/12/2011 20:41 62.3	4/12/2011 9:51 64.8	4/12/2011 19:01 61.5	6/12/2011 20:11 68.7	8/12/2011 21:21 62.3
30/11/2011 19:36 65.1	2/12/2011 20:46 63.5	4/12/2011 9:56 65.2	4/12/2011 19:06 61.9	6/12/2011 20:16 67.5	8/12/2011 21:26 63.4
30/11/2011 19:41 65.2	2/12/2011 20:51 62.2	4/12/2011 10:01 64.7	4/12/2011 19:11 61.5	6/12/2011 20:21 68.0	8/12/2011 21:31 62.8
30/11/2011 19:46 65.4	2/12/2011 20:56 62.6	4/12/2011 10:06 67.2	4/12/2011 19:16 61.6	6/12/2011 20:26 66.7	8/12/2011 21:36 62.9
30/11/2011 19:51 65.6	2/12/2011 21:01 63.0	4/12/2011 10:11 65.1	4/12/2011 19:21 64.0	6/12/2011 20:31 62.3	8/12/2011 21:41 62.8
30/11/2011 19:56 65.1	2/12/2011 21:06 62.5	4/12/2011 10:16 65.4	4/12/2011 19:26 62.1	6/12/2011 20:36 63.0	8/12/2011 21:46 62.8
30/11/2011 20:01 65.5	2/12/2011 21:11 63.3	4/12/2011 10:21 65.5	4/12/2011 19:31 62.1	6/12/2011 20:41 62.6	8/12/2011 21:51 63.5
30/11/2011 20:06 65.3	2/12/2011 21:16 62.6	4/12/2011 10:26 67.8	4/12/2011 19:36 62.3	6/12/2011 20:46 63.7	8/12/2011 21:56 62.7
30/11/2011 20:11 66.3	2/12/2011 21:21 62.7	4/12/2011 10:31 68.2	4/12/2011 19:41 61.9	6/12/2011 20:51 62.8	8/12/2011 22:01 62.6
30/11/2011 20:16 65.3	2/12/2011 21:26 62.4	4/12/2011 10:36 67.1	4/12/2011 19:46 62.2	6/12/2011 20:56 62.4	8/12/2011 22:06 62.1
30/11/2011 20:21 66.1	2/12/2011 21:31 62.8	4/12/2011 10:41 67.2	4/12/2011 19:51 63.1	6/12/2011 21:01 63.0	8/12/2011 22:11 62.4
30/11/2011 20:26 65.2	2/12/2011 21:36 62.7	4/12/2011 10:46 68.6	4/12/2011 19:56 62.0	6/12/2011 21:06 62.1	8/12/2011 22:16 64.5
30/11/2011 20:31 63.9	2/12/2011 21:41 62.6	4/12/2011 10:51 67.1	4/12/2011 20:01 61.2	6/12/2011 21:11 62.6	8/12/2011 22:21 62.1
30/11/2011 20:36 63.8	2/12/2011 21:46 63.0	4/12/2011 10:56 67.3	4/12/2011 20:06 61.8	6/12/2011 21:16 62.3	8/12/2011 22:26 64.0
30/11/2011 20:41 63.6	2/12/2011 21:51 62.3	4/12/2011 11:01 67.2	4/12/2011 20:11 61.6	6/12/2011 21:21 62.3	8/12/2011 22:31 62.3
30/11/2011 20:46 63.4	2/12/2011 21:56 63.3	4/12/2011 11:06 66.2	4/12/2011 20:16 61.3	6/12/2011 21:26 62.7	8/12/2011 22:36 64.6
30/11/2011 20:51 62.3	2/12/2011 22:01 62.4	4/12/2011 11:11 67.7	4/12/2011 20:21 62.3	6/12/2011 21:31 62.3	8/12/2011 22:41 63.4
30/11/2011 20:56 62.5	2/12/2011 22:06 62.4	4/12/2011 11:16 67.1	4/12/2011 20:26 61.6	6/12/2011 21:36 61.9	8/12/2011 22:46 63.8
30/11/2011 21:01 62.9	2/12/2011 22:11 62.3	4/12/2011 11:21 66.1	4/12/2011 20:31 61.0	6/12/2011 21:41 62.5	8/12/2011 22:51 62.5
30/11/2011 21:06 62.4	2/12/2011 22:16 61.9	4/12/2011 11:26 67.0	4/12/2011 20:36 61.7	6/12/2011 21:46 63.1	8/12/2011 22:56 61.8
30/11/2011 21:11 62.8	2/12/2011 22:21 61.8	4/12/2011 11:31 66.2	4/12/2011 20:41 61.4	6/12/2011 21:51 62.4	9/12/2011 19:01 62.9
30/11/2011 21:16 62.2	2/12/2011 22:26 62.1	4/12/2011 11:36 66.8	4/12/2011 20:46 62.3	6/12/2011 21:56 62.6	9/12/2011 19:06 60.6
30/11/2011 21:21 62.2	2/12/2011 22:31 62.0	4/12/2011 11:41 67.1	4/12/2011 20:51 61.3	6/12/2011 22:01 62.4	9/12/2011 19:11 61.0
30/11/2011 21:26 62.3	2/12/2011 22:36 61.4	4/12/2011 11:46 67.8	4/12/2011 20:56 61.9	6/12/2011 22:06 62.0	9/12/2011 19:16 63.5
30/11/2011 21:31 62.4	2/12/2011 22:41 61.6	4/12/2011 11:51 67.7	4/12/2011 21:01 62.3	6/12/2011 22:11 61.4	9/12/2011 19:21 64.5
30/11/2011 21:36 62.4	2/12/2011 22:46 62.9	4/12/2011 11:56 64.2	4/12/2011 21:06 62.4	6/12/2011 22:16 61.8	9/12/2011 19:26 61.9
30/11/2011 21:41 62.5	2/12/2011 22:51 62.3	4/12/2011 12:01 63.5	4/12/2011 21:11 61.3	6/12/2011 22:21 61.3	9/12/2011 19:31 61.5
30/11/2011 21:46 63.1	2/12/2011 22:56 62.9	4/12/2011 12:06 65.4	4/12/2011 21:16 61.8	6/12/2011 22:26 62.4	9/12/2011 19:36 61.5
30/11/2011 21:51 62.2	3/12/2011 19:01 64.1	4/12/2011 12:11 65.0	4/12/2011 21:21 61.2	6/12/2011 22:31 62.8	9/12/2011 19:41 62.0
30/11/2011 21:56 62.8	3/12/2011 19:06 63.2	4/12/2011 12:16 65.2	4/12/2011 21:26 61.5	6/12/2011 22:36 61.9	9/12/2011 19:46 61.9
30/11/2011 22:01 62.3	3/12/2011 19:11 63.1	4/12/2011 12:21 65.4	4/12/2011 21:31 61.8	6/12/2011 22:41 62.0	9/12/2011 19:51 64.0
30/11/2011 22:06 62.2	3/12/2011 19:16 62.3	4/12/2011 12:26 66.2	4/12/2011 21:36 61.4	6/12/2011 22:46 61.7	9/12/2011 19:56 60.8
30/11/2011 22:11 61.9	3/12/2011 19:21 62.4	4/12/2011 12:31 65.6	4/12/2011 21:41 61.4	6/12/2011 22:51 61.4	9/12/2011 20:01 60.3
30/11/2011 22:16 62.3	3/12/2011 19:26 62.1	4/12/2011 12:36 66.3	4/12/2011 21:46 61.3	6/12/2011 22:56 62.4	9/12/2011 20:06 62.1
30/11/2011 22:21 61.9	3/12/2011 19:31 62.1	4/12/2011 12:41 64.9	4/12/2011 21:51 62.5	7/12/2011 19:01 68.0	9/12/2011 20:11 62.3
30/11/2011 22:26 62.3	3/12/2011 19:36 62.2	4/12/2011 12:46 66.5	4/12/2011 21:56 61.6	7/12/2011 19:06 67.4	9/12/2011 20:16 64.0
30/11/2011 22:31 62.2	3/12/2011 19:41 62.4	4/12/2011 12:51 66.1	4/12/2011 22:01 62.2	7/12/2011 19:11 68.3	9/12/2011 20:21 63.6
30/11/2011 22:36 61.7	3/12/2011 19:46 61.9	4/12/2011 12:56 67.0	4/12/2011 22:06 61.2	7/12/2011 19:16 67.8	9/12/2011 20:26 62.7
30/11/2011 22:41 61.8	3/12/2011 19:51 61.8	4/12/2011 13:01 66.8	4/12/2011 22:11 61.6	7/12/2011 19:21 67.4	9/12/2011 20:31 62.6
30/11/2011 22:46 62.0	3/12/2011 19:56 61.8	4/12/2011 13:06 66.9	4/12/2011 22:16 62.9	7/12/2011 19:26 67.2	9/12/2011 20:36 63.3
30/11/2011 22:51 62.4	3/12/2011 20:01 62.7	4/12/2011 13:11 66.6	4/12/2011 22:21 61.5	7/12/2011 19:31 67.3	9/12/2011 20:41 64.4
30/11/2011 22:56 62.0	3/12/2011 20:06 62.0	4/12/2011 13:16 64.6	4/12/2011 22:26 61.5	7/12/2011 19:36 67.6	9/12/2011 20:46 64.0
1/12/2011 19:01 66.1	3/12/2011 20:11 61.4	4/12/2011 13:21 62.6	4/12/2011 22:31 60.6	7/12/2011 19:41 65.9	9/12/2011 20:51 62.7
1/12/2011 19:06 62.2	3/12/2011 20:16 61.4	4/12/2011 13:26 63.3	4/12/2011 22:36 61.2	7/12/2011 19:46 62.9	9/12/2011 20:56 62.5
1/12/2011 19:11 65.4	3/12/2011 20:21 62.1	4/12/2011 13:31 64.2	4/12/2011 22:41 60.4	7/12/2011 19:51 65.4	9/12/2011 21:01 62.2
1/12/2011 19:16 61.5	3/12/2011 20:26 62.3	4/12/2011 13:36 65.3	4/12/2011 22:46 60.7	7/12/2011 19:56 63.4	9/12/2011 21:06 62.2
1/12/2011 19:21 63.2	3/12/2011 20:31 61.4	4/12/2011 13:41 63.8	4/12/2011 22:51 59.8	7/12/2011 20:01 63.7	9/12/2011 21:11 62.1
1/12/2011 19:26 62.3	3/12/2011 20:36 61.8	4/12/2011 13:46 64.3	4/12/2011 22:56 59.8	7/12/2011 20:06 62.9	9/12/2011 21:16 61.7
1/12/2011 19:31 63.5	3/12/2011 20:41 61.9	4/12/2011 13:51 66.1	5/12/2011 19:01 67.0	7/12/2011 20:11 63.9	9/12/2011 21:21 62.9
1/12/2011 19:36 62.6	3/12/2011 20:46 61.7	4/12/2011 13:56 67.2	5/12/2011 19:06 67.2	7/12/2011 20:16 63.0	9/12/2011 21:26 62.0
1/12/2011 19:41 64.7	3/12/2011 20:51 61.3	4/12/2011 14:01 66.8	5/12/2011 19:11 66.8	7/12/2011 20:21 65.9	9/12/2011 21:31 64.5
1/12/2011 19:46 63.1	3/12/2011 20:56 61.3	4/12/2011 14:06 66.9	5/12/2011 19:16 66.7	7/12/2011 20:26 67.4	9/12/2011 21:36 62.3
1/12/2011 19:51 66.6	3/12/2011 21:01 62.1	4/12/2011 14:11 65.7	5/12/2011 19:21 68.1	7/12/2011 20:31 63.8	9/12/2011 21:41 62.4
1/12/2011 19:56 62.7	3/12/2011 21:06 62.1	4/12/2011 14:16 65.1	5/12/2011 19:26 68.3	7/12/2011 20:36 64.6	9/12/2011 21:46 64.8
1/12/2011 20:01 66.4	3/12/2011 21:11 62.0	4/12/2011 14:21 65.7	5/12/2011 19:31 66.7	7/12/2011 20:41 63.8	9/12/2011 21:51 62.7
1/12/2011 20:06 63.7	3/12/2011 21:16 61.3	4/12/2011 14:26 65.1	5/12/2011 19:36 65.2	7/12/2011 20:46 62.8	9/12/2011 21:56 62.5
1/12/2011 20:11 66.7	3/12/2011 21:21 61.1	4/12/2011 14:31 65.9	5/12/2011 19:41 66.4	7/12/2011 20:51 67.2	9/12/2011 22:01 62.9
1/12/2011 20:16 63.4	3/12/2011 21:26 61.4	4/12/2011 14:36 66.1	5/12/2011 19:46 67.2	7/12/2011 20:56 67.2	9/12/2011 22:06 64.7
1/12/2011 20:21 68.2	3/12/2011 21:31 61.4	4/12/2011 14:41 66.5	5/12/2011 19:51 66.9	7/12/2011 21:01 67.7	9/12/2011 22:11 63.0
1/12/2011 20:26 63.8	3/12/2011 21:36 61.4	4/12/2011 14:46 63.4	5/12/2011 19:56 66.4	7/12/2011 21:06 67.8	9/12/2011 22:16 62.5
1/12/2011 20:31 67.7	3/12/2011 21:41 62.5	4/12/2011 14:51 63.2	5/12/2011 20:01 67.4	7/12/2011 21:11 66.9	9/12/2011 22:21 62.2
1/12/2011 20:36 63.5	3/12/2011 21:46 62.9	4/12/2011 14:56 63.2	5/12/2011 20:06 66.8	7/12/2011 21:16 66.9	9/12/2011 22:26 62.7
1/12/2011 20:41 68.5	3/12/2011 21:51 61.6	4/12/2011 15:01 63.3	5/12/2011 20:11 67.9	7/12/2011 21:21 66.9	9/12/2011 22:31 62.6
1/12/2011 20:46 62.7	3/12/2011 21:56 62.8	4/12/2011 15:06 63.2	5/12/2011 20:16 66.6	7/12/2011 21:26 67.3	9/12/2011 22:36 62.3
1/12/2011 20:51 66.9	3/12/2011 22:01 62.0	4/12/2011 15:11 65.4	5/12/2011 20:21 68.1	7/12/2011 21:31 66.9	9/12/2011 22:41 61.9
1/12/2011 20:56 63.4	3/12/2011 22:06 61.8	4/12/2011 15:16 63.0	5/12/2011 20:26 67.1	7/12/2011 21:36 67.1	9/12/2011 22:46 61.9
1/12/2011 21:01 67.1	3/12/2011 22:11 61.2	4/12/2011 15:21 63.7	5/12/2011 20:31 66.4	7/12/2011 21:41 66.7	9/12/2011 22:51 61.9
1/12/2011 21:06 62.6	3/12/2011 22:16 63.4	4/12/2011 15:26 63.1	5/12/2011 20:36 66.5	7/12/2011 21:46 66.9	9/12/2011 22:56 61.8
1/12/2011 21:11 62.8	3/12/2011 22:21 61.7	4/12/2011 15:31 63.6	5/12/2011 20:41 66.1	7/12/2011 21:51 65.9	10/12/2011 19:01 61.2
1/12/2011 21:16 66.3	3/12/2011 22:26 62.8	4/12/2011 15:36 62.9	5/12/2011 20:46 64.3	7/12/2011 21:56 62.3	10/12/2011 19:06 62.9
1/12/2011 21:21 62.4	3/12/2011 22:31 62.3	4/12/2011 15:41 64.7	5/12/2011 20:51 62.7	7/12/2011 22:01 62.6	10/12/2011 19:11 63.3
1/12/2011 21:26 66.4	3/12/2011 22:36 62.2	4/12/2011 15:46 63.4	5/12/2011 20:56 63.7	7/12/2011 22:06 63.3	10/12/2011 19:16 61.8
1/12/2011 21:31 61.6	3/12/2011 22:41 62.1	4/12/2011 15:51 63.4	5/12/2011 21:01 63.3	7/12/2011 22:11 62.4	10/12/2011 19:21 62.6
1/12/2011 21:36 67.4	3/12/2011 22:46 61.8	4/12/2011 15:56 64.0	5/12/2011 21:06 63.0	7/12/2011 22:16 61.8	10/12/2011 19:26 64.1
1/12/2011 21:41 61.7	3/12/2011 22:51 62.7	4/12/2011 16:01 64.3	5/12/2011 21:11 63.1	7/12/2011 22:21 61.9	10/12/2011 19:31 63.1
1/12/2011 21:46 67.0	3/12/2011 22:56 61.6	4/12/2011 16:06 64.8	5/12/2011 21:16 62.6	7/12/2011 22:26 62.3	10/12/2011 19:36 64.6
1/12/2011 21:51 62.0	4/12/2011 7:01 61.5	4/12/2011 16:11 64.5	5/12/2011 21:21 62.4	7/12/2011 22:31 62.2	10/12/2011 19:41 62.8
1/12/2011 21:56 67.5	4/12/2011 7:06 61.7	4/12/2011 16:16 63.1	5/12/2011 21:26 62.6	7/12/2011 22:36 62.1	10/12/2011 19:46 64.1
1/12/2011 22:01 61.9	4/12/2011 7:11 61.2	4/12/2011 16:21 63.6	5/12/2011 21:31 62.8	7/12/2011 22:41 62.9	10/12/2011 19:51 62.6
1/12/2011 22:06 67.8	4/12/2011 7:16 60.8	4/12/2011 16:26 64.4	5/12/2011 21:36 63.3	7/12/2011 22:46 62.2	10/12/2011 19:56 62.7
1/12/2011 22:11 62.3	4/12/2011 7:21 60.6	4/12/2011 16:31 65.0	5/12/2011 21:41 62.4	7/12/2011 22:51 62.2	10/12/2011 20:01 62.5
1/12/2011 22:16 67.4	4/12/2011 7:26 61.2	4/12/2011 16:36 66.2	5/12/2011 21:46 63.5	7/12/2011 22:56 62.9	10/12/2011 20:06 62.4
1/12/2011 22:21 61.7	4/12/2011 7:31 61.5	4/12/2011 16:41 64.6	5/12/2011 21:51 62.7	8/12/2011 19:01 63.3	10/12/2011 20:11 64.1
1/12/2011 22:26 63.7	4/12/2011 7:36 62.6	4/12/2011 16:46 63.2	5/12/2011 21:56 62.2	8/12/2011 19:06 63.8	10/12/2011 20:16 62.1
1/12/2011 22:31 68.2	4/12/2011 7:41 61.1	4/12/2011 16:51 63.4	5/12/2011 22:01 62.2	8/12/2011 19:11 62.8	10/12/2011 20:21 62.3
1/12/2011 22:36 62.9	4/12/2011 7:46 66.0	4/12/2011 16:56 62.5	5/12/2011 22:06 62.5	8/12/2011 19:16 62.5	10/12/2011 20:26 62.5
1/12/2011 22:41 68.5	4/12/2011 7:51 62.4	4/12/2011 17:01 62.6	5/12/2011 22:11 62.7	8/12/2011 19:21 62.1	10/12/2011 20:31 62.6
1/12/2011 22:46 61.4	4/12/2011 7:56 64.7	4/12/2011 17:06 63.5	5/12/2011 22:16 62.0	8/12/2011 19:26 61.8	10/12/2011 20:36 62.1

Real-time Noise Data RTN2 (Oil Street Community Liaison Centre)

10/12/2011 20:41 61.7	11/12/2011 13:51 63.0	12/12/2011 19:01 61.0	14/12/2011 20:11 62.4	16/12/2011 21:21 62.4	18/12/2011 10:31 66.7
10/12/2011 20:46 61.2	11/12/2011 13:56 62.2	12/12/2011 19:06 60.5	14/12/2011 20:16 63.2	16/12/2011 21:26 63.4	18/12/2011 10:36 65.9
10/12/2011 20:51 62.2	11/12/2011 14:01 63.0	12/12/2011 19:11 60.0	14/12/2011 20:21 62.9	16/12/2011 21:31 61.8	18/12/2011 10:41 67.0
10/12/2011 20:56 62.0	11/12/2011 14:06 62.5	12/12/2011 19:16 60.4	14/12/2011 20:26 62.9	16/12/2011 21:36 62.5	18/12/2011 10:46 65.0
10/12/2011 21:01 61.8	11/12/2011 14:11 64.3	12/12/2011 19:21 61.1	14/12/2011 20:31 63.0	16/12/2011 21:41 62.3	18/12/2011 10:51 67.1
10/12/2011 21:06 62.3	11/12/2011 14:16 62.1	12/12/2011 19:26 61.8	14/12/2011 20:36 64.3	16/12/2011 21:46 61.7	18/12/2011 10:56 66.9
10/12/2011 21:11 63.6	11/12/2011 14:21 63.0	12/12/2011 19:31 60.6	14/12/2011 20:41 64.0	16/12/2011 21:51 62.8	18/12/2011 11:01 66.9
10/12/2011 21:16 62.1	11/12/2011 14:26 63.5	12/12/2011 19:36 60.2	14/12/2011 20:46 62.0	16/12/2011 21:56 62.4	18/12/2011 11:06 66.2
10/12/2011 21:21 61.7	11/12/2011 14:31 64.8	12/12/2011 19:41 61.1	14/12/2011 20:51 61.9	16/12/2011 22:01 62.3	18/12/2011 11:11 67.2
10/12/2011 21:26 62.4	11/12/2011 14:36 63.6	12/12/2011 19:46 62.7	14/12/2011 20:56 61.7	16/12/2011 22:06 62.0	18/12/2011 11:16 68.0
10/12/2011 21:31 62.8	11/12/2011 14:41 64.1	12/12/2011 19:51 63.0	14/12/2011 21:01 62.2	16/12/2011 22:11 62.0	18/12/2011 11:21 66.7
10/12/2011 21:36 62.3	11/12/2011 14:46 64.2	12/12/2011 19:56 63.5	14/12/2011 21:06 61.5	16/12/2011 22:16 64.6	18/12/2011 11:26 58.7
10/12/2011 21:41 63.6	11/12/2011 14:51 63.8	12/12/2011 20:01 62.7	14/12/2011 21:11 61.7	16/12/2011 22:21 64.0	18/12/2011 11:31 63.6
10/12/2011 21:46 61.8	11/12/2011 14:56 64.1	12/12/2011 20:06 62.8	14/12/2011 21:16 61.6	16/12/2011 22:26 62.4	18/12/2011 11:36 63.6
10/12/2011 21:51 61.9	11/12/2011 15:01 63.7	12/12/2011 20:11 63.4	14/12/2011 21:21 61.6	16/12/2011 22:31 62.1	18/12/2011 11:41 65.1
10/12/2011 21:56 62.9	11/12/2011 15:06 62.4	12/12/2011 20:16 62.6	14/12/2011 21:26 62.3	16/12/2011 22:36 62.5	18/12/2011 11:46 63.3
10/12/2011 22:01 64.1	11/12/2011 15:11 63.4	12/12/2011 20:21 63.3	14/12/2011 21:31 62.7	16/12/2011 22:41 62.4	18/12/2011 11:51 65.9
10/12/2011 22:06 61.8	11/12/2011 15:16 63.9	12/12/2011 20:26 63.3	14/12/2011 21:36 62.1	16/12/2011 22:46 62.5	18/12/2011 11:56 64.8
10/12/2011 22:11 61.8	11/12/2011 15:21 63.5	12/12/2011 20:31 62.5	14/12/2011 21:41 62.3	16/12/2011 22:51 62.8	18/12/2011 12:01 66.3
10/12/2011 22:16 62.1	11/12/2011 15:26 64.6	12/12/2011 20:36 62.5	14/12/2011 21:46 61.4	16/12/2011 22:56 62.9	18/12/2011 12:06 66.0
10/12/2011 22:21 61.8	11/12/2011 15:31 65.6	12/12/2011 20:41 62.3	14/12/2011 21:51 62.1	17/12/2011 19:01 62.1	18/12/2011 12:11 65.4
10/12/2011 22:26 61.0	11/12/2011 15:36 63.8	12/12/2011 20:46 62.2	14/12/2011 21:56 61.7	17/12/2011 19:06 60.4	18/12/2011 12:16 65.4
10/12/2011 22:31 62.2	11/12/2011 15:41 63.3	12/12/2011 20:51 62.3	14/12/2011 22:01 62.2	17/12/2011 19:11 60.5	18/12/2011 12:21 65.1
10/12/2011 22:36 61.2	11/12/2011 15:46 64.8	12/12/2011 20:56 62.6	14/12/2011 22:06 61.7	17/12/2011 19:16 64.6	18/12/2011 12:26 63.5
10/12/2011 22:41 60.8	11/12/2011 15:51 64.3	12/12/2011 21:01 61.8	14/12/2011 22:11 61.9	17/12/2011 19:21 62.7	18/12/2011 12:31 62.9
10/12/2011 22:46 62.2	11/12/2011 15:56 62.8	12/12/2011 21:06 62.1	14/12/2011 22:16 61.5	17/12/2011 19:26 63.3	18/12/2011 12:36 64.5
10/12/2011 22:51 61.5	11/12/2011 16:01 63.2	12/12/2011 21:11 63.3	14/12/2011 22:21 62.2	17/12/2011 19:31 63.4	18/12/2011 12:41 64.3
10/12/2011 22:56 63.0	11/12/2011 16:06 62.5	12/12/2011 21:16 62.1	14/12/2011 22:26 62.5	17/12/2011 19:36 62.7	18/12/2011 12:46 65.0
11/12/2011 7:01 62.0	11/12/2011 16:11 61.9	12/12/2011 21:21 62.9	14/12/2011 22:31 61.6	17/12/2011 19:41 63.9	18/12/2011 12:51 64.5
11/12/2011 7:06 61.1	11/12/2011 16:16 62.6	12/12/2011 21:26 61.8	14/12/2011 22:36 61.5	17/12/2011 19:46 62.6	18/12/2011 12:56 62.5
11/12/2011 7:11 62.4	11/12/2011 16:21 62.5	12/12/2011 21:31 62.7	14/12/2011 22:41 61.8	17/12/2011 19:51 62.8	18/12/2011 13:01 64.0
11/12/2011 7:16 61.0	11/12/2011 16:26 62.1	12/12/2011 21:36 61.9	14/12/2011 22:46 61.4	17/12/2011 19:56 63.3	18/12/2011 13:06 61.8
11/12/2011 7:21 64.6	11/12/2011 16:31 63.9	12/12/2011 21:41 61.6	14/12/2011 22:51 61.6	17/12/2011 20:01 61.8	18/12/2011 13:11 64.2
11/12/2011 7:26 61.7	11/12/2011 16:36 63.9	12/12/2011 21:46 62.2	14/12/2011 22:56 61.6	17/12/2011 20:06 62.1	18/12/2011 13:16 62.9
11/12/2011 7:31 61.3	11/12/2011 16:41 63.8	12/12/2011 21:51 62.6	15/12/2011 19:01 66.8	17/12/2011 20:11 62.3	18/12/2011 13:21 63.5
11/12/2011 7:36 61.6	11/12/2011 16:46 64.9	12/12/2011 21:56 62.2	15/12/2011 19:06 67.1	17/12/2011 20:16 62.2	18/12/2011 13:26 64.2
11/12/2011 7:41 61.7	11/12/2011 16:51 64.2	12/12/2011 22:01 62.1	15/12/2011 19:11 66.2	17/12/2011 20:21 63.2	18/12/2011 13:31 67.8
11/12/2011 7:46 61.7	11/12/2011 16:56 64.9	12/12/2011 22:06 62.7	15/12/2011 19:16 66.2	17/12/2011 20:26 62.5	18/12/2011 13:36 66.0
11/12/2011 7:51 62.4	11/12/2011 17:01 66.0	12/12/2011 22:11 61.8	15/12/2011 19:21 67.3	17/12/2011 20:31 63.0	18/12/2011 13:41 65.5
11/12/2011 7:56 64.1	11/12/2011 17:06 66.2	12/12/2011 22:16 61.7	15/12/2011 19:26 67.0	17/12/2011 20:36 62.2	18/12/2011 13:46 67.6
11/12/2011 8:01 61.9	11/12/2011 17:11 63.9	12/12/2011 22:21 62.3	15/12/2011 19:31 67.5	17/12/2011 20:41 61.6	18/12/2011 13:51 66.2
11/12/2011 8:06 62.4	11/12/2011 17:16 63.4	12/12/2011 22:26 62.0	15/12/2011 19:36 67.4	17/12/2011 20:46 62.3	18/12/2011 13:56 65.6
11/12/2011 8:11 62.7	11/12/2011 17:21 64.5	12/12/2011 22:31 63.5	15/12/2011 19:41 67.4	17/12/2011 20:51 62.6	18/12/2011 14:01 65.4
11/12/2011 8:16 64.2	11/12/2011 17:26 66.2	12/12/2011 22:36 61.6	15/12/2011 19:46 67.8	17/12/2011 20:56 61.3	18/12/2011 14:06 63.9
11/12/2011 8:21 62.3	11/12/2011 17:31 65.3	12/12/2011 22:41 61.7	15/12/2011 19:51 66.9	17/12/2011 21:01 61.5	18/12/2011 14:11 65.4
11/12/2011 8:26 65.6	11/12/2011 17:36 63.3	12/12/2011 22:46 61.7	15/12/2011 19:56 67.3	17/12/2011 21:06 61.8	18/12/2011 14:16 66.3
11/12/2011 8:31 62.1	11/12/2011 17:41 63.0	12/12/2011 22:51 62.4	15/12/2011 20:01 66.7	17/12/2011 21:11 61.7	18/12/2011 14:21 66.9
11/12/2011 8:36 63.9	11/12/2011 17:46 61.8	12/12/2011 22:56 62.4	15/12/2011 20:06 66.6	17/12/2011 21:16 61.6	18/12/2011 14:26 66.8
11/12/2011 8:41 63.6	11/12/2011 17:51 62.2	13/12/2011 19:01 61.6	15/12/2011 20:11 66.4	17/12/2011 21:21 62.3	18/12/2011 14:31 64.5
11/12/2011 8:46 64.8	11/12/2011 17:56 63.0	13/12/2011 19:06 61.1	15/12/2011 20:16 67.3	17/12/2011 21:26 61.8	18/12/2011 14:36 65.3
11/12/2011 8:51 64.1	11/12/2011 18:01 62.2	13/12/2011 19:11 61.9	15/12/2011 20:21 66.1	17/12/2011 21:31 62.1	18/12/2011 14:41 66.9
11/12/2011 8:56 62.7	11/12/2011 18:06 63.7	13/12/2011 19:16 62.4	15/12/2011 20:26 66.9	17/12/2011 21:36 61.5	18/12/2011 14:46 68.0
11/12/2011 9:01 63.2	11/12/2011 18:11 64.8	13/12/2011 19:21 63.6	15/12/2011 20:31 66.6	17/12/2011 21:41 61.6	18/12/2011 14:51 67.8
11/12/2011 9:06 63.1	11/12/2011 18:16 64.8	13/12/2011 19:26 62.8	15/12/2011 20:36 66.9	17/12/2011 21:46 62.2	18/12/2011 14:56 69.3
11/12/2011 9:11 63.5	11/12/2011 18:21 63.5	13/12/2011 19:31 62.4	15/12/2011 20:41 66.4	17/12/2011 21:51 62.3	18/12/2011 15:01 66.5
11/12/2011 9:16 62.7	11/12/2011 18:26 63.3	13/12/2011 19:36 63.0	15/12/2011 20:46 66.2	17/12/2011 21:56 62.3	18/12/2011 15:06 69.1
11/12/2011 9:21 62.9	11/12/2011 18:31 62.5	13/12/2011 19:41 63.1	15/12/2011 20:51 65.2	17/12/2011 22:01 62.2	18/12/2011 15:11 66.0
11/12/2011 9:26 64.5	11/12/2011 18:36 63.5	13/12/2011 19:46 63.3	15/12/2011 20:56 62.5	17/12/2011 22:06 62.1	18/12/2011 15:16 64.7
11/12/2011 9:31 62.9	11/12/2011 18:41 64.1	13/12/2011 19:51 62.8	15/12/2011 21:01 62.3	17/12/2011 22:11 62.7	18/12/2011 15:21 64.1
11/12/2011 9:36 63.5	11/12/2011 18:46 63.7	13/12/2011 19:56 62.3	15/12/2011 21:06 62.3	17/12/2011 22:16 61.6	18/12/2011 15:26 63.4
11/12/2011 9:41 62.7	11/12/2011 18:51 62.7	13/12/2011 20:01 63.0	15/12/2011 21:11 61.5	17/12/2011 22:21 61.3	18/12/2011 15:31 67.3
11/12/2011 9:46 63.8	11/12/2011 18:56 63.2	13/12/2011 20:06 61.9	15/12/2011 21:16 62.2	17/12/2011 22:26 61.3	18/12/2011 15:36 66.7
11/12/2011 9:51 62.4	11/12/2011 19:01 62.3	13/12/2011 20:11 62.7	15/12/2011 21:21 62.2	17/12/2011 22:31 61.5	18/12/2011 15:41 64.4
11/12/2011 9:56 64.0	11/12/2011 19:06 63.2	13/12/2011 20:16 63.4	15/12/2011 21:26 63.1	17/12/2011 22:36 61.4	18/12/2011 15:46 63.9
11/12/2011 10:01 62.4	11/12/2011 19:11 61.8	13/12/2011 20:21 63.6	15/12/2011 21:31 61.8	17/12/2011 22:41 62.9	18/12/2011 15:51 63.9
11/12/2011 10:06 62.3	11/12/2011 19:16 64.2	13/12/2011 20:26 62.0	15/12/2011 21:36 61.9	17/12/2011 22:46 61.2	18/12/2011 15:56 63.4
11/12/2011 10:11 62.4	11/12/2011 19:21 62.6	13/12/2011 20:31 62.8	15/12/2011 21:41 62.1	17/12/2011 22:51 61.8	18/12/2011 16:01 62.3
11/12/2011 10:16 63.6	11/12/2011 19:26 62.5	13/12/2011 20:36 61.8	15/12/2011 21:46 61.8	17/12/2011 22:56 61.4	18/12/2011 16:06 63.4
11/12/2011 10:21 62.6	11/12/2011 19:31 61.4	13/12/2011 20:41 61.8	15/12/2011 21:51 62.5	18/12/2011 7:01 62.0	18/12/2011 16:11 64.5
11/12/2011 10:26 63.3	11/12/2011 19:36 62.0	13/12/2011 20:46 61.8	15/12/2011 21:56 62.0	18/12/2011 7:06 64.3	18/12/2011 16:16 64.6
11/12/2011 10:31 63.1	11/12/2011 19:41 62.5	13/12/2011 20:51 61.8	15/12/2011 22:01 61.8	18/12/2011 7:11 62.3	18/12/2011 16:21 63.4
11/12/2011 10:36 62.9	11/12/2011 19:46 61.7	13/12/2011 20:56 61.6	15/12/2011 22:06 61.6	18/12/2011 7:16 61.5	18/12/2011 16:26 64.6
11/12/2011 10:41 63.1	11/12/2011 19:51 62.2	13/12/2011 21:01 61.5	15/12/2011 22:11 61.5	18/12/2011 7:21 61.7	18/12/2011 16:31 65.1
11/12/2011 10:46 62.8	11/12/2011 19:56 61.3	13/12/2011 21:06 62.2	15/12/2011 22:16 63.6	18/12/2011 7:26 63.6	18/12/2011 16:36 63.5
11/12/2011 10:51 61.3	11/12/2011 20:01 61.9	13/12/2011 21:11 61.6	15/12/2011 22:21 64.3	18/12/2011 7:31 63.4	18/12/2011 16:41 63.8
11/12/2011 10:56 62.2	11/12/2011 20:06 62.0	13/12/2011 21:16 61.9	15/12/2011 22:26 62.1	18/12/2011 7:36 61.8	18/12/2011 16:46 64.9
11/12/2011 11:01 62.2	11/12/2011 20:11 61.4	13/12/2011 21:21 61.7	15/12/2011 22:31 61.8	18/12/2011 7:41 62.4	18/12/2011 16:51 64.8
11/12/2011 11:06 63.2	11/12/2011 20:16 61.7	13/12/2011 21:26 62.0	15/12/2011 22:36 62.7	18/12/2011 7:46 61.9	18/12/2011 16:56 63.9
11/12/2011 11:11 63.8	11/12/2011 20:21 61.2	13/12/2011 21:31 62.3	15/12/2011 22:41 62.2	18/12/2011 7:51 62.8	18/12/2011 17:01 64.6
11/12/2011 11:16 63.3	11/12/2011 20:26 61.8	13/12/2011 21:36 64.9	15/12/2011 22:46 62.8	18/12/2011 7:56 64.0	18/12/2011 17:06 64.7
11/12/2011 11:21 63.4	11/12/2011 20:31 61.3	13/12/2011 21:41 64.4	15/12/2011 22:51 62.7	18/12/2011 8:01 62.2	18/12/2011 17:11 67.6
11/12/2011 11:26 62.4	11/12/2011 20:36 62.3	13/12/2011 21:46 62.1	15/12/2011 22:56 62.3	18/12/2011 8:06 63.5	18/12/2011 17:16 66.3
11/12/2011 11:31 62.8	11/12/2011 20:41 62.0	13/12/2011 21:51 62.9	16/12/2011 19:01 64.3	18/12/2011 8:11 65.5	18/12/2011 17:21 66.5
11/12/2011 11:36 63.6	11/12/2011 20:46 61.5	13/12/2011 21:56 61.8	16/12/2011 19:06 63.0	18/12/2011 8:16 66.6	18/12/2011 17:26 65.0
11/12/2011 11:41 64.3	11/12/2011 20:51 61.8	13/12/2011 22:01 62.4	16/12/2011 19:11 60.7	18/12/2011 8:21 66.9	18/12/2011 17:31 65.9
11/12/2011 11:46 62.5	11/12/2011 20:56 61.8	13/12/2011 22:06 63.2	16/12/2011 19:16 62.0	18/12/2011 8:26 66.9	18/12/2011 17:36 64.2
11/12/2011 11:51 63.0	11/12/2011 21:01 61.3	13/12/2011 22:11 61.4	16/12/2011 19:21 62.7	18/12/2011 8:31 66.1	18/12/2011 17:41 65.8
11/12/2011 11:56 62.6	11/12/2011 21:06 61.4	13/12/2011 22:16 61.6	16/12/2011 19:26 61.3	18/12/2011 8:36 65.1	18/12/2011 17:46 63.7
11/12/2011 12:01 62.8	11/12/2011 21:11 62.1	13/12/2011 22:21 62.4	16/12/2011 19:31 61.5	18/12/2011 8:41 67.2	18/12/2011 17:51 65.0
11/12/2011 12:06 63.5	11/12/2011 21:16 61.5	13/12/2011 22:26 62.2	16/12/2011 19:36 60.6	18/12/2011 8:46 66.9	18/12/2011 17:56 64.0
11/12/2011 12:11 61.6	11/12/2011 21:21 62.0	13/12/2011 22:31 61.0	16/12/2011 19:41 61.8	18/12/2011 8:51 66.1	18/12/2011 18:01 65.0
11/12/2011 12:16 61.5	11/12/2011 21:26 61.7	13/12/2011 22:36 62.6	16/12/2011 19:46 62.2	18/12/2011 8:56 66.4	18/12/2011 18:06 62.8
11/12/2011 12:21 64.4	11/12/2011 21:31 61.3	13/12/2011 22:41 61.3	16/12/2011 19:51 62.6	18/12/2011 9:01 65.9	18/12/2011 18:11 63.0
11/12/2011 12:26 62.1	11/12/2011 21:36 62.7	13/12/2011 22:46 62.6	16/12/2011 19:56 63.9	18/12/2011 9:06 66.1	18/12/2011 18:16 64.2
11/12/2011 12:31 63.4	11/12/2011 21:41 63.9	13/12/2011 22:51 62.4	16/12/2011 20:01 62.3	18/12/2011 9:11 64.3	18/12/2011 18:21 63.5
11/12/2011 12:36 62.2	11/12/2011 21:46 61.5	13/12/2011 22:56 61.5	16/12/2011 20:06 63.8	18/12/2011 9:16 66.1	18/12/2011 18:26 61.7
11/12/2011 12:41 63.6	11/12/2011 21:51 62.5	14/12/2011 19:01 63.8	16/12/2011 20:11 62.3	18/12/2011 9:21 65.9	18/12/2011 18:31 62.0
11/12/2011 12:46 64.2	11/12/2011 21:56 61.5	14/12/2011 19:06 62.8	16/12/2011 20:16 62.3	18/12/2011 9:26 65.5	18/12/2011 18:36 61.2
11/12/2011 12:51 65.6	11/12/2011 22:01 61.6	14/12/2011 19:11 63.3	16/12/2011 20:21 62.2	18/12/2011 9:31 66.4	18/12/2011 18:41 60.7
11/12/2011 12:56 63.7	11/12/2011 22:06 61.6	14/12/2011 19:16 63.9	16/12/2011 20:26 65.3	18/12/2011 9:36 66.7	18/12/2011 18:46 62.1
11/12/2011 13:01 68.7	11/12/2011 22:11 61.8	14/12/2011 19:21 63.2	16/12/2011 20:31 62.5	18/12/2011 9:41 66.8	18/12/2011 18:51 62.7
11/12/2011 13:06 64.7	11/12/2011 22:16 61.5	14/12/2011 19:26 62.5	16/12/2011 20:36 62.9	18/12/2011 9:46 65.8	18/12/2011 18:56 63.4
11/12/2011 13:11 63.1	11/12/2011 22:21 61.6	14/12/2011 19:31 63.9	16/12/2011 20:41 62.2	18/12/2011 9:51 66.8	18/12/2011 19:01 64.5
11/12/2011 13:16 62.3	11/12/2011 22:26 62.7	14/12/2011 19:36 63.8	16/12/2011 20:46 62.3	18/12/2011 9:56 66.1	18/12/2011 19:06 67.2
11/12/2011 13:21 62.6	11/12/2011 22:31 62.8	14/12/2011 19:41 63.2	16/12/2011 20:51 63.7	18/12/2011 10:01 66.3	18/12/2011 19:11 64.7
11/12/2011 13:26 64.7	11/12/2011 22:36 61.7	14/12/2011 19:46 63.0	16/12/2011 20:56 62.2	18/12/2011 10:06 65.5	18/12/2011 19:16 63.2
11/12/2011 13:31 63.4	11/12/2011 22:41 61.7	14/12/2011 19:51 62.8	16/12/2011 21:01 61.9	18/12/2011 10:11 66.3	18/12/2011 19:21 63.5
11/12/2011 13:36 63.5	11/12/2011 22:46 61.3	14/12/2011 19:56 62.5	16/12/2011 21:06 62.5	18/12/2011 10:16 65.9	18/12/2011 19:26 63.1
11/12/2011 13:41 63.6	11/12/2011 22:51 62.3	14/12/2011 20:01 62.6	16/12/2011 21:11 62.5	18/12/2011 10:21 66.3	18/12/2011 19:31 62.3
11/12/2011 13:46 62.1	11/12/2011 22:56 63.0	14/12/2011 20:06 62.5	16/12/2011 21:16 61.5	18/12/2011 10:26 67.8	18/12/2011 19:36 62.9

Real-time Noise Data RTN2 (Oil Street Community Liaison Centre)

18/12/2011 19:41 62.9	20/12/2011 20:51 67.8	22/12/2011 22:01 62.1	25/12/2011 7:11 61.7	25/12/2011 16:21 62.5	26/12/2011 9:31 61.9
18/12/2011 19:46 63.4	20/12/2011 20:56 67.5	22/12/2011 22:06 62.2	25/12/2011 7:16 59.9	25/12/2011 16:26 63.7	26/12/2011 9:36 63.4
18/12/2011 19:51 62.6	20/12/2011 21:01 67.8	22/12/2011 22:11 61.9	25/12/2011 7:21 62.0	25/12/2011 16:31 66.3	26/12/2011 9:41 63.1
18/12/2011 19:56 62.5	20/12/2011 21:06 67.7	22/12/2011 22:16 62.1	25/12/2011 7:26 61.4	25/12/2011 16:36 64.6	26/12/2011 9:46 62.4
18/12/2011 20:01 62.8	20/12/2011 21:11 67.3	22/12/2011 22:21 62.4	25/12/2011 7:31 60.7	25/12/2011 16:41 64.3	26/12/2011 9:51 64.0
18/12/2011 20:06 62.5	20/12/2011 21:16 64.0	22/12/2011 22:26 62.4	25/12/2011 7:36 60.7	25/12/2011 16:46 66.2	26/12/2011 9:56 63.3
18/12/2011 20:11 62.3	20/12/2011 21:21 67.0	22/12/2011 22:31 61.7	25/12/2011 7:41 62.6	25/12/2011 16:51 64.4	26/12/2011 10:01 63.1
18/12/2011 20:16 62.3	20/12/2011 21:26 66.7	22/12/2011 22:36 62.3	25/12/2011 7:46 63.0	25/12/2011 16:56 69.0	26/12/2011 10:06 62.6
18/12/2011 20:21 62.8	20/12/2011 21:31 66.6	22/12/2011 22:41 61.8	25/12/2011 7:51 61.3	25/12/2011 17:01 65.7	26/12/2011 10:11 63.0
18/12/2011 20:26 61.8	20/12/2011 21:36 67.7	22/12/2011 22:46 62.0	25/12/2011 7:56 61.0	25/12/2011 17:06 67.7	26/12/2011 10:16 62.8
18/12/2011 20:31 62.5	20/12/2011 21:41 66.8	22/12/2011 22:51 62.1	25/12/2011 8:01 61.5	25/12/2011 17:11 66.0	26/12/2011 10:21 63.7
18/12/2011 20:36 61.5	20/12/2011 21:46 63.9	22/12/2011 22:56 61.5	25/12/2011 8:06 62.2	25/12/2011 17:16 62.5	26/12/2011 10:26 63.3
18/12/2011 20:41 61.1	20/12/2011 21:51 63.7	23/12/2011 19:01 64.0	25/12/2011 8:11 62.1	25/12/2011 17:21 61.8	26/12/2011 10:31 64.2
18/12/2011 20:46 62.1	20/12/2011 21:56 61.9	23/12/2011 19:06 63.2	25/12/2011 8:16 61.9	25/12/2011 17:26 62.4	26/12/2011 10:36 64.7
18/12/2011 20:51 62.1	20/12/2011 22:01 61.9	23/12/2011 19:11 62.5	25/12/2011 8:21 63.3	25/12/2011 17:31 62.4	26/12/2011 10:41 64.0
18/12/2011 20:56 62.1	20/12/2011 22:06 61.8	23/12/2011 19:16 63.4	25/12/2011 8:26 66.1	25/12/2011 17:36 62.6	26/12/2011 10:46 64.4
18/12/2011 21:01 63.9	20/12/2011 22:11 62.1	23/12/2011 19:21 63.4	25/12/2011 8:31 63.1	25/12/2011 17:41 64.3	26/12/2011 10:51 62.8
18/12/2011 21:06 61.8	20/12/2011 22:16 62.4	23/12/2011 19:26 62.9	25/12/2011 8:36 62.3	25/12/2011 17:46 63.7	26/12/2011 10:56 63.6
18/12/2011 21:11 61.7	20/12/2011 22:21 62.3	23/12/2011 19:31 63.2	25/12/2011 8:41 61.9	25/12/2011 17:51 63.1	26/12/2011 11:01 64.4
18/12/2011 21:16 62.2	20/12/2011 22:26 62.8	23/12/2011 19:36 62.7	25/12/2011 8:46 62.3	25/12/2011 17:56 62.8	26/12/2011 11:06 64.3
18/12/2011 21:21 61.4	20/12/2011 22:31 62.4	23/12/2011 19:41 63.0	25/12/2011 8:51 63.3	25/12/2011 18:01 66.1	26/12/2011 11:11 64.1
18/12/2011 21:26 61.7	20/12/2011 22:36 62.6	23/12/2011 19:46 63.3	25/12/2011 8:56 63.1	25/12/2011 18:06 62.7	26/12/2011 11:16 65.0
18/12/2011 21:31 61.4	20/12/2011 22:41 61.9	23/12/2011 19:51 63.7	25/12/2011 9:01 62.9	25/12/2011 18:11 62.4	26/12/2011 11:21 64.5
18/12/2011 21:36 62.2	20/12/2011 22:46 62.1	23/12/2011 19:56 64.0	25/12/2011 9:06 63.6	25/12/2011 18:16 62.6	26/12/2011 11:26 63.5
18/12/2011 21:41 62.7	20/12/2011 22:51 62.0	23/12/2011 20:01 63.2	25/12/2011 9:11 62.9	25/12/2011 18:21 61.9	26/12/2011 11:31 63.0
18/12/2011 21:46 62.1	20/12/2011 22:56 61.3	23/12/2011 20:06 63.9	25/12/2011 9:16 62.9	25/12/2011 18:26 62.0	26/12/2011 11:36 63.5
18/12/2011 21:51 62.8	21/12/2011 19:01 65.8	23/12/2011 20:11 63.2	25/12/2011 9:21 63.1	25/12/2011 18:31 62.2	26/12/2011 11:41 63.2
18/12/2011 21:56 62.7	21/12/2011 19:06 65.2	23/12/2011 20:16 63.2	25/12/2011 9:26 62.7	25/12/2011 18:36 62.3	26/12/2011 11:46 63.5
18/12/2011 22:01 62.4	21/12/2011 19:11 64.6	23/12/2011 20:21 63.5	25/12/2011 9:31 63.4	25/12/2011 18:41 62.3	26/12/2011 11:51 63.0
18/12/2011 22:06 62.1	21/12/2011 19:16 65.5	23/12/2011 20:26 64.3	25/12/2011 9:36 62.6	25/12/2011 18:46 63.9	26/12/2011 11:56 62.5
18/12/2011 22:11 62.0	21/12/2011 19:21 65.4	23/12/2011 20:31 63.3	25/12/2011 9:41 63.2	25/12/2011 18:51 63.1	26/12/2011 12:01 63.3
18/12/2011 22:16 61.3	21/12/2011 19:26 65.0	23/12/2011 20:36 63.5	25/12/2011 9:46 62.9	25/12/2011 18:56 62.3	26/12/2011 12:06 62.8
18/12/2011 22:21 62.1	21/12/2011 19:31 65.1	23/12/2011 20:41 63.2	25/12/2011 9:51 62.5	25/12/2011 19:01 61.6	26/12/2011 12:11 62.7
18/12/2011 22:26 62.1	21/12/2011 19:36 64.5	23/12/2011 20:46 62.6	25/12/2011 9:56 62.7	25/12/2011 19:06 62.7	26/12/2011 12:16 62.6
18/12/2011 22:31 61.4	21/12/2011 19:41 64.9	23/12/2011 20:51 63.3	25/12/2011 10:01 62.9	25/12/2011 19:11 61.3	26/12/2011 12:21 62.3
18/12/2011 22:36 62.1	21/12/2011 19:46 64.9	23/12/2011 20:56 62.8	25/12/2011 10:06 64.0	25/12/2011 19:16 62.0	26/12/2011 12:26 62.6
18/12/2011 22:41 61.5	21/12/2011 19:51 65.5	23/12/2011 21:01 62.7	25/12/2011 10:11 62.3	25/12/2011 19:21 61.4	26/12/2011 12:31 62.6
18/12/2011 22:46 61.8	21/12/2011 19:56 65.6	23/12/2011 21:06 62.7	25/12/2011 10:16 63.0	25/12/2011 19:26 61.0	26/12/2011 12:36 63.9
18/12/2011 22:51 61.6	21/12/2011 20:01 64.6	23/12/2011 21:11 63.0	25/12/2011 10:21 64.2	25/12/2011 19:31 60.6	26/12/2011 12:41 63.4
18/12/2011 22:56 62.2	21/12/2011 20:06 65.7	23/12/2011 21:16 61.9	25/12/2011 10:26 65.4	25/12/2011 19:36 62.0	26/12/2011 12:46 63.6
19/12/2011 19:01 67.0	21/12/2011 20:11 64.5	23/12/2011 21:21 62.8	25/12/2011 10:31 62.8	25/12/2011 19:41 61.3	26/12/2011 12:51 64.4
19/12/2011 19:06 66.7	21/12/2011 20:16 64.3	23/12/2011 21:26 63.0	25/12/2011 10:36 63.3	25/12/2011 19:46 61.6	26/12/2011 12:56 63.2
19/12/2011 19:11 65.6	21/12/2011 20:21 65.0	23/12/2011 21:31 62.8	25/12/2011 10:41 63.6	25/12/2011 19:51 61.3	26/12/2011 13:01 64.5
19/12/2011 19:16 65.8	21/12/2011 20:26 65.2	23/12/2011 21:36 62.8	25/12/2011 10:46 62.8	25/12/2011 19:56 61.2	26/12/2011 13:06 64.2
19/12/2011 19:21 65.7	21/12/2011 20:31 64.7	23/12/2011 21:41 62.6	25/12/2011 10:51 62.8	25/12/2011 20:01 61.1	26/12/2011 13:11 63.5
19/12/2011 19:26 65.3	21/12/2011 20:36 64.2	23/12/2011 21:46 62.0	25/12/2011 10:56 63.1	25/12/2011 20:06 61.8	26/12/2011 13:16 64.7
19/12/2011 19:31 65.0	21/12/2011 20:41 64.1	23/12/2011 21:51 62.6	25/12/2011 11:01 62.5	25/12/2011 20:11 61.1	26/12/2011 13:21 63.6
19/12/2011 19:36 65.1	21/12/2011 20:46 63.8	23/12/2011 21:56 62.1	25/12/2011 11:06 62.3	25/12/2011 20:16 61.1	26/12/2011 13:26 64.3
19/12/2011 19:41 65.7	21/12/2011 20:51 64.8	23/12/2011 22:01 62.1	25/12/2011 11:11 62.5	25/12/2011 20:21 63.7	26/12/2011 13:31 63.9
19/12/2011 19:46 66.3	21/12/2011 20:56 64.3	23/12/2011 22:06 62.1	25/12/2011 11:16 63.5	25/12/2011 20:26 61.5	26/12/2011 13:36 63.7
19/12/2011 19:51 66.5	21/12/2011 21:01 64.3	23/12/2011 22:11 62.0	25/12/2011 11:21 63.1	25/12/2011 20:31 61.0	26/12/2011 13:41 65.2
19/12/2011 19:56 65.6	21/12/2011 21:06 64.3	23/12/2011 22:16 62.8	25/12/2011 11:26 65.2	25/12/2011 20:36 62.9	26/12/2011 13:46 65.0
19/12/2011 20:01 65.5	21/12/2011 21:11 64.1	23/12/2011 22:21 62.9	25/12/2011 11:31 63.4	25/12/2011 20:41 60.5	26/12/2011 13:51 64.3
19/12/2011 20:06 65.4	21/12/2011 21:16 62.3	23/12/2011 22:26 62.3	25/12/2011 11:36 65.5	25/12/2011 20:46 61.1	26/12/2011 13:56 64.2
19/12/2011 20:11 62.5	21/12/2011 21:21 64.0	23/12/2011 22:31 62.3	25/12/2011 11:41 62.1	25/12/2011 20:51 60.9	26/12/2011 14:01 63.3
19/12/2011 20:16 62.4	21/12/2011 21:26 64.0	23/12/2011 22:36 62.0	25/12/2011 11:46 63.4	25/12/2011 20:56 60.9	26/12/2011 14:06 63.4
19/12/2011 20:21 62.6	21/12/2011 21:31 63.7	23/12/2011 22:41 62.1	25/12/2011 11:51 62.4	25/12/2011 21:01 61.1	26/12/2011 14:11 62.5
19/12/2011 20:26 63.1	21/12/2011 21:36 64.3	23/12/2011 22:46 61.9	25/12/2011 11:56 62.3	25/12/2011 21:06 60.8	26/12/2011 14:16 62.9
19/12/2011 20:31 62.2	21/12/2011 21:41 63.7	23/12/2011 22:51 62.3	25/12/2011 12:01 62.7	25/12/2011 21:11 59.6	26/12/2011 14:21 63.4
19/12/2011 20:36 62.4	21/12/2011 21:46 62.6	23/12/2011 22:56 62.2	25/12/2011 12:06 62.4	25/12/2011 21:16 60.1	26/12/2011 14:26 63.9
19/12/2011 20:41 62.8	21/12/2011 21:51 62.7	24/12/2011 19:01 64.8	25/12/2011 12:11 62.0	25/12/2011 21:21 59.5	26/12/2011 14:31 63.8
19/12/2011 20:46 62.5	21/12/2011 21:56 62.2	24/12/2011 19:06 63.2	25/12/2011 12:16 66.0	25/12/2011 21:26 59.8	26/12/2011 14:36 63.8
19/12/2011 20:51 62.8	21/12/2011 22:01 62.0	24/12/2011 19:11 64.1	25/12/2011 12:21 62.6	25/12/2011 21:31 61.5	26/12/2011 14:41 64.4
19/12/2011 20:56 63.4	21/12/2011 22:06 62.0	24/12/2011 19:16 62.9	25/12/2011 12:26 62.7	25/12/2011 21:36 58.9	26/12/2011 14:46 64.6
19/12/2011 21:01 62.7	21/12/2011 22:11 62.2	24/12/2011 19:21 63.3	25/12/2011 12:31 62.9	25/12/2011 21:41 60.0	26/12/2011 14:51 65.8
19/12/2011 21:06 62.0	21/12/2011 22:16 62.8	24/12/2011 19:26 63.2	25/12/2011 12:36 63.0	25/12/2011 21:46 59.9	26/12/2011 14:56 64.2
19/12/2011 21:11 62.2	21/12/2011 22:21 62.8	24/12/2011 19:31 63.4	25/12/2011 12:41 61.5	25/12/2011 21:51 60.7	26/12/2011 15:01 63.4
19/12/2011 21:16 61.7	21/12/2011 22:26 62.1	24/12/2011 19:36 62.7	25/12/2011 12:46 62.2	25/12/2011 21:56 59.1	26/12/2011 15:06 64.1
19/12/2011 21:21 61.8	21/12/2011 22:31 61.9	24/12/2011 19:41 62.7	25/12/2011 12:51 61.8	25/12/2011 22:01 59.7	26/12/2011 15:11 63.9
19/12/2011 21:26 62.5	21/12/2011 22:36 62.2	24/12/2011 19:46 61.7	25/12/2011 12:56 62.0	25/12/2011 22:06 60.2	26/12/2011 15:16 64.4
19/12/2011 21:31 62.1	21/12/2011 22:41 62.3	24/12/2011 19:51 62.1	25/12/2011 13:01 63.5	25/12/2011 22:11 59.7	26/12/2011 15:21 64.3
19/12/2011 21:36 62.0	21/12/2011 22:46 62.0	24/12/2011 19:56 62.7	25/12/2011 13:06 63.4	25/12/2011 22:16 60.2	26/12/2011 15:26 62.8
19/12/2011 21:41 61.9	21/12/2011 22:51 62.3	24/12/2011 20:01 62.0	25/12/2011 13:11 64.8	25/12/2011 22:21 59.9	26/12/2011 15:31 62.9
19/12/2011 21:46 62.2	21/12/2011 22:56 61.8	24/12/2011 20:06 62.4	25/12/2011 13:16 63.7	25/12/2011 22:26 60.4	26/12/2011 15:36 62.8
19/12/2011 21:51 62.0	22/12/2011 19:01 65.3	24/12/2011 20:11 61.6	25/12/2011 13:21 63.8	25/12/2011 22:31 61.0	26/12/2011 15:41 63.4
19/12/2011 21:56 62.3	22/12/2011 19:06 64.8	24/12/2011 20:16 62.0	25/12/2011 13:26 63.0	25/12/2011 22:36 62.3	26/12/2011 15:46 62.9
19/12/2011 22:01 61.4	22/12/2011 19:11 64.9	24/12/2011 20:21 62.0	25/12/2011 13:31 63.6	25/12/2011 22:41 60.6	26/12/2011 15:51 63.4
19/12/2011 22:06 61.9	22/12/2011 19:16 65.3	24/12/2011 20:26 61.3	25/12/2011 13:36 64.1	25/12/2011 22:46 60.1	26/12/2011 15:56 63.4
19/12/2011 22:11 62.1	22/12/2011 19:21 65.6	24/12/2011 20:31 61.3	25/12/2011 13:41 64.6	25/12/2011 22:51 59.6	26/12/2011 16:01 64.3
19/12/2011 22:16 61.8	22/12/2011 19:26 65.0	24/12/2011 20:36 62.4	25/12/2011 13:46 63.3	25/12/2011 22:56 60.2	26/12/2011 16:06 62.8
19/12/2011 22:21 63.2	22/12/2011 19:31 65.3	24/12/2011 20:41 61.4	25/12/2011 13:51 64.1	26/12/2011 7:01 60.1	26/12/2011 16:11 63.8
19/12/2011 22:26 61.9	22/12/2011 19:36 64.8	24/12/2011 20:46 61.6	25/12/2011 13:56 63.8	26/12/2011 7:06 61.5	26/12/2011 16:16 63.5
19/12/2011 22:31 61.6	22/12/2011 19:41 64.8	24/12/2011 20:51 61.4	25/12/2011 14:01 64.7	26/12/2011 7:11 61.9	26/12/2011 16:21 63.8
19/12/2011 22:36 62.0	22/12/2011 19:46 64.6	24/12/2011 20:56 62.0	25/12/2011 14:06 63.5	26/12/2011 7:16 59.4	26/12/2011 16:26 64.7
19/12/2011 22:41 62.0	22/12/2011 19:51 65.3	24/12/2011 21:01 61.7	25/12/2011 14:11 63.2	26/12/2011 7:21 60.2	26/12/2011 16:31 64.3
19/12/2011 22:46 62.1	22/12/2011 19:56 65.3	24/12/2011 21:06 61.3	25/12/2011 14:16 62.6	26/12/2011 7:26 61.2	26/12/2011 16:36 64.8
19/12/2011 22:51 62.6	22/12/2011 20:01 64.6	24/12/2011 21:11 61.6	25/12/2011 14:21 62.2	26/12/2011 7:31 60.8	26/12/2011 16:41 63.3
19/12/2011 22:56 61.4	22/12/2011 20:06 65.5	24/12/2011 21:16 61.8	25/12/2011 14:26 62.4	26/12/2011 7:36 64.4	26/12/2011 16:46 63.1
20/12/2011 19:01 67.8	22/12/2011 20:11 65.0	24/12/2011 21:21 61.1	25/12/2011 14:31 62.5	26/12/2011 7:41 61.7	26/12/2011 16:51 64.7
20/12/2011 19:06 67.5	22/12/2011 20:16 65.0	24/12/2011 21:26 61.1	25/12/2011 14:36 62.3	26/12/2011 7:46 61.5	26/12/2011 16:56 65.8
20/12/2011 19:11 67.5	22/12/2011 20:21 65.6	24/12/2011 21:31 60.7	25/12/2011 14:41 62.3	26/12/2011 7:51 61.4	26/12/2011 17:01 64.5
20/12/2011 19:16 67.7	22/12/2011 20:26 65.1	24/12/2011 21:36 61.9	25/12/2011 14:46 62.5	26/12/2011 7:56 62.5	26/12/2011 17:06 67.2
20/12/2011 19:21 68.2	22/12/2011 20:31 65.2	24/12/2011 21:41 63.2	25/12/2011 14:51 62.0	26/12/2011 8:01 62.4	26/12/2011 17:11 67.0
20/12/2011 19:26 67.6	22/12/2011 20:36 64.8	24/12/2011 21:46 61.7	25/12/2011 14:56 62.1	26/12/2011 8:06 63.9	26/12/2011 17:16 64.6
20/12/2011 19:31 67.9	22/12/2011 20:41 64.7	24/12/2011 21:51 62.1	25/12/2011 15:01 62.4	26/12/2011 8:11 63.3	26/12/2011 17:21 62.6
20/12/2011 19:36 66.9	22/12/2011 20:46 63.9	24/12/2011 21:56 62.1	25/12/2011 15:06 62.5	26/12/2011 8:16 63.1	26/12/2011 17:26 63.3
20/12/2011 19:41 66.8	22/12/2011 20:51 64.8	24/12/2011 22:01 61.3	25/12/2011 15:11 62.6	26/12/2011 8:21 63.5	26/12/2011 17:31 62.8
20/12/2011 19:46 66.5	22/12/2011 20:56 64.5	24/12/2011 22:06 61.6	25/12/2011 15:16 63.1	26/12/2011 8:26 62.9	26/12/2011 17:36 63.2
20/12/2011 19:51 67.9	22/12/2011 21:01 64.7	24/12/2011 22:11 62.2	25/12/2011 15:21 63.8	26/12/2011 8:31 62.6	26/12/2011 17:41 62.4
20/12/2011 19:56 68.0	22/12/2011 21:06 64.6	24/12/2011 22:16 61.8	25/12/2011 15:26 62.8	26/12/2011 8:36 62.4	26/12/2011 17:46 62.2
20/12/2011 20:01 66.9	22/12/2011 21:11 64.4	24/12/2011 22:21 62.1	25/12/2011 15:31 63.4	26/12/2011 8:41 62.7	26/12/2011 17:51 61.3
20/12/2011 20:06 68.6	22/12/2011 21:16 62.5	24/12/2011 22:26 61.6	25/12/2011 15:36 63.1	26/12/2011 8:46 62.2	26/12/2011 17:56 62.3
20/12/2011 20:11 67.9	22/12/2011 21:21 64.2	24/12/2011 22:31 61.9	25/12/2011 15:41 65.3	26/12/2011 8:51 63.1	26/12/2011 18:01 62.5
20/12/2011 20:16 67.6	22/12/2011 21:26 64.2	24/12/2011 22:36 61.7	25/12/2011 15:46 62.7	26/12/2011 8:56 62.1	26/12/2011 18:06 62.0
20/12/2011 20:21 68.6	22/12/2011 21:31 64.2	24/12/2011 22:41 61.9	25/12/2011 15:51 62.8	26/12/2011 9:01 63.4	26/12/2011 18:11 61.4
20/12/2011 20:26 67.8	22/12/2011 21:36 65.2	24/12/2011 22:46 62.0	25/12/2011 15:56 62.6	26/12/2011 9:06 62.4	26/12/2011 18:16 61.8
20/12/2011 20:31 68.0	22/12/2011 21:41 64.6	24/12/2011 22:51 62.4	25/12/2011 16:01 62.4	26/12/2011 9:11 62.4	26/12/2011 18:21 61.1
20/12/2011 20:36 67.2	22/12/2011 21:46 62.6	24/12/2011 22:56 62.5	25/12/2011 16:06 62.7	26/12/2011 9:16 63.2	26/12/2011 18:26 65.7
20/12/2011 20:41 67.2	22/12/2011 21:51 62.9	25/12/2011 7:01 60.4	25/12/2011 16:11 62.1	26/12/2011 9:21 62.7	26/12/2011 18:31 66.2
20/12/2011 20:46 66.5	22/12/2011 21:56 61.9	25/12/2011 7:06 61.2	25/12/2011 16:16 63.1	26/12/2011 9:26 62.7	26/12/2011 18:36 66.7

Real-time Noise Data RTN2 (Oil Street Community Liaison Centre)

26/12/2011 18:41	64.7	27/12/2011 11:51	62.6
26/12/2011 18:46	66.1	27/12/2011 11:56	61.8
26/12/2011 18:51	64.6	27/12/2011 12:01	61.5
26/12/2011 18:56	64.7	27/12/2011 12:06	62.1
26/12/2011 19:01	64.6	27/12/2011 12:11	62.3
26/12/2011 19:06	62.8	27/12/2011 12:16	62.1
26/12/2011 19:11	63.2	27/12/2011 12:21	61.4
26/12/2011 19:16	63.4	27/12/2011 12:26	61.7
26/12/2011 19:21	62.0	27/12/2011 12:31	62.8
26/12/2011 19:26	62.1	27/12/2011 12:36	64.6
26/12/2011 19:31	63.5	27/12/2011 12:41	61.8
26/12/2011 19:36	61.5	27/12/2011 12:46	62.7
26/12/2011 19:41	61.3	27/12/2011 12:51	63.1
26/12/2011 19:46	61.3	27/12/2011 12:56	63.1
26/12/2011 19:51	61.4	27/12/2011 13:01	62.5
26/12/2011 19:56	61.2	27/12/2011 13:06	62.9
26/12/2011 20:01	61.0	27/12/2011 13:11	63.3
26/12/2011 20:06	61.6	27/12/2011 13:16	64.3
26/12/2011 20:11	59.9	27/12/2011 13:21	63.0
26/12/2011 20:16	61.0	27/12/2011 13:26	62.9
26/12/2011 20:21	59.9	27/12/2011 13:31	63.5
26/12/2011 20:26	60.2	27/12/2011 13:36	62.8
26/12/2011 20:31	59.4	27/12/2011 13:41	62.7
26/12/2011 20:36	59.9	27/12/2011 13:46	63.2
26/12/2011 20:41	61.7	27/12/2011 13:51	63.0
26/12/2011 20:46	60.2	27/12/2011 13:56	63.0
26/12/2011 20:51	60.1	27/12/2011 14:01	63.3
26/12/2011 20:56	60.1	27/12/2011 14:06	63.9
26/12/2011 21:01	60.5	27/12/2011 14:11	63.9
26/12/2011 21:06	59.7	27/12/2011 14:16	65.1
26/12/2011 21:11	59.7	27/12/2011 14:21	67.0
26/12/2011 21:16	59.9	27/12/2011 14:26	65.2
26/12/2011 21:21	60.2	27/12/2011 14:31	63.9
26/12/2011 21:26	59.7	27/12/2011 14:36	65.2
26/12/2011 21:31	59.8	27/12/2011 14:41	64.8
26/12/2011 21:36	60.7	27/12/2011 14:46	63.8
26/12/2011 21:41	60.2	27/12/2011 14:51	63.4
26/12/2011 21:46	61.0	27/12/2011 14:56	66.3
26/12/2011 21:51	61.2	27/12/2011 15:01	64.2
26/12/2011 21:56	60.2	27/12/2011 15:06	64.4
26/12/2011 22:01	60.4	27/12/2011 15:11	64.6
26/12/2011 22:06	60.3	27/12/2011 15:16	62.7
26/12/2011 22:11	60.1	27/12/2011 15:21	62.3
26/12/2011 22:16	60.8	27/12/2011 15:26	63.0
26/12/2011 22:21	59.8	27/12/2011 15:31	62.4
26/12/2011 22:26	60.0	27/12/2011 15:36	63.4
26/12/2011 22:31	60.7	27/12/2011 15:41	63.9
26/12/2011 22:36	61.2	27/12/2011 15:46	64.0
26/12/2011 22:41	61.0	27/12/2011 15:51	62.9
26/12/2011 22:46	61.2	27/12/2011 15:56	63.3
26/12/2011 22:51	60.4	27/12/2011 16:01	63.1
26/12/2011 22:56	60.3	27/12/2011 16:06	65.0
27/12/2011 7:01	60.2	27/12/2011 16:11	64.9
27/12/2011 7:06	62.3	27/12/2011 16:16	64.6
27/12/2011 7:11	61.9	27/12/2011 16:21	63.8
27/12/2011 7:16	60.3	27/12/2011 16:26	63.5
27/12/2011 7:21	60.3	27/12/2011 16:31	62.9
27/12/2011 7:26	60.9	27/12/2011 16:36	62.4
27/12/2011 7:31	60.7	27/12/2011 16:41	62.9
27/12/2011 7:36	60.6	27/12/2011 16:46	64.7
27/12/2011 7:41	62.7	27/12/2011 16:51	66.3
27/12/2011 7:46	62.3	27/12/2011 16:56	66.4
27/12/2011 7:51	62.9	27/12/2011 17:01	68.3
27/12/2011 7:56	61.2	27/12/2011 17:06	63.9
27/12/2011 8:01	64.4	27/12/2011 17:11	64.3
27/12/2011 8:06	63.5	27/12/2011 17:16	64.4
27/12/2011 8:11	63.2	27/12/2011 17:21	65.9
27/12/2011 8:16	63.9	27/12/2011 17:26	65.7
27/12/2011 8:21	63.0	27/12/2011 17:31	64.8
27/12/2011 8:26	64.5	27/12/2011 17:36	64.1
27/12/2011 8:31	62.0	27/12/2011 17:41	62.6
27/12/2011 8:36	62.8	27/12/2011 17:46	62.5
27/12/2011 8:41	63.1	27/12/2011 17:51	62.4
27/12/2011 8:46	63.6	27/12/2011 17:56	62.9
27/12/2011 8:51	63.8	27/12/2011 18:01	62.8
27/12/2011 8:56	63.1	27/12/2011 18:06	65.5
27/12/2011 9:01	63.3	27/12/2011 18:11	61.8
27/12/2011 9:06	63.2	27/12/2011 18:16	62.8
27/12/2011 9:11	63.3	27/12/2011 18:21	63.6
27/12/2011 9:16	63.0	27/12/2011 18:26	62.6
27/12/2011 9:21	62.9	27/12/2011 18:31	65.8
27/12/2011 9:26	64.3	27/12/2011 18:36	66.1
27/12/2011 9:31	63.5	27/12/2011 18:41	64.9
27/12/2011 9:36	63.6	27/12/2011 18:46	63.5
27/12/2011 9:41	63.7	27/12/2011 18:51	63.1
27/12/2011 9:46	62.2	27/12/2011 18:56	64.1
27/12/2011 9:51	62.9	27/12/2011 19:01	64.6
27/12/2011 9:56	63.8	27/12/2011 19:06	64.5
27/12/2011 10:01	62.8	27/12/2011 19:11	62.9
27/12/2011 10:06	62.5	27/12/2011 19:16	64.9
27/12/2011 10:11	63.0	27/12/2011 19:21	65.3
27/12/2011 10:16	63.5	27/12/2011 19:26	62.4
27/12/2011 10:21	63.4	27/12/2011 19:31	62.3
27/12/2011 10:26	64.3	27/12/2011 19:36	62.2
27/12/2011 10:31	64.3	27/12/2011 19:41	62.1
27/12/2011 10:36	63.5	27/12/2011 19:46	63.0
27/12/2011 10:41	63.8	27/12/2011 19:51	61.7
27/12/2011 10:46	63.3	27/12/2011 19:56	61.8
27/12/2011 10:51	63.8	27/12/2011 20:01	62.3
27/12/2011 10:56	63.3	27/12/2011 20:06	61.6
27/12/2011 11:01	63.2	27/12/2011 20:11	62.8
27/12/2011 11:06	63.0	27/12/2011 20:16	62.2
27/12/2011 11:11	67.5	27/12/2011 20:21	61.1
27/12/2011 11:16	63.3	27/12/2011 20:26	62.5
27/12/2011 11:21	63.7	27/12/2011 20:31	61.2
27/12/2011 11:26	62.4	27/12/2011 20:36	61.5
27/12/2011 11:31	62.6	27/12/2011 20:41	61.6
27/12/2011 11:36	62.5	27/12/2011 20:46	61.0
27/12/2011 11:41	62.0	27/12/2011 20:51	63.1
27/12/2011 11:46	61.8	27/12/2011 20:56	61.1

27/12/2011 21:01	61.3	28/11/2011 5:56	59.4
27/12/2011 21:06	61.0	28/11/2011 6:01	59.3
27/12/2011 21:11	62.2	28/11/2011 6:06	60.0
27/12/2011 21:16	61.1	28/11/2011 6:11	60.1
27/12/2011 21:21	61.3	28/11/2011 6:16	60.1
27/12/2011 21:26	61.3	28/11/2011 6:21	60.7
27/12/2011 21:31	61.1	28/11/2011 6:26	61.5
27/12/2011 21:36	61.1	28/11/2011 6:31	61.6
27/12/2011 21:41	62.2	28/11/2011 6:36	62.2
27/12/2011 21:46	61.0	28/11/2011 6:41	62.4
27/12/2011 21:51	61.8	28/11/2011 6:46	63.3
27/12/2011 21:56	61.4	28/11/2011 6:51	64.4
27/12/2011 22:01	61.5	28/11/2011 6:56	64.3
27/12/2011 22:06	62.1	28/11/2011 23:01	61.0
27/12/2011 22:11	62.0	28/11/2011 23:06	63.1
27/12/2011 22:16	61.6	28/11/2011 23:11	64.7
27/12/2011 22:21	63.5	28/11/2011 23:16	63.6
27/12/2011 22:26	61.7	28/11/2011 23:21	60.7
27/12/2011 22:31	60.7	28/11/2011 23:26	60.7
27/12/2011 22:36	61.4	28/11/2011 23:31	60.6
27/12/2011 22:41	61.3	28/11/2011 23:36	60.6
27/12/2011 22:46	61.6	28/11/2011 23:41	60.5
27/12/2011 22:51	62.3	28/11/2011 23:46	61.0
27/12/2011 22:56	61.6	28/11/2011 23:51	60.2
27/12/2011 21:56	61.4	28/11/2011 23:56	61.1
27/12/2011 22:01	61.5	29/11/2011 0:01	60.9
27/12/2011 22:06	62.1	29/11/2011 0:06	60.3
27/12/2011 22:11	62.0	29/11/2011 0:11	60.8
27/12/2011 22:16	61.6	29/11/2011 0:16	60.1
27/12/2011 22:21	63.5	29/11/2011 0:21	59.8
27/12/2011 22:26	61.7	29/11/2011 0:26	60.4
27/12/2011 22:31	60.7	29/11/2011 0:31	59.8
27/12/2011 22:36	61.4	29/11/2011 0:36	58.9
27/12/2011 22:41	61.3	29/11/2011 0:41	59.0
27/12/2011 22:46	61.6	29/11/2011 0:46	59.6
27/12/2011 22:51	62.3	29/11/2011 0:51	59.8
27/12/2011 22:56	61.6	29/11/2011 0:56	59.0
		29/11/2011 1:01	59.0
Night-time 23:00-07:00		29/11/2011 1:06	58.1
28/11/2011 0:01	61.0	29/11/2011 1:11	58.6
28/11/2011 0:06	61.1	29/11/2011 1:16	57.4
28/11/2011 0:11	61.2	29/11/2011 1:21	58.2
28/11/2011 0:16	60.4	29/11/2011 1:26	58.5
28/11/2011 0:21	60.4	29/11/2011 1:31	58.5
28/11/2011 0:26	60.5	29/11/2011 1:36	58.6
28/11/2011 0:31	60.2	29/11/2011 1:41	58.1
28/11/2011 0:36	59.7	29/11/2011 1:46	58.1
28/11/2011 0:41	59.2	29/11/2011 1:51	57.5
28/11/2011 0:46	59.4	29/11/2011 1:56	57.2
28/11/2011 0:51	59.3	29/11/2011 2:01	57.6
28/11/2011 0:56	59.5	29/11/2011 2:06	57.1
28/11/2011 1:01	58.7	29/11/2011 2:11	57.6
28/11/2011 1:06	58.8	29/11/2011 2:16	57.5
28/11/2011 1:11	58.9	29/11/2011 2:21	57.3
28/11/2011 1:16	59.0	29/11/2011 2:26	56.5
28/11/2011 1:21	59.4	29/11/2011 2:31	56.4
28/11/2011 1:26	58.5	29/11/2011 2:36	55.9
28/11/2011 1:31	58.2	29/11/2011 2:41	57.3
28/11/2011 1:36	59.3	29/11/2011 2:46	56.5
28/11/2011 1:41	59.3	29/11/2011 2:51	57.0
28/11/2011 1:46	58.2	29/11/2011 2:56	57.1
28/11/2011 1:51	58.0	29/11/2011 3:01	56.0
28/11/2011 1:56	57.5	29/11/2011 3:06	55.6
28/11/2011 2:01	57.9	29/11/2011 3:11	55.8
28/11/2011 2:06	57.5	29/11/2011 3:16	56.4
28/11/2011 2:11	58.2	29/11/2011 3:21	56.6
28/11/2011 2:16	57.5	29/11/2011 3:26	56.0
28/11/2011 2:21	57.1	29/11/2011 3:31	55.5
28/11/2011 2:26	57.1	29/11/2011 3:36	55.8
28/11/2011 2:31	57.1	29/11/2011 3:41	56.5
28/11/2011 2:36	57.4	29/11/2011 3:46	59.3
28/11/2011 2:41	57.6	29/11/2011 3:51	54.8
28/11/2011 2:46	56.9	29/11/2011 3:56	56.5
28/11/2011 2:51	57.2	29/11/2011 4:01	55.7
28/11/2011 2:56	57.6	29/11/2011 4:06	56.0
28/11/2011 3:01	56.9	29/11/2011 4:11	55.0
28/11/2011 3:06	57.0	29/11/2011 4:16	55.6
28/11/2011 3:11	60.3	29/11/2011 4:21	56.3
28/11/2011 3:16	57.2	29/11/2011 4:26	55.0
28/11/2011 3:21	56.9	29/11/2011 4:31	56.1
28/11/2011 3:26	56.5	29/11/2011 4:36	56.4
28/11/2011 3:31	56.4	29/11/2011 4:41	56.2
28/11/2011 3:36	56.3	29/11/2011 4:46	57.1
28/11/2011 3:41	56.6	29/11/2011 4:51	55.1
28/11/2011 3:46	56.8	29/11/2011 4:56	55.9
28/11/2011 3:51	56.3	29/11/2011 5:01	55.9
28/11/2011 3:56	56.2	29/11/2011 5:06	56.8
28/11/2011 4:01	56.3	29/11/2011 5:11	55.7
28/11/2011 4:06	56.6	29/11/2011 5:16	57.1
28/11/2011 4:11	56.0	29/11/2011 5:21	56.3
28/11/2011 4:16	56.3	29/11/2011 5:26	57.8
28/11/2011 4:21	56.0	29/11/2011 5:31	57.4
28/11/2011 4:26	56.2	29/11/2011 5:36	60.0
28/11/2011 4:31	56.2	29/11/2011 5:41	61.6
28/11/2011 4:36	56.2	29/11/2011 5:46	59.2
28/11/2011 4:41	57.5	29/11/2011 5:51	58.6
28/11/2011 4:46	56.5	29/11/2011 5:56	59.1
28/11/2011 4:51	56.7	29/11/2011 6:01	59.7
28/11/2011 4:56	56.9	29/11/2011 6:06	59.7
28/11/2011 5:01	56.7	29/11/2011 6:11	59.5
28/11/2011 5:06	57.4	29/11/2011 6:16	59.1
28/11/2011 5:11	57.8	29/11/2011 6:21	60.1
28/11/2011 5:16	57.3	29/11/2011 6:26	60.9
28/11/2011 5:21	57.6	29/11/2011 6:31	61.3
28/11/2011 5:26	58.8	29/11/2011 6:36	62.5
28/11/2011 5:31	60.2	29/11/2011 6:41	62.2
28/11/2011 5:36	60.2	29/11/2011 6:46	61.9
28/11/2011 5:41	59.7	29/11/2011 6:51	62.5
28/11/2011 5:46	60.7	29/11/2011 6:56	63.1
28/11/2011 5:51	60.1	29/11/2011 23:01	61.7

29/11/2011 23:06	61.8	1/12/2011 0:16	60.3
29/11/2011 23:11	62.8	1/12/2011 0:21	60.3
29/11/2011 23:16	62.6	1/12/2011 0:26	60.4
29/11/2011 23:21	61.6	1/12/2011 0:31	59.8
29/11/2011 23:26	61.2	1/12/2011 0:36	59.6
29/11/2011 23:31	61.1	1/12/2011 0:41	59.2
29/11/2011 23:36	61.5	1/12/2011 0:46	59.3
29/11/2011 23:41	60.8	1/12/2011 0:51	59.2
29/11/2011 23:46	61.2	1/12/2011 0:56	59.2
29/11/2011 23:51	61.2	1/12/2011 1:01	58.6
29/11/2011 23:56	61.2	1/12/2011 1:06	59.0
30/11/2011 0:01	60.5	1/12/2011 1:11	58.7
30/11/2011 0:06	60.2	1/12/2011 1:16	58.6
30/11/2011 0:11	59.9	1/12/2011 1:21	58.7
30/11/2011 0:16	59.9	1/12/2011 1:26	58.2
30/11/2011 0:21	59.8	1/12/2011 1:31	57.9
30/11/2011 0:26	60.1	1/12/2011 1:36	58.3
30/11/2011 0:31	59.5	1/12/2011 1:41	58.1
30/11/2011 0:36	59.2	1/12/2011 1:46	58.0
30/11/2011 0:41	58.8	1/12/2011 1:51	57.7
30/11/2011 0:46	59.0	1/12/2011 1:56	57.5
30/11/2011 0:51	59.3	1/12/2011 2:01	57.5
30/11/2011 0:56	59.0	1/12/2011 2:06	57.2
30/11/2011 1:01	58.4	1/12/2011 2:11	57.5
30/11/2011 1:06	58.7	1/12/2011 2:16	57.2
30/11/2011 1:11	58.5	1/12/2011 2:21	56.7
30/11/2011 1:16	58.3	1/12/2011 2:26	57.0
30/11/2011 1:21	59.1	1/12/2011 2:31	56.8
30/11/2011 1:26	58.0	1/12/2011 2:36	57.3
30/11/2011 1:31	57.7	1/12/2011 2:41	57.2
30/11/2011 1:36	58.3	1/12/2011 2:46	57.0
30/11/2011 1:41	58.9	1/12/2011 2:51	57.1
30/11/2011 1:46	57.4	1/12/2011 2:56	57.3
30/11/2011 1:51	57.6	1/12/2011 3:01	56.8
30/11/2011 1:56	57.0	1/12/2011 3:06	56.8
30/11/2011 2:01	57.2	1/12/2011 3:11	58.1
30/11/2011 2:06	57.1	1/12/2011 3:16	57.3
30/11/2011 2:11	57.6	1/12/2011 3:21	56.4
30/11/2011 2:16	57.1	1/12/2011 3:26	57.1
30/11/2011 2:21	56.3	1/12/2011 3:31	56.7
30/11/2011 2:26	56.6	1/12/2011 3:36	56.1
30/11/2011 2:31	56.5	1/12/2011 3:41	56.4
30/11/2011 2:36	56.9	1/12/2011 3:46	56.8
30/11/2011 2:41	56.7	1/12/2011 3:51	56.3
30/11/2011 2:46	56.7	1/12/2011 3:56	56.3
30/11/2011 2:51	56.7	1/12/2011 4:01	56.4
30/11/2011 2:56	56.9	1/12/2011 4:06	56.1
30/11/2011 3:01	56.4	1/12/2011 4:11	56.1
30/11/2011 3:06	56.8	1/12/2011 4:16	56.8
30/11/2011 3:11	58.8	1/12/2011 4:21	56.4
30/11/2011 3:16	57.3	1/12/2011 4:26	56.0
30/11/2011 3:21	56.2	1/12/2011 4:31	56.3
30/11/2011 3:26	56.1	1/12/2011 4:36	56.1
30/11/2011 3:31	56.1	1/12/2011 4:41	58.0
30/11/2011 3:36	56.2	1/12/2011 4:46	56.1
30/11/2011 3:41	56.4	1/12/2011 4:51	56.9
30/11/2011 3:46	56.5	1/12/2011 4:56	56.9
30/11/2011 3:51	55.9	1/12/2011 5:01	57.1
30/11/2011 3:56	55.6	1/12/2011 5:06	57.3
30/11/2011 4:01	55.8	1/12/2011 5:11	58.2
30/11/2011 4:06	56.2	1/12/2011 5:16	57.4
30/11/2011 4:11	55.5	1/12/2011 5:21	57.2
30/11/2011 4:16	56.2	1/12/2011 5:26	59.2
30/11/2011 4:21	55.7	1/12/2011 5:31	60.9
30/11/2011 4:26	55.7	1/12/2011 5:36	59.2
30/11/2011 4:31	55.9	1/12/2011 5:41	60.7
30/11/2011 4:36	55.6	1/12/2011 5:46	60.1
30/11/2011 4:41	57.2	1/12/2011 5:51	60.0
30/11/2011 4:46	56.1	1/12/2011 5:56	59.0
30/11/2011 4:51	56.3	1/12/2011 6:01	59.3
30/11/2011 4:56	56.6	1/12/2011 6:06	59.8
30/11/2011 5:01	56.4	1/12/2011 6:11	59.8
30/11/2011 5:06	57.4	1/12/2011 6:16	60.0
30/11/2011 5:11	57.9	1/12/2011 6:21	61.0
30/11/2011 5:16	57.4	1/12/2011 6:26	61.8
30/11/2011 5:21	57.6	1/12/2011 6:31	61.9
30/11/2011 5:26	58.6	1/12/2011 6:36	63.6
30/11/2011 5:31	60.3	1/12/2011 6:41	62.4
30/11/2011 5:36	60.7	1/12/2011 6:46	62.9
30/11/2011 5:41	59.7	1/12/2011 6:51	64.1
30/11/2011 5:46	60.7	1/12/2011 6:56	63.9
30/11/2011 5:51	59.8	1/12/2011 23:01	61.5
30/11/2011 5:56	59.9	1/12/2011 23:06	61.2
30/11/2011 6:01	59.0	1/12/2011 23:11	62.0
30/11/2011 6:06	59.7	1/12/2011 23:16	62.7
30/11/2011 6:11	59.9	1/12/2011 23:21	61.6
30/11/2011 6:16	60.2	1/12/2011 23:26	61.3
30/11/2011 6:21	60.7	1/12/2011 23:31	61.1
30/11/2011 6:26	61.4	1/12/2011 23:36	60.8
30/11/2011 6:31	61.4	1/12/2011 23:41	60.9
30/11/2011 6:36	62.1	1/12/2011 23:46	61.6
30/11/2011 6:41	62.1	1/12/2011 23:51	61.6
30/11/2011 6:46	62.7	1/12/2011 23:56	61.5
30/11/2011 6:51	63.8	2/12/2011 0:01	61.1
30/11/2011 6:56	64.1	2/12/2011 0:06	61.2
30/11/2011 23:01	62.0	2/12/2011 0:11	60.9
30/11/2011 23:06	61.7	2/12/2011 0:16	60.2
30/11/2011 23:11	62.9	2/12/2011 0:21	60.6
30/11/2011 23:16	62.1	2/12/2011 0:26	60.9
30/11/2011 23:21	61.5	2/12/2011 0:31	59.6
30/11/2011 23:26	61.3	2/12/2011 0:36	59.7
30/11/2011 23:31	61.2	2/12/2011 0:41	59.6
30/11/2011 23:36	61.7	2/12/2011 0:46	59.0
30/11/2011 23:41	60.8	2/12/2011 0:51	58.8
30/11/2011 23:46	60.8	2/12/2011 0:56	58.9
30/11/2011 23:51	61.5	2/12/2011 1:01	58.2
30/11/2011 23:56	61.0	2/12/2011 1:06	58.7
1/12/2011 0:01	60.6	2/12/2011 1:11	59.3
1/12/2011 0:06	60.7	2/12/2011 1:16	58.4
1/12/2011 0:11	60.5	2/12/2011 1:21	58.4

Real-time Noise Data RTN2 (Oil Street Community Liaison Centre)

2/12/2011 1:26	57.6	3/12/2011 2:36	57.9	4/12/2011 3:46	57.6	5/12/2011 4:56	54.4	6/12/2011 6:06	60.1	7/12/2011 23:16	63.7
2/12/2011 1:31	58.3	3/12/2011 2:41	58.2	4/12/2011 3:51	58.7	5/12/2011 5:01	55.2	6/12/2011 6:11	60.3	7/12/2011 23:21	61.8
2/12/2011 1:36	59.0	3/12/2011 2:46	57.7	4/12/2011 3:56	57.9	5/12/2011 5:06	56.0	6/12/2011 6:16	60.6	7/12/2011 23:26	61.6
2/12/2011 1:41	61.8	3/12/2011 2:51	57.5	4/12/2011 4:01	57.1	5/12/2011 5:11	57.4	6/12/2011 6:21	61.1	7/12/2011 23:31	61.2
2/12/2011 1:46	58.1	3/12/2011 2:56	58.5	4/12/2011 4:06	59.3	5/12/2011 5:16	57.1	6/12/2011 6:26	63.2	7/12/2011 23:36	61.4
2/12/2011 1:51	57.9	3/12/2011 3:01	57.5	4/12/2011 4:11	57.9	5/12/2011 5:21	56.8	6/12/2011 6:31	62.0	7/12/2011 23:41	61.0
2/12/2011 1:56	57.2	3/12/2011 3:06	57.6	4/12/2011 4:16	58.4	5/12/2011 5:26	56.3	6/12/2011 6:36	62.6	7/12/2011 23:46	61.3
2/12/2011 2:01	56.9	3/12/2011 3:11	62.3	4/12/2011 4:21	58.1	5/12/2011 5:31	57.8	6/12/2011 6:41	62.5	7/12/2011 23:51	60.6
2/12/2011 2:06	57.2	3/12/2011 3:16	57.3	4/12/2011 4:26	57.3	5/12/2011 5:36	60.6	6/12/2011 6:46	63.5	7/12/2011 23:56	61.2
2/12/2011 2:11	59.2	3/12/2011 3:21	57.9	4/12/2011 4:31	57.3	5/12/2011 5:41	58.2	6/12/2011 6:51	65.1	8/12/2011 0:01	60.6
2/12/2011 2:16	57.7	3/12/2011 3:26	57.5	4/12/2011 4:36	58.3	5/12/2011 5:46	62.1	6/12/2011 6:56	64.8	8/12/2011 0:06	62.0
2/12/2011 2:21	56.6	3/12/2011 3:31	57.5	4/12/2011 4:41	57.7	5/12/2011 5:51	58.2	6/12/2011 23:01	62.7	8/12/2011 0:11	61.1
2/12/2011 2:26	57.7	3/12/2011 3:36	58.0	4/12/2011 4:46	58.7	5/12/2011 5:56	60.1	6/12/2011 23:06	62.5	8/12/2011 0:16	60.9
2/12/2011 2:31	56.3	3/12/2011 3:41	57.7	4/12/2011 4:51	58.3	5/12/2011 6:01	58.6	6/12/2011 23:11	62.8	8/12/2011 0:21	60.3
2/12/2011 2:36	57.2	3/12/2011 3:46	57.0	4/12/2011 4:56	58.5	5/12/2011 6:06	59.2	6/12/2011 23:16	61.2	8/12/2011 0:26	60.7
2/12/2011 2:41	56.9	3/12/2011 3:51	57.0	4/12/2011 5:01	57.8	5/12/2011 6:11	59.2	6/12/2011 23:21	61.0	8/12/2011 0:31	59.7
2/12/2011 2:46	55.5	3/12/2011 3:56	56.8	4/12/2011 5:06	58.2	5/12/2011 6:16	59.8	6/12/2011 23:26	61.5	8/12/2011 0:36	59.6
2/12/2011 2:51	56.7	3/12/2011 4:01	58.5	4/12/2011 5:11	57.5	5/12/2011 6:21	60.8	6/12/2011 23:31	60.7	8/12/2011 0:41	59.6
2/12/2011 2:56	56.8	3/12/2011 4:06	58.2	4/12/2011 5:16	57.5	5/12/2011 6:26	61.1	6/12/2011 23:36	60.9	8/12/2011 0:46	59.6
2/12/2011 3:01	55.5	3/12/2011 4:11	57.3	4/12/2011 5:21	57.1	5/12/2011 6:31	61.1	6/12/2011 23:41	60.5	8/12/2011 0:51	58.8
2/12/2011 3:06	56.1	3/12/2011 4:16	57.0	4/12/2011 5:26	58.0	5/12/2011 6:36	62.4	6/12/2011 23:46	60.9	8/12/2011 0:56	59.1
2/12/2011 3:11	55.9	3/12/2011 4:21	57.5	4/12/2011 5:31	57.6	5/12/2011 6:41	61.2	6/12/2011 23:51	61.7	8/12/2011 1:01	58.6
2/12/2011 3:16	56.5	3/12/2011 4:26	57.1	4/12/2011 5:36	63.4	5/12/2011 6:46	62.3	6/12/2011 23:56	60.8	8/12/2011 1:06	59.4
2/12/2011 3:21	55.6	3/12/2011 4:31	57.2	4/12/2011 5:41	59.1	5/12/2011 6:51	63.8	7/12/2011 0:01	60.4	8/12/2011 1:11	58.7
2/12/2011 3:26	55.2	3/12/2011 4:36	57.6	4/12/2011 5:46	59.8	5/12/2011 6:56	63.1	7/12/2011 0:06	60.2	8/12/2011 1:16	58.8
2/12/2011 3:31	55.6	3/12/2011 4:41	57.3	4/12/2011 5:51	58.5	5/12/2011 23:01	61.1	7/12/2011 0:11	59.9	8/12/2011 1:21	58.5
2/12/2011 3:36	55.5	3/12/2011 4:46	58.5	4/12/2011 5:56	60.6	5/12/2011 23:06	61.4	7/12/2011 0:16	60.4	8/12/2011 1:26	58.8
2/12/2011 3:41	57.4	3/12/2011 4:51	57.4	4/12/2011 6:01	59.2	5/12/2011 23:11	64.5	7/12/2011 0:21	60.9	8/12/2011 1:31	57.7
2/12/2011 3:46	56.6	3/12/2011 4:56	57.7	4/12/2011 6:06	58.4	5/12/2011 23:16	63.1	7/12/2011 0:26	60.8	8/12/2011 1:36	57.9
2/12/2011 3:51	56.5	3/12/2011 5:01	57.5	4/12/2011 6:11	58.6	5/12/2011 23:21	60.8	7/12/2011 0:31	60.2	8/12/2011 1:41	57.8
2/12/2011 3:56	56.6	3/12/2011 5:06	59.7	4/12/2011 6:16	59.3	5/12/2011 23:26	61.0	7/12/2011 0:36	60.4	8/12/2011 1:46	58.5
2/12/2011 4:01	55.4	3/12/2011 5:11	57.4	4/12/2011 6:21	59.6	5/12/2011 23:31	61.2	7/12/2011 0:41	59.1	8/12/2011 1:51	58.2
2/12/2011 4:06	56.1	3/12/2011 5:16	57.4	4/12/2011 6:26	60.0	5/12/2011 23:36	61.2	7/12/2011 0:46	59.3	8/12/2011 1:56	57.4
2/12/2011 4:11	55.6	3/12/2011 5:21	58.3	4/12/2011 6:31	60.0	5/12/2011 23:41	60.9	7/12/2011 0:51	59.3	8/12/2011 2:01	57.6
2/12/2011 4:16	55.5	3/12/2011 5:26	59.1	4/12/2011 6:36	60.2	5/12/2011 23:46	60.3	7/12/2011 0:56	59.0	8/12/2011 2:06	57.6
2/12/2011 4:21	55.6	3/12/2011 5:31	59.7	4/12/2011 6:41	60.3	5/12/2011 23:51	61.1	7/12/2011 1:01	58.3	8/12/2011 2:11	57.5
2/12/2011 4:26	56.1	3/12/2011 5:36	59.2	4/12/2011 6:46	62.7	5/12/2011 23:56	60.7	7/12/2011 1:06	59.5	8/12/2011 2:16	57.9
2/12/2011 4:31	55.9	3/12/2011 5:41	61.2	4/12/2011 6:51	61.6	6/12/2011 0:01	60.2	7/12/2011 1:11	59.2	8/12/2011 2:21	57.8
2/12/2011 4:36	55.8	3/12/2011 5:46	58.8	4/12/2011 6:56	60.3	6/12/2011 0:06	58.9	7/12/2011 1:16	58.4	8/12/2011 2:26	57.1
2/12/2011 4:41	55.3	3/12/2011 5:51	59.4	4/12/2011 23:01	60.0	6/12/2011 0:11	59.4	7/12/2011 1:21	58.7	8/12/2011 2:31	56.6
2/12/2011 4:46	55.1	3/12/2011 5:56	58.9	4/12/2011 23:06	60.2	6/12/2011 0:16	59.6	7/12/2011 1:26	57.9	8/12/2011 2:36	57.3
2/12/2011 4:51	56.2	3/12/2011 6:01	59.4	4/12/2011 23:11	62.4	6/12/2011 0:21	59.6	7/12/2011 1:31	58.2	8/12/2011 2:41	56.3
2/12/2011 4:56	56.5	3/12/2011 6:06	59.6	4/12/2011 23:16	63.7	6/12/2011 0:26	59.5	7/12/2011 1:36	58.3	8/12/2011 2:46	56.6
2/12/2011 5:01	56.2	3/12/2011 6:11	60.2	4/12/2011 23:21	60.2	6/12/2011 0:31	59.1	7/12/2011 1:41	58.2	8/12/2011 2:51	57.0
2/12/2011 5:06	55.6	3/12/2011 6:16	60.9	4/12/2011 23:26	60.8	6/12/2011 0:36	58.5	7/12/2011 1:46	57.9	8/12/2011 2:56	56.3
2/12/2011 5:11	56.7	3/12/2011 6:21	60.3	4/12/2011 23:31	62.1	6/12/2011 0:41	59.0	7/12/2011 1:51	57.9	8/12/2011 3:01	56.1
2/12/2011 5:16	57.3	3/12/2011 6:26	60.1	4/12/2011 23:36	60.0	6/12/2011 0:46	59.1	7/12/2011 1:56	58.3	8/12/2011 3:06	55.9
2/12/2011 5:21	56.4	3/12/2011 6:31	61.3	4/12/2011 23:41	59.4	6/12/2011 0:51	59.6	7/12/2011 2:01	58.2	8/12/2011 3:11	56.1
2/12/2011 5:26	58.4	3/12/2011 6:36	61.4	4/12/2011 23:46	59.1	6/12/2011 0:56	59.4	7/12/2011 2:06	57.5	8/12/2011 3:16	57.0
2/12/2011 5:31	57.7	3/12/2011 6:41	62.7	4/12/2011 23:51	59.2	6/12/2011 1:01	58.8	7/12/2011 2:11	57.8	8/12/2011 3:21	56.5
2/12/2011 5:36	62.7	3/12/2011 6:46	62.4	4/12/2011 23:56	58.8	6/12/2011 1:06	58.4	7/12/2011 2:16	57.2	8/12/2011 3:26	57.5
2/12/2011 5:41	59.7	3/12/2011 6:51	62.8	5/12/2011 0:01	59.2	6/12/2011 1:11	57.6	7/12/2011 2:21	56.3	8/12/2011 3:31	56.9
2/12/2011 5:46	60.0	3/12/2011 6:56	64.6	5/12/2011 0:06	58.6	6/12/2011 1:16	58.2	7/12/2011 2:26	57.8	8/12/2011 3:36	56.2
2/12/2011 5:51	60.3	3/12/2011 23:01	61.8	5/12/2011 0:11	58.3	6/12/2011 1:21	58.1	7/12/2011 2:31	57.7	8/12/2011 3:41	57.4
2/12/2011 5:56	61.1	3/12/2011 23:06	61.7	5/12/2011 0:16	58.6	6/12/2011 1:26	57.4	7/12/2011 2:36	56.9	8/12/2011 3:46	56.6
2/12/2011 6:01	58.6	3/12/2011 23:11	62.3	5/12/2011 0:21	58.4	6/12/2011 1:31	57.5	7/12/2011 2:41	57.0	8/12/2011 3:51	56.4
2/12/2011 6:06	59.9	3/12/2011 23:16	62.4	5/12/2011 0:26	58.9	6/12/2011 1:36	57.6	7/12/2011 2:46	55.9	8/12/2011 3:56	56.4
2/12/2011 6:11	60.0	3/12/2011 23:21	62.4	5/12/2011 0:31	58.1	6/12/2011 1:41	56.4	7/12/2011 2:51	56.9	8/12/2011 4:01	57.9
2/12/2011 6:16	59.4	3/12/2011 23:26	61.6	5/12/2011 0:36	57.5	6/12/2011 1:46	57.0	7/12/2011 2:56	57.3	8/12/2011 4:06	56.1
2/12/2011 6:21	60.5	3/12/2011 23:31	61.1	5/12/2011 0:41	57.5	6/12/2011 1:51	56.7	7/12/2011 3:01	56.5	8/12/2011 4:11	57.0
2/12/2011 6:26	60.7	3/12/2011 23:36	61.2	5/12/2011 0:46	57.2	6/12/2011 1:56	56.6	7/12/2011 3:06	56.8	8/12/2011 4:16	56.5
2/12/2011 6:31	61.2	3/12/2011 23:41	61.1	5/12/2011 0:51	59.4	6/12/2011 2:01	56.1	7/12/2011 3:11	56.6	8/12/2011 4:21	57.6
2/12/2011 6:36	61.8	3/12/2011 23:46	60.9	5/12/2011 0:56	57.3	6/12/2011 2:06	55.9	7/12/2011 3:16	56.7	8/12/2011 4:26	56.3
2/12/2011 6:41	61.9	3/12/2011 23:51	61.5	5/12/2011 1:01	57.0	6/12/2011 2:11	56.1	7/12/2011 3:21	55.3	8/12/2011 4:31	56.2
2/12/2011 6:46	62.6	3/12/2011 23:56	61.0	5/12/2011 1:06	57.6	6/12/2011 2:16	56.0	7/12/2011 3:26	57.3	8/12/2011 4:36	56.7
2/12/2011 6:51	63.1	4/12/2011 0:01	60.3	5/12/2011 1:11	56.6	6/12/2011 2:21	55.6	7/12/2011 3:31	56.8	8/12/2011 4:41	57.0
2/12/2011 6:56	63.6	4/12/2011 0:06	60.4	5/12/2011 1:16	56.3	6/12/2011 2:26	55.7	7/12/2011 3:36	56.7	8/12/2011 4:46	56.6
2/12/2011 23:01	62.2	4/12/2011 0:11	60.4	5/12/2011 1:21	56.8	6/12/2011 2:31	55.7	7/12/2011 3:41	56.5	8/12/2011 4:51	57.8
2/12/2011 23:06	61.0	4/12/2011 0:16	60.6	5/12/2011 1:26	57.3	6/12/2011 2:36	57.5	7/12/2011 3:46	56.9	8/12/2011 4:56	57.0
2/12/2011 23:11	61.4	4/12/2011 0:21	61.4	5/12/2011 1:31	55.6	6/12/2011 2:41	57.9	7/12/2011 3:51	56.5	8/12/2011 5:01	58.3
2/12/2011 23:16	61.5	4/12/2011 0:26	60.1	5/12/2011 1:36	55.8	6/12/2011 2:46	58.2	7/12/2011 3:56	57.5	8/12/2011 5:06	58.1
2/12/2011 23:21	61.5	4/12/2011 0:31	59.8	5/12/2011 1:41	56.3	6/12/2011 2:51	57.5	7/12/2011 4:01	56.5	8/12/2011 5:11	57.9
2/12/2011 23:26	61.2	4/12/2011 0:36	59.8	5/12/2011 1:46	54.3	6/12/2011 2:56	57.7	7/12/2011 4:06	56.5	8/12/2011 5:16	57.1
2/12/2011 23:31	61.7	4/12/2011 0:41	60.7	5/12/2011 1:51	55.7	6/12/2011 3:01	57.6	7/12/2011 4:11	56.7	8/12/2011 5:21	56.7
2/12/2011 23:36	63.0	4/12/2011 0:46	59.8	5/12/2011 1:56	54.5	6/12/2011 3:06	57.5	7/12/2011 4:16	57.2	8/12/2011 5:26	57.7
2/12/2011 23:41	60.8	4/12/2011 0:51	59.9	5/12/2011 2:01	54.6	6/12/2011 3:11	58.4	7/12/2011 4:21	56.8	8/12/2011 5:31	58.0
2/12/2011 23:46	61.2	4/12/2011 0:56	60.7	5/12/2011 2:06	54.8	6/12/2011 3:16	58.0	7/12/2011 4:26	56.5	8/12/2011 5:36	58.4
2/12/2011 23:51	61.5	4/12/2011 1:01	59.1	5/12/2011 2:11	54.7	6/12/2011 3:21	56.9	7/12/2011 4:31	57.2	8/12/2011 5:41	63.5
2/12/2011 23:56	61.3	4/12/2011 1:06	59.4	5/12/2011 2:16	54.5	6/12/2011 3:26	57.1	7/12/2011 4:36	56.6	8/12/2011 5:46	59.3
3/12/2011 0:01	61.4	4/12/2011 1:11	59.9	5/12/2011 2:21	54.4	6/12/2011 3:31	56.5	7/12/2011 4:41	57.1	8/12/2011 5:51	59.0
3/12/2011 0:06	61.4	4/12/2011 1:16	58.5	5/12/2011 2:26	54.2	6/12/2011 3:36	55.1	7/12/2011 4:46	55.6	8/12/2011 5:56	58.8
3/12/2011 0:11	60.7	4/12/2011 1:21	59.7	5/12/2011 2:31	55.0	6/12/2011 3:41	54.8	7/12/2011 4:51	56.3	8/12/2011 6:01	59.6
3/12/2011 0:16	61.0	4/12/2011 1:26	58.8	5/12/2011 2:36	54.1	6/12/2011 3:46	56.9	7/12/2011 4:56	56.3	8/12/2011 6:06	59.6
3/12/2011 0:21	60.4	4/12/2011 1:31	58.7	5/12/2011 2:41	54.0	6/12/2011 3:51	55.8	7/12/2011 5:01	56.6	8/12/2011 6:11	59.4
3/12/2011 0:26	60.8	4/12/2011 1:36	59.0	5/12/2011 2:46	54.2	6/12/2011 3:56	54.6	7/12/2011 5:06	56.5	8/12/2011 6:16	59.8
3/12/2011 0:31	60.9	4/12/2011 1:41	58.4	5/12/2011 2:51	54.7	6/12/2011 4:01	54.2	7/12/2011 5:11	57.2	8/12/2011 6:21	61.6
3/12/2011 0:36	60.4	4/12/2011 1:46	58.4	5/12/2011 2:56	53.0	6/12/2011 4:06	55.2	7/12/2011 5:16	57.4	8/12/2011 6:26	61.1
3/12/2011 0:41	59.0	4/12/2011 1:51	58.9	5/12/2011 3:01	54.0	6/12/2011 4:11	54.4	7/12/2011 5:21	55.8	8/12/2011 6:31	62.9
3/12/2011 0:46	60.1	4/12/2011 1:56	58.6	5/12/2011 3:06	55.5	6/12/2011 4:16	56.9	7/12/2011 5:26	60.1	8/12/2011 6:36	63.5
3/12/2011 0:51	59.6	4/12/2011 2:01	58.5	5/12/2011 3:11	53.9	6/12/2011 4:21	54.9	7/12/2011 5:31	60.3	8/12/2011 6:41	62.4
3/12/2011 0:56	59.9	4/12/2011 2:06	58.8	5/12/2011 3:16	57.2	6/12/2011 4:26	54.9	7/12/2011 5:36	58.7	8/12/2011 6:46	62.7
3/12/2011 1:01	59.1	4/12/2011 2:11	58.1	5/12/2011 3:21	53.2	6/12/2011 4:31	55.5	7/12/2011 5:41	58.6	8/12/2011 6:51	63.6
3/12/2011 1:06	59.9	4/12/2011 2:16	58.7	5/12/2011 3:26	53.4	6/12/2011 4:36	54.6	7/12/2011 5:46	58.8	8/12/2011 6:56	63.1
3/12/2011 1:11	59.8	4/12/2011 2:21	58.4	5/12/2011 3:31	53.8	6/12/2011 4:41	59.7	7/12/2011 5:51	59.9	8/12/2011 23:01	62.6
3/12/2011 1:16	59.7	4/12/2011 2:26	58.1	5/12/2011 3:36	55.8	6/12/2011 4:46	55.7	7/12/2011 5:56	58.6	8/12/2011 23:06	63.1
3/12/2011 1:21	61.5	4/12/2011 2:31	58.2	5/12/2011 3:41	55.0	6/12/2011 4:51	56.9	7/12/2011 6:01	59.2	8/12/2011 23:11	62.5
3/12/2011 1:26	59.4	4/12/2011 2:36	58.4	5/12/2011 3:46	55.1	6/12/2011 4:56	57.1	7/12/2011 6:06	59.5	8/12/2011 23:16	62.9
3/12/2011 1:31	58.8	4/12/2011 2:41	58.2	5/12/2011 3:51	53.8	6/12/2011 5:01	56.5	7/12/2011 6:11	59.4	8/12/2011 23:21	61.2
3/12/2011 1:36	59.9	4/12/2011 2:46	58.5	5/12/2011 3:56	53.7	6/12/2011 5:06	57.0	7/12/2011 6:16	59.6	8/12/2011 23:26	61.0
3/12/2011 1:41	58.8	4/12/2011 2:51	58.3	5/12/2011 4:01	52.7	6/12/2011 5:11	59.6	7/12/2011 6:21	60.6	8/12/2011 23:31	61.6
3/12/2011 1:46	58.8	4/12/2011 2:56	57.6	5/12/2011 4:06	53.9	6/12/2011 5:16	57.9	7/12/2011 6:26	60.8	8/12/2011 23:36	61.3
3/12/2011 1:51	59.2	4/12/2011 3:01	58.0	5/12/2011 4:11	54.1	6/12/2011 5:21	58.4	7/12/2011 6:31	60.9	8/12/2011 23:41	61.5
3/12/2011 1:56	58.7	4/12/2011 3:06	58.6	5/12/2011 4:16	55.2	6/12/2011 5:26	59.8	7/12/2011 6:36	65.4	8/12/2011 23:46	61.5
3/12/2011 2:01	59.5	4/12/2011 3:11	57.5	5/12/2011 4:21	54.0	6/12/2011 5:31	63.4	7/12/2011 6:41	62.3	8/12/2011 23:51	61.1
3/12/2011 2:06	59.1	4/12/2011 3:16	60.3	5/12/2011 4:26	53.9	6/12/2011 5:36	59.3	7/12/2011 6:46	62.1	8/12/2011 23:56	60.9
3/12/2011 2:11	58.8	4/12/2011 3:21	58.4	5/12/2011 4:31	54.2	6/12/2011 5:41	59.1	7/12/2011 6:51	62.9	9/12/2011 0:01	61.8
3/12/2011 2:16	59.0	4/12/2011 3:26	58.0	5/12/2011 4:36	53.2	6/12/2011 5:46	61.1	7/12/2011 6:56	63.4	9/12/2011 0:06	61.0
3/12/2011 2:21	57.8	4/12/2011 3:31	57.4	5/12/2011 4:41	54.9	6/12/2011 5:51	60.9	7/12/2011 23:01	62.0	9/12/2011 0:11	60.5
3/12/2011 2:26	57.7	4/12/2011 3:36	57.4	5/12/2011 4:46	53.9	6/12/2011 5:56	59.2	7/12/2011 23:06	62.7	9/12/2011 0:16	60.8
3/12/2011 2:31	58.4	4/12/2011 3:41	58.6	5/12/2011 4:51	54.2	6/12/2011 6:01	59.2	7/12/2011 23:11	63.6	9/12/2011 0:21	60.3

Real-time Noise Data RTN2 (Oil Street Community Liaison Centre)

9/12/2011 0:26	61.1	10/12/2011 1:36	60.0	11/12/2011 2:46	58.9	12/12/2011 3:56	56.0	13/12/2011 5:06	57.5	14/12/2011 6:16	59.5
9/12/2011 0:31	64.7	10/12/2011 1:41	59.6	11/12/2011 2:51	58.2	12/12/2011 4:01	55.3	13/12/2011 5:11	57.2	14/12/2011 6:21	60.2
9/12/2011 0:36	59.9	10/12/2011 1:46	59.5	11/12/2011 2:56	59.3	12/12/2011 4:06	55.8	13/12/2011 5:16	57.2	14/12/2011 6:26	60.9
9/12/2011 0:41	62.2	10/12/2011 1:51	60.0	11/12/2011 3:01	58.1	12/12/2011 4:11	53.8	13/12/2011 5:21	57.9	14/12/2011 6:31	61.6
9/12/2011 0:46	60.0	10/12/2011 1:56	59.9	11/12/2011 3:06	58.2	12/12/2011 4:16	55.0	13/12/2011 5:26	58.7	14/12/2011 6:36	61.1
9/12/2011 0:51	59.8	10/12/2011 2:01	59.6	11/12/2011 3:11	58.1	12/12/2011 4:21	55.0	13/12/2011 5:31	60.8	14/12/2011 6:41	62.4
9/12/2011 0:56	59.6	10/12/2011 2:06	60.7	11/12/2011 3:16	58.2	12/12/2011 4:26	54.5	13/12/2011 5:36	62.1	14/12/2011 6:46	62.8
9/12/2011 1:01	59.3	10/12/2011 2:11	60.0	11/12/2011 3:21	58.3	12/12/2011 4:31	54.2	13/12/2011 5:41	59.2	14/12/2011 6:51	62.8
9/12/2011 1:06	59.1	10/12/2011 2:16	59.3	11/12/2011 3:26	57.5	12/12/2011 4:36	53.3	13/12/2011 5:46	59.0	14/12/2011 6:56	63.2
9/12/2011 1:11	59.5	10/12/2011 2:21	59.0	11/12/2011 3:31	59.3	12/12/2011 4:41	56.0	13/12/2011 5:51	59.2	14/12/2011 23:01	61.5
9/12/2011 1:16	61.5	10/12/2011 2:26	60.0	11/12/2011 3:36	58.2	12/12/2011 4:46	55.8	13/12/2011 5:56	58.5	14/12/2011 23:06	63.2
9/12/2011 1:21	59.4	10/12/2011 2:31	59.7	11/12/2011 3:41	57.6	12/12/2011 4:51	56.1	13/12/2011 6:01	59.9	14/12/2011 23:11	62.0
9/12/2011 1:26	59.7	10/12/2011 2:36	59.1	11/12/2011 3:46	58.2	12/12/2011 4:56	55.0	13/12/2011 6:06	60.4	14/12/2011 23:16	61.5
9/12/2011 1:31	59.0	10/12/2011 2:41	59.5	11/12/2011 3:51	58.1	12/12/2011 5:01	56.4	13/12/2011 6:11	59.5	14/12/2011 23:21	61.7
9/12/2011 1:36	59.0	10/12/2011 2:46	59.6	11/12/2011 3:56	57.9	12/12/2011 5:06	56.4	13/12/2011 6:16	59.9	14/12/2011 23:26	61.3
9/12/2011 1:41	58.7	10/12/2011 2:51	58.9	11/12/2011 4:01	59.2	12/12/2011 5:11	55.5	13/12/2011 6:21	61.0	14/12/2011 23:31	60.6
9/12/2011 1:46	58.5	10/12/2011 2:56	59.6	11/12/2011 4:06	56.4	12/12/2011 5:16	54.9	13/12/2011 6:26	61.2	14/12/2011 23:36	61.4
9/12/2011 1:51	58.1	10/12/2011 3:01	58.2	11/12/2011 4:11	58.5	12/12/2011 5:21	59.2	13/12/2011 6:31	61.9	14/12/2011 23:41	61.6
9/12/2011 1:56	58.0	10/12/2011 3:06	58.3	11/12/2011 4:16	58.1	12/12/2011 5:26	58.0	13/12/2011 6:36	62.1	14/12/2011 23:46	61.0
9/12/2011 2:01	58.3	10/12/2011 3:11	58.6	11/12/2011 4:21	57.6	12/12/2011 5:31	56.4	13/12/2011 6:41	62.5	14/12/2011 23:51	60.9
9/12/2011 2:06	58.7	10/12/2011 3:16	58.4	11/12/2011 4:26	58.3	12/12/2011 5:36	62.0	13/12/2011 6:46	63.5	14/12/2011 23:56	61.6
9/12/2011 2:11	57.6	10/12/2011 3:21	58.1	11/12/2011 4:31	57.3	12/12/2011 5:41	58.6	13/12/2011 6:51	64.4	15/12/2011 0:01	60.7
9/12/2011 2:16	58.1	10/12/2011 3:26	60.1	11/12/2011 4:36	57.0	12/12/2011 5:46	57.9	13/12/2011 6:56	63.7	15/12/2011 0:06	60.5
9/12/2011 2:21	58.9	10/12/2011 3:31	58.3	11/12/2011 4:41	57.3	12/12/2011 5:51	59.3	13/12/2011 23:01	61.7	15/12/2011 0:11	60.9
9/12/2011 2:26	57.5	10/12/2011 3:36	58.3	11/12/2011 4:46	57.9	12/12/2011 5:56	57.2	13/12/2011 23:06	62.1	15/12/2011 0:16	61.0
9/12/2011 2:31	58.4	10/12/2011 3:41	59.2	11/12/2011 4:51	57.9	12/12/2011 6:01	58.9	13/12/2011 23:11	62.1	15/12/2011 0:21	60.9
9/12/2011 2:36	58.1	10/12/2011 3:46	58.5	11/12/2011 4:56	57.6	12/12/2011 6:06	59.7	13/12/2011 23:16	61.8	15/12/2011 0:26	60.4
9/12/2011 2:41	57.9	10/12/2011 3:51	57.6	11/12/2011 5:01	57.4	12/12/2011 6:11	59.3	13/12/2011 23:21	61.5	15/12/2011 0:31	59.6
9/12/2011 2:46	57.0	10/12/2011 3:56	57.8	11/12/2011 5:06	58.0	12/12/2011 6:16	59.7	13/12/2011 23:26	61.4	15/12/2011 0:36	59.9
9/12/2011 2:51	57.1	10/12/2011 4:01	57.9	11/12/2011 5:11	57.1	12/12/2011 6:21	60.6	13/12/2011 23:31	61.9	15/12/2011 0:41	59.3
9/12/2011 2:56	56.8	10/12/2011 4:06	60.0	11/12/2011 5:16	57.3	12/12/2011 6:26	61.2	13/12/2011 23:36	61.3	15/12/2011 0:46	59.8
9/12/2011 3:01	57.3	10/12/2011 4:11	57.3	11/12/2011 5:21	56.8	12/12/2011 6:31	61.2	13/12/2011 23:41	61.0	15/12/2011 0:51	58.1
9/12/2011 3:06	57.8	10/12/2011 4:16	57.1	11/12/2011 5:26	59.0	12/12/2011 6:36	61.6	13/12/2011 23:46	61.1	15/12/2011 0:56	58.8
9/12/2011 3:11	56.9	10/12/2011 4:21	57.3	11/12/2011 5:31	58.0	12/12/2011 6:41	61.7	13/12/2011 23:51	61.0	15/12/2011 1:01	58.2
9/12/2011 3:16	56.8	10/12/2011 4:26	57.5	11/12/2011 5:36	59.2	12/12/2011 6:46	62.4	13/12/2011 23:56	60.7	15/12/2011 1:06	58.2
9/12/2011 3:21	56.5	10/12/2011 4:31	58.0	11/12/2011 5:41	62.4	12/12/2011 6:51	63.7	14/12/2011 0:01	60.8	15/12/2011 1:11	57.9
9/12/2011 3:26	55.8	10/12/2011 4:36	57.2	11/12/2011 5:46	58.3	12/12/2011 6:56	62.2	14/12/2011 0:06	61.2	15/12/2011 1:16	57.8
9/12/2011 3:31	56.8	10/12/2011 4:41	58.8	11/12/2011 5:51	57.5	12/12/2011 23:01	61.6	14/12/2011 0:11	61.3	15/12/2011 1:21	58.3
9/12/2011 3:36	56.2	10/12/2011 4:46	57.7	11/12/2011 5:56	57.9	12/12/2011 23:06	62.4	14/12/2011 0:16	60.9	15/12/2011 1:26	58.3
9/12/2011 3:41	58.0	10/12/2011 4:51	57.3	11/12/2011 6:01	59.1	12/12/2011 23:11	62.2	14/12/2011 0:21	60.1	15/12/2011 1:31	58.2
9/12/2011 3:46	56.8	10/12/2011 4:56	57.8	11/12/2011 6:06	59.0	12/12/2011 23:16	62.9	14/12/2011 0:26	60.7	15/12/2011 1:36	58.2
9/12/2011 3:51	57.3	10/12/2011 5:01	57.4	11/12/2011 6:11	59.8	12/12/2011 23:21	62.6	14/12/2011 0:31	60.6	15/12/2011 1:41	57.5
9/12/2011 3:56	56.0	10/12/2011 5:06	58.4	11/12/2011 6:16	59.9	12/12/2011 23:26	62.4	14/12/2011 0:36	59.6	15/12/2011 1:46	56.9
9/12/2011 4:01	55.9	10/12/2011 5:11	58.0	11/12/2011 6:21	60.3	12/12/2011 23:31	61.3	14/12/2011 0:41	59.0	15/12/2011 1:51	58.6
9/12/2011 4:06	56.8	10/12/2011 5:16	58.4	11/12/2011 6:26	60.3	12/12/2011 23:36	61.0	14/12/2011 0:46	58.4	15/12/2011 1:56	57.3
9/12/2011 4:11	55.8	10/12/2011 5:21	58.7	11/12/2011 6:31	60.4	12/12/2011 23:41	61.3	14/12/2011 0:51	58.4	15/12/2011 2:01	57.8
9/12/2011 4:16	56.4	10/12/2011 5:26	59.5	11/12/2011 6:36	60.6	12/12/2011 23:46	60.8	14/12/2011 0:56	60.0	15/12/2011 2:06	57.4
9/12/2011 4:21	55.7	10/12/2011 5:31	58.9	11/12/2011 6:41	61.4	12/12/2011 23:51	61.6	14/12/2011 1:01	58.5	15/12/2011 2:11	57.5
9/12/2011 4:26	55.9	10/12/2011 5:36	63.2	11/12/2011 6:46	62.2	12/12/2011 23:56	61.2	14/12/2011 1:06	58.4	15/12/2011 2:16	58.7
9/12/2011 4:31	55.8	10/12/2011 5:41	60.2	11/12/2011 6:51	62.0	13/12/2011 0:01	61.1	14/12/2011 1:11	58.8	15/12/2011 2:21	56.5
9/12/2011 4:36	56.1	10/12/2011 5:46	61.1	11/12/2011 6:56	61.9	13/12/2011 0:06	61.3	14/12/2011 1:16	58.0	15/12/2011 2:26	56.4
9/12/2011 4:41	56.3	10/12/2011 5:51	59.1	11/12/2011 23:01	63.1	13/12/2011 0:11	61.6	14/12/2011 1:21	58.2	15/12/2011 2:31	57.9
9/12/2011 4:46	56.5	10/12/2011 5:56	58.6	11/12/2011 23:06	62.2	13/12/2011 0:16	61.1	14/12/2011 1:26	58.0	15/12/2011 2:36	56.7
9/12/2011 4:51	56.6	10/12/2011 6:01	59.3	11/12/2011 23:11	61.9	13/12/2011 0:21	60.5	14/12/2011 1:31	58.4	15/12/2011 2:41	56.0
9/12/2011 4:56	57.4	10/12/2011 6:06	60.1	11/12/2011 23:16	61.1	13/12/2011 0:26	60.7	14/12/2011 1:36	57.9	15/12/2011 2:46	56.1
9/12/2011 5:01	56.4	10/12/2011 6:11	59.3	11/12/2011 23:21	61.2	13/12/2011 0:31	59.9	14/12/2011 1:41	58.0	15/12/2011 2:51	55.8
9/12/2011 5:06	56.7	10/12/2011 6:16	59.5	11/12/2011 23:26	60.9	13/12/2011 0:36	59.3	14/12/2011 1:46	60.7	15/12/2011 2:56	55.9
9/12/2011 5:11	56.6	10/12/2011 6:21	59.7	11/12/2011 23:31	61.2	13/12/2011 0:41	59.6	14/12/2011 1:51	58.9	15/12/2011 3:01	56.8
9/12/2011 5:16	57.3	10/12/2011 6:26	60.4	11/12/2011 23:36	61.6	13/12/2011 0:46	59.4	14/12/2011 1:56	56.9	15/12/2011 3:06	56.6
9/12/2011 5:21	56.8	10/12/2011 6:31	59.9	11/12/2011 23:41	60.5	13/12/2011 0:51	59.1	14/12/2011 2:01	57.8	15/12/2011 3:11	56.6
9/12/2011 5:26	59.6	10/12/2011 6:36	61.3	11/12/2011 23:46	61.6	13/12/2011 0:56	58.4	14/12/2011 2:06	57.1	15/12/2011 3:16	55.1
9/12/2011 5:31	59.0	10/12/2011 6:41	61.5	11/12/2011 23:51	60.2	13/12/2011 1:01	58.6	14/12/2011 2:11	57.1	15/12/2011 3:21	55.1
9/12/2011 5:36	58.5	10/12/2011 6:46	62.0	11/12/2011 23:56	60.9	13/12/2011 1:06	60.3	14/12/2011 2:16	57.3	15/12/2011 3:26	55.5
9/12/2011 5:41	58.8	10/12/2011 6:51	61.8	12/12/2011 0:01	60.3	13/12/2011 1:11	59.3	14/12/2011 2:21	57.7	15/12/2011 3:31	55.9
9/12/2011 5:46	58.5	10/12/2011 6:56	62.7	12/12/2011 0:06	60.7	13/12/2011 1:16	58.6	14/12/2011 2:26	56.9	15/12/2011 3:36	55.8
9/12/2011 5:51	58.8	10/12/2011 23:01	61.3	12/12/2011 0:11	59.8	13/12/2011 1:21	57.9	14/12/2011 2:31	56.2	15/12/2011 3:41	55.8
9/12/2011 5:56	58.0	10/12/2011 23:06	61.1	12/12/2011 0:16	60.1	13/12/2011 1:26	58.7	14/12/2011 2:36	57.3	15/12/2011 3:46	57.5
9/12/2011 6:01	60.4	10/12/2011 23:11	63.3	12/12/2011 0:21	59.8	13/12/2011 1:31	58.0	14/12/2011 2:41	57.8	15/12/2011 3:51	55.9
9/12/2011 6:06	59.5	10/12/2011 23:16	64.0	12/12/2011 0:26	60.7	13/12/2011 1:36	57.7	14/12/2011 2:46	56.9	15/12/2011 3:56	56.4
9/12/2011 6:11	60.2	10/12/2011 23:21	61.8	12/12/2011 0:31	59.4	13/12/2011 1:41	58.8	14/12/2011 2:51	56.5	15/12/2011 4:01	54.5
9/12/2011 6:16	59.4	10/12/2011 23:26	60.3	12/12/2011 0:36	58.6	13/12/2011 1:46	58.2	14/12/2011 2:56	55.8	15/12/2011 4:06	55.6
9/12/2011 6:21	60.4	10/12/2011 23:31	61.3	12/12/2011 0:41	59.1	13/12/2011 1:51	58.3	14/12/2011 3:01	57.7	15/12/2011 4:11	54.8
9/12/2011 6:26	61.2	10/12/2011 23:36	61.3	12/12/2011 0:46	58.3	13/12/2011 1:56	57.8	14/12/2011 3:06	57.1	15/12/2011 4:16	55.6
9/12/2011 6:31	61.6	10/12/2011 23:41	61.5	12/12/2011 0:51	59.9	13/12/2011 2:01	57.5	14/12/2011 3:11	56.6	15/12/2011 4:21	56.4
9/12/2011 6:36	61.7	10/12/2011 23:46	61.8	12/12/2011 0:56	58.5	13/12/2011 2:06	58.5	14/12/2011 3:16	57.5	15/12/2011 4:26	54.8
9/12/2011 6:41	61.7	10/12/2011 23:51	61.7	12/12/2011 1:01	58.3	13/12/2011 2:11	60.7	14/12/2011 3:21	56.8	15/12/2011 4:31	56.2
9/12/2011 6:46	63.6	10/12/2011 23:56	61.5	12/12/2011 1:06	58.1	13/12/2011 2:16	59.9	14/12/2011 3:26	55.3	15/12/2011 4:36	57.5
9/12/2011 6:51	62.5	11/12/2011 0:01	61.2	12/12/2011 1:11	58.4	13/12/2011 2:21	59.7	14/12/2011 3:31	56.1	15/12/2011 4:41	56.7
9/12/2011 6:56	63.5	11/12/2011 0:06	61.2	12/12/2011 1:16	57.5	13/12/2011 2:26	58.4	14/12/2011 3:36	55.6	15/12/2011 4:46	55.1
9/12/2011 23:01	62.6	11/12/2011 0:11	61.1	12/12/2011 1:21	57.7	13/12/2011 2:31	57.0	14/12/2011 3:41	55.5	15/12/2011 4:51	56.5
9/12/2011 23:06	62.6	11/12/2011 0:16	61.8	12/12/2011 1:26	57.2	13/12/2011 2:36	57.2	14/12/2011 3:46	58.3	15/12/2011 4:56	55.8
9/12/2011 23:11	63.7	11/12/2011 0:21	60.7	12/12/2011 1:31	58.1	13/12/2011 2:41	57.4	14/12/2011 3:51	55.1	15/12/2011 5:01	57.2
9/12/2011 23:16	62.4	11/12/2011 0:26	61.9	12/12/2011 1:36	56.8	13/12/2011 2:46	56.6	14/12/2011 3:56	55.7	15/12/2011 5:06	56.6
9/12/2011 23:21	61.9	11/12/2011 0:31	61.6	12/12/2011 1:41	57.4	13/12/2011 2:51	56.4	14/12/2011 4:01	55.8	15/12/2011 5:11	57.7
9/12/2011 23:26	61.8	11/12/2011 0:36	61.1	12/12/2011 1:46	56.6	13/12/2011 2:56	56.7	14/12/2011 4:06	54.7	15/12/2011 5:16	58.1
9/12/2011 23:31	61.4	11/12/2011 0:41	60.5	12/12/2011 1:51	57.4	13/12/2011 3:01	55.9	14/12/2011 4:11	55.0	15/12/2011 5:21	56.6
9/12/2011 23:36	60.9	11/12/2011 0:46	60.4	12/12/2011 1:56	58.2	13/12/2011 3:06	56.7	14/12/2011 4:16	55.4	15/12/2011 5:26	57.7
9/12/2011 23:41	61.1	11/12/2011 0:51	60.3	12/12/2011 2:01	55.8	13/12/2011 3:11	56.4	14/12/2011 4:21	55.3	15/12/2011 5:31	57.7
9/12/2011 23:46	61.6	11/12/2011 0:56	60.6	12/12/2011 2:06	56.1	13/12/2011 3:16	56.5	14/12/2011 4:26	57.4	15/12/2011 5:36	57.6
9/12/2011 23:51	61.4	11/12/2011 1:01	60.5	12/12/2011 2:11	56.5	13/12/2011 3:21	56.6	14/12/2011 4:31	56.6	15/12/2011 5:41	64.0
9/12/2011 23:56	61.1	11/12/2011 1:06	60.5	12/12/2011 2:16	56.7	13/12/2011 3:26	55.7	14/12/2011 4:36	55.1	15/12/2011 5:46	59.9
10/12/2011 0:01	61.2	11/12/2011 1:11	62.3	12/12/2011 2:21	55.4	13/12/2011 3:31	55.2	14/12/2011 4:41	55.4	15/12/2011 5:51	58.4
10/12/2011 0:06	61.8	11/12/2011 1:16	59.1	12/12/2011 2:26	56.0	13/12/2011 3:36	56.1	14/12/2011 4:46	54.6	15/12/2011 5:56	58.3
10/12/2011 0:11	60.7	11/12/2011 1:21	60.3	12/12/2011 2:31	55.3	13/12/2011 3:41	57.0	14/12/2011 4:51	57.5	15/12/2011 6:01	58.9
10/12/2011 0:16	60.7	11/12/2011 1:26	59.8	12/12/2011 2:36	56.1	13/12/2011 3:46	57.9	14/12/2011 4:56	57.0	15/12/2011 6:06	59.5
10/12/2011 0:21	60.8	11/12/2011 1:31	59.7	12/12/2011 2:41	56.2	13/12/2011 3:51	56.8	14/12/2011 5:01	56.1	15/12/2011 6:11	59.0
10/12/2011 0:26	60.9	11/12/2011 1:36	63.6	12/12/2011 2:46	56.6	13/12/2011 3:56	56.9	14/12/2011 5:06	56.1	15/12/2011 6:16	59.5
10/12/2011 0:31	61.0	11/12/2011 1:41	59.7	12/12/2011 2:51	54.5	13/12/2011 4:01	56.6	14/12/2011 5:11	57.6	15/12/2011 6:21	59.8
10/12/2011 0:36	60.6	11/12/2011 1:46	60.4	12/12/2011 2:56	55.9	13/12/2011 4:06	56.1	14/12/2011 5:16	56.7	15/12/2011 6:26	61.3
10/12/2011 0:41	60.0	11/12/2011 1:51	59.9	12/12/2011 3:01	54.5	13/12/2011 4:11	55.8	14/12/2011 5:21	56.4	15/12/2011 6:31	61.3
10/12/2011 0:46	60.0	11/12/2011 1:56	59.6	12/12/2011 3:06	54.4	13/12/2011 4:16	56.5	14/12/2011 5:26	57.5	15/12/2011 6:36	61.1
10/12/2011 0:51	59.8	11/12/2011 2:01	58.6	12/12/2011 3:11	55.3	13/12/2011 4:21	55.8	14/12/2011 5:31	61.6	15/12/2011 6:41	61.5
10/12/2011 0:56	59.9	11/12/2011 2:06	58.3	12/12/2011 3:16	55.7	13/12/2011 4:26	56.0	14/12/2011 5:36	58.2	15/12/2011 6:46	62.3
10/12/2011 1:01	59.5	11/12/2011 2:11	58.9	12/12/2011 3:21	54.7	13/12/2011 4:31	56.9	14/12/2011 5:41	58.7	15/12/2011 6:51	63.1
10/12/2011 1:06	60.3	11/12/2011 2:16	58.6	12/12/2011 3:26	54.2	13/12/2011 4:36	56.6	14/12/2011 5:46	59.3	15/12/2011 6:56	63.6
10/12/2011 1:11	60.3	11/12/2011 2:21	59.3	12/12/2011 3:31	54.8	13/12/2011 4:41	57.1	14/12/2011 5:51	58.5	15/12/2011 23:01	61.7
10/12/2011 1:16	60.0	11/12/2011 2:26	58.6	12/12/2011 3:36	55.3	13/12/2011 4:46	56.2	14/12/2011 5:56	59.3	15/12/2011 23:06	62.1
10/12/2011 1:21	59.6	11/12/2011 2:31	58.9	12/12/2011 3:41	54.8	13/12/2011 4:51	56.8	14/12/2011 6:01	59.4	15/12/2011 23:11	62.8
10/12/2011 1:26	59.4	11/12/2011 2:36	58.4	12/12/2011 3:46	55.2	13/12/2011 4:56	56.2	14/12/2011 6:06	59.4	15/12/2011 23:16	61.2
10/12/2011 1:31	59.4	11/12/2011 2:41	58.6	12/12/2011 3:51	54.8	13/12/2011 5:01	57.1	14/12/2011 6:11	59.6	15/12/2011 23:21	61.5

Real-time Noise Data RTN2 (Oil Street Community Liaison Centre)

15/12/2011 23:26	61.4
15/12/2011 23:31	62.2
15/12/2011 23:36	61.6
15/12/2011 23:41	61.1
15/12/2011 23:46	60.9
15/12/2011 23:51	61.4
15/12/2011 23:56	60.9
16/12/2011 0:01	61.2
16/12/2011 0:06	61.0
16/12/2011 0:11	60.9
16/12/2011 0:16	60.9
16/12/2011 0:21	61.0
16/12/2011 0:26	61.7
16/12/2011 0:31	61.9
16/12/2011 0:36	61.7
16/12/2011 0:41	59.8
16/12/2011 0:46	59.4
16/12/2011 0:51	59.4
16/12/2011 0:56	58.9
16/12/2011 1:01	58.8
16/12/2011 1:06	59.5
16/12/2011 1:11	58.6
16/12/2011 1:16	59.1
16/12/2011 1:21	59.3
16/12/2011 1:26	58.6
16/12/2011 1:31	57.9
16/12/2011 1:36	57.9
16/12/2011 1:41	58.9
16/12/2011 1:46	58.7
16/12/2011 1:51	58.7
16/12/2011 1:56	57.8
16/12/2011 2:01	58.9
16/12/2011 2:06	57.9
16/12/2011 2:11	57.7
16/12/2011 2:16	57.7
16/12/2011 2:21	57.6
16/12/2011 2:26	56.4
16/12/2011 2:31	56.5
16/12/2011 2:36	56.6
16/12/2011 2:41	57.8
16/12/2011 2:46	57.1
16/12/2011 2:51	56.7
16/12/2011 2:56	56.1
16/12/2011 3:01	57.3
16/12/2011 3:06	56.4
16/12/2011 3:11	56.7
16/12/2011 3:16	56.4
16/12/2011 3:21	56.2
16/12/2011 3:26	56.9
16/12/2011 3:31	56.8
16/12/2011 3:36	55.6
16/12/2011 3:41	56.3
16/12/2011 3:46	56.2
16/12/2011 3:51	58.0
16/12/2011 3:56	56.5
16/12/2011 4:01	55.7
16/12/2011 4:06	55.5
16/12/2011 4:11	56.8
16/12/2011 4:16	56.1
16/12/2011 4:21	56.2
16/12/2011 4:26	55.8
16/12/2011 4:31	56.6
16/12/2011 4:36	59.5
16/12/2011 4:41	56.0
16/12/2011 4:46	57.2
16/12/2011 4:51	55.5
16/12/2011 4:56	56.9
16/12/2011 5:01	55.6
16/12/2011 5:06	56.6
16/12/2011 5:11	57.0
16/12/2011 5:16	56.7
16/12/2011 5:21	57.8
16/12/2011 5:26	58.3
16/12/2011 5:31	59.2
16/12/2011 5:36	60.7
16/12/2011 5:41	58.8
16/12/2011 5:46	61.2
16/12/2011 5:51	58.2
16/12/2011 5:56	57.6
16/12/2011 6:01	60.6
16/12/2011 6:06	60.6
16/12/2011 6:11	61.2
16/12/2011 6:16	60.0
16/12/2011 6:21	60.7
16/12/2011 6:26	61.9
16/12/2011 6:31	61.2
16/12/2011 6:36	61.2
16/12/2011 6:41	62.0
16/12/2011 6:46	62.9
16/12/2011 6:51	63.4
16/12/2011 6:56	62.2
16/12/2011 23:01	58.7
16/12/2011 23:06	59.1
16/12/2011 23:11	59.7
16/12/2011 23:16	58.6
16/12/2011 23:21	58.1
16/12/2011 23:26	59.1
16/12/2011 23:31	58.7
16/12/2011 23:36	59.0
16/12/2011 23:41	58.9
16/12/2011 23:46	58.2
16/12/2011 23:51	58.1
16/12/2011 23:56	59.5
17/12/2011 0:01	61.4
17/12/2011 0:06	61.8
17/12/2011 0:11	61.3
17/12/2011 0:16	61.4
17/12/2011 0:21	61.6
17/12/2011 0:26	61.7
17/12/2011 0:31	61.2

17/12/2011 0:36	60.4
17/12/2011 0:41	60.9
17/12/2011 0:46	60.6
17/12/2011 0:51	59.9
17/12/2011 0:56	60.2
17/12/2011 1:01	60.2
17/12/2011 1:06	60.0
17/12/2011 1:11	60.6
17/12/2011 1:16	60.1
17/12/2011 1:21	59.8
17/12/2011 1:26	59.6
17/12/2011 1:31	59.9
17/12/2011 1:36	60.2
17/12/2011 1:41	60.7
17/12/2011 1:46	60.4
17/12/2011 1:51	59.5
17/12/2011 1:56	59.0
17/12/2011 2:01	60.4
17/12/2011 2:06	59.8
17/12/2011 2:11	59.0
17/12/2011 2:16	58.9
17/12/2011 2:21	60.0
17/12/2011 2:26	59.0
17/12/2011 2:31	60.2
17/12/2011 2:36	59.1
17/12/2011 2:41	58.8
17/12/2011 2:46	58.7
17/12/2011 2:51	59.1
17/12/2011 2:56	59.7
17/12/2011 3:01	58.6
17/12/2011 3:06	58.1
17/12/2011 3:11	59.1
17/12/2011 3:16	58.7
17/12/2011 3:21	59.0
17/12/2011 3:26	58.9
17/12/2011 3:31	58.2
17/12/2011 3:36	58.1
17/12/2011 3:41	59.5
17/12/2011 3:46	58.1
17/12/2011 3:51	58.3
17/12/2011 3:56	59.7
17/12/2011 4:01	57.9
17/12/2011 4:06	57.4
17/12/2011 4:11	58.4
17/12/2011 4:16	57.3
17/12/2011 4:21	57.4
17/12/2011 4:26	57.7
17/12/2011 4:31	57.5
17/12/2011 4:36	58.5
17/12/2011 4:41	58.7
17/12/2011 4:46	57.3
17/12/2011 4:51	57.9
17/12/2011 4:56	57.1
17/12/2011 5:01	57.2
17/12/2011 5:06	57.8
17/12/2011 5:11	58.2
17/12/2011 5:16	59.0
17/12/2011 5:21	57.6
17/12/2011 5:26	58.6
17/12/2011 5:31	57.5
17/12/2011 5:36	59.8
17/12/2011 5:41	62.1
17/12/2011 5:46	58.7
17/12/2011 5:51	59.9
17/12/2011 5:56	58.3
17/12/2011 6:01	59.6
17/12/2011 6:06	59.4
17/12/2011 6:11	59.6
17/12/2011 6:16	59.4
17/12/2011 6:21	59.9
17/12/2011 6:26	60.4
17/12/2011 6:31	60.4
17/12/2011 6:36	61.0
17/12/2011 6:41	61.7
17/12/2011 6:46	61.4
17/12/2011 6:51	62.7
17/12/2011 6:56	63.0
17/12/2011 23:01	63.2
17/12/2011 23:06	63.6
17/12/2011 23:11	63.7
17/12/2011 23:16	61.8
17/12/2011 23:21	62.2
17/12/2011 23:26	62.1
17/12/2011 23:31	61.8
17/12/2011 23:36	61.8
17/12/2011 23:41	61.9
17/12/2011 23:46	61.5
17/12/2011 23:51	61.5
17/12/2011 23:56	61.9
18/12/2011 0:01	61.5
18/12/2011 0:06	61.9
18/12/2011 0:11	61.8
18/12/2011 0:16	61.8
18/12/2011 0:21	61.4
18/12/2011 0:26	60.9
18/12/2011 0:31	61.1
18/12/2011 0:36	60.6
18/12/2011 0:41	61.1
18/12/2011 0:46	59.8
18/12/2011 0:51	60.5
18/12/2011 0:56	60.1
18/12/2011 1:01	60.9
18/12/2011 1:06	59.8
18/12/2011 1:11	60.0
18/12/2011 1:16	60.7
18/12/2011 1:21	60.1
18/12/2011 1:26	60.3
18/12/2011 1:31	60.9
18/12/2011 1:36	60.4
18/12/2011 1:41	61.5

18/12/2011 1:46	60.1
18/12/2011 1:51	59.9
18/12/2011 1:56	59.4
18/12/2011 2:01	63.9
18/12/2011 2:06	63.3
18/12/2011 2:11	62.7
18/12/2011 2:16	62.6
18/12/2011 2:21	61.3
18/12/2011 2:26	61.9
18/12/2011 2:31	61.8
18/12/2011 2:36	62.8
18/12/2011 2:41	62.7
18/12/2011 2:46	63.7
18/12/2011 2:51	60.6
18/12/2011 2:56	58.7
18/12/2011 3:01	59.6
18/12/2011 3:06	59.3
18/12/2011 3:11	58.6
18/12/2011 3:16	62.4
18/12/2011 3:21	57.9
18/12/2011 3:26	59.1
18/12/2011 3:31	59.1
18/12/2011 3:36	58.9
18/12/2011 3:41	58.9
18/12/2011 3:46	58.7
18/12/2011 3:51	59.6
18/12/2011 3:56	57.9
18/12/2011 4:01	58.3
18/12/2011 4:06	57.9
18/12/2011 4:11	59.1
18/12/2011 4:16	57.7
18/12/2011 4:21	58.4
18/12/2011 4:26	57.4
18/12/2011 4:31	58.0
18/12/2011 4:36	58.3
18/12/2011 4:41	58.3
18/12/2011 4:46	59.1
18/12/2011 4:51	57.9
18/12/2011 4:56	58.0
18/12/2011 5:01	57.8
18/12/2011 5:06	58.7
18/12/2011 5:11	57.2
18/12/2011 5:16	58.3
18/12/2011 5:21	58.3
18/12/2011 5:26	57.7
18/12/2011 5:31	58.0
18/12/2011 5:36	59.3
18/12/2011 5:41	59.4
18/12/2011 5:46	59.1
18/12/2011 5:51	59.7
18/12/2011 5:56	60.1
18/12/2011 6:01	59.8
18/12/2011 6:06	58.8
18/12/2011 6:11	59.4
18/12/2011 6:16	59.2
18/12/2011 6:21	59.3
18/12/2011 6:26	60.0
18/12/2011 6:31	60.0
18/12/2011 6:36	60.6
18/12/2011 6:41	61.0
18/12/2011 6:46	60.7
18/12/2011 6:51	60.1
18/12/2011 6:56	61.3
18/12/2011 23:01	62.2
18/12/2011 23:06	62.4
18/12/2011 23:11	61.8
18/12/2011 23:16	61.4
18/12/2011 23:21	62.1
18/12/2011 23:26	61.9
18/12/2011 23:31	61.2
18/12/2011 23:36	61.1
18/12/2011 23:41	61.2
18/12/2011 23:46	61.1
18/12/2011 23:51	60.9
18/12/2011 23:56	60.4
19/12/2011 0:01	60.9
19/12/2011 0:06	60.3
19/12/2011 0:11	61.4
19/12/2011 0:16	60.2
19/12/2011 0:21	60.5
19/12/2011 0:26	59.9
19/12/2011 0:31	60.2
19/12/2011 0:36	60.6
19/12/2011 0:41	59.0
19/12/2011 0:46	59.1
19/12/2011 0:51	59.9
19/12/2011 0:56	60.2
19/12/2011 1:01	59.6
19/12/2011 1:06	59.0
19/12/2011 1:11	58.1
19/12/2011 1:16	58.7
19/12/2011 1:21	57.8
19/12/2011 1:26	57.4
19/12/2011 1:31	58.2
19/12/2011 1:36	57.5
19/12/2011 1:41	60.3
19/12/2011 1:46	57.3
19/12/2011 1:51	56.3
19/12/2011 1:56	56.5
19/12/2011 2:01	57.6
19/12/2011 2:06	56.7
19/12/2011 2:11	56.7
19/12/2011 2:16	55.6
19/12/2011 2:21	56.7
19/12/2011 2:26	56.2
19/12/2011 2:31	57.0
19/12/2011 2:36	56.9
19/12/2011 2:41	57.2
19/12/2011 2:46	56.7
19/12/2011 2:51	56.0

19/12/2011 2:56	55.1
19/12/2011 3:01	55.2
19/12/2011 3:06	56.6
19/12/2011 3:11	55.9
19/12/2011 3:16	55.6
19/12/2011 3:21	54.9
19/12/2011 3:26	55.8
19/12/2011 3:31	55.6
19/12/2011 3:36	55.0
19/12/2011 3:41	57.0
19/12/2011 3:46	54.6
19/12/2011 3:51	54.7
19/12/2011 3:56	57.2
19/12/2011 4:01	55.9
19/12/2011 4:06	56.1
19/12/2011 4:11	55.8
19/12/2011 4:16	55.4
19/12/2011 4:21	55.8
19/12/2011 4:26	55.1
19/12/2011 4:31	56.3
19/12/2011 4:36	58.4
19/12/2011 4:41	57.8
19/12/2011 4:46	57.4
19/12/2011 4:51	57.5
19/12/2011 4:56	56.7
19/12/2011 5:01	55.5
19/12/2011 5:06	58.0
19/12/2011 5:11	58.9
19/12/2011 5:16	56.8
19/12/2011 5:21	56.8
19/12/2011 5:26	56.3
19/12/2011 5:31	58.5
19/12/2011 5:36	57.9
19/12/2011 5:41	59.2
19/12/2011 5:46	60.3
19/12/2011 5:51	58.5
19/12/2011 5:56	58.8
19/12/2011 6:01	59.5
19/12/2011 6:06	58.9
19/12/2011 6:11	59.0
19/12/2011 6:16	59.4
19/12/2011 6:21	61.1
19/12/2011 6:26	61.1
19/12/2011 6:31	60.9
19/12/2011 6:36	61.3
19/12/2011 6:41	61.9
19/12/2011 6:46	62.4
19/12/2011 6:51	63.5
19/12/2011 6:56	64.8
19/12/2011 23:01	60.9
19/12/2011 23:06	64.1
19/12/2011 23:11	62.5
19/12/2011 23:16	62.6
19/12/2011 23:21	61.8
19/12/2011 23:26	62.7
19/12/2011 23:31	62.3
19/12/2011 23:36	62.7
19/12/2011 23:41	62.3
19/12/2011 23:46	62.1
19/12/2011 23:51	61.9
19/12/2011 23:56	61.4
20/12/2011 0:01	61.4
20/12/2011 0:06	61.5
20/12/2011 0:11	61.4
20/12/2011 0:16	61.0
20/12/2011 0:21	60.8
20/12/2011 0:26	60.9
20/12/2011 0:31	60.0
20/12/2011 0:36	59.7
20/12/2011 0:41	59.7
20/12/2011 0:46	61.5
20/12/2011 0:51	59.2
20/12/2011 0:56	59.1
20/12/2011 1:01	58.8
20/12/2011 1:06	58.1
20/12/2011 1:11	58.7
20/12/2011 1:16	59.8
20/12/2011 1:21	58.0
20/12/2011 1:26	58.1
20/12/2011 1:31	57.9
20/12/2011 1:36	58.1
20/12/2011 1:41	58.4
20/12/2011 1:46	59.4
20/12/2011 1:51	57.1
20/12/2011 1:56	57.7
20/12/2011 2:01	57.1
20/12/2011 2:06	57.4
20/12/2011 2:11	56.7
20/12/2011 2:16	57.0
20/12/2011 2:21	56.8
20/12/2011 2:26	56.6
20/12/2011 2:31	56.9
20/12/2011 2:36	57.4
20/12/2011 2:41	56.4
20/12/2011 2:46	55.7
20/12/2011 2:51	57.6
20/12/2011 2:56	56.4
20/12/2011 3:01	57.8
20/12/2011 3:06	57.1
20/12/2011 3:11	56.8
20/12/2011 3:16	55.1
20/12/2011 3:21	55.4
20/12/2011 3:26	55.8
20/12/2011 3:31	56.2
20/12/2011 3:36	56.1
20/12/2011 3:41	56.0
20/12/2011 3:46	54.7
20/12/2011 3:51	56.0
20/12/2011 3:56	55.6
20/12/2011 4:01	56.1

20/12/2011 4:06	56.7
20/12/2011 4:11	55.9
20/12/2011 4:16	58.3
20/12/2011 4:21	58.6
20/12/2011 4:26	56.1
20/12/2011 4:31	57.4
20/12/2011 4:36	57.9
20/12/2011 4:41	58.1
20/12/2011 4:46	56.7
20/12/2011 4:51	56.3
20/12/2011 4:56	56.1
20/12/2011 5:01	56.6
20/12/2011 5:06	56.4
20/12/2011 5:11	56.4
20/12/2011 5:16	57.9
20/12/2011 5:21	58.5
20/12/2011 5:26	57.7
20/12/2011 5:31	56.6
20/12/2011 5:36	57.4
20/12/2011 5:41	58.4
20/12/2011 5:46	58.6
20/12/2011 5:51	59.6
20/12/2011 5:56	57.9
20/12/2011 6:01	58.5
20/12/2011 6:06	59.3
20/12/2011 6:11	59.8
20/12/2011 6:16	60.2
20/12/2011 6:21	59.6
20/12/2011 6:26	60.6
20/12/2011 6:31	60.7
20/12/2011 6:36	60.9
20/12/2011 6:41	61.9
20/12/2011 6:46	61.2
20/12/2011 6:51	62.4
20/12/2011 6:56	62.3
20/12/2011 23:01	61.0
20/12/2011 23:06	61.7
20/12/2011 23:11	61.6
20/12/2011 23:16	61.1
20/12/2011 23:21	61.5
20/12/2011 23:26	61.0
20/12/2011 23:31	61.9
20/12/2011 23:36	61.1
20/12/2011 23:41	60.9
20/12/2011 23:46	60.9
20/12/2011 23:51	61.4
20/12/2011 23:56	60.9
21/12/2011 0:01	60.8
21/12/2011 0:06	61.3
21/12/2011 0:11	61.5
21/12/2011 0:16	61.1
21/12/2011 0:21	60.0
21/12/2011 0:26	60.4
21/12/2011 0:31	60.6
21/12/2011 0:36	60.1
21/12/2011 0:41	59.1
21/12/2011 0:46	59.3
21/12/2011 0:51	59.7
21/12/2011 0:56	58.8
21/12/2011 1:01	58.6
21/12/2011 1:06	58.9
21/12/2011 1:11	59.2
21/12/2011 1:16	59.0
21/12/2011 1:21	59.1
21/12/2011 1:26	58.9
21/12/2011 1:31	59.0
21/12/2011 1:36	57.8
21/12/2011 1:41	57.6
21/12/2011 1:46	57.5
21/12/2011 1:51	57.5
21/12/2011 1:56	57.3
21/12/2011 2:01	57.5
21/12/2011 2:06	57.7
21/12/2011 2:11	57.3
21/12/2011 2:16	57.3
21/12/2011 2:21	56.7
21/12/2011 2:26	56.6
21/12/2011 2:31	57.1
21/12/2011 2:36	57.0
21/12/2011 2:41	56.8
21/12/2011 2:46	57.7
21/12/2011 2:51	58.2
21/12/2011 2:56	56.2
21/12/2011 3:01	56.3
21/12/2011 3:06	56.1
21/12/2011 3:11	56.9
21/12/2011 3:16	57.2
21/12/2011 3:21	54.8
21/12/2011 3:26	55.5
21/12/2011 3:31	56.3
21/12/2011 3:36	55.3
21/12/2011 3:41	56.3
21/12/2011 3:46	55.5
21/12/2011 3:51	56.2
21/12/2011 3:56	56.8
21/12/2011 4:01	66.2
21/12/2011 4:06	55.9
21/12/2011 4:11	55.6
21/12/2011 4:16	56.2
21/12/2011 4:21	55.6
21/12/2011 4:26	54.9
21/12/2011 4:31	56.4
21/12/2011 4:36	56.3
21/12/2011 4:41	55.5
21/12/2011 4:46	56.8
21/12/2011 4:51	56.3
21/12/2011 4:56	55.9
21/12/2011 5:01	55.6
21/12/2011 5:06	56.6
21/12/2011 5:11	57.3

21/12/2011 5:16	57.5
21/12/2011 5:21	59.9
21/12/2011 5:26	61.1
21/12/2011 5:31	57.0
21/12/2011 5:36	57.9
21/12/2011 5:41	58.6
21/12/2011 5:46	58.4
21/12/2011 5:51	58.4
21/12/2011 5:56	58.1
21/12/2011 6:01	59.0
21/12/2011 6:06	59.2
21/12/2011 6:11	59.0
21/12/2011 6:16	59.4
21/12/2011 6:21	60.0
21/12/2011 6:26	60.9
21/12/2011 6:31	60.5
21/12/2011 6:36	60.3
21/12/2011 6:41	60.9
21/12/2011 6:46	61.6
21/12/2011 6:51	63.1
21/12/2011 6:56	62.7
21/12/2011 23:01	62.2
21/12/2011 23:06	63.1
21/12/2011 23:11	62.8
21/12/2011 23:16	62.3
21/12/2011 23:21	62.0
21/12/2011 23:26	61.9
21/12/2011 23:31	62.0
21/12/2011 23:36	61.9
21/12/2011 23:41	62.0
21/12/2011 23:46	61.6
21/12/2011 23:51	61.7
21/12/2011 23:56	61.4
22/12/2011 0:01	61.0
22/12/2011 0:06	61.3
22/12/2011 0:11	61.5
22/12/2011 0:16	61.0
22/12/2011 0:21	60.4
22/12/2011 0:26	60.7
22/12/2011 0:31	60.3
22/12/2011 0:36	59.7
22/12/2011 0:41	59.4
22/12/2011 0:46	59.8
22/12/2011 0:51	59.1
22/12/2011 0:56	59.1
22/12/2011 1:01	58.6
22/12/2011 1:06	59.0
22/12/2011 1:11	59.0
22/12/2011 1:16	58.9
22/12/2011 1:21	58.3
22/12/2011 1:26	58.5
22/12/2011 1:31	58.3
22/12/2011 1:36	57.9
22/12/2011 1:41	58.2
22/12/2011 1:46	59.1
22/12/2011 1:51	58.0
22/12/2011 1:56	57.4
22/12/2011 2:01	57.5
22/12/2011 2:06	57.7
22/12/2011 2:11	58.3
22/12/2011 2:16	58.1
22/12/2011 2:21	57.9
22/12/2011 2:26	57.2
22/12/2011 2:31	56.8
22/12/2011 2:36	57.2
22/12/2011 2:41	57.1
22/12/2011 2:46	56.8
22/12/2011 2:51	57.2
22/12/2011 2:56	56.3
22/12/2011 3:01	57.0
22/12/2011 3:06	56.8
22/12/2011 3:11	56.7
22/12/2011 3:16	56.6
22/12/2011 3:21	56.0
22/12/2011 3:26	55.6
22/12/2011 3:31	56.0
22/12/2011 3:36	55.8
22/12/2011 3:41	56.2
22/12/2011 3:46	56.9
22/12/2011 3:51	56.1
22/12/2011 3:56	56.3
22/12/2011 4:01	61.3
22/12/2011 4:06	55.9
22/12/2011 4:11	55.6
22/12/2011 4:16	56.8
22/12/2011 4:21	56.5
22/12/2011 4:26	56.2
22/12/2011 4:31	56.8
22/12/2011 4:36	56.6
22/12/2011 4:41	56.7
22/12/2011 4:46	56.1
22/12/2011 4:51	56.8
22/12/2011 4:56	56.3
22/12/2011 5:01	56.4
22/12/2011 5:06	56.7
22/12/2011 5:11	57.1
22/12/2011 5:16	57.4
22/12/2011 5:21	58.3
22/12/2011 5:26	59.0
22/12/2011 5:31	59.5
22/12/2011 5:36	59.4
22/12/2011 5:41	58.7
22/12/2011 5:46	58.9
22/12/2011 5:51	59.0
22/12/2011 5:56	58.5
22/12/2011 6:01	59.3
22/12/2011 6:06	59.6
22/12/2011 6:11	59.5
22/12/2011 6:16	59.8
22/12/2011 6:21	60.2

Real-time Noise Data RTN2 (Oil Street Community Liaison Centre)

22/12/2011 6:26	60.9
22/12/2011 6:31	61.2
22/12/2011 6:36	61.2
22/12/2011 6:41	62.0
22/12/2011 6:46	62.4
22/12/2011 6:51	63.2
22/12/2011 6:56	63.1
22/12/2011 23:01	61.6
22/12/2011 23:06	62.6
22/12/2011 23:11	62.2
22/12/2011 23:16	61.7
22/12/2011 23:21	61.7
22/12/2011 23:26	61.4
22/12/2011 23:31	61.6
22/12/2011 23:36	61.5
22/12/2011 23:41	61.4
22/12/2011 23:46	61.1
22/12/2011 23:51	61.3
22/12/2011 23:56	61.2
23/12/2011 0:01	60.8
23/12/2011 0:06	61.1
23/12/2011 0:11	61.0
23/12/2011 0:16	60.8
23/12/2011 0:21	60.3
23/12/2011 0:26	60.9
23/12/2011 0:31	60.7
23/12/2011 0:36	60.2
23/12/2011 0:41	59.3
23/12/2011 0:46	58.9
23/12/2011 0:51	59.4
23/12/2011 0:56	59.1
23/12/2011 1:01	58.5
23/12/2011 1:06	58.8
23/12/2011 1:11	58.8
23/12/2011 1:16	58.4
23/12/2011 1:21	58.6
23/12/2011 1:26	58.2
23/12/2011 1:31	58.4
23/12/2011 1:36	57.6
23/12/2011 1:41	58.0
23/12/2011 1:46	58.7
23/12/2011 1:51	58.2
23/12/2011 1:56	57.6
23/12/2011 2:01	57.6
23/12/2011 2:06	57.3
23/12/2011 2:11	57.2
23/12/2011 2:16	57.3
23/12/2011 2:21	57.0
23/12/2011 2:26	56.5
23/12/2011 2:31	56.3
23/12/2011 2:36	56.8
23/12/2011 2:41	57.2
23/12/2011 2:46	57.1
23/12/2011 2:51	56.7
23/12/2011 2:56	56.0
23/12/2011 3:01	56.6
23/12/2011 3:06	56.1
23/12/2011 3:11	56.4
23/12/2011 3:16	56.8
23/12/2011 3:21	55.7
23/12/2011 3:26	55.6
23/12/2011 3:31	56.1
23/12/2011 3:36	55.4
23/12/2011 3:41	55.8
23/12/2011 3:46	56.5
23/12/2011 3:51	56.2
23/12/2011 3:56	56.3
23/12/2011 4:01	61.2
23/12/2011 4:06	55.5
23/12/2011 4:11	55.4
23/12/2011 4:16	55.7
23/12/2011 4:21	55.5
23/12/2011 4:26	55.8
23/12/2011 4:31	56.1
23/12/2011 4:36	56.7
23/12/2011 4:41	55.7
23/12/2011 4:46	56.2
23/12/2011 4:51	56.4
23/12/2011 4:56	56.3
23/12/2011 5:01	55.9
23/12/2011 5:06	56.4
23/12/2011 5:11	56.9
23/12/2011 5:16	56.6
23/12/2011 5:21	58.5
23/12/2011 5:26	59.0
23/12/2011 5:31	59.0
23/12/2011 5:36	60.1
23/12/2011 5:41	58.7
23/12/2011 5:46	59.4
23/12/2011 5:51	58.6
23/12/2011 5:56	58.1
23/12/2011 6:01	59.5
23/12/2011 6:06	59.8
23/12/2011 6:11	59.9
23/12/2011 6:16	59.7
23/12/2011 6:21	60.4
23/12/2011 6:26	61.3
23/12/2011 6:31	61.1
23/12/2011 6:36	61.1
23/12/2011 6:41	61.8
23/12/2011 6:46	62.5
23/12/2011 6:51	63.2
23/12/2011 6:56	62.6
23/12/2011 23:01	62.2
23/12/2011 23:06	62.9
23/12/2011 23:11	62.6
23/12/2011 23:16	62.6
23/12/2011 23:21	62.3
23/12/2011 23:26	61.8
23/12/2011 23:31	61.5

23/12/2011 23:36	61.6
23/12/2011 23:41	62.0
23/12/2011 23:46	61.3
23/12/2011 23:51	61.6
23/12/2011 23:56	61.5
24/12/2011 0:01	61.1
24/12/2011 0:06	61.3
24/12/2011 0:11	61.3
24/12/2011 0:16	61.1
24/12/2011 0:21	60.9
24/12/2011 0:26	60.9
24/12/2011 0:31	60.3
24/12/2011 0:36	59.9
24/12/2011 0:41	59.9
24/12/2011 0:46	59.9
24/12/2011 0:51	59.1
24/12/2011 0:56	59.2
24/12/2011 1:01	59.0
24/12/2011 1:06	59.5
24/12/2011 1:11	59.3
24/12/2011 1:16	58.9
24/12/2011 1:21	58.7
24/12/2011 1:26	58.8
24/12/2011 1:31	58.7
24/12/2011 1:36	58.6
24/12/2011 1:41	59.0
24/12/2011 1:46	58.8
24/12/2011 1:51	58.6
24/12/2011 1:56	58.0
24/12/2011 2:01	58.5
24/12/2011 2:06	58.5
24/12/2011 2:11	59.0
24/12/2011 2:16	59.0
24/12/2011 2:21	58.8
24/12/2011 2:26	57.9
24/12/2011 2:31	58.2
24/12/2011 2:36	57.7
24/12/2011 2:41	57.4
24/12/2011 2:46	57.2
24/12/2011 2:51	57.3
24/12/2011 2:56	57.5
24/12/2011 3:01	57.2
24/12/2011 3:06	57.1
24/12/2011 3:11	57.3
24/12/2011 3:16	56.9
24/12/2011 3:21	56.9
24/12/2011 3:26	56.7
24/12/2011 3:31	56.5
24/12/2011 3:36	56.6
24/12/2011 3:41	57.4
24/12/2011 3:46	57.6
24/12/2011 3:51	56.9
24/12/2011 3:56	57.6
24/12/2011 4:01	58.3
24/12/2011 4:06	56.3
24/12/2011 4:11	56.4
24/12/2011 4:16	56.6
24/12/2011 4:21	56.6
24/12/2011 4:26	56.3
24/12/2011 4:31	56.9
24/12/2011 4:36	57.4
24/12/2011 4:41	57.4
24/12/2011 4:46	56.3
24/12/2011 4:51	57.0
24/12/2011 4:56	56.4
24/12/2011 5:01	57.0
24/12/2011 5:06	57.2
24/12/2011 5:11	57.6
24/12/2011 5:16	58.0
24/12/2011 5:21	57.7
24/12/2011 5:26	58.6
24/12/2011 5:31	59.1
24/12/2011 5:36	60.0
24/12/2011 5:41	61.6
24/12/2011 5:46	59.2
24/12/2011 5:51	59.1
24/12/2011 5:56	58.4
24/12/2011 6:01	59.5
24/12/2011 6:06	59.7
24/12/2011 6:11	59.4
24/12/2011 6:16	59.6
24/12/2011 6:21	60.3
24/12/2011 6:26	60.9
24/12/2011 6:31	61.2
24/12/2011 6:36	61.4
24/12/2011 6:41	61.9
24/12/2011 6:46	62.4
24/12/2011 6:51	63.4
24/12/2011 6:56	63.4
24/12/2011 23:01	61.2
24/12/2011 23:06	62.2
24/12/2011 23:11	63.3
24/12/2011 23:16	61.7
24/12/2011 23:21	62.2
24/12/2011 23:26	61.4
24/12/2011 23:31	61.6
24/12/2011 23:36	61.2
24/12/2011 23:41	61.8
24/12/2011 23:46	61.7
24/12/2011 23:51	61.2
24/12/2011 23:56	61.0
25/12/2011 0:01	61.1
25/12/2011 0:06	61.6
25/12/2011 0:11	60.6
25/12/2011 0:16	61.4
25/12/2011 0:21	61.1
25/12/2011 0:26	60.7
25/12/2011 0:31	60.5
25/12/2011 0:36	60.5
25/12/2011 0:41	60.8

25/12/2011 0:46	61.4
25/12/2011 0:51	60.0
25/12/2011 0:56	60.5
25/12/2011 1:01	60.1
25/12/2011 1:06	59.6
25/12/2011 1:11	60.0
25/12/2011 1:16	60.1
25/12/2011 1:21	59.6
25/12/2011 1:26	60.2
25/12/2011 1:31	59.8
25/12/2011 1:36	60.0
25/12/2011 1:41	59.8
25/12/2011 1:46	60.3
25/12/2011 1:51	59.4
25/12/2011 1:56	59.8
25/12/2011 2:01	59.9
25/12/2011 2:06	59.8
25/12/2011 2:11	60.3
25/12/2011 2:16	59.1
25/12/2011 2:21	59.3
25/12/2011 2:26	59.1
25/12/2011 2:31	58.9
25/12/2011 2:36	58.7
25/12/2011 2:41	58.6
25/12/2011 2:46	58.9
25/12/2011 2:51	58.2
25/12/2011 2:56	58.6
25/12/2011 3:01	58.4
25/12/2011 3:06	58.9
25/12/2011 3:11	58.8
25/12/2011 3:16	58.1
25/12/2011 3:21	58.0
25/12/2011 3:26	59.1
25/12/2011 3:31	58.6
25/12/2011 3:36	58.8
25/12/2011 3:41	58.7
25/12/2011 3:46	58.8
25/12/2011 3:51	58.7
25/12/2011 3:56	58.6
25/12/2011 4:01	58.3
25/12/2011 4:06	58.0
25/12/2011 4:11	57.9
25/12/2011 4:16	58.3
25/12/2011 4:21	58.0
25/12/2011 4:26	58.4
25/12/2011 4:31	58.4
25/12/2011 4:36	59.1
25/12/2011 4:41	57.6
25/12/2011 4:46	57.2
25/12/2011 4:51	58.2
25/12/2011 4:56	58.1
25/12/2011 5:01	57.6
25/12/2011 5:06	58.2
25/12/2011 5:11	58.7
25/12/2011 5:16	59.0
25/12/2011 5:21	57.7
25/12/2011 5:26	58.2
25/12/2011 5:31	58.1
25/12/2011 5:36	58.4
25/12/2011 5:41	59.8
25/12/2011 5:46	59.4
25/12/2011 5:51	58.7
25/12/2011 5:56	58.3
25/12/2011 6:01	59.2
25/12/2011 6:06	58.5
25/12/2011 6:11	58.9
25/12/2011 6:16	60.0
25/12/2011 6:21	59.0
25/12/2011 6:26	60.1
25/12/2011 6:31	59.3
25/12/2011 6:36	60.2
25/12/2011 6:41	60.2
25/12/2011 6:46	60.7
25/12/2011 6:51	61.0
25/12/2011 6:56	60.8
25/12/2011 23:01	60.5
25/12/2011 23:06	59.4
25/12/2011 23:11	61.2
25/12/2011 23:16	60.4
25/12/2011 23:21	60.7
25/12/2011 23:26	60.3
25/12/2011 23:31	60.3
25/12/2011 23:36	59.9
25/12/2011 23:41	60.3
25/12/2011 23:46	59.9
25/12/2011 23:51	60.2
25/12/2011 23:56	60.0
26/12/2011 0:01	60.2
26/12/2011 0:06	59.7
26/12/2011 0:11	59.5
26/12/2011 0:16	60.2
26/12/2011 0:21	59.9
26/12/2011 0:26	59.3
26/12/2011 0:31	59.7
26/12/2011 0:36	59.5
26/12/2011 0:41	59.0
26/12/2011 0:46	58.2
26/12/2011 0:51	59.2
26/12/2011 0:56	58.7
26/12/2011 1:01	59.1
26/12/2011 1:06	57.8
26/12/2011 1:11	58.1
26/12/2011 1:16	58.5
26/12/2011 1:21	59.3
26/12/2011 1:26	58.5
26/12/2011 1:31	58.4
26/12/2011 1:36	58.1
26/12/2011 1:41	57.9
26/12/2011 1:46	57.7
26/12/2011 1:51	57.5

26/12/2011 1:56	56.9
26/12/2011 2:01	57.0
26/12/2011 2:06	57.3
26/12/2011 2:11	57.0
26/12/2011 2:16	56.4
26/12/2011 2:21	58.5
26/12/2011 2:26	58.1
26/12/2011 2:31	60.7
26/12/2011 2:36	56.7
26/12/2011 2:41	57.0
26/12/2011 2:46	56.5
26/12/2011 2:51	59.2
26/12/2011 2:56	57.6
26/12/2011 3:01	57.2
26/12/2011 3:06	63.3
26/12/2011 3:11	57.0
26/12/2011 3:16	56.5
26/12/2011 3:21	58.6
26/12/2011 3:26	56.4
26/12/2011 3:31	56.6
26/12/2011 3:36	57.0
26/12/2011 3:41	57.8
26/12/2011 3:46	56.5
26/12/2011 3:51	56.7
26/12/2011 3:56	56.5
26/12/2011 4:01	56.3
26/12/2011 4:06	56.5
26/12/2011 4:11	55.9
26/12/2011 4:16	56.0
26/12/2011 4:21	59.0
26/12/2011 4:26	57.0
26/12/2011 4:31	55.9
26/12/2011 4:36	56.5
26/12/2011 4:41	56.0
26/12/2011 4:46	56.7
26/12/2011 4:51	58.1
26/12/2011 4:56	57.3
26/12/2011 5:01	56.4
26/12/2011 5:06	56.5
26/12/2011 5:11	56.0
26/12/2011 5:16	55.6
26/12/2011 5:21	60.1
26/12/2011 5:26	56.5
26/12/2011 5:31	56.3
26/12/2011 5:36	56.3
26/12/2011 5:41	57.1
26/12/2011 5:46	58.5
26/12/2011 5:51	57.1
26/12/2011 5:56	56.7
26/12/2011 6:01	57.1
26/12/2011 6:06	59.2
26/12/2011 6:11	57.7
26/12/2011 6:16	57.4
26/12/2011 6:21	57.7
26/12/2011 6:26	57.8
26/12/2011 6:31	58.5
26/12/2011 6:36	57.6
26/12/2011 6:41	60.3
26/12/2011 6:46	60.0
26/12/2011 6:51	59.7
26/12/2011 6:56	59.7
26/12/2011 23:01	61.1
26/12/2011 23:06	59.6
26/12/2011 23:11	60.3
26/12/2011 23:16	59.5
26/12/2011 23:21	58.5
26/12/2011 23:26	59.0
26/12/2011 23:31	59.1
26/12/2011 23:36	59.9
26/12/2011 23:41	58.9
26/12/2011 23:46	58.9
26/12/2011 23:51	59.3
26/12/2011 23:56	59.4
27/12/2011 0:01	59.3
27/12/2011 0:06	60.3
27/12/2011 0:11	60.4
27/12/2011 0:16	59.8
27/12/2011 0:21	60.0
27/12/2011 0:26	60.1
27/12/2011 0:31	60.3
27/12/2011 0:36	59.1
27/12/2011 0:41	59.6
27/12/2011 0:46	59.4
27/12/2011 0:51	59.6
27/12/2011 0:56	59.6
27/12/2011 1:01	59.9
27/12/2011 1:06	60.0
27/12/2011 1:11	60.1
27/12/2011 1:16	59.0
27/12/2011 1:21	58.8
27/12/2011 1:26	58.3
27/12/2011 1:31	59.2
27/12/2011 1:36	59.0
27/12/2011 1:41	58.5
27/12/2011 1:46	59.7
27/12/2011 1:51	58.0
27/12/2011 1:56	58.7
27/12/2011 2:01	59.0
27/12/2011 2:06	58.8
27/12/2011 2:11	58.4
27/12/2011 2:16	57.8
27/12/2011 2:21	57.5
27/12/2011 2:26	58.0
27/12/2011 2:31	57.8
27/12/2011 2:36	58.1
27/12/2011 2:41	57.5
27/12/2011 2:46	57.6
27/12/2011 2:51	58.2
27/12/2011 2:56	60.0
27/12/2011 3:01	57.4

27/12/2011 3:06	58.1
27/12/2011 3:11	57.3
27/12/2011 3:16	58.1
27/12/2011 3:21	57.6
27/12/2011 3:26	58.0
27/12/2011 3:31	57.4
27/12/2011 3:36	58.7
27/12/2011 3:41	57.2
27/12/2011 3:46	57.9
27/12/2011 3:51	56.4
27/12/2011 3:56	58.0
27/12/2011 4:01	57.0
27/12/2011 4:06	57.3
27/12/2011 4:11	57.3
27/12/2011 4:16	57.0
27/12/2011 4:21	56.5
27/12/2011 4:26	59.4
27/12/2011 4:31	56.9
27/12/2011 4:36	57.2
27/12/2011 4:41	57.2
27/12/2011 4:46	56.6
27/12/2011 4:51	57.9
27/12/2011 4:56	57.1
27/12/2011 5:01	57.8
27/12/2011 5:06	56.9
27/12/2011 5:11	57.4
27/12/2011 5:16	57.2
27/12/2011 5:21	57.6
27/12/2011 5:26	57.1
27/12/2011 5:31	57.6
27/12/2011 5:36	57.7
27/12/2011 5:41	60.1
27/12/2011 5:46	58.9
27/12/2011 5:51	59.2
27/12/2011 5:56	56.7
27/12/2011 6:01	58.6
27/12/2011 6:06	58.7
27/12/2011 6:11	58.8
27/12/2011 6:16	57.3
27/12/2011 6:21	58.5
27/12/2011 6:26	59.9
27/12/2011 6:31	59.0
27/12/2011 6:36	59.9
27/12/2011 6:41	60.0
27/12/2011 6:46	61.0
27/12/2011 6:51	60.5
27/12/2011 6:56	60.6
27/12/2011 23:01	61.5
27/12/2011 23:06	61.7
27/12/2011 23:11	62.0
27/12/2011 23:16	61.4
27/12/2011 23:21	61.3
27/12/2011 23:26	60.8
27/12/2011 23:31	60.8
27/12/2011 23:36	61.2
27/12/2011 23:41	62.2
27/12/2011 23:46	60.4
27/12/2011 23:51	60.4
27/12/2011 23:56	61.2

*Exceedance recorded during monitoring compliance check with NCO.

Real-time Noise Data RTN1 (FEHD Hong Kong Transport Section Whitefield Depot)

Normal Day 07:00-19:00

28/12/2011 7:01	63.1
28/12/2011 7:31	64.9
28/12/2011 8:01	65.5
28/12/2011 8:31	66.2
28/12/2011 9:01	66.2
28/12/2011 9:31	67.1
28/12/2011 10:01	66.8
28/12/2011 10:31	67.3
28/12/2011 11:01	66.9
28/12/2011 11:31	65.9
28/12/2011 12:01	64.3
28/12/2011 12:31	63.4
28/12/2011 13:01	66.3
28/12/2011 13:31	65.7
28/12/2011 14:01	66.9
28/12/2011 14:31	66.9
28/12/2011 15:01	67.2
28/12/2011 15:31	65.2
28/12/2011 16:01	66.7
28/12/2011 16:31	66.9
28/12/2011 17:01	67.0
28/12/2011 17:31	66.2
28/12/2011 18:01	63.5
28/12/2011 18:31	63.4
29/12/2011 7:01	65.0
29/12/2011 7:31	67.2
29/12/2011 8:01	67.2
29/12/2011 8:31	66.2
29/12/2011 9:01	67.4
29/12/2011 9:31	66.8
29/12/2011 10:01	67.4
29/12/2011 10:31	67.7
29/12/2011 11:01	67.5
29/12/2011 11:31	66.5
29/12/2011 12:01	64.3
29/12/2011 12:31	63.9
29/12/2011 13:01	68.9
29/12/2011 13:31	67.3
29/12/2011 14:01	66.0
29/12/2011 14:31	66.0
29/12/2011 15:01	66.4
29/12/2011 15:31	65.4
29/12/2011 16:01	66.5
29/12/2011 16:31	66.3
29/12/2011 17:01	66.5
29/12/2011 17:31	65.2
29/12/2011 18:01	64.1
29/12/2011 18:31	63.4
30/12/2011 7:01	63.1
30/12/2011 7:31	65.9
30/12/2011 8:01	67.5
30/12/2011 8:31	66.9
30/12/2011 9:01	66.2
30/12/2011 9:31	66.6
30/12/2011 10:01	66.4
30/12/2011 10:31	66.2
30/12/2011 11:01	66.2
30/12/2011 11:31	65.1
30/12/2011 12:01	64.1
30/12/2011 12:31	63.0
30/12/2011 13:01	66.5
30/12/2011 13:31	67.4
30/12/2011 14:01	67.1
30/12/2011 14:31	66.6
30/12/2011 15:01	67.4
30/12/2011 15:31	66.1
30/12/2011 16:01	67.0
30/12/2011 16:31	67.6
30/12/2011 17:01	66.7
30/12/2011 17:31	65.5
30/12/2011 18:01	64.6
30/12/2011 18:31	63.5
31/12/2011 7:01	62.4
31/12/2011 7:31	63.7
31/12/2011 8:01	65.9
31/12/2011 8:31	68.1
31/12/2011 9:01	68.3
31/12/2011 9:31	67.7
31/12/2011 10:01	67.8
31/12/2011 10:31	68.4
31/12/2011 11:01	67.8
31/12/2011 11:31	65.7
31/12/2011 12:01	63.8
31/12/2011 12:31	63.5
31/12/2011 13:01	66.8
31/12/2011 13:31	68.0
31/12/2011 14:01	67.5
31/12/2011 14:31	66.5
31/12/2011 15:01	67.3
31/12/2011 15:31	66.8
31/12/2011 16:01	67.5
31/12/2011 16:31	67.3
31/12/2011 17:01	66.7
31/12/2011 17:31	65.1
31/12/2011 18:01	63.8
31/12/2011 18:31	62.9
3/1/2012 7:01	63.5
3/1/2012 7:31	64.7
3/1/2012 8:01	65.8
3/1/2012 8:31	66.2
3/1/2012 9:01	67.3
3/1/2012 9:31	67.6
3/1/2012 10:01	67.6
3/1/2012 10:31	67.1
3/1/2012 11:01	67.1
3/1/2012 11:31	66.1
3/1/2012 12:01	64.8
3/1/2012 12:31	64.3
3/1/2012 13:01	66.7
3/1/2012 13:31	67.9
3/1/2012 14:01	67.1
3/1/2012 14:31	66.1
3/1/2012 15:01	66.4
3/1/2012 15:31	66.1
3/1/2012 16:01	66.2
3/1/2012 16:31	67.5
3/1/2012 17:01	66.4
3/1/2012 17:31	64.7
3/1/2012 18:01	64.7
3/1/2012 18:31	63.8
4/1/2012 7:01	63.7
4/1/2012 7:31	64.7
4/1/2012 8:01	64.9
4/1/2012 8:31	65.7
4/1/2012 9:01	66.6
4/1/2012 9:31	67.9
4/1/2012 10:01	67.8
4/1/2012 10:31	67.3
4/1/2012 11:01	67.8
4/1/2012 11:31	66.6
4/1/2012 12:01	65.0
4/1/2012 12:31	65.7
4/1/2012 13:01	66.6
4/1/2012 13:31	67.4
4/1/2012 14:01	67.8
4/1/2012 14:31	67.6
4/1/2012 15:01	67.5
4/1/2012 15:31	67.3
4/1/2012 16:01	67.8
4/1/2012 16:31	67.1
4/1/2012 17:01	67.2
4/1/2012 17:31	66.1
4/1/2012 18:01	66.1
4/1/2012 18:31	66.4
5/1/2012 7:01	63.8
5/1/2012 7:31	65.5
5/1/2012 8:01	65.2
5/1/2012 8:31	66.2
5/1/2012 9:01	66.4
5/1/2012 9:31	67.5
5/1/2012 10:01	68.4
5/1/2012 10:31	67.9
5/1/2012 11:01	68.5
5/1/2012 11:31	67.0
5/1/2012 12:01	64.9
5/1/2012 12:31	65.0
5/1/2012 13:01	67.8
5/1/2012 13:31	68.7
5/1/2012 14:01	68.3
5/1/2012 14:31	68.5
5/1/2012 15:01	68.1
5/1/2012 15:31	67.0
5/1/2012 16:01	67.7
5/1/2012 16:31	67.6
5/1/2012 17:01	68.5
5/1/2012 17:31	66.5
5/1/2012 18:01	65.4
5/1/2012 18:31	65.1
6/1/2012 7:01	63.8
6/1/2012 7:31	66.3
6/1/2012 8:01	66.9
6/1/2012 8:31	66.5
6/1/2012 9:01	67.0
6/1/2012 9:31	67.1
6/1/2012 10:01	68.2
6/1/2012 10:31	69.4
6/1/2012 11:01	67.5
6/1/2012 11:31	66.8
6/1/2012 12:01	64.8
6/1/2012 12:31	66.7
6/1/2012 13:01	67.6
6/1/2012 13:31	67.8
6/1/2012 14:01	66.9
6/1/2012 14:31	66.8
6/1/2012 15:01	67.6
6/1/2012 15:31	68.5
6/1/2012 16:01	67.6
6/1/2012 16:31	68.8
6/1/2012 17:01	70.0
6/1/2012 17:31	65.9
6/1/2012 18:01	65.7
6/1/2012 18:31	63.9
7/1/2012 7:01	63.0
7/1/2012 7:31	65.2
7/1/2012 8:01	67.6
7/1/2012 8:31	69.0
7/1/2012 9:01	68.5
7/1/2012 9:31	67.6
7/1/2012 10:01	69.4
7/1/2012 10:31	68.4
7/1/2012 11:01	67.8
7/1/2012 11:31	67.7
7/1/2012 12:01	64.8
7/1/2012 12:31	65.9
7/1/2012 13:01	67.6
7/1/2012 13:31	67.6
7/1/2012 14:01	67.3
7/1/2012 14:31	67.2
7/1/2012 15:01	68.1
7/1/2012 15:31	66.4
7/1/2012 16:01	66.7
7/1/2012 16:31	66.6
7/1/2012 17:01	67.3
7/1/2012 17:31	66.0
7/1/2012 18:01	64.3
7/1/2012 18:31	64.0
9/1/2012 7:01	63.5
9/1/2012 7:31	65.2
9/1/2012 8:01	66.0
9/1/2012 8:31	66.2
9/1/2012 9:01	66.9
9/1/2012 9:31	67.2
9/1/2012 10:01	68.3
9/1/2012 10:31	68.1
9/1/2012 11:01	68.5
9/1/2012 11:31	68.4
9/1/2012 12:01	65.1
9/1/2012 12:31	64.3
9/1/2012 13:01	68.1
9/1/2012 13:31	69.1
9/1/2012 14:01	69.5
9/1/2012 14:31	68.6
9/1/2012 15:01	68.3
9/1/2012 15:31	67.4
9/1/2012 16:01	68.0
9/1/2012 16:31	68.2
9/1/2012 17:01	67.4
9/1/2012 17:31	66.4
9/1/2012 18:01	66.1
9/1/2012 18:31	65.9
10/1/2012 7:01	64.0
10/1/2012 7:31	66.3
10/1/2012 8:01	66.9
10/1/2012 8:31	67.4
10/1/2012 9:01	67.9
10/1/2012 9:31	67.6
10/1/2012 10:01	68.8
10/1/2012 10:31	68.8
10/1/2012 11:01	68.3
10/1/2012 11:31	66.7
10/1/2012 12:01	64.7
10/1/2012 12:31	65.7
10/1/2012 13:01	68.0
10/1/2012 13:31	68.2
10/1/2012 14:01	67.6
10/1/2012 14:31	67.2
10/1/2012 15:01	68.1
10/1/2012 15:31	68.9
10/1/2012 16:01	67.6
10/1/2012 16:31	68.5
10/1/2012 17:01	68.1
10/1/2012 17:31	67.8
10/1/2012 18:01	67.6
10/1/2012 18:31	65.9
11/1/2012 7:01	63.6
11/1/2012 7:31	66.0
11/1/2012 8:01	66.7
11/1/2012 8:31	66.7
11/1/2012 9:01	67.1
11/1/2012 9:31	67.7
11/1/2012 10:01	68.5
11/1/2012 10:31	68.8
11/1/2012 11:01	68.2
11/1/2012 11:31	67.3
11/1/2012 12:01	65.0
11/1/2012 12:31	65.6
11/1/2012 13:01	68.1
11/1/2012 13:31	68.5
11/1/2012 14:01	68.2
11/1/2012 14:31	67.8
11/1/2012 15:01	68.1
11/1/2012 15:31	68.1
11/1/2012 16:01	67.8
11/1/2012 16:31	68.5
11/1/2012 17:01	68.4
11/1/2012 17:31	66.8
11/1/2012 18:01	66.6
11/1/2012 18:31	65.3
12/1/2012 7:01	63.5
12/1/2012 7:31	65.8
12/1/2012 8:01	67.1
12/1/2012 8:31	67.5
12/1/2012 9:01	68.2
12/1/2012 9:31	68.5
12/1/2012 10:01	68.6
12/1/2012 10:31	68.7
12/1/2012 11:01	68.6
12/1/2012 11:31	67.2
12/1/2012 12:01	65.3
12/1/2012 12:31	65.5
12/1/2012 13:01	68.6
12/1/2012 13:31	68.8
12/1/2012 14:01	68.2
12/1/2012 14:31	68.3
12/1/2012 15:01	68.5
12/1/2012 15:31	67.2
12/1/2012 16:01	68.1
12/1/2012 16:31	68.4
12/1/2012 17:01	67.4
12/1/2012 17:31	66.8
12/1/2012 18:01	66.8
12/1/2012 18:31	65.2
13/1/2012 7:01	63.4
13/1/2012 7:31	65.7
13/1/2012 8:01	66.9
13/1/2012 8:31	68.3
13/1/2012 9:01	68.7
13/1/2012 9:31	69.1
13/1/2012 10:01	68.8
13/1/2012 10:31	68.9
13/1/2012 11:01	68.3
13/1/2012 11:31	67.4
13/1/2012 12:01	64.9
13/1/2012 12:31	65.4
13/1/2012 13:01	68.0
13/1/2012 13:31	68.3
13/1/2012 14:01	67.2
13/1/2012 14:31	66.0
13/1/2012 15:01	67.2
13/1/2012 15:31	67.2
13/1/2012 16:01	67.2
13/1/2012 16:31	66.8
13/1/2012 17:01	66.2
13/1/2012 17:31	64.8
13/1/2012 18:01	63.9
13/1/2012 18:31	63.0
16/1/2012 7:01	62.8
16/1/2012 7:31	65.2
16/1/2012 8:01	65.0
16/1/2012 8:31	66.1
16/1/2012 9:01	66.5
16/1/2012 9:31	66.3
16/1/2012 10:01	67.2
16/1/2012 10:31	67.6
16/1/2012 11:01	67.4
16/1/2012 11:31	66.2
16/1/2012 12:01	64.8
16/1/2012 12:31	64.9
16/1/2012 13:01	67.2
16/1/2012 13:31	67.4
16/1/2012 14:01	67.7
16/1/2012 14:31	67.9
16/1/2012 15:01	67.4
16/1/2012 15:31	67.5
16/1/2012 16:01	67.3
16/1/2012 16:31	66.1
16/1/2012 17:01	65.8
16/1/2012 17:31	65.9
16/1/2012 18:01	65.4
16/1/2012 18:31	63.5
17/1/2012 7:01	63.9
17/1/2012 7:31	65.8
17/1/2012 8:01	66.0
17/1/2012 8:31	66.0
17/1/2012 9:01	66.9
17/1/2012 9:31	67.1
17/1/2012 10:01	67.6
17/1/2012 10:31	67.8
17/1/2012 11:01	68.6
17/1/2012 11:31	67.8
17/1/2012 12:01	63.9
17/1/2012 12:31	63.6
17/1/2012 13:01	67.9
17/1/2012 13:31	68.5
17/1/2012 14:01	67.7
17/1/2012 14:31	67.8
17/1/2012 15:01	67.8
17/1/2012 15:31	67.4
17/1/2012 16:01	66.8
17/1/2012 16:31	66.7
17/1/2012 17:01	67.4
17/1/2012 17:31	67.6
17/1/2012 18:01	64.9
17/1/2012 18:31	63.5
18/1/2012 7:01	63.3
18/1/2012 7:31	65.0
18/1/2012 8:01	66.0
18/1/2012 8:31	67.4
18/1/2012 9:01	68.1
18/1/2012 9:31	67.1
18/1/2012 10:01	66.6
18/1/2012 10:31	67.8
18/1/2012 11:01	68.9
18/1/2012 11:31	66.7
18/1/2012 12:01	64.5
18/1/2012 12:31	64.4
18/1/2012 13:01	67.8
18/1/2012 13:31	68.1
18/1/2012 14:01	69.0
18/1/2012 14:31	68.2
18/1/2012 15:01	70.2
18/1/2012 15:31	67.2
18/1/2012 16:01	70.7
18/1/2012 16:31	71.0
18/1/2012 17:01	69.2
18/1/2012 17:31	70.3
18/1/2012 18:01	66.6
18/1/2012 18:31	66.0
19/1/2012 7:01	63.5
19/1/2012 7:31	66.1
19/1/2012 8:01	66.0
19/1/2012 8:31	67.1
19/1/2012 9:01	67.6
19/1/2012 9:31	68.0
19/1/2012 10:01	69.3
19/1/2012 10:31	68.3
19/1/2012 11:01	67.7
19/1/2012 11:31	66.0
19/1/2012 12:01	63.0
19/1/2012 12:31	68.4
19/1/2012 13:01	70.4
19/1/2012 13:31	68.1
19/1/2012 14:01	69.1
19/1/2012 14:31	67.3
19/1/2012 15:01	68.7
19/1/2012 15:31	70.0
19/1/2012 16:01	67.2
19/1/2012 16:31	67.1
19/1/2012 17:01	67.1
19/1/2012 17:31	68.8
19/1/2012 18:01	65.5
19/1/2012 18:31	64.7
20/1/2012 7:01	63.0
20/1/2012 7:31	64.3
20/1/2012 8:01	65.5
20/1/2012 8:31	69.6
20/1/2012 9:01	68.3
20/1/2012 9:31	69.2
20/1/2012 10:01	67.7
20/1/2012 10:31	68.6
20/1/2012 11:01	68.6
20/1/2012 11:31	71.4
20/1/2012 12:01	69.1
20/1/2012 12:31	66.3
20/1/2012 13:01	65.9
20/1/2012 13:31	69.0
20/1/2012 14:01	70.4
20/1/2012 14:31	70.6
20/1/2012 15:01	70.6
20/1/2012 15:31	71.3
20/1/2012 16:01	69.8
20/1/2012 16:31	70.8
20/1/2012 17:01	70.9
20/1/2012 17:31	70.3
20/1/2012 18:01	70.1
20/1/2012 18:31	66.8
21/1/2012 7:01	64.4
21/1/2012 7:31	66.2
21/1/2012 8:01	66.3
21/1/2012 8:31	66.5
21/1/2012 9:01	68.0
21/1/2012 9:31	69.8
21/1/2012 10:01	71.3
21/1/2012 10:31	71.5
21/1/2012 11:01	71.2
21/1/2012 11:31	66.5
21/1/2012 12:01	70.7
21/1/2012 12:31	66.2
21/1/2012 13:01	64.7
21/1/2012 13:31	68.8
21/1/2012 14:01	69.5
21/1/2012 14:31	70.8
21/1/2012 15:01	62.5
21/1/2012 15:31	70.7
21/1/2012 16:01	69.8
21/1/2012 16:31	69.2
21/1/2012 17:01	66.6
21/1/2012 17:31	70.3
21/1/2012 18:01	68.5
21/1/2012 18:31	68.3
26/1/2012 7:01	65.3
26/1/2012 7:31	65.5
26/1/2012 8:01	65.4
26/1/2012 8:31	65.2
26/1/2012 9:01	64.9
26/1/2012 9:31	65.4
26/1/2012 10:01	65.8
26/1/2012 10:31	65.4
26/1/2012 11:01	65.2
26/1/2012 11:31	65.0
26/1/2012 12:01	64.7
26/1/2012 12:31	64.6
26/1/2012 13:01	65.3
26/1/2012 13:31	66.3
26/1/2012 14:01	65.5
26/1/2012 14:31	65.1
26/1/2012 15:01	64.9
26/1/2012 15:31	65.0
26/1/2012 16:01	64.7
26/1/2012 16:31	64.9
26/1/2012 17:01	64.4
26/1/2012 17:31	65.2
26/1/2012 18:01	64.6
26/1/2012 18:31	64.2
27/1/2012 7:01	62.9
27/1/2012 7:31	64.6
27/1/2012 8:01	65.1
27/1/2012 8:31	65.5
27/1/2012 9:01	67.2
27/1/2012 9:31	67.2
27/1/2012 10:01	66.7
27/1/2012 10:31	65.9
27/1/2012 11:01	67.3
27/1/2012 11:31	65.1
27/1/2012 12:01	65.4
27/1/2012 12:31	66.8
27/1/2012 13:01	65.3
27/1/2012 13:31	66.1
27/1/2012 14:01	69.3
27/1/2012 14:31	70.0
27/1/2012 15:01	68.7
27/1/2012 15:31	68.9
27/1/2012 16:01	70.2
27/1/2012 16:31	68.9
27/1/2012 17:01	68.9
27/1/2012 17:31	68.7
27/1/2012 18:01	70.3
27/1/2012 18:31	68.1

Normal Day 19:00-23:00, Sunday & Holiday 07:00-23:00

28/12/2011 19:01	63.4
28/12/2011 19:06	63.2
28/12/2011 19:11	63.7
28/12/2011 19:16	63.8
28/12/2011 19:21	63.7
28/12/2011 19:26	62.9
28/12/2011 19:31	62.6
28/12/2011 19:36	62.7
28/12/2011 19:41	62.1
28/12/2011 19:46	63.6
28/12/2011 19:51	63.0
28/12/2011 19:56	63.3
28/12/2011 20:01	63.2
28/12/2011 20:06	63.4
28/12/2011 20:11	62.6
28/12/2011 20:16	63.3
28/12/2011 20:21	66.1
28/12/2011 20:26	62.2
28/12/2011 20:31	62.9
28/12/2011 20:36	63.2
28/12/2011 20:41	62.4
28/12/2011 20:46	62.3
28/12/2011 20:51	62.4
28/12/2011 20:56	62.3
28/12/2011 21:01	61.8
28/12/2011 21:06	63.0
28/12/2011 21:11	62.2
28/12/2011 21:16	61.9
28/12/2011 21:21	61.6
28/12/2011 21:26	61.9
28/12/2011 21:31	62.1
28/12/2011 21:36	62.3
28/12/2011 21:41	62.2
28/12/2011 21:46	62.6
28/12/2011 21:51	62.5
28/12/2011 21:56	61.9
28/12/2011 22:01	61.4
28/12/2011 22:06	61.5
28/12/2011 22:11	62.3
28/12/2011 22:16	63.1
28/12/2011 22:21	61.7
28/12/2011 22:26	62.4
28/12/2011 22:31	61.8
28/12/2011 22:36	63.0
28/12/2011 22:41	62.7
28/12/2011 22:46	61.8
28/12/2011 22:51	61.9
28/12/2011 22:56	61.7
29/12/2011 19:01	63.8
29/12/2011 19:06	66.1
29/12/2011 19:11	62.9
29/12/2011 19:16	62.9
29/12/2011 19:21	63.1
29/12/2011 19:26	63.4
29/12/2011 19:31	64.0
29/12/2011 19:36	64.0
29/12/2011 19:41	63.3
29/12/2011 19:46	63.4
29/12/2011 19:51	63.4
29/12/2011 19:56	63.3
29/12/2011 20:01	63.1
29/12/2011 20:06	63.2
29/12/2011 20:11	64.9
29/12/2011 20:16	62.9
29/12/2011 20:21	63.0
29/12/2011 20:26	63.9
29/12/2011 20:31	62.2
29/12/2011 20:36	63.0
29/12/2011 20:41	62.3
29/12/2011 20:46	62.3
29/12/2011 20:51	62.3
29/12/2011 20:56	62.9
29/12/2011 21:01	62.6
29/12/2011 21:06	62.6
29/12/2011 21:11	62.2
29/12/2011 21:16	62.7
29/12/2011 21:21	62.7
29/12/2011 21:26	63.3
29/12/2011 21:31	63.2
29/12/2011 21:36	62.2
29/12/2011 21:41	62.6
29/12/2011 21:46	62.2
29/12/2011 21:51	62.8
29/12/2011 21:56	62.4
29/12/2011 22:01	62.3
29/12/2011 22:06	61.8
29/12/2011 22:11	62.1
29/12/2011 22:16	63.7
29/12/2011 22:21	62.8
29/12/2011 22:26	62.1
29/12/2011 22:31	63.6
29/12/2011 22:36	62.0
29/12/2011 22:41	61.8
29/12/2011 22:46	62.0
29/12/2011 22:51	61.7
29/12/2011 22:56	62.3
30/12/2011 19:01	62.6
30/12/2011 19:06	62.2
30/12/2011 19:11	61.1
30/12/2011 19:16	60.9
30/12/2011 19:21	60.7
30/12/2011 19:26	60.3
30/12/2011 19:31	61.5
30/12/2011 19:36	61.3

Real-time Noise Data RTN1 (FEHD Hong Kong Transport Section Whitefield Depot)

30/12/2011 19:41	63.0	1/1/2012 8:51	63.4	1/1/2012 18:01	62.3	2/1/2012 11:11	64.3	2/1/2012 20:21	61.8	4/1/2012 21:31	63.0
30/12/2011 19:46	62.3	1/1/2012 8:56	62.5	1/1/2012 18:06	61.4	2/1/2012 11:16	63.9	2/1/2012 20:26	61.4	4/1/2012 21:36	63.2
30/12/2011 19:51	63.5	1/1/2012 9:01	62.6	1/1/2012 18:11	61.1	2/1/2012 11:21	63.1	2/1/2012 20:31	62.2	4/1/2012 21:41	63.1
30/12/2011 19:56	64.7	1/1/2012 9:06	63.3	1/1/2012 18:16	61.1	2/1/2012 11:26	63.8	2/1/2012 20:36	62.8	4/1/2012 21:46	62.9
30/12/2011 20:01	63.4	1/1/2012 9:11	63.6	1/1/2012 18:21	62.0	2/1/2012 11:31	63.2	2/1/2012 20:41	62.1	4/1/2012 21:51	64.0
30/12/2011 20:06	63.1	1/1/2012 9:16	62.4	1/1/2012 18:26	61.6	2/1/2012 11:36	63.8	2/1/2012 20:46	62.8	4/1/2012 21:56	62.7
30/12/2011 20:11	63.1	1/1/2012 9:21	62.6	1/1/2012 18:31	61.2	2/1/2012 11:41	65.5	2/1/2012 20:51	62.3	4/1/2012 22:01	62.6
30/12/2011 20:16	63.0	1/1/2012 9:26	62.5	1/1/2012 18:36	60.7	2/1/2012 11:46	63.6	2/1/2012 20:56	61.7	4/1/2012 22:06	63.2
30/12/2011 20:21	63.1	1/1/2012 9:31	62.9	1/1/2012 18:41	60.9	2/1/2012 11:51	62.6	2/1/2012 21:01	61.7	4/1/2012 22:11	63.3
30/12/2011 20:26	62.8	1/1/2012 9:36	63.0	1/1/2012 18:46	61.3	2/1/2012 11:56	62.3	2/1/2012 21:06	61.6	4/1/2012 22:16	62.7
30/12/2011 20:31	62.9	1/1/2012 9:41	63.1	1/1/2012 18:51	61.8	2/1/2012 12:01	62.0	2/1/2012 21:11	61.5	4/1/2012 22:21	63.0
30/12/2011 20:36	62.2	1/1/2012 9:46	62.2	1/1/2012 18:56	62.0	2/1/2012 12:06	61.8	2/1/2012 21:16	61.9	4/1/2012 22:26	62.6
30/12/2011 20:41	63.0	1/1/2012 9:51	62.7	1/1/2012 19:01	62.7	2/1/2012 12:11	62.7	2/1/2012 21:21	61.9	4/1/2012 22:31	63.5
30/12/2011 20:46	62.8	1/1/2012 9:56	63.7	1/1/2012 19:06	62.2	2/1/2012 12:16	63.6	2/1/2012 21:26	61.6	4/1/2012 22:36	63.0
30/12/2011 20:51	62.3	1/1/2012 10:01	62.3	1/1/2012 19:11	61.9	2/1/2012 12:21	63.0	2/1/2012 21:31	62.2	4/1/2012 22:41	63.3
30/12/2011 20:56	62.4	1/1/2012 10:06	64.0	1/1/2012 19:16	62.3	2/1/2012 12:26	64.4	2/1/2012 21:36	62.3	4/1/2012 22:46	63.0
30/12/2011 21:01	63.2	1/1/2012 10:11	63.4	1/1/2012 19:21	62.7	2/1/2012 12:31	63.8	2/1/2012 21:41	61.9	4/1/2012 22:51	63.1
30/12/2011 21:06	62.3	1/1/2012 10:16	63.1	1/1/2012 19:26	62.8	2/1/2012 12:36	63.1	2/1/2012 21:46	62.1	4/1/2012 22:56	62.2
30/12/2011 21:11	62.1	1/1/2012 10:21	63.0	1/1/2012 19:31	61.9	2/1/2012 12:41	62.8	2/1/2012 21:51	62.1	5/1/2012 19:01	65.0
30/12/2011 21:16	62.7	1/1/2012 10:26	63.3	1/1/2012 19:36	63.4	2/1/2012 12:46	63.2	2/1/2012 21:56	62.3	5/1/2012 19:06	64.6
30/12/2011 21:21	62.4	1/1/2012 10:31	63.9	1/1/2012 19:41	62.5	2/1/2012 12:51	62.4	2/1/2012 22:01	61.8	5/1/2012 19:11	64.4
30/12/2011 21:26	62.1	1/1/2012 10:36	62.9	1/1/2012 19:46	62.1	2/1/2012 12:56	63.0	2/1/2012 22:06	61.7	5/1/2012 19:16	64.2
30/12/2011 21:31	62.3	1/1/2012 10:41	62.9	1/1/2012 19:51	62.4	2/1/2012 13:01	62.9	2/1/2012 22:11	62.5	5/1/2012 19:21	64.9
30/12/2011 21:36	61.9	1/1/2012 10:46	62.9	1/1/2012 19:56	61.3	2/1/2012 13:06	63.1	2/1/2012 22:16	62.1	5/1/2012 19:26	64.7
30/12/2011 21:41	62.7	1/1/2012 10:51	64.0	1/1/2012 20:01	61.7	2/1/2012 13:11	62.9	2/1/2012 22:21	62.3	5/1/2012 19:31	64.5
30/12/2011 21:46	62.8	1/1/2012 10:56	63.5	1/1/2012 20:06	61.3	2/1/2012 13:16	63.9	2/1/2012 22:26	61.4	5/1/2012 19:36	64.8
30/12/2011 21:51	62.5	1/1/2012 11:01	64.4	1/1/2012 20:11	61.7	2/1/2012 13:21	65.2	2/1/2012 22:31	60.7	5/1/2012 19:41	64.2
30/12/2011 21:56	62.3	1/1/2012 11:06	62.9	1/1/2012 20:16	63.1	2/1/2012 13:26	63.6	2/1/2012 22:36	61.6	5/1/2012 19:46	64.1
30/12/2011 22:01	62.2	1/1/2012 11:11	66.2	1/1/2012 20:21	62.3	2/1/2012 13:31	64.0	2/1/2012 22:41	61.7	5/1/2012 19:51	63.7
30/12/2011 22:06	62.4	1/1/2012 11:16	65.5	1/1/2012 20:26	61.7	2/1/2012 13:36	63.4	2/1/2012 22:46	61.8	5/1/2012 19:56	64.4
30/12/2011 22:11	61.9	1/1/2012 11:21	64.5	1/1/2012 20:31	62.1	2/1/2012 13:41	62.7	2/1/2012 22:51	62.4	5/1/2012 20:01	64.1
30/12/2011 22:16	62.3	1/1/2012 11:26	64.3	1/1/2012 20:36	62.0	2/1/2012 13:46	63.4	2/1/2012 22:56	61.8	5/1/2012 20:06	63.6
30/12/2011 22:21	61.5	1/1/2012 11:31	63.4	1/1/2012 20:41	61.5	2/1/2012 13:51	62.9	3/1/2012 19:01	63.6	5/1/2012 20:11	64.8
30/12/2011 22:26	62.6	1/1/2012 11:36	63.4	1/1/2012 20:46	61.6	2/1/2012 13:56	62.9	3/1/2012 19:06	63.8	5/1/2012 20:16	63.9
30/12/2011 22:31	62.4	1/1/2012 11:41	63.5	1/1/2012 20:51	61.6	2/1/2012 14:01	63.9	3/1/2012 19:11	63.3	5/1/2012 20:21	64.0
30/12/2011 22:36	62.7	1/1/2012 11:46	63.2	1/1/2012 20:56	61.5	2/1/2012 14:06	64.6	3/1/2012 19:16	63.6	5/1/2012 20:26	63.8
30/12/2011 22:41	61.9	1/1/2012 11:51	62.8	1/1/2012 21:01	62.3	2/1/2012 14:11	63.5	3/1/2012 19:21	63.8	5/1/2012 20:31	64.4
30/12/2011 22:46	62.0	1/1/2012 11:56	63.3	1/1/2012 21:06	61.1	2/1/2012 14:16	63.8	3/1/2012 19:26	63.7	5/1/2012 20:36	64.4
30/12/2011 22:51	61.8	1/1/2012 12:01	63.2	1/1/2012 21:11	61.1	2/1/2012 14:21	63.0	3/1/2012 19:31	63.7	5/1/2012 20:41	64.1
30/12/2011 22:56	61.9	1/1/2012 12:06	63.3	1/1/2012 21:16	61.4	2/1/2012 14:26	62.4	3/1/2012 19:36	63.5	5/1/2012 20:46	64.0
31/12/2011 19:01	62.8	1/1/2012 12:11	62.9	1/1/2012 21:21	61.4	2/1/2012 14:31	62.4	3/1/2012 19:41	64.2	5/1/2012 20:51	64.4
31/12/2011 19:06	62.0	1/1/2012 12:16	62.5	1/1/2012 21:26	61.1	2/1/2012 14:36	62.8	3/1/2012 19:46	63.4	5/1/2012 20:56	64.6
31/12/2011 19:11	62.7	1/1/2012 12:21	62.0	1/1/2012 21:31	61.3	2/1/2012 14:41	62.7	3/1/2012 19:51	63.6	5/1/2012 21:01	64.9
31/12/2011 19:16	62.9	1/1/2012 12:26	62.3	1/1/2012 21:36	61.8	2/1/2012 14:46	62.6	3/1/2012 19:56	63.4	5/1/2012 21:06	64.7
31/12/2011 19:21	62.1	1/1/2012 12:31	62.1	1/1/2012 21:41	61.4	2/1/2012 14:51	62.8	3/1/2012 20:01	63.5	5/1/2012 21:11	64.4
31/12/2011 19:26	63.5	1/1/2012 12:36	62.7	1/1/2012 21:46	61.6	2/1/2012 14:56	62.7	3/1/2012 20:06	63.4	5/1/2012 21:16	64.3
31/12/2011 19:31	63.2	1/1/2012 12:41	62.5	1/1/2012 21:51	62.1	2/1/2012 15:01	62.8	3/1/2012 20:11	64.4	5/1/2012 21:21	64.5
31/12/2011 19:36	63.3	1/1/2012 12:46	62.0	1/1/2012 21:56	62.7	2/1/2012 15:06	62.7	3/1/2012 20:16	64.5	5/1/2012 21:26	64.1
31/12/2011 19:41	62.5	1/1/2012 12:51	62.0	1/1/2012 22:01	61.7	2/1/2012 15:11	63.0	3/1/2012 20:21	63.7	5/1/2012 21:31	63.7
31/12/2011 19:46	62.7	1/1/2012 12:56	62.3	1/1/2012 22:06	61.8	2/1/2012 15:16	63.3	3/1/2012 20:26	65.0	5/1/2012 21:36	63.7
31/12/2011 19:51	62.4	1/1/2012 13:01	62.1	1/1/2012 22:11	61.7	2/1/2012 15:21	63.2	3/1/2012 20:31	63.0	5/1/2012 21:41	63.3
31/12/2011 19:56	62.2	1/1/2012 13:06	62.5	1/1/2012 22:16	61.4	2/1/2012 15:26	63.7	3/1/2012 20:36	63.1	5/1/2012 21:46	63.4
31/12/2011 20:01	62.6	1/1/2012 13:11	62.5	1/1/2012 22:21	61.3	2/1/2012 15:31	62.6	3/1/2012 20:41	63.4	5/1/2012 21:51	63.4
31/12/2011 20:06	62.1	1/1/2012 13:16	62.1	1/1/2012 22:26	61.7	2/1/2012 15:36	62.2	3/1/2012 20:46	63.9	5/1/2012 21:56	63.4
31/12/2011 20:11	62.9	1/1/2012 13:21	62.6	1/1/2012 22:31	61.2	2/1/2012 15:41	62.9	3/1/2012 20:51	63.1	5/1/2012 22:01	63.7
31/12/2011 20:16	63.3	1/1/2012 13:26	62.6	1/1/2012 22:36	61.7	2/1/2012 15:46	63.2	3/1/2012 20:56	63.3	5/1/2012 22:06	62.8
31/12/2011 20:21	62.7	1/1/2012 13:31	62.1	1/1/2012 22:41	61.5	2/1/2012 15:51	62.4	3/1/2012 21:01	63.1	5/1/2012 22:11	63.2
31/12/2011 20:26	62.5	1/1/2012 13:36	62.9	1/1/2012 22:46	61.9	2/1/2012 15:56	62.6	3/1/2012 21:06	62.9	5/1/2012 22:16	63.3
31/12/2011 20:31	62.4	1/1/2012 13:41	62.2	1/1/2012 22:51	62.8	2/1/2012 16:01	62.9	3/1/2012 21:11	63.0	5/1/2012 22:21	63.4
31/12/2011 20:36	62.7	1/1/2012 13:46	62.2	1/1/2012 22:56	61.4	2/1/2012 16:06	61.9	3/1/2012 21:16	63.4	5/1/2012 22:26	64.4
31/12/2011 20:41	61.6	1/1/2012 13:51	63.0	2/1/2012 7:01	59.1	2/1/2012 16:11	62.8	3/1/2012 21:21	63.3	5/1/2012 22:31	63.3
31/12/2011 20:46	62.0	1/1/2012 13:56	62.1	2/1/2012 7:06	59.7	2/1/2012 16:16	63.1	3/1/2012 21:26	63.3	5/1/2012 22:36	63.0
31/12/2011 20:51	62.1	1/1/2012 14:01	62.2	2/1/2012 7:11	59.9	2/1/2012 16:21	63.7	3/1/2012 21:31	63.1	5/1/2012 22:41	63.0
31/12/2011 20:56	61.4	1/1/2012 14:06	65.1	2/1/2012 7:16	59.2	2/1/2012 16:26	63.7	3/1/2012 21:36	62.9	5/1/2012 22:46	62.3
31/12/2011 21:01	61.8	1/1/2012 14:11	61.8	2/1/2012 7:21	59.7	2/1/2012 16:31	63.4	3/1/2012 21:41	63.4	5/1/2012 22:51	62.9
31/12/2011 21:06	61.9	1/1/2012 14:16	62.6	2/1/2012 7:26	60.3	2/1/2012 16:36	63.7	3/1/2012 21:46	63.3	5/1/2012 22:56	63.2
31/12/2011 21:11	61.2	1/1/2012 14:21	61.7	2/1/2012 7:31	59.2	2/1/2012 16:41	63.7	3/1/2012 21:51	63.2	6/1/2012 19:01	62.8
31/12/2011 21:16	64.0	1/1/2012 14:26	62.5	2/1/2012 7:36	60.7	2/1/2012 16:46	63.5	3/1/2012 21:56	63.8	6/1/2012 19:06	63.5
31/12/2011 21:21	61.3	1/1/2012 14:31	63.3	2/1/2012 7:41	61.6	2/1/2012 16:51	63.4	3/1/2012 22:01	63.3	6/1/2012 19:11	64.4
31/12/2011 21:26	62.0	1/1/2012 14:36	62.2	2/1/2012 7:46	67.3	2/1/2012 16:56	64.0	3/1/2012 22:06	63.0	6/1/2012 19:16	64.3
31/12/2011 21:31	63.0	1/1/2012 14:41	62.0	2/1/2012 7:51	62.0	2/1/2012 17:01	63.8	3/1/2012 22:11	63.1	6/1/2012 19:21	64.6
31/12/2011 21:36	61.6	1/1/2012 14:46	62.8	2/1/2012 7:56	59.5	2/1/2012 17:06	63.5	3/1/2012 22:16	63.7	6/1/2012 19:26	64.9
31/12/2011 21:41	62.0	1/1/2012 14:51	62.5	2/1/2012 8:01	60.2	2/1/2012 17:11	63.3	3/1/2012 22:21	63.0	6/1/2012 19:31	64.8
31/12/2011 21:46	61.8	1/1/2012 14:56	63.0	2/1/2012 8:06	61.2	2/1/2012 17:16	62.6	3/1/2012 22:26	63.4	6/1/2012 19:36	65.3
31/12/2011 21:51	61.9	1/1/2012 15:01	62.4	2/1/2012 8:11	61.1	2/1/2012 17:21	63.1	3/1/2012 22:31	63.1	6/1/2012 19:41	65.7
31/12/2011 21:56	62.6	1/1/2012 15:06	62.7	2/1/2012 8:16	62.0	2/1/2012 17:26	62.8	3/1/2012 22:36	62.6	6/1/2012 19:46	65.4
31/12/2011 22:01	62.1	1/1/2012 15:11	62.4	2/1/2012 8:21	61.7	2/1/2012 17:31	63.1	3/1/2012 22:41	62.1	6/1/2012 19:51	65.3
31/12/2011 22:06	61.5	1/1/2012 15:16	63.5	2/1/2012 8:26	61.0	2/1/2012 17:36	62.1	3/1/2012 22:46	62.8	6/1/2012 19:56	65.5
31/12/2011 22:11	62.3	1/1/2012 15:21	62.6	2/1/2012 8:31	63.6	2/1/2012 17:41	63.3	3/1/2012 22:51	62.1	6/1/2012 20:01	65.1
31/12/2011 22:16	61.7	1/1/2012 15:26	62.1	2/1/2012 8:36	62.7	2/1/2012 17:46	64.4	3/1/2012 22:56	62.0	6/1/2012 20:06	65.8
31/12/2011 22:21	63.4	1/1/2012 15:31	62.0	2/1/2012 8:41	62.2	2/1/2012 17:51	62.4	4/1/2012 19:01	65.4	6/1/2012 20:11	65.2
31/12/2011 22:26	61.8	1/1/2012 15:36	62.4	2/1/2012 8:46	62.5	2/1/2012 17:56	62.0	4/1/2012 19:06	64.9	6/1/2012 20:16	64.7
31/12/2011 22:31	62.8	1/1/2012 15:41	62.5	2/1/2012 8:51	63.3	2/1/2012 18:01	62.3	4/1/2012 19:11	64.7	6/1/2012 20:21	65.3
31/12/2011 22:36	62.4	1/1/2012 15:46	62.3	2/1/2012 8:56	62.1	2/1/2012 18:06	62.3	4/1/2012 19:16	65.1	6/1/2012 20:26	64.8
31/12/2011 22:41	63.0	1/1/2012 15:51	62.5	2/1/2012 9:01	63.1	2/1/2012 18:11	61.7	4/1/2012 19:21	64.8	6/1/2012 20:31	64.2
31/12/2011 22:46	62.5	1/1/2012 15:56	62.9	2/1/2012 9:06	62.6	2/1/2012 18:16	62.4	4/1/2012 19:26	64.7	6/1/2012 20:36	63.5
31/12/2011 22:51	62.8	1/1/2012 16:01	62.2	2/1/2012 9:11	62.4	2/1/2012 18:21	62.2	4/1/2012 19:31	64.9	6/1/2012 20:41	62.1
31/12/2011 22:56	61.8	1/1/2012 16:06	62.2	2/1/2012 9:16	63.3	2/1/2012 18:26	62.6	4/1/2012 19:36	64.2	6/1/2012 20:46	64.4
1/1/2012 7:01	60.0	1/1/2012 16:11	62.5	2/1/2012 9:21	62.2	2/1/2012 18:31	62.5	4/1/2012 19:41	64.2	6/1/2012 20:51	63.1
1/1/2012 7:06	60.7	1/1/2012 16:16	62.5	2/1/2012 9:26	62.9	2/1/2012 18:36	62.1	4/1/2012 19:46	64.2	6/1/2012 20:56	63.1
1/1/2012 7:11	60.8	1/1/2012 16:21	62.1	2/1/2012 9:31	63.3	2/1/2012 18:41	62.0	4/1/2012 19:51	64.4	6/1/2012 21:01	62.9
1/1/2012 7:16	60.5	1/1/2012 16:26	62.6	2/1/2012 9:36	62.8	2/1/2012 18:46	62.4	4/1/2012 19:56	63.9	6/1/2012 21:06	63.3
1/1/2012 7:21	61.0	1/1/2012 16:31	62.7	2/1/2012 9:41	63.3	2/1/2012 18:51	61.7	4/1/2012 20:01	64.1	6/1/2012 21:11	63.2
1/1/2012 7:26	60.7	1/1/2012 16:36	62.2	2/1/2012 9:46	65.6	2/1/2012 18:56	61.9	4/1/2012 20:06	63.9	6/1/2012 21:16	62.7
1/1/2012 7:31	60.2	1/1/2012 16:41	62.3	2/1/2012 9:51	63.9	2/1/2012 19:01	61.8	4/1/2012 20:11	63.4	6/1/2012 21:21	62.7
1/1/2012 7:36	61.0	1/1/2012 16:46	62.2	2/1/2012 9:56	64.0	2/1/2012 19:06	61.8	4/1/2012 20:16	63.8	6/1/2012 21:26	62.5
1/1/2012 7:41	61.8	1/1/2012 16:51	62.6	2/1/2012 10:01	64.1	2/1/2012 19:11	62.3	4/1/2012 20:21	64.4	6/1/2012 21:31	64.0
1/1/2012 7:46	61.2	1/1/2012 16:56	62.2	2/1/2012 10:06	62.8	2/1/2012 19:16	63.0	4/1/2012 20:26	63.4	6/1/2012 21:36	62.3
1/1/2012 7:51	61.0	1/1/2012 17:01	62.5	2/1/2012 10:11	63.7	2/1/2012 19:21	62.3	4/1/2012 20:31	63.5	6/1/2012 21:41	62.4
1/1/2012 7:56	61.7	1/1/2012 17:06	62.5	2/1/2012 10:16	63.9	2/1/2012 19:26	62.8	4/1/2012 20:36	64.3	6/1/2012 21:46	62.6
1/1/2012 8:01	61.5	1/1/2012 17:11	62.4	2/1/2012 10:21	62.9	2/1/2012 19:31	62.4	4/1/2012 20:41	62.5	6/1/2012 21:51	63.4
1/1/2012 8:06	61.0	1/1/2012 17:16	62.4	2/1/2012 10:26	63.7	2/1/2012 19:36	63.4	4/1/2012 20:46	62.9	6/1/2012 21:56	64.2
1/1/2012 8:11	63.2	1/1/2012 17:21	62.4	2/1/2012 10:31	63.6	2/1/2012 19:41	62.5	4/1/2012 20:51	63.8	6/1/2012 22:01	62.4
1/1/2012 8:16	61.1	1/1/2012 17:26	62.3	2/1/2012 10:36	62.9	2/1/2012 19:46	62.8	4/1/2012 20:56	64.4	6/1/2012 22:06	62.9
1/1/2012 8:21	61.2	1/1/2012 17:31	63.0	2/1/2012 10:41	63.8	2/1/2012 19:51	62.5	4/1/2012 21:01	62.4	6/1/2012 22:11	62.8
1/1/2012 8:26	63.2	1/1/2012 17:36	63.6	2/1/2012 10:46	63.2	2/1/2012 19:56	63.6	4/1/2012 21:06	63.0	6/1/2012 22:16	62.9
1/1/2012 8:31	61.6	1/1/2012 17:41	63.2	2/1/2012 10:51	64.1	2/1/2012 20:01	61.7	4/1/2012 21:11	63.1	6/1/2012 22:21	62.8
1/1/2012 8:36	65.0	1/1/2012 17:46	62.8	2/1/2012 10:56	63.7	2/1/2012 20:06	63.1	4/1/2012 21:16	63.2	6/1/2012 22:26	62.7
1/1/2012 8:41	63.9	1/1/2012 17:51	63.1	2/1/2012 11:01	63.4	2/1/2012 20:11	62.6	4/1/2012 21:21	64.3	6/1/2012 22:31	63.3
1/1/2012 8:46	62.2	1/1/2012 17:56	62.5	2/1/2012 11:06	63.7	2/1/2012 20:16	61.7	4/1/2012 21:26	62.9	6/1/2012 22:36	63.6

Real-time Noise Data RTN1 (FEHD Hong Kong Transport Section Whitefield Depot)

6/1/2012 22:41	62.9
6/1/2012 22:46	63.2
6/1/2012 22:51	62.6
6/1/2012 22:56	62.7
7/1/2012 19:01	63.2
7/1/2012 19:06	62.6
7/1/2012 19:11	63.6
7/1/2012 19:16	62.9
7/1/2012 19:21	63.6
7/1/2012 19:26	63.0
7/1/2012 19:31	63.6
7/1/2012 19:36	63.0
7/1/2012 19:41	64.4
7/1/2012 19:46	63.8
7/1/2012 19:51	64.1
7/1/2012 19:56	64.1
7/1/2012 20:01	63.3
7/1/2012 20:06	63.9
7/1/2012 20:11	64.3
7/1/2012 20:16	63.3
7/1/2012 20:21	63.5
7/1/2012 20:26	63.9
7/1/2012 20:31	63.7
7/1/2012 20:36	63.6
7/1/2012 20:41	63.2
7/1/2012 20:46	63.9
7/1/2012 20:51	63.2
7/1/2012 20:56	63.3
7/1/2012 21:01	63.2
7/1/2012 21:06	63.4
7/1/2012 21:11	63.5
7/1/2012 21:16	63.2
7/1/2012 21:21	63.0
7/1/2012 21:26	62.6
7/1/2012 21:31	63.2
7/1/2012 21:36	62.9
7/1/2012 21:41	64.1
7/1/2012 21:46	62.9
7/1/2012 21:51	62.7
7/1/2012 21:56	62.8
7/1/2012 22:01	62.2
7/1/2012 22:06	63.1
7/1/2012 22:11	62.2
7/1/2012 22:16	62.4
7/1/2012 22:21	62.4
7/1/2012 22:26	61.9
7/1/2012 22:31	62.6
7/1/2012 22:36	62.6
7/1/2012 22:41	63.6
7/1/2012 22:46	62.6
7/1/2012 22:51	62.1
7/1/2012 22:56	62.9
8/1/2012 7:01	61.0
8/1/2012 7:06	61.4
8/1/2012 7:11	60.9
8/1/2012 7:16	62.9
8/1/2012 7:21	61.1
8/1/2012 7:26	61.0
8/1/2012 7:31	62.1
8/1/2012 7:36	61.1
8/1/2012 7:41	61.0
8/1/2012 7:46	64.2
8/1/2012 7:51	62.2
8/1/2012 7:56	62.2
8/1/2012 8:01	61.2
8/1/2012 8:06	60.7
8/1/2012 8:11	62.1
8/1/2012 8:16	62.2
8/1/2012 8:21	63.9
8/1/2012 8:26	62.3
8/1/2012 8:31	63.2
8/1/2012 8:36	62.5
8/1/2012 8:41	63.2
8/1/2012 8:46	62.5
8/1/2012 8:51	63.0
8/1/2012 8:56	63.0
8/1/2012 9:01	62.6
8/1/2012 9:06	63.4
8/1/2012 9:11	64.6
8/1/2012 9:16	65.0
8/1/2012 9:21	64.8
8/1/2012 9:26	65.8
8/1/2012 9:31	65.8
8/1/2012 9:36	65.7
8/1/2012 9:41	64.9
8/1/2012 9:46	65.3
8/1/2012 9:51	65.3
8/1/2012 9:56	64.7
8/1/2012 10:01	64.9
8/1/2012 10:06	64.7
8/1/2012 10:11	64.1
8/1/2012 10:16	66.1
8/1/2012 10:21	65.3
8/1/2012 10:26	65.6
8/1/2012 10:31	65.3
8/1/2012 10:36	65.3
8/1/2012 10:41	64.9
8/1/2012 10:46	64.3
8/1/2012 10:51	64.6
8/1/2012 10:56	63.9
8/1/2012 11:01	63.7
8/1/2012 11:06	64.0
8/1/2012 11:11	63.8
8/1/2012 11:16	64.6
8/1/2012 11:21	63.9
8/1/2012 11:26	65.9
8/1/2012 11:31	63.8
8/1/2012 11:36	63.9
8/1/2012 11:41	63.7
8/1/2012 11:46	63.5
8/1/2012 11:51	63.4
8/1/2012 11:56	63.9
8/1/2012 12:01	64.2
8/1/2012 12:06	62.5
8/1/2012 12:11	62.6
8/1/2012 12:16	62.4
8/1/2012 12:21	62.0
8/1/2012 12:26	62.3
8/1/2012 12:31	63.1
8/1/2012 12:36	62.1
8/1/2012 12:41	63.1
8/1/2012 12:46	63.9
8/1/2012 12:51	64.2
8/1/2012 12:56	63.3
8/1/2012 13:01	63.5
8/1/2012 13:06	63.8
8/1/2012 13:11	63.6
8/1/2012 13:16	64.0
8/1/2012 13:21	64.2
8/1/2012 13:26	64.7
8/1/2012 13:31	64.4
8/1/2012 13:36	64.9
8/1/2012 13:41	65.4
8/1/2012 13:46	65.5
8/1/2012 13:51	65.4
8/1/2012 13:56	66.0
8/1/2012 14:01	64.6
8/1/2012 14:06	65.4
8/1/2012 14:11	65.4
8/1/2012 14:16	65.7
8/1/2012 14:21	65.9
8/1/2012 14:26	65.3
8/1/2012 14:31	65.7
8/1/2012 14:36	65.7
8/1/2012 14:41	65.4
8/1/2012 14:46	65.6
8/1/2012 14:51	65.9
8/1/2012 14:56	64.6
8/1/2012 15:01	64.9
8/1/2012 15:06	65.0
8/1/2012 15:11	64.7
8/1/2012 15:16	66.6
8/1/2012 15:21	65.1
8/1/2012 15:26	65.7
8/1/2012 15:31	64.6
8/1/2012 15:36	64.2
8/1/2012 15:41	63.4
8/1/2012 15:46	63.8
8/1/2012 15:51	64.1
8/1/2012 15:56	64.6
8/1/2012 16:01	63.9
8/1/2012 16:06	64.1
8/1/2012 16:11	63.5
8/1/2012 16:16	64.2
8/1/2012 16:21	63.8
8/1/2012 16:26	63.6
8/1/2012 16:31	64.2
8/1/2012 16:36	64.7
8/1/2012 16:41	65.6
8/1/2012 16:46	65.1
8/1/2012 16:51	65.1
8/1/2012 16:56	66.0
8/1/2012 17:01	66.6
8/1/2012 17:06	65.2
8/1/2012 17:11	64.8
8/1/2012 17:16	64.8
8/1/2012 17:21	65.4
8/1/2012 17:26	65.3
8/1/2012 17:31	66.2
8/1/2012 17:36	65.3
8/1/2012 17:41	65.0
8/1/2012 17:46	66.1
8/1/2012 17:51	63.9
8/1/2012 17:56	63.8
8/1/2012 18:01	63.9
8/1/2012 18:06	63.7
8/1/2012 18:11	63.5
8/1/2012 18:16	63.5
8/1/2012 18:21	62.7
8/1/2012 18:26	63.5
8/1/2012 18:31	62.8
8/1/2012 18:36	62.1
8/1/2012 18:41	63.3
8/1/2012 18:46	62.9
8/1/2012 18:51	63.0
8/1/2012 18:56	63.0
8/1/2012 19:01	62.8
8/1/2012 19:06	62.8
8/1/2012 19:11	62.6
8/1/2012 19:16	63.2
8/1/2012 19:21	62.4
8/1/2012 19:26	63.8
8/1/2012 19:31	63.1
8/1/2012 19:36	62.7
8/1/2012 19:41	62.4
8/1/2012 19:46	62.7
8/1/2012 19:51	63.3
8/1/2012 19:56	63.5
8/1/2012 20:01	62.7
8/1/2012 20:06	62.4
8/1/2012 20:11	62.0
8/1/2012 20:16	62.3
8/1/2012 20:21	62.2
8/1/2012 20:26	62.3
8/1/2012 20:31	63.5
8/1/2012 20:36	62.3
8/1/2012 20:41	62.4
8/1/2012 20:46	62.2
8/1/2012 20:51	63.1
8/1/2012 20:56	63.0
8/1/2012 21:01	62.0
8/1/2012 21:06	62.6
8/1/2012 21:11	62.1
8/1/2012 21:16	61.9
8/1/2012 21:21	62.3
8/1/2012 21:26	62.0
8/1/2012 21:31	61.8
8/1/2012 21:36	62.1
8/1/2012 21:41	62.7
8/1/2012 21:46	62.7
8/1/2012 21:51	62.2
8/1/2012 21:56	62.5
8/1/2012 22:01	62.4
8/1/2012 22:06	62.2
8/1/2012 22:11	61.9
8/1/2012 22:16	64.3
8/1/2012 22:21	62.4
8/1/2012 22:26	62.2
8/1/2012 22:31	63.1
8/1/2012 22:36	61.7
8/1/2012 22:41	62.0
8/1/2012 22:46	61.9
8/1/2012 22:51	61.7
8/1/2012 22:56	62.0
9/1/2012 19:01	65.8
9/1/2012 19:06	65.7
9/1/2012 19:11	65.7
9/1/2012 19:16	65.4
9/1/2012 19:21	64.2
9/1/2012 19:26	64.0
9/1/2012 19:31	64.1
9/1/2012 19:36	63.4
9/1/2012 19:41	63.7
9/1/2012 19:46	63.9
9/1/2012 19:51	63.8
9/1/2012 19:56	63.7
9/1/2012 20:01	64.6
9/1/2012 20:06	63.2
9/1/2012 20:11	63.2
9/1/2012 20:16	64.0
9/1/2012 20:21	63.1
9/1/2012 20:26	62.6
9/1/2012 20:31	62.4
9/1/2012 20:36	62.6
9/1/2012 20:41	62.4
9/1/2012 20:46	62.5
9/1/2012 20:51	63.2
9/1/2012 20:56	63.7
9/1/2012 21:01	62.3
9/1/2012 21:06	63.5
9/1/2012 21:11	63.1
9/1/2012 21:16	63.4
9/1/2012 21:21	63.6
9/1/2012 21:26	62.5
9/1/2012 21:31	63.2
9/1/2012 21:36	63.3
9/1/2012 21:41	63.5
9/1/2012 21:46	63.7
9/1/2012 21:51	63.0
9/1/2012 21:56	63.8
9/1/2012 22:01	62.4
9/1/2012 22:06	62.2
9/1/2012 22:11	62.1
9/1/2012 22:16	63.3
9/1/2012 22:21	62.1
9/1/2012 22:26	62.6
9/1/2012 22:31	63.3
9/1/2012 22:36	62.1
9/1/2012 22:41	62.6
9/1/2012 22:46	61.9
9/1/2012 22:51	62.6
9/1/2012 22:56	62.3
10/1/2012 19:01	63.7
10/1/2012 19:06	63.5
10/1/2012 19:11	63.9
10/1/2012 19:16	63.7
10/1/2012 19:21	63.9
10/1/2012 19:26	63.9
10/1/2012 19:31	64.1
10/1/2012 19:36	64.2
10/1/2012 19:41	65.1
10/1/2012 19:46	64.9
10/1/2012 19:51	67.9
10/1/2012 19:56	65.0
10/1/2012 20:01	65.0
10/1/2012 20:06	65.3
10/1/2012 20:11	65.9
10/1/2012 20:16	64.4
10/1/2012 20:21	65.1
10/1/2012 20:26	64.1
10/1/2012 20:31	64.4
10/1/2012 20:36	64.8
10/1/2012 20:41	63.4
10/1/2012 20:46	64.1
10/1/2012 20:51	64.3
10/1/2012 20:56	63.7
10/1/2012 21:01	63.4
10/1/2012 21:06	64.1
10/1/2012 21:11	64.2
10/1/2012 21:16	63.6
10/1/2012 21:21	63.5
10/1/2012 21:26	63.7
10/1/2012 21:31	64.0
10/1/2012 21:36	63.9
10/1/2012 21:41	63.5
10/1/2012 21:46	63.7
10/1/2012 21:51	63.9
10/1/2012 21:56	64.1
10/1/2012 22:01	64.0
10/1/2012 22:06	63.5
10/1/2012 22:11	64.5
10/1/2012 22:16	63.7
10/1/2012 22:21	63.6
10/1/2012 22:26	62.1
10/1/2012 22:31	62.1
10/1/2012 22:36	62.4
10/1/2012 22:41	63.2
10/1/2012 22:46	61.8
10/1/2012 22:51	62.4
10/1/2012 22:56	62.3
11/1/2012 19:01	64.3
11/1/2012 19:06	64.2
11/1/2012 19:11	64.5
11/1/2012 19:16	64.4
11/1/2012 19:21	64.2
11/1/2012 19:26	64.2
11/1/2012 19:31	64.4
11/1/2012 19:36	64.3
11/1/2012 19:41	64.8
11/1/2012 19:46	64.5
11/1/2012 19:51	65.5
11/1/2012 19:56	65.0
11/1/2012 20:01	64.6
11/1/2012 20:06	64.6
11/1/2012 20:11	64.5
11/1/2012 20:16	64.1
11/1/2012 20:21	64.5
11/1/2012 20:26	63.7
11/1/2012 20:31	63.6
11/1/2012 20:36	63.5
11/1/2012 20:41	62.8
11/1/2012 20:46	63.5
11/1/2012 20:51	63.3
11/1/2012 20:56	63.2
11/1/2012 21:01	62.7
11/1/2012 21:06	63.4
11/1/2012 21:11	63.4
11/1/2012 21:16	63.1
11/1/2012 21:21	63.1
11/1/2012 21:26	63.1
11/1/2012 21:31	63.7
11/1/2012 21:36	63.1
11/1/2012 21:41	63.0
11/1/2012 21:46	63.3
11/1/2012 21:51	63.6
11/1/2012 21:56	64.0
11/1/2012 22:01	62.8
11/1/2012 22:06	62.8
11/1/2012 22:11	63.2
11/1/2012 22:16	63.5
11/1/2012 22:21	62.9
11/1/2012 22:26	62.6
11/1/2012 22:31	62.9
11/1/2012 22:36	62.6
11/1/2012 22:41	62.9
11/1/2012 22:46	62.4
11/1/2012 22:51	62.5
11/1/2012 22:56	62.4
12/1/2012 19:01	64.5
12/1/2012 19:06	63.8
12/1/2012 19:11	63.9
12/1/2012 19:16	63.9
12/1/2012 19:21	63.9
12/1/2012 19:26	64.0
12/1/2012 19:31	64.6
12/1/2012 19:36	64.1
12/1/2012 19:41	64.2
12/1/2012 19:46	63.8
12/1/2012 19:51	63.4
12/1/2012 19:56	65.5
12/1/2012 20:01	63.9
12/1/2012 20:06	63.4
12/1/2012 20:11	63.2
12/1/2012 20:16	63.2
12/1/2012 20:21	64.4
12/1/2012 20:26	63.2
12/1/2012 20:31	63.3
12/1/2012 20:36	62.7
12/1/2012 20:41	63.0
12/1/2012 20:46	62.7
12/1/2012 20:51	62.5
12/1/2012 20:56	62.3
12/1/2012 21:01	62.2
12/1/2012 21:06	62.5
12/1/2012 21:11	63.2
12/1/2012 21:16	62.7
12/1/2012 21:21	62.4
12/1/2012 21:26	63.5
12/1/2012 21:31	63.7
12/1/2012 21:36	62.8
12/1/2012 21:41	62.6
12/1/2012 21:46	63.3
12/1/2012 21:51	64.1
12/1/2012 21:56	63.8
12/1/2012 22:01	62.1
12/1/2012 22:06	62.5
12/1/2012 22:11	63.1
12/1/2012 22:16	64.0
12/1/2012 22:21	63.0
12/1/2012 22:26	62.9
12/1/2012 22:31	62.7
12/1/2012 22:36	62.0
12/1/2012 22:41	62.8
12/1/2012 22:46	62.6
12/1/2012 22:51	62.4
12/1/2012 22:56	62.5
13/1/2012 19:01	61.5
13/1/2012 19:06	61.7
13/1/2012 19:11	61.9
13/1/2012 19:16	63.4
13/1/2012 19:21	63.5
13/1/2012 19:26	62.7
13/1/2012 19:31	62.6
13/1/2012 19:36	63.9
13/1/2012 19:41	64.0
13/1/2012 19:46	62.6
13/1/2012 19:51	63.0
13/1/2012 19:56	63.1
13/1/2012 20:01	62.9
13/1/2012 20:06	62.6
13/1/2012 20:11	62.4
13/1/2012 20:16	63.7
13/1/2012 20:21	62.3
13/1/2012 20:26	63.0
13/1/2012 20:31	63.0
13/1/2012 20:36	63.1
13/1/2012 20:41	63.1
13/1/2012 20:46	64.2
13/1/2012 20:51	62.3
13/1/2012 20:56	62.1
13/1/2012 21:01	62.3
13/1/2012 21:06	63.3
13/1/2012 21:11	62.6
13/1/2012 21:16	62.7
13/1/2012 21:21	62.9
13/1/2012 21:26	63.9
13/1/2012 21:31	63.9
13/1/2012 21:36	64.2
13/1/2012 21:41	64.1
13/1/2012 21:46	63.9
13/1/2012 21:51	64.1
13/1/2012 21:56	63.9
13/1/2012 22:01	63.4
13/1/2012 22:06	63.9
13/1/2012 22:11	63.6
13/1/2012 22:16	63.6
13/1/2012 22:21	64.2
13/1/2012 22:26	64.0
13/1/2012 22:31	64.0
13/1/2012 22:36	63.8
13/1/2012 22:41	64.2
13/1/2012 22:46	64.4
13/1/2012 22:51	63.3
13/1/2012 22:56	63.0
14/1/2012 19:01	63.6
14/1/2012 19:06	64.0
14/1/2012 19:11	63.3
14/1/2012 19:16	63.4
14/1/2012 19:21	63.4
14/1/2012 19:26	64.6
14/1/2012 19:31	63.8
14/1/2012 19:36	63.3
14/1/2012 19:41	63.3
14/1/2012 19:46	63.1
14/1/2012 19:51	63.3
14/1/2012 19:56	63.7
14/1/2012 20:01	63.0
14/1/2012 20:06	63.3
14/1/2012 20:11	62.2
14/1/2012 20:16	62.3
14/1/2012 20:21	61.8
14/1/2012 20:26	62.1
14/1/2012 20:31	63.7
14/1/2012 20:36	62.3
14/1/2012 20:41	63.9
14/1/2012 20:46	62.4
14/1/2012 20:51	62.1
14/1/2012 20:56	62.0
14/1/2012 21:01	62.2
14/1/2012 21:06	62.5
14/1/2012 21:11	62.2
14/1/2012 21:16	61.8
14/1/2012 21:21	62.1
14/1/2012 21:26	61.9
14/1/2012 21:31	62.0
14/1/2012 21:36	61.8
14/1/2012 21:41	62.8
14/1/2012 21:46	63.8
14/1/2012 21:51	62.4
14/1/2012 21:56	63.3
14/1/2012 22:01	62.4
14/1/2012 22:06	62.5
14/1/2012 22:11	62.9
14/1/2012 22:16	62.3
14/1/2012 22:21	62.8
14/1/2012 22:26	62.6
14/1/2012 22:31	62.6
14/1/2012 22:36	62.6
14/1/2012 22:41	62.8
14/1/2012 22:46	62.7
14/1/2012 22:51	62.1
14/1/2012 22:56	68.3
15/1/2012 7:01	59.8
15/1/2012 7:06	59.9
15/1/2012 7:11	60.9
15/1/2012 7:16	59.7
15/1/2012 7:21	60.3
15/1/2012 7:26	60.5
15/1/2012 7:31	61.6
15/1/2012 7:36	60.2
15/1/2012 7:41	60.4
15/1/2012 7:46	60.6
15/1/2012 7:51	62.6
15/1/2012 7:56	61.3
15/1/2012 8:01	60.5
15/1/2012 8:06	61.5
15/1/2012 8:11	61.6
15/1/2012 8:16	61.1
15/1/2012 8:21	61.6
15/1/2012 8:26	61.8
15/1/2012 8:31	62.3
15/1/2012 8:36	62.7
15/1/2012 8:41	63.3
15/1/2012 8:46	63.0
15/1/2012 8:51	64.0
15/1/2012 8:56	64.3
15/1/2012 9:01	64.0
15/1/2012 9:06	63.9
15/1/2012 9:11	63.7
15/1/2012 9:16	63.4
15/1/2012 9:21	63.5
15/1/2012 9:26	64.1
15/1/2012 9:31	63.7
15/1/2012 9:36	63.9
15/1/2012 9:41	64.4
15/1/2012 9:46	63.5
15/1/2012 9:51	64.4
15/1/2012 9:56	64.0
15/1/2012 10:01	64.3
15/1/2012 10:06	64.2
15/1/2012 10:11	63.5
15/1/2012 10:16	64.1
15/1/2012 10:21	63.7
15/1/2012 10:26	62.8
15/1/2012 10:31	62.7
15/1/2012 10:36	63.4
15/1/2012 10:41	63.4
15/1/2012 10:46	62.4
15/1/2012 10:51	63.8
15/1/2012 10:56	62.9
15/1/2012 11:01	62.3
15/1/2012 11:06	62.6
15/1/2012 11:11	62.8
15/1/2012 11:16	62.9
15/1/2012 11:21	63.7
15/1/2012 11:26	65.7
15/1/2012 11:31	67.4
15/1/2012 11:36	65.0
15/1/2012 11:41	66.1
15/1/2012 11:46	65.1
15/1/2012 11:51	66.4
15/1/2012 11:56	67.0
15/1/2012 12:01	63.6
15/1/2012 12:06	63.7
15/1/2012 12:11	63.5
15/1/2012 12:16	63.7
15/1/2012 12:21	64.3
15/1/2012 12:26	64.1
15/1/2012 12:31	63.6
15/1/2012 12:36	62.1
15/1/2012 12:41	62.3
15/1/2012 12:46	62.3
15/1/2012 12:51	62.8
15/1/2012 12:56	62.4
15/1/2012 13:01	62.5
15/1/2012 13:06	63.9
15/1/2012 13:11	64.1
15/1/2012 13:16	65.5
15/1/2012 13:21	65.0
15/1/2012 13:26	62.8
15/1/2012 13:31	64.0
15/1/2012 13:36	66.8
15/1/2012 13:41	63.3
15/1/2012 13:46	63.5
15/1/2012 13:51	63.9
15/1/2012 13:56	65.5
15/1/2012 14:01	64.4
15/1/2012 14:06	63.7
15/1/2012 14:11	63.7
15/1/2012 14:16	63.0
15/1/2012 14:21	66.3
15/1/2012 14:26	63.8
15/1/2012 14:31	63.7
15/1/2012 14:36	64.4
15/1/2012 14:41	62.6
15/1/2012 14:46	64.0
15/1/2012 14:51	64.2
15/1/2012 14:56	64.5
15/1/2012 15:01	63.2
15/1/2012 15:06	63.7
15/1/2012 15:11	64.0
15/1/2012 15:16	64.1
15/1/2012 15:21	65.6
15/1/2012 15:26	63.6
15/1/2012 15:31	64.3
15/1/2012 15:36	63.1
15/1/2012 15:41	63.4
15/1/2012 15:46	63.5
15/1/2012 15:51	64.1
15/1/2012 15:56	64.0
15/1/2012 16:01	64.0
15/1/2012 16:06	64.1
15/1/2012 16:11	64.3
15/1/2012 16:16	65.3
15/1/2012 16:21	64.0
15/1/2012 16:26	64.2
15/1/2012 16:31	64.0
15/1/2012 16:36	63.2
15/1/2012 16:41	64.1
15/1/2012 16:46	64.4
15/1/2012 16:51	62.2
15/1/2012 16:56	63.0
15/1/2012 17:01	64.1
15/1/2012 17:06	63.9
15/1/2012 17:11	63.9
15/1/2012 17:16	63.6
15/1/2012 17:21	63.6
15/1/2012 17:26	64.1
15/1/2012 17:31	64.2
15/1/2012 17:36	65.2

Real-time Noise Data RTN1 (FEHD Hong Kong Transport Section Whitefield Depot)

15/1/2012 17:41	64.9	16/1/2012 22:51	62.3	19/1/2012 20:01	63.0	21/1/2012 21:11	65.6	22/1/2012 14:21	63.6	23/1/2012 7:31	64.2
15/1/2012 17:46	64.8	16/1/2012 22:56	62.9	19/1/2012 20:06	65.0	21/1/2012 21:16	66.0	22/1/2012 14:26	63.0	23/1/2012 7:36	64.4
15/1/2012 17:51	64.1	17/1/2012 19:01	63.7	19/1/2012 20:11	63.8	21/1/2012 21:21	65.5	22/1/2012 14:31	63.6	23/1/2012 7:41	64.7
15/1/2012 17:56	64.1	17/1/2012 19:06	62.1	19/1/2012 20:16	65.4	21/1/2012 21:26	64.9	22/1/2012 14:36	63.3	23/1/2012 7:46	63.4
15/1/2012 18:01	64.1	17/1/2012 19:11	62.3	19/1/2012 20:21	63.4	21/1/2012 21:31	64.9	22/1/2012 14:41	63.9	23/1/2012 7:51	63.8
15/1/2012 18:06	64.7	17/1/2012 19:16	62.8	19/1/2012 20:26	64.4	21/1/2012 21:36	65.1	22/1/2012 14:46	64.6	23/1/2012 7:56	63.9
15/1/2012 18:11	64.6	17/1/2012 19:21	62.3	19/1/2012 20:31	63.5	21/1/2012 21:41	65.6	22/1/2012 14:51	64.0	23/1/2012 8:01	65.7
15/1/2012 18:16	64.1	17/1/2012 19:26	61.9	19/1/2012 20:36	63.5	21/1/2012 21:46	64.8	22/1/2012 14:56	63.4	23/1/2012 8:06	65.3
15/1/2012 18:21	64.3	17/1/2012 19:31	62.7	19/1/2012 20:41	64.0	21/1/2012 21:51	64.6	22/1/2012 15:01	63.6	23/1/2012 8:11	65.9
15/1/2012 18:26	63.2	17/1/2012 19:36	62.4	19/1/2012 20:46	63.2	21/1/2012 21:56	64.4	22/1/2012 15:06	63.4	23/1/2012 8:16	65.8
15/1/2012 18:31	63.2	17/1/2012 19:41	62.7	19/1/2012 20:51	63.7	21/1/2012 22:01	65.2	22/1/2012 15:11	65.0	23/1/2012 8:21	65.5
15/1/2012 18:36	63.1	17/1/2012 19:46	62.5	19/1/2012 20:56	63.3	21/1/2012 22:06	65.6	22/1/2012 15:16	63.9	23/1/2012 8:26	65.3
15/1/2012 18:41	62.3	17/1/2012 19:51	66.0	19/1/2012 21:01	63.3	21/1/2012 22:11	64.8	22/1/2012 15:21	63.7	23/1/2012 8:31	66.2
15/1/2012 18:46	62.2	17/1/2012 19:56	63.6	19/1/2012 21:06	63.8	21/1/2012 22:16	65.0	22/1/2012 15:26	63.5	23/1/2012 8:36	65.9
15/1/2012 18:51	64.5	17/1/2012 20:01	63.9	19/1/2012 21:11	62.8	21/1/2012 22:21	65.0	22/1/2012 15:31	62.7	23/1/2012 8:41	65.5
15/1/2012 18:56	62.1	17/1/2012 20:06	64.1	19/1/2012 21:16	63.2	21/1/2012 22:26	65.0	22/1/2012 15:36	62.8	23/1/2012 8:46	66.2
15/1/2012 19:01	62.4	17/1/2012 20:11	64.3	19/1/2012 21:21	64.0	21/1/2012 22:31	65.6	22/1/2012 15:41	63.7	23/1/2012 8:51	65.9
15/1/2012 19:06	62.4	17/1/2012 20:16	64.8	19/1/2012 21:26	63.6	21/1/2012 22:36	65.1	22/1/2012 15:46	62.2	23/1/2012 8:56	65.9
15/1/2012 19:11	62.6	17/1/2012 20:21	64.2	19/1/2012 21:31	64.4	21/1/2012 22:41	66.2	22/1/2012 15:51	63.3	23/1/2012 9:01	65.7
15/1/2012 19:16	62.6	17/1/2012 20:26	65.0	19/1/2012 21:36	63.8	21/1/2012 22:46	64.7	22/1/2012 15:56	63.1	23/1/2012 9:06	65.1
15/1/2012 19:21	62.1	17/1/2012 20:31	66.0	19/1/2012 21:41	64.0	21/1/2012 22:51	65.2	22/1/2012 16:01	60.9	23/1/2012 9:11	65.4
15/1/2012 19:26	62.7	17/1/2012 20:36	64.9	19/1/2012 21:46	63.4	21/1/2012 22:56	65.4	22/1/2012 16:06	61.9	23/1/2012 9:16	65.4
15/1/2012 19:31	63.3	17/1/2012 20:41	64.4	19/1/2012 21:51	63.7	22/1/2012 7:01	64.7	22/1/2012 16:11	61.9	23/1/2012 9:21	65.2
15/1/2012 19:36	63.3	17/1/2012 20:46	64.0	19/1/2012 21:56	63.3	22/1/2012 7:06	64.4	22/1/2012 16:16	61.9	23/1/2012 9:26	64.4
15/1/2012 19:41	63.5	17/1/2012 20:51	64.3	19/1/2012 22:01	63.2	22/1/2012 7:11	64.5	22/1/2012 16:21	62.8	23/1/2012 9:31	64.7
15/1/2012 19:46	63.4	17/1/2012 20:56	64.1	19/1/2012 22:06	62.8	22/1/2012 7:16	64.8	22/1/2012 16:26	61.9	23/1/2012 9:36	64.8
15/1/2012 19:51	63.6	17/1/2012 21:01	64.0	19/1/2012 22:11	64.1	22/1/2012 7:21	64.2	22/1/2012 16:31	61.7	23/1/2012 9:41	64.6
15/1/2012 19:56	63.5	17/1/2012 21:06	65.8	19/1/2012 22:16	64.0	22/1/2012 7:26	64.0	22/1/2012 16:36	61.7	23/1/2012 9:46	64.5
15/1/2012 20:01	63.3	17/1/2012 21:11	63.1	19/1/2012 22:21	63.7	22/1/2012 7:31	64.6	22/1/2012 16:41	63.1	23/1/2012 9:51	64.8
15/1/2012 20:06	63.6	17/1/2012 21:16	63.0	19/1/2012 22:26	64.8	22/1/2012 7:36	64.0	22/1/2012 16:46	62.7	23/1/2012 9:56	64.7
15/1/2012 20:11	65.2	17/1/2012 21:21	63.3	19/1/2012 22:31	63.7	22/1/2012 7:41	64.4	22/1/2012 16:51	62.4	23/1/2012 10:01	64.9
15/1/2012 20:16	62.8	17/1/2012 21:26	63.8	19/1/2012 22:36	63.2	22/1/2012 7:46	64.5	22/1/2012 16:56	62.8	23/1/2012 10:06	64.9
15/1/2012 20:21	63.9	17/1/2012 21:31	63.6	19/1/2012 22:41	65.6	22/1/2012 7:51	65.4	22/1/2012 17:01	62.1	23/1/2012 10:11	64.2
15/1/2012 20:26	63.6	17/1/2012 21:36	63.4	19/1/2012 22:46	62.3	22/1/2012 7:56	64.2	22/1/2012 17:06	63.0	23/1/2012 10:16	65.5
15/1/2012 20:31	64.3	17/1/2012 21:41	63.3	19/1/2012 22:51	61.7	22/1/2012 8:01	64.0	22/1/2012 17:11	63.1	23/1/2012 10:21	64.1
15/1/2012 20:36	64.6	17/1/2012 21:46	62.1	19/1/2012 22:56	62.3	22/1/2012 8:06	65.0	22/1/2012 17:16	63.7	23/1/2012 10:26	64.1
15/1/2012 20:41	62.3	17/1/2012 21:51	63.4	20/1/2012 19:01	66.3	22/1/2012 8:11	64.4	22/1/2012 17:21	63.0	23/1/2012 10:31	64.0
15/1/2012 20:46	62.6	17/1/2012 21:56	63.3	20/1/2012 19:06	66.5	22/1/2012 8:16	64.6	22/1/2012 17:26	63.0	23/1/2012 10:36	64.4
15/1/2012 20:51	64.0	17/1/2012 22:01	62.3	20/1/2012 19:11	65.7	22/1/2012 8:21	64.1	22/1/2012 17:31	63.6	23/1/2012 10:41	64.7
15/1/2012 20:56	62.0	17/1/2012 22:06	62.6	20/1/2012 19:16	64.0	22/1/2012 8:26	64.5	22/1/2012 17:36	64.1	23/1/2012 10:46	64.1
15/1/2012 21:01	63.4	17/1/2012 22:11	64.8	20/1/2012 19:21	63.9	22/1/2012 8:31	64.3	22/1/2012 17:41	64.2	23/1/2012 10:51	64.8
15/1/2012 21:06	62.8	17/1/2012 22:16	63.0	20/1/2012 19:26	63.6	22/1/2012 8:36	64.8	22/1/2012 17:46	64.5	23/1/2012 10:56	64.7
15/1/2012 21:11	62.6	17/1/2012 22:21	64.2	20/1/2012 19:31	63.1	22/1/2012 8:41	64.7	22/1/2012 17:51	63.8	23/1/2012 11:01	64.2
15/1/2012 21:16	63.2	17/1/2012 22:26	64.0	20/1/2012 19:36	62.8	22/1/2012 8:46	64.9	22/1/2012 17:56	64.8	23/1/2012 11:06	64.8
15/1/2012 21:21	62.5	17/1/2012 22:31	63.3	20/1/2012 19:41	61.8	22/1/2012 8:51	64.9	22/1/2012 18:01	64.0	23/1/2012 11:11	64.6
15/1/2012 21:26	63.0	17/1/2012 22:36	63.6	20/1/2012 19:46	62.0	22/1/2012 8:56	64.8	22/1/2012 18:06	65.0	23/1/2012 11:16	64.1
15/1/2012 21:31	62.5	17/1/2012 22:41	63.0	20/1/2012 19:51	61.4	22/1/2012 9:01	64.9	22/1/2012 18:11	64.1	23/1/2012 11:21	64.0
15/1/2012 21:36	62.3	17/1/2012 22:46	62.5	20/1/2012 19:56	63.1	22/1/2012 9:06	64.3	22/1/2012 18:16	64.3	23/1/2012 11:26	64.0
15/1/2012 21:41	62.5	17/1/2012 22:51	62.6	20/1/2012 20:01	64.4	22/1/2012 9:11	64.1	22/1/2012 18:21	63.9	23/1/2012 11:31	64.1
15/1/2012 21:46	63.1	17/1/2012 22:56	63.0	20/1/2012 20:06	65.5	22/1/2012 9:16	64.3	22/1/2012 18:26	64.4	23/1/2012 11:36	65.2
15/1/2012 21:51	62.8	18/1/2012 19:01	65.9	20/1/2012 20:11	65.9	22/1/2012 9:21	64.6	22/1/2012 18:31	64.6	23/1/2012 11:41	64.2
15/1/2012 21:56	65.2	18/1/2012 19:06	65.1	20/1/2012 20:16	65.7	22/1/2012 9:26	64.4	22/1/2012 18:36	65.4	23/1/2012 11:46	64.0
15/1/2012 22:01	62.8	18/1/2012 19:11	63.5	20/1/2012 20:21	64.8	22/1/2012 9:31	64.8	22/1/2012 18:41	64.5	23/1/2012 11:51	63.8
15/1/2012 22:06	63.0	18/1/2012 19:16	63.5	20/1/2012 20:26	66.6	22/1/2012 9:36	64.6	22/1/2012 18:46	65.0	23/1/2012 11:56	64.0
15/1/2012 22:11	64.0	18/1/2012 19:21	62.8	20/1/2012 20:31	65.5	22/1/2012 9:41	64.6	22/1/2012 18:51	65.3	23/1/2012 12:01	64.1
15/1/2012 22:16	62.9	18/1/2012 19:26	63.5	20/1/2012 20:36	66.8	22/1/2012 9:46	64.2	22/1/2012 18:56	64.9	23/1/2012 12:06	63.7
15/1/2012 22:21	63.1	18/1/2012 19:31	63.0	20/1/2012 20:41	65.8	22/1/2012 9:51	64.9	22/1/2012 19:01	64.6	23/1/2012 12:11	63.7
15/1/2012 22:26	62.4	18/1/2012 19:36	64.0	20/1/2012 20:46	67.2	22/1/2012 9:56	64.5	22/1/2012 19:06	64.3	23/1/2012 12:16	65.6
15/1/2012 22:31	62.7	18/1/2012 19:41	63.7	20/1/2012 20:51	66.0	22/1/2012 10:01	64.2	22/1/2012 19:11	64.3	23/1/2012 12:21	61.5
15/1/2012 22:36	62.5	18/1/2012 19:46	64.3	20/1/2012 20:56	65.2	22/1/2012 10:06	63.9	22/1/2012 19:16	64.9	23/1/2012 12:26	64.4
15/1/2012 22:41	62.3	18/1/2012 19:51	63.7	20/1/2012 21:01	65.7	22/1/2012 10:11	64.1	22/1/2012 19:21	65.2	23/1/2012 12:31	64.2
15/1/2012 22:46	62.5	18/1/2012 19:56	64.1	20/1/2012 21:06	65.1	22/1/2012 10:16	64.6	22/1/2012 19:26	66.0	23/1/2012 12:36	64.7
15/1/2012 22:51	63.0	18/1/2012 20:01	64.2	20/1/2012 21:11	65.4	22/1/2012 10:21	64.2	22/1/2012 19:31	65.1	23/1/2012 12:41	64.1
15/1/2012 22:56	63.2	18/1/2012 20:06	64.8	20/1/2012 21:16	65.0	22/1/2012 10:26	65.4	22/1/2012 19:36	64.6	23/1/2012 12:46	64.0
16/1/2012 19:01	61.9	18/1/2012 20:11	65.1	20/1/2012 21:21	66.2	22/1/2012 10:31	64.0	22/1/2012 19:41	65.2	23/1/2012 12:51	65.2
16/1/2012 19:06	62.2	18/1/2012 20:16	67.2	20/1/2012 21:26	66.1	22/1/2012 10:36	64.0	22/1/2012 19:46	65.2	23/1/2012 12:56	64.0
16/1/2012 19:11	61.5	18/1/2012 20:21	65.5	20/1/2012 21:31	64.7	22/1/2012 10:41	65.0	22/1/2012 19:51	65.0	23/1/2012 13:01	63.3
16/1/2012 19:16	61.5	18/1/2012 20:26	67.6	20/1/2012 21:36	65.6	22/1/2012 10:46	63.7	22/1/2012 19:56	65.2	23/1/2012 13:06	64.0
16/1/2012 19:21	63.9	18/1/2012 20:31	66.0	20/1/2012 21:41	66.3	22/1/2012 10:51	63.0	22/1/2012 20:01	65.5	23/1/2012 13:11	63.3
16/1/2012 19:26	61.6	18/1/2012 20:36	66.1	20/1/2012 21:46	64.8	22/1/2012 10:56	62.8	22/1/2012 20:06	65.2	23/1/2012 13:16	63.3
16/1/2012 19:31	61.5	18/1/2012 20:41	65.3	20/1/2012 21:51	65.3	22/1/2012 11:01	63.1	22/1/2012 20:11	64.3	23/1/2012 13:21	63.5
16/1/2012 19:36	62.7	18/1/2012 20:46	65.2	20/1/2012 21:56	65.3	22/1/2012 11:06	62.6	22/1/2012 20:16	64.6	23/1/2012 13:26	62.8
16/1/2012 19:41	62.5	18/1/2012 20:51	65.1	20/1/2012 22:01	65.3	22/1/2012 11:11	62.9	22/1/2012 20:21	64.4	23/1/2012 13:31	63.1
16/1/2012 19:46	62.0	18/1/2012 20:56	65.9	20/1/2012 22:06	64.9	22/1/2012 11:16	62.9	22/1/2012 20:26	65.1	23/1/2012 13:36	63.0
16/1/2012 19:51	62.5	18/1/2012 21:01	65.0	20/1/2012 22:11	64.7	22/1/2012 11:21	62.3	22/1/2012 20:31	65.5	23/1/2012 13:41	63.7
16/1/2012 19:56	62.6	18/1/2012 21:06	65.0	20/1/2012 22:16	65.0	22/1/2012 11:26	63.0	22/1/2012 20:36	65.3	23/1/2012 13:46	64.4
16/1/2012 20:01	63.0	18/1/2012 21:11	64.9	20/1/2012 22:21	65.0	22/1/2012 11:31	62.8	22/1/2012 20:41	65.4	23/1/2012 13:51	63.9
16/1/2012 20:06	63.1	18/1/2012 21:16	65.1	20/1/2012 22:26	64.5	22/1/2012 11:36	62.8	22/1/2012 20:46	65.0	23/1/2012 13:56	63.4
16/1/2012 20:11	64.8	18/1/2012 21:21	65.3	20/1/2012 22:31	66.0	22/1/2012 11:41	62.7	22/1/2012 20:51	66.2	23/1/2012 14:01	63.1
16/1/2012 20:16	64.0	18/1/2012 21:26	65.5	20/1/2012 22:36	64.7	22/1/2012 11:46	62.7	22/1/2012 20:56	65.2	23/1/2012 14:06	63.1
16/1/2012 20:21	64.6	18/1/2012 21:31	65.3	20/1/2012 22:41	64.7	22/1/2012 11:51	63.8	22/1/2012 21:01	65.8	23/1/2012 14:11	62.9
16/1/2012 20:26	64.1	18/1/2012 21:36	65.5	20/1/2012 22:46	65.1	22/1/2012 11:56	63.0	22/1/2012 21:06	64.6	23/1/2012 14:16	63.0
16/1/2012 20:31	64.0	18/1/2012 21:41	66.0	20/1/2012 22:51	65.1	22/1/2012 12:01	64.0	22/1/2012 21:11	65.4	23/1/2012 14:21	63.1
16/1/2012 20:36	62.9	18/1/2012 21:46	66.0	20/1/2012 22:56	64.9	22/1/2012 12:06	62.6	22/1/2012 21:16	65.7	23/1/2012 14:26	63.3
16/1/2012 20:41	64.5	18/1/2012 21:51	65.5	21/1/2012 19:01	66.9	22/1/2012 12:11	62.3	22/1/2012 21:21	64.0	23/1/2012 14:31	63.7
16/1/2012 20:46	63.1	18/1/2012 21:56	64.8	21/1/2012 19:06	68.4	22/1/2012 12:16	62.8	22/1/2012 21:26	64.6	23/1/2012 14:36	62.9
16/1/2012 20:51	63.7	18/1/2012 22:01	65.2	21/1/2012 19:11	67.6	22/1/2012 12:21	63.2	22/1/2012 21:31	64.9	23/1/2012 14:41	62.9
16/1/2012 20:56	62.7	18/1/2012 22:06	64.9	21/1/2012 19:16	67.9	22/1/2012 12:26	63.3	22/1/2012 21:36	65.4	23/1/2012 14:46	63.7
16/1/2012 21:01	64.5	18/1/2012 22:11	65.3	21/1/2012 19:21	67.3	22/1/2012 12:31	64.1	22/1/2012 21:41	64.5	23/1/2012 14:51	64.2
16/1/2012 21:06	63.4	18/1/2012 22:16	65.3	21/1/2012 19:26	65.3	22/1/2012 12:36	64.1	22/1/2012 21:46	65.3	23/1/2012 14:56	64.2
16/1/2012 21:11	63.0	18/1/2012 22:21	65.4	21/1/2012 19:31	64.6	22/1/2012 12:41	63.6	22/1/2012 21:51	64.9	23/1/2012 15:01	63.0
16/1/2012 21:16	63.2	18/1/2012 22:26	65.4	21/1/2012 19:36	64.8	22/1/2012 12:46	64.0	22/1/2012 21:56	63.7	23/1/2012 15:06	63.1
16/1/2012 21:21	62.0	18/1/2012 22:31	65.3	21/1/2012 19:41	65.9	22/1/2012 12:51	65.9	22/1/2012 22:01	63.5	23/1/2012 15:11	63.1
16/1/2012 21:26	63.3	18/1/2012 22:36	65.2	21/1/2012 19:46	65.1	22/1/2012 12:56	65.8	22/1/2012 22:06	66.0	23/1/2012 15:16	63.4
16/1/2012 21:31	62.5	18/1/2012 22:41	64.4	21/1/2012 19:51	64.5	22/1/2012 13:01	64.3	22/1/2012 22:11	64.5	23/1/2012 15:21	64.0
16/1/2012 21:36	63.0	18/1/2012 22:46	62.7	21/1/2012 19:56	64.9	22/1/2012 13:06	63.7	22/1/2012 22:16	64.1	23/1/2012 15:26	63.7
16/1/2012 21:41	62.8	18/1/2012 22:51	61.3	21/1/2012 20:01	64.8	22/1/2012 13:11	63.4	22/1/2012 22:21	65.4	23/1/2012 15:31	63.5
16/1/2012 21:46	62.9	18/1/2012 22:56	61.4	21/1/2012 20:06	65.0	22/1/2012 13:16	63.9	22/1/2012 22:26	64.2	23/1/2012 15:36	63.1
16/1/2012 21:51	62.8	19/1/2012 19:01	64.3	21/1/2012 20:11	65.6	22/1/2012 13:21	64.0	22/1/2012 22:31	63.6	23/1/2012 15:41	62.9
16/1/2012 21:56	62.1	19/1/2012 19:06	65.9	21/1/2012 20:16	65.5	22/1/2012 13:26	62.8	22/1/2012 22:36	63.3	23/1/2012 15:46	63.7
16/1/2012 22:01	62.6	19/1/2012 19:11	64.3	21/1/2012 20:21	65.7	22/1/2012 13:31	62.9	22/1/2012 22:41	63.0	23/1/2012 15:51	63.7
16/1/2012 22:06	63.3	19/1/2012 19:16	64.8	21/1/2012 20:26	65.8	22/1/2012 13:36	62.4	22/1/2012 22:46	63.0	23/1/2012 15:56	62.9
16/1/2012 22:11	63.2	19/1/2012 19:21	64.1	21/1/2012 20:31	65.7	22/1/2012 13:41	63.8	22/1/2012 22:51	63.6	23/1/2012 16:01	63.9
16/1/2012 22:16	63.0	19/1/2012 19:26	65.5	21/1/2012 20:36	66.9	22/1/2012 13:46	63.7	22/1/2012 22:56	63.1	23/1/2012 16:06	64.1
16/1/2012 22:21	63.4	19/1/2012 19:31	63.9	21/1/2012 20:41	66.1	22/1/2012 13:51	63.4	23/1/2012 7:01	63.9	23/1/2012 16:11	63.8
16/1/2012 22:26	63.7	19/1/2012 19:36	64.0	21/1/2012 20:46	66.3	22/1/2012 13:56	63.3	23/1/2012 7:06	63.8	23/1/2012 16:16	63.5
16/1/2012 22:31	63.0	19/1/2012 19:41	63.7	21/1/2012 20:51	65.9	22/1/2012 14:01	62.9	23/1/2012 7:11	64.8	23/1/2012 16:21	63.9
16/1/2012 22:36	63.1	19/1/2012 19:46	64.2	21/1/2012 20:56	65.8	22/1/2012 14:06	63.4	23/1/2012 7:16	64.3	23/1/2012 16:26	65.0
16/1/2012 22:41	63.1	19/1/2012 19:51	64.2	21/1/2012 21:01	66.4	22/1/2012 14:11	63.7	23/1/2012 7:21	64.8	23/1/2012 16:31	64.1
16/1/2012 22:46	62.7	19/1/2012 19:56	64.1	21/1/2012 21:06	65.6	22/1/2012 14:16	63.6	23/1/2012 7:26	63.5	23/1/2012 16:36	64.2

Real-time Noise Data RTN1 (FEHD Hong Kong Transport Section Whitefield Depot)

23/1/2012 16:41	64.8
23/1/2012 16:46	64.9
23/1/2012 16:51	65.1
23/1/2012 16:56	65.7
23/1/2012 17:01	64.7
23/1/2012 17:06	65.6
23/1/2012 17:11	64.8
23/1/2012 17:16	65.0
23/1/2012 17:21	64.8
23/1/2012 17:26	65.4
23/1/2012 17:31	65.2
23/1/2012 17:36	64.9
23/1/2012 17:41	65.2
23/1/2012 17:46	64.4
23/1/2012 17:51	64.7
23/1/2012 17:56	65.5
23/1/2012 18:01	65.2
23/1/2012 18:06	64.4
23/1/2012 18:11	64.7
23/1/2012 18:16	64.5
23/1/2012 18:21	64.0
23/1/2012 18:26	64.2
23/1/2012 18:31	64.4
23/1/2012 18:36	64.8
23/1/2012 18:41	64.4
23/1/2012 18:46	65.0
23/1/2012 18:51	65.1
23/1/2012 18:56	64.6
23/1/2012 19:01	64.4
23/1/2012 19:06	64.2
23/1/2012 19:11	64.4
23/1/2012 19:16	63.7
23/1/2012 19:21	64.1
23/1/2012 19:26	64.1
23/1/2012 19:31	64.7
23/1/2012 19:36	64.2
23/1/2012 19:41	64.0
23/1/2012 19:46	64.1
23/1/2012 19:51	63.2
23/1/2012 19:56	63.7
23/1/2012 20:01	64.5
23/1/2012 20:06	64.4
23/1/2012 20:11	64.3
23/1/2012 20:16	64.3
23/1/2012 20:21	63.8
23/1/2012 20:26	64.9
23/1/2012 20:31	65.4
23/1/2012 20:36	65.4
23/1/2012 20:41	66.1
23/1/2012 20:46	66.3
23/1/2012 20:51	66.2
23/1/2012 20:56	66.3
23/1/2012 21:01	65.8
23/1/2012 21:06	66.1
23/1/2012 21:11	65.7
23/1/2012 21:16	66.0
23/1/2012 21:21	66.7
23/1/2012 21:26	66.4
23/1/2012 21:31	65.5
23/1/2012 21:36	66.9
23/1/2012 21:41	65.2
23/1/2012 21:46	65.0
23/1/2012 21:51	65.5
23/1/2012 21:56	64.9
23/1/2012 22:01	65.1
23/1/2012 22:06	65.3
23/1/2012 22:11	64.8
23/1/2012 22:16	65.2
23/1/2012 22:21	64.7
23/1/2012 22:26	65.3
23/1/2012 22:31	65.0
23/1/2012 22:36	64.4
23/1/2012 22:41	64.7
23/1/2012 22:46	65.0
23/1/2012 22:51	65.4
23/1/2012 22:56	65.5
24/1/2012 7:01	63.7
24/1/2012 7:06	62.6
24/1/2012 7:11	63.4
24/1/2012 7:16	64.7
24/1/2012 7:21	63.1
24/1/2012 7:26	63.4
24/1/2012 7:31	62.8
24/1/2012 7:36	63.6
24/1/2012 7:41	63.6
24/1/2012 7:46	63.9
24/1/2012 7:51	64.3
24/1/2012 7:56	64.0
24/1/2012 8:01	64.4
24/1/2012 8:06	64.6
24/1/2012 8:11	63.8
24/1/2012 8:16	64.2
24/1/2012 8:21	64.9
24/1/2012 8:26	64.9
24/1/2012 8:31	65.2
24/1/2012 8:36	66.0
24/1/2012 8:41	64.9
24/1/2012 8:46	65.6
24/1/2012 8:51	65.1
24/1/2012 8:56	65.8
24/1/2012 9:01	64.8
24/1/2012 9:06	65.1
24/1/2012 9:11	65.5
24/1/2012 9:16	64.8
24/1/2012 9:21	65.1
24/1/2012 9:26	65.2
24/1/2012 9:31	65.7
24/1/2012 9:36	65.4
24/1/2012 9:41	65.6
24/1/2012 9:46	66.1

24/1/2012 9:51	66.0
24/1/2012 9:56	65.5
24/1/2012 10:01	65.5
24/1/2012 10:06	66.5
24/1/2012 10:11	65.6
24/1/2012 10:16	67.6
24/1/2012 10:21	66.1
24/1/2012 10:26	65.3
24/1/2012 10:31	66.1
24/1/2012 10:36	66.1
24/1/2012 10:41	66.4
24/1/2012 10:46	66.9
24/1/2012 10:51	66.8
24/1/2012 10:56	66.7
24/1/2012 11:01	66.4
24/1/2012 11:06	66.1
24/1/2012 11:11	66.3
24/1/2012 11:16	65.2
24/1/2012 11:21	65.4
24/1/2012 11:26	65.5
24/1/2012 11:31	64.9
24/1/2012 11:36	66.1
24/1/2012 11:41	66.9
24/1/2012 11:46	66.2
24/1/2012 11:51	66.2
24/1/2012 11:56	66.2
24/1/2012 12:01	66.8
24/1/2012 12:06	64.7
24/1/2012 12:11	65.4
24/1/2012 12:16	65.3
24/1/2012 12:21	65.3
24/1/2012 12:26	65.5
24/1/2012 12:31	66.0
24/1/2012 12:36	65.8
24/1/2012 12:41	64.9
24/1/2012 12:46	66.3
24/1/2012 12:51	65.1
24/1/2012 12:56	64.6
24/1/2012 13:01	65.9
24/1/2012 13:06	66.0
24/1/2012 13:11	65.4
24/1/2012 13:16	65.3
24/1/2012 13:21	65.9
24/1/2012 13:26	65.4
24/1/2012 13:31	65.6
24/1/2012 13:36	65.4
24/1/2012 13:41	65.5
24/1/2012 13:46	64.9
24/1/2012 13:51	66.1
24/1/2012 13:56	64.7
24/1/2012 14:01	66.2
24/1/2012 14:06	64.0
24/1/2012 14:11	64.1
24/1/2012 14:16	64.1
24/1/2012 14:21	64.2
24/1/2012 14:26	64.3
24/1/2012 14:31	64.0
24/1/2012 14:36	63.9
24/1/2012 14:41	63.3
24/1/2012 14:46	63.7
24/1/2012 14:51	63.8
24/1/2012 14:56	63.9
24/1/2012 15:01	64.3
24/1/2012 15:06	64.2
24/1/2012 15:11	64.9
24/1/2012 15:16	65.3
24/1/2012 15:21	65.0
24/1/2012 15:26	66.2
24/1/2012 15:31	65.4
24/1/2012 15:36	65.8
24/1/2012 15:41	65.0
24/1/2012 15:46	64.9
24/1/2012 15:51	66.0
24/1/2012 15:56	65.1
24/1/2012 16:01	64.4
24/1/2012 16:06	65.1
24/1/2012 16:11	66.0
24/1/2012 16:16	64.9
24/1/2012 16:21	64.8
24/1/2012 16:26	65.0
24/1/2012 16:31	66.7
24/1/2012 16:36	65.5
24/1/2012 16:41	65.5
24/1/2012 16:46	65.4
24/1/2012 16:51	66.0
24/1/2012 16:56	64.9
24/1/2012 17:01	65.7
24/1/2012 17:06	65.5
24/1/2012 17:11	64.9
24/1/2012 17:16	64.8
24/1/2012 17:21	64.9
24/1/2012 17:26	64.8
24/1/2012 17:31	65.4
24/1/2012 17:36	64.7
24/1/2012 17:41	65.3
24/1/2012 17:46	64.9
24/1/2012 17:51	65.2
24/1/2012 17:56	64.9
24/1/2012 18:01	65.1
24/1/2012 18:06	65.6
24/1/2012 18:11	64.9
24/1/2012 18:16	65.4
24/1/2012 18:21	64.8
24/1/2012 18:26	64.8
24/1/2012 18:31	64.7
24/1/2012 18:36	64.4
24/1/2012 18:41	63.7
24/1/2012 18:46	63.5
24/1/2012 18:51	64.1
24/1/2012 18:56	63.8

24/1/2012 19:01	64.3
24/1/2012 19:06	64.0
24/1/2012 19:11	63.3
24/1/2012 19:16	63.4
24/1/2012 19:21	64.5
24/1/2012 19:26	64.0
24/1/2012 19:31	65.0
24/1/2012 19:36	63.5
24/1/2012 19:41	63.9
24/1/2012 19:46	64.3
24/1/2012 19:51	65.3
24/1/2012 19:56	65.2
24/1/2012 20:01	64.0
24/1/2012 20:06	65.2
24/1/2012 20:11	64.1
24/1/2012 20:16	64.1
24/1/2012 20:21	64.4
24/1/2012 20:26	64.2
24/1/2012 20:31	64.6
24/1/2012 20:36	64.6
24/1/2012 20:41	63.9
24/1/2012 20:46	64.6
24/1/2012 20:51	66.7
24/1/2012 20:56	63.9
24/1/2012 21:01	64.6
24/1/2012 21:06	64.9
24/1/2012 21:11	63.9
24/1/2012 21:16	64.3
24/1/2012 21:21	63.8
24/1/2012 21:26	64.4
24/1/2012 21:31	63.9
24/1/2012 21:36	64.4
24/1/2012 21:41	64.2
24/1/2012 21:46	63.7
24/1/2012 21:51	64.1
24/1/2012 21:56	64.2
24/1/2012 22:01	65.9
24/1/2012 22:06	65.9
24/1/2012 22:11	64.3
24/1/2012 22:16	64.0
24/1/2012 22:21	64.0
24/1/2012 22:26	64.6
24/1/2012 22:31	64.1
24/1/2012 22:36	64.2
24/1/2012 22:41	63.8
24/1/2012 22:46	64.0
24/1/2012 22:51	64.6
24/1/2012 22:56	64.6
25/1/2012 7:01	61.0
25/1/2012 7:06	62.7
25/1/2012 7:11	61.0
25/1/2012 7:16	62.5
25/1/2012 7:21	63.1
25/1/2012 7:26	62.3
25/1/2012 7:31	63.1
25/1/2012 7:36	63.0
25/1/2012 7:41	62.8
25/1/2012 7:46	63.2
25/1/2012 7:51	62.9
25/1/2012 7:56	66.5
25/1/2012 8:01	64.6
25/1/2012 8:06	63.7
25/1/2012 8:11	63.4
25/1/2012 8:16	63.6
25/1/2012 8:21	63.3
25/1/2012 8:26	64.7
25/1/2012 8:31	63.8
25/1/2012 8:36	64.5
25/1/2012 8:41	63.4
25/1/2012 8:46	64.3
25/1/2012 8:51	64.5
25/1/2012 8:56	63.9
25/1/2012 9:01	64.8
25/1/2012 9:06	64.9
25/1/2012 9:11	64.6
25/1/2012 9:16	64.2
25/1/2012 9:21	64.2
25/1/2012 9:26	64.9
25/1/2012 9:31	64.9
25/1/2012 9:36	64.8
25/1/2012 9:41	65.1
25/1/2012 9:46	65.6
25/1/2012 9:51	65.1
25/1/2012 9:56	65.1
25/1/2012 10:01	65.2
25/1/2012 10:06	65.6
25/1/2012 10:11	65.3
25/1/2012 10:16	65.9
25/1/2012 10:21	65.8
25/1/2012 10:26	65.0
25/1/2012 10:31	65.6
25/1/2012 10:36	65.4
25/1/2012 10:41	65.9
25/1/2012 10:46	65.6
25/1/2012 10:51	65.0
25/1/2012 10:56	65.9
25/1/2012 11:01	65.5
25/1/2012 11:06	64.2
25/1/2012 11:11	65.5
25/1/2012 11:16	66.2
25/1/2012 11:21	65.3
25/1/2012 11:26	65.7
25/1/2012 11:31	65.4
25/1/2012 11:36	64.0
25/1/2012 11:41	63.3
25/1/2012 11:46	64.9
25/1/2012 11:51	65.6
25/1/2012 11:56	65.0
25/1/2012 12:01	65.1
25/1/2012 12:06	65.8

25/1/2012 12:11	66.0
25/1/2012 12:16	64.6
25/1/2012 12:21	64.4
25/1/2012 12:26	65.0
25/1/2012 12:31	64.1
25/1/2012 12:36	64.3
25/1/2012 12:41	67.1
25/1/2012 12:46	65.0
25/1/2012 12:51	65.8
25/1/2012 12:56	65.0
25/1/2012 13:01	65.7
25/1/2012 13:06	65.1
25/1/2012 13:11	64.4
25/1/2012 13:16	65.2
25/1/2012 13:21	65.3
25/1/2012 13:26	65.4
25/1/2012 13:31	65.1
25/1/2012 13:36	65.3
25/1/2012 13:41	65.6
25/1/2012 13:46	65.2
25/1/2012 13:51	65.5
25/1/2012 13:56	65.0
25/1/2012 14:01	65.1
25/1/2012 14:06	65.6
25/1/2012 14:11	64.0
25/1/2012 14:16	63.6
25/1/2012 14:21	64.3
25/1/2012 14:26	64.3
25/1/2012 14:31	63.1
25/1/2012 14:36	63.6
25/1/2012 14:41	63.3
25/1/2012 14:46	63.0
25/1/2012 14:51	63.3
25/1/2012 14:56	63.9
25/1/2012 15:01	64.1
25/1/2012 15:06	63.9
25/1/2012 15:11	64.0
25/1/2012 15:16	63.3
25/1/2012 15:21	63.4
25/1/2012 15:26	63.6
25/1/2012 15:31	63.4
25/1/2012 15:36	63.4
25/1/2012 15:41	63.1
25/1/2012 15:46	64.1
25/1/2012 15:51	63.6
25/1/2012 15:56	64.2
25/1/2012 16:01	63.9
25/1/2012 16:06	63.1
25/1/2012 16:11	63.6
25/1/2012 16:16	64.5
25/1/2012 16:21	63.9
25/1/2012 16:26	63.7
25/1/2012 16:31	64.4
25/1/2012 16:36	64.3
25/1/2012 16:41	64.0
25/1/2012 16:46	64.9
25/1/2012 16:51	65.1
25/1/2012 16:56	64.8
25/1/2012 17:01	65.4
25/1/2012 17:06	65.8
25/1/2012 17:11	65.3
25/1/2012 17:16	65.4
25/1/2012 17:21	65.5
25/1/2012 17:26	65.3
25/1/2012 17:31	65.4
25/1/2012 17:36	64.8
25/1/2012 17:41	65.3
25/1/2012 17:46	65.4
25/1/2012 17:51	64.8
25/1/2012 17:56	65.2
25/1/2012 18:01	64.8
25/1/2012 18:06	65.5
25/1/2012 18:11	64.9
25/1/2012 18:16	65.2
25/1/2012 18:21	63.8
25/1/2012 18:26	64.5
25/1/2012 18:31	64.2
25/1/2012 18:36	63.5
25/1/2012 18:41	64.1
25/1/2012 18:46	64.9
25/1/2012 18:51	63.9
25/1/2012 18:56	64.0
25/1/2012 19:01	63.1
25/1/2012 19:06	63.1
25/1/2012 19:11	63.3
25/1/2012 19:16	62.9
25/1/2012 19:21	63.0
25/1/2012 19:26	62.8
25/1/2012 19:31	63.3
25/1/2012 19:36	62.8
25/1/2012 19:41	63.7
25/1/2012 19:46	63.0
25/1/2012 19:51	62.9
25/1/2012 19:56	63.7
25/1/2012 20:01	63.0
25/1/2012 20:06	64.2
25/1/2012 20:11	63.6
25/1/2012 20:16	63.3
25/1/2012 20:21	63.5
25/1/2012 20:26	63.7
25/1/2012 20:31	65.0
25/1/2012 20:36	64.3
25/1/2012 20:41	64.5
25/1/2012 20:46	64.5
25/1/2012 20:51	64.3
25/1/2012 20:56	64.8
25/1/2012 21:01	64.0
25/1/2012 21:06	64.1
25/1/2012 21:11	64.6
25/1/2012 21:16	64.1

25/1/2012 21:21	64.7
25/1/2012 21:26	64.4
25/1/2012 21:31	64.6
25/1/2012 21:36	64.7
25/1/2012 21:41	64.5
25/1/2012 21:46	64.2
25/1/2012 21:51	64.0
25/1/2012 21:56	64.1
25/1/2012 22:01	63.9
25/1/2012 22:06	64.4
25/1/2012 22:11	63.9
25/1/2012 22:16	64.1
25/1/2012 22:21	64.3
25/1/2012 22:26	64.3
25/1/2012 22:31	64.9
25/1/2012 22:36	64.3
25/1/2012 22:41	64.2
25/1/2012 22:46	64.4
25/1/2012 22:51	64.5
26/1/2012 19:01	63.8
26/1/2012 19:06	63.9
26/1/2012 19:11	64.4
26/1/2012 19:16	64.3
26/1/2012 19:21	63.4
26/1/2012 19:26	63.5
26/1/2012 19:31	63.9
26/1/2012 19:36	63.6
26/1/2012 19:41	63.0
26/1/2012 19:46	63.7
26/1/2012 19:51	63.2
26/1/2012 19:56	63.0
26/1/2012 20:01	63.4
26/1/2012 20:06	64.5
26/1/2012 20:11	63.4
26/1/2012 20:16	63.5
26/1/2012 20:21	63.5
26/1/2012 20:26	64.0
26/1/2012 20:31	64.0
26/1/2012 20:36	63.6
26/1/2012 20:41	63.9
26/1/2012 20:46	62.9
26/1/2012 20:51	63.1
26/1/2012 20:56	63.3
26/1/2012 21:01	63.5
26/1/2012 21:06	63.3
26/1/2012 21:11	63.0
26/1/2012 21:16	63.1
26/1/2012 21:21	63.6
26/1/2012 21:26	63.0
26/1/2012 21:31	63.4
26/1/2012 21:36	62.9
26/1/2012 21:41	63.4
26/1/2012 21:46	63.0
26/1/2012 21:51	63.3
26/1/2012 21:56	62.1
26/1/2012 22:01	62.4
26/1/2012 22:06	62.8
26/1/2012 22:11	62.6
26/1/2012 22:16	62.2
26/1/2012 22:21	64.1
26/1/2012 22:26	62.9
26/1/2012 22:31	61.8
26/1/2012 22:36	62.2
26/1/2012 22:41	62.8
26/1/2012 22:46	62.8
26/1/2012 22:51	61.4
26/1/2012 22:56	62.6
27/1/2012 19:01	65.4
27/1/2012 19:06	66.0
27/1/2012 19:11	66.3
27/1/2012 19:16	62.8
27/1/2012 19:21	66.4
27/1/2012 19:26	66.6
27/1/2012 19:31	65.0
27/1/2012 19:36	66.8
27/1/2012 19:41	63.7
27/1/2012 19:46	64.5
27/1/2012 19:51	62.6
27/1/2012 19:56	62.0
27/1/2012 20:01	62.4
27/1/2012 20:06	63.0
27/1/2012 20:11	64.1
27/1/2012 20:16	64.5
27/1/2012 20:21	63.9
27/1/2012 20:26	64.3
27/1/2012 20:31	64.5
27/1/2012 20:36	64.0
27/1/2012 20:41	64.9
27/1/2012 20:46	65.5
27/1/2012 20:51	65.8
27/1/2012 20:56	64.8
27/1/2012 21:01	65.3
27/1/2012 21:06	65.6
27/1/2012 21:11	65.6
27/1/2012 21:16	66.0
27/1/2012 21:21	65.0
27/1/2012 21:26	64.7
27/1/2012 21:31	64.8
27/1/2012 21:36	65.6
27/1/2012 21:41	64.9
27/1/2012 21:46	64.2
27/1/2012 21:51	64.4
27/1/2012 21:56	64.6
27/1/2012 22:01	64.6
27/1/2012 22:06	64.5
27/1/2012 22:11	63.7
27/1/2012 22:16	64.0
27/1/2012 22:21	64.2
27/1/2012 22:26	65.1

27/1/2012 22:31	64.3
27/1/2012 22:36	64.0
27/1/2012 22:41	64.4
27/1/2012 22:46	64.4
27/1/2012 22:51	64.8
27/1/2012 22:56	65.3

Night-time 23:00-07:00

28/12/2011 0:01	61.7
28/12/2011 0:06	61.2
28/12/2011 0:11	60.9
28/12/2011 0:16	62.1
28/12/2011 0:21	61.0
28/12/2011 0:26	61.0
28/12/2011 0:31	61.1
28/12/2011 0:36	59.9
28/12/2011 0:41	59.2
28/12/2011 0:46	59.5
28/12/2011 0:51	58.9
28/12/2011 0:56	59.2
28/12/2011 1:01	58.5
28/12/2011 1:06	58.8
28/12/2011 1:11	59.3
28/12/2011 1:16	58.9
28/12/2011 1:21	58.9
28/12/2011 1:26	59.1
28/12/2011 1:31	58.5
28/12/2011 1:36	58.2
28/12/2011 1:41	58.2
28/12/2011 1:46	57.0
28/12/2011 1:51	58.9
28/12/2011 1:56	57.8
28/12/2011 2:01	57.9
28/12/2011 2:06	57.0
28/12/2011 2:11	57.2
28/12/2011 2:16	56.6
28/12/2011 2:21	57.8
28/12/2011 2:26	58.5
28/12/2011 2:31	57.6
28/12/2011 2:36	56.2
28/12/2011 2:41	57.1
28/12/2011 2:46	56.5
28/12/2011 2:51	56.3
28/12/2011 2:56	55.7
28/12/2011 3:01	56.1
28/12/2011 3:06	56.1
28/12/2011 3:11	56.5
28/12/2011 3:16	55.7
28/12/2011 3:21	56.1
28/12/2011 3:26	56.5
28/12/2011 3:31	55.2
28/12/2011 3:36	56.8
28/12/2011 3:41	56.1
28/12/2011 3:46	56.6
28/12/2011 3:51	55.4
28/12/2011 3:56	56.2
28/12/2011 4:01	55.9
28/12/2011 4:06	55.8
28/12/2011 4:11	56.1
28/12/2011 4:16	54.9
28/12/2011 4:21	56.9
28/12/2011 4:26	54.7
28/12/2011 4:31	56.8
28/12/2011 4:36	56.2
28/12/2011 4:41	57.0
28/12/2011 4:46	56.5
28/12/2011 4:51	56.6
28/12/2011 4:56	57.3
28/12/2011 5:01	57.2
28/12/2011 5:06	56.6
28/12/2011 5:11	58.1
28/12/2011 5:16	57.7
28/12/2011 5:21	57.2
28/12/2011 5:26	56.4
28/12/2011 5:31	60.3
28/12/2011 5:36	59.7
28/12/2011 5:41	58.8
28/12/2011 5:46	57.9
28/12/2011 5:51	58.3
28/12/2011 5:56	58.5
28/12/2011 6:01	58.2
28/12/2011 6:06	59.6
28/12/2011 6:11	59.8
28/12/2011 6:16	59.2
28/12/2011 6:21	60.3
28/12/2011 6:26	59.6
28/12/2011 6:31	60.4
28/12/2011 6:36	61.6
28/12/2011 6:41	61.2
28/12/2011 6:46	61.7
28/12/2011 6:51	61.7
28/12/2011 6:56	61.8
28/12/2011 23:01	61.6
28/12/2011 23:06	61.2
28/12/2011 23:11	61.5
28/12/2011 23:16	62.0
28/12/2011 23:21	61.1
28/12/2011 23:26	61.6
28/12/2011 23:31	62.1
28/12/2011 23:36	61.7
28/12/2011 23:41	60.8
28/12/2011 23:46	61.1
28/12/2011 23:51	61.1
28/12/2011 23:56	61.9
29/12/2011 0:01	61.4
29/12/2011 0:06	61.1
29/12/2011 0:11	60.9
29/12/2011 0:16	61.7
29/12/2011 0:21	60.7
29/12/2011 0:26	61.0

Real-time Noise Data RTN1 (FEHD Hong Kong Transport Section Whitefield Depot)

29/12/2011 0:31	60.1	30/12/2011 1:41	57.7	31/12/2011 2:51	59.2	1/1/2012 4:01	60.2	2/1/2012 5:11	57.6	3/1/2012 6:21	60.0
29/12/2011 0:36	58.8	30/12/2011 1:46	57.6	31/12/2011 2:56	58.7	1/1/2012 4:06	60.2	2/1/2012 5:16	56.8	3/1/2012 6:26	61.0
29/12/2011 0:41	59.1	30/12/2011 1:51	56.8	31/12/2011 3:01	59.4	1/1/2012 4:11	60.2	2/1/2012 5:21	56.7	3/1/2012 6:31	61.1
29/12/2011 0:46	59.2	30/12/2011 1:56	57.2	31/12/2011 3:06	58.8	1/1/2012 4:16	60.4	2/1/2012 5:26	57.7	3/1/2012 6:36	60.9
29/12/2011 0:51	58.4	30/12/2011 2:01	57.5	31/12/2011 3:11	59.0	1/1/2012 4:21	59.9	2/1/2012 5:31	60.3	3/1/2012 6:41	61.8
29/12/2011 0:56	58.2	30/12/2011 2:06	57.6	31/12/2011 3:16	58.5	1/1/2012 4:26	59.3	2/1/2012 5:36	57.2	3/1/2012 6:46	61.5
29/12/2011 1:01	59.4	30/12/2011 2:11	56.1	31/12/2011 3:21	58.9	1/1/2012 4:31	59.8	2/1/2012 5:41	60.5	3/1/2012 6:51	62.0
29/12/2011 1:06	58.4	30/12/2011 2:16	56.9	31/12/2011 3:26	57.5	1/1/2012 4:36	59.2	2/1/2012 5:46	58.7	3/1/2012 6:56	62.9
29/12/2011 1:11	58.6	30/12/2011 2:21	57.5	31/12/2011 3:31	57.9	1/1/2012 4:41	59.2	2/1/2012 5:51	57.9	3/1/2012 23:01	62.0
29/12/2011 1:16	58.8	30/12/2011 2:26	57.5	31/12/2011 3:36	56.8	1/1/2012 4:46	59.6	2/1/2012 5:56	58.6	3/1/2012 23:06	62.2
29/12/2011 1:21	58.1	30/12/2011 2:31	57.6	31/12/2011 3:41	58.0	1/1/2012 4:51	58.8	2/1/2012 6:01	58.3	3/1/2012 23:11	61.5
29/12/2011 1:26	57.2	30/12/2011 2:36	56.7	31/12/2011 3:46	56.8	1/1/2012 4:56	59.7	2/1/2012 6:06	59.0	3/1/2012 23:16	61.9
29/12/2011 1:31	57.6	30/12/2011 2:41	57.4	31/12/2011 3:51	57.3	1/1/2012 5:01	59.3	2/1/2012 6:11	58.7	3/1/2012 23:21	61.7
29/12/2011 1:36	56.8	30/12/2011 2:46	57.4	31/12/2011 3:56	57.2	1/1/2012 5:06	58.9	2/1/2012 6:16	57.9	3/1/2012 23:26	62.3
29/12/2011 1:41	57.9	30/12/2011 2:51	57.3	31/12/2011 4:01	58.4	1/1/2012 5:11	61.4	2/1/2012 6:21	60.0	3/1/2012 23:31	62.3
29/12/2011 1:46	57.0	30/12/2011 2:56	56.0	31/12/2011 4:06	57.7	1/1/2012 5:16	59.5	2/1/2012 6:26	60.5	3/1/2012 23:36	61.9
29/12/2011 1:51	57.7	30/12/2011 3:01	55.2	31/12/2011 4:11	57.7	1/1/2012 5:21	58.7	2/1/2012 6:31	58.6	3/1/2012 23:41	62.5
29/12/2011 1:56	56.6	30/12/2011 3:06	56.8	31/12/2011 4:16	57.5	1/1/2012 5:26	59.1	2/1/2012 6:36	60.3	3/1/2012 23:46	61.6
29/12/2011 2:01	57.1	30/12/2011 3:11	56.5	31/12/2011 4:21	56.9	1/1/2012 5:31	59.3	2/1/2012 6:41	59.6	3/1/2012 23:51	61.7
29/12/2011 2:06	56.7	30/12/2011 3:16	56.3	31/12/2011 4:26	57.5	1/1/2012 5:36	58.9	2/1/2012 6:46	61.2	3/1/2012 23:56	62.0
29/12/2011 2:11	56.1	30/12/2011 3:21	56.5	31/12/2011 4:31	58.0	1/1/2012 5:41	59.1	2/1/2012 6:51	60.6	4/1/2012 0:01	61.7
29/12/2011 2:16	58.1	30/12/2011 3:26	57.4	31/12/2011 4:36	57.2	1/1/2012 5:46	60.0	2/1/2012 6:56	59.2	4/1/2012 0:06	61.4
29/12/2011 2:21	56.4	30/12/2011 3:31	56.5	31/12/2011 4:41	57.6	1/1/2012 5:51	62.3	2/1/2012 23:01	61.6	4/1/2012 0:11	61.2
29/12/2011 2:26	56.7	30/12/2011 3:36	56.5	31/12/2011 4:46	57.6	1/1/2012 5:56	59.5	2/1/2012 23:06	61.6	4/1/2012 0:16	60.9
29/12/2011 2:31	56.6	30/12/2011 3:41	57.0	31/12/2011 4:51	57.6	1/1/2012 6:01	59.9	2/1/2012 23:11	61.4	4/1/2012 0:21	60.6
29/12/2011 2:36	57.2	30/12/2011 3:46	57.2	31/12/2011 4:56	56.9	1/1/2012 6:06	60.1	2/1/2012 23:16	61.5	4/1/2012 0:26	61.4
29/12/2011 2:41	57.2	30/12/2011 3:51	55.6	31/12/2011 5:01	56.9	1/1/2012 6:11	60.9	2/1/2012 23:21	61.1	4/1/2012 0:31	60.2
29/12/2011 2:46	56.7	30/12/2011 3:56	56.3	31/12/2011 5:06	57.2	1/1/2012 6:16	59.3	2/1/2012 23:26	61.6	4/1/2012 0:36	60.1
29/12/2011 2:51	56.7	30/12/2011 4:01	55.7	31/12/2011 5:11	58.2	1/1/2012 6:21	60.3	2/1/2012 23:31	61.2	4/1/2012 0:41	61.0
29/12/2011 2:56	56.4	30/12/2011 4:06	57.5	31/12/2011 5:16	57.9	1/1/2012 6:26	60.5	2/1/2012 23:36	60.5	4/1/2012 0:46	59.7
29/12/2011 3:01	56.8	30/12/2011 4:11	56.4	31/12/2011 5:21	57.4	1/1/2012 6:31	59.6	2/1/2012 23:41	61.1	4/1/2012 0:51	59.4
29/12/2011 3:06	57.7	30/12/2011 4:16	57.0	31/12/2011 5:26	58.9	1/1/2012 6:36	61.1	2/1/2012 23:46	61.1	4/1/2012 0:56	59.3
29/12/2011 3:11	56.3	30/12/2011 4:21	57.4	31/12/2011 5:31	58.6	1/1/2012 6:41	61.8	2/1/2012 23:51	61.0	4/1/2012 1:01	58.2
29/12/2011 3:16	55.8	30/12/2011 4:26	57.9	31/12/2011 5:36	58.3	1/1/2012 6:46	60.6	2/1/2012 23:56	60.9	4/1/2012 1:06	60.4
29/12/2011 3:21	56.4	30/12/2011 4:31	57.6	31/12/2011 5:41	57.9	1/1/2012 6:51	60.2	3/1/2012 0:01	60.8	4/1/2012 1:11	59.9
29/12/2011 3:26	57.2	30/12/2011 4:36	56.7	31/12/2011 5:46	58.1	1/1/2012 6:56	60.7	3/1/2012 0:06	60.8	4/1/2012 1:16	58.6
29/12/2011 3:31	56.0	30/12/2011 4:41	57.5	31/12/2011 5:51	59.9	1/1/2012 23:01	61.0	3/1/2012 0:11	60.7	4/1/2012 1:21	59.3
29/12/2011 3:36	55.8	30/12/2011 4:46	57.2	31/12/2011 5:56	59.1	1/1/2012 23:06	61.0	3/1/2012 0:16	61.2	4/1/2012 1:26	57.9
29/12/2011 3:41	57.3	30/12/2011 4:51	57.2	31/12/2011 6:01	58.8	1/1/2012 23:11	61.2	3/1/2012 0:21	60.9	4/1/2012 1:31	58.8
29/12/2011 3:46	55.9	30/12/2011 4:56	57.7	31/12/2011 6:06	58.9	1/1/2012 23:16	61.8	3/1/2012 0:26	61.0	4/1/2012 1:36	58.3
29/12/2011 3:51	55.4	30/12/2011 5:01	56.6	31/12/2011 6:11	60.2	1/1/2012 23:21	61.2	3/1/2012 0:31	59.1	4/1/2012 1:41	58.4
29/12/2011 3:56	56.2	30/12/2011 5:06	56.8	31/12/2011 6:16	59.2	1/1/2012 23:26	61.0	3/1/2012 0:36	59.7	4/1/2012 1:46	59.1
29/12/2011 4:01	56.3	30/12/2011 5:11	57.8	31/12/2011 6:21	60.3	1/1/2012 23:31	61.1	3/1/2012 0:41	59.2	4/1/2012 1:51	58.1
29/12/2011 4:06	57.1	30/12/2011 5:16	57.5	31/12/2011 6:26	60.8	1/1/2012 23:36	61.2	3/1/2012 0:46	59.1	4/1/2012 1:56	58.5
29/12/2011 4:11	56.3	30/12/2011 5:21	57.8	31/12/2011 6:31	61.3	1/1/2012 23:41	61.2	3/1/2012 0:51	59.1	4/1/2012 2:01	58.5
29/12/2011 4:16	57.3	30/12/2011 5:26	57.6	31/12/2011 6:36	62.6	1/1/2012 23:46	62.0	3/1/2012 0:56	58.3	4/1/2012 2:06	58.2
29/12/2011 4:21	55.9	30/12/2011 5:31	58.3	31/12/2011 6:41	61.4	1/1/2012 23:51	61.9	3/1/2012 1:01	59.0	4/1/2012 2:11	57.9
29/12/2011 4:26	55.1	30/12/2011 5:36	58.1	31/12/2011 6:46	61.7	1/1/2012 23:56	62.2	3/1/2012 1:06	59.2	4/1/2012 2:16	57.9
29/12/2011 4:31	55.5	30/12/2011 5:41	59.0	31/12/2011 6:51	61.1	2/1/2012 0:01	60.9	3/1/2012 1:11	58.3	4/1/2012 2:21	58.4
29/12/2011 4:36	56.5	30/12/2011 5:46	58.8	31/12/2011 6:56	61.2	2/1/2012 0:06	61.2	3/1/2012 1:16	58.7	4/1/2012 2:26	57.8
29/12/2011 4:41	56.2	30/12/2011 5:51	61.2	31/12/2011 23:01	62.0	2/1/2012 0:11	61.4	3/1/2012 1:21	58.7	4/1/2012 2:31	57.5
29/12/2011 4:46	58.9	30/12/2011 5:56	57.8	31/12/2011 23:06	62.0	2/1/2012 0:16	60.9	3/1/2012 1:26	58.2	4/1/2012 2:36	58.0
29/12/2011 4:51	57.1	30/12/2011 6:01	59.8	31/12/2011 23:11	62.4	2/1/2012 0:21	60.8	3/1/2012 1:31	58.1	4/1/2012 2:41	57.7
29/12/2011 4:56	55.9	30/12/2011 6:06	60.1	31/12/2011 23:16	63.1	2/1/2012 0:26	60.6	3/1/2012 1:36	58.0	4/1/2012 2:46	57.2
29/12/2011 5:01	56.5	30/12/2011 6:11	59.5	31/12/2011 23:21	61.6	2/1/2012 0:31	61.0	3/1/2012 1:41	58.0	4/1/2012 2:51	56.3
29/12/2011 5:06	57.3	30/12/2011 6:16	59.9	31/12/2011 23:26	62.1	2/1/2012 0:36	59.8	3/1/2012 1:46	57.6	4/1/2012 2:56	57.6
29/12/2011 5:11	57.0	30/12/2011 6:21	60.2	31/12/2011 23:31	62.6	2/1/2012 0:41	60.1	3/1/2012 1:51	57.1	4/1/2012 3:01	57.5
29/12/2011 5:16	57.5	30/12/2011 6:26	61.0	31/12/2011 23:36	64.4	2/1/2012 0:46	60.5	3/1/2012 1:56	56.4	4/1/2012 3:06	57.0
29/12/2011 5:21	57.6	30/12/2011 6:31	60.8	31/12/2011 23:41	62.7	2/1/2012 0:51	60.4	3/1/2012 2:01	57.5	4/1/2012 3:11	56.4
29/12/2011 5:26	57.3	30/12/2011 6:36	61.2	31/12/2011 23:46	61.5	2/1/2012 0:56	59.8	3/1/2012 2:06	56.6	4/1/2012 3:16	56.4
29/12/2011 5:31	57.9	30/12/2011 6:41	61.3	31/12/2011 23:51	62.4	2/1/2012 1:01	59.5	3/1/2012 2:11	56.6	4/1/2012 3:21	57.8
29/12/2011 5:36	58.0	30/12/2011 6:46	61.8	31/12/2011 23:56	62.2	2/1/2012 1:06	59.2	3/1/2012 2:16	57.0	4/1/2012 3:26	57.1
29/12/2011 5:41	58.6	30/12/2011 6:51	62.1	1/1/2012 0:01	66.4	2/1/2012 1:11	61.7	3/1/2012 2:21	55.8	4/1/2012 3:31	57.0
29/12/2011 5:46	58.6	30/12/2011 6:56	62.3	1/1/2012 0:06	61.9	2/1/2012 1:16	58.7	3/1/2012 2:26	57.6	4/1/2012 3:36	57.9
29/12/2011 5:51	58.6	30/12/2011 23:01	61.6	1/1/2012 0:11	62.2	2/1/2012 1:21	59.5	3/1/2012 2:31	56.7	4/1/2012 3:41	57.2
29/12/2011 5:56	58.0	30/12/2011 23:06	62.9	1/1/2012 0:16	62.4	2/1/2012 1:26	59.6	3/1/2012 2:36	56.1	4/1/2012 3:46	57.0
29/12/2011 6:01	60.1	30/12/2011 23:11	62.6	1/1/2012 0:21	61.4	2/1/2012 1:31	58.0	3/1/2012 2:41	56.5	4/1/2012 3:51	56.4
29/12/2011 6:06	59.4	30/12/2011 23:16	62.1	1/1/2012 0:26	62.1	2/1/2012 1:36	59.1	3/1/2012 2:46	56.0	4/1/2012 3:56	57.7
29/12/2011 6:11	60.2	30/12/2011 23:21	61.9	1/1/2012 0:31	62.5	2/1/2012 1:41	58.5	3/1/2012 2:51	58.1	4/1/2012 4:01	57.2
29/12/2011 6:16	58.9	30/12/2011 23:26	61.8	1/1/2012 0:36	62.0	2/1/2012 1:46	58.3	3/1/2012 2:56	56.0	4/1/2012 4:06	56.8
29/12/2011 6:21	60.2	30/12/2011 23:31	61.7	1/1/2012 0:41	62.1	2/1/2012 1:51	58.3	3/1/2012 3:01	55.7	4/1/2012 4:11	56.9
29/12/2011 6:26	60.1	30/12/2011 23:36	61.6	1/1/2012 0:46	62.1	2/1/2012 1:56	58.9	3/1/2012 3:06	55.4	4/1/2012 4:16	57.0
29/12/2011 6:31	60.1	30/12/2011 23:41	61.7	1/1/2012 0:51	62.8	2/1/2012 2:01	59.0	3/1/2012 3:11	56.8	4/1/2012 4:21	57.7
29/12/2011 6:36	60.7	30/12/2011 23:46	61.8	1/1/2012 0:56	61.5	2/1/2012 2:06	58.0	3/1/2012 3:16	58.0	4/1/2012 4:26	58.3
29/12/2011 6:41	61.4	30/12/2011 23:51	62.0	1/1/2012 1:01	61.3	2/1/2012 2:11	58.5	3/1/2012 3:21	55.6	4/1/2012 4:31	56.9
29/12/2011 6:46	61.7	30/12/2011 23:56	62.4	1/1/2012 1:06	61.5	2/1/2012 2:16	58.5	3/1/2012 3:26	55.7	4/1/2012 4:36	57.6
29/12/2011 6:51	61.4	31/12/2011 0:01	61.7	1/1/2012 1:11	60.9	2/1/2012 2:21	57.3	3/1/2012 3:31	54.8	4/1/2012 4:41	58.0
29/12/2011 6:56	61.9	31/12/2011 0:06	62.2	1/1/2012 1:16	61.7	2/1/2012 2:26	58.2	3/1/2012 3:36	55.9	4/1/2012 4:46	56.7
29/12/2011 23:01	61.7	31/12/2011 0:11	61.7	1/1/2012 1:21	61.1	2/1/2012 2:31	58.4	3/1/2012 3:41	55.9	4/1/2012 4:51	57.6
29/12/2011 23:06	61.8	31/12/2011 0:16	62.5	1/1/2012 1:26	61.3	2/1/2012 2:36	57.8	3/1/2012 3:46	55.2	4/1/2012 4:56	58.9
29/12/2011 23:11	61.7	31/12/2011 0:21	61.5	1/1/2012 1:31	61.8	2/1/2012 2:41	58.3	3/1/2012 3:51	60.5	4/1/2012 5:01	58.1
29/12/2011 23:16	62.5	31/12/2011 0:26	61.5	1/1/2012 1:36	63.1	2/1/2012 2:46	58.4	3/1/2012 3:56	56.5	4/1/2012 5:06	58.8
29/12/2011 23:21	62.1	31/12/2011 0:31	61.9	1/1/2012 1:41	60.9	2/1/2012 2:51	57.9	3/1/2012 4:01	54.2	4/1/2012 5:11	57.9
29/12/2011 23:26	61.6	31/12/2011 0:36	61.4	1/1/2012 1:46	62.1	2/1/2012 2:56	57.4	3/1/2012 4:06	57.5	4/1/2012 5:16	57.8
29/12/2011 23:31	61.6	31/12/2011 0:41	61.1	1/1/2012 1:51	61.5	2/1/2012 3:01	57.1	3/1/2012 4:11	54.9	4/1/2012 5:21	58.5
29/12/2011 23:36	61.2	31/12/2011 0:46	61.2	1/1/2012 1:56	61.3	2/1/2012 3:06	57.0	3/1/2012 4:16	56.2	4/1/2012 5:26	59.8
29/12/2011 23:41	61.3	31/12/2011 0:51	60.7	1/1/2012 2:01	60.6	2/1/2012 3:11	57.9	3/1/2012 4:21	55.3	4/1/2012 5:31	59.3
29/12/2011 23:46	62.0	31/12/2011 0:56	60.8	1/1/2012 2:06	61.0	2/1/2012 3:16	56.5	3/1/2012 4:26	55.4	4/1/2012 5:36	62.5
29/12/2011 23:51	61.8	31/12/2011 1:01	60.7	1/1/2012 2:11	61.0	2/1/2012 3:21	58.1	3/1/2012 4:31	55.5	4/1/2012 5:41	60.2
29/12/2011 23:56	61.6	31/12/2011 1:06	60.3	1/1/2012 2:16	61.6	2/1/2012 3:26	58.2	3/1/2012 4:36	55.7	4/1/2012 5:46	59.9
30/12/2011 0:01	61.8	31/12/2011 1:11	60.3	1/1/2012 2:21	60.4	2/1/2012 3:31	56.8	3/1/2012 4:41	55.4	4/1/2012 5:51	58.7
30/12/2011 0:06	60.8	31/12/2011 1:16	60.2	1/1/2012 2:26	60.8	2/1/2012 3:36	57.6	3/1/2012 4:46	56.6	4/1/2012 5:56	59.2
30/12/2011 0:11	60.5	31/12/2011 1:21	59.9	1/1/2012 2:31	60.6	2/1/2012 3:41	57.1	3/1/2012 4:51	54.8	4/1/2012 6:01	60.5
30/12/2011 0:16	60.6	31/12/2011 1:26	60.0	1/1/2012 2:36	60.0	2/1/2012 3:46	57.9	3/1/2012 4:56	56.6	4/1/2012 6:06	60.3
30/12/2011 0:21	61.4	31/12/2011 1:31	59.6	1/1/2012 2:41	60.2	2/1/2012 3:51	57.8	3/1/2012 5:01	55.8	4/1/2012 6:11	60.9
30/12/2011 0:26	60.6	31/12/2011 1:36	59.6	1/1/2012 2:46	60.8	2/1/2012 3:56	56.6	3/1/2012 5:06	58.9	4/1/2012 6:16	61.1
30/12/2011 0:31	61.0	31/12/2011 1:41	60.5	1/1/2012 2:51	61.1	2/1/2012 4:01	56.2	3/1/2012 5:11	55.6	4/1/2012 6:21	61.8
30/12/2011 0:36	60.2	31/12/2011 1:46	60.0	1/1/2012 2:56	60.5	2/1/2012 4:06	57.4	3/1/2012 5:16	58.9	4/1/2012 6:26	62.0
30/12/2011 0:41	59.3	31/12/2011 1:51	59.9	1/1/2012 3:01	59.8	2/1/2012 4:11	56.6	3/1/2012 5:21	56.8	4/1/2012 6:31	62.9
30/12/2011 0:46	59.2	31/12/2011 1:56	60.0	1/1/2012 3:06	60.2	2/1/2012 4:16	56.5	3/1/2012 5:26	57.9	4/1/2012 6:36	62.4
30/12/2011 0:51	59.4	31/12/2011 2:01	59.7	1/1/2012 3:11	59.5	2/1/2012 4:21	57.3	3/1/2012 5:31	57.4	4/1/2012 6:41	63.2
30/12/2011 0:56	59.2	31/12/2011 2:06	59.8	1/1/2012 3:16	60.3	2/1/2012 4:26	56.8	3/1/2012 5:36	57.2	4/1/2012 6:46	63.2
30/12/2011 1:01	58.9	31/12/2011 2:11	59.4	1/1/2012 3:21	60.3	2/1/2012 4:31	56.3	3/1/2012 5:41	58.4	4/1/2012 6:51	62.7
30/12/2011 1:06	57.5	31/12/2011 2:16	59.5	1/1/2012 3:26	60.0	2/1/2012 4:36	56.9	3/1/2012 5:46	58.0	4/1/2012 6:56	63.3
30/12/2011 1:11	58.5	31/12/2011 2:21	59.9	1/1/2012 3:31	60.1	2/1/2012 4:41	57.3	3/1/2012 5:51	59.0	4/1/2012 23:01	62.7
30/12/2011 1:16	58.3	31/12/2011 2:26	59.2	1/1/2012 3:36	60.5	2/1/2012 4:46	57.0	3/1/2012 5:56	58.1	4/1/2012 23:06	63.0
30/12/2011 1:21	58.9	31/12/2011 2:31	59.5	1/1/2012 3:41	59.9	2/1/2012 4:51	56.8	3/1/2012 6:01	58.5	4/1/2012 23:11	62.6
30/12/2011 1:26	57.6	31/12/2011 2:36	59.0	1/1/2012 3:46	60.9	2/1/2012 4:56	56.6	3/1/2012 6:06	59.2	4/1/2012 23:16	62.4
30/12/2011 1:31	57.7	31/12/2011 2:41	59.0	1/1/2012 3:51	60.0	2/1/2012 5:01	57.7	3/1/2012 6:11	61.2	4/1/2012 23:21	62.4
30/12/2011 1:36	57.4	31/12/2011 2:46	60.2	1/1/2012 3:56	59.7	2/1/2012 5:06	56.5	3/1/2012 6:16	60.0	4/1/2012 23:26	62.7

Real-time Noise Data RTN1 (FEHD Hong Kong Transport Section Whitefield Depot)

4/1/2012 23:31	62.4	6/1/2012 0:41	60.5	7/1/2012 1:51	60.0	8/1/2012 3:01	58.8	9/1/2012 4:11	56.3	10/1/2012 5:21	57.1
4/1/2012 23:36	62.0	6/1/2012 0:46	60.1	7/1/2012 1:56	61.4	8/1/2012 3:06	58.2	9/1/2012 4:16	55.0	10/1/2012 5:26	57.7
4/1/2012 23:41	61.4	6/1/2012 0:51	61.5	7/1/2012 2:01	60.3	8/1/2012 3:11	58.3	9/1/2012 4:21	55.6	10/1/2012 5:31	58.9
4/1/2012 23:46	62.3	6/1/2012 0:56	59.7	7/1/2012 2:06	60.5	8/1/2012 3:16	60.2	9/1/2012 4:26	55.6	10/1/2012 5:36	57.5
4/1/2012 23:51	62.0	6/1/2012 1:01	59.3	7/1/2012 2:11	59.8	8/1/2012 3:21	59.5	9/1/2012 4:31	56.1	10/1/2012 5:41	58.9
4/1/2012 23:56	61.0	6/1/2012 1:06	59.9	7/1/2012 2:16	59.6	8/1/2012 3:26	58.8	9/1/2012 4:36	56.7	10/1/2012 5:46	59.1
5/1/2012 0:01	61.6	6/1/2012 1:11	59.8	7/1/2012 2:21	60.1	8/1/2012 3:31	58.7	9/1/2012 4:41	56.2	10/1/2012 5:51	59.1
5/1/2012 0:06	61.7	6/1/2012 1:16	59.6	7/1/2012 2:26	59.6	8/1/2012 3:36	59.7	9/1/2012 4:46	56.3	10/1/2012 5:56	58.9
5/1/2012 0:11	62.0	6/1/2012 1:21	58.9	7/1/2012 2:31	59.5	8/1/2012 3:41	59.6	9/1/2012 4:51	55.6	10/1/2012 6:01	59.1
5/1/2012 0:16	61.9	6/1/2012 1:26	58.6	7/1/2012 2:36	59.8	8/1/2012 3:46	59.0	9/1/2012 4:56	56.9	10/1/2012 6:06	60.0
5/1/2012 0:21	61.1	6/1/2012 1:31	58.1	7/1/2012 2:41	59.4	8/1/2012 3:51	59.1	9/1/2012 5:01	56.5	10/1/2012 6:11	59.6
5/1/2012 0:26	61.1	6/1/2012 1:36	58.2	7/1/2012 2:46	58.9	8/1/2012 3:56	58.7	9/1/2012 5:06	56.2	10/1/2012 6:16	60.5
5/1/2012 0:31	61.1	6/1/2012 1:41	58.7	7/1/2012 2:51	59.7	8/1/2012 4:01	58.5	9/1/2012 5:11	56.8	10/1/2012 6:21	60.7
5/1/2012 0:36	60.3	6/1/2012 1:46	58.2	7/1/2012 2:56	59.7	8/1/2012 4:06	58.3	9/1/2012 5:16	56.5	10/1/2012 6:26	60.4
5/1/2012 0:41	60.5	6/1/2012 1:51	58.8	7/1/2012 3:01	59.2	8/1/2012 4:11	58.4	9/1/2012 5:21	57.6	10/1/2012 6:31	61.6
5/1/2012 0:46	60.6	6/1/2012 1:56	58.1	7/1/2012 3:06	59.1	8/1/2012 4:16	59.9	9/1/2012 5:26	58.8	10/1/2012 6:36	63.4
5/1/2012 0:51	60.1	6/1/2012 2:01	58.0	7/1/2012 3:11	59.1	8/1/2012 4:21	58.1	9/1/2012 5:31	57.5	10/1/2012 6:41	62.6
5/1/2012 0:56	60.0	6/1/2012 2:06	57.9	7/1/2012 3:16	59.5	8/1/2012 4:26	57.9	9/1/2012 5:36	57.8	10/1/2012 6:46	62.7
5/1/2012 1:01	59.9	6/1/2012 2:11	57.3	7/1/2012 3:21	59.2	8/1/2012 4:31	57.7	9/1/2012 5:41	58.6	10/1/2012 6:51	63.5
5/1/2012 1:06	60.0	6/1/2012 2:16	57.2	7/1/2012 3:26	58.8	8/1/2012 4:36	57.3	9/1/2012 5:46	60.1	10/1/2012 6:56	62.8
5/1/2012 1:11	59.1	6/1/2012 2:21	58.5	7/1/2012 3:31	58.3	8/1/2012 4:41	58.3	9/1/2012 5:51	58.6	10/1/2012 23:01	62.8
5/1/2012 1:16	59.5	6/1/2012 2:26	58.2	7/1/2012 3:36	58.9	8/1/2012 4:46	58.0	9/1/2012 5:56	58.6	10/1/2012 23:06	62.6
5/1/2012 1:21	59.5	6/1/2012 2:31	57.9	7/1/2012 3:41	58.8	8/1/2012 4:51	58.3	9/1/2012 6:01	59.2	10/1/2012 23:11	62.4
5/1/2012 1:26	59.4	6/1/2012 2:36	58.1	7/1/2012 3:46	59.5	8/1/2012 4:56	57.4	9/1/2012 6:06	59.1	10/1/2012 23:16	62.8
5/1/2012 1:31	59.0	6/1/2012 2:41	57.2	7/1/2012 3:51	58.1	8/1/2012 5:01	57.3	9/1/2012 6:11	61.5	10/1/2012 23:21	63.6
5/1/2012 1:36	59.9	6/1/2012 2:46	57.4	7/1/2012 3:56	58.4	8/1/2012 5:06	57.9	9/1/2012 6:16	60.3	10/1/2012 23:26	62.2
5/1/2012 1:41	58.0	6/1/2012 2:51	57.3	7/1/2012 4:01	57.4	8/1/2012 5:11	58.3	9/1/2012 6:21	60.6	10/1/2012 23:31	62.0
5/1/2012 1:46	59.3	6/1/2012 2:56	56.5	7/1/2012 4:06	58.4	8/1/2012 5:16	57.7	9/1/2012 6:26	61.8	10/1/2012 23:36	62.4
5/1/2012 1:51	59.1	6/1/2012 3:01	57.5	7/1/2012 4:11	57.6	8/1/2012 5:21	57.9	9/1/2012 6:31	61.7	10/1/2012 23:41	61.7
5/1/2012 1:56	58.3	6/1/2012 3:06	57.1	7/1/2012 4:16	58.0	8/1/2012 5:26	57.4	9/1/2012 6:36	61.4	10/1/2012 23:46	62.1
5/1/2012 2:01	58.6	6/1/2012 3:11	57.7	7/1/2012 4:21	57.9	8/1/2012 5:31	57.8	9/1/2012 6:41	62.0	10/1/2012 23:51	61.9
5/1/2012 2:06	57.7	6/1/2012 3:16	56.9	7/1/2012 4:26	58.1	8/1/2012 5:36	58.7	9/1/2012 6:46	62.8	10/1/2012 23:56	61.5
5/1/2012 2:11	58.4	6/1/2012 3:21	56.2	7/1/2012 4:31	58.5	8/1/2012 5:41	57.5	9/1/2012 6:51	62.2	11/1/2012 0:01	61.2
5/1/2012 2:16	58.6	6/1/2012 3:26	56.9	7/1/2012 4:36	58.2	8/1/2012 5:46	59.2	9/1/2012 6:56	62.1	11/1/2012 0:06	60.9
5/1/2012 2:21	58.4	6/1/2012 3:31	57.5	7/1/2012 4:41	58.5	8/1/2012 5:51	58.6	9/1/2012 23:01	62.8	11/1/2012 0:11	61.8
5/1/2012 2:26	57.1	6/1/2012 3:36	57.2	7/1/2012 4:46	58.5	8/1/2012 5:56	58.4	9/1/2012 23:06	62.3	11/1/2012 0:16	60.9
5/1/2012 2:31	58.0	6/1/2012 3:41	57.6	7/1/2012 4:51	58.7	8/1/2012 6:01	59.5	9/1/2012 23:11	61.9	11/1/2012 0:21	61.0
5/1/2012 2:36	57.2	6/1/2012 3:46	57.0	7/1/2012 4:56	59.0	8/1/2012 6:06	59.3	9/1/2012 23:16	61.4	11/1/2012 0:26	62.0
5/1/2012 2:41	57.2	6/1/2012 3:51	57.0	7/1/2012 5:01	58.3	8/1/2012 6:11	59.5	9/1/2012 23:21	61.9	11/1/2012 0:31	61.1
5/1/2012 2:46	58.3	6/1/2012 3:56	56.9	7/1/2012 5:06	58.7	8/1/2012 6:16	61.3	9/1/2012 23:26	61.4	11/1/2012 0:36	60.8
5/1/2012 2:51	58.3	6/1/2012 4:01	57.6	7/1/2012 5:11	58.0	8/1/2012 6:21	59.8	9/1/2012 23:31	61.6	11/1/2012 0:41	60.6
5/1/2012 2:56	56.8	6/1/2012 4:06	56.3	7/1/2012 5:16	58.4	8/1/2012 6:26	61.0	9/1/2012 23:36	60.9	11/1/2012 0:46	59.5
5/1/2012 3:01	58.0	6/1/2012 4:11	56.5	7/1/2012 5:21	59.5	8/1/2012 6:31	60.4	9/1/2012 23:41	61.7	11/1/2012 0:51	60.4
5/1/2012 3:06	57.2	6/1/2012 4:16	57.7	7/1/2012 5:26	58.5	8/1/2012 6:36	60.7	9/1/2012 23:46	61.8	11/1/2012 0:56	58.8
5/1/2012 3:11	57.4	6/1/2012 4:21	56.2	7/1/2012 5:31	59.0	8/1/2012 6:41	61.4	9/1/2012 23:51	61.1	11/1/2012 1:01	58.7
5/1/2012 3:16	58.2	6/1/2012 4:26	57.1	7/1/2012 5:36	59.4	8/1/2012 6:46	60.3	9/1/2012 23:56	61.2	11/1/2012 1:06	59.4
5/1/2012 3:21	57.1	6/1/2012 4:31	55.7	7/1/2012 5:41	59.3	8/1/2012 6:51	62.1	10/1/2012 0:01	63.1	11/1/2012 1:11	60.2
5/1/2012 3:26	56.6	6/1/2012 4:36	57.0	7/1/2012 5:46	59.1	8/1/2012 6:56	62.1	10/1/2012 0:06	61.0	11/1/2012 1:16	58.8
5/1/2012 3:31	57.3	6/1/2012 4:41	57.4	7/1/2012 5:51	60.7	8/1/2012 23:01	61.8	10/1/2012 0:11	60.9	11/1/2012 1:21	59.2
5/1/2012 3:36	57.4	6/1/2012 4:46	57.3	7/1/2012 5:56	60.4	8/1/2012 23:06	61.5	10/1/2012 0:16	60.7	11/1/2012 1:26	58.9
5/1/2012 3:41	58.8	6/1/2012 4:51	56.7	7/1/2012 6:01	59.4	8/1/2012 23:11	62.2	10/1/2012 0:21	60.3	11/1/2012 1:31	60.0
5/1/2012 3:46	57.5	6/1/2012 4:56	57.1	7/1/2012 6:06	59.7	8/1/2012 23:16	62.3	10/1/2012 0:26	60.4	11/1/2012 1:36	58.9
5/1/2012 3:51	56.0	6/1/2012 5:01	57.2	7/1/2012 6:11	60.1	8/1/2012 23:21	63.5	10/1/2012 0:31	61.5	11/1/2012 1:41	59.2
5/1/2012 3:56	57.3	6/1/2012 5:06	58.3	7/1/2012 6:16	60.0	8/1/2012 23:26	61.9	10/1/2012 0:36	59.7	11/1/2012 1:46	58.0
5/1/2012 4:01	56.2	6/1/2012 5:11	57.3	7/1/2012 6:21	60.1	8/1/2012 23:31	61.3	10/1/2012 0:41	59.3	11/1/2012 1:51	57.9
5/1/2012 4:06	56.6	6/1/2012 5:16	58.3	7/1/2012 6:26	61.5	8/1/2012 23:36	62.1	10/1/2012 0:46	59.1	11/1/2012 1:56	57.7
5/1/2012 4:11	56.9	6/1/2012 5:21	57.2	7/1/2012 6:31	61.1	8/1/2012 23:41	61.7	10/1/2012 0:51	60.3	11/1/2012 2:01	57.8
5/1/2012 4:16	56.5	6/1/2012 5:26	57.9	7/1/2012 6:36	61.5	8/1/2012 23:46	64.1	10/1/2012 0:56	59.2	11/1/2012 2:06	58.1
5/1/2012 4:21	57.7	6/1/2012 5:31	59.0	7/1/2012 6:41	61.9	8/1/2012 23:51	61.2	10/1/2012 1:01	60.8	11/1/2012 2:11	57.0
5/1/2012 4:26	56.6	6/1/2012 5:36	58.3	7/1/2012 6:46	61.9	8/1/2012 23:56	61.0	10/1/2012 1:06	58.8	11/1/2012 2:16	57.7
5/1/2012 4:31	57.9	6/1/2012 5:41	57.8	7/1/2012 6:51	60.7	9/1/2012 0:01	61.3	10/1/2012 1:11	58.7	11/1/2012 2:21	57.0
5/1/2012 4:36	56.4	6/1/2012 5:46	59.6	7/1/2012 6:56	62.4	9/1/2012 0:06	60.8	10/1/2012 1:16	59.4	11/1/2012 2:26	57.1
5/1/2012 4:41	58.0	6/1/2012 5:51	59.6	7/1/2012 23:01	61.9	9/1/2012 0:11	62.0	10/1/2012 1:21	59.2	11/1/2012 2:31	56.6
5/1/2012 4:46	57.6	6/1/2012 5:56	59.5	7/1/2012 23:06	61.9	9/1/2012 0:16	60.8	10/1/2012 1:26	58.5	11/1/2012 2:36	57.6
5/1/2012 4:51	57.2	6/1/2012 6:01	61.3	7/1/2012 23:11	61.7	9/1/2012 0:21	61.0	10/1/2012 1:31	57.7	11/1/2012 2:41	56.4
5/1/2012 4:56	57.1	6/1/2012 6:06	60.4	7/1/2012 23:16	62.1	9/1/2012 0:26	60.9	10/1/2012 1:36	57.8	11/1/2012 2:46	57.1
5/1/2012 5:01	57.6	6/1/2012 6:11	60.4	7/1/2012 23:21	61.8	9/1/2012 0:31	60.7	10/1/2012 1:41	58.6	11/1/2012 2:51	56.4
5/1/2012 5:06	58.8	6/1/2012 6:16	60.5	7/1/2012 23:26	61.3	9/1/2012 0:36	60.8	10/1/2012 1:46	57.1	11/1/2012 2:56	56.5
5/1/2012 5:11	57.9	6/1/2012 6:21	61.4	7/1/2012 23:31	61.8	9/1/2012 0:41	59.3	10/1/2012 1:51	57.7	11/1/2012 3:01	56.2
5/1/2012 5:16	59.2	6/1/2012 6:26	61.6	7/1/2012 23:36	62.1	9/1/2012 0:46	59.8	10/1/2012 1:56	58.2	11/1/2012 3:06	56.1
5/1/2012 5:21	57.6	6/1/2012 6:31	61.5	7/1/2012 23:41	61.6	9/1/2012 0:51	59.0	10/1/2012 2:01	57.6	11/1/2012 3:11	56.1
5/1/2012 5:26	58.0	6/1/2012 6:36	62.2	7/1/2012 23:46	61.8	9/1/2012 0:56	58.8	10/1/2012 2:06	59.0	11/1/2012 3:16	57.5
5/1/2012 5:31	58.3	6/1/2012 6:41	62.1	7/1/2012 23:51	61.6	9/1/2012 1:01	59.4	10/1/2012 2:11	58.0	11/1/2012 3:21	56.7
5/1/2012 5:36	59.0	6/1/2012 6:46	62.2	7/1/2012 23:56	63.3	9/1/2012 1:06	60.0	10/1/2012 2:16	57.0	11/1/2012 3:26	56.6
5/1/2012 5:41	59.2	6/1/2012 6:51	62.5	8/1/2012 0:01	63.0	9/1/2012 1:11	59.2	10/1/2012 2:21	56.5	11/1/2012 3:31	56.0
5/1/2012 5:46	59.7	6/1/2012 6:56	63.5	8/1/2012 0:06	62.5	9/1/2012 1:16	59.0	10/1/2012 2:26	57.7	11/1/2012 3:36	56.6
5/1/2012 5:51	61.8	6/1/2012 23:01	62.9	8/1/2012 0:11	61.7	9/1/2012 1:21	59.0	10/1/2012 2:31	57.0	11/1/2012 3:41	56.8
5/1/2012 5:56	60.0	6/1/2012 23:06	62.2	8/1/2012 0:16	61.6	9/1/2012 1:26	59.4	10/1/2012 2:36	56.2	11/1/2012 3:46	57.4
5/1/2012 6:01	60.2	6/1/2012 23:11	62.8	8/1/2012 0:21	62.2	9/1/2012 1:31	57.9	10/1/2012 2:41	55.9	11/1/2012 3:51	56.6
5/1/2012 6:06	60.5	6/1/2012 23:16	62.5	8/1/2012 0:26	61.4	9/1/2012 1:36	58.8	10/1/2012 2:46	57.7	11/1/2012 3:56	57.7
5/1/2012 6:11	60.3	6/1/2012 23:21	62.7	8/1/2012 0:31	61.7	9/1/2012 1:41	59.7	10/1/2012 2:51	57.4	11/1/2012 4:01	56.2
5/1/2012 6:16	60.5	6/1/2012 23:26	63.1	8/1/2012 0:36	61.2	9/1/2012 1:46	57.6	10/1/2012 2:56	56.7	11/1/2012 4:06	55.8
5/1/2012 6:21	61.6	6/1/2012 23:31	62.7	8/1/2012 0:41	60.5	9/1/2012 1:51	57.4	10/1/2012 3:01	56.7	11/1/2012 4:11	56.4
5/1/2012 6:26	61.6	6/1/2012 23:36	62.8	8/1/2012 0:46	60.8	9/1/2012 1:56	56.3	10/1/2012 3:06	57.0	11/1/2012 4:16	56.6
5/1/2012 6:31	65.5	6/1/2012 23:41	62.4	8/1/2012 0:51	60.6	9/1/2012 2:01	57.4	10/1/2012 3:11	57.0	11/1/2012 4:21	56.2
5/1/2012 6:36	62.2	6/1/2012 23:46	61.9	8/1/2012 0:56	63.4	9/1/2012 2:06	57.6	10/1/2012 3:16	55.6	11/1/2012 4:26	58.2
5/1/2012 6:41	64.8	6/1/2012 23:51	62.7	8/1/2012 1:01	60.4	9/1/2012 2:11	56.9	10/1/2012 3:21	55.6	11/1/2012 4:31	55.9
5/1/2012 6:46	62.8	6/1/2012 23:56	62.5	8/1/2012 1:06	60.4	9/1/2012 2:16	56.4	10/1/2012 3:26	55.9	11/1/2012 4:36	56.7
5/1/2012 6:51	62.9	7/1/2012 0:01	62.0	8/1/2012 1:11	60.8	9/1/2012 2:21	56.8	10/1/2012 3:31	55.8	11/1/2012 4:41	57.1
5/1/2012 6:56	63.8	7/1/2012 0:06	62.4	8/1/2012 1:16	59.8	9/1/2012 2:26	56.5	10/1/2012 3:36	56.3	11/1/2012 4:46	56.5
5/1/2012 23:01	62.5	7/1/2012 0:11	62.2	8/1/2012 1:21	60.3	9/1/2012 2:31	56.8	10/1/2012 3:41	56.8	11/1/2012 4:51	56.8
5/1/2012 23:06	62.7	7/1/2012 0:16	62.3	8/1/2012 1:26	60.6	9/1/2012 2:36	56.1	10/1/2012 3:46	57.2	11/1/2012 4:56	57.1
5/1/2012 23:11	63.0	7/1/2012 0:21	62.2	8/1/2012 1:31	60.1	9/1/2012 2:41	56.3	10/1/2012 3:51	56.5	11/1/2012 5:01	56.7
5/1/2012 23:16	63.1	7/1/2012 0:26	62.0	8/1/2012 1:36	59.9	9/1/2012 2:46	56.0	10/1/2012 3:56	56.3	11/1/2012 5:06	57.9
5/1/2012 23:21	62.4	7/1/2012 0:31	61.8	8/1/2012 1:41	61.0	9/1/2012 2:51	57.9	10/1/2012 4:01	55.7	11/1/2012 5:11	57.6
5/1/2012 23:26	62.1	7/1/2012 0:36	62.3	8/1/2012 1:46	60.4	9/1/2012 2:56	56.2	10/1/2012 4:06	56.1	11/1/2012 5:16	57.8
5/1/2012 23:31	62.0	7/1/2012 0:41	61.1	8/1/2012 1:51	60.5	9/1/2012 3:01	56.8	10/1/2012 4:11	55.8	11/1/2012 5:21	58.0
5/1/2012 23:36	63.1	7/1/2012 0:46	61.4	8/1/2012 1:56	61.0	9/1/2012 3:06	56.3	10/1/2012 4:16	55.9	11/1/2012 5:26	58.0
5/1/2012 23:41	61.7	7/1/2012 0:51	61.7	8/1/2012 2:01	60.1	9/1/2012 3:11	57.3	10/1/2012 4:21	55.7	11/1/2012 5:31	58.8
5/1/2012 23:46	61.9	7/1/2012 0:56	61.4	8/1/2012 2:06	59.6	9/1/2012 3:16	56.1	10/1/2012 4:26	56.2	11/1/2012 5:36	58.2
5/1/2012 23:51	61.9	7/1/2012 1:01	60.9	8/1/2012 2:11	59.4	9/1/2012 3:21	56.7	10/1/2012 4:31	56.0	11/1/2012 5:41	58.9
5/1/2012 23:56	61.2	7/1/2012 1:06	60.8	8/1/2012 2:16	58.9	9/1/2012 3:26	57.1	10/1/2012 4:36	56.4	11/1/2012 5:46	61.5
6/1/2012 0:01	61.4	7/1/2012 1:11	60.9	8/1/2012 2:21	60.4	9/1/2012 3:31	54.6	10/1/2012 4:41	56.6	11/1/2012 5:51	60.4
6/1/2012 0:06	61.2	7/1/2012 1:16	60.7	8/1/2012 2:26	59.3	9/1/2012 3:36	55.1	10/1/2012 4:46	56.8	11/1/2012 5:56	59.2
6/1/2012 0:11	61.3	7/1/2012 1:21	60.0	8/1/2012 2:31	59.7	9/1/2012 3:41	56.0	10/1/2012 4:51	55.1	11/1/2012 6:01	59.2
6/1/2012 0:16	61.6	7/1/2012 1:26	60.5	8/1/2012 2:36	61.3	9/1/2012 3:46	56.6	10/1/2012 4:56	57.7	11/1/2012 6:06	60.1
6/1/2012 0:21	60.5	7/1/2012 1:31	60.1	8/1/2012 2:41	59.3	9/1/2012 3:51	55.3	10/1/2012 5:01	56.7	11/1/2012 6:11	60.8
6/1/2012 0:26	61.8	7/1/2012 1:36	60.4	8/1/2012 2:46	59.1	9/1/2012 3:56	56.3	10/1/2012 5:06	56.7	11/1/2012 6:16	60.5
6/1/2012 0:31	61.2	7/1/2012 1:41	60.3	8/1/2012 2:51	60.3	9/1/2012 4:01	55.5	10/1/2012 5:11	58.4	11/1/2012 6:21	61.5
6/1/2012 0:36	60.6	7/1/2012 1:46	60.2	8/1/2012 2:56	59.0	9/1/2012 4:06	55.1	10/1/2012 5:16	57.4	11/1/2012 6:26	61.3

Real-time Noise Data RTN1 (FEHD Hong Kong Transport Section Whitefield Depot)

11/1/2012 6:31	62.4
11/1/2012 6:36	62.2
11/1/2012 6:41	62.9
11/1/2012 6:46	63.1
11/1/2012 6:51	62.2
11/1/2012 6:56	62.9
11/1/2012 23:01	62.7
11/1/2012 23:06	62.4
11/1/2012 23:11	62.5
11/1/2012 23:16	62.3
11/1/2012 23:21	63.0
11/1/2012 23:26	62.4
11/1/2012 23:31	62.3
11/1/2012 23:36	62.3
11/1/2012 23:41	62.0
11/1/2012 23:46	62.7
11/1/2012 23:51	61.9
11/1/2012 23:56	61.7
12/1/2012 0:01	62.2
12/1/2012 0:06	61.6
12/1/2012 0:11	61.7
12/1/2012 0:16	61.5
12/1/2012 0:21	61.0
12/1/2012 0:26	61.7
12/1/2012 0:31	61.3
12/1/2012 0:36	61.1
12/1/2012 0:41	60.6
12/1/2012 0:46	60.4
12/1/2012 0:51	60.8
12/1/2012 0:56	59.8
12/1/2012 1:01	60.3
12/1/2012 1:06	59.8
12/1/2012 1:11	60.1
12/1/2012 1:16	59.6
12/1/2012 1:21	59.6
12/1/2012 1:26	59.6
12/1/2012 1:31	59.5
12/1/2012 1:36	59.2
12/1/2012 1:41	59.5
12/1/2012 1:46	58.6
12/1/2012 1:51	59.0
12/1/2012 1:56	59.2
12/1/2012 2:01	59.0
12/1/2012 2:06	59.0
12/1/2012 2:11	58.4
12/1/2012 2:16	58.3
12/1/2012 2:21	58.2
12/1/2012 2:26	58.0
12/1/2012 2:31	57.9
12/1/2012 2:36	57.9
12/1/2012 2:41	57.6
12/1/2012 2:46	58.1
12/1/2012 2:51	57.8
12/1/2012 2:56	57.8
12/1/2012 3:01	57.2
12/1/2012 3:06	57.7
12/1/2012 3:11	57.3
12/1/2012 3:16	57.5
12/1/2012 3:21	57.4
12/1/2012 3:26	56.9
12/1/2012 3:31	57.0
12/1/2012 3:36	57.3
12/1/2012 3:41	57.4
12/1/2012 3:46	58.0
12/1/2012 3:51	56.9
12/1/2012 3:56	57.9
12/1/2012 4:01	56.7
12/1/2012 4:06	56.7
12/1/2012 4:11	56.7
12/1/2012 4:16	57.0
12/1/2012 4:21	56.6
12/1/2012 4:26	57.3
12/1/2012 4:31	56.8
12/1/2012 4:36	56.9
12/1/2012 4:41	57.5
12/1/2012 4:46	57.2
12/1/2012 4:51	56.7
12/1/2012 4:56	57.6
12/1/2012 5:01	57.2
12/1/2012 5:06	57.6
12/1/2012 5:11	58.0
12/1/2012 5:16	57.7
12/1/2012 5:21	58.1
12/1/2012 5:26	57.9
12/1/2012 5:31	58.6
12/1/2012 5:36	58.3
12/1/2012 5:41	58.8
12/1/2012 5:46	59.7
12/1/2012 5:51	60.1
12/1/2012 5:56	59.3
12/1/2012 6:01	59.5
12/1/2012 6:06	59.9
12/1/2012 6:11	60.1
12/1/2012 6:16	60.2
12/1/2012 6:21	60.7
12/1/2012 6:26	61.0
12/1/2012 6:31	61.6
12/1/2012 6:36	62.2
12/1/2012 6:41	62.4
12/1/2012 6:46	62.4
12/1/2012 6:51	62.3
12/1/2012 6:56	62.8
12/1/2012 23:01	62.4
12/1/2012 23:06	62.3
12/1/2012 23:11	62.8
12/1/2012 23:16	62.4
12/1/2012 23:21	63.4
12/1/2012 23:26	62.5
12/1/2012 23:31	62.9
12/1/2012 23:36	62.9

12/1/2012 23:41	62.1
12/1/2012 23:46	64.2
12/1/2012 23:51	61.7
12/1/2012 23:56	61.6
13/1/2012 0:01	62.2
13/1/2012 0:06	61.8
13/1/2012 0:11	61.9
13/1/2012 0:16	61.8
13/1/2012 0:21	60.4
13/1/2012 0:26	62.0
13/1/2012 0:31	60.8
13/1/2012 0:36	61.4
13/1/2012 0:41	61.0
13/1/2012 0:46	61.2
13/1/2012 0:51	60.8
13/1/2012 0:56	59.2
13/1/2012 1:01	60.3
13/1/2012 1:06	59.7
13/1/2012 1:11	60.2
13/1/2012 1:16	59.1
13/1/2012 1:21	60.0
13/1/2012 1:26	60.0
13/1/2012 1:31	59.8
13/1/2012 1:36	59.2
13/1/2012 1:41	59.6
13/1/2012 1:46	58.3
13/1/2012 1:51	59.9
13/1/2012 1:56	58.3
13/1/2012 2:01	59.6
13/1/2012 2:06	57.7
13/1/2012 2:11	58.5
13/1/2012 2:16	58.4
13/1/2012 2:21	58.4
13/1/2012 2:26	57.0
13/1/2012 2:31	58.1
13/1/2012 2:36	57.0
13/1/2012 2:41	58.0
13/1/2012 2:46	58.4
13/1/2012 2:51	56.9
13/1/2012 2:56	57.4
13/1/2012 3:01	56.0
13/1/2012 3:06	57.9
13/1/2012 3:11	56.3
13/1/2012 3:16	56.3
13/1/2012 3:21	57.0
13/1/2012 3:26	55.8
13/1/2012 3:31	57.5
13/1/2012 3:36	57.1
13/1/2012 3:41	57.0
13/1/2012 3:46	57.5
13/1/2012 3:51	56.3
13/1/2012 3:56	58.7
13/1/2012 4:01	57.4
13/1/2012 4:06	55.8
13/1/2012 4:11	56.9
13/1/2012 4:16	57.2
13/1/2012 4:21	56.5
13/1/2012 4:26	56.1
13/1/2012 4:31	56.3
13/1/2012 4:36	56.0
13/1/2012 4:41	57.6
13/1/2012 4:46	56.6
13/1/2012 4:51	55.2
13/1/2012 4:56	55.9
13/1/2012 5:01	56.8
13/1/2012 5:06	56.8
13/1/2012 5:11	57.7
13/1/2012 5:16	57.2
13/1/2012 5:21	57.2
13/1/2012 5:26	57.3
13/1/2012 5:31	57.3
13/1/2012 5:36	57.9
13/1/2012 5:41	57.8
13/1/2012 5:46	58.7
13/1/2012 5:51	59.8
13/1/2012 5:56	58.4
13/1/2012 6:01	60.3
13/1/2012 6:06	59.7
13/1/2012 6:11	59.9
13/1/2012 6:16	59.6
13/1/2012 6:21	60.2
13/1/2012 6:26	60.6
13/1/2012 6:31	61.1
13/1/2012 6:36	61.2
13/1/2012 6:41	62.1
13/1/2012 6:46	61.8
13/1/2012 6:51	62.3
13/1/2012 6:56	63.1
13/1/2012 23:01	62.4
13/1/2012 23:06	62.3
13/1/2012 23:11	62.5
13/1/2012 23:16	62.2
13/1/2012 23:21	63.3
13/1/2012 23:26	62.9
13/1/2012 23:31	62.6
13/1/2012 23:36	62.9
13/1/2012 23:41	62.4
13/1/2012 23:46	62.5
13/1/2012 23:51	62.6
13/1/2012 23:56	61.6
14/1/2012 0:01	62.4
14/1/2012 0:06	62.0
14/1/2012 0:11	61.3
14/1/2012 0:16	62.3
14/1/2012 0:21	62.0
14/1/2012 0:26	62.4
14/1/2012 0:31	62.2
14/1/2012 0:36	61.4
14/1/2012 0:41	61.5
14/1/2012 0:46	61.3

14/1/2012 0:51	61.1
14/1/2012 0:56	60.7
14/1/2012 1:01	60.6
14/1/2012 1:06	60.9
14/1/2012 1:11	61.1
14/1/2012 1:16	60.0
14/1/2012 1:21	60.6
14/1/2012 1:26	60.3
14/1/2012 1:31	60.6
14/1/2012 1:36	60.0
14/1/2012 1:41	60.4
14/1/2012 1:46	61.0
14/1/2012 1:51	60.7
14/1/2012 1:56	60.5
14/1/2012 2:01	60.2
14/1/2012 2:06	60.1
14/1/2012 2:11	59.7
14/1/2012 2:16	59.6
14/1/2012 2:21	59.3
14/1/2012 2:26	59.3
14/1/2012 2:31	59.8
14/1/2012 2:36	60.0
14/1/2012 2:41	58.8
14/1/2012 2:46	59.2
14/1/2012 2:51	59.1
14/1/2012 2:56	59.4
14/1/2012 3:01	58.5
14/1/2012 3:06	59.1
14/1/2012 3:11	58.3
14/1/2012 3:16	58.5
14/1/2012 3:21	58.6
14/1/2012 3:26	58.5
14/1/2012 3:31	58.6
14/1/2012 3:36	58.8
14/1/2012 3:41	58.8
14/1/2012 3:46	57.5
14/1/2012 3:51	57.2
14/1/2012 3:56	57.2
14/1/2012 4:01	56.1
14/1/2012 4:06	55.8
14/1/2012 4:11	56.5
14/1/2012 4:16	56.5
14/1/2012 4:21	56.4
14/1/2012 4:26	57.0
14/1/2012 4:31	56.1
14/1/2012 4:36	56.3
14/1/2012 4:41	56.9
14/1/2012 4:46	56.6
14/1/2012 4:51	56.1
14/1/2012 4:56	57.2
14/1/2012 5:01	57.0
14/1/2012 5:06	57.5
14/1/2012 5:11	57.8
14/1/2012 5:16	57.6
14/1/2012 5:21	57.8
14/1/2012 5:26	57.6
14/1/2012 5:31	58.6
14/1/2012 5:36	58.2
14/1/2012 5:41	58.7
14/1/2012 5:46	60.0
14/1/2012 5:51	59.8
14/1/2012 5:56	58.9
14/1/2012 6:01	59.1
14/1/2012 6:06	60.1
14/1/2012 6:11	60.1
14/1/2012 6:16	60.4
14/1/2012 6:21	61.0
14/1/2012 6:26	61.0
14/1/2012 6:31	62.2
14/1/2012 6:36	62.4
14/1/2012 6:41	62.6
14/1/2012 6:46	62.6
14/1/2012 6:51	62.7
14/1/2012 6:56	62.9
14/1/2012 23:01	61.9
14/1/2012 23:06	61.3
14/1/2012 23:11	61.9
14/1/2012 23:16	62.1
14/1/2012 23:21	61.9
14/1/2012 23:26	61.8
14/1/2012 23:31	61.8
14/1/2012 23:36	62.3
14/1/2012 23:41	62.2
14/1/2012 23:46	62.7
14/1/2012 23:51	62.1
14/1/2012 23:56	61.9
15/1/2012 0:01	61.1
15/1/2012 0:06	61.7
15/1/2012 0:11	61.6
15/1/2012 0:16	61.5
15/1/2012 0:21	61.8
15/1/2012 0:26	61.4
15/1/2012 0:31	61.6
15/1/2012 0:36	60.5
15/1/2012 0:41	61.1
15/1/2012 0:46	61.1
15/1/2012 0:51	60.0
15/1/2012 0:56	59.9
15/1/2012 1:01	60.3
15/1/2012 1:06	60.5
15/1/2012 1:11	59.7
15/1/2012 1:16	60.3
15/1/2012 1:21	60.4
15/1/2012 1:26	59.5
15/1/2012 1:31	60.5
15/1/2012 1:36	59.6
15/1/2012 1:41	60.1
15/1/2012 1:46	58.9
15/1/2012 1:51	59.4
15/1/2012 1:56	61.8

15/1/2012 2:01	59.5
15/1/2012 2:06	59.1
15/1/2012 2:11	59.1
15/1/2012 2:16	59.1
15/1/2012 2:21	58.6
15/1/2012 2:26	58.7
15/1/2012 2:31	59.1
15/1/2012 2:36	58.1
15/1/2012 2:41	58.5
15/1/2012 2:46	58.2
15/1/2012 2:51	58.5
15/1/2012 2:56	58.8
15/1/2012 3:01	58.5
15/1/2012 3:06	58.0
15/1/2012 3:11	59.5
15/1/2012 3:16	58.6
15/1/2012 3:21	58.0
15/1/2012 3:26	57.8
15/1/2012 3:31	58.7
15/1/2012 3:36	58.6
15/1/2012 3:41	58.7
15/1/2012 3:46	58.5
15/1/2012 3:51	57.2
15/1/2012 3:56	57.8
15/1/2012 4:01	56.7
15/1/2012 4:06	58.1
15/1/2012 4:11	57.5
15/1/2012 4:16	57.6
15/1/2012 4:21	57.7
15/1/2012 4:26	58.8
15/1/2012 4:31	57.3
15/1/2012 4:36	57.0
15/1/2012 4:41	57.0
15/1/2012 4:46	57.9
15/1/2012 4:51	58.2
15/1/2012 4:56	58.1
15/1/2012 5:01	57.9
15/1/2012 5:06	58.0
15/1/2012 5:11	57.1
15/1/2012 5:16	57.7
15/1/2012 5:21	58.2
15/1/2012 5:26	58.3
15/1/2012 5:31	57.8
15/1/2012 5:36	58.1
15/1/2012 5:41	57.5
15/1/2012 5:46	58.5
15/1/2012 5:51	57.7
15/1/2012 5:56	57.6
15/1/2012 6:01	58.2
15/1/2012 6:06	58.5
15/1/2012 6:11	58.6
15/1/2012 6:16	58.3
15/1/2012 6:21	59.1
15/1/2012 6:26	59.9
15/1/2012 6:31	59.6
15/1/2012 6:36	59.6
15/1/2012 6:41	60.0
15/1/2012 6:46	61.5
15/1/2012 6:51	60.5
15/1/2012 6:56	61.0
15/1/2012 23:01	57.3
15/1/2012 23:06	56.2
15/1/2012 23:11	57.3
15/1/2012 23:16	55.8
15/1/2012 23:21	55.7
15/1/2012 23:26	55.5
15/1/2012 23:31	56.0
15/1/2012 23:36	56.2
15/1/2012 23:41	56.5
15/1/2012 23:46	55.4
15/1/2012 23:51	55.6
15/1/2012 23:56	57.2
16/1/2012 0:01	62.8
16/1/2012 0:06	62.6
16/1/2012 0:11	63.0
16/1/2012 0:16	62.6
16/1/2012 0:21	62.5
16/1/2012 0:26	61.5
16/1/2012 0:31	61.8
16/1/2012 0:36	61.0
16/1/2012 0:41	60.8
16/1/2012 0:46	61.1
16/1/2012 0:51	60.1
16/1/2012 0:56	60.0
16/1/2012 1:01	60.1
16/1/2012 1:06	59.7
16/1/2012 1:11	59.9
16/1/2012 1:16	59.5
16/1/2012 1:21	59.4
16/1/2012 1:26	58.8
16/1/2012 1:31	59.3
16/1/2012 1:36	58.9
16/1/2012 1:41	58.8
16/1/2012 1:46	58.5
16/1/2012 1:51	58.0
16/1/2012 1:56	57.8
16/1/2012 2:01	58.2
16/1/2012 2:06	56.7
16/1/2012 2:11	57.1
16/1/2012 2:16	57.5
16/1/2012 2:21	57.2
16/1/2012 2:26	57.0
16/1/2012 2:31	57.1
16/1/2012 2:36	57.0
16/1/2012 2:41	56.2
16/1/2012 2:46	57.3
16/1/2012 2:51	56.2
16/1/2012 2:56	57.3
16/1/2012 3:01	55.8
16/1/2012 3:06	55.7

16/1/2012 3:11	55.5
16/1/2012 3:16	56.0
16/1/2012 3:21	56.2
16/1/2012 3:26	56.5
16/1/2012 3:31	55.4
16/1/2012 3:36	55.6
16/1/2012 3:41	57.2
16/1/2012 3:46	55.9
16/1/2012 3:51	55.5
16/1/2012 3:56	56.7
16/1/2012 4:01	55.9
16/1/2012 4:06	54.4
16/1/2012 4:11	57.1
16/1/2012 4:16	56.5
16/1/2012 4:21	56.9
16/1/2012 4:26	55.9
16/1/2012 4:31	55.5
16/1/2012 4:36	54.9
16/1/2012 4:41	56.3
16/1/2012 4:46	55.6
16/1/2012 4:51	55.5
16/1/2012 4:56	56.5
16/1/2012 5:01	57.3
16/1/2012 5:06	57.5
16/1/2012 5:11	57.1
16/1/2012 5:16	57.3
16/1/2012 5:21	57.9
16/1/2012 5:26	56.7
16/1/2012 5:31	58.3
16/1/2012 5:36	58.9
16/1/2012 5:41	58.3
16/1/2012 5:46	59.2
16/1/2012 5:51	59.3
16/1/2012 5:56	58.1
16/1/2012 6:01	58.6
16/1/2012 6:06	60.4
16/1/2012 6:11	59.7
16/1/2012 6:16	60.4
16/1/2012 6:21	61.0
16/1/2012 6:26	61.0
16/1/2012 6:31	63.1
16/1/2012 6:36	61.8
16/1/2012 6:41	62.3
16/1/2012 6:46	62.1
16/1/2012 6:51	62.6
16/1/2012 6:56	63.1
16/1/2012 23:01	62.9
16/1/2012 23:06	63.5
16/1/2012 23:11	62.6
16/1/2012 23:16	62.8
16/1/2012 23:21	62.5
16/1/2012 23:26	62.1
16/1/2012 23:31	62.2
16/1/2012 23:36	62.5
16/1/2012 23:41	62.2
16/1/2012 23:46	62.1
16/1/2012 23:51	61.6
16/1/2012 23:56	61.3
17/1/2012 0:01	61.7
17/1/2012 0:06	61.7
17/1/2012 0:11	61.7
17/1/2012 0:16	61.9
17/1/2012 0:21	61.0
17/1/2012 0:26	61.9
17/1/2012 0:31	60.8
17/1/2012 0:36	60.4
17/1/2012 0:41	60.3
17/1/2012 0:46	61.0
17/1/2012 0:51	60.7
17/1/2012 0:56	59.7
17/1/2012 1:01	59.5
17/1/2012 1:06	59.6
17/1/2012 1:11	58.9
17/1/2012 1:16	59.4
17/1/2012 1:21	59.4
17/1/2012 1:26	59.8
17/1/2012 1:31	58.6
17/1/2012 1:36	59.4
17/1/2012 1:41	57.9
17/1/2012 1:46	58.7
17/1/2012 1:51	58.5
17/1/2012 1:56	59.7
17/1/2012 2:01	58.0
17/1/2012 2:06	58.5
17/1/2012 2:11	57.8
17/1/2012 2:16	57.2
17/1/2012 2:21	58.9
17/1/2012 2:26	58.0
17/1/2012 2:31	59.4
17/1/2012 2:36	57.6
17/1/2012 2:41	57.8
17/1/2012 2:46	58.0
17/1/2012 2:51	57.8
17/1/2012 2:56	57.2
17/1/2012 3:01	57.6
17/1/2012 3:06	57.6
17/1/2012 3:11	57.0
17/1/2012 3:16	57.7
17/1/2012 3:21	57.8
17/1/2012 3:26	56.7
17/1/2012 3:31	56.2
17/1/2012 3:36	57.2
17/1/2012 3:41	56.7
17/1/2012 3:46	56.1
17/1/2012 3:51	56.6
17/1/2012 3:56	56.3
17/1/2012 4:01	56.3
17/1/2012 4:06	56.8
17/1/2012 4:11	57.0
17/1/2012 4:16	57.3

17/1/2012 4:21	56.7
17/1/2012 4:26	56.6
17/1/2012 4:31	56.1
17/1/2012 4:36	56.2
17/1/2012 4:41	57.8
17/1/2012 4:46	57.0
17/1/2012 4:51	58.1
17/1/2012 4:56	57.0
17/1/2012 5:01	56.7
17/1/2012 5:06	57.4
17/1/2012 5:11	57.2
17/1/2012 5:16	57.6
17/1/2012 5:21	58.7
17/1/2012 5:26	59.4
17/1/2012 5:31	57.5
17/1/2012 5:36	58.5
17/1/2012 5:41	58.5
17/1/2012 5:46	59.5
17/1/2012 5:51	59.0
17/1/2012 5:56	58.1
17/1/2012 6:01	59.2
17/1/2012 6:06	59.7
17/1/2012 6:11	60.9
17/1/2012 6:16	60.3
17/1/2012 6:21	60.4
17/1/2012 6:26	64.3
17/1/2012 6:31	64.1
17/1/2012 6:36	62.3
17/1/2012 6:41	62.1
17/1/2012 6:46	62.5
17/1/2012 6:51	62.1
17/1/2012 6:56	62.8
17/1/2012 23:01	61.9
17/1/2012 23:06	62.3
17/1/2012 23:11	63.2
17/1/2012 23:16	62.6
17/1/2012 23:21	62.4
17/1/2012 23:26	61.8
17/1/2012 23:31	61.7
17/1/2012 23:36	62.4
17/1/2012 23:41	62.3
17/1/2012 23:46	62.0
17/1/2012 23:51	61.9
17/1/2012 23:56	61.9
18/1/2012 0:01	62.5
18/1/2012 0:06	61.8
18/1/2012 0:11	61.9
18/1/2012 0:16	61.4
18/1/2012 0:21	61.2
18/1/2012 0:26	62.0
18/1/2012 0:31	61.1
18/1/2012 0:36	61.1
18/1/2012 0:41	60.2
18/1/2012 0:46	60.6
18/1/2012 0:51	60.6
18/1/2012 0:56	60.5
18/1/2012 1:01	59.5
18/1/2012 1:06	59.7
18/1/2012 1:11	60.1
18/1/2012 1:16	60.2
18/1/2012 1:21	59.5
18/1/2012 1:26	59.8
18/1/2012 1:31	59.0
18/1/2012 1:36	59.5
18/1/2012 1:41	59.1
18/1/2012 1:46	58.7
18/1/2012 1:51	59.6
18/1/2012 1:56	58.4
18/1/2012 2:01	58.9
18/1/2012 2:06	58.4
18/1/2012 2:11	58.1
18/1/2012 2:16	58.5
18/1/2012 2:21	57.8
18/1/2012 2:26	58.3
18/1/2012 2:31	57.0
18/1/2012 2:36	58.4
18/1/2012 2:41	57.2
18/1/2012 2:46	57.7
18/1/2012 2:51	57.7
18/1/2012 2:56	58.0
18/1/2012 3:01	57.7
18/1/2012 3:06	57.2
18/1/2012 3:11	57.3
18/1/2012 3:16	58.7
18/1/2012 3:21	57.3
18/1/2012 3:26	57.5
18/1/2012 3:31	56.5
18/1/2012 3:36	57.4
18/1/2012 3:41	58.3
18/1/2012 3:46	58.0
18/1/2012 3:51	56.7
18/1/2012 3:56	57.2
18/1/2012 4:01	56.5
18/1/2012 4:06	57.1
18/1/2012 4:11	55.6
18/1/2012 4:16	57.1
18/1/2012 4:21	56.1
18/1/2012 4:26	56.3
18/1/2012 4:31	56.4
18/1/2012 4:36	57.2
18/1/2012 4:41	57.1
18/1/2012 4:46	56.7
18/1/2012 4:51	57.2
18/1/2012 4:56	57.6
18/1/2012 5:01	57.7
18/1/2012 5:06	57.2
18/1/2012 5:11	57.3
18/1/2012 5:16	58.1
18/1/2012 5:21	58.3
18/1/2012 5:26	58.6

Real-time Noise Data RTN1 (FEHD Hong Kong Transport Section Whitefield Depot)

18/1/2012 5:31	58.6
18/1/2012 5:36	58.2
18/1/2012 5:41	59.1
18/1/2012 5:46	59.0
18/1/2012 5:51	59.5
18/1/2012 5:56	58.6
18/1/2012 6:01	59.3
18/1/2012 6:06	60.2
18/1/2012 6:11	60.4
18/1/2012 6:16	59.8
18/1/2012 6:21	60.3
18/1/2012 6:26	62.1
18/1/2012 6:31	62.2
18/1/2012 6:36	62.5
18/1/2012 6:41	62.3
18/1/2012 6:46	61.8
18/1/2012 6:51	62.6
18/1/2012 6:56	62.8
18/1/2012 23:01	62.1
18/1/2012 23:06	62.3
18/1/2012 23:11	61.2
18/1/2012 23:16	61.2
18/1/2012 23:21	61.7
18/1/2012 23:26	61.7
18/1/2012 23:31	62.0
18/1/2012 23:36	62.0
18/1/2012 23:41	62.1
18/1/2012 23:46	62.4
18/1/2012 23:51	62.5
18/1/2012 23:56	62.6
19/1/2012 0:01	62.3
19/1/2012 0:06	62.0
19/1/2012 0:11	61.1
19/1/2012 0:16	62.2
19/1/2012 0:21	61.8
19/1/2012 0:26	61.2
19/1/2012 0:31	61.4
19/1/2012 0:36	61.3
19/1/2012 0:41	60.0
19/1/2012 0:46	61.3
19/1/2012 0:51	60.3
19/1/2012 0:56	60.3
19/1/2012 1:01	60.5
19/1/2012 1:06	60.6
19/1/2012 1:11	60.2
19/1/2012 1:16	60.6
19/1/2012 1:21	60.2
19/1/2012 1:26	59.7
19/1/2012 1:31	59.6
19/1/2012 1:36	59.7
19/1/2012 1:41	58.7
19/1/2012 1:46	58.0
19/1/2012 1:51	59.2
19/1/2012 1:56	59.6
19/1/2012 2:01	59.2
19/1/2012 2:06	60.1
19/1/2012 2:11	58.7
19/1/2012 2:16	58.7
19/1/2012 2:21	57.5
19/1/2012 2:26	58.8
19/1/2012 2:31	58.3
19/1/2012 2:36	58.8
19/1/2012 2:41	58.8
19/1/2012 2:46	58.5
19/1/2012 2:51	57.9
19/1/2012 2:56	57.9
19/1/2012 3:01	58.1
19/1/2012 3:06	58.2
19/1/2012 3:11	58.4
19/1/2012 3:16	57.4
19/1/2012 3:21	57.8
19/1/2012 3:26	57.7
19/1/2012 3:31	56.6
19/1/2012 3:36	58.2
19/1/2012 3:41	58.3
19/1/2012 3:46	56.5
19/1/2012 3:51	57.3
19/1/2012 3:56	56.2
19/1/2012 4:01	56.5
19/1/2012 4:06	57.3
19/1/2012 4:11	57.6
19/1/2012 4:16	58.4
19/1/2012 4:21	56.8
19/1/2012 4:26	57.2
19/1/2012 4:31	57.4
19/1/2012 4:36	57.2
19/1/2012 4:41	58.1
19/1/2012 4:46	58.0
19/1/2012 4:51	57.1
19/1/2012 4:56	59.0
19/1/2012 5:01	56.4
19/1/2012 5:06	58.1
19/1/2012 5:11	59.2
19/1/2012 5:16	59.6
19/1/2012 5:21	56.7
19/1/2012 5:26	57.8
19/1/2012 5:31	59.3
19/1/2012 5:36	58.7
19/1/2012 5:41	58.8
19/1/2012 5:46	59.2
19/1/2012 5:51	59.2
19/1/2012 5:56	59.5
19/1/2012 6:01	59.5
19/1/2012 6:06	60.4
19/1/2012 6:11	60.3
19/1/2012 6:16	60.3
19/1/2012 6:21	60.5
19/1/2012 6:26	60.9
19/1/2012 6:31	62.2
19/1/2012 6:36	61.5

19/1/2012 6:41	63.3
19/1/2012 6:46	62.2
19/1/2012 6:51	62.6
19/1/2012 6:56	63.3
19/1/2012 23:01	61.7
19/1/2012 23:06	61.8
19/1/2012 23:11	62.0
19/1/2012 23:16	63.3
19/1/2012 23:21	62.2
19/1/2012 23:26	62.6
19/1/2012 23:31	70.3
19/1/2012 23:36	62.3
19/1/2012 23:41	62.0
19/1/2012 23:46	62.8
19/1/2012 23:51	62.0
19/1/2012 23:56	62.3
20/1/2012 0:01	62.1
20/1/2012 0:06	61.8
20/1/2012 0:11	61.6
20/1/2012 0:16	62.5
20/1/2012 0:21	60.9
20/1/2012 0:26	62.0
20/1/2012 0:31	61.7
20/1/2012 0:36	60.5
20/1/2012 0:41	60.5
20/1/2012 0:46	61.3
20/1/2012 0:51	60.3
20/1/2012 0:56	60.3
20/1/2012 1:01	59.7
20/1/2012 1:06	60.8
20/1/2012 1:11	59.4
20/1/2012 1:16	60.2
20/1/2012 1:21	59.6
20/1/2012 1:26	60.0
20/1/2012 1:31	59.9
20/1/2012 1:36	59.7
20/1/2012 1:41	59.2
20/1/2012 1:46	59.2
20/1/2012 1:51	58.5
20/1/2012 1:56	58.5
20/1/2012 2:01	59.5
20/1/2012 2:06	58.2
20/1/2012 2:11	57.8
20/1/2012 2:16	58.2
20/1/2012 2:21	57.4
20/1/2012 2:26	58.3
20/1/2012 2:31	58.7
20/1/2012 2:36	58.1
20/1/2012 2:41	57.5
20/1/2012 2:46	58.6
20/1/2012 2:51	57.8
20/1/2012 2:56	57.9
20/1/2012 3:01	57.8
20/1/2012 3:06	58.3
20/1/2012 3:11	58.0
20/1/2012 3:16	57.3
20/1/2012 3:21	61.0
20/1/2012 3:26	57.8
20/1/2012 3:31	57.3
20/1/2012 3:36	57.2
20/1/2012 3:41	57.4
20/1/2012 3:46	58.0
20/1/2012 3:51	57.5
20/1/2012 3:56	57.4
20/1/2012 4:01	57.4
20/1/2012 4:06	56.4
20/1/2012 4:11	56.8
20/1/2012 4:16	56.3
20/1/2012 4:21	57.3
20/1/2012 4:26	57.1
20/1/2012 4:31	56.5
20/1/2012 4:36	56.4
20/1/2012 4:41	57.2
20/1/2012 4:46	56.8
20/1/2012 4:51	58.0
20/1/2012 4:56	57.5
20/1/2012 5:01	57.7
20/1/2012 5:06	58.3
20/1/2012 5:11	57.6
20/1/2012 5:16	59.4
20/1/2012 5:21	57.5
20/1/2012 5:26	56.7
20/1/2012 5:31	58.3
20/1/2012 5:36	57.8
20/1/2012 5:41	58.9
20/1/2012 5:46	58.6
20/1/2012 5:51	59.8
20/1/2012 5:56	59.1
20/1/2012 6:01	59.3
20/1/2012 6:06	60.2
20/1/2012 6:11	59.7
20/1/2012 6:16	59.7
20/1/2012 6:21	60.3
20/1/2012 6:26	61.5
20/1/2012 6:31	62.6
20/1/2012 6:36	62.5
20/1/2012 6:41	62.2
20/1/2012 6:46	62.4
20/1/2012 6:51	62.1
20/1/2012 6:56	62.7
20/1/2012 23:01	64.9
20/1/2012 23:06	65.2
20/1/2012 23:11	65.4
20/1/2012 23:16	65.1
20/1/2012 23:21	65.2
20/1/2012 23:26	64.6
20/1/2012 23:31	64.7
20/1/2012 23:36	65.1
20/1/2012 23:41	65.6
20/1/2012 23:46	65.5

20/1/2012 23:51	65.3
20/1/2012 23:56	64.5
21/1/2012 0:01	65.3
21/1/2012 0:06	64.7
21/1/2012 0:11	64.9
21/1/2012 0:16	64.6
21/1/2012 0:21	64.1
21/1/2012 0:26	64.7
21/1/2012 0:31	63.8
21/1/2012 0:36	64.9
21/1/2012 0:41	63.7
21/1/2012 0:46	63.3
21/1/2012 0:51	64.2
21/1/2012 0:56	64.4
21/1/2012 1:01	63.9
21/1/2012 1:06	63.6
21/1/2012 1:11	63.8
21/1/2012 1:16	63.2
21/1/2012 1:21	62.0
21/1/2012 1:26	63.1
21/1/2012 1:31	62.3
21/1/2012 1:36	62.3
21/1/2012 1:41	63.0
21/1/2012 1:46	61.9
21/1/2012 1:51	61.9
21/1/2012 1:56	63.2
21/1/2012 2:01	62.0
21/1/2012 2:06	61.5
21/1/2012 2:11	61.7
21/1/2012 2:16	62.5
21/1/2012 2:21	61.2
21/1/2012 2:26	60.5
21/1/2012 2:31	60.5
21/1/2012 2:36	60.7
21/1/2012 2:41	60.6
21/1/2012 2:46	60.4
21/1/2012 2:51	59.6
21/1/2012 2:56	59.7
21/1/2012 3:01	60.7
21/1/2012 3:06	61.1
21/1/2012 3:11	59.6
21/1/2012 3:16	60.8
21/1/2012 3:21	59.2
21/1/2012 3:26	60.6
21/1/2012 3:31	59.4
21/1/2012 3:36	58.5
21/1/2012 3:41	59.9
21/1/2012 3:46	60.3
21/1/2012 3:51	60.1
21/1/2012 3:56	59.6
21/1/2012 4:01	60.7
21/1/2012 4:06	59.4
21/1/2012 4:11	59.1
21/1/2012 4:16	59.8
21/1/2012 4:21	61.6
21/1/2012 4:26	60.0
21/1/2012 4:31	58.8
21/1/2012 4:36	58.9
21/1/2012 4:41	59.4
21/1/2012 4:46	60.6
21/1/2012 4:51	58.1
21/1/2012 4:56	58.5
21/1/2012 5:01	59.0
21/1/2012 5:06	59.2
21/1/2012 5:11	59.2
21/1/2012 5:16	59.8
21/1/2012 5:21	58.2
21/1/2012 5:26	59.1
21/1/2012 5:31	59.5
21/1/2012 5:36	59.3
21/1/2012 5:41	59.8
21/1/2012 5:46	61.0
21/1/2012 5:51	59.3
21/1/2012 5:56	60.1
21/1/2012 6:01	60.1
21/1/2012 6:06	59.7
21/1/2012 6:11	60.2
21/1/2012 6:16	61.4
21/1/2012 6:21	61.0
21/1/2012 6:26	61.2
21/1/2012 6:31	61.3
21/1/2012 6:36	63.2
21/1/2012 6:41	62.9
21/1/2012 6:46	64.3
21/1/2012 6:51	63.7
21/1/2012 6:56	63.2
21/1/2012 23:01	66.3
21/1/2012 23:06	66.0
21/1/2012 23:11	64.7
21/1/2012 23:16	64.7
21/1/2012 23:21	65.7
21/1/2012 23:26	65.4
21/1/2012 23:31	65.4
21/1/2012 23:36	64.5
21/1/2012 23:41	64.3
21/1/2012 23:46	64.1
21/1/2012 23:51	64.7
21/1/2012 23:56	64.7
22/1/2012 0:01	65.1
22/1/2012 0:06	63.5
22/1/2012 0:11	63.1
22/1/2012 0:16	62.8
22/1/2012 0:21	63.3
22/1/2012 0:26	62.6
22/1/2012 0:31	63.2
22/1/2012 0:36	63.2
22/1/2012 0:41	63.0
22/1/2012 0:46	62.9
22/1/2012 0:51	63.3
22/1/2012 0:56	63.8

22/1/2012 1:01	64.0
22/1/2012 1:06	63.5
22/1/2012 1:11	63.6
22/1/2012 1:16	63.9
22/1/2012 1:21	65.0
22/1/2012 1:26	63.7
22/1/2012 1:31	63.7
22/1/2012 1:36	63.9
22/1/2012 1:41	63.4
22/1/2012 1:46	64.1
22/1/2012 1:51	63.9
22/1/2012 1:56	64.8
22/1/2012 2:01	63.6
22/1/2012 2:06	64.4
22/1/2012 2:11	64.3
22/1/2012 2:16	64.2
22/1/2012 2:21	64.4
22/1/2012 2:26	64.3
22/1/2012 2:31	65.1
22/1/2012 2:36	65.5
22/1/2012 2:41	64.5
22/1/2012 2:46	64.7
22/1/2012 2:51	65.4
22/1/2012 2:56	65.0
22/1/2012 3:01	65.2
22/1/2012 3:06	65.7
22/1/2012 3:11	64.7
22/1/2012 3:16	64.3
22/1/2012 3:21	64.3
22/1/2012 3:26	64.3
22/1/2012 3:31	64.2
22/1/2012 3:36	64.4
22/1/2012 3:41	64.4
22/1/2012 3:46	64.6
22/1/2012 3:51	64.7
22/1/2012 3:56	65.1
22/1/2012 4:01	65.3
22/1/2012 4:06	64.9
22/1/2012 4:11	64.9
22/1/2012 4:16	65.2
22/1/2012 4:21	65.3
22/1/2012 4:26	64.8
22/1/2012 4:31	64.6
22/1/2012 4:36	65.4
22/1/2012 4:41	64.8
22/1/2012 4:46	64.3
22/1/2012 4:51	63.4
22/1/2012 4:56	65.9
22/1/2012 5:01	63.5
22/1/2012 5:06	64.2
22/1/2012 5:11	64.4
22/1/2012 5:16	64.4
22/1/2012 5:21	64.4
22/1/2012 5:26	64.3
22/1/2012 5:31	65.2
22/1/2012 5:36	65.1
22/1/2012 5:41	64.7
22/1/2012 5:46	64.4
22/1/2012 5:51	63.5
22/1/2012 5:56	65.7
22/1/2012 6:01	63.5
22/1/2012 6:06	64.9
22/1/2012 6:11	64.2
22/1/2012 6:16	64.4
22/1/2012 6:21	64.0
22/1/2012 6:26	64.9
22/1/2012 6:31	64.7
22/1/2012 6:36	64.9
22/1/2012 6:41	65.7
22/1/2012 6:46	64.9
22/1/2012 6:51	65.0
22/1/2012 6:56	64.8
22/1/2012 23:01	63.3
22/1/2012 23:06	65.6
22/1/2012 23:11	64.5
22/1/2012 23:16	64.0
22/1/2012 23:21	64.7
22/1/2012 23:26	64.7
22/1/2012 23:31	64.4
22/1/2012 23:36	64.9
22/1/2012 23:41	64.3
22/1/2012 23:46	64.6
22/1/2012 23:51	65.1
22/1/2012 23:56	64.9
23/1/2012 0:01	64.7
23/1/2012 0:06	64.4
23/1/2012 0:11	64.1
23/1/2012 0:16	64.4
23/1/2012 0:21	64.5
23/1/2012 0:26	64.0
23/1/2012 0:31	64.4
23/1/2012 0:36	64.1
23/1/2012 0:41	66.3
23/1/2012 0:46	64.3
23/1/2012 0:51	64.7
23/1/2012 0:56	66.2
23/1/2012 1:01	64.7
23/1/2012 1:06	64.0
23/1/2012 1:11	65.6
23/1/2012 1:16	66.0
23/1/2012 1:21	64.5
23/1/2012 1:26	63.2
23/1/2012 1:31	63.9
23/1/2012 1:36	68.9
23/1/2012 1:41	65.9
23/1/2012 1:46	63.6
23/1/2012 1:51	64.7
23/1/2012 1:56	65.1
23/1/2012 2:01	64.6
23/1/2012 2:06	65.2

23/1/2012 2:11	64.3
23/1/2012 2:16	64.8
23/1/2012 2:21	64.9
23/1/2012 2:26	64.2
23/1/2012 2:31	65.5
23/1/2012 2:36	65.1
23/1/2012 2:41	64.4
23/1/2012 2:46	64.2
23/1/2012 2:51	63.9
23/1/2012 2:56	63.4
23/1/2012 3:01	63.3
23/1/2012 3:06	63.6
23/1/2012 3:11	64.2
23/1/2012 3:16	64.6
23/1/2012 3:21	64.4
23/1/2012 3:26	63.2
23/1/2012 3:31	63.3
23/1/2012 3:36	63.4
23/1/2012 3:41	62.8
23/1/2012 3:46	63.2
23/1/2012 3:51	63.6
23/1/2012 3:56	62.8
23/1/2012 4:01	63.5
23/1/2012 4:06	64.5
23/1/2012 4:11	64.5
23/1/2012 4:16	64.6
23/1/2012 4:21	64.0
23/1/2012 4:26	64.6
23/1/2012 4:31	64.5
23/1/2012 4:36	64.8
23/1/2012 4:41	64.7
23/1/2012 4:46	64.5
23/1/2012 4:51	64.7
23/1/2012 4:56	63.7
23/1/2012 5:01	64.0
23/1/2012 5:06	64.1
23/1/2012 5:11	64.2
23/1/2012 5:16	63.8
23/1/2012 5:21	63.7
23/1/2012 5:26	63.1
23/1/2012 5:31	65.1
23/1/2012 5:36	64.0
23/1/2012 5:41	63.8
23/1/2012 5:46	63.5
23/1/2012 5:51	63.9
23/1/2012 5:56	63.7
23/1/2012 6:01	63.3
23/1/2012 6:06	63.5
23/1/2012 6:11	64.0
23/1/2012 6:16	64.1
23/1/2012 6:21	63.8
23/1/2012 6:26	63.9
23/1/2012 6:31	63.9
23/1/2012 6:36	64.4
23/1/2012 6:41	64.3
23/1/2012 6:46	63.7
23/1/2012 6:51	64.6
23/1/2012 6:56	63.9
23/1/2012 23:01	64.4
23/1/2012 23:06	64.6
23/1/2012 23:11	65.4
23/1/2012 23:16	64.7
23/1/2012 23:21	64.8
23/1/2012 23:26	65.0
23/1/2012 23:31	65.7
23/1/2012 23:36	64.8
23/1/2012 23:41	64.7
23/1/2012 23:46	64.8
23/1/2012 23:51	64.3
23/1/2012 23:56	65.1
24/1/2012 0:01	65.4
24/1/2012 0:06	65.0
24/1/2012 0:11	64.8
24/1/2012 0:16	65.5
24/1/2012 0:21	65.2
24/1/2012 0:26	64.8
24/1/2012 0:31	64.5
24/1/2012 0:36	65.0
24/1/2012 0:41	64.9
24/1/2012 0:46	65.0
24/1/2012 0:51	63.9
24/1/2012 0:56	63.8
24/1/2012 1:01	63.9
24/1/2012 1:06	62.9
24/1/2012 1:11	63.4
24/1/2012 1:16	63.4
24/1/2012 1:21	64.0
24/1/2012 1:26	62.8
24/1/2012 1:31	62.5
24/1/2012 1:36	64.1
24/1/2012 1:41	63.1
24/1/2012 1:46	62.7
24/1/2012 1:51	64.4
24/1/2012 1:56	62.6
24/1/2012 2:01	62.7
24/1/2012 2:06	63.3
24/1/2012 2:11	62.1
24/1/2012 2:16	62.8
24/1/2012 2:21	62.9
24/1/2012 2:26	62.3
24/1/2012 2:31	62.1
24/1/2012 2:36	62.7
24/1/2012 2:41	62.4
24/1/2012 2:46	62.3
24/1/2012 2:51	61.8
24/1/2012 2:56	62.1
24/1/2012 3:01	61.2
24/1/2012 3:06	61.6
24/1/2012 3:11	61.6
24/1/2012 3:16	62.3

24/1/2012 3:21	61.9
24/1/2012 3:26	61.0
24/1/2012 3:31	60.5
24/1/2012 3:36	61.6
24/1/2012 3:41	61.7
24/1/2012 3:46	61.1
24/1/2012 3:51	61.5
24/1/2012 3:56	61.7
24/1/2012 4:01	61.2
24/1/2012 4:06	61.1
24/1/2012 4:11	61.2
24/1/2012 4:16	60.8
24/1/2012 4:21	61.5
24/1/2012 4:26	61.5
24/1/2012 4:31	61.1
24/1/2012 4:36	60.4
24/1/2012 4:41	60.4
24/1/2012 4:46	60.8
24/1/2012 4:51	60.1
24/1/2012 4:56	60.4
24/1/2012 5:01	61.0
24/1/2012 5:06	61.1
24/1/2012 5:11	61.1
24/1/2012 5:16	62.2
24/1/2012 5:21	61.0
24/1/2012 5:26	61.2
24/1/2012 5:31	63.2
24/1/2012 5:36	61.4
24/1/2012 5:41	61.4
24/1/2012 5:46	61.7
24/1/2012 5:51	61.8
24/1/2012 5:56	61.6
24/1/2012 6:01	62.0
24/1/2012 6:06	62.1
24/1/2012 6:11	61.7
24/1/2012 6:16	62.1
24/1/2012 6:21	63.0
24/1/2012 6:26	61.8
24/1/2012 6:31	62.6
24/1/2012 6:36	62.7
24/1/2012 6:41	63.8
24/1/2012 6:46	62.7
24/1/2012 6:51	63.0
24/1/2012 6:56	62.7
24/1/2012 23:01	63.6
24/1/2012 23:06	64.9
24/1/2012 23:11	63.6
24/1/2012 23:16	63.9
24/1/2012 23:21	63.6
24/1/2012 23:26	63.8
24/1/2012 23:31	64.1
24/1/2012 23:36	63.8
24/1/2012 23:41	63.5
24/1/2012 23:46	63.0
24/1/2012 23:51	63.1
24/1/2012 23:56	63.4
25/1/2012 0:01	61.6
25/1/2012 0:06	62.0
25/1/2012 0:11	62.5
25/1/2012 0:16	64.4
25/1/2012 0:21	63.8
25/1/2012 0:26	64.4
25/1/2012 0:31	64.0
25/1/2012 0:36	63.8
25/1/2012 0:41	64.7
25/1/2012 0:46	63.9
25/1/2012 0:51	63.5
25/1/2012 0:56	63.9
25/1/2012 1:01	64.0
25/1/2012 1:06	63.6
25/1/2012 1:11	62.6
25/1/2012 1:16	63.4
25/1/2012 1:21	64.1
25/1/2012 1:26	62.0
25/1/2012 1:31	62.6
25/1/2012 1:36	62.5
25/1/2012 1:41	61.6
25/1/2012 1:46	62.5
25/1/2012 1:51	62.0
25/1/2012 1:56	61.7
25/1/2012 2:01	61.7
25/1/2012 2:06	61.9
25/1/2012 2:11	63.3
25/1/2012 2:16	61.4
25/1/2012 2:21	62.5
25/1/2012 2:26	61.6
25/1/2012 2:31	62.0
25/1/2012 2:36	61.3
25/1/2012 2:41	61.3
25/1/2012 2:46	61.2
25/1/2012 2:51	62.2
25/1/2012 2:56	61.1
25/1/2012 3:01	62.4
25/1/2012 3:06	61.4
25/1/2012 3:11	61.4
25/1/2012 3:16	60.4
25/1/2012 3:21	60.9
25/1/2012 3:26	60.3
25/1/2012 3:31	62.1
25/1/2012 3:36	61.3
25/1/2012 3:41	60.9
25/1/2012 3:46	60.3
25/1/2012 3:51	60.7
25/1/2012 3:56	60.9
25/1/2012 4:01	60.2
25/1/2012 4:06	60.5
25/1/2012 4:11	60.1
25/1/2012 4:16	61.2
25/1/2012 4:21	60.2
25/1/2012 4:26	60.4

Real-time Noise Data RTN1 (FEHD Hong Kong Transport Section Whitefield Depot)

25/1/2012 4:31	61.0
25/1/2012 4:36	60.0
25/1/2012 4:41	60.2
25/1/2012 4:46	60.0
25/1/2012 4:51	60.4
25/1/2012 4:56	59.9
25/1/2012 5:01	60.1
25/1/2012 5:06	60.3
25/1/2012 5:11	60.0
25/1/2012 5:16	60.2
25/1/2012 5:21	59.7
25/1/2012 5:26	59.5
25/1/2012 5:31	60.6
25/1/2012 5:36	60.2
25/1/2012 5:41	59.7
25/1/2012 5:46	62.0
25/1/2012 5:51	60.0
25/1/2012 5:56	60.9
25/1/2012 6:01	60.8
25/1/2012 6:06	61.1
25/1/2012 6:11	60.7
25/1/2012 6:16	60.5
25/1/2012 6:21	61.9
25/1/2012 6:26	59.6
25/1/2012 6:31	61.6
25/1/2012 6:36	61.6
25/1/2012 6:41	60.9
25/1/2012 6:46	59.6
25/1/2012 6:51	62.6
25/1/2012 6:56	63.7
25/1/2012 23:01	63.8
25/1/2012 23:06	64.9
25/1/2012 23:11	64.5
25/1/2012 23:16	64.5
25/1/2012 23:21	64.5
25/1/2012 23:26	63.8
25/1/2012 23:31	63.6
25/1/2012 23:36	64.1
25/1/2012 23:41	63.7
25/1/2012 23:46	64.0
25/1/2012 23:51	64.0
25/1/2012 23:56	64.0
26/1/2012 0:01	64.3
26/1/2012 0:06	64.7
26/1/2012 0:11	64.1
26/1/2012 0:16	64.6
26/1/2012 0:21	64.0
26/1/2012 0:26	64.0
26/1/2012 0:31	64.7
26/1/2012 0:36	64.0
26/1/2012 0:41	65.4
26/1/2012 0:46	64.4
26/1/2012 0:51	63.8
26/1/2012 0:56	65.6
26/1/2012 1:01	65.6
26/1/2012 1:06	65.3
26/1/2012 1:11	65.4
26/1/2012 1:16	65.6
26/1/2012 1:21	66.0
26/1/2012 1:26	65.1
26/1/2012 1:31	65.2
26/1/2012 1:36	65.7
26/1/2012 1:41	65.1
26/1/2012 1:46	65.7
26/1/2012 1:51	65.7
26/1/2012 1:56	65.3
26/1/2012 2:01	65.5
26/1/2012 2:06	65.1
26/1/2012 2:11	65.2
26/1/2012 2:16	65.0
26/1/2012 2:21	65.3
26/1/2012 2:26	64.5
26/1/2012 2:31	65.1
26/1/2012 2:36	65.0
26/1/2012 2:41	64.8
26/1/2012 2:46	64.4
26/1/2012 2:51	64.9
26/1/2012 2:56	64.3
26/1/2012 3:01	65.3
26/1/2012 3:06	65.1
26/1/2012 3:11	64.9
26/1/2012 3:16	64.8
26/1/2012 3:21	64.4
26/1/2012 3:26	65.0
26/1/2012 3:31	65.0
26/1/2012 3:36	64.5
26/1/2012 3:41	64.3
26/1/2012 3:46	64.6
26/1/2012 3:51	65.7
26/1/2012 3:56	64.5
26/1/2012 4:01	64.8
26/1/2012 4:06	64.7
26/1/2012 4:11	64.1
26/1/2012 4:16	64.5
26/1/2012 4:21	64.7
26/1/2012 4:26	63.9
26/1/2012 4:31	64.1
26/1/2012 4:36	64.6
26/1/2012 4:41	64.6
26/1/2012 4:46	64.0
26/1/2012 4:51	63.9
26/1/2012 4:56	64.1
26/1/2012 5:01	63.9
26/1/2012 5:06	63.9
26/1/2012 5:11	64.0
26/1/2012 5:16	64.0
26/1/2012 5:21	64.7
26/1/2012 5:26	63.8
26/1/2012 5:31	64.7
26/1/2012 5:36	64.6

26/1/2012 5:41	66.0
26/1/2012 5:46	65.9
26/1/2012 5:51	66.4
26/1/2012 5:56	67.3
26/1/2012 6:01	65.6
26/1/2012 6:06	65.8
26/1/2012 6:11	65.7
26/1/2012 6:16	65.2
26/1/2012 6:21	66.0
26/1/2012 6:26	65.3
26/1/2012 6:31	65.6
26/1/2012 6:36	65.5
26/1/2012 6:41	65.6
26/1/2012 6:46	67.4
26/1/2012 6:51	66.4
26/1/2012 6:56	65.6
26/1/2012 23:01	62.3
26/1/2012 23:06	61.7
26/1/2012 23:11	62.3
26/1/2012 23:16	62.1
26/1/2012 23:21	62.0
26/1/2012 23:26	61.9
26/1/2012 23:31	61.8
26/1/2012 23:36	61.4
26/1/2012 23:41	62.0
26/1/2012 23:46	61.0
26/1/2012 23:51	61.9
26/1/2012 23:56	62.1
27/1/2012 0:01	61.1
27/1/2012 0:06	61.8
27/1/2012 0:11	61.0
27/1/2012 0:16	60.7
27/1/2012 0:21	61.0
27/1/2012 0:26	61.3
27/1/2012 0:31	60.6
27/1/2012 0:36	60.5
27/1/2012 0:41	60.5
27/1/2012 0:46	60.2
27/1/2012 0:51	59.7
27/1/2012 0:56	59.8
27/1/2012 1:01	60.4
27/1/2012 1:06	59.6
27/1/2012 1:11	59.6
27/1/2012 1:16	58.9
27/1/2012 1:21	59.3
27/1/2012 1:26	58.7
27/1/2012 1:31	59.2
27/1/2012 1:36	59.7
27/1/2012 1:41	59.0
27/1/2012 1:46	58.8
27/1/2012 1:51	59.0
27/1/2012 1:56	58.5
27/1/2012 2:01	58.8
27/1/2012 2:06	59.3
27/1/2012 2:11	59.0
27/1/2012 2:16	57.5
27/1/2012 2:21	59.2
27/1/2012 2:26	58.8
27/1/2012 2:31	58.1
27/1/2012 2:36	59.0
27/1/2012 2:41	58.2
27/1/2012 2:46	57.9
27/1/2012 2:51	57.6
27/1/2012 2:56	57.4
27/1/2012 3:01	57.8
27/1/2012 3:06	59.6
27/1/2012 3:11	57.7
27/1/2012 3:16	56.9
27/1/2012 3:21	57.0
27/1/2012 3:26	56.9
27/1/2012 3:31	58.2
27/1/2012 3:36	57.6
27/1/2012 3:41	58.0
27/1/2012 3:46	57.8
27/1/2012 3:51	57.7
27/1/2012 3:56	56.8
27/1/2012 4:01	56.6
27/1/2012 4:06	58.2
27/1/2012 4:11	56.7
27/1/2012 4:16	57.4
27/1/2012 4:21	56.9
27/1/2012 4:26	57.5
27/1/2012 4:31	57.1
27/1/2012 4:36	57.0
27/1/2012 4:41	57.2
27/1/2012 4:46	57.6
27/1/2012 4:51	57.1
27/1/2012 4:56	58.3
27/1/2012 5:01	57.8
27/1/2012 5:06	57.8
27/1/2012 5:11	57.0
27/1/2012 5:16	58.5
27/1/2012 5:21	56.7
27/1/2012 5:26	57.4
27/1/2012 5:31	58.7
27/1/2012 5:36	58.0
27/1/2012 5:41	59.8
27/1/2012 5:46	58.6
27/1/2012 5:51	59.3
27/1/2012 5:56	58.3
27/1/2012 6:01	58.9
27/1/2012 6:06	58.9
27/1/2012 6:11	60.5
27/1/2012 6:16	59.9
27/1/2012 6:21	59.7
27/1/2012 6:26	60.3
27/1/2012 6:31	59.9
27/1/2012 6:36	60.9
27/1/2012 6:41	61.5
27/1/2012 6:46	61.4

27/1/2012 6:51	61.8
27/1/2012 6:56	61.5
27/1/2012 23:01	64.5
27/1/2012 23:06	64.2
27/1/2012 23:11	64.4
27/1/2012 23:16	64.0
27/1/2012 23:21	64.6
27/1/2012 23:26	64.0
27/1/2012 23:31	63.7
27/1/2012 23:36	64.3
27/1/2012 23:41	63.0
27/1/2012 23:46	63.4
27/1/2012 23:51	63.3
27/1/2012 23:56	63.1

*Exceedance recorded during monitoring compliance check with NCO

Real-time Noise Data RTN2 (Oil Street Community Liaison Centre)

Normal Day 07:00-19:00

28/12/2011 7:01	63.3
28/12/2011 7:31	65.5
28/12/2011 8:01	69.2
28/12/2011 8:31	68.5
28/12/2011 9:01	69.0
28/12/2011 9:31	69.1
28/12/2011 10:01	69.9
28/12/2011 10:31	69.4
28/12/2011 11:01	69.6
28/12/2011 11:31	66.6
28/12/2011 12:01	65.2
28/12/2011 12:31	65.8
28/12/2011 13:01	67.3
28/12/2011 13:31	67.2
28/12/2011 14:01	66.4
28/12/2011 14:31	67.6
28/12/2011 15:01	67.9
28/12/2011 15:31	67.7
28/12/2011 16:01	67.6
28/12/2011 16:31	69.2
28/12/2011 17:01	67.3
28/12/2011 17:31	68.6
28/12/2011 18:01	65.8
28/12/2011 18:31	65.0
29/12/2011 7:01	63.4
29/12/2011 7:31	65.6
29/12/2011 8:01	66.8
29/12/2011 8:31	68.0
29/12/2011 9:01	68.0
29/12/2011 9:31	67.6
29/12/2011 10:01	66.9
29/12/2011 10:31	68.1
29/12/2011 11:01	67.9
29/12/2011 11:31	66.5
29/12/2011 12:01	65.3
29/12/2011 12:31	66.7
29/12/2011 13:01	67.6
29/12/2011 13:31	67.4
29/12/2011 14:01	68.2
29/12/2011 14:31	68.5
29/12/2011 15:01	68.2
29/12/2011 15:31	68.3
29/12/2011 16:01	67.2
29/12/2011 16:31	69.4
29/12/2011 17:01	67.3
29/12/2011 17:31	65.6
29/12/2011 18:01	65.3
29/12/2011 18:31	66.3
30/12/2011 7:01	63.7
30/12/2011 7:31	65.4
30/12/2011 8:01	65.9
30/12/2011 8:31	68.7
30/12/2011 9:01	69.0
30/12/2011 9:31	68.3
30/12/2011 10:01	67.8
30/12/2011 10:31	67.3
30/12/2011 11:01	67.2
30/12/2011 11:31	66.3
30/12/2011 12:01	64.4
30/12/2011 12:31	63.6
30/12/2011 13:01	66.3
30/12/2011 13:31	68.2
30/12/2011 14:01	70.9
30/12/2011 14:31	64.9
30/12/2011 15:01	66.5
30/12/2011 15:31	68.5
30/12/2011 16:01	66.1
30/12/2011 16:31	67.4
30/12/2011 17:01	68.2
30/12/2011 17:31	66.5
30/12/2011 18:01	68.0
30/12/2011 18:31	64.8
31/12/2011 7:01	66.0
31/12/2011 7:31	68.9
31/12/2011 8:01	68.8
31/12/2011 8:31	63.3
31/12/2011 9:01	69.0
31/12/2011 9:31	68.8
31/12/2011 10:01	66.9
31/12/2011 10:31	68.5
31/12/2011 11:01	68.6
31/12/2011 11:31	67.8
31/12/2011 12:01	67.2
31/12/2011 12:31	66.7
31/12/2011 13:01	67.2
31/12/2011 13:31	68.7
31/12/2011 14:01	68.4
31/12/2011 14:31	68.8
31/12/2011 15:01	68.5
31/12/2011 15:31	69.8
31/12/2011 16:01	69.6
31/12/2011 16:31	66.6
31/12/2011 17:01	66.4
31/12/2011 17:31	66.9
31/12/2011 18:01	65.8
31/12/2011 18:31	64.2
3/1/2012 7:01	62.8
3/1/2012 7:31	65.2
3/1/2012 8:01	66.0
3/1/2012 8:31	66.0
3/1/2012 9:01	66.0
3/1/2012 9:31	67.7
3/1/2012 10:01	68.0
3/1/2012 10:31	70.3
3/1/2012 11:01	70.8
3/1/2012 11:31	68.6
3/1/2012 12:01	65.9
3/1/2012 12:31	66.5
3/1/2012 13:01	68.5
3/1/2012 13:31	68.7
3/1/2012 14:01	68.2
3/1/2012 14:31	69.0
3/1/2012 15:01	69.8
3/1/2012 15:31	69.0
3/1/2012 16:01	69.1
3/1/2012 16:31	69.0
3/1/2012 17:01	68.0
3/1/2012 17:31	67.0
3/1/2012 18:01	66.5
3/1/2012 18:31	63.9
4/1/2012 7:01	62.3
4/1/2012 7:31	64.6
4/1/2012 8:01	65.6
4/1/2012 8:31	66.7
4/1/2012 9:01	67.0
4/1/2012 9:31	67.0
4/1/2012 10:01	67.8
4/1/2012 10:31	66.7
4/1/2012 11:01	67.4
4/1/2012 11:31	66.6
4/1/2012 12:01	66.3
4/1/2012 12:31	65.5
4/1/2012 13:01	67.3
4/1/2012 13:31	67.2
4/1/2012 14:01	67.4
4/1/2012 14:31	67.1
4/1/2012 15:01	67.7
4/1/2012 15:31	68.1
4/1/2012 16:01	68.1
4/1/2012 16:31	68.3
4/1/2012 17:01	67.0
4/1/2012 17:31	66.5
4/1/2012 18:01	65.7
4/1/2012 18:31	68.3
5/1/2012 7:01	62.7
5/1/2012 7:31	64.1
5/1/2012 8:01	67.5
5/1/2012 8:31	68.7
5/1/2012 9:01	67.9
5/1/2012 9:31	68.3
5/1/2012 10:01	68.2
5/1/2012 10:31	68.2
5/1/2012 11:01	68.2
5/1/2012 11:31	67.4
5/1/2012 12:01	65.1
5/1/2012 12:31	65.5
5/1/2012 13:01	68.3
5/1/2012 13:31	68.7
5/1/2012 14:01	69.3
5/1/2012 14:31	71.0
5/1/2012 15:01	68.4
5/1/2012 15:31	67.6
5/1/2012 16:01	67.4
5/1/2012 16:31	66.7
5/1/2012 17:01	66.2
5/1/2012 17:31	65.4
5/1/2012 18:01	65.1
5/1/2012 18:31	64.7
6/1/2012 7:01	63.5
6/1/2012 7:31	64.6
6/1/2012 8:01	67.1
6/1/2012 8:31	67.4
6/1/2012 9:01	67.9
6/1/2012 9:31	68.2
6/1/2012 10:01	68.3
6/1/2012 10:31	69.3
6/1/2012 11:01	68.3
6/1/2012 11:31	67.1
6/1/2012 12:01	65.0
6/1/2012 12:31	65.8
6/1/2012 13:01	68.8
6/1/2012 13:31	68.7
6/1/2012 14:01	68.4
6/1/2012 14:31	68.3
6/1/2012 15:01	69.1
6/1/2012 15:31	67.4
6/1/2012 16:01	66.8
6/1/2012 16:31	66.9
6/1/2012 17:01	66.5
6/1/2012 17:31	68.9
6/1/2012 18:01	65.7
6/1/2012 18:31	65.1
7/1/2012 7:01	62.9
7/1/2012 7:31	63.8
7/1/2012 8:01	66.8
7/1/2012 8:31	67.8
7/1/2012 9:01	68.3
7/1/2012 9:31	68.2
7/1/2012 10:01	67.9
7/1/2012 10:31	68.5
7/1/2012 11:01	68.2
7/1/2012 11:31	67.4
7/1/2012 12:01	63.4
7/1/2012 12:31	64.5
7/1/2012 13:01	67.3
7/1/2012 13:31	67.0
7/1/2012 14:01	66.3
7/1/2012 14:31	67.4
7/1/2012 15:01	66.8
7/1/2012 15:31	67.5
7/1/2012 16:01	67.4
7/1/2012 16:31	68.1
7/1/2012 17:01	67.6
7/1/2012 17:31	67.6
7/1/2012 18:01	65.3
7/1/2012 18:31	62.7
9/1/2012 7:01	62.6
9/1/2012 7:31	64.4
9/1/2012 8:01	66.0
9/1/2012 8:31	67.9
9/1/2012 9:01	66.6
9/1/2012 9:31	67.7
9/1/2012 10:01	67.2
9/1/2012 10:31	67.8
9/1/2012 11:01	68.7
9/1/2012 11:31	67.3
9/1/2012 12:01	66.1
9/1/2012 12:31	65.4
9/1/2012 13:01	68.0
9/1/2012 13:31	68.0
9/1/2012 14:01	68.1
9/1/2012 14:31	67.2
9/1/2012 15:01	67.3
9/1/2012 15:31	67.7
9/1/2012 16:01	68.1
9/1/2012 16:31	67.5
9/1/2012 17:01	68.1
9/1/2012 17:31	68.0
9/1/2012 18:01	65.5
9/1/2012 18:31	63.5
10/1/2012 7:01	62.7
10/1/2012 7:31	64.4
10/1/2012 8:01	66.5
10/1/2012 8:31	67.7
10/1/2012 9:01	67.1
10/1/2012 9:31	67.7
10/1/2012 10:01	69.0
10/1/2012 10:31	68.5
10/1/2012 11:01	69.0
10/1/2012 11:31	67.4
10/1/2012 12:01	65.0
10/1/2012 12:31	65.4
10/1/2012 13:01	67.2
10/1/2012 13:31	68.2
10/1/2012 14:01	70.5
10/1/2012 14:31	68.6
10/1/2012 15:01	68.4
10/1/2012 15:31	68.7
10/1/2012 16:01	68.7
10/1/2012 16:31	68.2
10/1/2012 17:01	68.0
10/1/2012 17:31	66.1
10/1/2012 18:01	66.0
10/1/2012 18:31	64.6
11/1/2012 7:01	62.3
11/1/2012 7:31	63.7
11/1/2012 8:01	66.1
11/1/2012 8:31	67.6
11/1/2012 9:01	67.8
11/1/2012 9:31	67.0
11/1/2012 10:01	66.6
11/1/2012 10:31	66.4
11/1/2012 11:01	66.8
11/1/2012 11:31	67.5
11/1/2012 12:01	64.8
11/1/2012 12:31	64.4
11/1/2012 13:01	67.7
11/1/2012 13:31	68.1
11/1/2012 14:01	68.2
11/1/2012 14:31	68.3
11/1/2012 15:01	68.8
11/1/2012 15:31	68.7
11/1/2012 16:01	68.5
11/1/2012 16:31	67.3
11/1/2012 17:01	67.5
11/1/2012 17:31	66.4
11/1/2012 18:01	65.7
11/1/2012 18:31	64.4
12/1/2012 7:01	63.5
12/1/2012 7:31	65.2
12/1/2012 8:01	67.3
12/1/2012 8:31	67.6
12/1/2012 9:01	67.0
12/1/2012 9:31	68.2
12/1/2012 10:01	68.3
12/1/2012 10:31	69.2
12/1/2012 11:01	70.4
12/1/2012 11:31	66.8
12/1/2012 12:01	64.5
12/1/2012 12:31	65.3
12/1/2012 13:01	69.9
12/1/2012 13:31	69.7
12/1/2012 14:01	69.3
12/1/2012 14:31	69.0
12/1/2012 15:01	69.9
12/1/2012 15:31	71.9
12/1/2012 16:01	69.9
12/1/2012 16:31	68.0
12/1/2012 17:01	66.8
12/1/2012 17:31	65.1
12/1/2012 18:01	67.4
12/1/2012 18:31	66.5
13/1/2012 7:01	62.6
13/1/2012 7:31	64.5
13/1/2012 8:01	66.0
13/1/2012 8:31	67.9
13/1/2012 9:01	68.4
13/1/2012 9:31	67.1
13/1/2012 10:01	67.7
13/1/2012 10:31	67.6
13/1/2012 11:01	67.6
13/1/2012 11:31	66.7
13/1/2012 12:01	65.4
13/1/2012 12:31	64.8
13/1/2012 13:01	68.8
13/1/2012 13:31	68.2
13/1/2012 14:01	68.0
13/1/2012 14:31	68.8
13/1/2012 15:01	67.9
13/1/2012 15:31	67.1
13/1/2012 16:01	67.2
13/1/2012 16:31	68.0
13/1/2012 17:01	66.7
13/1/2012 17:31	67.0
13/1/2012 18:01	66.0
13/1/2012 18:31	63.1
17/1/2012 7:01	63.0
17/1/2012 7:31	64.9
17/1/2012 8:01	68.1
17/1/2012 8:31	68.1
17/1/2012 9:01	66.3
17/1/2012 9:31	67.0
17/1/2012 10:01	67.8
17/1/2012 10:31	67.9
17/1/2012 11:01	67.7
17/1/2012 11:31	65.5
17/1/2012 12:01	63.8
17/1/2012 12:31	64.5
17/1/2012 13:01	68.9
17/1/2012 13:31	68.8
17/1/2012 14:01	68.8
17/1/2012 14:31	68.5
17/1/2012 15:01	68.2
17/1/2012 15:31	67.6
17/1/2012 16:01	68.4
17/1/2012 16:31	68.4
17/1/2012 17:01	67.6
17/1/2012 17:31	66.6
17/1/2012 18:01	65.8
17/1/2012 18:31	65.6
18/1/2012 7:01	63.1
18/1/2012 7:31	63.7
18/1/2012 8:01	64.7
18/1/2012 8:31	66.4
18/1/2012 9:01	67.2
18/1/2012 9:31	68.1
18/1/2012 10:01	67.6
18/1/2012 10:31	68.0
18/1/2012 11:01	69.4
18/1/2012 11:31	68.8
18/1/2012 12:01	65.7
18/1/2012 12:31	65.7
18/1/2012 13:01	68.0
18/1/2012 13:31	67.6
18/1/2012 14:01	67.8
18/1/2012 14:31	67.7
18/1/2012 15:01	67.8
18/1/2012 15:31	66.9
18/1/2012 16:01	68.3
18/1/2012 16:31	70.1
18/1/2012 17:01	70.0
18/1/2012 17:31	69.4
18/1/2012 18:01	67.8
18/1/2012 18:31	66.5
19/1/2012 7:01	63.6
19/1/2012 7:31	63.6
19/1/2012 8:01	65.5
19/1/2012 8:31	68.7
19/1/2012 9:01	70.7
19/1/2012 9:31	65.7
19/1/2012 10:01	68.0
19/1/2012 10:31	66.9
19/1/2012 11:01	67.9
19/1/2012 11:31	67.0
19/1/2012 12:01	63.3
19/1/2012 12:31	63.0
19/1/2012 13:01	66.1
19/1/2012 13:31	68.0
19/1/2012 14:01	67.8
19/1/2012 14:31	67.2
19/1/2012 15:01	66.5
19/1/2012 15:31	67.1
19/1/2012 16:01	67.0
19/1/2012 16:31	67.4
19/1/2012 17:01	67.9
19/1/2012 17:31	67.4
19/1/2012 18:01	67.1
19/1/2012 18:31	65.7
20/1/2012 7:01	63.8
20/1/2012 7:31	65.0
20/1/2012 8:01	66.0
20/1/2012 8:31	67.5
20/1/2012 9:01	68.8
20/1/2012 9:31	67.6
20/1/2012 10:01	67.4
20/1/2012 10:31	67.6
20/1/2012 11:01	67.4
20/1/2012 11:31	67.5
20/1/2012 12:01	66.1
20/1/2012 12:31	66.0
20/1/2012 13:01	66.9
20/1/2012 13:31	67.1
20/1/2012 14:01	66.9
20/1/2012 14:31	65.9
20/1/2012 15:01	66.3
20/1/2012 15:31	67.6
20/1/2012 16:01	67.3
20/1/2012 16:31	67.7
20/1/2012 17:01	67.5
20/1/2012 17:31	67.1
20/1/2012 18:01	67.5
20/1/2012 18:31	66.8
21/1/2012 7:01	59.8
21/1/2012 7:31	59.4
21/1/2012 8:01	59.9
21/1/2012 8:31	61.0
21/1/2012 9:01	62.3
21/1/2012 9:31	63.4
21/1/2012 10:01	65.0
21/1/2012 10:31	65.9
21/1/2012 11:01	66.4
21/1/2012 11:31	66.1
21/1/2012 12:01	66.0
21/1/2012 12:31	66.5
21/1/2012 13:01	66.2
21/1/2012 13:31	66.1
21/1/2012 14:01	65.8
21/1/2012 14:31	65.4
21/1/2012 15:01	65.3
21/1/2012 15:31	65.8
21/1/2012 16:01	65.9
21/1/2012 16:31	65.5
21/1/2012 17:01	65.5
21/1/2012 17:31	65.3
21/1/2012 18:01	65.0
21/1/2012 18:31	64.5
26/1/2012 7:01	59.1
26/1/2012 7:31	59.0
26/1/2012 8:01	59.1
26/1/2012 8:31	60.7
26/1/2012 9:01	62.4
26/1/2012 9:31	64.4
26/1/2012 10:01	65.6
26/1/2012 10:31	65.8
26/1/2012 11:01	66.7
26/1/2012 11:31	65.2
26/1/2012 12:01	64.6
26/1/2012 12:31	64.4
26/1/2012 13:01	65.5
26/1/2012 13:31	65.4
26/1/2012 14:01	65.1
26/1/2012 14:31	65.2
26/1/2012 15:01	65.2
26/1/2012 15:31	64.7
26/1/2012 16:01	64.7
26/1/2012 16:31	65.9
26/1/2012 17:01	67.0
26/1/2012 17:31	66.4
26/1/2012 18:01	65.0
26/1/2012 18:31	63.9
27/1/2012 7:01	63.0
27/1/2012 7:31	65.5
27/1/2012 8:01	65.8
27/1/2012 8:31	66.6
27/1/2012 9:01	68.3
27/1/2012 9:31	68.0
27/1/2012 10:01	66.6
27/1/2012 10:31	66.7
27/1/2012 11:01	65.8
27/1/2012 11:31	65.3
27/1/2012 12:01	65.1
27/1/2012 12:31	65.0
27/1/2012 13:01	65.4
27/1/2012 13:31	67.7
27/1/2012 14:01	66.4
27/1/2012 14:31	67.3
27/1/2012 15:01	66.7
27/1/2012 15:31	65.6
27/1/2012 16:01	65.7
27/1/2012 16:31	65.4
27/1/2012 17:01	65.5
27/1/2012 17:31	65.6
27/1/2012 18:01	65.3
27/1/2012 18:31	65.0

Normal Day 19:00-23:00, Sunday & Holiday 07:00-23:00

28/12/2011 19:01	64.4
28/12/2011 19:06	65.1
28/12/2011 19:11	64.5
28/12/2011 19:16	64.9
28/12/2011 19:21	64.3
28/12/2011 19:26	62.8
28/12/2011 19:31	62.2
28/12/2011 19:36	62.3
28/12/2011 19:41	62.5
28/12/2011 19:46	63.3
28/12/2011 19:51	62.3
28/12/2011 19:56	62.6
28/12/2011 20:01	63.1
28/12/2011 20:06	62.6
28/12/2011 20:11	62.2
28/12/2011 20:16	61.9
28/12/2011 20:21	63.0
28/12/2011 20:26	61.9
28/12/2011 20:31	62.1
28/12/2011 20:36	62.5
28/12/2011 20:41	62.0
28/12/2011 20:46	62.0
28/12/2011 20:51	61.8
28/12/2011 20:56	61.7
28/12/2011 21:01	61.4
28/12/2011 21:06	63.2
28/12/2011 21:11	62.1
28/12/2011 21:16	61.0
28/12/2011 21:21	61.2
28/12/2011 21:26	61.5
28/12/2011 21:31	62.2
28/12/2011 21:36	61.9
28/12/2011 21:41	61.9
28/12/2011 21:46	61.8
28/12/2011 21:51	61.7
28/12/2011 21:56	61.4
28/12/2011 22:01	61.0
28/12/2011 22:06	61.3
28/12/2011 22:11	62.0
28/12/2011 22:16	62.2
28/12/2011 22:21	61.4
28/12/2011 22:26	62.1
28/12/2011 22:31	62.5
28/12/2011 22:36	62.1
28/12/2011 22:41	62.0
28/12/2011 22:46	61.3
28/12/2011 22:51	61.2
28/12/2011 22:56	61.2
29/12/2011 19:01	64.5
29/12/2011 19:06	65.9
29/12/2011 19:11	64.5
29/12/2011 19:16	63.8
29/12/2011 19:21	63.8
29/12/2011 19:26	63.5
29/12/2011 19:31	63.3
29/12/2011 19:36	63.5
29/12/2011 19:41	63.6
29/12/2011 19:46	63.4
29/12/2011 19:51	63.7
29/12/2011 19:56	63.4
29/12/2011 20:01	62.6
29/12/2011 20:06	63.5
29/12/2011 20:11	64.1
29/12/2011 20:16	62.7
29/12/2011 20:21	63.1
29/12/2011 20:26	62.7
29/12/2011 20:31	62.3
29/12/2011 20:36	62.8
29/12/2011 20:41	62.3
29/12/2011 20:46	62.2
29/12/2011 20:51	62.1
29/12/2011 20:56	63.2
29/12/2011 21:01	62.5
29/12/2011 21:06	62.5
29/12/2011 21:11	62.0
29/12/2011 21:16	62.7
29/12/2011 21:21	62.3
29/12/2011 21:26	63.2
29/12/2011 21:31	62.3
29/12/2011 21:36	61.6
29/12/2011 21:41	62.3
29/12/2011 21:46	61.6
29/12/2011 21:51	62.8
29/12/2011 21:56	62.1
29/12/2011 22:01	62.4
29/12/2011 22:06	63.0
29/12/2011 22:11	61.8
29/12/2011 22:16	63.1
29/12/2011 22:21	61.9
29/12/2011 22:26	61.9
29/12/2011 22:31	63.6
29/12/2011 22:36	61.8
29/12/2011 22:41	61.4
29/12/2011 22:46	62.4
29/12/2011 22:51	61.8
29/12/2011 22:56	62.7
30/12/2011 19:01	63.9
30/12/2011 19:06	61.0
30/12/2011 19:11	60.7
30/12/2011 19:16	62.9
30/12/2011 19:21	62.0
30/12/2011 19:26	61.1
30/12/2011 19:31	61.6
30/12/2011 19:36	62.9

Real-time Noise Data RTN2 (Oil Street Community Liaison Centre)

30/12/2011 19:41	64.9	1/1/2012 8:51	63.7	1/1/2012 18:01	63.6	2/1/2012 11:11	63.6	2/1/2012 20:21	61.6	4/1/2012 21:31	61.7
30/12/2011 19:46	62.6	1/1/2012 8:56	62.1	1/1/2012 18:06	61.3	2/1/2012 11:16	63.9	2/1/2012 20:26	61.6	4/1/2012 21:36	61.7
30/12/2011 19:51	63.7	1/1/2012 9:01	62.0	1/1/2012 18:11	61.7	2/1/2012 11:21	63.0	2/1/2012 20:31	62.2	4/1/2012 21:41	62.0
30/12/2011 19:56	63.2	1/1/2012 9:06	62.4	1/1/2012 18:16	60.9	2/1/2012 11:26	63.6	2/1/2012 20:36	62.3	4/1/2012 21:46	62.0
30/12/2011 20:01	62.8	1/1/2012 9:11	61.8	1/1/2012 18:21	62.9	2/1/2012 11:31	64.5	2/1/2012 20:41	62.3	4/1/2012 21:51	63.6
30/12/2011 20:06	62.8	1/1/2012 9:16	62.2	1/1/2012 18:26	60.9	2/1/2012 11:36	65.2	2/1/2012 20:46	62.3	4/1/2012 21:56	62.0
30/12/2011 20:11	62.7	1/1/2012 9:21	62.2	1/1/2012 18:31	60.6	2/1/2012 11:41	65.8	2/1/2012 20:51	62.0	4/1/2012 22:01	62.0
30/12/2011 20:16	62.5	1/1/2012 9:26	62.7	1/1/2012 18:36	60.3	2/1/2012 11:46	64.6	2/1/2012 20:56	61.5	4/1/2012 22:06	62.3
30/12/2011 20:21	62.8	1/1/2012 9:31	63.8	1/1/2012 18:41	60.5	2/1/2012 11:51	62.8	2/1/2012 21:01	61.6	4/1/2012 22:11	61.8
30/12/2011 20:26	62.1	1/1/2012 9:36	62.8	1/1/2012 18:46	61.1	2/1/2012 11:56	62.0	2/1/2012 21:06	61.7	4/1/2012 22:16	61.5
30/12/2011 20:31	62.4	1/1/2012 9:41	62.4	1/1/2012 18:51	61.6	2/1/2012 12:01	62.8	2/1/2012 21:11	61.8	4/1/2012 22:21	61.8
30/12/2011 20:36	61.6	1/1/2012 9:46	62.2	1/1/2012 18:56	61.2	2/1/2012 12:06	62.1	2/1/2012 21:16	61.7	4/1/2012 22:26	61.6
30/12/2011 20:41	62.6	1/1/2012 9:51	62.3	1/1/2012 19:01	62.7	2/1/2012 12:11	62.8	2/1/2012 21:21	62.0	4/1/2012 22:31	62.1
30/12/2011 20:46	62.1	1/1/2012 9:56	62.5	1/1/2012 19:06	62.2	2/1/2012 12:16	64.4	2/1/2012 21:26	61.7	4/1/2012 22:36	61.8
30/12/2011 20:51	62.2	1/1/2012 10:01	62.0	1/1/2012 19:11	62.4	2/1/2012 12:21	63.7	2/1/2012 21:31	61.7	4/1/2012 22:41	62.2
30/12/2011 20:56	62.8	1/1/2012 10:06	62.6	1/1/2012 19:16	61.7	2/1/2012 12:26	64.9	2/1/2012 21:36	62.1	4/1/2012 22:46	62.7
30/12/2011 21:01	62.6	1/1/2012 10:11	62.7	1/1/2012 19:21	62.4	2/1/2012 12:31	63.3	2/1/2012 21:41	61.6	4/1/2012 22:51	62.2
30/12/2011 21:06	61.9	1/1/2012 10:16	62.9	1/1/2012 19:26	62.0	2/1/2012 12:36	62.8	2/1/2012 21:46	62.1	4/1/2012 22:56	61.9
30/12/2011 21:11	62.6	1/1/2012 10:21	64.5	1/1/2012 19:31	61.2	2/1/2012 12:41	63.7	2/1/2012 21:51	62.0	5/1/2012 19:01	63.7
30/12/2011 21:16	62.3	1/1/2012 10:26	65.6	1/1/2012 19:36	61.9	2/1/2012 12:46	64.2	2/1/2012 21:56	61.7	5/1/2012 19:06	62.5
30/12/2011 21:21	62.6	1/1/2012 10:31	66.3	1/1/2012 19:41	61.9	2/1/2012 12:51	62.3	2/1/2012 22:01	61.0	5/1/2012 19:11	62.9
30/12/2011 21:26	62.0	1/1/2012 10:36	63.6	1/1/2012 19:46	62.0	2/1/2012 12:56	64.2	2/1/2012 22:06	61.0	5/1/2012 19:16	63.2
30/12/2011 21:31	61.8	1/1/2012 10:41	63.8	1/1/2012 19:51	62.1	2/1/2012 13:01	62.6	2/1/2012 22:11	62.3	5/1/2012 19:21	62.7
30/12/2011 21:36	61.3	1/1/2012 10:46	66.3	1/1/2012 19:56	60.8	2/1/2012 13:06	63.2	2/1/2012 22:16	61.5	5/1/2012 19:26	62.5
30/12/2011 21:41	62.1	1/1/2012 10:51	63.7	1/1/2012 20:01	61.0	2/1/2012 13:11	63.1	2/1/2012 22:21	62.0	5/1/2012 19:31	62.3
30/12/2011 21:46	61.8	1/1/2012 10:56	62.4	1/1/2012 20:06	60.5	2/1/2012 13:16	66.1	2/1/2012 22:26	60.9	5/1/2012 19:36	64.2
30/12/2011 21:51	63.1	1/1/2012 11:01	62.8	1/1/2012 20:11	61.3	2/1/2012 13:21	66.0	2/1/2012 22:31	60.9	5/1/2012 19:41	62.9
30/12/2011 21:56	62.2	1/1/2012 11:06	62.9	1/1/2012 20:16	62.6	2/1/2012 13:26	66.8	2/1/2012 22:36	61.1	5/1/2012 19:46	62.7
30/12/2011 22:01	62.2	1/1/2012 11:11	64.7	1/1/2012 20:21	61.2	2/1/2012 13:31	65.1	2/1/2012 22:41	60.9	5/1/2012 19:51	62.8
30/12/2011 22:06	61.8	1/1/2012 11:16	64.8	1/1/2012 20:26	60.9	2/1/2012 13:36	63.7	2/1/2012 22:46	61.8	5/1/2012 19:56	62.7
30/12/2011 22:11	61.9	1/1/2012 11:21	63.1	1/1/2012 20:31	62.2	2/1/2012 13:41	63.3	2/1/2012 22:51	61.7	5/1/2012 20:01	62.2
30/12/2011 22:16	62.1	1/1/2012 11:26	63.1	1/1/2012 20:36	61.1	2/1/2012 13:46	62.3	2/1/2012 22:56	62.2	5/1/2012 20:06	63.1
30/12/2011 22:21	61.6	1/1/2012 11:31	62.7	1/1/2012 20:41	61.1	2/1/2012 13:51	62.2	3/1/2012 19:01	61.3	5/1/2012 20:11	63.1
30/12/2011 22:26	62.6	1/1/2012 11:36	62.5	1/1/2012 20:46	61.2	2/1/2012 13:56	61.9	3/1/2012 19:06	62.2	5/1/2012 20:16	62.5
30/12/2011 22:31	61.9	1/1/2012 11:41	63.6	1/1/2012 20:51	61.3	2/1/2012 14:01	63.7	3/1/2012 19:11	61.8	5/1/2012 20:21	62.8
30/12/2011 22:36	62.1	1/1/2012 11:46	61.5	1/1/2012 20:56	60.6	2/1/2012 14:06	65.3	3/1/2012 19:16	63.2	5/1/2012 20:26	62.3
30/12/2011 22:41	61.4	1/1/2012 11:51	61.4	1/1/2012 21:01	61.2	2/1/2012 14:11	63.2	3/1/2012 19:21	62.6	5/1/2012 20:31	62.7
30/12/2011 22:46	61.3	1/1/2012 11:56	61.5	1/1/2012 21:06	61.4	2/1/2012 14:16	61.2	3/1/2012 19:26	62.8	5/1/2012 20:36	62.5
30/12/2011 22:51	61.1	1/1/2012 12:01	62.4	1/1/2012 21:11	61.6	2/1/2012 14:21	66.4	3/1/2012 19:31	63.1	5/1/2012 20:41	62.0
30/12/2011 22:56	61.4	1/1/2012 12:06	61.8	1/1/2012 21:16	61.1	2/1/2012 14:26	65.1	3/1/2012 19:36	63.3	5/1/2012 20:46	62.3
31/12/2011 19:01	62.8	1/1/2012 12:11	61.5	1/1/2012 21:21	61.3	2/1/2012 14:31	63.3	3/1/2012 19:41	63.3	5/1/2012 20:51	62.0
31/12/2011 19:06	64.8	1/1/2012 12:16	63.4	1/1/2012 21:26	61.3	2/1/2012 14:36	64.6	3/1/2012 19:46	62.8	5/1/2012 20:56	61.6
31/12/2011 19:11	65.6	1/1/2012 12:21	62.3	1/1/2012 21:31	60.5	2/1/2012 14:41	62.5	3/1/2012 19:51	62.6	5/1/2012 21:01	62.3
31/12/2011 19:16	63.9	1/1/2012 12:26	62.9	1/1/2012 21:36	61.2	2/1/2012 14:46	63.7	3/1/2012 19:56	62.7	5/1/2012 21:06	62.1
31/12/2011 19:21	63.8	1/1/2012 12:31	62.1	1/1/2012 21:41	61.0	2/1/2012 14:51	63.5	3/1/2012 20:01	63.0	5/1/2012 21:11	61.7
31/12/2011 19:26	63.1	1/1/2012 12:36	63.3	1/1/2012 21:46	61.2	2/1/2012 14:56	62.9	3/1/2012 20:06	62.7	5/1/2012 21:16	61.9
31/12/2011 19:31	62.7	1/1/2012 12:41	62.1	1/1/2012 21:51	61.1	2/1/2012 15:01	64.8	3/1/2012 20:11	63.1	5/1/2012 21:21	61.7
31/12/2011 19:36	62.2	1/1/2012 12:46	63.6	1/1/2012 21:56	62.2	2/1/2012 15:06	63.6	3/1/2012 20:16	64.0	5/1/2012 21:26	61.9
31/12/2011 19:41	61.9	1/1/2012 12:51	62.1	1/1/2012 22:01	61.8	2/1/2012 15:11	62.8	3/1/2012 20:21	63.2	5/1/2012 21:31	62.0
31/12/2011 19:46	62.0	1/1/2012 12:56	61.7	1/1/2012 22:06	61.3	2/1/2012 15:16	62.8	3/1/2012 20:26	63.9	5/1/2012 21:36	61.9
31/12/2011 19:51	61.6	1/1/2012 13:01	61.9	1/1/2012 22:11	61.3	2/1/2012 15:21	63.1	3/1/2012 20:31	62.7	5/1/2012 21:41	61.8
31/12/2011 19:56	61.5	1/1/2012 13:06	61.5	1/1/2012 22:16	60.9	2/1/2012 15:26	64.7	3/1/2012 20:36	62.5	5/1/2012 21:46	63.6
31/12/2011 20:01	61.7	1/1/2012 13:11	62.5	1/1/2012 22:21	60.8	2/1/2012 15:31	62.3	3/1/2012 20:41	62.5	5/1/2012 21:51	63.4
31/12/2011 20:06	61.2	1/1/2012 13:16	61.1	1/1/2012 22:26	61.6	2/1/2012 15:36	62.2	3/1/2012 20:46	63.2	5/1/2012 21:56	62.1
31/12/2011 20:11	62.1	1/1/2012 13:21	62.0	1/1/2012 22:31	61.3	2/1/2012 15:41	62.5	3/1/2012 20:51	62.6	5/1/2012 22:01	62.3
31/12/2011 20:16	63.0	1/1/2012 13:26	62.1	1/1/2012 22:36	61.3	2/1/2012 15:46	63.0	3/1/2012 20:56	62.4	5/1/2012 22:06	61.8
31/12/2011 20:21	62.0	1/1/2012 13:31	67.5	1/1/2012 22:41	61.3	2/1/2012 15:51	61.9	3/1/2012 21:01	62.7	5/1/2012 22:11	61.9
31/12/2011 20:26	62.2	1/1/2012 13:36	64.3	1/1/2012 22:46	61.0	2/1/2012 15:56	61.9	3/1/2012 21:06	62.5	5/1/2012 22:16	61.6
31/12/2011 20:31	62.9	1/1/2012 13:41	62.2	1/1/2012 22:51	62.6	2/1/2012 16:01	62.5	3/1/2012 21:11	62.2	5/1/2012 22:21	62.7
31/12/2011 20:36	62.6	1/1/2012 13:46	61.5	1/1/2012 22:56	60.7	2/1/2012 16:06	62.5	3/1/2012 21:16	62.8	5/1/2012 22:26	62.2
31/12/2011 20:41	61.4	1/1/2012 13:51	62.1	2/1/2012 7:01	59.4	2/1/2012 16:11	63.6	3/1/2012 21:21	62.8	5/1/2012 22:31	61.8
31/12/2011 20:46	61.7	1/1/2012 13:56	62.8	2/1/2012 7:06	60.9	2/1/2012 16:16	63.8	3/1/2012 21:26	62.7	5/1/2012 22:36	62.2
31/12/2011 20:51	61.5	1/1/2012 14:01	61.6	2/1/2012 7:11	60.9	2/1/2012 16:21	63.0	3/1/2012 21:31	62.2	5/1/2012 22:41	61.7
31/12/2011 20:56	61.3	1/1/2012 14:06	64.0	2/1/2012 7:16	59.7	2/1/2012 16:26	62.8	3/1/2012 21:36	62.3	5/1/2012 22:46	61.7
31/12/2011 21:01	61.2	1/1/2012 14:11	60.9	2/1/2012 7:21	60.1	2/1/2012 16:31	62.6	3/1/2012 21:41	62.3	5/1/2012 22:51	61.9
31/12/2011 21:06	61.4	1/1/2012 14:16	61.7	2/1/2012 7:26	60.7	2/1/2012 16:36	62.9	3/1/2012 21:46	63.3	5/1/2012 22:56	62.2
31/12/2011 21:11	60.9	1/1/2012 14:21	61.6	2/1/2012 7:31	59.7	2/1/2012 16:41	64.3	3/1/2012 21:51	63.0	6/1/2012 19:01	62.1
31/12/2011 21:16	63.7	1/1/2012 14:26	62.2	2/1/2012 7:36	60.4	2/1/2012 16:46	64.2	3/1/2012 21:56	62.8	6/1/2012 19:06	61.4
31/12/2011 21:21	61.3	1/1/2012 14:31	63.6	2/1/2012 7:41	60.9	2/1/2012 16:51	65.9	3/1/2012 22:01	62.6	6/1/2012 19:11	62.1
31/12/2011 21:26	62.0	1/1/2012 14:36	61.4	2/1/2012 7:46	66.3	2/1/2012 16:56	65.7	3/1/2012 22:06	62.2	6/1/2012 19:16	62.9
31/12/2011 21:31	61.3	1/1/2012 14:41	62.0	2/1/2012 7:51	61.1	2/1/2012 17:01	65.4	3/1/2012 22:11	62.2	6/1/2012 19:21	63.6
31/12/2011 21:36	60.9	1/1/2012 14:46	63.4	2/1/2012 7:56	61.8	2/1/2012 17:06	64.1	3/1/2012 22:16	63.0	6/1/2012 19:26	63.1
31/12/2011 21:41	62.6	1/1/2012 14:51	62.9	2/1/2012 8:01	62.7	2/1/2012 17:11	65.0	3/1/2012 22:21	61.9	6/1/2012 19:31	63.6
31/12/2011 21:46	62.0	1/1/2012 14:56	62.7	2/1/2012 8:06	62.3	2/1/2012 17:16	65.1	3/1/2012 22:26	61.8	6/1/2012 19:36	63.2
31/12/2011 21:51	61.1	1/1/2012 15:01	62.8	2/1/2012 8:11	62.3	2/1/2012 17:21	64.8	3/1/2012 22:31	61.6	6/1/2012 19:41	63.4
31/12/2011 21:56	62.0	1/1/2012 15:06	62.3	2/1/2012 8:16	63.1	2/1/2012 17:26	64.4	3/1/2012 22:36	61.3	6/1/2012 19:46	63.2
31/12/2011 22:01	61.7	1/1/2012 15:11	61.8	2/1/2012 8:21	63.2	2/1/2012 17:31	63.8	3/1/2012 22:41	61.4	6/1/2012 19:51	63.4
31/12/2011 22:06	61.0	1/1/2012 15:16	63.3	2/1/2012 8:26	62.7	2/1/2012 17:36	62.8	3/1/2012 22:46	61.9	6/1/2012 19:56	62.6
31/12/2011 22:11	61.5	1/1/2012 15:21	62.8	2/1/2012 8:31	64.4	2/1/2012 17:41	62.6	3/1/2012 22:51	61.8	6/1/2012 20:01	63.3
31/12/2011 22:16	62.5	1/1/2012 15:26	62.6	2/1/2012 8:36	63.2	2/1/2012 17:46	63.7	3/1/2012 22:56	61.7	6/1/2012 20:06	63.0
31/12/2011 22:21	63.4	1/1/2012 15:31	62.4	2/1/2012 8:41	63.4	2/1/2012 17:51	61.9	4/1/2012 19:01	65.1	6/1/2012 20:11	62.4
31/12/2011 22:26	61.1	1/1/2012 15:36	63.1	2/1/2012 8:46	63.6	2/1/2012 17:56	62.4	4/1/2012 19:06	63.8	6/1/2012 20:16	63.6
31/12/2011 22:31	62.1	1/1/2012 15:41	64.2	2/1/2012 8:51	63.2	2/1/2012 18:01	66.0	4/1/2012 19:11	64.0	6/1/2012 20:21	62.6
31/12/2011 22:36	63.7	1/1/2012 15:46	66.2	2/1/2012 8:56	61.7	2/1/2012 18:06	65.6	4/1/2012 19:16	63.8	6/1/2012 20:26	63.5
31/12/2011 22:41	61.8	1/1/2012 15:51	62.8	2/1/2012 9:01	62.9	2/1/2012 18:11	66.8	4/1/2012 19:21	63.3	6/1/2012 20:31	62.7
31/12/2011 22:46	62.1	1/1/2012 15:56	62.3	2/1/2012 9:06	61.8	2/1/2012 18:16	65.5	4/1/2012 19:26	62.9	6/1/2012 20:36	61.6
31/12/2011 22:51	62.3	1/1/2012 16:01	61.6	2/1/2012 9:11	61.9	2/1/2012 18:21	65.9	4/1/2012 19:31	63.0	6/1/2012 20:41	63.0
31/12/2011 22:56	61.1	1/1/2012 16:06	63.3	2/1/2012 9:16	62.8	2/1/2012 18:26	65.4	4/1/2012 19:36	62.6	6/1/2012 20:46	61.7
1/1/2012 7:01	60.9	1/1/2012 16:11	63.9	2/1/2012 9:21	61.5	2/1/2012 18:31	63.9	4/1/2012 19:41	62.2	6/1/2012 20:51	62.3
1/1/2012 7:06	60.4	1/1/2012 16:16	63.6	2/1/2012 9:26	63.7	2/1/2012 18:36	63.7	4/1/2012 19:46	62.4	6/1/2012 20:56	62.0
1/1/2012 7:11	62.1	1/1/2012 16:21	64.0	2/1/2012 9:31	62.3	2/1/2012 18:41	63.3	4/1/2012 19:51	63.0	6/1/2012 21:01	62.3
1/1/2012 7:16	60.7	1/1/2012 16:26	65.1	2/1/2012 9:36	62.4	2/1/2012 18:46	64.5	4/1/2012 19:56	62.4	6/1/2012 21:06	62.0
1/1/2012 7:21	61.5	1/1/2012 16:31	65.9	2/1/2012 9:41	62.5	2/1/2012 18:51	62.4	4/1/2012 20:01	63.6	6/1/2012 21:11	63.0
1/1/2012 7:26	61.8	1/1/2012 16:36	64.3	2/1/2012 9:46	65.1	2/1/2012 18:56	62.4	4/1/2012 20:06	62.7	6/1/2012 21:16	62.3
1/1/2012 7:31	61.1	1/1/2012 16:41	65.4	2/1/2012 9:51	64.0	2/1/2012 19:01	61.5	4/1/2012 20:11	62.0	6/1/2012 21:21	61.9
1/1/2012 7:36	61.0	1/1/2012 16:46	63.2	2/1/2012 9:56	63.8	2/1/2012 19:06	63.7	4/1/2012 20:16	62.6	6/1/2012 21:26	63.3
1/1/2012 7:41	61.4	1/1/2012 16:51	63.0	2/1/2012 10:01	63.6	2/1/2012 19:11	64.2	4/1/2012 20:21	63.4	6/1/2012 21:31	61.7
1/1/2012 7:46	62.8	1/1/2012 16:56	64.3	2/1/2012 10:06	63.3	2/1/2012 19:16	66.5	4/1/2012 20:26	62.3	6/1/2012 21:36	61.9
1/1/2012 7:51	61.4	1/1/2012 17:01	63.6	2/1/2012 10:11	63.3	2/1/2012 19:21	64.4	4/1/2012 20:31	61.9	6/1/2012 21:41	62.4
1/1/2012 7:56	62.5	1/1/2012 17:06	61.7	2/1/2012 10:16	63.4	2/1/2012 19:26	64.5	4/1/2012 20:36	63.6	6/1/2012 21:46	62.6
1/1/2012 8:01	61.9	1/1/2012 17:11	61.9	2/1/2012 10:21	63.5	2/1/2012 19:31	65.1	4/1/2012 20:41	62.1	6/1/2012 21:51	63.2
1/1/2012 8:06	61.1	1/1/2012 17:16	63.6	2/1/2012 10:26	63.2	2/1/2012 19:36	63.6	4/1/2012 20:46	62.3	6/1/2012 21:56	62.0
1/1/2012 8:11	63.5	1/1/2012 17:21	62.0	2/1/2012 10:31	63.8	2/1/2012 19:41	62.7	4/1/2012 20:51	62.6	6/1/2012 22:01	62.4
1/1/2012 8:16	62.0	1/1/2012 17:26	61.8	2/1/2012 10:36	62.5	2/1/2012 19:46	63.0	4/1/2012 20:56	63.8	6/1/2012 22:06	62.1
1/1/2012 8:21	62.0	1/1/2012 17:31	62.0	2/1/2012 10:41	64.3	2/1/2012 19:51	62.4	4/1/2012 21:01	61.6	6/1/2012 22:11	62.4
1/1/2012 8:26	63.1	1/1/2012 17:36	61.4	2/1/2012 10:46	63.5	2/1/2012 19:56	63.8	4/1/2012 21:06	62.1	6/1/2012 22:16	62.0
1/1/2012 8:31	61.6	1/1/2012 17:41	63.5	2/1/2012 10:51	63.8	2/1/2012 20:01	61.4	4/1/2012 21:11	62.2	6/1/2012 22:21	62.1
1/1/2012 8:36	65.9	1/1/2012 17:46	63.4	2/1/2012 10:56	62.6	2/1/2012 20:06	63.2	4/1/2012 21:16	62.1	6/1/2012 22:26	62.7
1/1/2012 8:41	64.0	1/1/2012 17:51	63.5	2/1/2012 11:01	62.4	2/1/2012 20:11	62.4	4/1/2012 21:21	63.5	6/1/2012 22:31	62.3
1/1/2012 8:46	63.5	1/1/2012 17:56	63.5	2/1/2012 11:06	62.5	2/1/2012 20:16	61.5	4/1/2012 21:26	62.0	6/1/2012 22:36	62.3

Real-time Noise Data RTN2 (Oil Street Community Liaison Centre)

6/1/2012 22:41	62.6
6/1/2012 22:46	61.8
6/1/2012 22:51	62.0
6/1/2012 22:56	62.3
7/1/2012 19:01	63.2
7/1/2012 19:06	63.2
7/1/2012 19:11	62.5
7/1/2012 19:16	62.5
7/1/2012 19:21	61.5
7/1/2012 19:26	64.2
7/1/2012 19:31	64.8
7/1/2012 19:36	63.0
7/1/2012 19:41	61.6
7/1/2012 19:46	62.0
7/1/2012 19:51	62.7
7/1/2012 19:56	63.4
7/1/2012 20:01	62.4
7/1/2012 20:06	62.9
7/1/2012 20:11	62.0
7/1/2012 20:16	61.9
7/1/2012 20:21	63.0
7/1/2012 20:26	62.5
7/1/2012 20:31	62.6
7/1/2012 20:36	62.8
7/1/2012 20:41	62.2
7/1/2012 20:46	62.1
7/1/2012 20:51	61.7
7/1/2012 20:56	61.6
7/1/2012 21:01	62.2
7/1/2012 21:06	62.5
7/1/2012 21:11	62.0
7/1/2012 21:16	61.7
7/1/2012 21:21	61.7
7/1/2012 21:26	61.6
7/1/2012 21:31	61.8
7/1/2012 21:36	64.5
7/1/2012 21:41	61.9
7/1/2012 21:46	62.1
7/1/2012 21:51	62.4
7/1/2012 21:56	61.3
7/1/2012 22:01	62.5
7/1/2012 22:06	61.3
7/1/2012 22:11	62.1
7/1/2012 22:16	61.8
7/1/2012 22:21	61.5
7/1/2012 22:26	62.3
7/1/2012 22:31	62.4
7/1/2012 22:36	62.6
7/1/2012 22:41	61.7
7/1/2012 22:46	61.4
7/1/2012 22:51	62.0
7/1/2012 22:56	61.5
8/1/2012 7:01	60.5
8/1/2012 7:06	60.8
8/1/2012 7:11	62.5
8/1/2012 7:16	62.1
8/1/2012 7:21	61.9
8/1/2012 7:26	62.1
8/1/2012 7:31	63.3
8/1/2012 7:36	60.8
8/1/2012 7:41	64.0
8/1/2012 7:46	64.0
8/1/2012 7:51	63.0
8/1/2012 7:56	61.2
8/1/2012 8:01	62.8
8/1/2012 8:06	63.7
8/1/2012 8:11	63.1
8/1/2012 8:16	63.5
8/1/2012 8:21	62.4
8/1/2012 8:26	62.8
8/1/2012 8:31	63.2
8/1/2012 8:36	61.8
8/1/2012 8:41	61.6
8/1/2012 8:46	61.8
8/1/2012 8:51	62.1
8/1/2012 8:56	61.7
8/1/2012 9:01	63.9
8/1/2012 9:06	65.1
8/1/2012 9:11	62.2
8/1/2012 9:16	62.1
8/1/2012 9:21	63.8
8/1/2012 9:26	65.4
8/1/2012 9:31	64.0
8/1/2012 9:36	63.0
8/1/2012 9:41	63.5
8/1/2012 9:46	63.6
8/1/2012 9:51	63.6
8/1/2012 9:56	62.9
8/1/2012 10:01	62.9
8/1/2012 10:06	62.1
8/1/2012 10:11	64.3
8/1/2012 10:16	62.6
8/1/2012 10:21	63.0
8/1/2012 10:26	62.5
8/1/2012 10:31	63.5
8/1/2012 10:36	63.1
8/1/2012 10:41	63.4
8/1/2012 10:46	64.5
8/1/2012 10:51	61.8
8/1/2012 10:56	64.8
8/1/2012 11:01	63.0
8/1/2012 11:06	61.9
8/1/2012 11:11	62.8
8/1/2012 11:16	62.3
8/1/2012 11:21	64.3
8/1/2012 11:26	64.1
8/1/2012 11:31	62.7
8/1/2012 11:36	63.1
8/1/2012 11:41	64.8
8/1/2012 11:46	66.0

8/1/2012 11:51	67.8
8/1/2012 11:56	63.5
8/1/2012 12:01	62.3
8/1/2012 12:06	62.6
8/1/2012 12:11	63.6
8/1/2012 12:16	62.6
8/1/2012 12:21	62.0
8/1/2012 12:26	63.5
8/1/2012 12:31	62.9
8/1/2012 12:36	62.6
8/1/2012 12:41	63.4
8/1/2012 12:46	63.3
8/1/2012 12:51	63.3
8/1/2012 12:56	63.8
8/1/2012 13:01	63.2
8/1/2012 13:06	63.2
8/1/2012 13:11	63.1
8/1/2012 13:16	62.6
8/1/2012 13:21	63.6
8/1/2012 13:26	62.8
8/1/2012 13:31	62.4
8/1/2012 13:36	63.2
8/1/2012 13:41	62.8
8/1/2012 13:46	63.0
8/1/2012 13:51	63.2
8/1/2012 13:56	62.3
8/1/2012 14:01	62.4
8/1/2012 14:06	62.6
8/1/2012 14:11	62.6
8/1/2012 14:16	62.7
8/1/2012 14:21	63.7
8/1/2012 14:26	62.9
8/1/2012 14:31	62.6
8/1/2012 14:36	63.5
8/1/2012 14:41	62.7
8/1/2012 14:46	65.1
8/1/2012 14:51	64.7
8/1/2012 14:56	63.4
8/1/2012 15:01	63.5
8/1/2012 15:06	63.4
8/1/2012 15:11	63.2
8/1/2012 15:16	63.4
8/1/2012 15:21	62.6
8/1/2012 15:26	63.0
8/1/2012 15:31	63.3
8/1/2012 15:36	63.2
8/1/2012 15:41	64.0
8/1/2012 15:46	65.1
8/1/2012 15:51	64.5
8/1/2012 15:56	63.5
8/1/2012 16:01	66.0
8/1/2012 16:06	57.7
8/1/2012 16:11	67.3
8/1/2012 16:16	63.7
8/1/2012 16:21	63.5
8/1/2012 16:26	63.2
8/1/2012 16:31	63.1
8/1/2012 16:36	63.5
8/1/2012 16:41	63.0
8/1/2012 16:46	63.1
8/1/2012 16:51	63.0
8/1/2012 16:56	62.7
8/1/2012 17:01	62.6
8/1/2012 17:06	63.8
8/1/2012 17:11	64.2
8/1/2012 17:16	63.8
8/1/2012 17:21	62.8
8/1/2012 17:26	63.3
8/1/2012 17:31	63.7
8/1/2012 17:36	63.5
8/1/2012 17:41	63.9
8/1/2012 17:46	63.4
8/1/2012 17:51	63.2
8/1/2012 17:56	63.9
8/1/2012 18:01	63.9
8/1/2012 18:06	63.6
8/1/2012 18:11	62.6
8/1/2012 18:16	62.6
8/1/2012 18:21	64.5
8/1/2012 18:26	62.3
8/1/2012 18:31	61.8
8/1/2012 18:36	62.4
8/1/2012 18:41	61.9
8/1/2012 18:46	62.1
8/1/2012 18:51	62.3
8/1/2012 18:56	62.5
8/1/2012 19:01	63.2
8/1/2012 19:06	61.7
8/1/2012 19:11	62.1
8/1/2012 19:16	61.3
8/1/2012 19:21	62.4
8/1/2012 19:26	61.9
8/1/2012 19:31	61.6
8/1/2012 19:36	61.5
8/1/2012 19:41	61.8
8/1/2012 19:46	61.6
8/1/2012 19:51	63.9
8/1/2012 19:56	62.6
8/1/2012 20:01	61.4
8/1/2012 20:06	61.6
8/1/2012 20:11	61.5
8/1/2012 20:16	61.7
8/1/2012 20:21	61.9
8/1/2012 20:26	62.8
8/1/2012 20:31	62.9
8/1/2012 20:36	62.0
8/1/2012 20:41	61.9
8/1/2012 20:46	62.2
8/1/2012 20:51	62.9
8/1/2012 20:56	61.0

8/1/2012 21:01	62.0
8/1/2012 21:06	61.6
8/1/2012 21:11	61.5
8/1/2012 21:16	61.2
8/1/2012 21:21	61.1
8/1/2012 21:26	61.0
8/1/2012 21:31	61.1
8/1/2012 21:36	61.5
8/1/2012 21:41	61.9
8/1/2012 21:46	61.7
8/1/2012 21:51	61.7
8/1/2012 21:56	61.4
8/1/2012 22:01	61.4
8/1/2012 22:06	63.5
8/1/2012 22:11	63.7
8/1/2012 22:16	61.5
8/1/2012 22:21	61.8
8/1/2012 22:26	62.2
8/1/2012 22:31	60.9
8/1/2012 22:36	61.0
8/1/2012 22:41	61.1
8/1/2012 22:46	61.2
8/1/2012 22:51	62.5
8/1/2012 22:56	63.1
9/1/2012 19:01	64.5
9/1/2012 19:06	64.5
9/1/2012 19:11	63.7
9/1/2012 19:16	63.8
9/1/2012 19:21	63.4
9/1/2012 19:26	63.3
9/1/2012 19:31	63.0
9/1/2012 19:36	63.0
9/1/2012 19:41	63.2
9/1/2012 19:46	63.0
9/1/2012 19:51	63.2
9/1/2012 19:56	63.2
9/1/2012 20:01	64.0
9/1/2012 20:06	62.8
9/1/2012 20:11	62.8
9/1/2012 20:16	63.2
9/1/2012 20:21	62.7
9/1/2012 20:26	61.8
9/1/2012 20:31	62.2
9/1/2012 20:36	62.3
9/1/2012 20:41	62.1
9/1/2012 20:46	62.5
9/1/2012 20:51	62.0
9/1/2012 20:56	62.5
9/1/2012 21:01	61.1
9/1/2012 21:06	62.2
9/1/2012 21:11	62.0
9/1/2012 21:16	62.2
9/1/2012 21:21	62.3
9/1/2012 21:26	61.8
9/1/2012 21:31	61.9
9/1/2012 21:36	61.8
9/1/2012 21:41	62.7
9/1/2012 21:46	62.4
9/1/2012 21:51	62.1
9/1/2012 21:56	62.2
9/1/2012 22:01	62.7
9/1/2012 22:06	61.5
9/1/2012 22:11	61.4
9/1/2012 22:16	62.1
9/1/2012 22:21	61.5
9/1/2012 22:26	61.9
9/1/2012 22:31	63.2
9/1/2012 22:36	61.5
9/1/2012 22:41	62.2
9/1/2012 22:46	61.7
9/1/2012 22:51	62.1
9/1/2012 22:56	61.9
10/1/2012 19:01	63.5
10/1/2012 19:06	64.6
10/1/2012 19:11	64.9
10/1/2012 19:16	63.3
10/1/2012 19:21	63.6
10/1/2012 19:26	62.8
10/1/2012 19:31	63.9
10/1/2012 19:36	62.6
10/1/2012 19:41	64.3
10/1/2012 19:46	63.1
10/1/2012 19:51	65.2
10/1/2012 19:56	62.5
10/1/2012 20:01	63.0
10/1/2012 20:06	63.8
10/1/2012 20:11	64.5
10/1/2012 20:16	62.6
10/1/2012 20:21	63.6
10/1/2012 20:26	62.3
10/1/2012 20:31	62.3
10/1/2012 20:36	62.2
10/1/2012 20:41	61.9
10/1/2012 20:46	62.5
10/1/2012 20:51	62.8
10/1/2012 20:56	61.7
10/1/2012 21:01	62.3
10/1/2012 21:06	62.3
10/1/2012 21:11	62.2
10/1/2012 21:16	62.0
10/1/2012 21:21	61.3
10/1/2012 21:26	61.9
10/1/2012 21:31	62.1
10/1/2012 21:36	62.4
10/1/2012 21:41	61.9
10/1/2012 21:46	62.6
10/1/2012 21:51	62.0
10/1/2012 22:01	62.2
10/1/2012 22:06	62.0

10/1/2012 22:11	63.6
10/1/2012 22:16	62.4
10/1/2012 22:21	62.4
10/1/2012 22:26	61.9
10/1/2012 22:31	61.3
10/1/2012 22:36	61.8
10/1/2012 22:41	62.4
10/1/2012 22:46	61.4
10/1/2012 22:51	61.9
10/1/2012 22:56	61.5
11/1/2012 19:01	64.3
11/1/2012 19:06	65.3
11/1/2012 19:11	63.7
11/1/2012 19:16	64.0
11/1/2012 19:21	63.3
11/1/2012 19:26	63.5
11/1/2012 19:31	63.2
11/1/2012 19:36	62.9
11/1/2012 19:41	62.4
11/1/2012 19:46	62.3
11/1/2012 19:51	62.8
11/1/2012 19:56	64.3
11/1/2012 20:01	62.6
11/1/2012 20:06	63.2
11/1/2012 20:11	62.3
11/1/2012 20:16	62.9
11/1/2012 20:21	63.4
11/1/2012 20:26	62.4
11/1/2012 20:31	61.8
11/1/2012 20:36	61.8
11/1/2012 20:41	61.9
11/1/2012 20:46	63.2
11/1/2012 20:51	61.8
11/1/2012 20:56	63.2
11/1/2012 21:01	62.4
11/1/2012 21:06	62.0
11/1/2012 21:11	61.7
11/1/2012 21:16	62.2
11/1/2012 21:21	62.9
11/1/2012 21:26	62.8
11/1/2012 21:31	61.4
11/1/2012 21:36	62.2
11/1/2012 21:41	63.1
11/1/2012 21:46	62.6
11/1/2012 21:51	61.9
11/1/2012 21:56	62.8
11/1/2012 22:01	61.8
11/1/2012 22:06	63.5
11/1/2012 22:11	63.0
11/1/2012 22:16	61.8
11/1/2012 22:21	61.6
11/1/2012 22:26	62.2
11/1/2012 22:31	61.8
11/1/2012 22:36	62.3
11/1/2012 22:41	61.6
11/1/2012 22:46	61.8
11/1/2012 22:51	61.8
11/1/2012 22:56	62.0
12/1/2012 19:01	64.2
12/1/2012 19:06	64.3
12/1/2012 19:11	64.7
12/1/2012 19:16	63.3
12/1/2012 19:21	63.3
12/1/2012 19:26	63.0
12/1/2012 19:31	63.2
12/1/2012 19:36	63.5
12/1/2012 19:41	63.1
12/1/2012 19:46	63.2
12/1/2012 19:51	63.0
12/1/2012 19:56	64.7
12/1/2012 20:01	62.7
12/1/2012 20:06	62.4
12/1/2012 20:11	63.7
12/1/2012 20:16	64.1
12/1/2012 20:21	63.7
12/1/2012 20:26	62.3
12/1/2012 20:31	62.9
12/1/2012 20:36	62.1
12/1/2012 20:41	62.3
12/1/2012 20:46	62.5
12/1/2012 20:51	62.1
12/1/2012 20:56	61.8
12/1/2012 21:01	61.5
12/1/2012 21:06	62.3
12/1/2012 21:11	62.4
12/1/2012 21:16	62.3
12/1/2012 21:21	61.9
12/1/2012 21:26	63.5
12/1/2012 21:31	63.3
12/1/2012 21:36	61.9
12/1/2012 21:41	62.2
12/1/2012 21:46	62.5
12/1/2012 21:51	63.7
12/1/2012 21:56	63.3
12/1/2012 22:01	61.9
12/1/2012 22:06	62.1
12/1/2012 22:11	63.0
12/1/2012 22:16	64.4
12/1/2012 22:21	63.5
12/1/2012 22:26	63.1
12/1/2012 22:31	62.8
12/1/2012 22:36	61.9
12/1/2012 22:41	62.3
12/1/2012 22:46	62.3
12/1/2012 22:51	61.9
12/1/2012 22:56	61.6
13/1/2012 19:01	62.3
13/1/2012 19:06	60.6
13/1/2012 19:11	62.1
13/1/2012 19:16	64.0

13/1/2012 19:21	63.7
13/1/2012 19:26	63.5
13/1/2012 19:31	63.4
13/1/2012 19:36	63.5
13/1/2012 19:41	63.6
13/1/2012 19:46	63.0
13/1/2012 19:51	63.4
13/1/2012 19:56	62.8
13/1/2012 20:01	62.8
13/1/2012 20:06	62.5
13/1/2012 20:11	62.2
13/1/2012 20:16	63.5
13/1/2012 20:21	63.2
13/1/2012 20:26	63.1
13/1/2012 20:31	62.7
13/1/2012 20:36	63.4
13/1/2012 20:41	62.7
13/1/2012 20:46	64.6
13/1/2012 20:51	62.2
13/1/2012 20:56	62.2
13/1/2012 21:01	62.5
13/1/2012 21:06	63.2
13/1/2012 21:11	62.3
13/1/2012 21:16	62.6
13/1/2012 21:21	62.3
13/1/2012 21:26	62.9
13/1/2012 21:31	62.7
13/1/2012 21:36	62.7
13/1/2012 21:41	62.5
13/1/2012 21:46	63.0
13/1/2012 21:51	62.9
13/1/2012 21:56	63.2
13/1/2012 22:01	62.6
13/1/2012 22:06	62.3
13/1/2012 22:11	62.1
13/1/2012 22:16	62.3
13/1/2012 22:21	64.0
13/1/2012 22:26	63.1
13/1/2012 22:31	62.2
13/1/2012 22:36	62.9
13/1/2012 22:41	63.2
13/1/2012 22:46	63.1
13/1/2012 22:51	63.0
13/1/2012 22:56	62.7
14/1/2012 19:01	63.6
14/1/2012 19:06	64.7
14/1/2012 19:11	62.8
14/1/2012 19:16	63.1
14/1/2012 19:21	62.7
14/1/2012 19:26	64.1
14/1/2012 19:31	62.9
14/1/2012 19:36	62.2
14/1/2012 19:41	62.2
14/1/2012 19:46	62.3
14/1/2012 19:51	62.4
14/1/2012 19:56	62.8
14/1/2012 20:01	63.0
14/1/2012 20:06	62.5
14/1/2012 20:11	61.5
14/1/2012 20:16	62.1
14/1/2012 20:21	61.3
14/1/2012 20:26	61.9
14/1/2012 20:31	63.1
14/1/2012 20:36	61.6
14/1/2012 20:41	63.3
14/1/2012 20:46	61.9
14/1/2012 20:51	62.4
14/1/2012 20:56	61.3
14/1/2012 21:01	61.7
14/1/2012 21:06	62.0
14/1/2012 21:11	61.1
14/1/2012 21:16	61.2
14/1/2012 21:21	61.5
14/1/2012 21:26	61.8
14/1/2012 21:31	61.2
14/1/2012 21:36	61.0
14/1/2012 21:41	62.5
14/1/2012 21:46	61.9
14/1/2012 21:51	61.8
14/1/2012 21:56	62.5
14/1/2012 22:01	62.0
14/1/2012 22:06	61.2
14/1/2012 22:11	62.5
14/1/2012 22:16	61.3
14/1/2012 22:21	61.5
14/1/2012 22:26	61.5
14/1/2012 22:31	61.4
14/1/2012 22:36	62.1
14/1/2012 22:41	61.9
14/1/2012 22:46	62.4
14/1/2012 22:51	61.7
14/1/2012 22:56	64.3
15/1/2012 7:01	60.8
15/1/2012 7:06	61.3
15/1/2012 7:11	60.7
15/1/2012 7:16	60.8
15/1/2012 7:21	61.8
15/1/2012 7:26	62.1
15/1/2012 7:31	61.9
15/1/2012 7:36	60.8
15/1/2012 7:41	61.4
15/1/2012 7:46	61.5
15/1/2012 7:51	61.0
15/1/2012 7:56	61.2
15/1/2012 8:01	62.0
15/1/2012 8:06	61.9
15/1/2012 8:11	61.6
15/1/2012 8:16	62.1
15/1/2012 8:21	62.7
15/1/2012 8:26	62.6

15/1/2012 8:31	62.6
15/1/2012 8:36	64.1
15/1/2012 8:41	66.4
15/1/2012 8:46	66.4
15/1/2012 8:51	65.4
15/1/2012 8:56	65.5
15/1/2012 9:01	62.4
15/1/2012 9:06	63.1
15/1/2012 9:11	62.7
15/1/2012 9:16	62.4
15/1/2012 9:21	62.6
15/1/2012 9:26	63.0
15/1/2012 9:31	62.6
15/1/2012 9:36	62.4
15/1/2012 9:41	62.2
15/1/2012 9:46	63.2
15/1/2012 9:51	63.1
15/1/2012 9:56	61.8
15/1/2012 10:01	63.3
15/1/2012 10:06	64.4
15/1/2012 10:11	65.3
15/1/2012 10:16	65.9
15/1/2012 10:21	63.0
15/1/2012 10:26	61.2
15/1/2012 10:31	61.0
15/1/2012 10:36	60.7
15/1/2012 10:41	61.1
15/1/2012 10:46	59.9
15/1/2012 10:51	61.2
15/1/2012 10:56	61.1
15/1/2012 11:01	60.9
15/1/2012 11:06	60.6
15/1/2012 11:11	61.7
15/1/2012 11:16	61.5
15/1/2012 11:21	61.9
15/1/2012 11:26	61.1
15/1/2012 11:31	60.4
15/1/2012 11:36	59.7
15/1/2012 11:41	59.9
15/1/2012 11:46	61.9
15/1/2012 11:51	61.8
15/1/2012 11:56	60.8
15/1/2012 12:01	61.1
15/1/2012 12:06	60.7
15/1/2012 12:11	59.5
15/1/2012 12:16	60.1
15/1/2012 12:21	59.4
15/1/2012 12:26	58.8
15/1/2012 12:31	59.0
15/1/2012 12:36	59.3
15/1/2012 12:41	59.6
15/1/2012 12:46	59.7
15/1/2012 12:51	60.3
15/1/2012 12:56	58.2
15/1/2012 13:01	59.4
15/1/2012 13:06	61.6
15/1/2012 13:11	62.2
15/1/2012 13:16	61.3
15/1/2012 13:21	60.8
15/1/2012 13:26	62.1
15/1/2012 13:31	59.9
15/1/2012 13:36	62.7
15/1/2012 13:41	62.0
15/1/2012 13:46	62.6
15/1/2012 13:51	60.5
15/1/2012 13:56	62.7
15/1/2012 14:01	60.6
15/1/2012 14:06	60.3
15/1/2012 14:11	61.9
15/1/2012 14:16	60.0
15/1/2012 14:21	60.2
15/1/2012 14:26	61.2
15/1/2012 14:31	61.5
15/1/2012 14:36	61.1
15/1/2012 14:41	62.7
15/1/2012 14:46	60.6
15/1/2012 14:51	60.6
15/1/2012 14:56	61.0
15/1/2012 15:01	61.8
15/1/2012 15:06	61.5
15/1/2012 15:11	61.3
15/1/2012 15:16	61.1
15/1/2012 15:21	61.7
15/1/2012 15:26	62.9
15/1/2012 15:31	60.9
15/1/2012 15:36	61.5
15/1/2012 15:41	62.1
15/1/2012 15:46	65.1
15/1/2012 15:51	63.9
15/1/2012 15:56	62.6
15/1/2012 16:01	62.6
15/1/2012 16:06	63.6
15/1/2012 16:11	62.9
15/1/2012 16:16	63.7
15/1/2012 16:21	63.5
15/1/2012 16:26	62.8
15/1/2012 16:31	64.0
15/1/2012 16:36	63.5
15/1/2012 16:41	61.8
15/1/2012 16:46	62.0
15/1/2012 16:51	63.1
15/1/2012 16:56	62.7
15/1/2012 17:01	63.2
15/1/2012 17:06	63.8
15/1/2012 17:11	64.4
15/1/2012 17:16	63.6
15/1/2012 17:21	64.1
15/1/2012 17:26	63.0
15/1/2012 17:31	63.7
15/1/2012 17:36	64.6

Real-time Noise Data RTN2 (Oil Street Community Liaison Centre)

15/1/2012 17:41	63.7
15/1/2012 17:46	65.1
15/1/2012 17:51	64.5
15/1/2012 17:56	63.5
15/1/2012 18:01	63.7
15/1/2012 18:06	63.5
15/1/2012 18:11	63.4
15/1/2012 18:16	63.9
15/1/2012 18:21	64.5
15/1/2012 18:26	62.7
15/1/2012 18:31	63.0
15/1/2012 18:36	63.0
15/1/2012 18:41	61.8
15/1/2012 18:46	64.9
15/1/2012 18:51	65.3
15/1/2012 18:56	63.7
15/1/2012 19:01	63.1
15/1/2012 19:06	63.4
15/1/2012 19:11	64.5
15/1/2012 19:16	64.7
15/1/2012 19:21	64.4
15/1/2012 19:26	64.7
15/1/2012 19:31	65.1
15/1/2012 19:36	64.7
15/1/2012 19:41	64.9
15/1/2012 19:46	64.6
15/1/2012 19:51	65.0
15/1/2012 19:56	64.8
15/1/2012 20:01	64.8
15/1/2012 20:06	65.1
15/1/2012 20:11	66.3
15/1/2012 20:16	65.0
15/1/2012 20:21	65.1
15/1/2012 20:26	64.8
15/1/2012 20:31	65.2
15/1/2012 20:36	65.2
15/1/2012 20:41	63.7
15/1/2012 20:46	63.6
15/1/2012 20:51	64.9
15/1/2012 20:56	63.5
15/1/2012 21:01	64.8
15/1/2012 21:06	64.2
15/1/2012 21:11	63.8
15/1/2012 21:16	64.3
15/1/2012 21:21	63.8
15/1/2012 21:26	64.1
15/1/2012 21:31	63.6
15/1/2012 21:36	63.5
15/1/2012 21:41	64.3
15/1/2012 21:46	64.0
15/1/2012 21:51	64.1
15/1/2012 21:56	65.8
15/1/2012 22:01	63.9
15/1/2012 22:06	64.0
15/1/2012 22:11	64.6
15/1/2012 22:16	64.0
15/1/2012 22:21	64.7
15/1/2012 22:26	64.3
15/1/2012 22:31	64.4
15/1/2012 22:36	64.8
15/1/2012 22:41	64.6
15/1/2012 22:46	65.2
15/1/2012 22:51	66.0
15/1/2012 22:56	65.7
16/1/2012 19:01	63.0
16/1/2012 19:06	62.3
16/1/2012 19:11	62.4
16/1/2012 19:16	63.0
16/1/2012 19:21	63.4
16/1/2012 19:26	64.0
16/1/2012 19:31	61.7
16/1/2012 19:36	62.5
16/1/2012 19:41	62.4
16/1/2012 19:46	61.5
16/1/2012 19:51	62.4
16/1/2012 19:56	62.8
16/1/2012 20:01	63.8
16/1/2012 20:06	63.5
16/1/2012 20:11	66.7
16/1/2012 20:16	63.3
16/1/2012 20:21	64.3
16/1/2012 20:26	63.5
16/1/2012 20:31	63.5
16/1/2012 20:36	63.1
16/1/2012 20:41	64.1
16/1/2012 20:46	63.0
16/1/2012 20:51	63.4
16/1/2012 20:56	62.7
16/1/2012 21:01	65.1
16/1/2012 21:06	63.3
16/1/2012 21:11	63.1
16/1/2012 21:16	63.3
16/1/2012 21:21	63.1
16/1/2012 21:26	63.7
16/1/2012 21:31	63.2
16/1/2012 21:36	63.4
16/1/2012 21:41	63.0
16/1/2012 21:46	63.7
16/1/2012 21:51	62.9
16/1/2012 21:56	62.4
16/1/2012 22:01	63.1
16/1/2012 22:06	63.0
16/1/2012 22:11	63.5
16/1/2012 22:16	62.9
16/1/2012 22:21	62.8
16/1/2012 22:26	63.6
16/1/2012 22:31	63.1
16/1/2012 22:36	63.7
16/1/2012 22:41	62.7
16/1/2012 22:46	62.8

16/1/2012 22:51	62.6
16/1/2012 22:56	63.6
17/1/2012 19:01	65.1
17/1/2012 19:06	63.1
17/1/2012 19:11	61.5
17/1/2012 19:16	61.4
17/1/2012 19:21	60.2
17/1/2012 19:26	60.5
17/1/2012 19:31	63.3
17/1/2012 19:36	61.0
17/1/2012 19:41	61.6
17/1/2012 19:46	61.0
17/1/2012 19:51	64.1
17/1/2012 19:56	62.2
17/1/2012 20:01	63.5
17/1/2012 20:06	62.8
17/1/2012 20:11	63.1
17/1/2012 20:16	63.2
17/1/2012 20:21	62.8
17/1/2012 20:26	63.6
17/1/2012 20:31	64.8
17/1/2012 20:36	63.5
17/1/2012 20:41	62.9
17/1/2012 20:46	61.7
17/1/2012 20:51	62.8
17/1/2012 20:56	63.3
17/1/2012 21:01	63.2
17/1/2012 21:06	64.5
17/1/2012 21:11	62.3
17/1/2012 21:16	62.3
17/1/2012 21:21	62.8
17/1/2012 21:26	63.2
17/1/2012 21:31	62.5
17/1/2012 21:36	62.6
17/1/2012 21:41	62.8
17/1/2012 21:46	62.4
17/1/2012 21:51	62.9
17/1/2012 21:56	63.2
17/1/2012 22:01	63.2
17/1/2012 22:06	62.9
17/1/2012 22:11	64.0
17/1/2012 22:16	62.5
17/1/2012 22:21	63.9
17/1/2012 22:26	63.4
17/1/2012 22:31	62.6
17/1/2012 22:36	63.4
17/1/2012 22:41	62.5
17/1/2012 22:46	64.0
17/1/2012 22:51	62.6
17/1/2012 22:56	62.9
18/1/2012 19:01	65.0
18/1/2012 19:06	64.7
18/1/2012 19:11	64.6
18/1/2012 19:16	64.3
18/1/2012 19:21	64.3
18/1/2012 19:26	64.8
18/1/2012 19:31	64.1
18/1/2012 19:36	63.9
18/1/2012 19:41	63.3
18/1/2012 19:46	63.3
18/1/2012 19:51	63.3
18/1/2012 19:56	63.4
18/1/2012 20:01	62.8
18/1/2012 20:06	63.0
18/1/2012 20:11	63.2
18/1/2012 20:16	65.1
18/1/2012 20:21	62.6
18/1/2012 20:26	64.6
18/1/2012 20:31	62.9
18/1/2012 20:36	63.6
18/1/2012 20:41	62.6
18/1/2012 20:46	62.2
18/1/2012 20:51	62.5
18/1/2012 20:56	63.2
18/1/2012 21:01	62.6
18/1/2012 21:06	62.0
18/1/2012 21:11	62.4
18/1/2012 21:16	62.3
18/1/2012 21:21	62.4
18/1/2012 21:26	62.6
18/1/2012 21:31	62.2
18/1/2012 21:36	63.1
18/1/2012 21:41	63.8
18/1/2012 21:46	64.1
18/1/2012 21:51	62.6
18/1/2012 21:56	61.2
18/1/2012 22:01	62.3
18/1/2012 22:06	62.5
18/1/2012 22:11	61.9
18/1/2012 22:16	61.7
18/1/2012 22:21	62.1
18/1/2012 22:26	62.8
18/1/2012 22:31	63.5
18/1/2012 22:36	62.6
18/1/2012 22:41	61.9
18/1/2012 22:46	62.3
18/1/2012 22:51	62.0
18/1/2012 22:56	62.5
19/1/2012 19:01	65.6
19/1/2012 19:06	66.5
19/1/2012 19:11	63.5
19/1/2012 19:16	63.4
19/1/2012 19:21	63.5
19/1/2012 19:26	63.6
19/1/2012 19:31	62.7
19/1/2012 19:36	63.2
19/1/2012 19:41	63.1
19/1/2012 19:46	62.8
19/1/2012 19:51	62.6
19/1/2012 19:56	62.5

19/1/2012 20:01	61.8
19/1/2012 20:06	63.7
19/1/2012 20:11	61.8
19/1/2012 20:16	62.6
19/1/2012 20:21	62.8
19/1/2012 20:26	62.9
19/1/2012 20:31	62.8
19/1/2012 20:36	63.3
19/1/2012 20:41	62.8
19/1/2012 20:46	62.4
19/1/2012 20:51	63.0
19/1/2012 20:56	62.2
19/1/2012 21:01	62.5
19/1/2012 21:06	63.1
19/1/2012 21:11	62.2
19/1/2012 21:16	62.5
19/1/2012 21:21	63.6
19/1/2012 21:26	62.9
19/1/2012 21:31	63.0
19/1/2012 21:36	62.7
19/1/2012 21:41	62.8
19/1/2012 21:46	62.3
19/1/2012 21:51	62.9
19/1/2012 21:56	62.2
19/1/2012 22:01	62.0
19/1/2012 22:06	61.6
19/1/2012 22:11	63.2
19/1/2012 22:16	63.1
19/1/2012 22:21	62.4
19/1/2012 22:26	64.3
19/1/2012 22:31	63.6
19/1/2012 22:36	63.1
19/1/2012 22:41	64.6
19/1/2012 22:46	61.9
19/1/2012 22:51	62.0
19/1/2012 22:56	62.9
20/1/2012 19:01	67.2
20/1/2012 19:06	66.6
20/1/2012 19:11	66.7
20/1/2012 19:16	66.2
20/1/2012 19:21	66.5
20/1/2012 19:26	65.8
20/1/2012 19:31	66.6
20/1/2012 19:36	67.3
20/1/2012 19:41	66.8
20/1/2012 19:46	65.7
20/1/2012 19:51	66.1
20/1/2012 19:56	65.4
20/1/2012 20:01	65.7
20/1/2012 20:06	66.2
20/1/2012 20:11	65.7
20/1/2012 20:16	65.2
20/1/2012 20:21	66.7
20/1/2012 20:26	66.0
20/1/2012 20:31	66.0
20/1/2012 20:36	65.9
20/1/2012 20:41	65.7
20/1/2012 20:46	66.0
20/1/2012 20:51	65.9
20/1/2012 20:56	67.8
20/1/2012 21:01	65.7
20/1/2012 21:06	64.0
20/1/2012 21:11	64.8
20/1/2012 21:16	64.0
20/1/2012 21:21	63.9
20/1/2012 21:26	63.6
20/1/2012 21:31	64.4
20/1/2012 21:36	62.9
20/1/2012 21:41	62.8
20/1/2012 21:46	64.6
20/1/2012 21:51	63.7
20/1/2012 21:56	64.2
20/1/2012 22:01	63.9
20/1/2012 22:06	63.6
20/1/2012 22:11	65.6
20/1/2012 22:16	64.9
20/1/2012 22:21	65.2
20/1/2012 22:26	66.2
20/1/2012 22:31	64.2
20/1/2012 22:36	64.8
20/1/2012 22:41	64.8
20/1/2012 22:46	65.6
20/1/2012 22:51	66.5
20/1/2012 22:56	64.8
21/1/2012 19:01	64.5
21/1/2012 19:06	64.6
21/1/2012 19:11	64.7
21/1/2012 19:16	64.8
21/1/2012 19:21	64.5
21/1/2012 19:26	64.6
21/1/2012 19:31	64.9
21/1/2012 19:36	64.5
21/1/2012 19:41	64.6
21/1/2012 19:46	64.4
21/1/2012 19:51	64.5
21/1/2012 19:56	64.5
21/1/2012 20:01	64.4
21/1/2012 20:06	64.3
21/1/2012 20:11	64.8
21/1/2012 20:16	64.3
21/1/2012 20:21	64.6
21/1/2012 20:26	64.4
21/1/2012 20:31	64.9
21/1/2012 20:36	64.5
21/1/2012 20:41	64.9
21/1/2012 20:46	64.4
21/1/2012 20:51	64.6
21/1/2012 20:56	64.7
21/1/2012 21:01	63.8
21/1/2012 21:06	64.3

21/1/2012 21:11	64.9
21/1/2012 21:16	64.4
21/1/2012 21:21	64.2
21/1/2012 21:26	64.1
21/1/2012 21:31	64.3
21/1/2012 21:36	64.2
21/1/2012 21:41	64.2
21/1/2012 21:46	64.2
21/1/2012 21:51	64.2
21/1/2012 21:56	64.8
21/1/2012 22:01	65.1
21/1/2012 22:06	65.5
21/1/2012 22:11	64.1
21/1/2012 22:16	64.8
21/1/2012 22:21	64.7
21/1/2012 22:26	65.5
21/1/2012 22:31	64.6
21/1/2012 22:36	63.3
21/1/2012 22:41	64.3
21/1/2012 22:46	65.1
21/1/2012 22:51	63.5
21/1/2012 22:56	63.4
22/1/2012 7:01	60.5
22/1/2012 7:06	60.3
22/1/2012 7:11	60.4
22/1/2012 7:16	60.0
22/1/2012 7:21	61.0
22/1/2012 7:26	60.3
22/1/2012 7:31	59.8
22/1/2012 7:36	59.7
22/1/2012 7:41	60.3
22/1/2012 7:46	60.5
22/1/2012 7:51	60.1
22/1/2012 7:56	60.9
22/1/2012 8:01	61.3
22/1/2012 8:06	59.9
22/1/2012 8:11	60.3
22/1/2012 8:16	61.3
22/1/2012 8:21	60.5
22/1/2012 8:26	60.7
22/1/2012 8:31	61.3
22/1/2012 8:36	60.9
22/1/2012 8:41	61.2
22/1/2012 8:46	60.9
22/1/2012 8:51	60.8
22/1/2012 8:56	61.2
22/1/2012 9:01	60.9
22/1/2012 9:06	60.0
22/1/2012 9:11	61.4
22/1/2012 9:16	61.0
22/1/2012 9:21	61.4
22/1/2012 9:26	61.3
22/1/2012 9:31	61.8
22/1/2012 9:36	62.2
22/1/2012 9:41	61.0
22/1/2012 9:46	61.3
22/1/2012 9:51	62.7
22/1/2012 9:56	64.2
22/1/2012 10:01	61.4
22/1/2012 10:06	61.6
22/1/2012 10:11	64.5
22/1/2012 10:16	61.3
22/1/2012 10:21	61.7
22/1/2012 10:26	62.3
22/1/2012 10:31	61.7
22/1/2012 10:36	62.5
22/1/2012 10:41	66.5
22/1/2012 10:46	62.2
22/1/2012 10:51	62.9
22/1/2012 10:56	65.3
22/1/2012 11:01	64.9
22/1/2012 11:06	62.5
22/1/2012 11:11	63.0
22/1/2012 11:16	64.9
22/1/2012 11:21	64.4
22/1/2012 11:26	61.3
22/1/2012 11:31	63.3
22/1/2012 11:36	63.5
22/1/2012 11:41	62.6
22/1/2012 11:46	62.2
22/1/2012 11:51	62.3
22/1/2012 11:56	63.4
22/1/2012 12:01	61.7
22/1/2012 12:06	62.4
22/1/2012 12:11	63.7
22/1/2012 12:16	62.6
22/1/2012 12:21	62.5
22/1/2012 12:26	63.2
22/1/2012 12:31	63.4
22/1/2012 12:36	65.4
22/1/2012 12:41	63.5
22/1/2012 12:46	64.5
22/1/2012 12:51	63.7
22/1/2012 12:56	63.3
22/1/2012 13:01	63.4
22/1/2012 13:06	64.2
22/1/2012 13:11	63.5
22/1/2012 13:16	64.9
22/1/2012 13:21	63.8
22/1/2012 13:26	66.2
22/1/2012 13:31	64.8
22/1/2012 13:36	64.4
22/1/2012 13:41	64.0
22/1/2012 13:46	63.0
22/1/2012 13:51	64.5
22/1/2012 13:56	63.0
22/1/2012 14:01	66.7
22/1/2012 14:06	63.6
22/1/2012 14:11	63.3
22/1/2012 14:16	63.2

22/1/2012 14:21	63.3
22/1/2012 14:26	65.2
22/1/2012 14:31	64.8
22/1/2012 14:36	62.5
22/1/2012 14:41	62.3
22/1/2012 14:46	64.2
22/1/2012 14:51	61.9
22/1/2012 14:56	62.6
22/1/2012 15:01	62.6
22/1/2012 15:06	62.6
22/1/2012 15:11	61.9
22/1/2012 15:16	62.3
22/1/2012 15:21	63.1
22/1/2012 15:26	63.8
22/1/2012 15:31	63.3
22/1/2012 15:36	64.4
22/1/2012 15:41	63.7
22/1/2012 15:46	64.6
22/1/2012 15:51	63.8
22/1/2012 15:56	63.8
22/1/2012 16:01	63.9
22/1/2012 16:06	63.6
22/1/2012 16:11	63.6
22/1/2012 16:16	63.0
22/1/2012 16:21	63.9
22/1/2012 16:26	63.0
22/1/2012 16:31	63.1
22/1/2012 16:36	63.1
22/1/2012 16:41	63.4
22/1/2012 16:46	63.4
22/1/2012 16:51	62.6
22/1/2012 16:56	63.2
22/1/2012 17:01	62.7
22/1/2012 17:06	62.5
22/1/2012 17:11	62.5
22/1/2012 17:16	63.2
22/1/2012 17:21	62.6
22/1/2012 17:26	62.8
22/1/2012 17:31	61.5
22/1/2012 17:36	61.9
22/1/2012 17:41	61.8
22/1/2012 17:46	61.9
22/1/2012 17:51	61.9
22/1/2012 17:56	62.5
22/1/2012 18:01	62.1
22/1/2012 18:06	62.0
22/1/2012 18:11	61.9
22/1/2012 18:16	63.0
22/1/2012 18:21	63.0
22/1/2012 18:26	61.5
22/1/2012 18:31	64.1
22/1/2012 18:36	62.8
22/1/2012 18:41	61.9
22/1/2012 18:46	64.0
22/1/2012 18:51	63.6
22/1/2012 18:56	63.3
22/1/2012 19:01	63.5
22/1/2012 19:06	63.6
22/1/2012 19:11	63.6
22/1/2012 19:16	62.7
22/1/2012 19:21	63.3
22/1/2012 19:26	62.5
22/1/2012 19:31	62.7
22/1/2012 19:36	61.8
22/1/2012 19:41	64.1
22/1/2012 19:46	64.3
22/1/2012 19:51	63.5
22/1/2012 19:56	63.5
22/1/2012 20:01	62.7
22/1/2012 20:06	63.0
22/1/2012 20:11	63.4
22/1/2012 20:16	64.0
22/1/2012 20:21	65.2
22/1/2012 20:26	66.2
22/1/2012 20:31	66.4
22/1/2012 20:36	63.5
22/1/2012 20:41	64.0
22/1/2012 20:46	63.0
22/1/2012 20:51	63.3
22/1/2012 20:56	63.1
22/1/2012 21:01	63.4
22/1/2012 21:06	63.6
22/1/2012 21:11	63.8
22/1/2012 21:16	63.8
22/1/2012 21:21	63.9
22/1/2012 21:26	64.1
22/1/2012 21:31	64.5
22/1/2012 21:36	63.7
22/1/2012 21:41	63.8
22/1/2012 21:46	63.4
22/1/2012 21:51	64.3
22/1/2012 21:56	63.6
22/1/2012 22:01	64.1
22/1/2012 22:06	63.4
22/1/2012 22:11	63.5
22/1/2012 22:16	62.9
22/1/2012 22:21	63.8
22/1/2012 22:26	63.6
22/1/2012 22:31	63.3
22/1/2012 22:36	63.3
22/1/2012 22:41	64.2
22/1/2012 22:46	63.4
22/1/2012 22:51	63.9
22/1/2012 22:56	63.4
23/1/2012 7:01	58.6
23/1/2012 7:06	59.0
23/1/2012 7:11	58.9
23/1/2012 7:16	59.6
23/1/2012 7:21	57.9
23/1/2012 7:26	58.4

23/1/2012 7:31	59.4
23/1/2012 7:36	59.1
23/1/2012 7:41	59.3
23/1/2012 7:46	58.9
23/1/2012 7:51	59.1
23/1/2012 7:56	58.5
23/1/2012 8:01	58.9
23/1/2012 8:06	59.6
23/1/2012 8:11	59.2
23/1/2012 8:16	59.1
23/1/2012 8:21	59.5
23/1/2012 8:26	59.3
23/1/2012 8:31	60.2
23/1/2012 8:36	60.5
23/1/2012 8:41	59.0
23/1/2012 8:46	60.1
23/1/2012 8:51	60.0
23/1/2012 8:56	59.1
23/1/2012 9:01	61.2
23/1/2012 9:06	60.7
23/1/2012 9:11	60.6
23/1/2012 9:16	61.6
23/1/2012 9:21	61.3
23/1/2012 9:26	60.4
23/1/2012 9:31	61.0
23/1/2012 9:36	61.4
23/1/2012 9:41	62.0
23/1/2012 9:46	60.5
23/1/2012 9:51	62.9
23/1/2012 9:56	62.5
23/1/2012 10:01	63.3
23/1/2012 10:06	64.3
23/1/2012 10:11	62.0
23/1/2012 10:16	61.2
23/1/2012 10:21	63.5
23/1/2012 10:26	61.6
23/1/2012 10:31	62.5
23/1/2012 10:36	63.1
23/1/2012 10:41	63.6
23/1/2012 10:46	62.1
23/1/2012 10:51	64.6
23/1/2012 10:56	63.1
23/1/2012 11:01	62.7
23/1/2012 11:06	64.3
23/1/2012 11:11	62.6
23/1/2012 11:16	63.1
23/1/2012 11:21	62.5
23/1/2012 11:26	62.6
23/1/2012 11:31	62.5
23/1/2012 11:36	61.9
23/1/2012 11:41	62.3
23/1/2012 11:46	61.9
23/1/2012 11:51	63.1
23/1/2012 11:56	63.0
23/1/2012 12:01	62.3
23/1/2012 12:06	63.5
23/1/2012 12:11	62.9
23/1/2012 12:16	62.1
23/1/2012 12:21	63.1
23/1/2012 12:26	63.6
23/1/2012 12:31	63.1
23/1/2012 12:36	63.0
23/1/2012 12:41	62.4
23/1/2012 12:46	63.2
23/1/2012 12:51	62.6
23/1/2012 12:56	63.5
23/1/2012 13:01	63.0
23/1/2012 13:06	62.9
23/1/2012 13:11	62.7
23/1/2012 13:16	63.4
23/1/2012 13:21	63.0
23/1/2012 13:26	63.1
23/1/2012 13:31	64.3
23/1/2012 13:36	63.6
23/1/2012 13:41	63.7
23/1/2012 13:46	63.5
23/1/2012 13:51	63.5
23/1/2012 13:56	63.9
23/1/2012 14:01	63.7
23/1/2012 14:06	63.6
23/1/2012 14:11	63.9
23/1/2012 14:16	63.5
23/1/2012 14:21	63.9
23/1/2012 14:26	63.5
23/1/2012 14:31	63.2
23/1/2012 14:36	62.8
23/1/2012 14:41	62.6
23/1/2012 14:46	62.5
23/1/2012 14:51	63.7
23/1/2012 14:56	62.9
23/1/2012 15:01	63.0
23/1/2012 15:06	63.5
23/1/2012 15:11	63.6
23/1/2012 15:16	63.8
23/1/2012 15:21	64.1
23/1/2012 15:26	64.2
23/1/2012 15:31	64.8
23/1/2012 15:36	64.8
23/1/2012 15:41	63.9
23/1/2012 15:46	65.0
23/1/2012 15:51	66.0
23/1/2012 15:56	64.6
23/1/2012 16:01	64.4
23/1/2012 16:06	64.2
23/1/2012 16:11	65.8
23/1/2012 16:16	64.6
23/1/2012 16:21	65.1
23/1/2012 16:26	64.7
23/1/2012 16:31	65.2
23/1/2012 16:36	64.8

Real-time Noise Data RTN2 (Oil Street Community Liaison Centre)

23/1/2012 16:41	64.0
23/1/2012 16:46	64.2
23/1/2012 16:51	64.5
23/1/2012 16:56	64.6
23/1/2012 17:01	63.9
23/1/2012 17:06	63.8
23/1/2012 17:11	63.7
23/1/2012 17:16	64.3
23/1/2012 17:21	64.0
23/1/2012 17:26	65.3
23/1/2012 17:31	64.1
23/1/2012 17:36	66.2
23/1/2012 17:41	70.0
23/1/2012 17:46	65.5
23/1/2012 17:51	63.9
23/1/2012 17:56	63.9
23/1/2012 18:01	64.5
23/1/2012 18:06	64.1
23/1/2012 18:11	64.2
23/1/2012 18:16	63.8
23/1/2012 18:21	64.0
23/1/2012 18:26	65.0
23/1/2012 18:31	63.8
23/1/2012 18:36	64.0
23/1/2012 18:41	63.8
23/1/2012 18:46	63.6
23/1/2012 18:51	63.9
23/1/2012 18:56	64.1
23/1/2012 19:01	64.4
23/1/2012 19:06	64.3
23/1/2012 19:11	65.7
23/1/2012 19:16	64.6
23/1/2012 19:21	64.8
23/1/2012 19:26	65.7
23/1/2012 19:31	66.7
23/1/2012 19:36	65.0
23/1/2012 19:41	64.8
23/1/2012 19:46	65.3
23/1/2012 19:51	65.2
23/1/2012 19:56	65.5
23/1/2012 20:01	64.6
23/1/2012 20:06	63.8
23/1/2012 20:11	64.7
23/1/2012 20:16	65.4
23/1/2012 20:21	64.7
23/1/2012 20:26	63.6
23/1/2012 20:31	63.9
23/1/2012 20:36	64.1
23/1/2012 20:41	64.4
23/1/2012 20:46	64.3
23/1/2012 20:51	64.9
23/1/2012 20:56	64.4
23/1/2012 21:01	64.7
23/1/2012 21:06	66.7
23/1/2012 21:11	65.5
23/1/2012 21:16	65.2
23/1/2012 21:21	65.1
23/1/2012 21:26	65.0
23/1/2012 21:31	66.0
23/1/2012 21:36	64.6
23/1/2012 21:41	64.4
23/1/2012 21:46	64.2
23/1/2012 21:51	65.8
23/1/2012 21:56	64.6
23/1/2012 22:01	65.0
23/1/2012 22:06	64.8
23/1/2012 22:11	64.2
23/1/2012 22:16	65.0
23/1/2012 22:21	65.4
23/1/2012 22:26	64.1
23/1/2012 22:31	65.0
23/1/2012 22:36	66.0
23/1/2012 22:41	64.6
23/1/2012 22:46	64.4
23/1/2012 22:51	64.2
23/1/2012 22:56	65.0
24/1/2012 7:01	59.3
24/1/2012 7:06	60.2
24/1/2012 7:11	59.5
24/1/2012 7:16	59.2
24/1/2012 7:21	59.1
24/1/2012 7:26	59.3
24/1/2012 7:31	58.8
24/1/2012 7:36	58.1
24/1/2012 7:41	58.8
24/1/2012 7:46	58.9
24/1/2012 7:51	57.5
24/1/2012 7:56	58.5
24/1/2012 8:01	59.2
24/1/2012 8:06	59.1
24/1/2012 8:11	59.4
24/1/2012 8:16	59.5
24/1/2012 8:21	60.7
24/1/2012 8:26	61.0
24/1/2012 8:31	60.3
24/1/2012 8:36	59.6
24/1/2012 8:41	59.4
24/1/2012 8:46	59.9
24/1/2012 8:51	60.9
24/1/2012 8:56	60.0
24/1/2012 9:01	60.7
24/1/2012 9:06	60.5
24/1/2012 9:11	60.8
24/1/2012 9:16	60.9
24/1/2012 9:21	60.3
24/1/2012 9:26	61.4
24/1/2012 9:31	61.4
24/1/2012 9:36	62.4
24/1/2012 9:41	61.0
24/1/2012 9:46	62.5

24/1/2012 9:51	61.6
24/1/2012 9:56	62.0
24/1/2012 10:01	61.2
24/1/2012 10:06	63.4
24/1/2012 10:11	65.0
24/1/2012 10:16	64.9
24/1/2012 10:21	62.5
24/1/2012 10:26	63.1
24/1/2012 10:31	62.3
24/1/2012 10:36	62.2
24/1/2012 10:41	63.4
24/1/2012 10:46	53.0
24/1/2012 10:51	66.7
24/1/2012 10:56	62.3
24/1/2012 11:01	63.6
24/1/2012 11:06	63.2
24/1/2012 11:11	63.6
24/1/2012 11:16	63.3
24/1/2012 11:21	63.7
24/1/2012 11:26	62.5
24/1/2012 11:31	62.8
24/1/2012 11:36	63.0
24/1/2012 11:41	62.8
24/1/2012 11:46	64.0
24/1/2012 11:51	62.1
24/1/2012 11:56	62.9
24/1/2012 12:01	63.6
24/1/2012 12:06	63.3
24/1/2012 12:11	63.3
24/1/2012 12:16	63.3
24/1/2012 12:21	63.4
24/1/2012 12:26	64.5
24/1/2012 12:31	63.5
24/1/2012 12:36	63.8
24/1/2012 12:41	63.1
24/1/2012 12:46	63.3
24/1/2012 12:51	62.7
24/1/2012 12:56	63.0
24/1/2012 13:01	62.9
24/1/2012 13:06	64.3
24/1/2012 13:11	64.8
24/1/2012 13:16	63.0
24/1/2012 13:21	66.4
24/1/2012 13:26	63.4
24/1/2012 13:31	63.4
24/1/2012 13:36	63.5
24/1/2012 13:41	63.0
24/1/2012 13:46	63.1
24/1/2012 13:51	62.9
24/1/2012 13:56	63.6
24/1/2012 14:01	63.7
24/1/2012 14:06	63.6
24/1/2012 14:11	65.4
24/1/2012 14:16	64.1
24/1/2012 14:21	66.3
24/1/2012 14:26	63.7
24/1/2012 14:31	63.9
24/1/2012 14:36	63.5
24/1/2012 14:41	63.5
24/1/2012 14:46	63.4
24/1/2012 14:51	64.3
24/1/2012 14:56	63.1
24/1/2012 15:01	63.5
24/1/2012 15:06	63.0
24/1/2012 15:11	63.3
24/1/2012 15:16	63.2
24/1/2012 15:21	63.3
24/1/2012 15:26	63.4
24/1/2012 15:31	63.9
24/1/2012 15:36	63.5
24/1/2012 15:41	63.5
24/1/2012 15:46	63.4
24/1/2012 15:51	63.2
24/1/2012 15:56	63.3
24/1/2012 16:01	63.2
24/1/2012 16:06	63.6
24/1/2012 16:11	63.7
24/1/2012 16:16	63.5
24/1/2012 16:21	63.4
24/1/2012 16:26	63.9
24/1/2012 16:31	63.2
24/1/2012 16:36	64.1
24/1/2012 16:41	63.8
24/1/2012 16:46	63.4
24/1/2012 16:51	63.4
24/1/2012 16:56	63.4
24/1/2012 17:01	63.5
24/1/2012 17:06	63.7
24/1/2012 17:11	63.6
24/1/2012 17:16	63.8
24/1/2012 17:21	63.6
24/1/2012 17:26	64.3
24/1/2012 17:31	63.8
24/1/2012 17:36	65.6
24/1/2012 17:41	63.7
24/1/2012 17:46	63.6
24/1/2012 17:51	64.2
24/1/2012 17:56	64.2
24/1/2012 18:01	63.7
24/1/2012 18:06	64.0
24/1/2012 18:11	64.0
24/1/2012 18:16	64.2
24/1/2012 18:21	63.6
24/1/2012 18:26	63.3
24/1/2012 18:31	63.9
24/1/2012 18:36	63.2
24/1/2012 18:41	63.0
24/1/2012 18:46	63.4
24/1/2012 18:51	64.0
24/1/2012 18:56	64.3
24/1/2012 19:01	63.7
24/1/2012 19:06	64.1
24/1/2012 19:11	64.2
24/1/2012 19:16	64.1
24/1/2012 19:21	63.8
24/1/2012 19:26	63.4
24/1/2012 19:31	63.4
24/1/2012 19:36	63.3
24/1/2012 19:41	65.2
24/1/2012 19:46	63.3
24/1/2012 19:51	63.9
24/1/2012 19:56	64.1
24/1/2012 20:01	63.6
24/1/2012 20:06	63.5
24/1/2012 20:11	63.5
24/1/2012 20:16	63.4
24/1/2012 20:21	64.3
24/1/2012 20:26	63.3
24/1/2012 20:31	63.5
24/1/2012 20:36	63.8
24/1/2012 20:41	63.7
24/1/2012 20:46	63.9
24/1/2012 20:51	65.0
24/1/2012 20:56	64.4
24/1/2012 21:01	63.4
24/1/2012 21:06	64.1
24/1/2012 21:11	63.6
24/1/2012 21:16	63.9

24/1/2012 19:01	63.4
24/1/2012 19:06	63.8
24/1/2012 19:11	63.4
24/1/2012 19:16	63.1
24/1/2012 19:21	63.8
24/1/2012 19:26	63.5
24/1/2012 19:31	64.0
24/1/2012 19:36	63.8
24/1/2012 19:41	63.5
24/1/2012 19:46	63.3
24/1/2012 19:51	63.9
24/1/2012 19:56	63.6
24/1/2012 20:01	63.4
24/1/2012 20:06	65.9
24/1/2012 20:11	64.9
24/1/2012 20:16	64.0
24/1/2012 20:21	63.6
24/1/2012 20:26	64.6
24/1/2012 20:31	63.9
24/1/2012 20:36	63.8
24/1/2012 20:41	63.6
24/1/2012 20:46	63.4
24/1/2012 20:51	64.0
24/1/2012 20:56	63.3
24/1/2012 21:01	63.0
24/1/2012 21:06	63.6
24/1/2012 21:11	63.9
24/1/2012 21:16	63.3
24/1/2012 21:21	64.2
24/1/2012 21:26	63.2
24/1/2012 21:31	64.7
24/1/2012 21:36	63.3
24/1/2012 21:41	63.8
24/1/2012 21:46	64.1
24/1/2012 21:51	63.8
24/1/2012 21:56	64.1
24/1/2012 22:01	63.6
24/1/2012 22:06	63.8
24/1/2012 22:11	64.2
24/1/2012 22:16	63.7
24/1/2012 22:21	63.1
24/1/2012 22:26	64.0
24/1/2012 22:31	63.9
24/1/2012 22:36	63.5
24/1/2012 22:41	63.0
24/1/2012 22:46	62.9
24/1/2012 22:51	63.8
24/1/2012 22:56	63.9
25/1/2012 7:01	59.5
25/1/2012 7:06	59.8
25/1/2012 7:11	59.2
25/1/2012 7:16	59.7
25/1/2012 7:21	59.1
25/1/2012 7:26	58.8
25/1/2012 7:31	59.5
25/1/2012 7:36	60.0
25/1/2012 7:41	59.0
25/1/2012 7:46	59.3
25/1/2012 7:51	59.7
25/1/2012 7:56	59.1
25/1/2012 8:01	58.7
25/1/2012 8:06	59.4
25/1/2012 8:11	59.3
25/1/2012 8:16	60.0
25/1/2012 8:21	60.6
25/1/2012 8:26	60.9
25/1/2012 8:31	61.1
25/1/2012 8:36	62.4
25/1/2012 8:41	60.7
25/1/2012 8:46	60.2
25/1/2012 8:51	59.8
25/1/2012 8:56	62.3
25/1/2012 9:01	60.5
25/1/2012 9:06	60.7
25/1/2012 9:11	61.4
25/1/2012 9:16	60.9
25/1/2012 9:21	61.3
25/1/2012 9:26	61.3
25/1/2012 9:31	62.1
25/1/2012 9:36	61.4
25/1/2012 9:41	62.3
25/1/2012 9:46	61.3
25/1/2012 9:51	61.8
25/1/2012 9:56	61.8
25/1/2012 10:01	62.4
25/1/2012 10:06	63.4
25/1/2012 10:11	63.8
25/1/2012 10:16	63.7
25/1/2012 10:21	61.7
25/1/2012 10:26	63.2
25/1/2012 10:31	63.0
25/1/2012 10:36	62.5
25/1/2012 10:41	62.8
25/1/2012 10:46	63.1
25/1/2012 10:51	62.6
25/1/2012 10:56	62.3
25/1/2012 11:01	63.0
25/1/2012 11:06	62.4
25/1/2012 11:11	63.6
25/1/2012 11:16	63.2
25/1/2012 11:21	63.4
25/1/2012 11:26	63.7
25/1/2012 11:31	64.2
25/1/2012 11:36	62.7
25/1/2012 11:41	63.2
25/1/2012 11:46	58.9
25/1/2012 11:51	63.4
25/1/2012 11:56	63.9
25/1/2012 12:01	63.3
25/1/2012 12:06	63.0

25/1/2012 12:11	63.2
25/1/2012 12:16	63.5
25/1/2012 12:21	64.2
25/1/2012 12:26	63.3
25/1/2012 12:31	63.9
25/1/2012 12:36	65.6
25/1/2012 12:41	63.8
25/1/2012 12:46	64.5
25/1/2012 12:51	64.1
25/1/2012 12:56	64.1
25/1/2012 13:01	64.0
25/1/2012 13:06	64.5
25/1/2012 13:11	64.3
25/1/2012 13:16	64.0
25/1/2012 13:21	64.3
25/1/2012 13:26	64.9
25/1/2012 13:31	64.4
25/1/2012 13:36	64.1
25/1/2012 13:41	64.3
25/1/2012 13:46	64.1
25/1/2012 13:51	63.8
25/1/2012 13:56	64.1
25/1/2012 14:01	63.9
25/1/2012 14:06	63.8
25/1/2012 14:11	64.3
25/1/2012 14:16	63.7
25/1/2012 14:21	63.9
25/1/2012 14:26	65.9
25/1/2012 14:31	65.0
25/1/2012 14:36	64.1
25/1/2012 14:41	64.1
25/1/2012 14:46	64.7
25/1/2012 14:51	64.8
25/1/2012 14:56	64.0
25/1/2012 15:01	64.2
25/1/2012 15:06	64.1
25/1/2012 15:11	63.9
25/1/2012 15:16	63.9
25/1/2012 15:21	63.8
25/1/2012 15:26	64.1
25/1/2012 15:31	63.9
25/1/2012 15:36	63.2
25/1/2012 15:41	64.2
25/1/2012 15:46	63.4
25/1/2012 15:51	63.7
25/1/2012 15:56	63.3
25/1/2012 16:01	64.3
25/1/2012 16:06	63.6
25/1/2012 16:11	63.7
25/1/2012 16:16	63.5
25/1/2012 16:21	64.3
25/1/2012 16:26	63.9
25/1/2012 16:31	63.2
25/1/2012 16:36	64.1
25/1/2012 16:41	63.8
25/1/2012 16:46	63.3
25/1/2012 16:51	63.4
25/1/2012 16:56	63.3
25/1/2012 17:01	63.5
25/1/2012 17:06	63.7
25/1/2012 17:11	63.6
25/1/2012 17:16	63.8
25/1/2012 17:21	63.6
25/1/2012 17:26	64.3
25/1/2012 17:31	63.8
25/1/2012 17:36	65.6
25/1/2012 17:41	63.7
25/1/2012 17:46	63.6
25/1/2012 17:51	64.2
25/1/2012 17:56	64.2
25/1/2012 18:01	63.7
25/1/2012 18:06	64.0
25/1/2012 18:11	64.0
25/1/2012 18:16	64.2
25/1/2012 18:21	63.6
25/1/2012 18:26	63.3
25/1/2012 18:31	63.9
25/1/2012 18:36	63.2
25/1/2012 18:41	63.0
25/1/2012 18:46	63.4
25/1/2012 18:51	64.0
25/1/2012 18:56	64.3
25/1/2012 19:01	63.7
25/1/2012 19:06	64.1
25/1/2012 19:11	64.2
25/1/2012 19:16	64.1
25/1/2012 19:21	63.8
25/1/2012 19:26	63.4
25/1/2012 19:31	63.4
25/1/2012 19:36	63.3
25/1/2012 19:41	65.2
25/1/2012 19:46	63.3
25/1/2012 19:51	63.9
25/1/2012 19:56	64.1
25/1/2012 20:01	63.6
25/1/2012 20:06	63.5
25/1/2012 20:11	63.5
25/1/2012 20:16	63.4
25/1/2012 20:21	64.3
25/1/2012 20:26	63.3
25/1/2012 20:31	63.5
25/1/2012 20:36	63.8
25/1/2012 20:41	63.7
25/1/2012 20:46	63.9
25/1/2012 20:51	65.0
25/1/2012 20:56	64.4
25/1/2012 21:01	63.4
25/1/2012 21:06	64.1
25/1/2012 21:11	63.6
25/1/2012 21:16	63.9

25/1/2012 21:21	64.0
25/1/2012 21:26	63.8
25/1/2012 21:31	64.1
25/1/2012 21:36	63.6
25/1/2012 21:41	63.4
25/1/2012 21:46	63.4
25/1/2012 21:51	63.4
25/1/2012 21:56	64.2
25/1/2012 22:01	63.5
25/1/2012 22:06	63.6
25/1/2012 22:11	64.6
25/1/2012 22:16	64.3
25/1/2012 22:21	64.4
25/1/2012 22:26	64.6
25/1/2012 22:31	64.0
25/1/2012 22:36	64.4
25/1/2012 22:41	66.1
25/1/2012 22:46	64.2
25/1/2012 22:51	63.9
25/1/2012 22:56	64.5
26/1/2012 19:01	63.8
26/1/2012 19:06	63.8
26/1/2012 19:11	63.0
26/1/2012 19:16	63.3
26/1/2012 19:21	63.9
26/1/2012 19:26	64.0
26/1/2012 19:31	63.8
26/1/2012 19:36	63.7
26/1/2012 19:41	63.7
26/1/2012 19:46	63.5
26/1/2012 19:51	63.0
26/1/2012 19:56	63.6
26/1/2012 20:01	62.7
26/1/2012 20:06	63.0
26/1/2012 20:11	62.6
26/1/2012 20:16	63.3
26/1/2012 20:21	63.5
26/1/2012 20:26	62.9
26/1/2012 20:31	62.6
26/1/2012 20:36	62.5
26/1/2012 20:41	62.6
26/1/2012 20:46	62.8
26/1/2012 20:51	63.2
26/1/2012 20:56	62.9
26/1/2012 21:01	62.3
26/1/2012 21:06	63.0
26/1/2012 21:11	63.0
26/1/2012 21:16	63.2
26/1/2012 21:21	62.8
26/1/2012 21:26	62.5
26/1/2012 21:31	63.3
26/1/2012 21:36	63.1
26/1/2012 21:41	62.9
26/1/2012 21:46	63.2
26/1/2012 21:51	62.6
26/1/2012 21:56	63.0
26/1/2012 22:01	63.3
26/1/2012 22:06	62.6
26/1/2012 22:11	64.2
26/1/2012 22:16	63.7
26/1/2012 22:21	63.8
26/1/2012 22:26	63.0
26/1/2012 22:31	63.4
26/1/2012 22:36	63.6
26/1/2012 22:41	63.0
26/1/2012 22:46	63.2
26/1/2012 22:51	62.4
26/1/2012 22:56	62.0
27/1/2012 19:01	64.6
27/1/2012 19:06	64.5
27/1/2012 19:11	64.8
27/1/2012 19:16	63.2
27/1/2012 19:21	63.7
27/1/2012 19:26	63.4
27/1/2012 19:31	63.9
27/1/2012 19:36	64.5
27/1/2012 19:41	64.4
27/1/2012 19:46	65.2
27/1/2012 19:51	64.2
27/1/2012 19:56	64.2
27/1/2012 20:01	64.5
27/1/2012 20:06	65.0
27/1/2012 20:11	64.4
27/1/2012 20:16	64.2
27/1/2012 20:21	64.5
27/1/2012 20:26	64.8
27/1/2012 20:31	63.8
27/1/2012 20:36	63.6
27/1/2012 20:41	63.2
27/1/2012 20:46	63.7
27/1/2012 20:51	63.8
27/1/2012 20:56	63.5
27/1/2012 21:01	63.7
27/1/2012 21:06	63.4
27/1/2012 21:11	63.4
27/1/2012 21:16	66.6
27/1/2012 21:21	63.6
27/1/2012 21:26	65.4
27/1/2012 21:31	63.7
27/1/2012 21:36	64.2
27/1/2012 21:41	65.0
27/1/2012 21:46	64.8
27/1/2012 21:51	64.1
27/1/2012 21:56	63.6
27/1/2012 22:01	63.6
27/1/2012 22:06	63.7
27/1/2012 22:11	63.9
27/1/2012 22:16	64.0
27/1/2012 22:21	63.6
27/1/2012 22:26	63.2

27/1/2012 22:31	63.8
27/1/2012 22:36	63.5
27/1/2012 22:41	67.6
27/1/2012 22:46	63.9
27/1/2012 22:51	63.6
27/1/2012 22:56	63.5
Night-time 23:00-07:00	
28/12/2011 0:01	61.0
28/12/2011 0:06	60.6
28/12/2011 0:11	60.2
28/12/2011 0:16	61.4
28/12/2011 0:21	61.1
28/12/2011 0:26	60.5
28/12/2011 0:31	60.2
28/12/2011 0:36	59.3
28/12/2011 0:41	58.5
28/12/2011 0:46	58.7
28/12/2011 0:51	58.6
28/12/2011 0:56	58.8
28/12/2011 1:01	59.3
28/12/2011 1:06	58.7
28/12/2011 1:11	58.7
28/12/2011 1:16	58.0
28/12/2011 1:21	58.5
28/12/2011 1:26	58.7
28/12/2011 1:31	58.1
28/12/2011 1:36	57.6
28/12/2011 1:41	58.0
28/12/2011 1:46	56.6
28/12/2011 1:51	57.2
28/12/2011 1:56	57.2
28/12/2011 2:01	57.1
28/12/2011 2:06	56.4
28/12/2011 2:11	57.0
28/12/2011 2:16	56.3
28/12/2011 2:21	56.1
28/12/2011 2:26	58.7
28/12/2011 2:31	56.6
28/12/2011 2:36	56.2
28/12/2011 2:41	56.2
28/12/2011 2:46	55.6
28/12/2011 2:51	55.4
28/12/2011 2:56	54.5
28/12/2011 3:01	56.1
28/12/2011 3:06	56.3
28/12/2011 3:11	55.7
28/12/2011 3:16	54.8
28/12/2011 3:21	54.9
28/12/2011 3:26	55.6
28/12/2011 3:31	55.0
28/12/2011 3:36	54.8
28/12/2011 3:41	55.7
28/12/2011 3:46	55.6
28/12/2011 3:51	54.5
28/12/2011 3:56	55.1
28/12/2011 4:01	54.8
28/12/2011 4:06	55.6
28/12/2011 4:11	56.0
28/12/2011 4:16	54.4
28/12/2011 4:21	56.5
28/12/2011 4:26	56.1
28/12/2011 4:31	56.3
28/12/2011 4:36	56.3
28/12/2011 4:41	56.2
28/12/2011 4:46	55.0
28/12/2011 4:51	56.2
28/12/2011 4:56	56.3
28/12/2011 5:01	56.2
28/12/2011 5:06	55.8
28/12/2011 5:11	57.4
28/12/2011 5:16	63.0
28/12/2011 5:21	57.2
28/12/2011 5:26	56.5
28/12/2011 5:31	58.4
28/12/2011 5:36	59.0
28/12/2011 5:41	58.5
28/12/2011 5:46	58.5
28/12/2011 5:51	58.2
28/12/2011 5:56	58.3
28/12/2011 6:01	58.9
28/12/2011 6:06	59.1
28/12/2011 6:11	60.0
28/12/2011 6:16	59.0
28/12/2011 6:21	59.5
28/12/2011 6:26	59.7
28/12/2011 6:31	60.2
28/12/2011 6:36	61.6
28/12/2011 6:41	61.2
28/12/2011 6:46	61.1
28/12/2011 6:51	61.2
28/12/2011 6:56	62.9
28/12/2011 23:01	60.8
28/12/2011 23:06	60.8
28/12/2011 23:11	62.8
28/12/2011 23:16	61.2
28/12/2011 23:21	61.1
28/12/2011 23:26	61.3
28/12/2011 23:31	61.3
28/12/2011 23:36	60.8
28/12/2011 23:41	61.2
28/12/2011 23:46	60.1
28/12/2011 23:51	60.9
28/12/2011 23:56	61.4
29/12/2011 0:01	60.4
29/12/2011 0:06	60.6
29/12/2011 0:11	60.8
29/12/2011 0:16	60.8
29/12/2011 0:21	60.1
29/12/2011 0:26	60.2

Real-time Noise Data RTN2 (Oil Street Community Liaison Centre)

29/12/2011 0:31	60.0	30/12/2011 1:41	58.0	31/12/2011 2:51	59.6	1/1/2012 4:01	59.5	2/1/2012 5:11	56.7	3/1/2012 6:21	59.9
29/12/2011 0:36	59.0	30/12/2011 1:46	58.2	31/12/2011 2:56	58.5	1/1/2012 4:06	59.9	2/1/2012 5:16	56.5	3/1/2012 6:26	61.0
29/12/2011 0:41	59.0	30/12/2011 1:51	57.7	31/12/2011 3:01	58.6	1/1/2012 4:11	59.8	2/1/2012 5:21	56.9	3/1/2012 6:31	60.7
29/12/2011 0:46	59.1	30/12/2011 1:56	57.6	31/12/2011 3:06	57.5	1/1/2012 4:16	59.4	2/1/2012 5:26	57.8	3/1/2012 6:36	60.4
29/12/2011 0:51	58.5	30/12/2011 2:01	57.7	31/12/2011 3:11	58.3	1/1/2012 4:21	59.2	2/1/2012 5:31	59.4	3/1/2012 6:41	61.3
29/12/2011 0:56	58.5	30/12/2011 2:06	60.2	31/12/2011 3:16	57.8	1/1/2012 4:26	61.6	2/1/2012 5:36	59.1	3/1/2012 6:46	62.3
29/12/2011 1:01	59.0	30/12/2011 2:11	56.6	31/12/2011 3:21	58.2	1/1/2012 4:31	58.7	2/1/2012 5:41	58.9	3/1/2012 6:51	62.5
29/12/2011 1:06	58.4	30/12/2011 2:16	57.2	31/12/2011 3:26	57.2	1/1/2012 4:36	58.7	2/1/2012 5:46	58.5	3/1/2012 6:56	62.8
29/12/2011 1:11	58.7	30/12/2011 2:21	57.7	31/12/2011 3:31	57.2	1/1/2012 4:41	58.7	2/1/2012 5:51	57.9	3/1/2012 23:01	61.8
29/12/2011 1:16	58.8	30/12/2011 2:26	57.3	31/12/2011 3:36	56.5	1/1/2012 4:46	58.7	2/1/2012 5:56	57.7	3/1/2012 23:06	61.5
29/12/2011 1:21	58.7	30/12/2011 2:31	57.2	31/12/2011 3:41	57.4	1/1/2012 4:51	58.3	2/1/2012 6:01	58.1	3/1/2012 23:11	60.7
29/12/2011 1:26	57.2	30/12/2011 2:36	57.6	31/12/2011 3:46	56.3	1/1/2012 4:56	59.1	2/1/2012 6:06	58.6	3/1/2012 23:16	60.9
29/12/2011 1:31	58.3	30/12/2011 2:41	57.8	31/12/2011 3:51	56.7	1/1/2012 5:01	58.4	2/1/2012 6:11	58.4	3/1/2012 23:21	61.0
29/12/2011 1:36	56.8	30/12/2011 2:46	57.0	31/12/2011 3:56	57.7	1/1/2012 5:06	58.5	2/1/2012 6:16	57.7	3/1/2012 23:26	61.3
29/12/2011 1:41	58.3	30/12/2011 2:51	57.4	31/12/2011 4:01	58.2	1/1/2012 5:11	60.3	2/1/2012 6:21	59.5	3/1/2012 23:31	61.1
29/12/2011 1:46	57.3	30/12/2011 2:56	56.5	31/12/2011 4:06	57.6	1/1/2012 5:16	58.9	2/1/2012 6:26	59.8	3/1/2012 23:36	60.7
29/12/2011 1:51	58.7	30/12/2011 3:01	55.5	31/12/2011 4:11	57.8	1/1/2012 5:21	60.5	2/1/2012 6:31	57.9	3/1/2012 23:41	61.3
29/12/2011 1:56	56.7	30/12/2011 3:06	56.9	31/12/2011 4:16	57.4	1/1/2012 5:26	60.1	2/1/2012 6:36	59.0	3/1/2012 23:46	60.2
29/12/2011 2:01	57.2	30/12/2011 3:11	57.9	31/12/2011 4:21	57.0	1/1/2012 5:31	60.1	2/1/2012 6:41	62.2	3/1/2012 23:51	60.5
29/12/2011 2:06	56.6	30/12/2011 3:16	56.9	31/12/2011 4:26	58.7	1/1/2012 5:36	61.0	2/1/2012 6:46	60.0	3/1/2012 23:56	59.8
29/12/2011 2:11	56.4	30/12/2011 3:21	56.1	31/12/2011 4:31	58.1	1/1/2012 5:41	59.7	2/1/2012 6:51	60.1	4/1/2012 0:01	60.2
29/12/2011 2:16	58.0	30/12/2011 3:26	56.4	31/12/2011 4:36	58.1	1/1/2012 5:46	60.1	2/1/2012 6:56	61.1	4/1/2012 0:06	60.2
29/12/2011 2:21	57.0	30/12/2011 3:31	56.4	31/12/2011 4:41	58.1	1/1/2012 5:51	60.4	2/1/2012 23:01	62.0	4/1/2012 0:11	60.6
29/12/2011 2:26	56.7	30/12/2011 3:36	56.4	31/12/2011 4:46	57.6	1/1/2012 5:56	58.8	2/1/2012 23:06	62.8	4/1/2012 0:16	59.8
29/12/2011 2:31	57.0	30/12/2011 3:41	56.6	31/12/2011 4:51	57.9	1/1/2012 6:01	59.0	2/1/2012 23:11	61.8	4/1/2012 0:21	59.8
29/12/2011 2:36	56.5	30/12/2011 3:46	57.5	31/12/2011 4:56	57.2	1/1/2012 6:06	59.3	2/1/2012 23:16	60.7	4/1/2012 0:26	59.9
29/12/2011 2:41	56.7	30/12/2011 3:51	56.4	31/12/2011 5:01	57.2	1/1/2012 6:11	59.4	2/1/2012 23:21	61.1	4/1/2012 0:31	59.7
29/12/2011 2:46	56.8	30/12/2011 3:56	56.2	31/12/2011 5:06	57.9	1/1/2012 6:16	58.9	2/1/2012 23:26	61.4	4/1/2012 0:36	59.2
29/12/2011 2:51	56.6	30/12/2011 4:01	55.9	31/12/2011 5:11	58.8	1/1/2012 6:21	59.8	2/1/2012 23:31	60.8	4/1/2012 0:41	60.3
29/12/2011 2:56	56.1	30/12/2011 4:06	57.1	31/12/2011 5:16	57.5	1/1/2012 6:26	59.8	2/1/2012 23:36	60.5	4/1/2012 0:46	58.7
29/12/2011 3:01	57.2	30/12/2011 4:11	56.6	31/12/2011 5:21	57.4	1/1/2012 6:31	59.0	2/1/2012 23:41	60.6	4/1/2012 0:51	58.4
29/12/2011 3:06	56.8	30/12/2011 4:16	56.8	31/12/2011 5:26	58.0	1/1/2012 6:36	60.4	2/1/2012 23:46	60.1	4/1/2012 0:56	58.7
29/12/2011 3:11	56.0	30/12/2011 4:21	57.0	31/12/2011 5:31	58.4	1/1/2012 6:41	61.2	2/1/2012 23:51	60.1	4/1/2012 1:01	57.6
29/12/2011 3:16	55.7	30/12/2011 4:26	56.5	31/12/2011 5:36	58.6	1/1/2012 6:46	60.9	2/1/2012 23:56	60.4	4/1/2012 1:06	59.2
29/12/2011 3:21	56.0	30/12/2011 4:31	56.6	31/12/2011 5:41	58.6	1/1/2012 6:51	60.4	3/1/2012 0:01	60.3	4/1/2012 1:11	58.4
29/12/2011 3:26	56.7	30/12/2011 4:36	61.9	31/12/2011 5:46	58.6	1/1/2012 6:56	60.8	3/1/2012 0:06	60.2	4/1/2012 1:16	57.7
29/12/2011 3:31	56.0	30/12/2011 4:41	56.9	31/12/2011 5:51	59.7	1/1/2012 23:01	61.8	3/1/2012 0:11	60.5	4/1/2012 1:21	58.1
29/12/2011 3:36	56.3	30/12/2011 4:46	56.9	31/12/2011 5:56	59.5	1/1/2012 23:06	60.6	3/1/2012 0:16	60.2	4/1/2012 1:26	58.1
29/12/2011 3:41	56.7	30/12/2011 4:51	56.8	31/12/2011 6:01	58.6	1/1/2012 23:11	60.6	3/1/2012 0:21	60.4	4/1/2012 1:31	58.1
29/12/2011 3:46	55.7	30/12/2011 4:56	57.0	31/12/2011 6:06	58.1	1/1/2012 23:16	61.0	3/1/2012 0:26	60.0	4/1/2012 1:36	57.7
29/12/2011 3:51	54.8	30/12/2011 5:01	56.9	31/12/2011 6:11	59.8	1/1/2012 23:21	60.7	3/1/2012 0:31	58.8	4/1/2012 1:41	57.4
29/12/2011 3:56	55.9	30/12/2011 5:06	56.3	31/12/2011 6:16	59.4	1/1/2012 23:26	60.9	3/1/2012 0:36	59.1	4/1/2012 1:46	58.5
29/12/2011 4:01	56.6	30/12/2011 5:11	56.8	31/12/2011 6:21	60.2	1/1/2012 23:31	60.4	3/1/2012 0:41	58.2	4/1/2012 1:51	57.4
29/12/2011 4:06	56.7	30/12/2011 5:16	56.8	31/12/2011 6:26	60.4	1/1/2012 23:36	60.9	3/1/2012 0:46	58.6	4/1/2012 1:56	57.3
29/12/2011 4:11	55.6	30/12/2011 5:21	56.9	31/12/2011 6:31	60.8	1/1/2012 23:41	61.5	3/1/2012 0:51	58.8	4/1/2012 2:01	57.3
29/12/2011 4:16	57.2	30/12/2011 5:26	57.2	31/12/2011 6:36	62.2	1/1/2012 23:46	61.4	3/1/2012 0:56	58.0	4/1/2012 2:06	56.9
29/12/2011 4:21	56.1	30/12/2011 5:31	57.7	31/12/2011 6:41	62.1	1/1/2012 23:51	61.3	3/1/2012 1:01	58.6	4/1/2012 2:11	56.9
29/12/2011 4:26	55.1	30/12/2011 5:36	57.4	31/12/2011 6:46	63.2	1/1/2012 23:56	61.0	3/1/2012 1:06	58.8	4/1/2012 2:16	56.5
29/12/2011 4:31	55.7	30/12/2011 5:41	59.0	31/12/2011 6:51	63.2	2/1/2012 0:01	60.3	3/1/2012 1:11	57.2	4/1/2012 2:21	57.3
29/12/2011 4:36	56.2	30/12/2011 5:46	58.7	31/12/2011 6:56	62.3	2/1/2012 0:06	60.3	3/1/2012 1:16	58.4	4/1/2012 2:26	57.2
29/12/2011 4:41	55.6	30/12/2011 5:51	60.4	31/12/2011 23:01	61.2	2/1/2012 0:11	60.7	3/1/2012 1:21	58.1	4/1/2012 2:31	56.3
29/12/2011 4:46	58.8	30/12/2011 5:56	58.2	31/12/2011 23:06	61.9	2/1/2012 0:16	61.2	3/1/2012 1:26	57.3	4/1/2012 2:36	57.4
29/12/2011 4:51	56.7	30/12/2011 6:01	59.3	31/12/2011 23:11	62.0	2/1/2012 0:21	60.5	3/1/2012 1:31	57.7	4/1/2012 2:41	56.3
29/12/2011 4:56	55.8	30/12/2011 6:06	59.1	31/12/2011 23:16	62.2	2/1/2012 0:26	60.0	3/1/2012 1:36	57.3	4/1/2012 2:46	55.8
29/12/2011 5:01	55.6	30/12/2011 6:11	58.8	31/12/2011 23:21	61.4	2/1/2012 0:31	59.8	3/1/2012 1:41	57.7	4/1/2012 2:51	56.0
29/12/2011 5:06	57.3	30/12/2011 6:16	59.1	31/12/2011 23:26	61.7	2/1/2012 0:36	59.0	3/1/2012 1:46	57.4	4/1/2012 2:56	56.3
29/12/2011 5:11	55.9	30/12/2011 6:21	59.9	31/12/2011 23:31	62.5	2/1/2012 0:41	59.7	3/1/2012 1:51	57.4	4/1/2012 3:01	56.6
29/12/2011 5:16	56.4	30/12/2011 6:26	60.2	31/12/2011 23:36	61.7	2/1/2012 0:46	59.3	3/1/2012 1:56	57.1	4/1/2012 3:06	56.0
29/12/2011 5:21	56.7	30/12/2011 6:31	60.3	31/12/2011 23:41	60.8	2/1/2012 0:51	60.0	3/1/2012 2:01	56.8	4/1/2012 3:11	55.3
29/12/2011 5:26	56.3	30/12/2011 6:36	60.3	31/12/2011 23:46	60.3	2/1/2012 0:56	58.9	3/1/2012 2:06	56.4	4/1/2012 3:16	54.9
29/12/2011 5:31	56.9	30/12/2011 6:41	60.8	31/12/2011 23:51	61.2	2/1/2012 1:01	59.3	3/1/2012 2:11	57.0	4/1/2012 3:21	56.3
29/12/2011 5:36	60.0	30/12/2011 6:46	62.0	31/12/2011 23:56	60.0	2/1/2012 1:06	58.6	3/1/2012 2:16	55.9	4/1/2012 3:26	56.5
29/12/2011 5:41	58.4	30/12/2011 6:51	62.9	1/1/2012 0:01	64.4	2/1/2012 1:11	60.5	3/1/2012 2:21	56.0	4/1/2012 3:31	54.9
29/12/2011 5:46	58.9	30/12/2011 6:56	61.8	1/1/2012 0:06	63.6	2/1/2012 1:16	58.5	3/1/2012 2:26	57.7	4/1/2012 3:36	56.3
29/12/2011 5:51	58.0	30/12/2011 23:01	62.9	1/1/2012 0:11	60.9	2/1/2012 1:21	59.2	3/1/2012 2:31	56.5	4/1/2012 3:41	55.7
29/12/2011 5:56	58.9	30/12/2011 23:06	62.7	1/1/2012 0:16	62.0	2/1/2012 1:26	59.1	3/1/2012 2:36	55.4	4/1/2012 3:46	55.4
29/12/2011 6:01	61.1	30/12/2011 23:11	62.1	1/1/2012 0:21	60.8	2/1/2012 1:31	57.8	3/1/2012 2:41	55.4	4/1/2012 3:51	55.8
29/12/2011 6:06	60.3	30/12/2011 23:16	62.1	1/1/2012 0:26	61.1	2/1/2012 1:36	59.4	3/1/2012 2:46	55.8	4/1/2012 3:56	58.7
29/12/2011 6:11	59.7	30/12/2011 23:21	61.5	1/1/2012 0:31	61.6	2/1/2012 1:41	57.7	3/1/2012 2:51	58.2	4/1/2012 4:01	56.3
29/12/2011 6:16	58.6	30/12/2011 23:26	61.2	1/1/2012 0:36	61.2	2/1/2012 1:46	58.4	3/1/2012 2:56	55.5	4/1/2012 4:06	55.5
29/12/2011 6:21	59.4	30/12/2011 23:31	61.2	1/1/2012 0:41	61.7	2/1/2012 1:51	58.0	3/1/2012 3:01	55.3	4/1/2012 4:11	55.4
29/12/2011 6:26	59.7	30/12/2011 23:36	60.9	1/1/2012 0:46	61.3	2/1/2012 1:56	58.8	3/1/2012 3:06	55.5	4/1/2012 4:16	56.3
29/12/2011 6:31	59.0	30/12/2011 23:41	61.1	1/1/2012 0:51	61.3	2/1/2012 2:01	58.3	3/1/2012 3:11	56.4	4/1/2012 4:21	55.8
29/12/2011 6:36	60.7	30/12/2011 23:46	61.4	1/1/2012 0:56	60.8	2/1/2012 2:06	57.3	3/1/2012 3:16	55.5	4/1/2012 4:26	55.7
29/12/2011 6:41	60.8	30/12/2011 23:51	61.3	1/1/2012 1:01	61.2	2/1/2012 2:11	57.8	3/1/2012 3:21	54.7	4/1/2012 4:31	55.0
29/12/2011 6:46	61.7	30/12/2011 23:56	61.6	1/1/2012 1:06	61.1	2/1/2012 2:16	58.0	3/1/2012 3:26	56.1	4/1/2012 4:36	55.9
29/12/2011 6:51	61.0	31/12/2011 0:01	61.6	1/1/2012 1:11	60.7	2/1/2012 2:21	57.3	3/1/2012 3:31	54.6	4/1/2012 4:41	56.2
29/12/2011 6:56	62.2	31/12/2011 0:06	61.5	1/1/2012 1:16	61.8	2/1/2012 2:26	57.4	3/1/2012 3:36	55.3	4/1/2012 4:46	55.2
29/12/2011 23:01	61.7	31/12/2011 0:11	60.9	1/1/2012 1:21	60.8	2/1/2012 2:31	57.5	3/1/2012 3:41	55.5	4/1/2012 4:51	56.1
29/12/2011 23:06	62.2	31/12/2011 0:16	61.7	1/1/2012 1:26	61.3	2/1/2012 2:36	57.3	3/1/2012 3:46	55.4	4/1/2012 4:56	57.4
29/12/2011 23:11	61.9	31/12/2011 0:21	60.8	1/1/2012 1:31	61.2	2/1/2012 2:41	57.7	3/1/2012 3:51	59.6	4/1/2012 5:01	56.5
29/12/2011 23:16	61.3	31/12/2011 0:26	60.8	1/1/2012 1:36	61.6	2/1/2012 2:46	57.5	3/1/2012 3:56	56.0	4/1/2012 5:06	56.5
29/12/2011 23:21	61.4	31/12/2011 0:31	61.1	1/1/2012 1:41	60.4	2/1/2012 2:51	56.9	3/1/2012 4:01	54.5	4/1/2012 5:11	56.9
29/12/2011 23:26	61.3	31/12/2011 0:36	60.5	1/1/2012 1:46	61.0	2/1/2012 2:56	56.6	3/1/2012 4:06	56.6	4/1/2012 5:16	55.6
29/12/2011 23:31	62.6	31/12/2011 0:41	60.2	1/1/2012 1:51	60.8	2/1/2012 3:01	56.4	3/1/2012 4:11	54.2	4/1/2012 5:21	57.0
29/12/2011 23:36	60.9	31/12/2011 0:46	60.6	1/1/2012 1:56	60.1	2/1/2012 3:06	56.6	3/1/2012 4:16	55.7	4/1/2012 5:26	58.0
29/12/2011 23:41	61.0	31/12/2011 0:51	59.9	1/1/2012 2:01	59.9	2/1/2012 3:11	57.6	3/1/2012 4:21	54.9	4/1/2012 5:31	58.4
29/12/2011 23:46	61.5	31/12/2011 0:56	59.9	1/1/2012 2:06	60.3	2/1/2012 3:16	56.0	3/1/2012 4:26	55.1	4/1/2012 5:36	57.9
29/12/2011 23:51	61.3	31/12/2011 1:01	60.0	1/1/2012 2:11	60.2	2/1/2012 3:21	57.5	3/1/2012 4:31	57.3	4/1/2012 5:41	60.4
29/12/2011 23:56	61.0	31/12/2011 1:06	61.7	1/1/2012 2:16	60.6	2/1/2012 3:26	57.6	3/1/2012 4:36	56.3	4/1/2012 5:46	59.5
30/12/2011 0:01	61.2	31/12/2011 1:11	59.8	1/1/2012 2:21	60.0	2/1/2012 3:31	55.9	3/1/2012 4:41	53.9	4/1/2012 5:51	57.8
30/12/2011 0:06	60.9	31/12/2011 1:16	59.6	1/1/2012 2:26	60.4	2/1/2012 3:36	57.4	3/1/2012 4:46	57.8	4/1/2012 5:56	57.3
30/12/2011 0:11	60.5	31/12/2011 1:21	59.6	1/1/2012 2:31	60.1	2/1/2012 3:41	57.6	3/1/2012 4:51	54.8	4/1/2012 6:01	59.3
30/12/2011 0:16	60.9	31/12/2011 1:26	59.4	1/1/2012 2:36	59.9	2/1/2012 3:46	57.1	3/1/2012 4:56	56.4	4/1/2012 6:06	58.8
30/12/2011 0:21	61.0	31/12/2011 1:31	59.2	1/1/2012 2:41	60.6	2/1/2012 3:51	57.1	3/1/2012 5:01	55.1	4/1/2012 6:11	59.7
30/12/2011 0:26	60.6	31/12/2011 1:36	59.4	1/1/2012 2:46	59.6	2/1/2012 3:56	56.8	3/1/2012 5:06	58.0	4/1/2012 6:16	60.4
30/12/2011 0:31	60.9	31/12/2011 1:41	59.6	1/1/2012 2:51	60.9	2/1/2012 4:01	56.9	3/1/2012 5:11	55.5	4/1/2012 6:21	61.2
30/12/2011 0:36	60.6	31/12/2011 1:46	59.6	1/1/2012 2:56	59.5	2/1/2012 4:06	56.8	3/1/2012 5:16	58.9	4/1/2012 6:26	61.4
30/12/2011 0:41	59.9	31/12/2011 1:51	58.7	1/1/2012 3:01	59.6	2/1/2012 4:11	56.1	3/1/2012 5:21	56.3	4/1/2012 6:31	60.9
30/12/2011 0:46	59.3	31/12/2011 1:56	59.6	1/1/2012 3:06	59.3	2/1/2012 4:16	56.2	3/1/2012 5:26	57.5	4/1/2012 6:36	61.3
30/12/2011 0:51	60.2	31/12/2011 2:01	59.1	1/1/2012 3:11	59.4	2/1/2012 4:21	56.4	3/1/2012 5:31	58.5	4/1/2012 6:41	61.8
30/12/2011 0:56	59.3	31/12/2011 2:06	59.3	1/1/2012 3:16	59.8	2/1/2012 4:26	59.4	3/1/2012 5:36	58.3	4/1/2012 6:46	62.4
30/12/2011 1:01	59.3	31/12/2011 2:11	58.0	1/1/2012 3:21	59.4	2/1/2012 4:31	56.6	3/1/2012 5:41	58.5	4/1/2012 6:51	62.1
30/12/2011 1:06	58.4	31/12/2011 2:16	58.8	1/1/2012 3:26	59.2	2/1/2012 4:36	55.9	3/1/2012 5:46	58.9	4/1/2012 6:56	62.2
30/12/2011 1:11	59.4	31/12/2011 2:21	59.3	1/1/2012 3:31	59.7	2/1/2012 4:41	56.7	3/1/2012 5:51	58.4	4/1/2012 23:01	62.0
30/12/2011 1:16	59.2	31/12/2011 2:26	58.2	1/1/2012 3:36	59.6	2/1/2012 4:46	56.0	3/1/2012 5:56	59.7	4/1/2012 23:06	62.6
30/12/2011 1:21	58.8	31/12/2011 2:31	58.7	1/1/2012 3:41	59.5	2/1/2012 4:51	57.2	3/1/2012 6:01	59.3	4/1/2012 23:11	62.0
30/12/2011 1:26	58.0	31/12/2011 2:36	58.1	1/1/2012 3:46	61.4	2/1/2012 4:56	55.3	3/1/2012 6:06	58.8	4/1/2012 23:16	61.5
30/12/2011 1:31	57.9	31/12/2011 2:41	58.5	1/1/2012 3:51	59.7	2/1/2012 5:01	57.2	3/1/2012 6:11	59.8	4/1/2012 23:21	62.2
30/12/2011 1:36	58.5	31/12/2011 2:46	59.2	1/1/2012 3:56	59.1	2/1/2012 5:06	56.4	3/1/2012 6:16	60.0	4/1/2012 23:26	62.1

Real-time Noise Data RTN2 (Oil Street Community Liaison Centre)

4/1/2012 23:31	61.1	6/1/2012 0:41	59.5	7/1/2012 1:51	60.1	8/1/2012 3:01	56.8	9/1/2012 4:11	54.6	10/1/2012 5:21	55.4
4/1/2012 23:36	60.8	6/1/2012 0:46	59.2	7/1/2012 1:56	59.3	8/1/2012 3:06	57.7	9/1/2012 4:16	54.9	10/1/2012 5:26	56.7
4/1/2012 23:41	60.3	6/1/2012 0:51	60.3	7/1/2012 2:01	60.0	8/1/2012 3:11	58.7	9/1/2012 4:21	54.8	10/1/2012 5:31	57.6
4/1/2012 23:46	61.7	6/1/2012 0:56	58.7	7/1/2012 2:06	59.0	8/1/2012 3:16	58.3	9/1/2012 4:26	55.7	10/1/2012 5:36	64.3
4/1/2012 23:51	61.8	6/1/2012 1:01	59.0	7/1/2012 2:11	58.8	8/1/2012 3:21	58.2	9/1/2012 4:31	55.8	10/1/2012 5:41	62.5
4/1/2012 23:56	60.2	6/1/2012 1:06	58.9	7/1/2012 2:16	59.5	8/1/2012 3:26	57.8	9/1/2012 4:36	55.7	10/1/2012 5:46	58.8
5/1/2012 0:01	61.3	6/1/2012 1:11	59.1	7/1/2012 2:21	58.7	8/1/2012 3:31	58.4	9/1/2012 4:41	56.9	10/1/2012 5:51	59.1
5/1/2012 0:06	60.6	6/1/2012 1:16	59.1	7/1/2012 2:26	59.0	8/1/2012 3:36	58.5	9/1/2012 4:46	55.2	10/1/2012 5:56	58.6
5/1/2012 0:11	60.8	6/1/2012 1:21	58.4	7/1/2012 2:31	58.7	8/1/2012 3:41	57.3	9/1/2012 4:51	56.2	10/1/2012 6:01	58.7
5/1/2012 0:16	60.5	6/1/2012 1:26	58.0	7/1/2012 2:36	58.2	8/1/2012 3:46	58.2	9/1/2012 4:56	55.7	10/1/2012 6:06	59.0
5/1/2012 0:21	60.5	6/1/2012 1:31	57.5	7/1/2012 2:41	58.3	8/1/2012 3:51	57.4	9/1/2012 5:01	55.2	10/1/2012 6:11	59.6
5/1/2012 0:26	60.4	6/1/2012 1:36	58.2	7/1/2012 2:46	59.4	8/1/2012 3:56	57.5	9/1/2012 5:06	56.7	10/1/2012 6:16	59.8
5/1/2012 0:31	59.9	6/1/2012 1:41	58.0	7/1/2012 2:51	59.0	8/1/2012 4:01	57.2	9/1/2012 5:11	55.7	10/1/2012 6:21	59.8
5/1/2012 0:36	58.8	6/1/2012 1:46	58.5	7/1/2012 2:56	58.2	8/1/2012 4:06	57.6	9/1/2012 5:16	58.3	10/1/2012 6:26	60.3
5/1/2012 0:41	59.3	6/1/2012 1:51	58.6	7/1/2012 3:01	58.7	8/1/2012 4:11	57.7	9/1/2012 5:21	57.9	10/1/2012 6:31	60.9
5/1/2012 0:46	58.8	6/1/2012 1:56	58.4	7/1/2012 3:06	58.8	8/1/2012 4:16	57.4	9/1/2012 5:26	56.3	10/1/2012 6:36	62.7
5/1/2012 0:51	58.9	6/1/2012 2:01	57.9	7/1/2012 3:11	59.6	8/1/2012 4:21	56.9	9/1/2012 5:31	56.7	10/1/2012 6:41	62.2
5/1/2012 0:56	58.8	6/1/2012 2:06	57.8	7/1/2012 3:16	58.9	8/1/2012 4:26	57.1	9/1/2012 5:36	57.7	10/1/2012 6:46	62.7
5/1/2012 1:01	58.9	6/1/2012 2:11	56.9	7/1/2012 3:21	58.0	8/1/2012 4:31	57.3	9/1/2012 5:41	59.3	10/1/2012 6:51	62.0
5/1/2012 1:06	58.5	6/1/2012 2:16	57.0	7/1/2012 3:26	58.3	8/1/2012 4:36	57.2	9/1/2012 5:46	62.9	10/1/2012 6:56	62.5
5/1/2012 1:11	57.9	6/1/2012 2:21	57.8	7/1/2012 3:31	58.8	8/1/2012 4:41	58.0	9/1/2012 5:51	58.3	10/1/2012 23:01	61.5
5/1/2012 1:16	58.1	6/1/2012 2:26	57.4	7/1/2012 3:36	57.9	8/1/2012 4:46	57.8	9/1/2012 5:56	57.9	10/1/2012 23:06	61.4
5/1/2012 1:21	58.7	6/1/2012 2:31	57.6	7/1/2012 3:41	58.5	8/1/2012 4:51	57.3	9/1/2012 6:01	58.3	10/1/2012 23:11	62.3
5/1/2012 1:26	58.4	6/1/2012 2:36	57.1	7/1/2012 3:46	57.6	8/1/2012 4:56	58.2	9/1/2012 6:06	60.4	10/1/2012 23:16	61.1
5/1/2012 1:31	58.6	6/1/2012 2:41	56.7	7/1/2012 3:51	57.6	8/1/2012 5:01	57.0	9/1/2012 6:11	59.6	10/1/2012 23:21	61.2
5/1/2012 1:36	58.8	6/1/2012 2:46	57.1	7/1/2012 3:56	57.0	8/1/2012 5:06	57.5	9/1/2012 6:16	60.1	10/1/2012 23:26	60.8
5/1/2012 1:41	57.4	6/1/2012 2:51	56.2	7/1/2012 4:01	58.0	8/1/2012 5:11	57.2	9/1/2012 6:21	61.0	10/1/2012 23:31	61.7
5/1/2012 1:46	58.2	6/1/2012 2:56	55.8	7/1/2012 4:06	57.2	8/1/2012 5:16	57.4	9/1/2012 6:26	60.8	10/1/2012 23:36	61.2
5/1/2012 1:51	57.8	6/1/2012 3:01	56.7	7/1/2012 4:11	57.1	8/1/2012 5:21	58.4	9/1/2012 6:31	60.3	10/1/2012 23:41	60.8
5/1/2012 1:56	57.5	6/1/2012 3:06	57.1	7/1/2012 4:16	57.8	8/1/2012 5:26	57.4	9/1/2012 6:36	64.3	10/1/2012 23:46	61.2
5/1/2012 2:01	57.8	6/1/2012 3:11	56.7	7/1/2012 4:21	57.2	8/1/2012 5:31	58.0	9/1/2012 6:41	61.9	10/1/2012 23:51	61.8
5/1/2012 2:06	56.7	6/1/2012 3:16	56.2	7/1/2012 4:26	57.4	8/1/2012 5:36	57.5	9/1/2012 6:46	62.8	10/1/2012 23:56	61.1
5/1/2012 2:11	58.9	6/1/2012 3:21	55.6	7/1/2012 4:31	57.7	8/1/2012 5:41	58.8	9/1/2012 6:51	61.7	11/1/2012 0:01	60.6
5/1/2012 2:16	57.6	6/1/2012 3:26	55.9	7/1/2012 4:36	57.5	8/1/2012 5:46	63.8	9/1/2012 6:56	62.8	11/1/2012 0:06	60.1
5/1/2012 2:21	57.2	6/1/2012 3:31	56.3	7/1/2012 4:41	57.3	8/1/2012 5:51	57.8	9/1/2012 23:01	62.1	11/1/2012 0:11	61.4
5/1/2012 2:26	56.1	6/1/2012 3:36	56.3	7/1/2012 4:46	57.9	8/1/2012 5:56	59.6	9/1/2012 23:06	62.8	11/1/2012 0:16	59.8
5/1/2012 2:31	56.9	6/1/2012 3:41	56.1	7/1/2012 4:51	57.8	8/1/2012 6:01	58.3	9/1/2012 23:11	61.1	11/1/2012 0:21	60.3
5/1/2012 2:36	55.8	6/1/2012 3:46	55.8	7/1/2012 4:56	57.6	8/1/2012 6:06	58.6	9/1/2012 23:16	61.3	11/1/2012 0:26	61.1
5/1/2012 2:41	56.5	6/1/2012 3:51	56.8	7/1/2012 5:01	57.3	8/1/2012 6:11	60.5	9/1/2012 23:21	64.9	11/1/2012 0:31	59.7
5/1/2012 2:46	57.7	6/1/2012 3:56	55.9	7/1/2012 5:06	58.2	8/1/2012 6:16	59.3	9/1/2012 23:26	60.8	11/1/2012 0:36	59.4
5/1/2012 2:51	57.6	6/1/2012 4:01	56.8	7/1/2012 5:11	57.8	8/1/2012 6:21	59.7	9/1/2012 23:31	60.9	11/1/2012 0:41	59.3
5/1/2012 2:56	55.6	6/1/2012 4:06	55.6	7/1/2012 5:16	58.2	8/1/2012 6:26	59.6	9/1/2012 23:36	60.4	11/1/2012 0:46	59.5
5/1/2012 3:01	57.0	6/1/2012 4:11	55.9	7/1/2012 5:21	57.4	8/1/2012 6:31	59.9	9/1/2012 23:41	60.9	11/1/2012 0:51	59.6
5/1/2012 3:06	56.2	6/1/2012 4:16	56.2	7/1/2012 5:26	58.5	8/1/2012 6:36	60.3	9/1/2012 23:46	61.3	11/1/2012 0:56	58.8
5/1/2012 3:11	56.3	6/1/2012 4:21	56.1	7/1/2012 5:31	58.1	8/1/2012 6:41	60.5	9/1/2012 23:51	60.7	11/1/2012 1:01	58.5
5/1/2012 3:16	56.4	6/1/2012 4:26	55.9	7/1/2012 5:36	63.8	8/1/2012 6:46	61.5	9/1/2012 23:56	61.1	11/1/2012 1:06	58.6
5/1/2012 3:21	55.9	6/1/2012 4:31	55.8	7/1/2012 5:41	59.1	8/1/2012 6:51	61.2	10/1/2012 0:01	61.7	11/1/2012 1:11	58.7
5/1/2012 3:26	55.8	6/1/2012 4:36	56.1	7/1/2012 5:46	59.6	8/1/2012 6:56	61.1	10/1/2012 0:06	60.2	11/1/2012 1:16	59.4
5/1/2012 3:31	56.4	6/1/2012 4:41	56.1	7/1/2012 5:51	59.2	8/1/2012 23:01	61.3	10/1/2012 0:11	60.6	11/1/2012 1:21	58.5
5/1/2012 3:36	56.4	6/1/2012 4:46	55.9	7/1/2012 5:56	58.8	8/1/2012 23:06	62.3	10/1/2012 0:16	60.7	11/1/2012 1:26	57.9
5/1/2012 3:41	58.8	6/1/2012 4:51	55.5	7/1/2012 6:01	58.9	8/1/2012 23:11	61.6	10/1/2012 0:21	60.4	11/1/2012 1:31	58.6
5/1/2012 3:46	57.4	6/1/2012 4:56	57.3	7/1/2012 6:06	59.0	8/1/2012 23:16	61.9	10/1/2012 0:26	59.7	11/1/2012 1:36	58.9
5/1/2012 3:51	54.5	6/1/2012 5:01	56.5	7/1/2012 6:11	59.7	8/1/2012 23:21	60.8	10/1/2012 0:31	60.9	11/1/2012 1:41	58.0
5/1/2012 3:56	55.4	6/1/2012 5:06	57.4	7/1/2012 6:16	59.6	8/1/2012 23:26	60.6	10/1/2012 0:36	58.9	11/1/2012 1:46	57.4
5/1/2012 4:01	55.7	6/1/2012 5:11	56.6	7/1/2012 6:21	60.0	8/1/2012 23:31	60.7	10/1/2012 0:41	58.9	11/1/2012 1:51	57.4
5/1/2012 4:06	54.7	6/1/2012 5:16	58.6	7/1/2012 6:26	61.0	8/1/2012 23:36	60.3	10/1/2012 0:46	58.1	11/1/2012 1:56	57.2
5/1/2012 4:11	55.9	6/1/2012 5:21	56.7	7/1/2012 6:31	61.1	8/1/2012 23:41	61.4	10/1/2012 0:51	60.1	11/1/2012 2:01	57.0
5/1/2012 4:16	56.5	6/1/2012 5:26	57.2	7/1/2012 6:36	61.0	8/1/2012 23:46	59.8	10/1/2012 0:56	58.5	11/1/2012 2:06	57.6
5/1/2012 4:21	55.9	6/1/2012 5:31	58.8	7/1/2012 6:41	61.1	8/1/2012 23:51	60.5	10/1/2012 1:01	59.9	11/1/2012 2:11	56.3
5/1/2012 4:26	55.5	6/1/2012 5:36	58.6	7/1/2012 6:46	60.2	8/1/2012 23:56	60.2	10/1/2012 1:06	58.4	11/1/2012 2:16	57.3
5/1/2012 4:31	56.7	6/1/2012 5:41	58.0	7/1/2012 6:51	61.7	9/1/2012 0:01	60.7	10/1/2012 1:11	58.4	11/1/2012 2:21	56.4
5/1/2012 4:36	55.2	6/1/2012 5:46	59.2	7/1/2012 6:56	64.2	9/1/2012 0:06	60.8	10/1/2012 1:16	58.6	11/1/2012 2:26	56.9
5/1/2012 4:41	55.5	6/1/2012 5:51	60.2	7/1/2012 23:01	61.5	9/1/2012 0:11	59.8	10/1/2012 1:21	58.8	11/1/2012 2:31	56.0
5/1/2012 4:46	56.4	6/1/2012 5:56	60.1	7/1/2012 23:06	62.7	9/1/2012 0:16	61.3	10/1/2012 1:26	57.3	11/1/2012 2:36	56.1
5/1/2012 4:51	56.2	6/1/2012 6:01	59.9	7/1/2012 23:11	62.5	9/1/2012 0:21	59.3	10/1/2012 1:31	57.1	11/1/2012 2:41	55.2
5/1/2012 4:56	55.9	6/1/2012 6:06	59.9	7/1/2012 23:16	61.1	9/1/2012 0:26	61.8	10/1/2012 1:36	57.3	11/1/2012 2:46	56.4
5/1/2012 5:01	56.5	6/1/2012 6:11	59.4	7/1/2012 23:21	61.3	9/1/2012 0:31	59.2	10/1/2012 1:41	58.0	11/1/2012 2:51	55.6
5/1/2012 5:06	57.7	6/1/2012 6:16	59.5	7/1/2012 23:26	61.9	9/1/2012 0:36	58.6	10/1/2012 1:46	56.9	11/1/2012 2:56	55.5
5/1/2012 5:11	56.8	6/1/2012 6:21	60.5	7/1/2012 23:31	61.6	9/1/2012 0:41	59.2	10/1/2012 1:51	56.7	11/1/2012 3:01	55.4
5/1/2012 5:16	56.8	6/1/2012 6:26	60.8	7/1/2012 23:36	61.5	9/1/2012 0:46	58.2	10/1/2012 1:56	57.3	11/1/2012 3:06	55.0
5/1/2012 5:21	55.9	6/1/2012 6:31	60.7	7/1/2012 23:41	61.9	9/1/2012 0:51	57.6	10/1/2012 2:01	56.8	11/1/2012 3:11	55.1
5/1/2012 5:26	56.8	6/1/2012 6:36	61.8	7/1/2012 23:46	61.5	9/1/2012 0:56	58.6	10/1/2012 2:06	58.1	11/1/2012 3:16	56.7
5/1/2012 5:31	57.1	6/1/2012 6:41	61.4	7/1/2012 23:51	62.2	9/1/2012 1:01	58.8	10/1/2012 2:11	58.2	11/1/2012 3:21	56.3
5/1/2012 5:36	58.5	6/1/2012 6:46	62.4	7/1/2012 23:56	62.2	9/1/2012 1:06	57.9	10/1/2012 2:16	56.3	11/1/2012 3:26	56.7
5/1/2012 5:41	58.4	6/1/2012 6:51	63.1	8/1/2012 0:01	61.8	9/1/2012 1:11	57.9	10/1/2012 2:21	56.1	11/1/2012 3:31	55.9
5/1/2012 5:46	59.0	6/1/2012 6:56	63.3	8/1/2012 0:06	61.7	9/1/2012 1:16	59.2	10/1/2012 2:26	56.9	11/1/2012 3:36	55.3
5/1/2012 5:51	60.7	6/1/2012 23:01	61.5	8/1/2012 0:11	61.1	9/1/2012 1:21	59.7	10/1/2012 2:31	56.9	11/1/2012 3:41	55.2
5/1/2012 5:56	58.1	6/1/2012 23:06	62.5	8/1/2012 0:16	62.0	9/1/2012 1:26	57.7	10/1/2012 2:36	54.9	11/1/2012 3:46	56.6
5/1/2012 6:01	59.4	6/1/2012 23:11	62.3	8/1/2012 0:21	61.9	9/1/2012 1:31	57.8	10/1/2012 2:41	55.9	11/1/2012 3:51	55.8
5/1/2012 6:06	59.3	6/1/2012 23:16	62.3	8/1/2012 0:26	61.3	9/1/2012 1:36	58.8	10/1/2012 2:46	56.3	11/1/2012 3:56	56.4
5/1/2012 6:11	59.5	6/1/2012 23:21	62.9	8/1/2012 0:31	61.4	9/1/2012 1:41	56.4	10/1/2012 2:51	56.4	11/1/2012 4:01	55.0
5/1/2012 6:16	59.3	6/1/2012 23:26	61.9	8/1/2012 0:36	60.3	9/1/2012 1:46	56.7	10/1/2012 2:56	55.8	11/1/2012 4:06	55.3
5/1/2012 6:21	60.4	6/1/2012 23:31	61.7	8/1/2012 0:41	60.6	9/1/2012 1:51	55.5	10/1/2012 3:01	55.8	11/1/2012 4:11	55.1
5/1/2012 6:26	60.9	6/1/2012 23:36	62.1	8/1/2012 0:46	59.6	9/1/2012 1:56	57.7	10/1/2012 3:06	56.0	11/1/2012 4:16	55.7
5/1/2012 6:31	64.5	6/1/2012 23:41	61.8	8/1/2012 0:51	62.1	9/1/2012 2:01	56.7	10/1/2012 3:11	56.4	11/1/2012 4:21	55.0
5/1/2012 6:36	61.3	6/1/2012 23:46	62.0	8/1/2012 0:56	59.9	9/1/2012 2:06	56.0	10/1/2012 3:16	55.7	11/1/2012 4:26	58.0
5/1/2012 6:41	63.8	6/1/2012 23:51	62.0	8/1/2012 1:01	59.8	9/1/2012 2:11	54.8	10/1/2012 3:21	54.3	11/1/2012 4:31	55.4
5/1/2012 6:46	62.3	6/1/2012 23:56	61.6	8/1/2012 1:06	60.1	9/1/2012 2:16	56.4	10/1/2012 3:26	56.2	11/1/2012 4:36	55.6
5/1/2012 6:51	62.1	7/1/2012 0:01	62.5	8/1/2012 1:11	59.4	9/1/2012 2:21	55.1	10/1/2012 3:31	55.5	11/1/2012 4:41	55.9
5/1/2012 6:56	62.4	7/1/2012 0:06	62.2	8/1/2012 1:16	59.5	9/1/2012 2:26	56.0	10/1/2012 3:36	54.9	11/1/2012 4:46	55.4
5/1/2012 23:01	62.9	7/1/2012 0:11	62.8	8/1/2012 1:21	59.8	9/1/2012 2:31	55.3	10/1/2012 3:41	55.5	11/1/2012 4:51	56.5
5/1/2012 23:06	62.2	7/1/2012 0:16	61.8	8/1/2012 1:26	59.2	9/1/2012 2:36	55.3	10/1/2012 3:46	56.1	11/1/2012 4:56	56.3
5/1/2012 23:11	61.8	7/1/2012 0:21	61.6	8/1/2012 1:31	58.8	9/1/2012 2:41	56.0	10/1/2012 3:51	57.1	11/1/2012 5:01	55.3
5/1/2012 23:16	61.5	7/1/2012 0:26	61.4	8/1/2012 1:36	60.8	9/1/2012 2:46	56.8	10/1/2012 3:56	55.4	11/1/2012 5:06	57.0
5/1/2012 23:21	62.1	7/1/2012 0:31	61.6	8/1/2012 1:41	59.6	9/1/2012 2:51	55.7	10/1/2012 4:01	54.3	11/1/2012 5:11	56.0
5/1/2012 23:26	62.3	7/1/2012 0:36	61.0	8/1/2012 1:46	59.5	9/1/2012 2:56	55.9	10/1/2012 4:06	55.6	11/1/2012 5:16	56.5
5/1/2012 23:31	61.5	7/1/2012 0:41	61.1	8/1/2012 1:51	59.8	9/1/2012 3:01	55.2	10/1/2012 4:11	56.3	11/1/2012 5:21	58.3
5/1/2012 23:36	61.6	7/1/2012 0:46	61.0	8/1/2012 1:56	59.4	9/1/2012 3:06	55.9	10/1/2012 4:16	55.7	11/1/2012 5:26	57.2
5/1/2012 23:41	61.4	7/1/2012 0:51	60.9	8/1/2012 2:01	58.5	9/1/2012 3:11	55.3	10/1/2012 4:21	55.7	11/1/2012 5:31	58.0
5/1/2012 23:46	61.1	7/1/2012 0:56	60.6	8/1/2012 2:06	58.4	9/1/2012 3:16	57.2	10/1/2012 4:26	56.1	11/1/2012 5:36	57.8
5/1/2012 23:51	61.3	7/1/2012 1:01	60.4	8/1/2012 2:11	58.6	9/1/2012 3:21	54.4	10/1/2012 4:31	55.3	11/1/2012 5:41	58.1
5/1/2012 23:56	61.2	7/1/2012 1:06	60.7	8/1/2012 2:16	60.0	9/1/2012 3:26	53.9	10/1/2012 4:36	54.5	11/1/2012 5:46	60.2
6/1/2012 0:01	60.9	7/1/2012 1:11	60.1	8/1/2012 2:21	58.4	9/1/2012 3:31	54.6	10/1/2012 4:41	55.5	11/1/2012 5:51	59.0
6/1/2012 0:06	60.9	7/1/2012 1:16	59.8	8/1/2012 2:26	58.8	9/1/2012 3:36	54.5	10/1/2012 4:46	57.0	11/1/2012 5:56	57.5
6/1/2012 0:11	60.8	7/1/2012 1:21	59.7	8/1/2012 2:31	59.9	9/1/2012 3:41	55.4	10/1/2012 4:51	55.6	11/1/2012 6:01	58.4
6/1/2012 0:16	61.8	7/1/2012 1:26	59.9	8/1/2012 2:36	58.8	9/1/2012 3:46	55.3	10/1/2012 4:56	56.4	11/1/2012 6:06	58.9
6/1/2012 0:21	60.7	7/1/2012 1:31	60.4	8/1/2012 2:41	58.6	9/1/2012 3:51	55.8	10/1/2012 5:01	56.5	11/1/2012 6:11	59.7
6/1/2012 0:26	61.1	7/1/2012 1:36	60.0	8/1/2012 2:46	59.7	9/1/2012 3:56	55.0	10/1/2012 5:06	56.6	11/1/2012 6:16	59.6
6/1/2012 0:31	60.9	7/1/2012 1:41	59.6	8/1/2012 2:51	58.5	9/1/2012 4:01	54.8	10/1/2012 5:11	58.5	11/1/2012 6:21	60.2
6/1/2012 0:36	59.7	7/1/2012 1:46	59.5	8/1/2012 2:56	58.2	9/1/2012 4:06	55.9	10/1/2012 5:16	57.2	11/1/2012 6:26	60.5

Real-time Noise Data RTN2 (Oil Street Community Liaison Centre)

11/1/2012 6:31	61.3
11/1/2012 6:36	60.9
11/1/2012 6:41	62.3
11/1/2012 6:46	62.7
11/1/2012 6:51	61.8
11/1/2012 6:56	62.2
11/1/2012 23:01	61.6
11/1/2012 23:06	61.7
11/1/2012 23:11	61.2
11/1/2012 23:16	62.1
11/1/2012 23:21	60.9
11/1/2012 23:26	61.1
11/1/2012 23:31	61.2
11/1/2012 23:36	61.1
11/1/2012 23:41	61.6
11/1/2012 23:46	60.9
11/1/2012 23:51	60.9
11/1/2012 23:56	60.6
12/1/2012 0:01	60.8
12/1/2012 0:06	60.4
12/1/2012 0:11	60.8
12/1/2012 0:16	61.0
12/1/2012 0:21	60.3
12/1/2012 0:26	61.0
12/1/2012 0:31	60.2
12/1/2012 0:36	59.7
12/1/2012 0:41	60.0
12/1/2012 0:46	59.7
12/1/2012 0:51	58.7
12/1/2012 0:56	59.2
12/1/2012 1:01	58.4
12/1/2012 1:06	58.6
12/1/2012 1:11	59.0
12/1/2012 1:16	58.3
12/1/2012 1:21	58.2
12/1/2012 1:26	60.3
12/1/2012 1:31	60.5
12/1/2012 1:36	60.3
12/1/2012 1:41	59.5
12/1/2012 1:46	60.3
12/1/2012 1:51	59.4
12/1/2012 1:56	59.0
12/1/2012 2:01	58.9
12/1/2012 2:06	57.8
12/1/2012 2:11	58.0
12/1/2012 2:16	58.4
12/1/2012 2:21	57.8
12/1/2012 2:26	58.6
12/1/2012 2:31	58.1
12/1/2012 2:36	57.7
12/1/2012 2:41	57.3
12/1/2012 2:46	57.8
12/1/2012 2:51	56.6
12/1/2012 2:56	57.0
12/1/2012 3:01	55.9
12/1/2012 3:06	57.6
12/1/2012 3:11	57.7
12/1/2012 3:16	57.8
12/1/2012 3:21	57.1
12/1/2012 3:26	58.0
12/1/2012 3:31	56.8
12/1/2012 3:36	56.5
12/1/2012 3:41	57.2
12/1/2012 3:46	57.0
12/1/2012 3:51	56.3
12/1/2012 3:56	57.2
12/1/2012 4:01	56.6
12/1/2012 4:06	56.2
12/1/2012 4:11	55.1
12/1/2012 4:16	56.6
12/1/2012 4:21	56.2
12/1/2012 4:26	57.1
12/1/2012 4:31	56.5
12/1/2012 4:36	55.6
12/1/2012 4:41	57.1
12/1/2012 4:46	56.4
12/1/2012 4:51	58.5
12/1/2012 4:56	56.9
12/1/2012 5:01	56.8
12/1/2012 5:06	58.0
12/1/2012 5:11	56.5
12/1/2012 5:16	58.7
12/1/2012 5:21	57.2
12/1/2012 5:26	58.9
12/1/2012 5:31	60.8
12/1/2012 5:36	59.0
12/1/2012 5:41	59.2
12/1/2012 5:46	59.0
12/1/2012 5:51	59.6
12/1/2012 5:56	58.3
12/1/2012 6:01	59.1
12/1/2012 6:06	59.5
12/1/2012 6:11	60.2
12/1/2012 6:16	61.0
12/1/2012 6:21	61.1
12/1/2012 6:26	61.2
12/1/2012 6:31	61.1
12/1/2012 6:36	62.3
12/1/2012 6:41	61.9
12/1/2012 6:46	63.4
12/1/2012 6:51	62.6
12/1/2012 6:56	62.7
12/1/2012 23:01	62.5
12/1/2012 23:06	61.3
12/1/2012 23:11	62.0
12/1/2012 23:16	62.1
12/1/2012 23:21	62.1
12/1/2012 23:26	61.9
12/1/2012 23:31	61.9
12/1/2012 23:36	61.7

12/1/2012 23:41	61.1
12/1/2012 23:46	61.7
12/1/2012 23:51	61.0
12/1/2012 23:56	61.0
13/1/2012 0:01	61.3
13/1/2012 0:06	61.3
13/1/2012 0:11	61.2
13/1/2012 0:16	60.9
13/1/2012 0:21	60.2
13/1/2012 0:26	60.6
13/1/2012 0:31	60.3
13/1/2012 0:36	60.3
13/1/2012 0:41	60.4
13/1/2012 0:46	60.0
13/1/2012 0:51	60.3
13/1/2012 0:56	58.1
13/1/2012 1:01	59.3
13/1/2012 1:06	59.1
13/1/2012 1:11	58.8
13/1/2012 1:16	58.6
13/1/2012 1:21	59.4
13/1/2012 1:26	59.5
13/1/2012 1:31	59.2
13/1/2012 1:36	58.9
13/1/2012 1:41	58.5
13/1/2012 1:46	58.2
13/1/2012 1:51	59.1
13/1/2012 1:56	57.6
13/1/2012 2:01	58.5
13/1/2012 2:06	57.0
13/1/2012 2:11	57.6
13/1/2012 2:16	57.8
13/1/2012 2:21	57.3
13/1/2012 2:26	56.9
13/1/2012 2:31	57.4
13/1/2012 2:36	56.7
13/1/2012 2:41	57.3
13/1/2012 2:46	57.5
13/1/2012 2:51	56.4
13/1/2012 2:56	56.6
13/1/2012 3:01	55.6
13/1/2012 3:06	56.8
13/1/2012 3:11	55.8
13/1/2012 3:16	56.7
13/1/2012 3:21	57.4
13/1/2012 3:26	55.5
13/1/2012 3:31	57.5
13/1/2012 3:36	56.4
13/1/2012 3:41	56.8
13/1/2012 3:46	56.7
13/1/2012 3:51	55.7
13/1/2012 3:56	58.4
13/1/2012 4:01	56.8
13/1/2012 4:06	55.0
13/1/2012 4:11	56.5
13/1/2012 4:16	56.6
13/1/2012 4:21	55.9
13/1/2012 4:26	55.4
13/1/2012 4:31	56.3
13/1/2012 4:36	55.8
13/1/2012 4:41	56.8
13/1/2012 4:46	55.5
13/1/2012 4:51	55.2
13/1/2012 4:56	55.8
13/1/2012 5:01	56.4
13/1/2012 5:06	57.5
13/1/2012 5:11	56.9
13/1/2012 5:16	56.7
13/1/2012 5:21	56.1
13/1/2012 5:26	57.0
13/1/2012 5:31	57.1
13/1/2012 5:36	58.5
13/1/2012 5:41	58.4
13/1/2012 5:46	59.1
13/1/2012 5:51	59.1
13/1/2012 5:56	58.4
13/1/2012 6:01	59.4
13/1/2012 6:06	59.1
13/1/2012 6:11	59.7
13/1/2012 6:16	59.8
13/1/2012 6:21	59.8
13/1/2012 6:26	60.7
13/1/2012 6:31	60.8
13/1/2012 6:36	61.1
13/1/2012 6:41	62.1
13/1/2012 6:46	63.0
13/1/2012 6:51	61.8
13/1/2012 6:56	62.4
13/1/2012 23:01	62.6
13/1/2012 23:06	62.6
13/1/2012 23:11	63.3
13/1/2012 23:16	62.3
13/1/2012 23:21	61.9
13/1/2012 23:26	62.8
13/1/2012 23:31	62.0
13/1/2012 23:36	62.5
13/1/2012 23:41	62.1
13/1/2012 23:46	61.9
13/1/2012 23:51	62.0
13/1/2012 23:56	61.9
14/1/2012 0:01	62.1
14/1/2012 0:06	61.6
14/1/2012 0:11	61.3
14/1/2012 0:16	62.4
14/1/2012 0:21	62.1
14/1/2012 0:26	61.8
14/1/2012 0:31	62.0
14/1/2012 0:36	61.2
14/1/2012 0:41	60.8
14/1/2012 0:46	60.5

14/1/2012 0:51	60.7
14/1/2012 0:56	60.6
14/1/2012 1:01	60.3
14/1/2012 1:06	60.8
14/1/2012 1:11	60.9
14/1/2012 1:16	59.8
14/1/2012 1:21	60.6
14/1/2012 1:26	60.8
14/1/2012 1:31	61.1
14/1/2012 1:36	60.5
14/1/2012 1:41	60.5
14/1/2012 1:46	60.4
14/1/2012 1:51	60.3
14/1/2012 1:56	59.9
14/1/2012 2:01	59.8
14/1/2012 2:06	59.7
14/1/2012 2:11	59.3
14/1/2012 2:16	59.4
14/1/2012 2:21	58.6
14/1/2012 2:26	59.2
14/1/2012 2:31	59.4
14/1/2012 2:36	59.7
14/1/2012 2:41	58.3
14/1/2012 2:46	58.6
14/1/2012 2:51	58.5
14/1/2012 2:56	59.0
14/1/2012 3:01	58.4
14/1/2012 3:06	58.5
14/1/2012 3:11	58.4
14/1/2012 3:16	58.6
14/1/2012 3:21	58.2
14/1/2012 3:26	58.4
14/1/2012 3:31	59.2
14/1/2012 3:36	58.3
14/1/2012 3:41	58.5
14/1/2012 3:46	58.3
14/1/2012 3:51	58.6
14/1/2012 3:56	59.1
14/1/2012 4:01	57.4
14/1/2012 4:06	57.9
14/1/2012 4:11	58.5
14/1/2012 4:16	58.5
14/1/2012 4:21	57.2
14/1/2012 4:26	57.9
14/1/2012 4:31	58.3
14/1/2012 4:36	57.8
14/1/2012 4:41	59.0
14/1/2012 4:46	57.6
14/1/2012 4:51	58.0
14/1/2012 4:56	58.2
14/1/2012 5:01	57.1
14/1/2012 5:06	58.1
14/1/2012 5:11	57.5
14/1/2012 5:16	58.7
14/1/2012 5:21	57.0
14/1/2012 5:26	58.4
14/1/2012 5:31	58.2
14/1/2012 5:36	58.5
14/1/2012 5:41	61.1
14/1/2012 5:46	60.9
14/1/2012 5:51	59.2
14/1/2012 5:56	59.2
14/1/2012 6:01	59.1
14/1/2012 6:06	59.2
14/1/2012 6:11	59.3
14/1/2012 6:16	59.8
14/1/2012 6:21	59.3
14/1/2012 6:26	60.8
14/1/2012 6:31	59.7
14/1/2012 6:36	60.2
14/1/2012 6:41	61.4
14/1/2012 6:46	61.5
14/1/2012 6:51	61.8
14/1/2012 6:56	62.2
14/1/2012 23:01	62.3
14/1/2012 23:06	62.0
14/1/2012 23:11	62.8
14/1/2012 23:16	61.6
14/1/2012 23:21	61.5
14/1/2012 23:26	61.8
14/1/2012 23:31	61.3
14/1/2012 23:36	61.5
14/1/2012 23:41	61.9
14/1/2012 23:46	62.0
14/1/2012 23:51	61.4
14/1/2012 23:56	61.3
15/1/2012 0:01	61.1
15/1/2012 0:06	60.9
15/1/2012 0:11	61.1
15/1/2012 0:16	61.1
15/1/2012 0:21	61.1
15/1/2012 0:26	61.0
15/1/2012 0:31	60.9
15/1/2012 0:36	59.9
15/1/2012 0:41	60.5
15/1/2012 0:46	60.4
15/1/2012 0:51	59.8
15/1/2012 0:56	59.2
15/1/2012 1:01	60.3
15/1/2012 1:06	59.6
15/1/2012 1:11	60.0
15/1/2012 1:16	60.3
15/1/2012 1:21	59.8
15/1/2012 1:26	59.3
15/1/2012 1:31	59.5
15/1/2012 1:36	59.6
15/1/2012 1:41	59.2
15/1/2012 1:46	59.6
15/1/2012 1:51	58.8
15/1/2012 1:56	60.5

15/1/2012 2:01	59.0
15/1/2012 2:06	59.2
15/1/2012 2:11	59.0
15/1/2012 2:16	59.7
15/1/2012 2:21	58.5
15/1/2012 2:26	58.5
15/1/2012 2:31	59.5
15/1/2012 2:36	57.9
15/1/2012 2:41	59.0
15/1/2012 2:46	57.6
15/1/2012 2:51	58.0
15/1/2012 2:56	57.6
15/1/2012 3:01	57.8
15/1/2012 3:06	57.5
15/1/2012 3:11	58.8
15/1/2012 3:16	58.3
15/1/2012 3:21	57.8
15/1/2012 3:26	57.6
15/1/2012 3:31	57.9
15/1/2012 3:36	58.0
15/1/2012 3:41	58.4
15/1/2012 3:46	57.7
15/1/2012 3:51	56.7
15/1/2012 3:56	57.3
15/1/2012 4:01	56.5
15/1/2012 4:06	57.7
15/1/2012 4:11	57.0
15/1/2012 4:16	57.9
15/1/2012 4:21	56.9
15/1/2012 4:26	57.7
15/1/2012 4:31	57.2
15/1/2012 4:36	56.7
15/1/2012 4:41	56.7
15/1/2012 4:46	57.0
15/1/2012 4:51	57.5
15/1/2012 4:56	57.9
15/1/2012 5:01	57.7
15/1/2012 5:06	57.3
15/1/2012 5:11	56.6
15/1/2012 5:16	57.0
15/1/2012 5:21	57.2
15/1/2012 5:26	57.8
15/1/2012 5:31	57.0
15/1/2012 5:36	58.0
15/1/2012 5:41	57.8
15/1/2012 5:46	58.0
15/1/2012 5:51	62.2
15/1/2012 5:56	57.5
15/1/2012 6:01	58.0
15/1/2012 6:06	58.2
15/1/2012 6:11	58.0
15/1/2012 6:16	58.1
15/1/2012 6:21	58.9
15/1/2012 6:26	59.6
15/1/2012 6:31	59.1
15/1/2012 6:36	59.7
15/1/2012 6:41	59.3
15/1/2012 6:46	60.8
15/1/2012 6:51	60.7
15/1/2012 6:56	60.8
15/1/2012 23:01	65.6
15/1/2012 23:06	65.2
15/1/2012 23:11	65.5
15/1/2012 23:16	65.9
15/1/2012 23:21	65.0
15/1/2012 23:26	64.3
15/1/2012 23:31	64.1
15/1/2012 23:36	65.0
15/1/2012 23:41	65.0
15/1/2012 23:46	64.5
15/1/2012 23:51	65.7
15/1/2012 23:56	65.1
16/1/2012 0:01	65.3
16/1/2012 0:06	65.1
16/1/2012 0:11	65.2
16/1/2012 0:16	65.4
16/1/2012 0:21	65.0
16/1/2012 0:26	63.9
16/1/2012 0:31	63.7
16/1/2012 0:36	63.4
16/1/2012 0:41	63.2
16/1/2012 0:46	63.8
16/1/2012 0:51	63.2
16/1/2012 0:56	63.4
16/1/2012 1:01	63.5
16/1/2012 1:06	62.8
16/1/2012 1:11	62.5
16/1/2012 1:16	62.2
16/1/2012 1:21	62.5
16/1/2012 1:26	61.5
16/1/2012 1:31	62.9
16/1/2012 1:36	62.4
16/1/2012 1:41	62.1
16/1/2012 1:46	62.0
16/1/2012 1:51	61.3
16/1/2012 1:56	61.0
16/1/2012 2:01	60.7
16/1/2012 2:06	59.7
16/1/2012 2:11	59.6
16/1/2012 2:16	59.4
16/1/2012 2:21	59.3
16/1/2012 2:26	59.6
16/1/2012 2:31	60.3
16/1/2012 2:36	59.8
16/1/2012 2:41	59.3
16/1/2012 2:46	59.8
16/1/2012 2:51	58.9
16/1/2012 2:56	59.5
16/1/2012 3:01	58.4
16/1/2012 3:06	59.2

16/1/2012 3:11	58.3
16/1/2012 3:16	59.1
16/1/2012 3:21	59.4
16/1/2012 3:26	59.2
16/1/2012 3:31	58.9
16/1/2012 3:36	58.9
16/1/2012 3:41	59.8
16/1/2012 3:46	58.4
16/1/2012 3:51	58.6
16/1/2012 3:56	58.8
16/1/2012 4:01	58.2
16/1/2012 4:06	58.1
16/1/2012 4:11	60.0
16/1/2012 4:16	59.6
16/1/2012 4:21	59.8
16/1/2012 4:26	59.5
16/1/2012 4:31	57.9
16/1/2012 4:36	57.7
16/1/2012 4:41	58.4
16/1/2012 4:46	57.6
16/1/2012 4:51	58.1
16/1/2012 4:56	58.0
16/1/2012 5:01	59.4
16/1/2012 5:06	58.4
16/1/2012 5:11	58.3
16/1/2012 5:16	58.5
16/1/2012 5:21	59.6
16/1/2012 5:26	58.5
16/1/2012 5:31	59.7
16/1/2012 5:36	60.8
16/1/2012 5:41	63.6
16/1/2012 5:46	61.7
16/1/2012 5:51	61.7
16/1/2012 5:56	59.9
16/1/2012 6:01	60.6
16/1/2012 6:06	61.7
16/1/2012 6:11	61.6
16/1/2012 6:16	62.5
16/1/2012 6:21	62.3
16/1/2012 6:26	63.0
16/1/2012 6:31	63.2
16/1/2012 6:36	63.2
16/1/2012 6:41	64.5
16/1/2012 6:46	64.7
16/1/2012 6:51	65.1
16/1/2012 6:56	65.3
16/1/2012 23:01	63.3
16/1/2012 23:06	62.9
16/1/2012 23:11	62.8
16/1/2012 23:16	62.8
16/1/2012 23:21	62.4
16/1/2012 23:26	61.8
16/1/2012 23:31	61.9
16/1/2012 23:36	62.1
16/1/2012 23:41	62.4
16/1/2012 23:46	61.6
16/1/2012 23:51	61.5
16/1/2012 23:56	61.8
17/1/2012 0:01	61.9
17/1/2012 0:06	61.7
17/1/2012 0:11	61.5
17/1/2012 0:16	61.6
17/1/2012 0:21	61.0
17/1/2012 0:26	61.4
17/1/2012 0:31	61.0
17/1/2012 0:36	60.2
17/1/2012 0:41	60.2
17/1/2012 0:46	60.5
17/1/2012 0:51	60.7
17/1/2012 0:56	60.1
17/1/2012 1:01	59.5
17/1/2012 1:06	59.6
17/1/2012 1:11	59.5
17/1/2012 1:16	59.8
17/1/2012 1:21	59.5
17/1/2012 1:26	60.3
17/1/2012 1:31	58.7
17/1/2012 1:36	59.2
17/1/2012 1:41	58.4
17/1/2012 1:46	59.3
17/1/2012 1:51	58.7
17/1/2012 1:56	59.0
17/1/2012 2:01	58.5
17/1/2012 2:06	59.2
17/1/2012 2:11	58.5
17/1/2012 2:16	57.6
17/1/2012 2:21	58.8
17/1/2012 2:26	59.0
17/1/2012 2:31	59.4
17/1/2012 2:36	57.7
17/1/2012 2:41	57.9
17/1/2012 2:46	57.8
17/1/2012 2:51	58.2
17/1/2012 2:56	57.9
17/1/2012 3:01	57.9
17/1/2012 3:06	57.8
17/1/2012 3:11	58.9
17/1/2012 3:16	57.6
17/1/2012 3:21	58.6
17/1/2012 3:26	57.4
17/1/2012 3:31	56.4
17/1/2012 3:36	56.8
17/1/2012 3:41	56.8
17/1/2012 3:46	56.7
17/1/2012 3:51	56.4
17/1/2012 3:56	56.6
17/1/2012 4:01	56.4
17/1/2012 4:06	58.7
17/1/2012 4:11	56.5
17/1/2012 4:16	57.1

17/1/2012 4:21	56.7
17/1/2012 4:26	57.3
17/1/2012 4:31	56.1
17/1/2012 4:36	57.8
17/1/2012 4:41	58.0
17/1/2012 4:46	57.2
17/1/2012 4:51	57.6
17/1/2012 4:56	57.2
17/1/2012 5:01	57.4
17/1/2012 5:06	57.1
17/1/2012 5:11	57.2
17/1/2012 5:16	57.5
17/1/2012 5:21	58.5
17/1/2012 5:26	59.1
17/1/2012 5:31	57.8
17/1/2012 5:36	58.7
17/1/2012 5:41	59.2
17/1/2012 5:46	62.2
17/1/2012 5:51	60.0
17/1/2012 5:56	57.7
17/1/2012 6:01	60.5
17/1/2012 6:06	59.7
17/1/2012 6:11	61.4
17/1/2012 6:16	60.4
17/1/2012 6:21	60.6
17/1/2012 6:26	64.6
17/1/2012 6:31	63.5
17/1/2012 6:36	62.4
17/1/2012 6:41	62.2
17/1/2012 6:46	63.4
17/1/2012 6:51	62.6
17/1/2012 6:56	62.8
17/1/2012 23:01	61.9
17/1/2012 23:06	62.2
17/1/2012 23:11	64.3
17/1/2012 23:16	62.7
17/1/2012 23:21	62.6
17/1/2012 23:26	61.6
17/1/2012 23:31	61.6
17/1/2012 23:36	61.7
17/1/2012 23:41	61.9
17/1/2012 23:46	62.9
17/1/2012 23:51	62.0
17/1/2012 23:56	61.6
18/1/2012 0:01	61.8
18/1/2012 0:06	61.7
18/1/2012 0:11	61.6
18/1/2012 0:16	61.2
18/1/2012 0:21	61.4
18/1/2012 0:26	62.0
18/1/2012 0:31	61.1
18/1/2012 0:36	60.7
18/1/2012 0:41	60.5
18/1/2012 0:46	60.4
18/1/2012 0:51	60.9
18/1/2012 0:56	60.6
18/1/2012 1:01	59.8
18/1/2012 1:06	60.0
18/1/2012 1:11	60.8
18/1/2012 1:16	60.3
18/1/2012 1:21	59.9
18/1/2012 1:26	59.9
18/1/2012 1:31	59.5
18/1/2012 1:36	60.5
18/1/2012 1:41	59.5
18/1/2012 1:46	58.8
18/1/2012 1:51	59.0
18/1/2012 1:56	58.5
18/1/2012 2:01	59.0
18/1/2012 2:06	59.3
18/1/2012 2:11	58.3
18/1/2012 2:16	58.9
18/1/2012 2:21	59.2
18/1/2012 2:26	58.7
18/1/2012 2:31	57.6
18/1/2012 2:36	58.1
18/1/2012 2:41	57.4
18/1/2012 2:46	57.7
18/1/2012 2:51	57.4
18/1/2012 2:56	58.2
18/1/2012 3:01	58.3
18/1/2012 3:06	57.1
18/1/2012 3:11	58.1
18/1/2012 3:16	58.5
18/1/2012 3:21	56.9
18/1/2012 3:26	57.2
18/1/2012 3:31	56.8
18/1/2012 3:36	57.7
18/1/2012 3:41	57.7
18/1/2012 3:46	57.5
18/1/2012 3:51	56.7
18/1/2012 3:56	57.5
18/1/2012 4:01	57.0
18/1/2012 4:06	56.5
18/1/2012 4:11	55.8
18/1/2012 4:16	57.1
18/1/2012 4:21	56.0
18/1/2012 4:26	56.6
18/1/2012 4:31	56.2
18/1/2012 4:36	57.1
18/1/2012 4:41	57.3
18/1/2012 4:46	57.0
18/1/2012 4:51	56.6
18/1/2012 4:56	57.4
18/1/2012 5:01	58.0
18/1/2012 5:06	56.7
18/1/2012 5:11	57.0
18/1/2012 5:16	58.1
18/1/2012 5:21	57.8
18/1/2012 5:26	58.4

Real-time Noise Data RTN2 (Oil Street Community Liaison Centre)

18/1/2012 5:31	58.2
18/1/2012 5:36	58.1
18/1/2012 5:41	59.4
18/1/2012 5:46	63.4
18/1/2012 5:51	59.8
18/1/2012 5:56	58.5
18/1/2012 6:01	60.2
18/1/2012 6:06	59.4
18/1/2012 6:11	61.2
18/1/2012 6:16	59.6
18/1/2012 6:21	60.5
18/1/2012 6:26	61.8
18/1/2012 6:31	62.8
18/1/2012 6:36	62.4
18/1/2012 6:41	62.3
18/1/2012 6:46	62.1
18/1/2012 6:51	63.4
18/1/2012 6:56	63.1
18/1/2012 23:01	62.8
18/1/2012 23:06	63.1
18/1/2012 23:11	62.9
18/1/2012 23:16	61.7
18/1/2012 23:21	62.1
18/1/2012 23:26	61.4
18/1/2012 23:31	62.0
18/1/2012 23:36	61.8
18/1/2012 23:41	61.4
18/1/2012 23:46	61.5
18/1/2012 23:51	62.0
18/1/2012 23:56	62.2
19/1/2012 0:01	61.7
19/1/2012 0:06	61.2
19/1/2012 0:11	61.2
19/1/2012 0:16	61.3
19/1/2012 0:21	61.3
19/1/2012 0:26	60.8
19/1/2012 0:31	60.8
19/1/2012 0:36	60.6
19/1/2012 0:41	60.1
19/1/2012 0:46	60.8
19/1/2012 0:51	59.9
19/1/2012 0:56	59.9
19/1/2012 1:01	60.2
19/1/2012 1:06	60.0
19/1/2012 1:11	60.0
19/1/2012 1:16	59.5
19/1/2012 1:21	59.7
19/1/2012 1:26	59.4
19/1/2012 1:31	59.0
19/1/2012 1:36	60.3
19/1/2012 1:41	58.3
19/1/2012 1:46	58.3
19/1/2012 1:51	59.0
19/1/2012 1:56	59.6
19/1/2012 2:01	58.1
19/1/2012 2:06	59.2
19/1/2012 2:11	58.1
19/1/2012 2:16	58.6
19/1/2012 2:21	57.6
19/1/2012 2:26	58.1
19/1/2012 2:31	58.2
19/1/2012 2:36	58.5
19/1/2012 2:41	58.5
19/1/2012 2:46	57.9
19/1/2012 2:51	57.6
19/1/2012 2:56	57.1
19/1/2012 3:01	58.1
19/1/2012 3:06	57.5
19/1/2012 3:11	57.8
19/1/2012 3:16	57.7
19/1/2012 3:21	57.3
19/1/2012 3:26	57.2
19/1/2012 3:31	56.5
19/1/2012 3:36	58.1
19/1/2012 3:41	57.6
19/1/2012 3:46	56.1
19/1/2012 3:51	56.6
19/1/2012 3:56	55.8
19/1/2012 4:01	55.7
19/1/2012 4:06	56.9
19/1/2012 4:11	56.9
19/1/2012 4:16	58.1
19/1/2012 4:21	55.9
19/1/2012 4:26	56.4
19/1/2012 4:31	56.4
19/1/2012 4:36	58.6
19/1/2012 4:41	57.5
19/1/2012 4:46	57.0
19/1/2012 4:51	56.5
19/1/2012 4:56	58.2
19/1/2012 5:01	55.5
19/1/2012 5:06	56.9
19/1/2012 5:11	57.9
19/1/2012 5:16	57.9
19/1/2012 5:21	56.5
19/1/2012 5:26	57.5
19/1/2012 5:31	58.4
19/1/2012 5:36	58.0
19/1/2012 5:41	58.3
19/1/2012 5:46	60.7
19/1/2012 5:51	60.9
19/1/2012 5:56	59.1
19/1/2012 6:01	59.3
19/1/2012 6:06	60.1
19/1/2012 6:11	60.7
19/1/2012 6:16	60.2
19/1/2012 6:21	60.1
19/1/2012 6:26	60.9
19/1/2012 6:31	61.4
19/1/2012 6:36	61.2

19/1/2012 6:41	62.6
19/1/2012 6:46	62.2
19/1/2012 6:51	62.7
19/1/2012 6:56	63.0
19/1/2012 23:01	62.3
19/1/2012 23:06	63.4
19/1/2012 23:11	62.5
19/1/2012 23:16	62.2
19/1/2012 23:21	62.0
19/1/2012 23:26	61.9
19/1/2012 23:31	67.7
19/1/2012 23:36	61.8
19/1/2012 23:41	61.3
19/1/2012 23:46	62.4
19/1/2012 23:51	61.9
19/1/2012 23:56	62.1
20/1/2012 0:01	61.5
20/1/2012 0:06	61.1
20/1/2012 0:11	61.5
20/1/2012 0:16	61.8
20/1/2012 0:21	60.5
20/1/2012 0:26	61.4
20/1/2012 0:31	60.7
20/1/2012 0:36	60.1
20/1/2012 0:41	60.5
20/1/2012 0:46	60.6
20/1/2012 0:51	60.3
20/1/2012 0:56	60.3
20/1/2012 1:01	59.5
20/1/2012 1:06	60.7
20/1/2012 1:11	59.8
20/1/2012 1:16	60.1
20/1/2012 1:21	59.5
20/1/2012 1:26	59.9
20/1/2012 1:31	59.8
20/1/2012 1:36	59.4
20/1/2012 1:41	58.9
20/1/2012 1:46	59.0
20/1/2012 1:51	59.0
20/1/2012 1:56	59.0
20/1/2012 2:01	59.5
20/1/2012 2:06	57.7
20/1/2012 2:11	57.6
20/1/2012 2:16	58.1
20/1/2012 2:21	57.9
20/1/2012 2:26	58.1
20/1/2012 2:31	59.1
20/1/2012 2:36	58.4
20/1/2012 2:41	57.8
20/1/2012 2:46	58.7
20/1/2012 2:51	58.0
20/1/2012 2:56	58.3
20/1/2012 3:01	57.2
20/1/2012 3:06	58.7
20/1/2012 3:11	57.4
20/1/2012 3:16	57.2
20/1/2012 3:21	58.5
20/1/2012 3:26	57.4
20/1/2012 3:31	57.6
20/1/2012 3:36	57.0
20/1/2012 3:41	58.2
20/1/2012 3:46	58.0
20/1/2012 3:51	57.2
20/1/2012 3:56	57.1
20/1/2012 4:01	56.9
20/1/2012 4:06	56.5
20/1/2012 4:11	56.8
20/1/2012 4:16	56.4
20/1/2012 4:21	57.7
20/1/2012 4:26	56.4
20/1/2012 4:31	56.6
20/1/2012 4:36	56.9
20/1/2012 4:41	57.3
20/1/2012 4:46	57.5
20/1/2012 4:51	57.5
20/1/2012 4:56	57.9
20/1/2012 5:01	57.1
20/1/2012 5:06	58.3
20/1/2012 5:11	57.8
20/1/2012 5:16	58.5
20/1/2012 5:21	57.1
20/1/2012 5:26	57.6
20/1/2012 5:31	58.5
20/1/2012 5:36	57.8
20/1/2012 5:41	59.4
20/1/2012 5:46	62.8
20/1/2012 5:51	61.5
20/1/2012 5:56	59.4
20/1/2012 6:01	59.8
20/1/2012 6:06	60.4
20/1/2012 6:11	59.9
20/1/2012 6:16	60.1
20/1/2012 6:21	60.1
20/1/2012 6:26	61.5
20/1/2012 6:31	62.2
20/1/2012 6:36	62.7
20/1/2012 6:41	62.1
20/1/2012 6:46	62.7
20/1/2012 6:51	62.8
20/1/2012 6:56	62.3
20/1/2012 23:01	65.9
20/1/2012 23:06	64.6
20/1/2012 23:11	64.8
20/1/2012 23:16	63.9
20/1/2012 23:21	66.2
20/1/2012 23:26	64.1
20/1/2012 23:31	64.3
20/1/2012 23:36	64.4
20/1/2012 23:41	64.3
20/1/2012 23:46	65.6

20/1/2012 23:51	64.3
20/1/2012 23:56	64.5
21/1/2012 0:01	65.2
21/1/2012 0:06	65.1
21/1/2012 0:11	66.1
21/1/2012 0:16	66.0
21/1/2012 0:21	64.1
21/1/2012 0:26	64.9
21/1/2012 0:31	64.8
21/1/2012 0:36	64.6
21/1/2012 0:41	65.5
21/1/2012 0:46	64.1
21/1/2012 0:51	65.1
21/1/2012 0:56	64.1
21/1/2012 1:01	64.0
21/1/2012 1:06	63.6
21/1/2012 1:11	64.6
21/1/2012 1:16	64.7
21/1/2012 1:21	63.5
21/1/2012 1:26	63.7
21/1/2012 1:31	64.4
21/1/2012 1:36	63.6
21/1/2012 1:41	63.8
21/1/2012 1:46	64.2
21/1/2012 1:51	63.7
21/1/2012 1:56	63.9
21/1/2012 2:01	63.5
21/1/2012 2:06	64.0
21/1/2012 2:11	64.0
21/1/2012 2:16	64.1
21/1/2012 2:21	63.4
21/1/2012 2:26	63.9
21/1/2012 2:31	63.5
21/1/2012 2:36	63.2
21/1/2012 2:41	63.8
21/1/2012 2:46	63.5
21/1/2012 2:51	63.3
21/1/2012 2:56	63.9
21/1/2012 3:01	63.1
21/1/2012 3:06	63.2
21/1/2012 3:11	62.8
21/1/2012 3:16	62.9
21/1/2012 3:21	62.8
21/1/2012 3:26	62.7
21/1/2012 3:31	62.1
21/1/2012 3:36	63.0
21/1/2012 3:41	62.7
21/1/2012 3:46	62.2
21/1/2012 3:51	61.2
21/1/2012 3:56	62.5
21/1/2012 4:01	61.7
21/1/2012 4:06	61.6
21/1/2012 4:11	61.5
21/1/2012 4:16	61.6
21/1/2012 4:21	61.8
21/1/2012 4:26	60.8
21/1/2012 4:31	61.0
21/1/2012 4:36	60.9
21/1/2012 4:41	61.1
21/1/2012 4:46	61.8
21/1/2012 4:51	60.7
21/1/2012 4:56	60.1
21/1/2012 5:01	60.3
21/1/2012 5:06	60.2
21/1/2012 5:11	60.2
21/1/2012 5:16	60.5
21/1/2012 5:21	60.0
21/1/2012 5:26	60.3
21/1/2012 5:31	60.7
21/1/2012 5:36	60.3
21/1/2012 5:41	60.3
21/1/2012 5:46	59.4
21/1/2012 5:51	60.2
21/1/2012 5:56	60.1
21/1/2012 6:01	59.1
21/1/2012 6:06	59.4
21/1/2012 6:11	59.8
21/1/2012 6:16	59.5
21/1/2012 6:21	59.3
21/1/2012 6:26	60.2
21/1/2012 6:31	60.0
21/1/2012 6:36	59.2
21/1/2012 6:41	59.7
21/1/2012 6:46	60.5
21/1/2012 6:51	60.7
21/1/2012 6:56	59.0
21/1/2012 23:01	65.3
21/1/2012 23:06	63.7
21/1/2012 23:11	63.2
21/1/2012 23:16	63.4
21/1/2012 23:21	63.0
21/1/2012 23:26	63.3
21/1/2012 23:31	63.5
21/1/2012 23:36	63.4
21/1/2012 23:41	63.8
21/1/2012 23:46	63.3
21/1/2012 23:51	64.7
21/1/2012 23:56	63.3
22/1/2012 0:01	64.5
22/1/2012 0:06	63.3
22/1/2012 0:11	64.0
22/1/2012 0:16	64.0
22/1/2012 0:21	63.4
22/1/2012 0:26	64.0
22/1/2012 0:31	64.4
22/1/2012 0:36	64.9
22/1/2012 0:41	63.5
22/1/2012 0:46	64.0
22/1/2012 0:51	63.6
22/1/2012 0:56	63.5

22/1/2012 1:01	63.7
22/1/2012 1:06	63.3
22/1/2012 1:11	64.4
22/1/2012 1:16	63.8
22/1/2012 1:21	65.3
22/1/2012 1:26	64.4
22/1/2012 1:31	63.8
22/1/2012 1:36	63.6
22/1/2012 1:41	63.9
22/1/2012 1:46	63.1
22/1/2012 1:51	64.1
22/1/2012 1:56	63.6
22/1/2012 2:01	64.0
22/1/2012 2:06	63.7
22/1/2012 2:11	63.2
22/1/2012 2:16	62.9
22/1/2012 2:21	63.6
22/1/2012 2:26	63.2
22/1/2012 2:31	62.5
22/1/2012 2:36	62.8
22/1/2012 2:41	63.7
22/1/2012 2:46	62.7
22/1/2012 2:51	63.3
22/1/2012 2:56	62.7
22/1/2012 3:01	62.8
22/1/2012 3:06	62.8
22/1/2012 3:11	63.7
22/1/2012 3:16	63.2
22/1/2012 3:21	63.0
22/1/2012 3:26	62.7
22/1/2012 3:31	62.6
22/1/2012 3:36	62.7
22/1/2012 3:41	63.1
22/1/2012 3:46	63.4
22/1/2012 3:51	63.3
22/1/2012 3:56	62.3
22/1/2012 4:01	63.7
22/1/2012 4:06	62.6
22/1/2012 4:11	62.4
22/1/2012 4:16	62.6
22/1/2012 4:21	61.9
22/1/2012 4:26	61.3
22/1/2012 4:31	61.6
22/1/2012 4:36	61.7
22/1/2012 4:41	62.2
22/1/2012 4:46	61.7
22/1/2012 4:51	61.4
22/1/2012 4:56	62.3
22/1/2012 5:01	61.7
22/1/2012 5:06	61.9
22/1/2012 5:11	61.5
22/1/2012 5:16	61.9
22/1/2012 5:21	61.5
22/1/2012 5:26	61.5
22/1/2012 5:31	61.9
22/1/2012 5:36	61.1
22/1/2012 5:41	60.5
22/1/2012 5:46	60.7
22/1/2012 5:51	60.5
22/1/2012 5:56	61.2
22/1/2012 6:01	60.9
22/1/2012 6:06	60.5
22/1/2012 6:11	60.9
22/1/2012 6:16	60.8
22/1/2012 6:21	60.2
22/1/2012 6:26	61.7
22/1/2012 6:31	61.1
22/1/2012 6:36	60.3
22/1/2012 6:41	59.9
22/1/2012 6:46	60.3
22/1/2012 6:51	59.7
22/1/2012 6:56	60.5
22/1/2012 23:01	64.1
22/1/2012 23:06	64.5
22/1/2012 23:11	62.8
22/1/2012 23:16	62.8
22/1/2012 23:21	63.4
22/1/2012 23:26	63.3
22/1/2012 23:31	63.3
22/1/2012 23:36	63.4
22/1/2012 23:41	63.1
22/1/2012 23:46	63.7
22/1/2012 23:51	63.1
22/1/2012 23:56	63.0
23/1/2012 0:01	64.1
23/1/2012 0:06	62.9
23/1/2012 0:11	62.8
23/1/2012 0:16	61.3
23/1/2012 0:21	62.0
23/1/2012 0:26	62.7
23/1/2012 0:31	62.3
23/1/2012 0:36	62.8
23/1/2012 0:41	62.9
23/1/2012 0:46	61.9
23/1/2012 0:51	61.6
23/1/2012 0:56	61.4
23/1/2012 1:01	62.1
23/1/2012 1:06	64.4
23/1/2012 1:11	62.4
23/1/2012 1:16	62.3
23/1/2012 1:21	61.9
23/1/2012 1:26	62.5
23/1/2012 1:31	62.3
23/1/2012 1:36	64.2
23/1/2012 1:41	62.4
23/1/2012 1:46	62.5
23/1/2012 1:51	62.9
23/1/2012 1:56	63.2
23/1/2012 2:01	62.7
23/1/2012 2:06	62.4

23/1/2012 2:11	62.6
23/1/2012 2:16	63.0
23/1/2012 2:21	63.2
23/1/2012 2:26	62.9
23/1/2012 2:31	63.7
23/1/2012 2:36	62.1
23/1/2012 2:41	62.6
23/1/2012 2:46	62.3
23/1/2012 2:51	63.5
23/1/2012 2:56	62.2
23/1/2012 3:01	63.2
23/1/2012 3:06	62.4
23/1/2012 3:11	62.8
23/1/2012 3:16	62.6
23/1/2012 3:21	62.3
23/1/2012 3:26	61.6
23/1/2012 3:31	62.8
23/1/2012 3:36	61.5
23/1/2012 3:41	60.4
23/1/2012 3:46	61.3
23/1/2012 3:51	61.4
23/1/2012 3:56	60.5
23/1/2012 4:01	62.7
23/1/2012 4:06	60.7
23/1/2012 4:11	62.5
23/1/2012 4:16	60.6
23/1/2012 4:21	61.7
23/1/2012 4:26	60.5
23/1/2012 4:31	60.4
23/1/2012 4:36	60.4
23/1/2012 4:41	59.8
23/1/2012 4:46	59.7
23/1/2012 4:51	59.7
23/1/2012 4:56	60.2
23/1/2012 5:01	59.8
23/1/2012 5:06	58.6
23/1/2012 5:11	60.5
23/1/2012 5:16	59.8
23/1/2012 5:21	59.8
23/1/2012 5:26	59.7
23/1/2012 5:31	59.2
23/1/2012 5:36	60.4
23/1/2012 5:41	59.1
23/1/2012 5:46	59.1
23/1/2012 5:51	59.8
23/1/2012 5:56	58.2
23/1/2012 6:01	59.0
23/1/2012 6:06	59.0
23/1/2012 6:11	58.1
23/1/2012 6:16	58.8
23/1/2012 6:21	59.1
23/1/2012 6:26	59.3
23/1/2012 6:31	58.7
23/1/2012 6:36	60.3
23/1/2012 6:41	59.0
23/1/2012 6:46	58.1
23/1/2012 6:51	57.9
23/1/2012 6:56	58.3
23/1/2012 23:01	66.0
23/1/2012 23:06	64.6
23/1/2012 23:11	64.4
23/1/2012 23:16	64.2
23/1/2012 23:21	65.8
23/1/2012 23:26	64.6
23/1/2012 23:31	64.3
23/1/2012 23:36	64.0
23/1/2012 23:41	63.8
23/1/2012 23:46	64.8
23/1/2012 23:51	65.2
23/1/2012 23:56	64.9
24/1/2012 0:01	65.0
24/1/2012 0:06	65.8
24/1/2012 0:11	64.4
24/1/2012 0:16	63.5
24/1/2012 0:21	63.7
24/1/2012 0:26	64.3
24/1/2012 0:31	65.0
24/1/2012 0:36	63.2
24/1/2012 0:41	63.7
24/1/2012 0:46	63.5
24/1/2012 0:51	62.9
24/1/2012 0:56	62.8
24/1/2012 1:01	62.6
24/1/2012 1:06	63.0
24/1/2012 1:11	62.4
24/1/2012 1:16	61.9
24/1/2012 1:21	62.8
24/1/2012 1:26	61.8
24/1/2012 1:31	62.6
24/1/2012 1:36	62.8
24/1/2012 1:41	63.3
24/1/2012 1:46	63.5
24/1/2012 1:51	63.3
24/1/2012 1:56	62.7
24/1/2012 2:01	62.3
24/1/2012 2:06	63.4
24/1/2012 2:11	63.5
24/1/2012 2:16	62.5
24/1/2012 2:21	63.1
24/1/2012 2:26	63.7
24/1/2012 2:31	62.8
24/1/2012 2:36	63.1
24/1/2012 2:41	63.1
24/1/2012 2:46	63.3
24/1/2012 2:51	62.8
24/1/2012 2:56	62.5
24/1/2012 3:01	62.7
24/1/2012 3:06	62.2
24/1/2012 3:11	62.7
24/1/2012 3:16	61.9

24/1/2012 3:21	62.7
24/1/2012 3:26	61.9
24/1/2012 3:31	61.8
24/1/2012 3:36	62.0
24/1/2012 3:41	61.0
24/1/2012 3:46	60.8
24/1/2012 3:51	60.4
24/1/2012 3:56	60.6
24/1/2012 4:01	61.5
24/1/2012 4:06	61.2
24/1/2012 4:11	60.9
24/1/2012 4:16	60.9
24/1/2012 4:21	61.5
24/1/2012 4:26	61.1
24/1/2012 4:31	60.8
24/1/2012 4:36	61.4
24/1/2012 4:41	60.3
24/1/2012 4:46	60.1
24/1/2012 4:51	60.2
24/1/2012 4:56	60.6
24/1/2012 5:01	60.2
24/1/2012 5:06	60.3
24/1/2012 5:11	60.4
24/1/2012 5:16	60.3
24/1/2012 5:21	60.0
24/1/2012 5:26	59.7
24/1/2012 5:31	59.7
24/1/2012 5:36	60.2
24/1/2012 5:41	59.9
24/1/2012 5:46	60.9
24/1/2012 5:51	61.1
24/1/2012 5:56	59.5
24/1/2012 6:01	58.5
24/1/2012 6:06	59.8
24/1/2012 6:11	59.3
24/1/2012 6:16	59.2
24/1/2012 6:21	59.0
24/1/2012 6:26	59.6
24/1/2012 6:31	59.2
24/1/2012 6:36	58.6
24/1/2012 6:41	58.8
24/1/2012 6:46	58.5
24/1/2012 6:51	58.2
24/1/2012 6:56	58.9
24/1/2012 23:01	62.2
24/1/2012 23:06	62.7
24/1/2012 23:11	63.0
24/1/2012 23:16	62.3
24/1/2012 23:21	62.7
24/1/2012 23:26	64.3
24/1/2012 23:31	62.7
24/1/2012 23:36	64.4
24/1/2012 23:41	63.6
24/1/2012 23:46	62.9
24/1/2012 23:51	63.1
24/1/2012 23:56	63.1
25/1/2012 0:01	63.1
25/1/2012 0:06	63.2
25/1/2012 0:11	63.0
25/1/2012 0:16	63.3
25/1/2012 0:21	63.5
25/1/2012 0:26	63.8
25/1/2012 0:31	63.5
25/1/2012 0:36	63.6
25/1/2012 0:41	63.7
25/1/2012 0:46	63.4
25/1/2012 0:51	62.7
25/1/2012 0:56	63.5
25/1/2012 1:01	63.1
25/1/2012 1:06	63.0
25/1/2012 1:11	63.4
25/1/2012 1:16	63.5
25/1/2012 1:21	62.6
25/1/2012 1:26	64.0
25/1/2012 1:31	63.6
25/1/2012 1:36	63.0
25/1/2012 1:41	63.6
25/1/2012 1:46	63.4
25/1/2012 1:51	63.2
25/1/2012 1:56	63.2
25/1/2012 2:01	63.6
25/1/2012 2:06	63.4
25/1/2012 2:11	62.2
25/1/2012 2:16	62.9
25/1/2012 2:21	62.7
25/1/2012 2:26	63.1
25/1/2012 2:31	63.5
25/1/2012 2:36	62.5
25/1/2012 2:41	62.2
25/1/2012 2:46	62.7
25/1/2012 2:51	63.4
25/1/2012 2:56	63.0
25/1/2012 3:01	62.6
25/1/2012 3:06	62.9
25/1/2012 3:11	62.5
25/1/2012 3:16	62.8
25/1/2012 3:21	62.4
25/1/2012 3:26	62.5
25/1/2012 3:31	62.8
25/1/2012 3:36	62.0
25/1/2012 3:41	62.3
25/1/2012 3:46	61.4
25/1/2012 3:51	61.3
25/1/2012 3:56	61.5
25/1/2012 4:01	60.7
25/1/2012 4:06	61.1
25/1/2012 4:11	61.5
25/1/2012 4:16	61.7
25/1/2012 4:21	61.0
25/1/2012 4:26	60.9

Real-time Noise Data RTN2 (Oil Street Community Liaison Centre)

25/1/2012 4:31	61.4
25/1/2012 4:36	61.0
25/1/2012 4:41	60.9
25/1/2012 4:46	60.7
25/1/2012 4:51	61.4
25/1/2012 4:56	61.1
25/1/2012 5:01	60.6
25/1/2012 5:06	60.4
25/1/2012 5:11	60.9
25/1/2012 5:16	60.9
25/1/2012 5:21	60.8
25/1/2012 5:26	60.4
25/1/2012 5:31	61.0
25/1/2012 5:36	60.6
25/1/2012 5:41	60.1
25/1/2012 5:46	60.3
25/1/2012 5:51	59.3
25/1/2012 5:56	60.0
25/1/2012 6:01	59.5
25/1/2012 6:06	59.9
25/1/2012 6:11	59.7
25/1/2012 6:16	59.5
25/1/2012 6:21	60.0
25/1/2012 6:26	59.5
25/1/2012 6:31	59.9
25/1/2012 6:36	59.3
25/1/2012 6:41	59.8
25/1/2012 6:46	60.0
25/1/2012 6:51	59.6
25/1/2012 6:56	59.4
25/1/2012 23:01	62.8
25/1/2012 23:06	63.8
25/1/2012 23:11	63.6
25/1/2012 23:16	62.6
25/1/2012 23:21	65.5
25/1/2012 23:26	63.8
25/1/2012 23:31	63.4
25/1/2012 23:36	62.9
25/1/2012 23:41	63.3
25/1/2012 23:46	64.0
25/1/2012 23:51	63.0
25/1/2012 23:56	63.2
26/1/2012 0:01	63.3
26/1/2012 0:06	63.0
26/1/2012 0:11	63.8
26/1/2012 0:16	63.2
26/1/2012 0:21	63.3
26/1/2012 0:26	63.1
26/1/2012 0:31	63.3
26/1/2012 0:36	64.3
26/1/2012 0:41	63.5
26/1/2012 0:46	63.8
26/1/2012 0:51	63.4
26/1/2012 0:56	63.2
26/1/2012 1:01	63.3
26/1/2012 1:06	63.6
26/1/2012 1:11	63.0
26/1/2012 1:16	63.6
26/1/2012 1:21	63.7
26/1/2012 1:26	62.9
26/1/2012 1:31	63.2
26/1/2012 1:36	64.0
26/1/2012 1:41	63.7
26/1/2012 1:46	63.2
26/1/2012 1:51	62.6
26/1/2012 1:56	63.0
26/1/2012 2:01	63.2
26/1/2012 2:06	62.8
26/1/2012 2:11	63.4
26/1/2012 2:16	63.7
26/1/2012 2:21	62.5
26/1/2012 2:26	63.1
26/1/2012 2:31	63.0
26/1/2012 2:36	63.0
26/1/2012 2:41	62.8
26/1/2012 2:46	63.0
26/1/2012 2:51	62.7
26/1/2012 2:56	62.0
26/1/2012 3:01	62.3
26/1/2012 3:06	61.7
26/1/2012 3:11	62.2
26/1/2012 3:16	61.8
26/1/2012 3:21	62.3
26/1/2012 3:26	62.0
26/1/2012 3:31	61.7
26/1/2012 3:36	61.9
26/1/2012 3:41	61.1
26/1/2012 3:46	60.5
26/1/2012 3:51	61.7
26/1/2012 3:56	60.1
26/1/2012 4:01	61.3
26/1/2012 4:06	60.7
26/1/2012 4:11	60.5
26/1/2012 4:16	59.7
26/1/2012 4:21	60.3
26/1/2012 4:26	60.1
26/1/2012 4:31	59.4
26/1/2012 4:36	60.0
26/1/2012 4:41	59.8
26/1/2012 4:46	60.2
26/1/2012 4:51	60.9
26/1/2012 4:56	59.6
26/1/2012 5:01	60.7
26/1/2012 5:06	60.4
26/1/2012 5:11	59.1
26/1/2012 5:16	59.1
26/1/2012 5:21	58.7
26/1/2012 5:26	59.1
26/1/2012 5:31	57.8
26/1/2012 5:36	58.5

26/1/2012 5:41	58.3
26/1/2012 5:46	58.9
26/1/2012 5:51	59.1
26/1/2012 5:56	60.7
26/1/2012 6:01	60.4
26/1/2012 6:06	60.7
26/1/2012 6:11	61.0
26/1/2012 6:16	59.2
26/1/2012 6:21	58.9
26/1/2012 6:26	58.2
26/1/2012 6:31	60.4
26/1/2012 6:36	58.1
26/1/2012 6:41	56.9
26/1/2012 6:46	58.6
26/1/2012 6:51	58.9
26/1/2012 6:56	58.7
26/1/2012 23:01	62.6
26/1/2012 23:06	63.2
26/1/2012 23:11	62.2
26/1/2012 23:16	62.2
26/1/2012 23:21	62.3
26/1/2012 23:26	61.4
26/1/2012 23:31	62.1
26/1/2012 23:36	61.6
26/1/2012 23:41	61.8
26/1/2012 23:46	62.0
26/1/2012 23:51	61.8
26/1/2012 23:56	61.6
27/1/2012 0:01	62.0
27/1/2012 0:06	61.7
27/1/2012 0:11	61.1
27/1/2012 0:16	61.5
27/1/2012 0:21	61.5
27/1/2012 0:26	61.1
27/1/2012 0:31	60.3
27/1/2012 0:36	61.5
27/1/2012 0:41	61.2
27/1/2012 0:46	60.6
27/1/2012 0:51	60.3
27/1/2012 0:56	60.9
27/1/2012 1:01	60.1
27/1/2012 1:06	60.1
27/1/2012 1:11	59.8
27/1/2012 1:16	59.9
27/1/2012 1:21	59.4
27/1/2012 1:26	59.7
27/1/2012 1:31	59.9
27/1/2012 1:36	59.9
27/1/2012 1:41	59.1
27/1/2012 1:46	60.0
27/1/2012 1:51	58.2
27/1/2012 1:56	59.6
27/1/2012 2:01	59.4
27/1/2012 2:06	58.9
27/1/2012 2:11	58.4
27/1/2012 2:16	59.3
27/1/2012 2:21	59.0
27/1/2012 2:26	58.6
27/1/2012 2:31	58.7
27/1/2012 2:36	59.2
27/1/2012 2:41	57.9
27/1/2012 2:46	58.0
27/1/2012 2:51	57.2
27/1/2012 2:56	57.8
27/1/2012 3:01	59.6
27/1/2012 3:06	57.8
27/1/2012 3:11	57.4
27/1/2012 3:16	57.5
27/1/2012 3:21	57.3
27/1/2012 3:26	58.5
27/1/2012 3:31	57.6
27/1/2012 3:36	58.0
27/1/2012 3:41	58.6
27/1/2012 3:46	58.3
27/1/2012 3:51	57.4
27/1/2012 3:56	57.1
27/1/2012 4:01	57.8
27/1/2012 4:06	56.7
27/1/2012 4:11	57.4
27/1/2012 4:16	57.8
27/1/2012 4:21	57.5
27/1/2012 4:26	57.9
27/1/2012 4:31	57.4
27/1/2012 4:36	58.0
27/1/2012 4:41	57.6
27/1/2012 4:46	57.1
27/1/2012 4:51	58.2
27/1/2012 4:56	59.4
27/1/2012 5:01	57.7
27/1/2012 5:06	57.4
27/1/2012 5:11	58.1
27/1/2012 5:16	57.0
27/1/2012 5:21	57.7
27/1/2012 5:26	58.9
27/1/2012 5:31	57.7
27/1/2012 5:36	63.4
27/1/2012 5:41	59.8
27/1/2012 5:46	59.7
27/1/2012 5:51	58.5
27/1/2012 5:56	59.8
27/1/2012 6:01	58.9
27/1/2012 6:06	60.9
27/1/2012 6:11	60.0
27/1/2012 6:16	60.3
27/1/2012 6:21	60.3
27/1/2012 6:26	61.1
27/1/2012 6:31	61.1
27/1/2012 6:36	61.1
27/1/2012 6:41	61.9
27/1/2012 6:46	62.6

27/1/2012 6:51	61.5
27/1/2012 6:56	61.7
27/1/2012 23:01	63.6
27/1/2012 23:06	63.8
27/1/2012 23:11	63.2
27/1/2012 23:16	63.5
27/1/2012 23:21	63.7
27/1/2012 23:26	62.9
27/1/2012 23:31	63.3
27/1/2012 23:36	63.4
27/1/2012 23:41	63.1
27/1/2012 23:46	62.5
27/1/2012 23:51	62.9
27/1/2012 23:56	63.0

*Exceedance recorded during monitoring compliance check with NCO.

Real-time Noise Data RTN1 (FEHD Hong Kong Transport Section Whitefield Depot)

Normal Day 07:00-19:00

28/1/2012 7:01	63.2
28/1/2012 7:31	64.2
28/1/2012 8:01	65.5
28/1/2012 8:31	66.2
28/1/2012 9:01	67.0
28/1/2012 9:31	67.1
28/1/2012 10:01	66.4
28/1/2012 10:31	66.7
28/1/2012 11:01	68.0
28/1/2012 11:31	65.3
28/1/2012 12:01	65.3
28/1/2012 12:31	64.8
28/1/2012 13:01	65.9
28/1/2012 13:31	66.9
28/1/2012 14:01	66.7
28/1/2012 14:31	66.2
28/1/2012 15:01	65.3
28/1/2012 15:31	64.9
28/1/2012 16:01	66.8
28/1/2012 16:31	65.6
28/1/2012 17:01	66.0
28/1/2012 17:31	65.4
28/1/2012 18:01	64.6
28/1/2012 18:31	63.6
30/1/2012 7:01	65.0
30/1/2012 7:31	67.2
30/1/2012 8:01	67.2
30/1/2012 8:31	66.2
30/1/2012 9:01	67.4
30/1/2012 9:31	66.8
30/1/2012 10:01	67.4
30/1/2012 10:31	68.0
30/1/2012 11:01	67.9
30/1/2012 11:31	66.9
30/1/2012 12:01	64.9
30/1/2012 12:31	64.9
30/1/2012 13:01	67.6
30/1/2012 13:31	70.2
30/1/2012 14:01	68.3
30/1/2012 14:31	68.8
30/1/2012 15:01	68.6
30/1/2012 15:31	67.9
30/1/2012 16:01	68.2
30/1/2012 16:31	69.0
30/1/2012 17:01	71.8
30/1/2012 17:31	66.2
30/1/2012 18:01	65.4
30/1/2012 18:31	65.1
31/1/2012 7:01	64.6
31/1/2012 7:31	66.0
31/1/2012 8:01	67.1
31/1/2012 8:31	67.2
31/1/2012 9:01	66.5
31/1/2012 9:31	67.3
31/1/2012 10:01	67.8
31/1/2012 10:31	67.3
31/1/2012 11:01	67.4
31/1/2012 11:31	66.6
31/1/2012 12:01	65.4
31/1/2012 12:31	66.3
31/1/2012 13:01	66.6
31/1/2012 13:31	67.3
31/1/2012 14:01	66.8
31/1/2012 14:31	66.4
31/1/2012 15:01	67.2
31/1/2012 15:31	67.2
31/1/2012 16:01	67.2
31/1/2012 16:31	67.7
31/1/2012 17:01	67.5
31/1/2012 17:31	65.4
31/1/2012 18:01	65.1
31/1/2012 18:31	64.4
1/2/2012 7:01	63.5
1/2/2012 7:31	65.9
1/2/2012 8:01	65.5
1/2/2012 8:31	66.5
1/2/2012 9:01	66.3
1/2/2012 9:31	67.7
1/2/2012 10:01	68.2
1/2/2012 10:31	68.1
1/2/2012 11:01	68.1
1/2/2012 11:31	66.3
1/2/2012 12:01	64.6
1/2/2012 12:31	64.3
1/2/2012 13:01	67.8
1/2/2012 13:31	67.9
1/2/2012 14:01	67.9
1/2/2012 14:31	67.2
1/2/2012 15:01	68.1
1/2/2012 15:31	66.1
1/2/2012 16:01	66.0
1/2/2012 16:31	67.3
1/2/2012 17:01	67.3
1/2/2012 17:31	66.0
1/2/2012 18:01	65.5
1/2/2012 18:31	65.5
2/2/2012 7:01	63.6
2/2/2012 7:31	65.3
2/2/2012 8:01	65.5
2/2/2012 8:31	66.9
2/2/2012 9:01	67.6
2/2/2012 9:31	68.5
2/2/2012 10:01	67.8
2/2/2012 10:31	67.4
2/2/2012 11:01	67.4
2/2/2012 11:31	66.3
2/2/2012 12:01	65.5
2/2/2012 12:31	66.0
2/2/2012 13:01	67.0

2/2/2012 13:31	67.6
2/2/2012 14:01	68.1
2/2/2012 14:31	69.0
2/2/2012 15:01	68.0
2/2/2012 15:31	66.8
2/2/2012 16:01	67.3
2/2/2012 16:31	66.3
2/2/2012 17:01	68.6
2/2/2012 17:31	65.8
2/2/2012 18:01	65.1
2/2/2012 18:31	64.7
3/2/2012 7:01	64.0
3/2/2012 7:31	65.7
3/2/2012 8:01	66.1
3/2/2012 8:31	67.0
3/2/2012 9:01	67.1
3/2/2012 9:31	68.2
3/2/2012 10:01	68.1
3/2/2012 10:31	67.7
3/2/2012 11:01	67.7
3/2/2012 11:31	66.5
3/2/2012 12:01	65.1
3/2/2012 12:31	65.5
3/2/2012 13:01	67.3
3/2/2012 13:31	68.4
3/2/2012 14:01	67.8
3/2/2012 14:31	68.0
3/2/2012 15:01	68.0
3/2/2012 15:31	67.0
3/2/2012 16:01	66.8
3/2/2012 16:31	68.0
3/2/2012 17:01	68.0
3/2/2012 17:31	66.8
3/2/2012 18:01	65.2
3/2/2012 18:31	63.8
4/2/2012 7:01	63.9
4/2/2012 7:31	65.4
4/2/2012 8:01	67.2
4/2/2012 8:31	69.8
4/2/2012 9:01	68.0
4/2/2012 9:31	68.1
4/2/2012 10:01	68.2
4/2/2012 10:31	68.0
4/2/2012 11:01	67.7
4/2/2012 11:31	66.3
4/2/2012 12:01	65.6
4/2/2012 12:31	64.7
4/2/2012 13:01	67.3
4/2/2012 13:31	67.8
4/2/2012 14:01	67.9
4/2/2012 14:31	68.2
4/2/2012 15:01	67.8
4/2/2012 15:31	67.8
4/2/2012 16:01	67.1
4/2/2012 16:31	68.1
4/2/2012 17:01	66.8
4/2/2012 17:31	66.2
4/2/2012 18:01	64.6
4/2/2012 18:31	64.2
6/2/2012 7:01	63.2
6/2/2012 7:31	63.8
6/2/2012 8:01	66.2
6/2/2012 8:31	66.7
6/2/2012 9:01	66.5
6/2/2012 9:31	67.1
6/2/2012 10:01	67.5
6/2/2012 10:31	66.0
6/2/2012 11:01	66.3
6/2/2012 11:31	65.8
6/2/2012 12:01	64.2
6/2/2012 12:31	64.3
6/2/2012 13:01	66.5
6/2/2012 13:31	67.5
6/2/2012 14:01	66.5
6/2/2012 14:31	67.2
6/2/2012 15:01	67.8
6/2/2012 15:31	66.6
6/2/2012 16:01	66.8
6/2/2012 16:31	66.6
6/2/2012 17:01	66.7
6/2/2012 17:31	65.7
6/2/2012 18:01	66.1
6/2/2012 18:31	65.3
7/2/2012 7:01	64.4
7/2/2012 7:31	65.8
7/2/2012 8:01	69.1
7/2/2012 8:31	68.1
7/2/2012 9:01	67.8
7/2/2012 9:31	69.4
7/2/2012 10:01	68.5
7/2/2012 10:31	67.4
7/2/2012 11:01	67.3
7/2/2012 11:31	66.2
7/2/2012 12:01	65.2
7/2/2012 12:31	65.3
7/2/2012 13:01	67.9
7/2/2012 13:31	68.0
7/2/2012 14:01	68.7
7/2/2012 14:31	69.1
7/2/2012 15:01	68.5
7/2/2012 15:31	67.5
7/2/2012 16:01	68.3
7/2/2012 16:31	68.7
7/2/2012 17:01	67.5
7/2/2012 17:31	66.6
7/2/2012 18:01	66.3
7/2/2012 18:31	65.0
8/2/2012 7:01	64.3
8/2/2012 7:31	65.2
8/2/2012 8:01	65.9

8/2/2012 8:31	67.5
8/2/2012 9:01	69.0
8/2/2012 9:31	68.6
8/2/2012 10:01	68.6
8/2/2012 10:31	68.8
8/2/2012 11:01	68.9
8/2/2012 11:31	68.0
8/2/2012 12:01	66.0
8/2/2012 12:31	65.7
8/2/2012 13:01	67.8
8/2/2012 13:31	69.1
8/2/2012 14:01	68.1
8/2/2012 14:31	68.8
8/2/2012 15:01	69.2
8/2/2012 15:31	67.5
8/2/2012 16:01	67.6
8/2/2012 16:31	68.8
8/2/2012 17:01	68.0
8/2/2012 17:31	66.9
8/2/2012 18:01	66.3
8/2/2012 18:31	65.0
9/2/2012 7:01	63.7
9/2/2012 7:31	64.3
9/2/2012 8:01	64.8
9/2/2012 8:31	66.8
9/2/2012 9:01	67.4
9/2/2012 9:31	67.4
9/2/2012 10:01	67.8
9/2/2012 10:31	68.9
9/2/2012 11:01	67.8
9/2/2012 11:31	67.6
9/2/2012 12:01	65.2
9/2/2012 12:31	65.3
9/2/2012 13:01	67.6
9/2/2012 13:31	68.3
9/2/2012 14:01	67.8
9/2/2012 14:31	68.3
9/2/2012 15:01	68.4
9/2/2012 15:31	67.3
9/2/2012 16:01	67.5
9/2/2012 16:31	68.1
9/2/2012 17:01	67.8
9/2/2012 17:31	66.8
9/2/2012 18:01	66.0
9/2/2012 18:31	64.7
10/2/2012 7:01	63.7
10/2/2012 7:31	65.1
10/2/2012 8:01	67.3
10/2/2012 8:31	68.4
10/2/2012 9:01	68.1
10/2/2012 9:31	68.5
10/2/2012 10:01	68.5
10/2/2012 10:31	68.2
10/2/2012 11:01	68.7
10/2/2012 11:31	68.2
10/2/2012 12:01	65.0
10/2/2012 12:31	65.2
10/2/2012 13:01	68.7
10/2/2012 13:31	68.3
10/2/2012 14:01	68.4
10/2/2012 14:31	69.1
10/2/2012 15:01	68.4
10/2/2012 15:31	67.8
10/2/2012 16:01	68.4
10/2/2012 16:31	68.8
10/2/2012 17:01	68.5
10/2/2012 17:31	67.7
10/2/2012 18:01	66.3
10/2/2012 18:31	64.4
11/2/2012 7:01	62.7
11/2/2012 7:31	64.6
11/2/2012 8:01	66.9
11/2/2012 8:31	68.5
11/2/2012 9:01	69.0
11/2/2012 9:31	68.9
11/2/2012 10:01	69.4
11/2/2012 10:31	68.4
11/2/2012 11:01	68.3
11/2/2012 11:31	66.3
11/2/2012 12:01	64.8
11/2/2012 12:31	66.3
11/2/2012 13:01	66.8
11/2/2012 13:31	69.2
11/2/2012 14:01	68.9
11/2/2012 14:31	69.6
11/2/2012 15:01	70.7
11/2/2012 15:31	67.7
11/2/2012 16:01	66.6
11/2/2012 16:31	67.6
11/2/2012 17:01	66.8
11/2/2012 17:31	65.0
11/2/2012 18:01	65.0
11/2/2012 18:31	63.7
13/2/2012 7:01	63.3
13/2/2012 7:31	64.4
13/2/2012 8:01	65.5
13/2/2012 8:31	67.1
13/2/2012 9:01	67.7
13/2/2012 9:31	68.4
13/2/2012 10:01	69.3
13/2/2012 10:31	68.4
13/2/2012 11:01	68.3
13/2/2012 11:31	67.8
13/2/2012 12:01	64.3
13/2/2012 12:31	65.4
13/2/2012 13:01	68.6
13/2/2012 13:31	68.8
13/2/2012 14:01	67.4
13/2/2012 14:31	67.0
13/2/2012 15:01	68.2

13/2/2012 15:31	67.7
13/2/2012 16:01	68.5
13/2/2012 16:31	67.7
13/2/2012 17:01	68.2
13/2/2012 17:31	67.8
13/2/2012 18:01	66.4
13/2/2012 18:31	65.0
14/2/2012 7:01	64.0
14/2/2012 7:31	65.1
14/2/2012 8:01	67.0
14/2/2012 8:31	67.7
14/2/2012 9:01	68.1
14/2/2012 9:31	68.6
14/2/2012 10:01	68.4
14/2/2012 10:31	68.2
14/2/2012 11:01	66.7
14/2/2012 11:31	66.2
14/2/2012 12:01	63.8
14/2/2012 12:31	63.7
14/2/2012 13:01	66.6
14/2/2012 13:31	68.5
14/2/2012 14:01	68.0
14/2/2012 14:31	66.4
14/2/2012 15:01	67.8
14/2/2012 15:31	67.5
14/2/2012 16:01	67.9
14/2/2012 16:31	67.2
14/2/2012 17:01	66.2
14/2/2012 17:31	65.4
14/2/2012 18:01	64.3
14/2/2012 18:31	63.8
15/2/2012 7:01	63.2
15/2/2012 7:31	64.2
15/2/2012 8:01	64.9
15/2/2012 8:31	65.4
15/2/2012 9:01	65.8
15/2/2012 9:31	66.6
15/2/2012 10:01	66.7
15/2/2012 10:31	67.3
15/2/2012 11:01	67.3
15/2/2012 11:31	65.7
15/2/2012 12:01	64.0
15/2/2012 12:31	65.2
15/2/2012 13:01	67.5
15/2/2012 13:31	67.0
15/2/2012 14:01	67.3
15/2/2012 14:31	66.5
15/2/2012 15:01	66.8
15/2/2012 15:31	66.1
15/2/2012 16:01	66.7
15/2/2012 16:31	66.3
15/2/2012 17:01	66.7
15/2/2012 17:31	65.8
15/2/2012 18:01	64.7
15/2/2012 18:31	64.1
16/2/2012 7:01	63.6
16/2/2012 7:31	64.8
16/2/2012 8:01	65.9
16/2/2012 8:31	66.9
16/2/2012 9:01	67.4
16/2/2012 9:31	68.1
16/2/2012 10:01	68.4
16/2/2012 10:31	67.9
16/2/2012 11:01	67.2
16/2/2012 11:31	66.0
16/2/2012 12:01	64.3
16/2/2012 12:31	64.9
16/2/2012 13:01	67.1
16/2/2012 13:31	67.4
16/2/2012 14:01	66.1
16/2/2012 14:31	66.4
16/2/2012 15:01	67.3
16/2/2012 15:31	67.3
16/2/2012 16:01	67.2
16/2/2012 16:31	66.8
16/2/2012 17:01	66.7
16/2/2012 17:31	68.1
16/2/2012 18:01	72.6
16/2/2012 18:31	64.7
17/2/2012 7:01	63.9
17/2/2012 7:31	65.5
17/2/2012 8:01	65.8
17/2/2012 8:31	67.0
17/2/2012 9:01	67.8
17/2/2012 9:31	68.6
17/2/2012 10:01	68.8
17/2/2012 10:31	67.9
17/2/2012 11:01	67.4
17/2/2012 11:31	66.2
17/2/2012 12:01	65.0
17/2/2012 12:31	65.2
17/2/2012 13:01	67.5
17/2/2012 13:31	67.3
17/2/2012 14:01	67.3
17/2/2012 14:31	67.2
17/2/2012 15:01	67.5
17/2/2012 15:31	66.9
17/2/2012 16:01	67.4
17/2/2012 16:31	67.1
17/2/2012 17:01	66.8
17/2/2012 17:31	65.5
17/2/2012 18:01	65.3
17/2/2012 18:31	64.6
18/2/2012 7:01	63.4
18/2/2012 7:31	65.5
18/2/2012 8:01	67.1
18/2/2012 8:31	67.1
18/2/2012 9:01	67.1
18/2/2012 9:31	67.4
18/2/2012 10:01	67.3

18/2/2012 10:31	67.9
18/2/2012 11:01	67.7
18/2/2012 11:31	66.1
18/2/2012 12:01	65.9
18/2/2012 12:31	67.4
18/2/2012 13:01	67.5
18/2/2012 13:31	68.1
18/2/2012 14:01	68.3
18/2/2012 14:31	67.2
18/2/2012 15:01	67.2
18/2/2012 15:31	66.8
18/2/2012 16:01	66.6
18/2/2012 16:31	67.0
18/2/2012 17:01	67.1
18/2/2012 17:31	65.5
18/2/2012 18:01	63.7
18/2/2012 18:31	63.2
20/2/2012 7:01	64.4
20/2/2012 7:31	65.6
20/2/2012 8:01	65.6
20/2/2012 8:31	66.8
20/2/2012 9:01	66.0
20/2/2012 9:31	66.7
20/2/2012 10:01	68.0
20/2/2012 10:31	70.9
20/2/2012 11:01	71.0
20/2/2012 11:31	68.5
20/2/2012 12:01	67.2
20/2/2012 12:31	65.2
20/2/2012 13:01	68.8
20/2/2012 13:31	69.3
20/2/2012 14:01	68.8
20/2/2012 14:31	69.3
20/2/2012 15:01	67.7
20/2/2012 15:31	67.4
20/2/2012 16:01	68.5
20/2/2012 16:31	69.2
20/2/2012 17:01	71.0
20/2/2012 17:31	69.3
20/2/2012 18:01	65.1
20/2/2012 18:31	64.8
21/2/2012 7:01	63.3
21/2/2012 7:31	64.5
21/2/2012 8:01	66.7
21/2/2012 8:31	70.8
21/2/2012 9:01	70.4
21/2/2012 9:31	68.2
21/2/2012 10:01	68.0
21/2/2012 10:31	71.3
21/2/2012 11:01	69.0
21/2/2012 11:31	66.8
21/2/2012 12:01	64.8
21/2/2012 12:31	65.4
21/2/2012 13:01	65.7
21/2/2012 13:31	68.4
21/2/2012 14:01	70.9
21/2/2012 14:31	70.9
21/2/2012 15:01	68.9
21/2/2012 15:31	68.7
21/2/2012 16:01	69.8
21/2/2012 16:31	68.3
21/2/2012 17:01	67.7
21/2/2012 17:31	66.3
21/2/2012 18:01	65.3
21/2/2012 18:31	64.5
22/2/2012 7:01	63.4
22/2/2012 7:31	64.9
22/2/2012 8:01	64.6
22/2/2012 8:31	65.9
22/2/2012 9:01	67.9
22/2/2012 9:31	67.2
22/2/2012 10:01	66.9
22/2/2012 10:31	67.6
22/2/2012 11:01	68.2
22/2/2012 11:31	67.1
22/2/2012 12:01	65.9
22/2/2012 12:31	65.9
22/2/2012 13:01	67.7
22/2/2012 13:31	69.4
22/2/2012 14:01	71.2
22/2/2012 14:31	67.4
22/2/2012 15:01	67.7
22/2/2012 15:31	67.3
22/2/2012 16:01	68.4
22/2/2012 16:31	68.0
22/2/2012 17:01	67.2
22/2/2012 17:31	66.1
22/2/2012 18:01	65.6
22/2/2012 18:31	64.5
23/2/2012 7:01	65.8
23/2/2012 7:31	64.5
23/2/2012 8:01	65.3
23/2/2012 8:31	67.2
23/2/2012 9:01	66.4
23/2/2012 9:31	66.4
23/2/2012 10:01	68.1
23/2/2012 10:31	67.8
23/2/2012 11:01	68.2
23/2/2012 11:31	67.0
23/2/2012 12:01	65.6
23/2/2012 12:31	65.0
23/2/2012 13:01	67.8
23/2/2012 13:31	67.0
23/2/2012 14:01	67.8
23/2/2012 14:31	67.2
23/2/2012 15:01	67.1
23/2/2012 15:31	67.5
23/2/2012 16:01	68.3
23/2/2012 16:31	67.8
23/2/2012 17:01	66.9

23/2/2012 17:31	67.8
23/2/2012 18:01	70.1
23/2/2012 18:31	64.7
24/2/2012 7:01	63.4
24/2/2012 7:31	64.9
24/2/2012 8:01	65.9
24/2/2012 8:31	65.9
24/2/2012 9:01	66.2
24/2/2012 9:31	67.7
24/2/2012 10:01	67.5
24/2/2012 10:31	67.8
24/2/2012 11:01	67.4
24/2/2012 11:31	66.7
24/2/2012 12:01	65.0
24/2/2012 12:31	65.5
24/2/2012 13:01	67.1
24/2/2012 13:31	67.0
24/2/2012 14:01	67.6
24/2/2012 14:31	67.4
24/2/2012 15:01	68.0
24/2/2012 15:31	67.5
24/2/2012 16:01	67.5
24/2/2012 16:31	67.4
24/2/2012 17:01	67.3
24/2/2012 17:31	66.7
24/2/2012 18:01	65.7
24/2/2012 18:31	64.6
25/2/2012 7:01	69.2
25/2/2012 7:31	64.1
25/2/2012 8:01	65.6
25/2/2012 8:31	67.1
25/2/2012 9:01	67.4
25/2/2012 9:31	67.1
25/2/2012 10:01	67.1
25/2/2012 10:31	69.6
25/2/2012 11:01	66.9
25/2/2012 11:31	66.7
25/2/2012 12:01	65.1
25/2/2012 12:31	65.2
25/2/2012 13:01	66.4
25/2/2012 13:31	66.1
25/2/2012 14:01	66.5
25/2/2012 14:31	66.7
25/2/2012 15:01	68.7
25/2/2012 15:31	66.0
25/2/2012 16:01	67.0
25/2/2012 16:31	66.5
25/2/2012 17:01	66.7
25/2/2012 17:31	67.4
25/2/2012 18:01	64.2
25/2/2012 18:31	62.6
27/2/2012 7:01	62.6
27/2/2012 7:31	63.8
27/2/2012 8:01	64.1
27/2/2012 8:31	64.2
27/2/2012 9:01	65.2
27/2/2012 9:31	64.8
27/2/2012 10:01	64.1
27/2/2012 10:31	64.6
27/2/2012 11:01	64.0
27/2/2012 11:31	64.5
27/2/2012 12:01	63.8
27/2/2012 12:31	64.0
27/2/2012 13:01	64.5
27/2/2012 13:31	64.3
27/2/2012 14:01	63.5
27/2/2012 14:31	64.7
27/2/2012 15:01	64.6
27/2/2012 15:31	64.6
27/2/2012 16:01	64.7
27/2/2012 16:31	64.8
27/2/2012 17:01	64.6
27/2/2012 17:31	64.5
27/2/2012 18:01	64.4
27/2/2012 18:31	64.7
27/2/2012 19:01	65.7

Normal Day 19:00-23:00,
Sunday & Holiday 07:00-23:00

28/1/2012 19:01	63.7
28/1/2012 19:06	63.8
28/1/2012 19:11	63.7
28/1/2012 19:16	63.3
28/1/2012 19:21	63.6
28/1/2012 19:26	63.4
28/1/2012 19:31	63.4
28/1/2012 19:36	63.4
28/1/2012 19:41	63.1
28/1/2012 19:46	63.3
28/1/2012 19:51	63.2
28/1/2012 19:56	63.0
28/1/2012 20:01	63.3
28/1/2012 20:06	62.7
28/1/2012 20:11	62.8
28/1/2012 20:16	63.2
28/1/2012 20:21	63.2
28/1/2012 20:26	62.7
28/1/2012 20:31	63.5
28/1/2012 20:36	63.3
28/1/2012 20:41	63.0
28/1/2012 20:46	63.6
28/1/2012 20:51	63.0
28/1/2012 20:56	63.2
28/1/2012 21:01	63.3
28/1/2012 21:06	63.3
28/1/2012 21:11	63.5
28/1/2012 21:16	63.2
28/1/2012 21:21	63.4
28/1/2012 21:26	63.6
28/1/2012 21:31	63.2

Real-time Noise Data RTN1 (FEHD Hong Kong Transport Section Whitefield Depot)

28/1/2012 21:36	63.4	29/1/2012 14:46	64.9	30/1/2012 19:56	63.8	1/2/2012 21:06	62.6	3/2/2012 22:16	63.8	5/2/2012 11:26	63.4
28/1/2012 21:41	63.4	29/1/2012 14:51	64.4	30/1/2012 20:01	64.0	1/2/2012 21:11	63.0	3/2/2012 22:21	62.2	5/2/2012 11:31	63.3
28/1/2012 21:46	62.6	29/1/2012 14:56	65.4	30/1/2012 20:06	64.3	1/2/2012 21:16	63.1	3/2/2012 22:26	63.3	5/2/2012 11:36	63.9
28/1/2012 21:51	62.6	29/1/2012 15:01	64.3	30/1/2012 20:11	63.2	1/2/2012 21:21	63.9	3/2/2012 22:31	62.6	5/2/2012 11:41	63.2
28/1/2012 21:56	62.7	29/1/2012 15:06	64.1	30/1/2012 20:16	63.8	1/2/2012 21:26	63.4	3/2/2012 22:36	62.6	5/2/2012 11:46	62.6
28/1/2012 22:01	62.9	29/1/2012 15:11	63.7	30/1/2012 20:21	64.3	1/2/2012 21:31	62.4	3/2/2012 22:41	62.4	5/2/2012 11:51	63.5
28/1/2012 22:06	61.9	29/1/2012 15:16	63.0	30/1/2012 20:26	63.7	1/2/2012 21:36	62.5	3/2/2012 22:46	62.2	5/2/2012 11:56	63.2
28/1/2012 22:11	62.3	29/1/2012 15:21	62.5	30/1/2012 20:31	63.6	1/2/2012 21:41	62.6	3/2/2012 22:51	62.5	5/2/2012 12:01	63.1
28/1/2012 22:16	62.4	29/1/2012 15:26	63.0	30/1/2012 20:36	63.2	1/2/2012 21:46	62.5	3/2/2012 22:56	63.1	5/2/2012 12:06	62.7
28/1/2012 22:21	62.2	29/1/2012 15:31	62.8	30/1/2012 20:41	62.8	1/2/2012 21:51	63.4	4/2/2012 19:01	63.5	5/2/2012 12:11	63.4
28/1/2012 22:26	62.2	29/1/2012 15:36	62.0	30/1/2012 20:46	63.5	1/2/2012 21:56	62.8	4/2/2012 19:06	63.6	5/2/2012 12:16	62.9
28/1/2012 22:31	62.1	29/1/2012 15:41	62.9	30/1/2012 20:51	63.7	1/2/2012 22:01	62.9	4/2/2012 19:11	63.3	5/2/2012 12:21	64.0
28/1/2012 22:36	62.4	29/1/2012 15:46	67.0	30/1/2012 20:56	63.0	1/2/2012 22:06	62.6	4/2/2012 19:16	63.7	5/2/2012 12:26	62.5
28/1/2012 22:41	62.3	29/1/2012 15:51	62.6	30/1/2012 21:01	63.3	1/2/2012 22:11	63.3	4/2/2012 19:21	64.0	5/2/2012 12:31	61.4
28/1/2012 22:46	62.2	29/1/2012 15:56	62.5	30/1/2012 21:06	63.1	1/2/2012 22:16	62.5	4/2/2012 19:26	63.2	5/2/2012 12:36	61.0
28/1/2012 22:51	62.3	29/1/2012 16:01	64.8	30/1/2012 21:11	62.9	1/2/2012 22:21	62.6	4/2/2012 19:31	62.8	5/2/2012 12:41	63.4
28/1/2012 22:56	63.1	29/1/2012 16:06	63.2	30/1/2012 21:16	63.1	1/2/2012 22:26	62.2	4/2/2012 19:36	63.2	5/2/2012 12:46	61.9
29/1/2012 7:01	61.0	29/1/2012 16:11	66.2	30/1/2012 21:21	63.1	1/2/2012 22:31	62.5	4/2/2012 19:41	63.6	5/2/2012 12:51	62.1
29/1/2012 7:06	62.7	29/1/2012 16:16	63.4	30/1/2012 21:26	62.7	1/2/2012 22:36	62.8	4/2/2012 19:46	62.8	5/2/2012 12:56	61.8
29/1/2012 7:11	62.1	29/1/2012 16:21	63.6	30/1/2012 21:31	62.5	1/2/2012 22:41	62.1	4/2/2012 19:51	63.0	5/2/2012 13:01	61.1
29/1/2012 7:16	60.1	29/1/2012 16:26	62.9	30/1/2012 21:36	63.8	1/2/2012 22:46	61.8	4/2/2012 19:56	62.5	5/2/2012 13:06	63.8
29/1/2012 7:21	60.4	29/1/2012 16:31	62.9	30/1/2012 21:41	63.1	1/2/2012 22:51	62.7	4/2/2012 20:01	62.2	5/2/2012 13:11	63.9
29/1/2012 7:26	60.8	29/1/2012 16:36	63.8	30/1/2012 21:46	63.3	1/2/2012 22:56	61.6	4/2/2012 20:06	62.3	5/2/2012 13:16	61.6
29/1/2012 7:31	60.5	29/1/2012 16:41	66.1	30/1/2012 21:51	63.7	2/2/2012 19:01	64.3	4/2/2012 20:11	62.9	5/2/2012 13:21	63.5
29/1/2012 7:36	60.8	29/1/2012 16:46	63.5	30/1/2012 21:56	63.5	2/2/2012 19:06	64.2	4/2/2012 20:16	64.8	5/2/2012 13:26	62.6
29/1/2012 7:41	61.9	29/1/2012 16:51	63.6	30/1/2012 22:01	63.6	2/2/2012 19:11	64.4	4/2/2012 20:21	62.8	5/2/2012 13:31	64.0
29/1/2012 7:46	60.6	29/1/2012 16:56	63.9	30/1/2012 22:06	62.9	2/2/2012 19:16	64.2	4/2/2012 20:26	62.5	5/2/2012 13:36	63.9
29/1/2012 7:51	61.1	29/1/2012 17:01	63.9	30/1/2012 22:11	62.8	2/2/2012 19:21	64.1	4/2/2012 20:31	63.1	5/2/2012 13:41	63.9
29/1/2012 7:56	61.3	29/1/2012 17:06	63.7	30/1/2012 22:16	62.9	2/2/2012 19:26	64.1	4/2/2012 20:36	62.5	5/2/2012 13:46	64.7
29/1/2012 8:01	60.3	29/1/2012 17:11	63.3	30/1/2012 22:21	62.6	2/2/2012 19:31	64.0	4/2/2012 20:41	62.4	5/2/2012 13:51	64.1
29/1/2012 8:06	60.3	29/1/2012 17:16	64.3	30/1/2012 22:26	61.8	2/2/2012 19:36	64.0	4/2/2012 20:46	62.8	5/2/2012 13:56	64.5
29/1/2012 8:11	61.8	29/1/2012 17:21	63.5	30/1/2012 22:31	62.5	2/2/2012 19:41	63.9	4/2/2012 20:51	62.4	5/2/2012 14:01	64.0
29/1/2012 8:16	62.3	29/1/2012 17:26	63.5	30/1/2012 22:36	62.4	2/2/2012 19:46	63.7	4/2/2012 20:56	63.0	5/2/2012 14:06	63.8
29/1/2012 8:21	63.2	29/1/2012 17:31	63.8	30/1/2012 22:41	62.5	2/2/2012 19:51	64.1	4/2/2012 21:01	61.8	5/2/2012 14:11	63.6
29/1/2012 8:26	63.8	29/1/2012 17:36	64.4	30/1/2012 22:46	62.2	2/2/2012 19:56	63.6	4/2/2012 21:06	61.5	5/2/2012 14:16	63.6
29/1/2012 8:31	63.2	29/1/2012 17:41	63.8	30/1/2012 22:51	62.9	2/2/2012 20:01	63.6	4/2/2012 21:11	61.8	5/2/2012 14:21	63.7
29/1/2012 8:36	62.8	29/1/2012 17:46	63.7	30/1/2012 22:56	62.2	2/2/2012 20:06	65.3	4/2/2012 21:16	62.0	5/2/2012 14:26	63.2
29/1/2012 8:41	63.1	29/1/2012 17:51	65.0	31/1/2012 19:01	63.9	2/2/2012 20:11	63.3	4/2/2012 21:21	61.9	5/2/2012 14:31	63.4
29/1/2012 8:46	63.8	29/1/2012 17:56	64.9	31/1/2012 19:06	64.1	2/2/2012 20:16	64.6	4/2/2012 21:26	63.3	5/2/2012 14:36	62.8
29/1/2012 8:51	63.5	29/1/2012 18:01	63.7	31/1/2012 19:11	63.9	2/2/2012 20:21	64.1	4/2/2012 21:31	62.2	5/2/2012 14:41	62.9
29/1/2012 8:56	64.1	29/1/2012 18:06	63.3	31/1/2012 19:16	64.2	2/2/2012 20:26	63.6	4/2/2012 21:36	62.4	5/2/2012 14:46	63.0
29/1/2012 9:01	63.2	29/1/2012 18:11	63.9	31/1/2012 19:21	64.0	2/2/2012 20:31	63.9	4/2/2012 21:41	61.9	5/2/2012 14:51	62.6
29/1/2012 9:06	63.6	29/1/2012 18:16	64.3	31/1/2012 19:26	64.6	2/2/2012 20:36	63.4	4/2/2012 21:46	62.4	5/2/2012 14:56	62.7
29/1/2012 9:11	65.2	29/1/2012 18:21	63.8	31/1/2012 19:31	64.4	2/2/2012 20:41	63.4	4/2/2012 21:51	62.9	5/2/2012 15:01	63.0
29/1/2012 9:16	65.2	29/1/2012 18:26	63.8	31/1/2012 19:36	64.3	2/2/2012 20:46	63.3	4/2/2012 21:56	62.2	5/2/2012 15:06	63.1
29/1/2012 9:21	64.8	29/1/2012 18:31	63.9	31/1/2012 19:41	64.2	2/2/2012 20:51	63.3	4/2/2012 22:01	61.9	5/2/2012 15:11	62.9
29/1/2012 9:26	65.7	29/1/2012 18:36	64.1	31/1/2012 19:46	63.8	2/2/2012 20:56	63.0	4/2/2012 22:06	63.0	5/2/2012 15:16	62.8
29/1/2012 9:31	66.1	29/1/2012 18:41	65.2	31/1/2012 19:51	65.0	2/2/2012 21:01	63.3	4/2/2012 22:11	62.3	5/2/2012 15:21	62.8
29/1/2012 9:36	64.9	29/1/2012 18:46	65.1	31/1/2012 19:56	64.2	2/2/2012 21:06	63.5	4/2/2012 22:16	62.7	5/2/2012 15:26	63.0
29/1/2012 9:41	64.6	29/1/2012 18:51	63.5	31/1/2012 20:01	64.2	2/2/2012 21:11	63.1	4/2/2012 22:21	62.2	5/2/2012 15:31	62.8
29/1/2012 9:46	64.9	29/1/2012 18:56	63.9	31/1/2012 20:06	68.1	2/2/2012 21:16	63.2	4/2/2012 22:26	62.3	5/2/2012 15:36	65.0
29/1/2012 9:51	65.1	29/1/2012 19:01	63.5	31/1/2012 20:11	63.4	2/2/2012 21:21	63.2	4/2/2012 22:31	63.0	5/2/2012 15:41	63.9
29/1/2012 9:56	64.9	29/1/2012 19:06	63.4	31/1/2012 20:16	66.2	2/2/2012 21:26	63.7	4/2/2012 22:36	62.6	5/2/2012 15:46	63.8
29/1/2012 10:01	64.7	29/1/2012 19:11	63.4	31/1/2012 20:21	64.7	2/2/2012 21:31	62.9	4/2/2012 22:41	62.0	5/2/2012 15:51	63.0
29/1/2012 10:06	64.4	29/1/2012 19:16	63.4	31/1/2012 20:26	64.1	2/2/2012 21:36	63.2	4/2/2012 22:46	62.8	5/2/2012 15:56	63.5
29/1/2012 10:11	64.4	29/1/2012 19:21	63.3	31/1/2012 20:31	64.0	2/2/2012 21:41	63.0	4/2/2012 22:51	62.5	5/2/2012 16:01	65.4
29/1/2012 10:16	64.5	29/1/2012 19:26	64.1	31/1/2012 20:36	64.1	2/2/2012 21:46	62.9	4/2/2012 22:56	64.0	5/2/2012 16:06	63.8
29/1/2012 10:21	64.2	29/1/2012 19:31	63.5	31/1/2012 20:41	64.8	2/2/2012 21:51	63.4	5/2/2012 7:01	53.4	5/2/2012 16:11	63.7
29/1/2012 10:26	65.0	29/1/2012 19:36	62.6	31/1/2012 20:46	63.7	2/2/2012 21:56	63.2	5/2/2012 7:06	52.9	5/2/2012 16:16	63.0
29/1/2012 10:31	65.6	29/1/2012 19:41	62.0	31/1/2012 20:51	64.1	2/2/2012 22:01	63.1	5/2/2012 7:11	51.9	5/2/2012 16:21	64.2
29/1/2012 10:36	64.9	29/1/2012 19:46	62.3	31/1/2012 20:56	63.4	2/2/2012 22:06	62.6	5/2/2012 7:16	52.6	5/2/2012 16:26	63.1
29/1/2012 10:41	65.1	29/1/2012 19:51	63.7	31/1/2012 21:01	63.4	2/2/2012 22:11	62.6	5/2/2012 7:21	51.8	5/2/2012 16:31	63.2
29/1/2012 10:46	65.4	29/1/2012 19:56	61.7	31/1/2012 21:06	64.8	2/2/2012 22:16	63.0	5/2/2012 7:26	52.4	5/2/2012 16:36	63.8
29/1/2012 10:51	65.2	29/1/2012 20:01	62.0	31/1/2012 21:11	63.1	2/2/2012 22:21	62.4	5/2/2012 7:31	52.2	5/2/2012 16:41	63.2
29/1/2012 10:56	65.2	29/1/2012 20:06	62.2	31/1/2012 21:16	63.6	2/2/2012 22:26	62.1	5/2/2012 7:36	52.3	5/2/2012 16:46	63.5
29/1/2012 11:01	64.8	29/1/2012 20:11	61.8	31/1/2012 21:21	62.5	2/2/2012 22:31	62.2	5/2/2012 7:41	59.0	5/2/2012 16:51	63.9
29/1/2012 11:06	64.9	29/1/2012 20:16	62.1	31/1/2012 21:26	64.8	2/2/2012 22:36	62.4	5/2/2012 7:46	52.2	5/2/2012 16:56	64.2
29/1/2012 11:11	65.0	29/1/2012 20:21	62.1	31/1/2012 21:31	63.4	2/2/2012 22:41	62.5	5/2/2012 7:51	59.9	5/2/2012 17:01	64.3
29/1/2012 11:16	65.1	29/1/2012 20:26	61.7	31/1/2012 21:36	63.0	2/2/2012 22:46	61.9	5/2/2012 7:56	54.2	5/2/2012 17:06	63.0
29/1/2012 11:21	65.4	29/1/2012 20:31	62.1	31/1/2012 21:41	62.9	2/2/2012 22:51	62.5	5/2/2012 8:01	52.7	5/2/2012 17:11	63.9
29/1/2012 11:26	64.6	29/1/2012 20:36	61.6	31/1/2012 21:46	63.0	2/2/2012 22:56	62.3	5/2/2012 8:06	53.7	5/2/2012 17:16	64.1
29/1/2012 11:31	65.2	29/1/2012 20:41	62.2	31/1/2012 21:51	63.8	3/2/2012 19:01	63.3	5/2/2012 8:11	55.4	5/2/2012 17:21	63.6
29/1/2012 11:36	64.7	29/1/2012 20:46	62.8	31/1/2012 21:56	63.7	3/2/2012 19:06	63.1	5/2/2012 8:16	56.6	5/2/2012 17:26	63.4
29/1/2012 11:41	65.6	29/1/2012 20:51	63.3	31/1/2012 22:01	63.1	3/2/2012 19:11	62.6	5/2/2012 8:21	55.6	5/2/2012 17:31	64.3
29/1/2012 11:46	64.7	29/1/2012 20:56	63.1	31/1/2012 22:06	62.9	3/2/2012 19:16	62.5	5/2/2012 8:26	57.5	5/2/2012 17:36	65.1
29/1/2012 11:51	64.2	29/1/2012 21:01	63.9	31/1/2012 22:11	61.9	3/2/2012 19:21	63.3	5/2/2012 8:31	57.7	5/2/2012 17:41	65.1
29/1/2012 11:56	64.5	29/1/2012 21:06	63.7	31/1/2012 22:16	64.1	3/2/2012 19:26	63.5	5/2/2012 8:36	56.4	5/2/2012 17:46	64.5
29/1/2012 12:01	63.9	29/1/2012 21:11	63.8	31/1/2012 22:21	62.1	3/2/2012 19:31	65.6	5/2/2012 8:41	57.8	5/2/2012 17:51	63.8
29/1/2012 12:06	63.0	29/1/2012 21:16	64.0	31/1/2012 22:26	62.3	3/2/2012 19:36	64.9	5/2/2012 8:46	55.8	5/2/2012 17:56	64.0
29/1/2012 12:11	62.8	29/1/2012 21:21	64.0	31/1/2012 22:31	61.6	3/2/2012 19:41	63.2	5/2/2012 8:51	62.1	5/2/2012 18:01	64.0
29/1/2012 12:16	62.0	29/1/2012 21:26	63.5	31/1/2012 22:36	62.1	3/2/2012 19:46	63.4	5/2/2012 8:56	56.2	5/2/2012 18:06	64.4
29/1/2012 12:21	62.3	29/1/2012 21:31	63.7	31/1/2012 22:41	63.0	3/2/2012 19:51	63.8	5/2/2012 9:01	67.5	5/2/2012 18:11	64.1
29/1/2012 12:26	63.3	29/1/2012 21:36	63.6	31/1/2012 22:46	61.6	3/2/2012 19:56	64.3	5/2/2012 9:06	69.3	5/2/2012 18:16	64.1
29/1/2012 12:31	62.4	29/1/2012 21:41	63.6	31/1/2012 22:51	61.9	3/2/2012 20:01	63.2	5/2/2012 9:11	59.8	5/2/2012 18:21	63.6
29/1/2012 12:36	62.9	29/1/2012 21:46	63.8	31/1/2012 22:56	62.2	3/2/2012 20:06	64.8	5/2/2012 9:16	61.9	5/2/2012 18:26	63.4
29/1/2012 12:41	62.6	29/1/2012 21:51	63.4	1/2/2012 19:01	64.6	3/2/2012 20:11	63.2	5/2/2012 9:21	58.8	5/2/2012 18:31	63.3
29/1/2012 12:46	62.8	29/1/2012 21:56	65.2	1/2/2012 19:06	64.0	3/2/2012 20:16	64.0	5/2/2012 9:26	58.8	5/2/2012 18:36	63.5
29/1/2012 12:51	63.0	29/1/2012 22:01	62.8	1/2/2012 19:11	65.0	3/2/2012 20:21	63.6	5/2/2012 9:31	59.0	5/2/2012 18:41	63.3
29/1/2012 12:56	63.3	29/1/2012 22:06	62.7	1/2/2012 19:16	64.3	3/2/2012 20:26	63.2	5/2/2012 9:36	59.9	5/2/2012 18:46	63.4
29/1/2012 13:01	63.3	29/1/2012 22:11	62.9	1/2/2012 19:21	64.2	3/2/2012 20:31	65.0	5/2/2012 9:41	60.7	5/2/2012 18:51	63.7
29/1/2012 13:06	62.8	29/1/2012 22:16	62.4	1/2/2012 19:26	64.1	3/2/2012 20:36	63.1	5/2/2012 9:46	59.2	5/2/2012 18:56	63.9
29/1/2012 13:11	63.2	29/1/2012 22:21	61.8	1/2/2012 19:31	64.2	3/2/2012 20:41	62.3	5/2/2012 9:51	59.7	5/2/2012 19:01	63.2
29/1/2012 13:16	63.0	29/1/2012 22:26	61.7	1/2/2012 19:36	64.0	3/2/2012 20:46	62.3	5/2/2012 9:56	60.0	5/2/2012 19:06	62.6
29/1/2012 13:21	63.0	29/1/2012 22:31	62.4	1/2/2012 19:41	63.8	3/2/2012 20:51	62.9	5/2/2012 10:01	59.6	5/2/2012 19:11	63.1
29/1/2012 13:26	63.1	29/1/2012 22:36	61.4	1/2/2012 19:46	64.0	3/2/2012 20:56	62.1	5/2/2012 10:06	59.8	5/2/2012 19:16	63.1
29/1/2012 13:31	63.3	29/1/2012 22:41	61.7	1/2/2012 19:51	64.3	3/2/2012 21:01	62.7	5/2/2012 10:11	58.8	5/2/2012 19:21	63.5
29/1/2012 13:36	62.8	29/1/2012 22:46	61.6	1/2/2012 19:56	63.1	3/2/2012 21:06	62.2	5/2/2012 10:16	59.2	5/2/2012 19:26	62.6
29/1/2012 13:41	62.7	29/1/2012 22:51	61.9	1/2/2012 20:01	62.8	3/2/2012 21:11	62.5	5/2/2012 10:21	60.0	5/2/2012 19:31	63.8
29/1/2012 13:46	63.8	29/1/2012 22:56	61.7	1/2/2012 20:06	63.9	3/2/2012 21:16	63.2	5/2/2012 10:26	59.5	5/2/2012 19:36	63.6
29/1/2012 13:51	64.3	30/1/2012 19:01	65.1	1/2/2012 20:11	63.6	3/2/2012 21:21	65.4	5/2/2012 10:31	61.9	5/2/2012 19:41	63.2
29/1/2012 13:56	63.7	30/1/2012 19:06	64.9	1/2/2012 20:16	64.4	3/2/2012 21:26	62.8	5/2/2012 10:36	62.9	5/2/2012 19:46	62.9
29/1/2012 14:01	64.1	30/1/2012 19:11	64.8	1/2/2012 20:21	64.1	3/2/2012 21:31	63.0	5/2/2012 10:41	63.8	5/2/2012 19:51	63.2
29/1/2012 14:06	65.1	30/1/2012 19:16	64.7	1/2/2012 20:26	63.6	3/2/2012 21:36	62.9	5/2/2012 10:46	64.3	5/2/2012 19:56	63.0
29/1/2012 14:11	64.5	30/1/2012 19:21	64.5	1/2/2012 20:31	64.5	3/2/2012 21:41	62.6	5/2/2012 10:51	62.7	5/2/2012 20:01	62.8
29/1/2012 14:16	64.6	30/1/2012 19:26	64.2	1/2/2012 20:36	63.2	3/2/2012 21:46	62.8	5/2/2012 10:56	64.5	5/2/2012 20:06	65.4
29/1/2012 14:21	64.6	30/1/2012 19:31	64.0	1/2/2012 20:41	62.5	3/2/2012 21:51	63.2	5/2/2012 11:01	63.0	5/2/2012 20:11	62.4
29/1/2012 14:26	64.8	30/1/2012 19:36	64.3	1/2/2012 20:46	62.4	3/2/2012 21:56	63.0	5/2/2012 11:06	64.3	5/2/2012 20:16	62.6
29/1/2012 14:31	64.3	30/1/2012 19:41	64.3	1/2/2012 20:51	62.1	3/2/2012 22:01	64.1	5/2/2012 11:11	62.5	5/2/2012 20:21	62.5
29/1/2012 14:36	64.4	30/1/2012 19:46	63.9	1/2/2012 20:56	62.4	3/2/2012 22:06	63.0	5/2/2012 11:16	64.8	5/2/2012 20:26	62.1
29/1/2012 14:41	64.6	30/1/2012 19:51	63.8	1/2/2012 21:01	63.1	3/2/2012 22:11	62.9	5/2/2012 11:21	64.2	5/2/2012 20:31	62.4

Real-time Noise Data RTN1 (FEHD Hong Kong Transport Section Whitefield Depot)

5/2/2012 20:36	63.8	7/2/2012 21:46	62.6	9/2/2012 22:56	63.1	12/2/2012 8:06	61.5	12/2/2012 17:16	63.5	13/2/2012 22:26	63.0
5/2/2012 20:41	62.7	7/2/2012 21:51	62.7	10/2/2012 19:01	64.4	12/2/2012 8:11	62.1	12/2/2012 17:21	63.9	13/2/2012 22:31	62.8
5/2/2012 20:46	61.7	7/2/2012 21:56	62.7	10/2/2012 19:06	64.1	12/2/2012 8:16	62.3	12/2/2012 17:26	63.4	13/2/2012 22:36	61.7
5/2/2012 20:51	62.3	7/2/2012 22:01	61.8	10/2/2012 19:11	64.1	12/2/2012 8:21	62.8	12/2/2012 17:31	63.5	13/2/2012 22:41	61.9
5/2/2012 20:56	61.6	7/2/2012 22:06	62.7	10/2/2012 19:16	63.8	12/2/2012 8:26	63.6	12/2/2012 17:36	63.5	13/2/2012 22:46	62.2
5/2/2012 21:01	61.5	7/2/2012 22:11	62.4	10/2/2012 19:21	63.5	12/2/2012 8:31	62.3	12/2/2012 17:41	64.0	13/2/2012 22:51	62.2
5/2/2012 21:06	61.8	7/2/2012 22:16	63.9	10/2/2012 19:26	63.9	12/2/2012 8:36	61.9	12/2/2012 17:46	64.1	13/2/2012 22:56	61.7
5/2/2012 21:11	61.6	7/2/2012 22:21	62.5	10/2/2012 19:31	64.1	12/2/2012 8:41	62.7	12/2/2012 17:51	65.0	14/2/2012 19:01	63.4
5/2/2012 21:16	62.8	7/2/2012 22:26	62.8	10/2/2012 19:36	64.0	12/2/2012 8:46	62.7	12/2/2012 17:56	64.5	14/2/2012 19:06	64.4
5/2/2012 21:21	62.4	7/2/2012 22:31	61.9	10/2/2012 19:41	63.7	12/2/2012 8:51	63.5	12/2/2012 18:01	64.0	14/2/2012 19:11	64.3
5/2/2012 21:26	62.0	7/2/2012 22:36	62.1	10/2/2012 19:46	63.4	12/2/2012 8:56	62.9	12/2/2012 18:06	63.9	14/2/2012 19:16	64.5
5/2/2012 21:31	62.5	7/2/2012 22:41	61.7	10/2/2012 19:51	63.8	12/2/2012 9:01	62.5	12/2/2012 18:11	64.4	14/2/2012 19:21	64.1
5/2/2012 21:36	61.7	7/2/2012 22:46	62.4	10/2/2012 19:56	63.5	12/2/2012 9:06	62.5	12/2/2012 18:16	63.8	14/2/2012 19:26	64.2
5/2/2012 21:41	61.9	7/2/2012 22:51	61.9	10/2/2012 20:01	63.4	12/2/2012 9:11	63.2	12/2/2012 18:21	63.1	14/2/2012 19:31	63.7
5/2/2012 21:46	63.2	7/2/2012 22:56	62.2	10/2/2012 20:06	66.2	12/2/2012 9:16	63.6	12/2/2012 18:26	63.8	14/2/2012 19:36	64.2
5/2/2012 21:51	61.9	8/2/2012 19:01	63.8	10/2/2012 20:11	64.3	12/2/2012 9:21	63.7	12/2/2012 18:31	64.6	14/2/2012 19:41	64.3
5/2/2012 21:56	61.7	8/2/2012 19:06	64.1	10/2/2012 20:16	63.5	12/2/2012 9:26	64.7	12/2/2012 18:36	65.5	14/2/2012 19:46	64.1
5/2/2012 22:01	62.1	8/2/2012 19:11	62.9	10/2/2012 20:21	63.6	12/2/2012 9:31	64.5	12/2/2012 18:41	64.0	14/2/2012 19:51	63.4
5/2/2012 22:06	61.9	8/2/2012 19:16	62.1	10/2/2012 20:26	63.8	12/2/2012 9:36	65.4	12/2/2012 18:46	64.1	14/2/2012 19:56	64.0
5/2/2012 22:11	62.3	8/2/2012 19:21	62.4	10/2/2012 20:31	64.1	12/2/2012 9:41	65.9	12/2/2012 18:51	63.4	14/2/2012 20:01	64.0
5/2/2012 22:16	62.0	8/2/2012 19:26	63.2	10/2/2012 20:36	64.4	12/2/2012 9:46	65.5	12/2/2012 18:56	63.6	14/2/2012 20:06	63.9
5/2/2012 22:21	62.4	8/2/2012 19:31	64.6	10/2/2012 20:41	63.7	12/2/2012 9:51	65.2	12/2/2012 19:01	63.1	14/2/2012 20:11	63.7
5/2/2012 22:26	61.6	8/2/2012 19:36	65.1	10/2/2012 20:46	63.7	12/2/2012 9:56	65.4	12/2/2012 19:06	63.6	14/2/2012 20:16	62.8
5/2/2012 22:31	61.8	8/2/2012 19:41	65.2	10/2/2012 20:51	63.9	12/2/2012 10:01	64.3	12/2/2012 19:11	63.1	14/2/2012 20:21	63.1
5/2/2012 22:36	61.2	8/2/2012 19:46	64.5	10/2/2012 20:56	63.7	12/2/2012 10:06	64.2	12/2/2012 19:16	63.4	14/2/2012 20:26	64.6
5/2/2012 22:41	61.7	8/2/2012 19:51	64.3	10/2/2012 21:01	63.5	12/2/2012 10:11	64.9	12/2/2012 19:21	62.8	14/2/2012 20:31	63.6
5/2/2012 22:46	62.3	8/2/2012 19:56	63.9	10/2/2012 21:06	63.9	12/2/2012 10:16	66.0	12/2/2012 19:26	62.8	14/2/2012 20:36	63.5
5/2/2012 22:51	61.7	8/2/2012 20:01	63.9	10/2/2012 21:11	63.8	12/2/2012 10:21	65.7	12/2/2012 19:31	63.4	14/2/2012 20:41	63.3
5/2/2012 22:56	61.7	8/2/2012 20:06	63.8	10/2/2012 21:16	63.4	12/2/2012 10:26	65.8	12/2/2012 19:36	62.6	14/2/2012 20:46	63.2
6/2/2012 19:01	62.4	8/2/2012 20:11	64.0	10/2/2012 21:21	63.7	12/2/2012 10:31	65.6	12/2/2012 19:41	64.0	14/2/2012 20:51	63.5
6/2/2012 19:06	63.7	8/2/2012 20:16	63.6	10/2/2012 21:26	64.0	12/2/2012 10:36	64.3	12/2/2012 19:46	63.1	14/2/2012 20:56	62.7
6/2/2012 19:11	63.7	8/2/2012 20:21	64.8	10/2/2012 21:31	64.1	12/2/2012 10:41	63.6	12/2/2012 19:51	63.0	14/2/2012 21:01	63.2
6/2/2012 19:16	63.6	8/2/2012 20:26	64.0	10/2/2012 21:36	63.5	12/2/2012 10:46	63.7	12/2/2012 19:56	63.0	14/2/2012 21:06	62.3
6/2/2012 19:21	63.7	8/2/2012 20:31	65.4	10/2/2012 21:41	63.5	12/2/2012 10:51	63.3	12/2/2012 20:01	63.3	14/2/2012 21:11	62.1
6/2/2012 19:26	62.8	8/2/2012 20:36	63.5	10/2/2012 21:46	63.6	12/2/2012 10:56	63.5	12/2/2012 20:06	63.1	14/2/2012 21:16	62.2
6/2/2012 19:31	63.4	8/2/2012 20:41	63.5	10/2/2012 21:51	63.1	12/2/2012 11:01	63.9	12/2/2012 20:11	63.1	14/2/2012 21:21	62.0
6/2/2012 19:36	63.8	8/2/2012 20:46	63.2	10/2/2012 21:56	63.3	12/2/2012 11:06	63.9	12/2/2012 20:16	63.4	14/2/2012 21:26	62.7
6/2/2012 19:41	63.0	8/2/2012 20:51	63.2	10/2/2012 22:01	63.3	12/2/2012 11:11	64.2	12/2/2012 20:21	63.6	14/2/2012 21:31	61.9
6/2/2012 19:46	63.1	8/2/2012 20:56	63.5	10/2/2012 22:06	63.7	12/2/2012 11:16	66.7	12/2/2012 20:26	62.4	14/2/2012 21:36	62.6
6/2/2012 19:51	63.1	8/2/2012 21:01	62.8	10/2/2012 22:11	63.7	12/2/2012 11:21	63.8	12/2/2012 20:31	62.4	14/2/2012 21:41	62.6
6/2/2012 19:56	63.9	8/2/2012 21:06	63.5	10/2/2012 22:16	63.7	12/2/2012 11:26	64.2	12/2/2012 20:36	62.8	14/2/2012 21:46	62.9
6/2/2012 20:01	63.3	8/2/2012 21:11	63.5	10/2/2012 22:21	64.2	12/2/2012 11:31	63.9	12/2/2012 20:41	61.7	14/2/2012 21:51	63.4
6/2/2012 20:06	63.3	8/2/2012 21:16	63.8	10/2/2012 22:26	62.2	12/2/2012 11:36	63.3	12/2/2012 20:46	62.8	14/2/2012 21:56	62.6
6/2/2012 20:11	62.7	8/2/2012 21:21	63.9	10/2/2012 22:31	62.7	12/2/2012 11:41	63.3	12/2/2012 20:51	61.6	14/2/2012 22:01	62.7
6/2/2012 20:16	62.6	8/2/2012 21:26	63.8	10/2/2012 22:36	62.4	12/2/2012 11:46	62.7	12/2/2012 20:56	61.4	14/2/2012 22:06	62.6
6/2/2012 20:21	62.4	8/2/2012 21:31	63.3	10/2/2012 22:41	61.7	12/2/2012 11:51	62.7	12/2/2012 21:01	62.3	14/2/2012 22:11	62.8
6/2/2012 20:26	63.1	8/2/2012 21:36	63.6	10/2/2012 22:46	62.3	12/2/2012 11:56	62.7	12/2/2012 21:06	62.1	14/2/2012 22:16	62.3
6/2/2012 20:31	62.8	8/2/2012 21:41	63.4	10/2/2012 22:51	62.8	12/2/2012 12:01	62.6	12/2/2012 21:11	61.9	14/2/2012 22:21	63.2
6/2/2012 20:36	62.9	8/2/2012 21:46	63.0	10/2/2012 22:56	64.1	12/2/2012 12:06	63.2	12/2/2012 21:16	62.3	14/2/2012 22:26	61.5
6/2/2012 20:41	63.1	8/2/2012 21:51	63.3	11/2/2012 19:01	62.5	12/2/2012 12:11	62.7	12/2/2012 21:21	62.8	14/2/2012 22:31	61.8
6/2/2012 20:46	62.8	8/2/2012 21:56	63.4	11/2/2012 19:06	63.2	12/2/2012 12:16	62.4	12/2/2012 21:26	61.3	14/2/2012 22:36	61.8
6/2/2012 20:51	62.9	8/2/2012 22:01	63.5	11/2/2012 19:11	63.6	12/2/2012 12:21	62.8	12/2/2012 21:31	61.8	14/2/2012 22:41	61.5
6/2/2012 20:56	62.8	8/2/2012 22:06	63.6	11/2/2012 19:16	63.8	12/2/2012 12:26	62.9	12/2/2012 21:36	61.9	14/2/2012 22:46	62.3
6/2/2012 21:01	62.6	8/2/2012 22:11	63.6	11/2/2012 19:21	63.3	12/2/2012 12:31	63.1	12/2/2012 21:41	62.7	14/2/2012 22:51	63.0
6/2/2012 21:06	62.0	8/2/2012 22:16	63.3	11/2/2012 19:26	63.8	12/2/2012 12:36	62.9	12/2/2012 21:46	62.2	14/2/2012 22:56	61.4
6/2/2012 21:11	62.1	8/2/2012 22:21	63.4	11/2/2012 19:31	63.1	12/2/2012 12:41	63.3	12/2/2012 21:51	62.4	15/2/2012 19:01	63.6
6/2/2012 21:16	62.3	8/2/2012 22:26	62.7	11/2/2012 19:36	63.0	12/2/2012 12:46	63.0	12/2/2012 21:56	61.9	15/2/2012 19:06	63.5
6/2/2012 21:21	62.4	8/2/2012 22:31	63.8	11/2/2012 19:41	62.9	12/2/2012 12:51	62.5	12/2/2012 22:01	61.8	15/2/2012 19:11	63.3
6/2/2012 21:26	62.2	8/2/2012 22:36	63.4	11/2/2012 19:46	62.7	12/2/2012 12:56	64.0	12/2/2012 22:06	62.2	15/2/2012 19:16	63.5
6/2/2012 21:31	62.5	8/2/2012 22:41	62.5	11/2/2012 19:51	62.8	12/2/2012 13:01	64.8	12/2/2012 22:11	61.7	15/2/2012 19:21	64.6
6/2/2012 21:36	62.0	8/2/2012 22:46	62.8	11/2/2012 19:56	62.4	12/2/2012 13:06	63.1	12/2/2012 22:16	62.0	15/2/2012 19:26	63.2
6/2/2012 21:41	62.1	8/2/2012 22:51	63.1	11/2/2012 20:01	62.2	12/2/2012 13:11	63.6	12/2/2012 22:21	61.7	15/2/2012 19:31	63.8
6/2/2012 21:46	62.5	8/2/2012 22:56	62.9	11/2/2012 20:06	64.0	12/2/2012 13:16	63.9	12/2/2012 22:26	61.7	15/2/2012 19:36	63.8
6/2/2012 21:51	62.1	9/2/2012 19:01	63.5	11/2/2012 20:11	62.6	12/2/2012 13:21	63.0	12/2/2012 22:31	61.6	15/2/2012 19:41	63.2
6/2/2012 21:56	62.0	9/2/2012 19:06	63.8	11/2/2012 20:16	62.6	12/2/2012 13:26	63.0	12/2/2012 22:36	61.8	15/2/2012 19:46	63.6
6/2/2012 22:01	62.3	9/2/2012 19:11	63.3	11/2/2012 20:21	62.9	12/2/2012 13:31	63.2	12/2/2012 22:41	61.7	15/2/2012 19:51	63.3
6/2/2012 22:06	62.4	9/2/2012 19:16	63.0	11/2/2012 20:26	62.8	12/2/2012 13:36	63.2	12/2/2012 22:46	61.6	15/2/2012 19:56	63.2
6/2/2012 22:11	61.8	9/2/2012 19:21	63.3	11/2/2012 20:31	62.0	12/2/2012 13:41	63.2	12/2/2012 22:51	62.1	15/2/2012 20:01	62.7
6/2/2012 22:16	62.3	9/2/2012 19:26	63.4	11/2/2012 20:36	62.2	12/2/2012 13:46	63.4	12/2/2012 22:56	61.1	15/2/2012 20:06	64.1
6/2/2012 22:21	62.0	9/2/2012 19:31	64.5	11/2/2012 20:41	63.2	12/2/2012 13:51	63.1	13/2/2012 19:01	65.1	15/2/2012 20:11	63.5
6/2/2012 22:26	62.9	9/2/2012 19:36	64.5	11/2/2012 20:46	61.9	12/2/2012 13:56	63.3	13/2/2012 19:06	65.4	15/2/2012 20:16	62.7
6/2/2012 22:31	61.5	9/2/2012 19:41	63.9	11/2/2012 20:51	64.2	12/2/2012 14:01	63.1	13/2/2012 19:11	65.6	15/2/2012 20:21	64.0
6/2/2012 22:36	62.8	9/2/2012 19:46	63.6	11/2/2012 20:56	63.1	12/2/2012 14:06	64.2	13/2/2012 19:16	65.1	15/2/2012 20:26	62.6
6/2/2012 22:41	61.9	9/2/2012 19:51	63.8	11/2/2012 21:01	63.0	12/2/2012 14:11	63.6	13/2/2012 19:21	65.2	15/2/2012 20:31	64.3
6/2/2012 22:46	61.7	9/2/2012 19:56	63.9	11/2/2012 21:06	63.2	12/2/2012 14:16	63.2	13/2/2012 19:26	63.9	15/2/2012 20:36	62.6
6/2/2012 22:51	62.2	9/2/2012 20:01	63.5	11/2/2012 21:11	62.7	12/2/2012 14:21	62.7	13/2/2012 19:31	64.0	15/2/2012 20:41	61.9
6/2/2012 22:56	61.9	9/2/2012 20:06	64.7	11/2/2012 21:16	63.2	12/2/2012 14:26	62.7	13/2/2012 19:36	63.5	15/2/2012 20:46	61.5
7/2/2012 19:01	65.2	9/2/2012 20:11	63.6	11/2/2012 21:21	62.9	12/2/2012 14:31	63.8	13/2/2012 19:41	63.4	15/2/2012 20:51	64.0
7/2/2012 19:06	65.0	9/2/2012 20:16	63.5	11/2/2012 21:26	63.0	12/2/2012 14:36	62.8	13/2/2012 19:46	63.0	15/2/2012 20:56	63.1
7/2/2012 19:11	64.8	9/2/2012 20:21	63.7	11/2/2012 21:31	62.9	12/2/2012 14:41	62.9	13/2/2012 19:51	63.2	15/2/2012 21:01	63.1
7/2/2012 19:16	64.9	9/2/2012 20:26	63.5	11/2/2012 21:36	62.8	12/2/2012 14:46	63.6	13/2/2012 19:56	63.2	15/2/2012 21:06	63.2
7/2/2012 19:21	64.9	9/2/2012 20:31	64.4	11/2/2012 21:41	63.3	12/2/2012 14:51	63.5	13/2/2012 20:01	63.2	15/2/2012 21:11	62.9
7/2/2012 19:26	64.2	9/2/2012 20:36	63.5	11/2/2012 21:46	63.0	12/2/2012 14:56	64.0	13/2/2012 20:06	64.0	15/2/2012 21:16	63.0
7/2/2012 19:31	63.9	9/2/2012 20:41	63.2	11/2/2012 21:51	62.5	12/2/2012 15:01	64.9	13/2/2012 20:11	62.5	15/2/2012 21:21	62.9
7/2/2012 19:36	63.6	9/2/2012 20:46	63.0	11/2/2012 21:56	63.0	12/2/2012 15:06	63.4	13/2/2012 20:16	62.6	15/2/2012 21:26	63.2
7/2/2012 19:41	64.1	9/2/2012 20:51	63.2	11/2/2012 22:01	62.7	12/2/2012 15:11	62.5	13/2/2012 20:21	62.7	15/2/2012 21:31	63.0
7/2/2012 19:46	65.8	9/2/2012 20:56	63.0	11/2/2012 22:06	62.9	12/2/2012 15:16	62.8	13/2/2012 20:26	63.4	15/2/2012 21:36	62.9
7/2/2012 19:51	64.1	9/2/2012 21:01	62.9	11/2/2012 22:11	63.0	12/2/2012 15:21	65.0	13/2/2012 20:31	63.0	15/2/2012 21:41	63.2
7/2/2012 19:56	63.9	9/2/2012 21:06	62.9	11/2/2012 22:16	62.7	12/2/2012 15:26	63.0	13/2/2012 20:36	63.0	15/2/2012 21:46	63.1
7/2/2012 20:01	63.7	9/2/2012 21:11	63.0	11/2/2012 22:21	62.7	12/2/2012 15:31	63.1	13/2/2012 20:41	63.8	15/2/2012 21:51	62.9
7/2/2012 20:06	63.1	9/2/2012 21:16	63.2	11/2/2012 22:26	63.0	12/2/2012 15:36	63.4	13/2/2012 20:46	63.1	15/2/2012 21:56	63.0
7/2/2012 20:11	63.4	9/2/2012 21:21	64.0	11/2/2012 22:31	62.8	12/2/2012 15:41	62.9	13/2/2012 20:51	64.2	15/2/2012 22:01	62.9
7/2/2012 20:16	63.3	9/2/2012 21:26	63.2	11/2/2012 22:36	61.7	12/2/2012 15:46	62.3	13/2/2012 20:56	63.1	15/2/2012 22:06	63.0
7/2/2012 20:21	63.5	9/2/2012 21:31	63.3	11/2/2012 22:41	61.9	12/2/2012 15:51	63.7	13/2/2012 21:01	63.0	15/2/2012 22:11	63.1
7/2/2012 20:26	63.5	9/2/2012 21:36	63.0	11/2/2012 22:46	62.2	12/2/2012 15:56	64.7	13/2/2012 21:06	63.2	15/2/2012 22:16	62.9
7/2/2012 20:31	62.8	9/2/2012 21:41	62.9	11/2/2012 22:51	62.2	12/2/2012 16:01	63.4	13/2/2012 21:11	62.7	15/2/2012 22:21	63.2
7/2/2012 20:36	63.1	9/2/2012 21:46	63.0	11/2/2012 22:56	61.7	12/2/2012 16:06	62.6	13/2/2012 21:16	63.2	15/2/2012 22:26	62.4
7/2/2012 20:41	62.7	9/2/2012 21:51	63.0	12/2/2012 7:01	59.8	12/2/2012 16:11	62.8	13/2/2012 21:21	62.9	15/2/2012 22:31	62.6
7/2/2012 20:46	62.1	9/2/2012 21:56	63.0	12/2/2012 7:06	60.3	12/2/2012 16:16	63.5	13/2/2012 21:26	63.0	15/2/2012 22:36	61.9
7/2/2012 20:51	62.8	9/2/2012 22:01	63.3	12/2/2012 7:11	61.2	12/2/2012 16:21	64.2	13/2/2012 21:31	62.9	15/2/2012 22:41	61.8
7/2/2012 20:56	63.5	9/2/2012 22:06	63.2	12/2/2012 7:16	60.3	12/2/2012 16:26	63.1	13/2/2012 21:36	62.8	15/2/2012 22:46	62.2
7/2/2012 21:01	62.4	9/2/2012 22:11	63.1	12/2/2012 7:21	60.4	12/2/2012 16:31	63.9	13/2/2012 21:41	63.3	15/2/2012 22:51	62.6
7/2/2012 21:06	64.5	9/2/2012 22:16	63.3	12/2/2012 7:26	60.7	12/2/2012 16:36	63.7	13/2/2012 21:46	63.0	15/2/2012 22:56	62.4
7/2/2012 21:11	63.2	9/2/2012 22:21	63.0	12/2/2012 7:31	60.9	12/2/2012 16:41	64.1	13/2/2012 21:51	62.5	16/2/2012 19:01	63.7
7/2/2012 21:16	63.1	9/2/2012 22:26	62.8	12/2/2012 7:36	60.3	12/2/2012 16:46	64.0	13/2/2012 21:56	63.0	16/2/2012 19:06	64.0
7/2/2012 21:21	63.9	9/2/2012 22:31	62.7	12/2/2012 7:41	63.7	12/2/2012 16:51	63.6	13/2/2012 22:01	62.7	16/2/2012 19:11	65.0
7/2/2012 21:26	63.1	9/2/2012 22:36	62.8	12/2/2012 7:46	61.1	12/2/2012 16:56	63.1	13/2/2012 22:06	62.9	16/2/2012 19:16	64.2
7/2/2012 21:31	62.2	9/2/2012 22:41	62.2	12/2/2012 7:51	62.3	12/2/2012 17:01	63.5	13/2/2012 22:11	63.0	16/2/2012 19:21	64.6
7/2/2012 21:36	62.8	9/2/2012 22:46	62.3	12/2/2012 7:56	61.2	12/2/2012 17:06	63.4	13/2/2012 22:16	62.7	16/2/2012 19:26	64.7
7/2/2012 21:41	63.3	9/2/2012 22:51	62.7	12/2/2012 8:01	61.1	12/2/2012 17:11	65.0	13/2/2012 22:21	62.7	16/2/2012 19:31	64.0

Real-time Noise Data RTN1 (FEHD Hong Kong Transport Section Whitefield Depot)

16/2/2012 19:36	64.5	18/2/2012 20:46	62.4	19/2/2012 13:56	62.7	20/2/2012 19:06	64.0	22/2/2012 20:16	64.5	24/2/2012 21:26	63.1
16/2/2012 19:41	64.8	18/2/2012 20:51	61.5	19/2/2012 14:01	63.0	20/2/2012 19:11	64.0	22/2/2012 20:21	63.0	24/2/2012 21:31	61.9
16/2/2012 19:46	63.9	18/2/2012 20:56	64.6	19/2/2012 14:06	63.3	20/2/2012 19:16	64.0	22/2/2012 20:26	62.6	24/2/2012 21:36	62.0
16/2/2012 19:51	63.8	18/2/2012 21:01	61.7	19/2/2012 14:11	63.1	20/2/2012 19:21	64.1	22/2/2012 20:31	62.5	24/2/2012 21:41	62.1
16/2/2012 19:56	64.1	18/2/2012 21:06	62.5	19/2/2012 14:16	62.8	20/2/2012 19:26	64.1	22/2/2012 20:36	63.7	24/2/2012 21:46	61.9
16/2/2012 20:01	64.5	18/2/2012 21:11	62.2	19/2/2012 14:21	62.6	20/2/2012 19:31	63.8	22/2/2012 20:41	65.0	24/2/2012 21:51	63.1
16/2/2012 20:06	63.9	18/2/2012 21:16	62.5	19/2/2012 14:26	62.6	20/2/2012 19:36	63.9	22/2/2012 20:46	62.6	24/2/2012 21:56	62.1
16/2/2012 20:11	63.9	18/2/2012 21:21	62.1	19/2/2012 14:31	63.1	20/2/2012 19:41	64.2	22/2/2012 20:51	62.7	24/2/2012 22:01	61.8
16/2/2012 20:16	64.2	18/2/2012 21:26	62.5	19/2/2012 14:36	62.7	20/2/2012 19:46	63.9	22/2/2012 20:56	62.5	24/2/2012 22:06	62.0
16/2/2012 20:21	63.9	18/2/2012 21:31	63.1	19/2/2012 14:41	63.1	20/2/2012 19:51	63.8	22/2/2012 21:01	62.8	24/2/2012 22:11	62.9
16/2/2012 20:26	64.1	18/2/2012 21:36	62.3	19/2/2012 14:46	63.1	20/2/2012 19:56	63.3	22/2/2012 21:06	62.9	24/2/2012 22:16	62.4
16/2/2012 20:31	63.7	18/2/2012 21:41	62.5	19/2/2012 14:51	62.6	20/2/2012 20:01	63.7	22/2/2012 21:11	62.0	24/2/2012 22:21	62.1
16/2/2012 20:36	63.3	18/2/2012 21:46	62.7	19/2/2012 14:56	62.9	20/2/2012 20:06	64.3	22/2/2012 21:16	62.3	24/2/2012 22:26	61.8
16/2/2012 20:41	63.7	18/2/2012 21:51	62.3	19/2/2012 15:01	67.0	20/2/2012 20:11	63.5	22/2/2012 21:21	62.1	24/2/2012 22:31	62.2
16/2/2012 20:46	63.1	18/2/2012 21:56	62.6	19/2/2012 15:06	64.8	20/2/2012 20:16	63.4	22/2/2012 21:26	63.5	24/2/2012 22:36	63.2
16/2/2012 20:51	63.4	18/2/2012 22:01	62.4	19/2/2012 15:11	62.3	20/2/2012 20:21	63.7	22/2/2012 21:31	62.4	24/2/2012 22:41	61.5
16/2/2012 20:56	63.5	18/2/2012 22:06	62.9	19/2/2012 15:16	63.0	20/2/2012 20:26	62.6	22/2/2012 21:36	62.0	24/2/2012 22:46	61.5
16/2/2012 21:01	62.8	18/2/2012 22:11	63.0	19/2/2012 15:21	63.4	20/2/2012 20:31	64.1	22/2/2012 21:41	61.9	24/2/2012 22:51	61.9
16/2/2012 21:06	63.4	18/2/2012 22:16	62.4	19/2/2012 15:26	63.0	20/2/2012 20:36	63.0	22/2/2012 21:46	62.8	24/2/2012 22:56	61.9
16/2/2012 21:11	62.9	18/2/2012 22:21	62.8	19/2/2012 15:31	63.2	20/2/2012 20:41	64.4	22/2/2012 21:51	62.7	25/2/2012 19:01	61.9
16/2/2012 21:16	62.9	18/2/2012 22:26	62.2	19/2/2012 15:36	62.9	20/2/2012 20:46	63.4	22/2/2012 21:56	62.6	25/2/2012 19:06	62.2
16/2/2012 21:21	62.5	18/2/2012 22:31	62.0	19/2/2012 15:41	64.8	20/2/2012 20:51	62.9	22/2/2012 22:01	62.2	25/2/2012 19:11	61.5
16/2/2012 21:26	62.9	18/2/2012 22:36	63.1	19/2/2012 15:46	63.1	20/2/2012 20:56	62.1	22/2/2012 22:06	62.0	25/2/2012 19:16	61.9
16/2/2012 21:31	62.4	18/2/2012 22:41	62.3	19/2/2012 15:51	63.3	20/2/2012 21:01	62.2	22/2/2012 22:11	62.9	25/2/2012 19:21	62.9
16/2/2012 21:36	63.1	18/2/2012 22:46	62.8	19/2/2012 15:56	63.3	20/2/2012 21:06	63.1	22/2/2012 22:16	62.6	25/2/2012 19:26	62.3
16/2/2012 21:41	62.9	18/2/2012 22:51	62.2	19/2/2012 16:01	63.3	20/2/2012 21:11	62.7	22/2/2012 22:21	62.3	25/2/2012 19:31	63.3
16/2/2012 21:46	62.2	18/2/2012 22:56	61.9	19/2/2012 16:06	63.6	20/2/2012 21:16	63.1	22/2/2012 22:26	62.3	25/2/2012 19:36	61.5
16/2/2012 21:51	63.7	19/2/2012 7:01	59.6	19/2/2012 16:11	63.8	20/2/2012 21:21	63.1	22/2/2012 22:31	62.2	25/2/2012 19:41	63.3
16/2/2012 21:56	62.1	19/2/2012 7:06	61.8	19/2/2012 16:16	64.2	20/2/2012 21:26	63.1	22/2/2012 22:36	62.2	25/2/2012 19:46	64.7
16/2/2012 22:01	61.7	19/2/2012 7:11	62.2	19/2/2012 16:21	63.6	20/2/2012 21:31	62.5	22/2/2012 22:41	61.6	25/2/2012 19:51	64.2
16/2/2012 22:06	62.0	19/2/2012 7:16	62.5	19/2/2012 16:26	63.4	20/2/2012 21:36	62.3	22/2/2012 22:46	62.4	25/2/2012 19:56	64.1
16/2/2012 22:11	63.0	19/2/2012 7:21	60.7	19/2/2012 16:31	63.7	20/2/2012 21:41	62.4	22/2/2012 22:51	61.8	25/2/2012 20:01	65.1
16/2/2012 22:16	63.3	19/2/2012 7:26	61.5	19/2/2012 16:36	63.9	20/2/2012 21:46	62.6	22/2/2012 22:56	61.6	25/2/2012 20:06	64.4
16/2/2012 22:21	62.8	19/2/2012 7:31	61.7	19/2/2012 16:41	63.7	20/2/2012 21:51	63.1	23/2/2012 19:01	63.5	25/2/2012 20:11	64.3
16/2/2012 22:26	61.8	19/2/2012 7:36	61.3	19/2/2012 16:46	63.6	20/2/2012 21:56	63.2	23/2/2012 19:06	64.2	25/2/2012 20:16	63.6
16/2/2012 22:31	62.1	19/2/2012 7:41	64.3	19/2/2012 16:51	62.9	20/2/2012 22:01	63.4	23/2/2012 19:11	63.9	25/2/2012 20:21	63.8
16/2/2012 22:36	61.9	19/2/2012 7:46	63.5	19/2/2012 16:56	62.7	20/2/2012 22:06	63.1	23/2/2012 19:16	63.1	25/2/2012 20:26	64.6
16/2/2012 22:41	62.1	19/2/2012 7:51	61.4	19/2/2012 17:01	62.3	20/2/2012 22:11	63.1	23/2/2012 19:21	62.0	25/2/2012 20:31	64.5
16/2/2012 22:46	62.1	19/2/2012 7:56	62.8	19/2/2012 17:06	62.1	20/2/2012 22:16	62.3	23/2/2012 19:26	62.1	25/2/2012 20:36	65.0
16/2/2012 22:51	62.2	19/2/2012 8:01	62.1	19/2/2012 17:11	62.5	20/2/2012 22:21	63.2	23/2/2012 19:31	63.2	25/2/2012 20:41	65.1
16/2/2012 22:56	61.9	19/2/2012 8:06	61.8	19/2/2012 17:16	62.7	20/2/2012 22:26	62.4	23/2/2012 19:36	63.2	25/2/2012 20:46	64.7
17/2/2012 19:01	64.2	19/2/2012 8:11	62.7	19/2/2012 17:21	63.0	20/2/2012 22:31	62.4	23/2/2012 19:41	62.4	25/2/2012 20:51	64.4
17/2/2012 19:06	63.2	19/2/2012 8:16	62.4	19/2/2012 17:26	62.8	20/2/2012 22:36	62.2	23/2/2012 19:46	63.9	25/2/2012 20:56	65.2
17/2/2012 19:11	64.3	19/2/2012 8:21	62.4	19/2/2012 17:31	62.8	20/2/2012 22:41	62.9	23/2/2012 19:51	62.7	25/2/2012 21:01	64.0
17/2/2012 19:16	64.1	19/2/2012 8:26	68.0	19/2/2012 17:36	63.3	20/2/2012 22:46	61.7	23/2/2012 19:56	62.6	25/2/2012 21:06	64.0
17/2/2012 19:21	63.9	19/2/2012 8:31	63.3	19/2/2012 17:41	63.2	20/2/2012 22:51	61.9	23/2/2012 20:01	62.8	25/2/2012 21:11	64.6
17/2/2012 19:26	64.6	19/2/2012 8:36	63.8	19/2/2012 17:46	63.4	20/2/2012 22:56	61.9	23/2/2012 20:06	63.0	25/2/2012 21:16	63.9
17/2/2012 19:31	63.7	19/2/2012 8:41	64.6	19/2/2012 17:51	62.8	21/2/2012 19:01	63.9	23/2/2012 20:11	63.0	25/2/2012 21:21	64.1
17/2/2012 19:36	63.8	19/2/2012 8:46	64.8	19/2/2012 17:56	62.4	21/2/2012 19:06	63.4	23/2/2012 20:16	62.5	25/2/2012 21:26	63.8
17/2/2012 19:41	64.3	19/2/2012 8:51	64.3	19/2/2012 18:01	63.1	21/2/2012 19:11	64.9	23/2/2012 20:21	64.6	25/2/2012 21:31	68.7
17/2/2012 19:46	64.0	19/2/2012 8:56	64.4	19/2/2012 18:06	62.5	21/2/2012 19:16	63.3	23/2/2012 20:26	63.0	25/2/2012 21:36	65.0
17/2/2012 19:51	63.5	19/2/2012 9:01	64.3	19/2/2012 18:11	63.1	21/2/2012 19:21	63.1	23/2/2012 20:31	62.8	25/2/2012 21:41	64.2
17/2/2012 19:56	63.8	19/2/2012 9:06	64.1	19/2/2012 18:16	63.5	21/2/2012 19:26	62.9	23/2/2012 20:36	62.8	25/2/2012 21:46	64.0
17/2/2012 20:01	64.4	19/2/2012 9:11	63.9	19/2/2012 18:21	62.8	21/2/2012 19:31	62.7	23/2/2012 20:41	63.1	25/2/2012 21:51	63.7
17/2/2012 20:06	63.9	19/2/2012 9:16	64.4	19/2/2012 18:26	62.3	21/2/2012 19:36	62.7	23/2/2012 20:46	62.9	25/2/2012 21:56	64.0
17/2/2012 20:11	63.3	19/2/2012 9:21	64.5	19/2/2012 18:31	62.2	21/2/2012 19:41	63.2	23/2/2012 20:51	63.0	25/2/2012 22:01	64.2
17/2/2012 20:16	63.1	19/2/2012 9:26	66.1	19/2/2012 18:36	63.8	21/2/2012 19:46	63.4	23/2/2012 20:56	62.9	25/2/2012 22:06	64.6
17/2/2012 20:21	64.0	19/2/2012 9:31	64.5	19/2/2012 18:41	62.4	21/2/2012 19:51	62.7	23/2/2012 21:01	62.9	25/2/2012 22:11	64.0
17/2/2012 20:26	63.3	19/2/2012 9:36	65.7	19/2/2012 18:46	62.3	21/2/2012 19:56	63.2	23/2/2012 21:06	62.9	25/2/2012 22:16	64.0
17/2/2012 20:31	63.7	19/2/2012 9:41	66.6	19/2/2012 18:51	62.8	21/2/2012 20:01	63.0	23/2/2012 21:11	62.0	25/2/2012 22:21	64.0
17/2/2012 20:36	64.2	19/2/2012 9:46	65.2	19/2/2012 18:56	63.0	21/2/2012 20:06	62.6	23/2/2012 21:16	62.8	25/2/2012 22:26	64.6
17/2/2012 20:41	63.0	19/2/2012 9:51	65.0	19/2/2012 19:01	62.6	21/2/2012 20:11	62.4	23/2/2012 21:21	62.7	25/2/2012 22:31	64.2
17/2/2012 20:46	63.1	19/2/2012 9:56	63.7	19/2/2012 19:06	62.5	21/2/2012 20:16	62.7	23/2/2012 21:26	62.3	25/2/2012 22:36	64.7
17/2/2012 20:51	63.5	19/2/2012 10:01	63.5	19/2/2012 19:11	62.0	21/2/2012 20:21	63.5	23/2/2012 21:31	62.5	25/2/2012 22:41	65.2
17/2/2012 20:56	62.6	19/2/2012 10:06	63.2	19/2/2012 19:16	62.7	21/2/2012 20:26	63.9	23/2/2012 21:36	62.5	25/2/2012 22:46	64.8
17/2/2012 21:01	62.9	19/2/2012 10:11	64.5	19/2/2012 19:21	63.6	21/2/2012 20:31	64.1	23/2/2012 21:41	62.1	25/2/2012 22:51	64.0
17/2/2012 21:06	64.1	19/2/2012 10:16	63.2	19/2/2012 19:26	62.9	21/2/2012 20:36	63.0	23/2/2012 21:46	62.8	25/2/2012 22:56	64.1
17/2/2012 21:11	62.9	19/2/2012 10:21	63.2	19/2/2012 19:31	63.1	21/2/2012 20:41	62.8	23/2/2012 21:51	62.4	26/2/2012 7:01	63.2
17/2/2012 21:16	63.4	19/2/2012 10:26	64.0	19/2/2012 19:36	62.4	21/2/2012 20:46	62.1	23/2/2012 21:56	63.0	26/2/2012 7:06	63.9
17/2/2012 21:21	63.9	19/2/2012 10:31	63.7	19/2/2012 19:41	62.7	21/2/2012 20:51	62.4	23/2/2012 22:01	62.6	26/2/2012 7:11	63.9
17/2/2012 21:26	63.5	19/2/2012 10:36	64.9	19/2/2012 19:46	63.6	21/2/2012 20:56	62.4	23/2/2012 22:06	62.4	26/2/2012 7:16	63.4
17/2/2012 21:31	62.7	19/2/2012 10:41	63.8	19/2/2012 19:51	62.8	21/2/2012 21:01	62.4	23/2/2012 22:11	62.6	26/2/2012 7:21	63.6
17/2/2012 21:36	63.5	19/2/2012 10:46	63.9	19/2/2012 19:56	64.3	21/2/2012 21:06	62.1	23/2/2012 22:16	63.2	26/2/2012 7:26	64.7
17/2/2012 21:41	63.1	19/2/2012 10:51	64.1	19/2/2012 20:01	62.6	21/2/2012 21:11	62.4	23/2/2012 22:21	62.3	26/2/2012 7:31	64.4
17/2/2012 21:46	63.2	19/2/2012 10:56	64.2	19/2/2012 20:06	62.5	21/2/2012 21:16	62.6	23/2/2012 22:26	62.9	26/2/2012 7:36	64.2
17/2/2012 21:51	63.5	19/2/2012 11:01	65.4	19/2/2012 20:11	62.2	21/2/2012 21:21	62.5	23/2/2012 22:31	62.2	26/2/2012 7:41	64.6
17/2/2012 21:56	63.4	19/2/2012 11:06	65.1	19/2/2012 20:16	62.2	21/2/2012 21:26	62.6	23/2/2012 22:36	62.3	26/2/2012 7:46	64.5
17/2/2012 22:01	63.2	19/2/2012 11:11	64.4	19/2/2012 20:21	63.0	21/2/2012 21:31	62.4	23/2/2012 22:41	63.8	26/2/2012 7:51	64.8
17/2/2012 22:06	63.4	19/2/2012 11:16	64.3	19/2/2012 20:26	62.0	21/2/2012 21:36	63.1	23/2/2012 22:46	62.3	26/2/2012 7:56	66.0
17/2/2012 22:11	63.4	19/2/2012 11:21	64.6	19/2/2012 20:31	61.9	21/2/2012 21:41	62.8	23/2/2012 22:51	62.5	26/2/2012 8:01	65.8
17/2/2012 22:16	63.1	19/2/2012 11:26	65.7	19/2/2012 20:36	62.8	21/2/2012 21:46	63.0	23/2/2012 22:56	62.8	26/2/2012 8:06	65.4
17/2/2012 22:21	63.0	19/2/2012 11:31	64.7	19/2/2012 20:41	62.3	21/2/2012 21:51	62.5	24/2/2012 19:01	63.9	26/2/2012 8:11	65.3
17/2/2012 22:26	62.6	19/2/2012 11:36	63.5	19/2/2012 20:46	63.2	21/2/2012 21:56	63.1	24/2/2012 19:06	63.3	26/2/2012 8:16	65.3
17/2/2012 22:31	62.6	19/2/2012 11:41	63.8	19/2/2012 20:51	62.0	21/2/2012 22:01	62.7	24/2/2012 19:11	63.7	26/2/2012 8:21	66.1
17/2/2012 22:36	63.1	19/2/2012 11:46	63.2	19/2/2012 20:56	61.5	21/2/2012 22:06	61.6	24/2/2012 19:16	64.1	26/2/2012 8:26	66.4
17/2/2012 22:41	62.9	19/2/2012 11:51	63.2	19/2/2012 21:01	61.7	21/2/2012 22:11	62.0	24/2/2012 19:21	64.4	26/2/2012 8:31	66.7
17/2/2012 22:46	62.9	19/2/2012 11:56	63.3	19/2/2012 21:06	62.0	21/2/2012 22:16	62.3	24/2/2012 19:26	63.8	26/2/2012 8:36	66.5
17/2/2012 22:51	62.4	19/2/2012 12:01	62.8	19/2/2012 21:11	61.7	21/2/2012 22:21	62.6	24/2/2012 19:31	63.7	26/2/2012 8:41	67.1
17/2/2012 22:56	62.3	19/2/2012 12:06	62.5	19/2/2012 21:16	62.7	21/2/2012 22:26	62.5	24/2/2012 19:36	63.6	26/2/2012 8:46	67.9
18/2/2012 19:01	63.1	19/2/2012 12:11	62.9	19/2/2012 21:21	62.0	21/2/2012 22:31	61.8	24/2/2012 19:41	63.3	26/2/2012 8:51	66.6
18/2/2012 19:06	62.8	19/2/2012 12:16	62.4	19/2/2012 21:26	61.9	21/2/2012 22:36	63.0	24/2/2012 19:46	63.3	26/2/2012 8:56	66.6
18/2/2012 19:11	63.0	19/2/2012 12:21	63.4	19/2/2012 21:31	61.9	21/2/2012 22:41	61.5	24/2/2012 19:51	63.1	26/2/2012 9:01	66.4
18/2/2012 19:16	63.3	19/2/2012 12:26	62.5	19/2/2012 21:36	62.0	21/2/2012 22:46	61.8	24/2/2012 19:56	63.3	26/2/2012 9:06	66.9
18/2/2012 19:21	63.5	19/2/2012 12:31	63.3	19/2/2012 21:41	61.7	21/2/2012 22:51	61.9	24/2/2012 20:01	62.9	26/2/2012 9:11	67.2
18/2/2012 19:26	63.7	19/2/2012 12:36	62.6	19/2/2012 21:46	62.3	21/2/2012 22:56	61.5	24/2/2012 20:06	62.9	26/2/2012 9:16	68.9
18/2/2012 19:31	63.7	19/2/2012 12:41	62.2	19/2/2012 21:51	62.8	22/2/2012 19:01	63.2	24/2/2012 20:11	62.6	26/2/2012 9:21	69.0
18/2/2012 19:36	64.0	19/2/2012 12:46	62.8	19/2/2012 21:56	61.7	22/2/2012 19:06	63.2	24/2/2012 20:16	63.2	26/2/2012 9:26	65.7
18/2/2012 19:41	63.0	19/2/2012 12:51	62.2	19/2/2012 22:01	62.1	22/2/2012 19:11	64.0	24/2/2012 20:21	62.5	26/2/2012 9:31	54.1
18/2/2012 19:46	62.4	19/2/2012 12:56	62.3	19/2/2012 22:06	61.7	22/2/2012 19:16	63.9	24/2/2012 20:26	62.8	26/2/2012 9:36	64.7
18/2/2012 19:51	64.7	19/2/2012 13:01	63.2	19/2/2012 22:11	61.0	22/2/2012 19:21	63.6	24/2/2012 20:31	62.3	26/2/2012 9:41	62.9
18/2/2012 19:56	62.5	19/2/2012 13:06	63.0	19/2/2012 22:16	61.7	22/2/2012 19:26	63.6	24/2/2012 20:36	62.6	26/2/2012 9:46	68.8
18/2/2012 20:01	63.0	19/2/2012 13:11	62.7	19/2/2012 22:21	61.4	22/2/2012 19:31	63.4	24/2/2012 20:41	62.3	26/2/2012 9:51	69.4
18/2/2012 20:06	62.6	19/2/2012 13:16	63.9	19/2/2012 22:26	61.7	22/2/2012 19:36	63.9	24/2/2012 20:46	62.6	26/2/2012 9:56	68.0
18/2/2012 20:11	62.5	19/2/2012 13:21	63.7	19/2/2012 22:31	61.2	22/2/2012 19:41	63.7	24/2/2012 20:51	61.9	26/2/2012 10:01	67.8
18/2/2012 20:16	62.3	19/2/2012 13:26	63.7	19/2/2012 22:36	62.1	22/2/2012 19:46	63.4	24/2/2012 20:56	62.2	26/2/2012 10:06	67.2
18/2/2012 20:21	62.9	19/2/2012 13:31	62.8	19/2/2012 22:41	61.5	22/2/2012 19:51	63.3	24/2/2012 21:01	62.0	26/2/2012 10:11	62.0
18/2/2012 20:26	62.8	19/2/2012 13:36	63.8	19/2/2012 22:46	60.7	22/2/2012 19:56	63.9	24/2/2012 21:06	61.9	26/2/2012 10:16	67.5
18/2/2012 20:31	62.5	19/2/2012 13:41	63.7	19/2/2012 22:51	61.6	22/2/2012 20:01	63.7	24/2/2012 21:11	62.4	26/2/2012 10:21	67.9
18/2/2012 20:36	63.7	19/2/2012 13:46	63.4	19/2/2012 22:56	61.0	22/2/2012 20:06	63.5	24/2/2012 21:16	62.5	26/2/2012 10:26	67.5
18/2/2012 20:41	63.2	19/2/2012 13:51	63.0	20/2/2012 19:01	63.7	22/2/2012 20:11	62.8	24/2/2012 21:21	62.0	26/2/2012 10:31	67.2

Real-time Noise Data RTN1 (FEHD Hong Kong Transport Section Whitefield Depot)

26/2/2012 10:36	67.5
26/2/2012 10:41	67.0
26/2/2012 10:46	67.9
26/2/2012 10:51	67.9
26/2/2012 10:56	68.0
26/2/2012 11:01	67.4
26/2/2012 11:06	68.8
26/2/2012 11:11	68.9
26/2/2012 11:16	68.4
26/2/2012 11:21	68.9
26/2/2012 11:26	67.5
26/2/2012 11:31	65.9
26/2/2012 11:36	66.5
26/2/2012 11:41	66.6
26/2/2012 11:46	66.4
26/2/2012 11:51	65.4
26/2/2012 11:56	65.3
26/2/2012 12:01	65.4
26/2/2012 12:06	66.4
26/2/2012 12:11	67.7
26/2/2012 12:16	63.9
26/2/2012 12:21	64.7
26/2/2012 12:26	64.8
26/2/2012 12:31	64.7
26/2/2012 12:36	64.9
26/2/2012 12:41	64.8
26/2/2012 12:46	65.6
26/2/2012 12:51	66.0
26/2/2012 12:56	65.9
26/2/2012 13:01	64.9
26/2/2012 13:06	65.3
26/2/2012 13:11	65.3
26/2/2012 13:16	66.2
26/2/2012 13:21	66.9
26/2/2012 13:26	67.8
26/2/2012 13:31	67.7
26/2/2012 13:36	68.6
26/2/2012 13:41	66.6
26/2/2012 13:46	67.2
26/2/2012 13:51	66.9
26/2/2012 13:56	60.2
26/2/2012 14:01	64.8
26/2/2012 14:06	59.0
26/2/2012 14:11	67.8
26/2/2012 14:16	69.1
26/2/2012 14:21	68.2
26/2/2012 14:26	68.2
26/2/2012 14:31	67.4
26/2/2012 14:36	67.3
26/2/2012 14:41	66.6
26/2/2012 14:46	67.2
26/2/2012 14:51	66.7
26/2/2012 14:56	65.3
26/2/2012 15:01	66.8
26/2/2012 15:06	65.9
26/2/2012 15:11	67.7
26/2/2012 15:16	69.1
26/2/2012 15:21	66.2
26/2/2012 15:26	66.8
26/2/2012 15:31	65.2
26/2/2012 15:36	69.2
26/2/2012 15:41	67.8
26/2/2012 15:46	68.7
26/2/2012 15:51	66.4
26/2/2012 15:56	66.4
26/2/2012 16:01	56.1
26/2/2012 16:06	45.3
26/2/2012 16:11	68.4
26/2/2012 16:16	68.3
26/2/2012 16:21	65.7
26/2/2012 16:26	65.5
26/2/2012 16:31	66.8
26/2/2012 16:36	67.0
26/2/2012 16:41	66.7
26/2/2012 16:46	66.6
26/2/2012 16:51	68.9
26/2/2012 16:56	67.9
26/2/2012 17:01	67.2
26/2/2012 17:06	66.9
26/2/2012 17:11	67.4
26/2/2012 17:16	67.2
26/2/2012 17:21	66.8
26/2/2012 17:26	66.6
26/2/2012 17:31	66.4
26/2/2012 17:36	65.4
26/2/2012 17:41	65.7
26/2/2012 17:46	65.9
26/2/2012 17:51	65.0
26/2/2012 17:56	65.8
26/2/2012 18:01	65.3
26/2/2012 18:06	65.1
26/2/2012 18:11	64.7
26/2/2012 18:16	64.8
26/2/2012 18:21	65.3
26/2/2012 18:26	64.6
26/2/2012 18:31	64.8
26/2/2012 18:36	65.4
26/2/2012 18:41	64.9
26/2/2012 18:46	63.7
26/2/2012 18:51	64.2
26/2/2012 18:56	63.7
26/2/2012 19:01	63.8
26/2/2012 19:06	63.5
26/2/2012 19:11	64.2
26/2/2012 19:16	63.5
26/2/2012 19:21	63.2
26/2/2012 19:26	64.8
26/2/2012 19:31	65.2
26/2/2012 19:36	65.8
26/2/2012 19:41	64.9

26/2/2012 19:46	65.3
26/2/2012 19:51	65.3
26/2/2012 19:56	64.7
26/2/2012 20:01	64.8
26/2/2012 20:06	64.3
26/2/2012 20:11	64.6
26/2/2012 20:16	65.0
26/2/2012 20:21	64.3
26/2/2012 20:26	64.8
26/2/2012 20:31	63.8
26/2/2012 20:36	64.0
26/2/2012 20:41	64.1
26/2/2012 20:46	64.7
26/2/2012 20:51	63.5
26/2/2012 20:56	63.6
26/2/2012 21:01	65.4
26/2/2012 21:06	63.3
26/2/2012 21:11	64.1
26/2/2012 21:16	63.8
26/2/2012 21:21	64.0
26/2/2012 21:26	64.2
26/2/2012 21:31	64.6
26/2/2012 21:36	63.9
26/2/2012 21:41	63.8
26/2/2012 21:46	64.0
26/2/2012 21:51	64.2
26/2/2012 21:56	64.0
26/2/2012 22:01	64.3
26/2/2012 22:06	63.9
26/2/2012 22:11	64.8
26/2/2012 22:16	64.2
26/2/2012 22:21	64.1
26/2/2012 22:26	64.1
26/2/2012 22:31	63.6
26/2/2012 22:36	63.8
26/2/2012 22:41	64.0
26/2/2012 22:46	63.8
26/2/2012 22:51	64.7
26/2/2012 22:56	64.3
27/2/2012 19:01	64.9
27/2/2012 19:06	64.7
27/2/2012 19:11	63.5
27/2/2012 19:16	62.5
27/2/2012 19:21	61.7
27/2/2012 19:26	61.4
27/2/2012 19:31	61.3
27/2/2012 19:36	63.9
27/2/2012 19:41	63.0
27/2/2012 19:46	61.1
27/2/2012 19:51	63.2
27/2/2012 19:56	63.5
27/2/2012 20:01	59.9
27/2/2012 20:06	62.9
27/2/2012 20:11	62.2
27/2/2012 20:16	64.4
27/2/2012 20:21	62.7
27/2/2012 20:26	61.1
27/2/2012 20:31	62.0
27/2/2012 20:36	60.4
27/2/2012 20:41	62.1
27/2/2012 20:46	60.9
27/2/2012 20:51	61.8
27/2/2012 20:56	59.4
27/2/2012 21:01	60.8
27/2/2012 21:06	61.5
27/2/2012 21:11	62.1
27/2/2012 21:16	61.0
27/2/2012 21:21	62.1
27/2/2012 21:26	61.1
27/2/2012 21:31	59.5
27/2/2012 21:36	63.2
27/2/2012 21:41	60.2
27/2/2012 21:46	60.9
27/2/2012 21:51	61.6
27/2/2012 21:56	62.2
27/2/2012 22:01	61.2
27/2/2012 22:06	60.4
27/2/2012 22:11	62.0
27/2/2012 22:16	62.8
27/2/2012 22:21	60.7
27/2/2012 22:26	61.5
27/2/2012 22:31	61.4
27/2/2012 22:36	61.7
27/2/2012 22:41	60.2
27/2/2012 22:46	61.4
27/2/2012 22:51	61.0
27/2/2012 22:56	62.6

Night-time 23:00-07:00

28/1/2012 0:01	60.9
28/1/2012 0:06	61.4
28/1/2012 0:11	61.3
28/1/2012 0:16	61.8
28/1/2012 0:21	61.8
28/1/2012 0:26	61.4
28/1/2012 0:31	60.9
28/1/2012 0:36	60.9
28/1/2012 0:41	61.0
28/1/2012 0:46	60.9
28/1/2012 0:51	60.6
28/1/2012 0:56	61.7
28/1/2012 1:01	60.0
28/1/2012 1:06	59.9
28/1/2012 1:11	60.2
28/1/2012 1:16	60.0
28/1/2012 1:21	59.8
28/1/2012 1:26	59.7
28/1/2012 1:31	60.2
28/1/2012 1:36	59.4
28/1/2012 1:41	59.7

28/1/2012 1:46	60.1
28/1/2012 1:51	59.6
28/1/2012 1:56	59.6
28/1/2012 2:01	60.0
28/1/2012 2:06	59.5
28/1/2012 2:11	60.4
28/1/2012 2:16	59.5
28/1/2012 2:21	59.8
28/1/2012 2:26	59.4
28/1/2012 2:31	59.8
28/1/2012 2:36	59.8
28/1/2012 2:41	59.0
28/1/2012 2:46	58.9
28/1/2012 2:51	59.6
28/1/2012 2:56	59.1
28/1/2012 3:01	58.3
28/1/2012 3:06	59.5
28/1/2012 3:11	58.8
28/1/2012 3:16	58.0
28/1/2012 3:21	58.0
28/1/2012 3:26	57.9
28/1/2012 3:31	58.7
28/1/2012 3:36	58.1
28/1/2012 3:41	59.6
28/1/2012 3:46	58.5
28/1/2012 3:51	59.0
28/1/2012 3:56	58.0
28/1/2012 4:01	58.2
28/1/2012 4:06	58.0
28/1/2012 4:11	57.3
28/1/2012 4:16	58.6
28/1/2012 4:21	58.6
28/1/2012 4:26	58.5
28/1/2012 4:31	58.3
28/1/2012 4:36	58.8
28/1/2012 4:41	57.8
28/1/2012 4:46	58.5
28/1/2012 4:51	57.9
28/1/2012 4:56	58.7
28/1/2012 5:01	58.2
28/1/2012 5:06	57.6
28/1/2012 5:11	57.7
28/1/2012 5:16	58.3
28/1/2012 5:21	57.9
28/1/2012 5:26	58.9
28/1/2012 5:31	58.2
28/1/2012 5:36	59.0
28/1/2012 5:41	58.3
28/1/2012 5:46	59.4
28/1/2012 5:51	58.8
28/1/2012 5:56	60.0
28/1/2012 6:01	59.0
28/1/2012 6:06	59.7
28/1/2012 6:11	59.3
28/1/2012 6:16	60.0
28/1/2012 6:21	60.2
28/1/2012 6:26	60.4
28/1/2012 6:31	60.6
28/1/2012 6:36	62.3
28/1/2012 6:41	61.0
28/1/2012 6:46	60.9
28/1/2012 6:51	61.9
28/1/2012 6:56	61.5
28/1/2012 23:01	62.1
28/1/2012 23:06	61.5
28/1/2012 23:11	62.3
28/1/2012 23:16	63.1
28/1/2012 23:21	62.6
28/1/2012 23:26	62.3
28/1/2012 23:31	62.0
28/1/2012 23:36	62.3
28/1/2012 23:41	62.0
28/1/2012 23:46	62.8
28/1/2012 23:51	61.7
28/1/2012 23:56	61.7
29/1/2012 0:01	62.6
29/1/2012 0:06	62.1
29/1/2012 0:11	61.7
29/1/2012 0:16	61.8
29/1/2012 0:21	62.5
29/1/2012 0:26	61.9
29/1/2012 0:31	62.0
29/1/2012 0:36	62.2
29/1/2012 0:41	61.5
29/1/2012 0:46	61.2
29/1/2012 0:51	61.2
29/1/2012 0:56	61.0
29/1/2012 1:01	60.7
29/1/2012 1:06	61.0
29/1/2012 1:11	62.0
29/1/2012 1:16	61.5
29/1/2012 1:21	60.8
29/1/2012 1:26	60.4
29/1/2012 1:31	60.3
29/1/2012 1:36	60.0
29/1/2012 1:41	59.7
29/1/2012 1:46	60.4
29/1/2012 1:51	59.4
29/1/2012 1:56	59.6
29/1/2012 2:01	59.6
29/1/2012 2:06	59.9
29/1/2012 2:11	59.4
29/1/2012 2:16	59.7
29/1/2012 2:21	59.7
29/1/2012 2:26	59.8
29/1/2012 2:31	59.6
29/1/2012 2:36	61.2
29/1/2012 2:41	59.7
29/1/2012 2:46	59.3
29/1/2012 2:51	59.3

29/1/2012 2:56	59.4
29/1/2012 3:01	58.9
29/1/2012 3:06	59.1
29/1/2012 3:11	59.2
29/1/2012 3:16	59.1
29/1/2012 3:21	57.6
29/1/2012 3:26	58.5
29/1/2012 3:31	58.1
29/1/2012 3:36	59.0
29/1/2012 3:41	59.6
29/1/2012 3:46	58.5
29/1/2012 3:51	59.2
29/1/2012 3:56	58.0
29/1/2012 4:01	59.3
29/1/2012 4:06	58.2
29/1/2012 4:11	57.8
29/1/2012 4:16	58.8
29/1/2012 4:21	58.6
29/1/2012 4:26	58.0
29/1/2012 4:31	58.1
29/1/2012 4:36	58.1
29/1/2012 4:41	58.3
29/1/2012 4:46	58.0
29/1/2012 4:51	57.7
29/1/2012 4:56	58.2
29/1/2012 5:01	57.9
29/1/2012 5:06	59.6
29/1/2012 5:11	57.2
29/1/2012 5:16	58.9
29/1/2012 5:21	59.1
29/1/2012 5:26	58.6
29/1/2012 5:31	59.2
29/1/2012 5:36	58.9
29/1/2012 5:41	58.5
29/1/2012 5:46	59.1
29/1/2012 5:51	59.0
29/1/2012 5:56	58.3
29/1/2012 6:01	59.2
29/1/2012 6:06	60.8
29/1/2012 6:11	58.6
29/1/2012 6:16	59.5
29/1/2012 6:21	59.5
29/1/2012 6:26	59.8
29/1/2012 6:31	59.6
29/1/2012 6:36	60.0
29/1/2012 6:41	60.5
29/1/2012 6:46	60.0
29/1/2012 6:51	60.6
29/1/2012 6:56	61.2
29/1/2012 23:01	61.3
29/1/2012 23:06	61.4
29/1/2012 23:11	61.7
29/1/2012 23:16	62.1
29/1/2012 23:21	61.0
29/1/2012 23:26	61.6
29/1/2012 23:31	61.7
29/1/2012 23:36	61.6
29/1/2012 23:41	61.8
29/1/2012 23:46	62.6
29/1/2012 23:51	61.1
29/1/2012 23:56	61.4
30/1/2012 0:01	61.3
30/1/2012 0:06	60.7
30/1/2012 0:11	60.9
30/1/2012 0:16	61.5
30/1/2012 0:21	61.2
30/1/2012 0:26	60.6
30/1/2012 0:31	61.0
30/1/2012 0:36	59.8
30/1/2012 0:41	59.6
30/1/2012 0:46	60.0
30/1/2012 0:51	59.3
30/1/2012 0:56	59.8
30/1/2012 1:01	59.2
30/1/2012 1:06	58.5
30/1/2012 1:11	59.1
30/1/2012 1:16	59.1
30/1/2012 1:21	58.5
30/1/2012 1:26	57.5
30/1/2012 1:31	58.0
30/1/2012 1:36	57.4
30/1/2012 1:41	57.8
30/1/2012 1:46	59.1
30/1/2012 1:51	59.0
30/1/2012 1:56	57.8
30/1/2012 2:01	58.6
30/1/2012 2:06	58.1
30/1/2012 2:11	57.9
30/1/2012 2:16	58.1
30/1/2012 2:21	56.1
30/1/2012 2:26	58.0
30/1/2012 2:31	57.5
30/1/2012 2:36	57.1
30/1/2012 2:41	56.2
30/1/2012 2:46	56.9
30/1/2012 2:51	57.4
30/1/2012 2:56	57.9
30/1/2012 3:01	56.1
30/1/2012 3:06	56.9
30/1/2012 3:11	57.9
30/1/2012 3:16	58.1
30/1/2012 3:21	56.7
30/1/2012 3:26	55.0
30/1/2012 3:31	56.2
30/1/2012 3:36	56.2
30/1/2012 3:41	57.2
30/1/2012 3:46	57.6
30/1/2012 3:51	56.8
30/1/2012 3:56	57.4
30/1/2012 4:01	55.6

30/1/2012 4:06	56.1
30/1/2012 4:11	55.8
30/1/2012 4:16	57.6
30/1/2012 4:21	55.7
30/1/2012 4:26	57.1
30/1/2012 4:31	57.0
30/1/2012 4:36	56.1
30/1/2012 4:41	56.3
30/1/2012 4:46	57.3
30/1/2012 4:51	56.5
30/1/2012 4:56	57.3
30/1/2012 5:01	56.7
30/1/2012 5:06	57.4
30/1/2012 5:11	57.7
30/1/2012 5:16	58.7
30/1/2012 5:21	57.3
30/1/2012 5:26	59.4
30/1/2012 5:31	57.9
30/1/2012 5:36	59.6
30/1/2012 5:41	58.9
30/1/2012 5:46	59.8
30/1/2012 5:51	60.1
30/1/2012 5:56	59.5
30/1/2012 6:01	60.8
30/1/2012 6:06	59.6
30/1/2012 6:11	60.2
30/1/2012 6:16	60.6
30/1/2012 6:21	61.0
30/1/2012 6:26	60.9
30/1/2012 6:31	61.8
30/1/2012 6:36	61.7
30/1/2012 6:41	62.6
30/1/2012 6:46	62.3
30/1/2012 6:51	62.1
30/1/2012 6:56	63.0
30/1/2012 23:01	62.2
30/1/2012 23:06	62.4
30/1/2012 23:11	62.3
30/1/2012 23:16	62.1
30/1/2012 23:21	62.3
30/1/2012 23:26	62.1
30/1/2012 23:31	61.9
30/1/2012 23:36	61.8
30/1/2012 23:41	63.0
30/1/2012 23:46	61.2
30/1/2012 23:51	61.9
30/1/2012 23:56	61.3
31/1/2012 0:01	62.2
31/1/2012 0:06	61.7
31/1/2012 0:11	61.9
31/1/2012 0:16	62.0
31/1/2012 0:21	63.9
31/1/2012 0:26	61.9
31/1/2012 0:31	61.0
31/1/2012 0:36	60.3
31/1/2012 0:41	60.4
31/1/2012 0:46	60.1
31/1/2012 0:51	59.1
31/1/2012 0:56	59.6
31/1/2012 1:01	59.2
31/1/2012 1:06	60.0
31/1/2012 1:11	59.7
31/1/2012 1:16	59.0
31/1/2012 1:21	59.4
31/1/2012 1:26	58.9
31/1/2012 1:31	58.6
31/1/2012 1:36	58.8
31/1/2012 1:41	58.4
31/1/2012 1:46	58.1
31/1/2012 1:51	57.6
31/1/2012 1:56	58.8
31/1/2012 2:01	58.6
31/1/2012 2:06	57.8
31/1/2012 2:11	58.3
31/1/2012 2:16	58.2
31/1/2012 2:21	57.7
31/1/2012 2:26	57.7
31/1/2012 2:31	57.7
31/1/2012 2:36	56.6
31/1/2012 2:41	57.4
31/1/2012 2:46	57.5
31/1/2012 2:51	57.1
31/1/2012 2:56	58.5
31/1/2012 3:01	56.5
31/1/2012 3:06	57.1
31/1/2012 3:11	58.6
31/1/2012 3:16	58.8
31/1/2012 3:21	57.9
31/1/2012 3:26	58.1
31/1/2012 3:31	57.1
31/1/2012 3:36	57.3
31/1/2012 3:41	59.1
31/1/2012 3:46	57.8
31/1/2012 3:51	57.7
31/1/2012 3:56	57.9
31/1/2012 4:01	57.1
31/1/2012 4:06	55.8
31/1/2012 4:11	57.3
31/1/2012 4:16	57.9
31/1/2012 4:21	58.3
31/1/2012 4:26	58.0
31/1/2012 4:31	57.2
31/1/2012 4:36	56.3
31/1/2012 4:41	57.6
31/1/2012 4:46	57.1
31/1/2012 4:51	58.0
31/1/2012 4:56	57.7
31/1/2012 5:01	58.4
31/1/2012 5:06	58.3
31/1/2012 5:11	58.2

31/1/2012 5:16	58.1
31/1/2012 5:21	59.8
31/1/2012 5:26	59.3
31/1/2012 5:31	58.2
31/1/2012 5:36	58.4
31/1/2012 5:41	58.9
31/1/2012 5:46	59.3
31/1/2012 5:51	59.2
31/1/2012 5:56	58.9
31/1/2012 6:01	59.3
31/1/2012 6:06	59.4
31/1/2012 6:11	60.1
31/1/2012 6:16	60.8
31/1/2012 6:21	61.8
31/1/2012 6:26	61.7
31/1/2012 6:31	61.8
31/1/2012 6:36	61.3
31/1/2012 6:41	61.8
31/1/2012 6:46	62.2
31/1/2012 6:51	62.9
31/1/2012 6:56	60.7
31/1/2012 23:01	61.7
31/1/2012 23:06	61.8
31/1/2012 23:11	65.3
31/1/2012 23:16	61.9
31/1/2012 23:21	61.5
31/1/2012 23:26	62.2
31/1/2012 23:31	64.3
31/1/2012 23:36	61.7
31/1/2012 23:41	61.9
31/1/2012 23:46	61.7
31/1/2012 23:51	61.3
31/1/2012 23:56	61.5
1/2/2012 0:01	61.6
1/2/2012 0:06	61.0
1/2/2012 0:11	61.2
1/2/2012 0:16	62.1
1/2/2012 0:21	61.1
1/2/2012 0:26	61.0
1/2/2012 0:31	61.4
1/2/2012 0:36	60.7
1/2/2012 0:41	59.9
1/2/2012 0:46	60.3
1/2/2012 0:51	59.9
1/2/2012 0:56	58.9
1/2/2012 1:01	59.2
1/2/2012 1:06	59.0
1/2/2012 1:11	59.9
1/2/2012 1:16	60.5
1/2/2012 1:21	59.6
1/2/2012 1:26	58.7
1/2/2012 1:31	57.8
1/2/2012 1:36	58.5
1/2/2012 1:41	59.2
1/2/2012 1:46	58.7
1/2/2012 1:51	58.8
1/2/2012 1:56	58.1
1/2/2012 2:01	57.5
1/2/2012 2:06	58.5
1/2/2012 2:11	59.3
1/2/2012 2:16	56.6
1/2/2012 2:21	57.5
1/2/2012 2:26	57.5
1/2/2012 2:31	57.9
1/2/2012 2:36	57.7
1/2/2012 2:41	56.9
1/2/2012 2:46	57.1
1/2/2012 2:51	57.7
1/2/2012 2:56	56.8
1/2/2012 3:01	56.3
1/2/2012 3:06	56.7
1/2/2012 3:11	56.7
1/2/2012 3:16	56.2
1/2/2012 3:21	57.0
1/2/2012 3:26	57.7
1/2/2012 3:31	55.7
1/2/2012 3:36	56.1
1/2/2012 3:41	56.9
1/2/2012 3:46	56.9
1/2/2012 3:51	57.5
1/2/2012 3:56	57.0
1/2/2012 4:01	56.3
1/2/2012 4:06	58.2
1/2/2012 4:11	56.6
1/2/2012 4:16	56.0
1/2/2012 4:21	56.3
1/2/2012 4:26	57.6
1/2/2012 4:31	56.2
1/2/2012 4:36	56.0
1/2/2012 4:41	56.5
1/2/2012 4:46	56.8
1/2/2012 4:51	56.3
1/2/2012 4:56	56.2
1/2/2012 5:01	56.7
1/2/2012 5:06	58.0
1/2/2012 5:11	58.8
1/2/2012 5:16	57.9
1/2/2012 5:21	57.3
1/2/2012 5:26	58.4
1/2/2012 5:31	60.1
1/2/2012 5:36	58.0
1/2/2012 5:41	58.7
1/2/2012 5:46	59.4
1/2/2012 5:51	59.3
1/2/2012 5:56	58.4
1/2/2012 6:01	59.3
1/2/2012 6:06	59.3
1/2/2012 6:11	60.1
1/2/2012 6:16	60.9
1/2/2012 6:21	60.0

Real-time Noise Data RTN1 (FEHD Hong Kong Transport Section Whitefield Depot)

1/2/2012 6:26	61.1	2/2/2012 23:36	61.9	4/2/2012 0:46	62.1	5/2/2012 1:56	59.3	6/2/2012 3:06	56.6	7/2/2012 4:16	56.0
1/2/2012 6:31	61.3	2/2/2012 23:41	62.1	4/2/2012 0:51	60.7	5/2/2012 2:01	57.3	6/2/2012 3:11	55.3	7/2/2012 4:21	56.0
1/2/2012 6:36	62.3	2/2/2012 23:46	62.0	4/2/2012 0:56	60.4	5/2/2012 2:06	52.6	6/2/2012 3:16	55.0	7/2/2012 4:26	55.2
1/2/2012 6:41	62.6	2/2/2012 23:51	61.7	4/2/2012 1:01	60.6	5/2/2012 2:11	59.4	6/2/2012 3:21	55.0	7/2/2012 4:31	56.0
1/2/2012 6:46	62.0	2/2/2012 23:56	61.3	4/2/2012 1:06	61.1	5/2/2012 2:16	50.4	6/2/2012 3:26	54.4	7/2/2012 4:36	57.1
1/2/2012 6:51	61.9	3/2/2012 0:01	61.9	4/2/2012 1:11	60.0	5/2/2012 2:21	49.4	6/2/2012 3:31	53.9	7/2/2012 4:41	55.4
1/2/2012 6:56	63.2	3/2/2012 0:06	61.2	4/2/2012 1:16	60.1	5/2/2012 2:26	50.6	6/2/2012 3:36	55.4	7/2/2012 4:46	55.8
1/2/2012 23:01	61.8	3/2/2012 0:11	61.3	4/2/2012 1:21	60.2	5/2/2012 2:31	50.8	6/2/2012 3:41	56.5	7/2/2012 4:51	56.8
1/2/2012 23:06	61.8	3/2/2012 0:16	61.9	4/2/2012 1:26	62.4	5/2/2012 2:36	49.9	6/2/2012 3:46	54.7	7/2/2012 4:56	57.8
1/2/2012 23:11	62.0	3/2/2012 0:21	62.1	4/2/2012 1:31	60.4	5/2/2012 2:41	50.2	6/2/2012 3:51	55.7	7/2/2012 5:01	56.7
1/2/2012 23:16	63.0	3/2/2012 0:26	61.2	4/2/2012 1:36	60.9	5/2/2012 2:46	50.6	6/2/2012 3:56	54.8	7/2/2012 5:06	56.5
1/2/2012 23:21	61.8	3/2/2012 0:31	61.0	4/2/2012 1:41	59.9	5/2/2012 2:51	50.5	6/2/2012 4:01	53.4	7/2/2012 5:11	57.1
1/2/2012 23:26	62.2	3/2/2012 0:36	60.3	4/2/2012 1:46	59.6	5/2/2012 2:56	50.0	6/2/2012 4:06	55.5	7/2/2012 5:16	57.2
1/2/2012 23:31	61.9	3/2/2012 0:41	60.4	4/2/2012 1:51	59.7	5/2/2012 3:01	50.2	6/2/2012 4:11	55.4	7/2/2012 5:21	56.3
1/2/2012 23:36	61.8	3/2/2012 0:46	60.2	4/2/2012 1:56	59.1	5/2/2012 3:06	50.4	6/2/2012 4:16	54.6	7/2/2012 5:26	57.2
1/2/2012 23:41	61.6	3/2/2012 0:51	59.7	4/2/2012 2:01	59.8	5/2/2012 3:11	50.7	6/2/2012 4:21	54.8	7/2/2012 5:31	56.9
1/2/2012 23:46	62.0	3/2/2012 0:56	59.8	4/2/2012 2:06	60.0	5/2/2012 3:16	52.2	6/2/2012 4:26	55.5	7/2/2012 5:36	57.9
1/2/2012 23:51	61.7	3/2/2012 1:01	59.4	4/2/2012 2:11	59.0	5/2/2012 3:21	49.8	6/2/2012 4:31	54.5	7/2/2012 5:41	58.1
1/2/2012 23:56	60.7	3/2/2012 1:06	59.4	4/2/2012 2:16	59.0	5/2/2012 3:26	50.9	6/2/2012 4:36	55.2	7/2/2012 5:46	58.6
2/2/2012 0:01	62.2	3/2/2012 1:11	59.5	4/2/2012 2:21	59.3	5/2/2012 3:31	54.8	6/2/2012 4:41	54.0	7/2/2012 5:51	59.8
2/2/2012 0:06	61.3	3/2/2012 1:16	59.5	4/2/2012 2:26	59.7	5/2/2012 3:36	51.0	6/2/2012 4:46	55.0	7/2/2012 5:56	59.6
2/2/2012 0:11	61.1	3/2/2012 1:21	59.3	4/2/2012 2:31	59.3	5/2/2012 3:41	49.4	6/2/2012 4:51	55.3	7/2/2012 6:01	60.6
2/2/2012 0:16	61.8	3/2/2012 1:26	58.5	4/2/2012 2:36	59.4	5/2/2012 3:46	49.6	6/2/2012 4:56	55.9	7/2/2012 6:06	61.2
2/2/2012 0:21	61.4	3/2/2012 1:31	58.2	4/2/2012 2:41	59.7	5/2/2012 3:51	50.0	6/2/2012 5:01	56.0	7/2/2012 6:11	60.8
2/2/2012 0:26	61.4	3/2/2012 1:36	58.6	4/2/2012 2:46	59.1	5/2/2012 3:56	50.9	6/2/2012 5:06	55.8	7/2/2012 6:16	61.6
2/2/2012 0:31	60.4	3/2/2012 1:41	58.6	4/2/2012 2:51	59.5	5/2/2012 4:01	49.4	6/2/2012 5:11	55.6	7/2/2012 6:21	61.6
2/2/2012 0:36	60.3	3/2/2012 1:46	58.8	4/2/2012 2:56	59.2	5/2/2012 4:06	49.8	6/2/2012 5:16	56.5	7/2/2012 6:26	61.6
2/2/2012 0:41	61.3	3/2/2012 1:51	58.3	4/2/2012 3:01	58.7	5/2/2012 4:11	49.6	6/2/2012 5:21	58.9	7/2/2012 6:31	62.5
2/2/2012 0:46	60.4	3/2/2012 1:56	58.0	4/2/2012 3:06	58.9	5/2/2012 4:16	49.9	6/2/2012 5:26	56.6	7/2/2012 6:36	61.9
2/2/2012 0:51	60.4	3/2/2012 2:01	58.3	4/2/2012 3:11	58.9	5/2/2012 4:21	51.3	6/2/2012 5:31	57.0	7/2/2012 6:41	63.0
2/2/2012 0:56	60.8	3/2/2012 2:06	58.2	4/2/2012 3:16	59.2	5/2/2012 4:26	52.9	6/2/2012 5:36	57.5	7/2/2012 6:46	63.2
2/2/2012 1:01	60.0	3/2/2012 2:11	58.6	4/2/2012 3:21	58.4	5/2/2012 4:31	50.3	6/2/2012 5:41	59.0	7/2/2012 6:51	63.1
2/2/2012 1:06	59.8	3/2/2012 2:16	57.7	4/2/2012 3:26	58.8	5/2/2012 4:36	49.9	6/2/2012 5:46	58.2	7/2/2012 6:56	63.5
2/2/2012 1:11	59.1	3/2/2012 2:21	57.2	4/2/2012 3:31	58.3	5/2/2012 4:41	50.1	6/2/2012 5:51	57.9	7/2/2012 23:01	61.7
2/2/2012 1:16	59.1	3/2/2012 2:26	57.6	4/2/2012 3:36	57.5	5/2/2012 4:46	50.5	6/2/2012 5:56	58.2	7/2/2012 23:06	62.3
2/2/2012 1:21	59.5	3/2/2012 2:31	57.8	4/2/2012 3:41	58.8	5/2/2012 4:51	49.5	6/2/2012 6:01	58.0	7/2/2012 23:11	61.7
2/2/2012 1:26	58.6	3/2/2012 2:36	57.2	4/2/2012 3:46	57.8	5/2/2012 4:56	50.1	6/2/2012 6:06	59.7	7/2/2012 23:16	62.0
2/2/2012 1:31	58.2	3/2/2012 2:41	57.1	4/2/2012 3:51	59.3	5/2/2012 5:01	51.2	6/2/2012 6:11	58.5	7/2/2012 23:21	62.2
2/2/2012 1:36	59.5	3/2/2012 2:46	57.2	4/2/2012 3:56	58.7	5/2/2012 5:06	51.6	6/2/2012 6:16	59.8	7/2/2012 23:26	61.9
2/2/2012 1:41	58.9	3/2/2012 2:51	57.2	4/2/2012 4:01	58.3	5/2/2012 5:11	51.1	6/2/2012 6:21	59.9	7/2/2012 23:31	62.6
2/2/2012 1:46	59.2	3/2/2012 2:56	57.8	4/2/2012 4:06	58.0	5/2/2012 5:16	52.2	6/2/2012 6:26	60.6	7/2/2012 23:36	61.2
2/2/2012 1:51	57.4	3/2/2012 3:01	56.6	4/2/2012 4:11	57.6	5/2/2012 5:21	52.4	6/2/2012 6:31	62.4	7/2/2012 23:41	61.8
2/2/2012 1:56	57.3	3/2/2012 3:06	56.9	4/2/2012 4:16	58.0	5/2/2012 5:26	51.0	6/2/2012 6:36	61.0	7/2/2012 23:46	61.6
2/2/2012 2:01	58.5	3/2/2012 3:11	57.7	4/2/2012 4:21	57.7	5/2/2012 5:31	51.6	6/2/2012 6:41	61.4	7/2/2012 23:51	62.3
2/2/2012 2:06	58.2	3/2/2012 3:16	57.9	4/2/2012 4:26	58.8	5/2/2012 5:36	51.0	6/2/2012 6:46	62.3	7/2/2012 23:56	62.2
2/2/2012 2:11	58.6	3/2/2012 3:21	57.0	4/2/2012 4:31	58.2	5/2/2012 5:41	50.7	6/2/2012 6:51	61.7	8/2/2012 0:01	61.6
2/2/2012 2:16	57.7	3/2/2012 3:26	57.1	4/2/2012 4:36	58.2	5/2/2012 5:46	51.3	6/2/2012 6:56	62.3	8/2/2012 0:06	62.3
2/2/2012 2:21	57.5	3/2/2012 3:31	56.4	4/2/2012 4:41	58.4	5/2/2012 5:51	50.8	6/2/2012 23:01	62.0	8/2/2012 0:11	62.0
2/2/2012 2:26	57.2	3/2/2012 3:36	57.1	4/2/2012 4:46	58.5	5/2/2012 5:56	51.7	6/2/2012 23:06	61.5	8/2/2012 0:16	61.9
2/2/2012 2:31	58.2	3/2/2012 3:41	57.4	4/2/2012 4:51	57.7	5/2/2012 6:01	50.9	6/2/2012 23:11	62.0	8/2/2012 0:21	61.5
2/2/2012 2:36	57.2	3/2/2012 3:46	57.2	4/2/2012 4:56	58.6	5/2/2012 6:06	51.4	6/2/2012 23:16	62.2	8/2/2012 0:26	62.2
2/2/2012 2:41	57.6	3/2/2012 3:51	58.0	4/2/2012 5:01	57.6	5/2/2012 6:11	51.8	6/2/2012 23:21	62.2	8/2/2012 0:31	61.7
2/2/2012 2:46	57.4	3/2/2012 3:56	57.3	4/2/2012 5:06	58.3	5/2/2012 6:16	52.1	6/2/2012 23:26	61.6	8/2/2012 0:36	61.5
2/2/2012 2:51	56.5	3/2/2012 4:01	56.6	4/2/2012 5:11	58.1	5/2/2012 6:21	52.5	6/2/2012 23:31	62.2	8/2/2012 0:41	61.7
2/2/2012 2:56	58.0	3/2/2012 4:06	56.7	4/2/2012 5:16	58.8	5/2/2012 6:26	51.5	6/2/2012 23:36	62.3	8/2/2012 0:46	60.6
2/2/2012 3:01	57.5	3/2/2012 4:11	56.7	4/2/2012 5:21	57.6	5/2/2012 6:31	53.2	6/2/2012 23:41	61.4	8/2/2012 0:51	60.4
2/2/2012 3:06	56.8	3/2/2012 4:16	56.8	4/2/2012 5:26	58.5	5/2/2012 6:36	51.7	6/2/2012 23:46	61.3	8/2/2012 0:56	59.8
2/2/2012 3:11	57.5	3/2/2012 4:21	56.7	4/2/2012 5:31	58.5	5/2/2012 6:41	52.2	6/2/2012 23:51	61.1	8/2/2012 1:01	59.9
2/2/2012 3:16	58.1	3/2/2012 4:26	57.2	4/2/2012 5:36	58.5	5/2/2012 6:46	55.9	6/2/2012 23:56	61.0	8/2/2012 1:06	60.0
2/2/2012 3:21	56.3	3/2/2012 4:31	56.8	4/2/2012 5:41	58.8	5/2/2012 6:51	53.5	7/2/2012 0:01	61.1	8/2/2012 1:11	59.6
2/2/2012 3:26	57.0	3/2/2012 4:36	56.3	4/2/2012 5:46	59.6	5/2/2012 6:56	52.5	7/2/2012 0:06	61.3	8/2/2012 1:16	60.2
2/2/2012 3:31	56.5	3/2/2012 4:41	56.9	4/2/2012 5:51	60.9	5/2/2012 23:01	60.9	7/2/2012 0:11	61.4	8/2/2012 1:21	59.6
2/2/2012 3:36	58.4	3/2/2012 4:46	56.9	4/2/2012 5:56	58.9	5/2/2012 23:06	61.4	7/2/2012 0:16	60.9	8/2/2012 1:26	59.2
2/2/2012 3:41	55.6	3/2/2012 4:51	56.8	4/2/2012 6:01	58.3	5/2/2012 23:11	61.1	7/2/2012 0:21	61.5	8/2/2012 1:31	59.4
2/2/2012 3:46	56.3	3/2/2012 4:56	57.4	4/2/2012 6:06	59.2	5/2/2012 23:16	62.0	7/2/2012 0:26	61.1	8/2/2012 1:36	59.6
2/2/2012 3:51	59.5	3/2/2012 5:01	57.2	4/2/2012 6:11	59.9	5/2/2012 23:21	60.8	7/2/2012 0:31	61.0	8/2/2012 1:41	59.4
2/2/2012 3:56	56.9	3/2/2012 5:06	57.8	4/2/2012 6:16	59.2	5/2/2012 23:26	60.9	7/2/2012 0:36	60.1	8/2/2012 1:46	58.9
2/2/2012 4:01	57.1	3/2/2012 5:11	58.1	4/2/2012 6:21	60.5	5/2/2012 23:31	61.2	7/2/2012 0:41	60.1	8/2/2012 1:51	59.7
2/2/2012 4:06	56.4	3/2/2012 5:16	58.3	4/2/2012 6:26	60.6	5/2/2012 23:36	61.1	7/2/2012 0:46	60.8	8/2/2012 1:56	59.9
2/2/2012 4:11	57.1	3/2/2012 5:21	58.0	4/2/2012 6:31	60.5	5/2/2012 23:41	61.5	7/2/2012 0:51	58.8	8/2/2012 2:01	59.8
2/2/2012 4:16	55.3	3/2/2012 5:26	58.9	4/2/2012 6:36	60.7	5/2/2012 23:46	60.6	7/2/2012 0:56	58.9	8/2/2012 2:06	58.4
2/2/2012 4:21	56.1	3/2/2012 5:31	58.8	4/2/2012 6:41	61.3	5/2/2012 23:51	60.2	7/2/2012 1:01	59.4	8/2/2012 2:11	58.0
2/2/2012 4:26	55.9	3/2/2012 5:36	58.7	4/2/2012 6:46	61.9	5/2/2012 23:56	60.8	7/2/2012 1:06	59.4	8/2/2012 2:16	58.9
2/2/2012 4:31	56.9	3/2/2012 5:41	59.0	4/2/2012 6:51	61.8	6/2/2012 0:01	60.9	7/2/2012 1:11	58.3	8/2/2012 2:21	58.6
2/2/2012 4:36	56.8	3/2/2012 5:46	59.3	4/2/2012 6:56	61.0	6/2/2012 0:06	61.3	7/2/2012 1:16	59.1	8/2/2012 2:26	58.2
2/2/2012 4:41	57.1	3/2/2012 5:51	59.8	4/2/2012 23:01	61.8	6/2/2012 0:11	60.1	7/2/2012 1:21	59.0	8/2/2012 2:31	59.5
2/2/2012 4:46	56.3	3/2/2012 5:56	59.0	4/2/2012 23:06	62.1	6/2/2012 0:16	59.7	7/2/2012 1:26	58.3	8/2/2012 2:36	57.8
2/2/2012 4:51	56.2	3/2/2012 6:01	59.7	4/2/2012 23:11	61.9	6/2/2012 0:21	60.7	7/2/2012 1:31	58.7	8/2/2012 2:41	58.5
2/2/2012 4:56	58.3	3/2/2012 6:06	59.7	4/2/2012 23:16	61.5	6/2/2012 0:26	59.8	7/2/2012 1:36	57.7	8/2/2012 2:46	57.5
2/2/2012 5:01	56.9	3/2/2012 6:11	60.1	4/2/2012 23:21	62.0	6/2/2012 0:31	59.6	7/2/2012 1:41	59.0	8/2/2012 2:51	57.4
2/2/2012 5:06	57.6	3/2/2012 6:16	60.6	4/2/2012 23:26	62.1	6/2/2012 0:36	59.8	7/2/2012 1:46	59.1	8/2/2012 2:56	58.2
2/2/2012 5:11	57.3	3/2/2012 6:21	60.8	4/2/2012 23:31	62.8	6/2/2012 0:41	59.9	7/2/2012 1:51	57.3	8/2/2012 3:01	57.9
2/2/2012 5:16	58.5	3/2/2012 6:26	61.5	4/2/2012 23:36	62.1	6/2/2012 0:46	59.1	7/2/2012 1:56	58.1	8/2/2012 3:06	57.4
2/2/2012 5:21	57.1	3/2/2012 6:31	61.5	4/2/2012 23:41	62.0	6/2/2012 0:51	58.3	7/2/2012 2:01	58.2	8/2/2012 3:11	58.0
2/2/2012 5:26	58.5	3/2/2012 6:36	61.8	4/2/2012 23:46	62.1	6/2/2012 0:56	58.9	7/2/2012 2:06	58.3	8/2/2012 3:16	57.0
2/2/2012 5:31	58.8	3/2/2012 6:41	62.3	4/2/2012 23:51	61.6	6/2/2012 1:01	58.1	7/2/2012 2:11	58.2	8/2/2012 3:21	59.5
2/2/2012 5:36	58.5	3/2/2012 6:46	62.2	4/2/2012 23:56	61.6	6/2/2012 1:06	58.1	7/2/2012 2:16	57.1	8/2/2012 3:26	56.9
2/2/2012 5:41	59.5	3/2/2012 6:51	62.0	5/2/2012 0:01	61.9	6/2/2012 1:11	57.8	7/2/2012 2:21	56.4	8/2/2012 3:31	58.7
2/2/2012 5:46	58.9	3/2/2012 6:56	63.1	5/2/2012 0:06	61.6	6/2/2012 1:16	59.0	7/2/2012 2:26	57.0	8/2/2012 3:36	57.5
2/2/2012 5:51	60.6	3/2/2012 23:01	62.3	5/2/2012 0:11	62.1	6/2/2012 1:21	57.8	7/2/2012 2:31	57.3	8/2/2012 3:41	56.6
2/2/2012 5:56	58.9	3/2/2012 23:06	62.2	5/2/2012 0:16	61.4	6/2/2012 1:26	58.3	7/2/2012 2:36	57.5	8/2/2012 3:46	57.7
2/2/2012 6:01	59.0	3/2/2012 23:11	62.5	5/2/2012 0:21	61.8	6/2/2012 1:31	57.0	7/2/2012 2:41	56.3	8/2/2012 3:51	57.5
2/2/2012 6:06	60.3	3/2/2012 23:16	62.6	5/2/2012 0:26	61.8	6/2/2012 1:36	58.5	7/2/2012 2:46	57.3	8/2/2012 3:56	57.3
2/2/2012 6:11	60.0	3/2/2012 23:21	62.3	5/2/2012 0:31	61.2	6/2/2012 1:41	56.4	7/2/2012 2:51	57.0	8/2/2012 4:01	57.5
2/2/2012 6:16	60.3	3/2/2012 23:26	61.8	5/2/2012 0:36	60.5	6/2/2012 1:46	56.4	7/2/2012 2:56	57.4	8/2/2012 4:06	57.1
2/2/2012 6:21	60.4	3/2/2012 23:31	62.1	5/2/2012 0:41	61.3	6/2/2012 1:51	57.0	7/2/2012 3:01	56.6	8/2/2012 4:11	56.0
2/2/2012 6:26	62.3	3/2/2012 23:36	62.5	5/2/2012 0:46	61.4	6/2/2012 1:56	57.8	7/2/2012 3:06	56.7	8/2/2012 4:16	55.9
2/2/2012 6:31	61.1	3/2/2012 23:41	62.2	5/2/2012 0:51	60.4	6/2/2012 2:01	57.0	7/2/2012 3:11	56.6	8/2/2012 4:21	58.4
2/2/2012 6:36	61.8	3/2/2012 23:46	61.8	5/2/2012 0:56	60.3	6/2/2012 2:06	56.3	7/2/2012 3:16	55.9	8/2/2012 4:26	55.8
2/2/2012 6:41	62.3	3/2/2012 23:51	62.2	5/2/2012 1:01	60.2	6/2/2012 2:11	56.3	7/2/2012 3:21	55.7	8/2/2012 4:31	57.7
2/2/2012 6:46	62.1	3/2/2012 23:56	61.8	5/2/2012 1:06	60.1	6/2/2012 2:16	56.7	7/2/2012 3:26	56.0	8/2/2012 4:36	56.6
2/2/2012 6:51	62.1	4/2/2012 0:01	62.7	5/2/2012 1:11	59.7	6/2/2012 2:21	56.0	7/2/2012 3:31	55.2	8/2/2012 4:41	57.7
2/2/2012 6:56	63.3	4/2/2012 0:06	61.6	5/2/2012 1:16	61.7	6/2/2012 2:26	56.3	7/2/2012 3:36	55.7	8/2/2012 4:46	57.7
2/2/2012 23:01	62.0	4/2/2012 0:11	62.0	5/2/2012 1:21	61.4	6/2/2012 2:31	56.8	7/2/2012 3:41	56.3	8/2/2012 4:51	57.2
2/2/2012 23:06	61.9	4/2/2012 0:16	61.8	5/2/2012 1:26	60.7	6/2/2012 2:36	57.1	7/2/2012 3:46	55.8	8/2/2012 4:56	58.9
2/2/2012 23:11	63.2	4/2/2012 0:21	61.6	5/2/2012 1:31	59.8	6/2/2012 2:41	56.7	7/2/2012 3:51	56.5	8/2/2012 5:01	59.0
2/2/2012 23:16	62.5	4/2/2012 0:26	61.9	5/2/2012 1:36	59.9	6/2/2012 2:46	55.5	7/2/2012 3:56	56.8	8/2/2012 5:06	59.5
2/2/2012 23:21	62.1	4/2/2012 0:31	61.9	5/2/2012 1:41	60.3	6/2/2012 2:51	57.3	7/2/2012 4:01	56.3	8/2/2012 5:11	58.2
2/2/2012 23:26	62.2	4/2/2012 0:36	61.3	5/2/2012 1:46	59.8	6/2/2012 2:56	56.0	7/2/2012 4:06	56.7	8/2/2012 5:16	58.4
2/2/2012 23:31	62.7	4/2/2012 0:41	61.5	5/2/2012 1:51	59.0	6/2/2012 3:01	55.0	7/2/2012 4:11	55.9	8/2/2012 5:21	58.4

Real-time Noise Data RTN1 (FEHD Hong Kong Transport Section Whitefield Depot)

8/2/2012 5:26	59.1	9/2/2012 6:36	62.4	10/2/2012 23:46	62.3	12/2/2012 0:56	60.4	13/2/2012 2:06	57.4	14/2/2012 3:16	57.0
8/2/2012 5:31	59.2	9/2/2012 6:41	62.3	10/2/2012 23:51	62.2	12/2/2012 1:01	60.3	13/2/2012 2:11	57.0	14/2/2012 3:21	57.8
8/2/2012 5:36	59.9	9/2/2012 6:46	62.6	10/2/2012 23:56	62.8	12/2/2012 1:06	60.7	13/2/2012 2:16	56.0	14/2/2012 3:26	56.8
8/2/2012 5:41	60.2	9/2/2012 6:51	62.9	11/2/2012 0:01	62.3	12/2/2012 1:11	63.6	13/2/2012 2:21	56.6	14/2/2012 3:31	57.8
8/2/2012 5:46	60.0	9/2/2012 6:56	63.1	11/2/2012 0:06	62.3	12/2/2012 1:16	60.3	13/2/2012 2:26	56.6	14/2/2012 3:36	57.1
8/2/2012 5:51	59.9	9/2/2012 23:01	62.5	11/2/2012 0:11	62.7	12/2/2012 1:21	59.7	13/2/2012 2:31	56.4	14/2/2012 3:41	57.4
8/2/2012 5:56	59.5	9/2/2012 23:06	62.3	11/2/2012 0:16	61.8	12/2/2012 1:26	59.9	13/2/2012 2:36	57.1	14/2/2012 3:46	57.1
8/2/2012 6:01	60.8	9/2/2012 23:11	62.4	11/2/2012 0:21	62.4	12/2/2012 1:31	59.5	13/2/2012 2:41	56.5	14/2/2012 3:51	57.4
8/2/2012 6:06	61.0	9/2/2012 23:16	62.9	11/2/2012 0:26	62.1	12/2/2012 1:36	59.5	13/2/2012 2:46	55.6	14/2/2012 3:56	57.3
8/2/2012 6:11	60.9	9/2/2012 23:21	62.4	11/2/2012 0:31	62.2	12/2/2012 1:41	59.7	13/2/2012 2:51	56.6	14/2/2012 4:01	57.0
8/2/2012 6:16	60.7	9/2/2012 23:26	62.3	11/2/2012 0:36	62.0	12/2/2012 1:46	58.3	13/2/2012 2:56	56.0	14/2/2012 4:06	57.0
8/2/2012 6:21	61.9	9/2/2012 23:31	62.2	11/2/2012 0:41	61.6	12/2/2012 1:51	59.3	13/2/2012 3:01	56.1	14/2/2012 4:11	56.4
8/2/2012 6:26	61.6	9/2/2012 23:36	62.5	11/2/2012 0:46	61.1	12/2/2012 1:56	58.6	13/2/2012 3:06	55.8	14/2/2012 4:16	56.5
8/2/2012 6:31	62.3	9/2/2012 23:41	61.9	11/2/2012 0:51	60.7	12/2/2012 2:01	59.1	13/2/2012 3:11	55.9	14/2/2012 4:21	57.5
8/2/2012 6:36	62.3	9/2/2012 23:46	61.9	11/2/2012 0:56	61.0	12/2/2012 2:06	59.6	13/2/2012 3:16	55.9	14/2/2012 4:26	56.8
8/2/2012 6:41	63.1	9/2/2012 23:51	61.8	11/2/2012 1:01	60.8	12/2/2012 2:11	59.8	13/2/2012 3:21	55.4	14/2/2012 4:31	57.1
8/2/2012 6:46	62.4	9/2/2012 23:56	62.0	11/2/2012 1:06	61.0	12/2/2012 2:16	59.2	13/2/2012 3:26	55.5	14/2/2012 4:36	57.5
8/2/2012 6:51	62.7	10/2/2012 0:01	62.2	11/2/2012 1:11	60.9	12/2/2012 2:21	58.3	13/2/2012 3:31	55.6	14/2/2012 4:41	57.1
8/2/2012 6:56	63.6	10/2/2012 0:06	61.9	11/2/2012 1:16	60.7	12/2/2012 2:26	59.5	13/2/2012 3:36	56.0	14/2/2012 4:46	57.0
8/2/2012 23:01	62.8	10/2/2012 0:11	61.9	11/2/2012 1:21	61.6	12/2/2012 2:31	59.1	13/2/2012 3:41	56.0	14/2/2012 4:51	57.2
8/2/2012 23:06	62.5	10/2/2012 0:16	61.6	11/2/2012 1:26	60.6	12/2/2012 2:36	59.7	13/2/2012 3:46	55.9	14/2/2012 4:56	58.4
8/2/2012 23:11	62.2	10/2/2012 0:21	61.7	11/2/2012 1:31	60.5	12/2/2012 2:41	59.3	13/2/2012 3:51	57.1	14/2/2012 5:01	57.7
8/2/2012 23:16	63.7	10/2/2012 0:26	61.5	11/2/2012 1:36	60.8	12/2/2012 2:46	58.6	13/2/2012 3:56	55.3	14/2/2012 5:06	58.1
8/2/2012 23:21	62.9	10/2/2012 0:31	61.7	11/2/2012 1:41	59.9	12/2/2012 2:51	59.1	13/2/2012 4:01	55.4	14/2/2012 5:11	57.8
8/2/2012 23:26	62.5	10/2/2012 0:36	61.1	11/2/2012 1:46	60.5	12/2/2012 2:56	58.7	13/2/2012 4:06	55.4	14/2/2012 5:16	58.1
8/2/2012 23:31	61.9	10/2/2012 0:41	61.1	11/2/2012 1:51	60.0	12/2/2012 3:01	59.0	13/2/2012 4:11	55.2	14/2/2012 5:21	57.9
8/2/2012 23:36	61.8	10/2/2012 0:46	61.2	11/2/2012 1:56	60.5	12/2/2012 3:06	58.9	13/2/2012 4:16	55.8	14/2/2012 5:26	58.4
8/2/2012 23:41	61.7	10/2/2012 0:51	60.2	11/2/2012 2:01	59.8	12/2/2012 3:11	59.3	13/2/2012 4:21	56.1	14/2/2012 5:31	58.3
8/2/2012 23:46	62.2	10/2/2012 0:56	60.1	11/2/2012 2:06	60.1	12/2/2012 3:16	59.0	13/2/2012 4:26	56.1	14/2/2012 5:36	59.0
8/2/2012 23:51	61.6	10/2/2012 1:01	60.4	11/2/2012 2:11	59.8	12/2/2012 3:21	59.7	13/2/2012 4:31	56.5	14/2/2012 5:41	59.0
8/2/2012 23:56	62.2	10/2/2012 1:06	60.6	11/2/2012 2:16	60.0	12/2/2012 3:26	58.7	13/2/2012 4:36	55.6	14/2/2012 5:46	59.0
9/2/2012 0:01	62.4	10/2/2012 1:11	60.0	11/2/2012 2:21	59.4	12/2/2012 3:31	59.6	13/2/2012 4:41	55.6	14/2/2012 5:51	59.6
9/2/2012 0:06	62.1	10/2/2012 1:16	60.1	11/2/2012 2:26	59.6	12/2/2012 3:36	58.8	13/2/2012 4:46	55.6	14/2/2012 5:56	59.2
9/2/2012 0:11	61.5	10/2/2012 1:21	60.3	11/2/2012 2:31	60.3	12/2/2012 3:41	58.8	13/2/2012 4:51	56.1	14/2/2012 6:01	60.1
9/2/2012 0:16	61.9	10/2/2012 1:26	60.6	11/2/2012 2:36	59.1	12/2/2012 3:46	57.7	13/2/2012 4:56	55.6	14/2/2012 6:06	60.9
9/2/2012 0:21	61.4	10/2/2012 1:31	59.7	11/2/2012 2:41	59.2	12/2/2012 3:51	58.8	13/2/2012 5:01	57.2	14/2/2012 6:11	60.7
9/2/2012 0:26	61.0	10/2/2012 1:36	59.9	11/2/2012 2:46	58.5	12/2/2012 3:56	58.0	13/2/2012 5:06	56.4	14/2/2012 6:16	61.1
9/2/2012 0:31	61.6	10/2/2012 1:41	59.8	11/2/2012 2:51	59.0	12/2/2012 4:01	58.2	13/2/2012 5:11	57.1	14/2/2012 6:21	61.4
9/2/2012 0:36	60.8	10/2/2012 1:46	59.7	11/2/2012 2:56	59.3	12/2/2012 4:06	57.8	13/2/2012 5:16	57.6	14/2/2012 6:26	61.4
9/2/2012 0:41	61.1	10/2/2012 1:51	59.2	11/2/2012 3:01	58.5	12/2/2012 4:11	58.6	13/2/2012 5:21	57.4	14/2/2012 6:31	61.9
9/2/2012 0:46	60.8	10/2/2012 1:56	59.3	11/2/2012 3:06	59.4	12/2/2012 4:16	58.3	13/2/2012 5:26	56.8	14/2/2012 6:36	62.0
9/2/2012 0:51	60.5	10/2/2012 2:01	59.3	11/2/2012 3:11	58.4	12/2/2012 4:21	57.6	13/2/2012 5:31	57.2	14/2/2012 6:41	62.7
9/2/2012 0:56	60.1	10/2/2012 2:06	59.4	11/2/2012 3:16	58.7	12/2/2012 4:26	58.4	13/2/2012 5:36	58.1	14/2/2012 6:46	62.7
9/2/2012 1:01	60.6	10/2/2012 2:11	59.1	11/2/2012 3:21	58.4	12/2/2012 4:31	58.3	13/2/2012 5:41	57.5	14/2/2012 6:51	62.8
9/2/2012 1:06	60.7	10/2/2012 2:16	58.9	11/2/2012 3:26	58.4	12/2/2012 4:36	58.7	13/2/2012 5:46	58.5	14/2/2012 6:56	63.3
9/2/2012 1:11	60.5	10/2/2012 2:21	58.6	11/2/2012 3:31	58.4	12/2/2012 4:41	57.8	13/2/2012 5:51	58.2	14/2/2012 23:01	61.9
9/2/2012 1:16	60.5	10/2/2012 2:26	58.9	11/2/2012 3:36	58.3	12/2/2012 4:46	57.4	13/2/2012 5:56	60.0	14/2/2012 23:06	61.8
9/2/2012 1:21	59.8	10/2/2012 2:31	59.0	11/2/2012 3:41	58.6	12/2/2012 4:51	58.3	13/2/2012 6:01	59.5	14/2/2012 23:11	62.1
9/2/2012 1:26	60.0	10/2/2012 2:36	58.8	11/2/2012 3:46	57.8	12/2/2012 4:56	57.0	13/2/2012 6:06	58.7	14/2/2012 23:16	62.6
9/2/2012 1:31	59.1	10/2/2012 2:41	58.5	11/2/2012 3:51	59.2	12/2/2012 5:01	57.7	13/2/2012 6:11	59.8	14/2/2012 23:21	61.5
9/2/2012 1:36	59.7	10/2/2012 2:46	58.2	11/2/2012 3:56	58.6	12/2/2012 5:06	58.4	13/2/2012 6:16	60.4	14/2/2012 23:26	63.9
9/2/2012 1:41	60.3	10/2/2012 2:51	58.3	11/2/2012 4:01	58.0	12/2/2012 5:11	58.5	13/2/2012 6:21	61.1	14/2/2012 23:31	61.6
9/2/2012 1:46	59.5	10/2/2012 2:56	58.4	11/2/2012 4:06	58.1	12/2/2012 5:16	59.0	13/2/2012 6:26	61.7	14/2/2012 23:36	61.9
9/2/2012 1:51	59.3	10/2/2012 3:01	57.8	11/2/2012 4:11	58.9	12/2/2012 5:21	58.8	13/2/2012 6:31	61.3	14/2/2012 23:41	61.1
9/2/2012 1:56	59.0	10/2/2012 3:06	58.2	11/2/2012 4:16	59.4	12/2/2012 5:26	58.9	13/2/2012 6:36	61.9	14/2/2012 23:46	61.7
9/2/2012 2:01	59.4	10/2/2012 3:11	57.9	11/2/2012 4:21	58.5	12/2/2012 5:31	58.1	13/2/2012 6:41	62.2	14/2/2012 23:51	61.4
9/2/2012 2:06	59.1	10/2/2012 3:16	57.9	11/2/2012 4:26	58.5	12/2/2012 5:36	58.0	13/2/2012 6:46	62.3	14/2/2012 23:56	60.9
9/2/2012 2:11	59.3	10/2/2012 3:21	57.6	11/2/2012 4:31	58.9	12/2/2012 5:41	59.3	13/2/2012 6:51	61.9	15/2/2012 0:01	61.1
9/2/2012 2:16	59.2	10/2/2012 3:26	57.6	11/2/2012 4:36	58.4	12/2/2012 5:46	58.3	13/2/2012 6:56	62.9	15/2/2012 0:06	61.1
9/2/2012 2:21	58.7	10/2/2012 3:31	57.8	11/2/2012 4:41	58.3	12/2/2012 5:51	58.6	13/2/2012 23:01	62.0	15/2/2012 0:11	60.3
9/2/2012 2:26	58.9	10/2/2012 3:36	57.3	11/2/2012 4:46	57.5	12/2/2012 5:56	57.9	13/2/2012 23:06	61.3	15/2/2012 0:16	60.7
9/2/2012 2:31	58.8	10/2/2012 3:41	58.1	11/2/2012 4:51	58.2	12/2/2012 6:01	59.3	13/2/2012 23:11	61.9	15/2/2012 0:21	60.5
9/2/2012 2:36	59.1	10/2/2012 3:46	57.2	11/2/2012 4:56	57.9	12/2/2012 6:06	59.1	13/2/2012 23:16	61.4	15/2/2012 0:26	61.2
9/2/2012 2:41	58.1	10/2/2012 3:51	58.2	11/2/2012 5:01	58.1	12/2/2012 6:11	58.4	13/2/2012 23:21	61.5	15/2/2012 0:31	60.9
9/2/2012 2:46	57.9	10/2/2012 3:56	57.9	11/2/2012 5:06	58.6	12/2/2012 6:16	63.7	13/2/2012 23:26	61.0	15/2/2012 0:36	59.8
9/2/2012 2:51	57.1	10/2/2012 4:01	57.4	11/2/2012 5:11	58.9	12/2/2012 6:21	59.9	13/2/2012 23:31	61.2	15/2/2012 0:41	59.5
9/2/2012 2:56	57.5	10/2/2012 4:06	57.5	11/2/2012 5:16	59.3	12/2/2012 6:26	60.1	13/2/2012 23:36	63.1	15/2/2012 0:46	59.7
9/2/2012 3:01	57.1	10/2/2012 4:11	57.3	11/2/2012 5:21	58.5	12/2/2012 6:31	59.5	13/2/2012 23:41	61.7	15/2/2012 0:51	60.1
9/2/2012 3:06	57.4	10/2/2012 4:16	57.6	11/2/2012 5:26	58.8	12/2/2012 6:36	60.5	13/2/2012 23:46	61.7	15/2/2012 0:56	59.5
9/2/2012 3:11	57.1	10/2/2012 4:21	57.6	11/2/2012 5:31	58.4	12/2/2012 6:41	60.3	13/2/2012 23:51	61.1	15/2/2012 1:01	59.4
9/2/2012 3:16	56.9	10/2/2012 4:26	57.8	11/2/2012 5:36	59.0	12/2/2012 6:46	61.2	13/2/2012 23:56	61.2	15/2/2012 1:06	59.7
9/2/2012 3:21	57.4	10/2/2012 4:31	57.6	11/2/2012 5:41	59.1	12/2/2012 6:51	60.6	14/2/2012 0:01	61.8	15/2/2012 1:11	58.2
9/2/2012 3:26	56.6	10/2/2012 4:36	58.0	11/2/2012 5:46	59.1	12/2/2012 6:56	60.4	14/2/2012 0:06	61.8	15/2/2012 1:16	58.6
9/2/2012 3:31	58.7	10/2/2012 4:41	57.5	11/2/2012 5:51	59.5	12/2/2012 23:01	60.8	14/2/2012 0:11	61.7	15/2/2012 1:21	59.1
9/2/2012 3:36	57.5	10/2/2012 4:46	57.3	11/2/2012 5:56	59.6	12/2/2012 23:06	61.6	14/2/2012 0:16	61.6	15/2/2012 1:26	58.0
9/2/2012 3:41	58.4	10/2/2012 4:51	57.5	11/2/2012 6:01	59.3	12/2/2012 23:11	61.5	14/2/2012 0:21	61.5	15/2/2012 1:31	58.9
9/2/2012 3:46	57.3	10/2/2012 4:56	58.2	11/2/2012 6:06	59.5	12/2/2012 23:16	61.9	14/2/2012 0:26	61.5	15/2/2012 1:36	58.3
9/2/2012 3:51	57.2	10/2/2012 5:01	57.5	11/2/2012 6:11	60.3	12/2/2012 23:21	61.7	14/2/2012 0:31	61.5	15/2/2012 1:41	58.3
9/2/2012 3:56	57.2	10/2/2012 5:06	57.9	11/2/2012 6:16	60.0	12/2/2012 23:26	61.5	14/2/2012 0:36	60.9	15/2/2012 1:46	58.5
9/2/2012 4:01	56.8	10/2/2012 5:11	58.0	11/2/2012 6:21	60.2	12/2/2012 23:31	61.5	14/2/2012 0:41	61.0	15/2/2012 1:51	57.9
9/2/2012 4:06	56.8	10/2/2012 5:16	58.4	11/2/2012 6:26	61.1	12/2/2012 23:36	61.5	14/2/2012 0:46	60.8	15/2/2012 1:56	57.0
9/2/2012 4:11	56.0	10/2/2012 5:21	57.8	11/2/2012 6:31	60.3	12/2/2012 23:41	61.8	14/2/2012 0:51	60.0	15/2/2012 2:01	58.2
9/2/2012 4:16	56.3	10/2/2012 5:26	58.4	11/2/2012 6:36	60.7	12/2/2012 23:46	61.1	14/2/2012 0:56	59.7	15/2/2012 2:06	57.3
9/2/2012 4:21	57.8	10/2/2012 5:31	58.2	11/2/2012 6:41	62.0	12/2/2012 23:51	61.5	14/2/2012 1:01	60.1	15/2/2012 2:11	58.2
9/2/2012 4:26	57.8	10/2/2012 5:36	58.7	11/2/2012 6:46	62.9	12/2/2012 23:56	62.0	14/2/2012 1:06	60.2	15/2/2012 2:16	57.1
9/2/2012 4:31	56.7	10/2/2012 5:41	58.7	11/2/2012 6:51	61.6	13/2/2012 0:01	60.6	14/2/2012 1:11	59.7	15/2/2012 2:21	57.0
9/2/2012 4:36	58.1	10/2/2012 5:46	58.9	11/2/2012 6:56	64.1	13/2/2012 0:06	61.5	14/2/2012 1:16	60.0	15/2/2012 2:26	57.6
9/2/2012 4:41	57.3	10/2/2012 5:51	59.9	11/2/2012 23:01	62.0	13/2/2012 0:11	61.6	14/2/2012 1:21	59.7	15/2/2012 2:31	57.0
9/2/2012 4:46	56.9	10/2/2012 5:56	59.1	11/2/2012 23:06	61.3	13/2/2012 0:16	61.8	14/2/2012 1:26	59.6	15/2/2012 2:36	56.5
9/2/2012 4:51	57.3	10/2/2012 6:01	59.4	11/2/2012 23:11	61.9	13/2/2012 0:21	60.0	14/2/2012 1:31	59.3	15/2/2012 2:41	56.8
9/2/2012 4:56	58.5	10/2/2012 6:06	60.3	11/2/2012 23:16	61.4	13/2/2012 0:26	60.7	14/2/2012 1:36	59.3	15/2/2012 2:46	56.9
9/2/2012 5:01	57.4	10/2/2012 6:11	60.5	11/2/2012 23:21	61.5	13/2/2012 0:31	60.8	14/2/2012 1:41	59.7	15/2/2012 2:51	57.7
9/2/2012 5:06	57.9	10/2/2012 6:16	60.7	11/2/2012 23:26	61.0	13/2/2012 0:36	59.9	14/2/2012 1:46	59.3	15/2/2012 2:56	56.6
9/2/2012 5:11	57.9	10/2/2012 6:21	60.9	11/2/2012 23:31	61.2	13/2/2012 0:41	58.9	14/2/2012 1:51	59.0	15/2/2012 3:01	56.5
9/2/2012 5:16	58.2	10/2/2012 6:26	61.2	11/2/2012 23:36	63.1	13/2/2012 0:46	59.9	14/2/2012 1:56	59.1	15/2/2012 3:06	55.7
9/2/2012 5:21	58.6	10/2/2012 6:31	61.3	11/2/2012 23:41	61.7	13/2/2012 0:51	59.7	14/2/2012 2:01	59.2	15/2/2012 3:11	55.7
9/2/2012 5:26	58.8	10/2/2012 6:36	61.5	11/2/2012 23:46	61.7	13/2/2012 0:56	58.9	14/2/2012 2:06	58.8	15/2/2012 3:16	56.5
9/2/2012 5:31	58.6	10/2/2012 6:41	62.2	11/2/2012 23:51	61.1	13/2/2012 1:01	58.5	14/2/2012 2:11	58.7	15/2/2012 3:21	56.1
9/2/2012 5:36	59.2	10/2/2012 6:46	62.7	11/2/2012 23:56	61.2	13/2/2012 1:06	59.0	14/2/2012 2:16	58.6	15/2/2012 3:26	55.7
9/2/2012 5:41	58.8	10/2/2012 6:51	62.4	12/2/2012 0:01	62.3	13/2/2012 1:11	58.4	14/2/2012 2:21	58.2	15/2/2012 3:31	56.3
9/2/2012 5:46	58.1	10/2/2012 6:56	63.1	12/2/2012 0:06	61.9	13/2/2012 1:16	58.3	14/2/2012 2:26	58.3	15/2/2012 3:36	55.9
9/2/2012 5:51	59.0	10/2/2012 23:01	62.9	12/2/2012 0:11	62.3	13/2/2012 1:21	58.1	14/2/2012 2:31	58.7	15/2/2012 3:41	56.9
9/2/2012 5:56	58.4	10/2/2012 23:06	62.8	12/2/2012 0:16	62.1	13/2/2012 1:26	58.2	14/2/2012 2:36	58.4	15/2/2012 3:46	56.4
9/2/2012 6:01	59.2	10/2/2012 23:11	63.0	12/2/2012 0:21	61.6	13/2/2012 1:31	57.9	14/2/2012 2:41	57.9	15/2/2012 3:51	56.2
9/2/2012 6:06	61.0	10/2/2012 23:16	63.1	12/2/2012 0:26	61.2	13/2/2012 1:36	57.4	14/2/2012 2:46	57.7	15/2/2012 3:56	56.6
9/2/2012 6:11	60.9	10/2/2012 23:21	62.4	12/2/2012 0:31	61.5	13/2/2012 1:41	58.5	14/2/2012 2:51	57.5	15/2/2012 4:01	56.5
9/2/2012 6:16	61.4	10/2/2012 23:26	63.0	12/2/2012 0:36	60.8	13/2/2012 1:46	56.6	14/2/2012 2:56	57.9	15/2/2012 4:06	55.6
9/2/2012 6:21	61.2	10/2/2012 23:31	62.6	12/2/2012 0:41	60.9	13/2/2012 1:51	56.4	14/2/2012 3:01	57.4	15/2/2012 4:11	56.6
9/2/2012 6:26	61.4	10/2/2012 23:36	63.3	12/2/2012 0:46	60.4	13/2/2012 1:56	57.4	14/2/2012 3:06	57.5	15/2/2012 4:16	57.1
9/2/2012 6:31	61.4	10/2/2012 23:41	62.1	12/2/2012 0:51	60.0	13/2/2012 2:01	57.2	14/2/2012 3:11	57.4	15/2/2012 4:21	55.3

Real-time Noise Data RTN1 (FEHD Hong Kong Transport Section Whitefield Depot)

15/2/2012 4:26	56.4	16/2/2012 5:36	58.2	17/2/2012 6:46	62.4	18/2/2012 23:56	62.4	20/2/2012 1:06	58.2	21/2/2012 2:16	59.6
15/2/2012 4:31	56.5	16/2/2012 5:41	59.2	17/2/2012 6:51	62.8	19/2/2012 0:01	62.2	20/2/2012 1:11	58.1	21/2/2012 2:21	57.3
15/2/2012 4:36	56.2	16/2/2012 5:46	59.1	17/2/2012 6:56	63.5	19/2/2012 0:06	62.0	20/2/2012 1:16	59.0	21/2/2012 2:26	57.2
15/2/2012 4:41	55.5	16/2/2012 5:51	58.8	17/2/2012 23:01	62.4	19/2/2012 0:11	61.9	20/2/2012 1:21	57.4	21/2/2012 2:31	58.4
15/2/2012 4:46	56.3	16/2/2012 5:56	59.2	17/2/2012 23:06	62.4	19/2/2012 0:16	62.5	20/2/2012 1:26	56.8	21/2/2012 2:36	56.8
15/2/2012 4:51	55.5	16/2/2012 6:01	59.6	17/2/2012 23:11	62.2	19/2/2012 0:21	61.6	20/2/2012 1:31	57.8	21/2/2012 2:41	57.1
15/2/2012 4:56	57.6	16/2/2012 6:06	59.8	17/2/2012 23:16	62.7	19/2/2012 0:26	61.7	20/2/2012 1:36	57.0	21/2/2012 2:46	56.3
15/2/2012 5:01	56.9	16/2/2012 6:11	60.2	17/2/2012 23:21	62.3	19/2/2012 0:31	61.9	20/2/2012 1:41	56.7	21/2/2012 2:51	56.9
15/2/2012 5:06	56.8	16/2/2012 6:16	60.8	17/2/2012 23:26	62.6	19/2/2012 0:36	61.4	20/2/2012 1:46	56.6	21/2/2012 2:56	57.4
15/2/2012 5:11	57.1	16/2/2012 6:21	61.1	17/2/2012 23:31	62.3	19/2/2012 0:41	61.3	20/2/2012 1:51	57.8	21/2/2012 3:01	56.7
15/2/2012 5:16	56.8	16/2/2012 6:26	61.5	17/2/2012 23:36	62.4	19/2/2012 0:46	60.8	20/2/2012 1:56	56.5	21/2/2012 3:06	56.8
15/2/2012 5:21	57.2	16/2/2012 6:31	61.7	17/2/2012 23:41	61.6	19/2/2012 0:51	60.8	20/2/2012 2:01	55.5	21/2/2012 3:11	56.8
15/2/2012 5:26	57.9	16/2/2012 6:36	62.0	17/2/2012 23:46	61.8	19/2/2012 0:56	60.0	20/2/2012 2:06	55.8	21/2/2012 3:16	56.5
15/2/2012 5:31	57.0	16/2/2012 6:41	62.5	17/2/2012 23:51	61.9	19/2/2012 1:01	61.0	20/2/2012 2:11	56.3	21/2/2012 3:21	55.9
15/2/2012 5:36	57.1	16/2/2012 6:46	62.3	17/2/2012 23:56	62.8	19/2/2012 1:06	59.9	20/2/2012 2:16	55.8	21/2/2012 3:26	57.2
15/2/2012 5:41	58.8	16/2/2012 6:51	62.3	18/2/2012 0:01	62.7	19/2/2012 1:11	60.0	20/2/2012 2:21	56.2	21/2/2012 3:31	56.3
15/2/2012 5:46	58.4	16/2/2012 6:56	63.1	18/2/2012 0:06	62.2	19/2/2012 1:16	60.5	20/2/2012 2:26	56.3	21/2/2012 3:36	56.5
15/2/2012 5:51	58.7	16/2/2012 23:01	62.0	18/2/2012 0:11	63.0	19/2/2012 1:21	60.3	20/2/2012 2:31	56.6	21/2/2012 3:41	57.4
15/2/2012 5:56	57.9	16/2/2012 23:06	61.8	18/2/2012 0:16	62.3	19/2/2012 1:26	60.4	20/2/2012 2:36	56.1	21/2/2012 3:46	57.6
15/2/2012 6:01	59.3	16/2/2012 23:11	62.5	18/2/2012 0:21	62.0	19/2/2012 1:31	59.4	20/2/2012 2:41	55.7	21/2/2012 3:51	56.4
15/2/2012 6:06	59.5	16/2/2012 23:16	61.9	18/2/2012 0:26	61.9	19/2/2012 1:36	60.2	20/2/2012 2:46	55.2	21/2/2012 3:56	55.7
15/2/2012 6:11	59.8	16/2/2012 23:21	61.9	18/2/2012 0:31	62.1	19/2/2012 1:41	59.4	20/2/2012 2:51	55.8	21/2/2012 4:01	55.7
15/2/2012 6:16	60.4	16/2/2012 23:26	62.3	18/2/2012 0:36	61.9	19/2/2012 1:46	59.5	20/2/2012 2:56	55.9	21/2/2012 4:06	57.1
15/2/2012 6:21	60.7	16/2/2012 23:31	62.3	18/2/2012 0:41	63.0	19/2/2012 1:51	60.5	20/2/2012 3:01	54.6	21/2/2012 4:11	56.6
15/2/2012 6:26	62.0	16/2/2012 23:36	61.9	18/2/2012 0:46	62.0	19/2/2012 1:56	59.7	20/2/2012 3:06	54.6	21/2/2012 4:16	57.1
15/2/2012 6:31	61.5	16/2/2012 23:41	61.6	18/2/2012 0:51	61.8	19/2/2012 2:01	59.4	20/2/2012 3:11	56.3	21/2/2012 4:21	57.4
15/2/2012 6:36	62.1	16/2/2012 23:46	62.0	18/2/2012 0:56	62.1	19/2/2012 2:06	59.7	20/2/2012 3:16	56.1	21/2/2012 4:26	55.8
15/2/2012 6:41	62.1	16/2/2012 23:51	62.1	18/2/2012 1:01	61.2	19/2/2012 2:11	59.0	20/2/2012 3:21	54.2	21/2/2012 4:31	56.2
15/2/2012 6:46	61.9	16/2/2012 23:56	62.1	18/2/2012 1:06	61.1	19/2/2012 2:16	59.2	20/2/2012 3:26	55.2	21/2/2012 4:36	56.7
15/2/2012 6:51	61.8	17/2/2012 0:01	61.9	18/2/2012 1:11	61.7	19/2/2012 2:21	59.1	20/2/2012 3:31	55.2	21/2/2012 4:41	55.9
15/2/2012 6:56	62.8	17/2/2012 0:06	63.0	18/2/2012 1:16	61.0	19/2/2012 2:26	59.1	20/2/2012 3:36	54.8	21/2/2012 4:46	57.0
15/2/2012 23:01	62.2	17/2/2012 0:11	61.7	18/2/2012 1:21	60.9	19/2/2012 2:31	59.1	20/2/2012 3:41	55.3	21/2/2012 4:51	56.7
15/2/2012 23:06	61.8	17/2/2012 0:16	61.7	18/2/2012 1:26	60.9	19/2/2012 2:36	58.7	20/2/2012 3:46	54.6	21/2/2012 4:56	58.0
15/2/2012 23:11	62.2	17/2/2012 0:21	62.0	18/2/2012 1:31	61.0	19/2/2012 2:41	60.0	20/2/2012 3:51	55.3	21/2/2012 5:01	56.1
15/2/2012 23:16	62.2	17/2/2012 0:26	61.5	18/2/2012 1:36	61.0	19/2/2012 2:46	58.6	20/2/2012 3:56	55.6	21/2/2012 5:06	56.9
15/2/2012 23:21	61.8	17/2/2012 0:31	61.9	18/2/2012 1:41	61.3	19/2/2012 2:51	58.2	20/2/2012 4:01	54.2	21/2/2012 5:11	57.2
15/2/2012 23:26	62.4	17/2/2012 0:36	62.0	18/2/2012 1:46	60.8	19/2/2012 2:56	58.1	20/2/2012 4:06	54.7	21/2/2012 5:16	58.0
15/2/2012 23:31	61.7	17/2/2012 0:41	60.8	18/2/2012 1:51	60.6	19/2/2012 3:01	59.2	20/2/2012 4:11	55.7	21/2/2012 5:21	57.7
15/2/2012 23:36	62.9	17/2/2012 0:46	60.6	18/2/2012 1:56	61.7	19/2/2012 3:06	59.2	20/2/2012 4:16	55.5	21/2/2012 5:26	58.1
15/2/2012 23:41	61.7	17/2/2012 0:51	60.1	18/2/2012 2:01	60.3	19/2/2012 3:11	58.6	20/2/2012 4:21	55.9	21/2/2012 5:31	57.8
15/2/2012 23:46	61.9	17/2/2012 0:56	60.4	18/2/2012 2:06	60.9	19/2/2012 3:16	58.3	20/2/2012 4:26	55.6	21/2/2012 5:36	58.0
15/2/2012 23:51	61.5	17/2/2012 1:01	59.4	18/2/2012 2:11	60.8	19/2/2012 3:21	58.0	20/2/2012 4:31	55.3	21/2/2012 5:41	58.2
15/2/2012 23:56	61.6	17/2/2012 1:06	59.5	18/2/2012 2:16	61.1	19/2/2012 3:26	58.6	20/2/2012 4:36	54.3	21/2/2012 5:46	59.1
16/2/2012 0:01	61.4	17/2/2012 1:11	59.6	18/2/2012 2:21	60.4	19/2/2012 3:31	58.5	20/2/2012 4:41	56.4	21/2/2012 5:51	59.0
16/2/2012 0:06	61.9	17/2/2012 1:16	59.2	18/2/2012 2:26	60.5	19/2/2012 3:36	59.1	20/2/2012 4:46	56.9	21/2/2012 5:56	58.1
16/2/2012 0:11	61.4	17/2/2012 1:21	59.7	18/2/2012 2:31	60.4	19/2/2012 3:41	59.3	20/2/2012 4:51	56.4	21/2/2012 6:01	59.7
16/2/2012 0:16	61.5	17/2/2012 1:26	59.1	18/2/2012 2:36	60.8	19/2/2012 3:46	59.1	20/2/2012 4:56	58.5	21/2/2012 6:06	58.8
16/2/2012 0:21	61.1	17/2/2012 1:31	59.5	18/2/2012 2:41	59.9	19/2/2012 3:51	58.5	20/2/2012 5:01	54.6	21/2/2012 6:11	61.1
16/2/2012 0:26	61.2	17/2/2012 1:36	59.4	18/2/2012 2:46	59.8	19/2/2012 3:56	58.1	20/2/2012 5:06	56.8	21/2/2012 6:16	59.5
16/2/2012 0:31	61.3	17/2/2012 1:41	59.2	18/2/2012 2:51	59.5	19/2/2012 4:01	58.6	20/2/2012 5:11	56.9	21/2/2012 6:21	60.5
16/2/2012 0:36	60.7	17/2/2012 1:46	59.8	18/2/2012 2:56	60.1	19/2/2012 4:06	58.9	20/2/2012 5:16	57.1	21/2/2012 6:26	61.3
16/2/2012 0:41	60.1	17/2/2012 1:51	59.4	18/2/2012 3:01	60.0	19/2/2012 4:11	58.9	20/2/2012 5:21	57.6	21/2/2012 6:31	61.5
16/2/2012 0:46	60.3	17/2/2012 1:56	58.5	18/2/2012 3:06	59.8	19/2/2012 4:16	58.8	20/2/2012 5:26	58.3	21/2/2012 6:36	61.5
16/2/2012 0:51	60.0	17/2/2012 2:01	59.0	18/2/2012 3:11	59.6	19/2/2012 4:21	58.7	20/2/2012 5:31	57.5	21/2/2012 6:41	62.0
16/2/2012 0:56	59.6	17/2/2012 2:06	58.5	18/2/2012 3:16	59.9	19/2/2012 4:26	58.4	20/2/2012 5:36	57.3	21/2/2012 6:46	62.4
16/2/2012 1:01	59.4	17/2/2012 2:11	58.9	18/2/2012 3:21	59.5	19/2/2012 4:31	58.7	20/2/2012 5:41	61.8	21/2/2012 6:51	62.3
16/2/2012 1:06	59.6	17/2/2012 2:16	63.9	18/2/2012 3:26	58.8	19/2/2012 4:36	59.0	20/2/2012 5:46	59.4	21/2/2012 6:56	63.1
16/2/2012 1:11	59.0	17/2/2012 2:21	58.2	18/2/2012 3:31	58.8	19/2/2012 4:41	57.9	20/2/2012 5:51	59.3	21/2/2012 23:01	61.4
16/2/2012 1:16	59.1	17/2/2012 2:26	57.9	18/2/2012 3:36	60.2	19/2/2012 4:46	57.6	20/2/2012 5:56	57.5	21/2/2012 23:06	61.6
16/2/2012 1:21	59.2	17/2/2012 2:31	59.5	18/2/2012 3:41	60.4	19/2/2012 4:51	58.5	20/2/2012 6:01	59.3	21/2/2012 23:11	62.0
16/2/2012 1:26	58.8	17/2/2012 2:36	58.3	18/2/2012 3:46	60.3	19/2/2012 4:56	58.9	20/2/2012 6:06	60.0	21/2/2012 23:16	61.5
16/2/2012 1:31	58.9	17/2/2012 2:41	58.1	18/2/2012 3:51	59.6	19/2/2012 5:01	58.6	20/2/2012 6:11	60.2	21/2/2012 23:21	61.3
16/2/2012 1:36	58.7	17/2/2012 2:46	58.4	18/2/2012 3:56	58.8	19/2/2012 5:06	58.7	20/2/2012 6:16	60.7	21/2/2012 23:26	61.0
16/2/2012 1:41	58.9	17/2/2012 2:51	58.2	18/2/2012 4:01	59.4	19/2/2012 5:11	57.3	20/2/2012 6:21	61.6	21/2/2012 23:31	61.7
16/2/2012 1:46	58.7	17/2/2012 2:56	59.0	18/2/2012 4:06	59.0	19/2/2012 5:16	58.7	20/2/2012 6:26	61.0	21/2/2012 23:36	61.5
16/2/2012 1:51	58.3	17/2/2012 3:01	58.0	18/2/2012 4:11	58.3	19/2/2012 5:21	58.6	20/2/2012 6:31	61.5	21/2/2012 23:41	60.8
16/2/2012 1:56	58.1	17/2/2012 3:06	57.7	18/2/2012 4:16	58.7	19/2/2012 5:26	58.2	20/2/2012 6:36	61.9	21/2/2012 23:46	60.7
16/2/2012 2:01	58.5	17/2/2012 3:11	57.7	18/2/2012 4:21	58.7	19/2/2012 5:31	58.7	20/2/2012 6:41	63.0	21/2/2012 23:51	60.5
16/2/2012 2:06	58.1	17/2/2012 3:16	56.9	18/2/2012 4:26	59.1	19/2/2012 5:36	59.5	20/2/2012 6:46	62.5	21/2/2012 23:56	60.4
16/2/2012 2:11	58.2	17/2/2012 3:21	56.4	18/2/2012 4:31	58.4	19/2/2012 5:41	59.3	20/2/2012 6:51	63.3	22/2/2012 0:01	60.7
16/2/2012 2:16	60.1	17/2/2012 3:26	57.2	18/2/2012 4:36	58.1	19/2/2012 5:46	59.5	20/2/2012 6:56	63.6	22/2/2012 0:06	60.8
16/2/2012 2:21	57.5	17/2/2012 3:31	58.1	18/2/2012 4:41	59.3	19/2/2012 5:51	59.1	20/2/2012 23:01	62.7	22/2/2012 0:11	60.4
16/2/2012 2:26	57.6	17/2/2012 3:36	58.4	18/2/2012 4:46	58.8	19/2/2012 5:56	59.8	20/2/2012 23:06	61.4	22/2/2012 0:16	61.1
16/2/2012 2:31	58.1	17/2/2012 3:41	57.6	18/2/2012 4:51	58.4	19/2/2012 6:01	59.2	20/2/2012 23:11	61.6	22/2/2012 0:21	60.6
16/2/2012 2:36	57.6	17/2/2012 3:46	58.5	18/2/2012 4:56	58.6	19/2/2012 6:06	59.1	20/2/2012 23:16	61.9	22/2/2012 0:26	60.6
16/2/2012 2:41	57.4	17/2/2012 3:51	57.3	18/2/2012 5:01	59.1	19/2/2012 6:11	58.6	20/2/2012 23:21	61.5	22/2/2012 0:31	59.5
16/2/2012 2:46	57.3	17/2/2012 3:56	56.5	18/2/2012 5:06	59.3	19/2/2012 6:16	59.8	20/2/2012 23:26	61.3	22/2/2012 0:36	59.7
16/2/2012 2:51	57.5	17/2/2012 4:01	57.6	18/2/2012 5:11	58.4	19/2/2012 6:21	60.3	20/2/2012 23:31	62.1	22/2/2012 0:41	60.5
16/2/2012 2:56	57.5	17/2/2012 4:06	57.9	18/2/2012 5:16	59.5	19/2/2012 6:26	61.7	20/2/2012 23:36	61.1	22/2/2012 0:46	59.4
16/2/2012 3:01	57.1	17/2/2012 4:11	57.3	18/2/2012 5:21	58.7	19/2/2012 6:31	59.9	20/2/2012 23:41	61.2	22/2/2012 0:51	59.4
16/2/2012 3:06	56.7	17/2/2012 4:16	58.1	18/2/2012 5:26	59.2	19/2/2012 6:36	60.5	20/2/2012 23:46	60.9	22/2/2012 0:56	58.7
16/2/2012 3:11	56.8	17/2/2012 4:21	57.6	18/2/2012 5:31	58.3	19/2/2012 6:41	61.5	20/2/2012 23:51	60.5	22/2/2012 1:01	58.5
16/2/2012 3:16	56.6	17/2/2012 4:26	56.7	18/2/2012 5:36	58.6	19/2/2012 6:46	61.0	20/2/2012 23:56	60.7	22/2/2012 1:06	59.1
16/2/2012 3:21	56.5	17/2/2012 4:31	56.9	18/2/2012 5:41	60.3	19/2/2012 6:51	63.3	21/2/2012 0:01	60.9	22/2/2012 1:11	58.7
16/2/2012 3:26	56.3	17/2/2012 4:36	58.2	18/2/2012 5:46	60.0	19/2/2012 6:56	61.4	21/2/2012 0:06	61.6	22/2/2012 1:16	58.6
16/2/2012 3:31	57.1	17/2/2012 4:41	56.9	18/2/2012 5:51	59.3	19/2/2012 23:01	61.1	21/2/2012 0:11	61.4	22/2/2012 1:21	59.4
16/2/2012 3:36	57.0	17/2/2012 4:46	56.5	18/2/2012 5:56	60.2	19/2/2012 23:06	60.7	21/2/2012 0:16	60.6	22/2/2012 1:26	58.4
16/2/2012 3:41	57.0	17/2/2012 4:51	57.9	18/2/2012 6:01	60.0	19/2/2012 23:11	61.1	21/2/2012 0:21	60.3	22/2/2012 1:31	57.7
16/2/2012 3:46	57.0	17/2/2012 4:56	57.7	18/2/2012 6:06	60.3	19/2/2012 23:16	61.9	21/2/2012 0:26	60.7	22/2/2012 1:36	57.2
16/2/2012 3:51	57.0	17/2/2012 5:01	58.2	18/2/2012 6:11	60.4	19/2/2012 23:21	60.7	21/2/2012 0:31	60.2	22/2/2012 1:41	58.3
16/2/2012 3:56	56.5	17/2/2012 5:06	58.2	18/2/2012 6:16	60.6	19/2/2012 23:26	60.4	21/2/2012 0:36	60.3	22/2/2012 1:46	58.8
16/2/2012 4:01	56.7	17/2/2012 5:11	56.7	18/2/2012 6:21	61.2	19/2/2012 23:31	60.7	21/2/2012 0:41	59.8	22/2/2012 1:51	57.7
16/2/2012 4:06	56.6	17/2/2012 5:16	58.3	18/2/2012 6:26	61.1	19/2/2012 23:36	60.8	21/2/2012 0:46	59.7	22/2/2012 1:56	57.5
16/2/2012 4:11	56.4	17/2/2012 5:21	59.5	18/2/2012 6:31	61.1	19/2/2012 23:41	60.3	21/2/2012 0:51	59.4	22/2/2012 2:01	58.2
16/2/2012 4:16	57.0	17/2/2012 5:26	58.4	18/2/2012 6:36	63.1	19/2/2012 23:46	60.7	21/2/2012 0:56	59.5	22/2/2012 2:06	57.1
16/2/2012 4:21	56.7	17/2/2012 5:31	58.2	18/2/2012 6:41	62.7	19/2/2012 23:51	60.9	21/2/2012 1:01	58.6	22/2/2012 2:11	57.9
16/2/2012 4:26	56.5	17/2/2012 5:36	58.5	18/2/2012 6:46	62.5	19/2/2012 23:56	60.4	21/2/2012 1:06	59.3	22/2/2012 2:16	56.4
16/2/2012 4:31	56.8	17/2/2012 5:41	60.9	18/2/2012 6:51	62.3	20/2/2012 0:01	60.3	21/2/2012 1:11	59.4	22/2/2012 2:21	57.1
16/2/2012 4:36	57.0	17/2/2012 5:46	60.3	18/2/2012 6:56	63.3	20/2/2012 0:06	60.2	21/2/2012 1:16	58.4	22/2/2012 2:26	56.5
16/2/2012 4:41	56.3	17/2/2012 5:51	58.7	18/2/2012 23:01	62.1	20/2/2012 0:11	60.5	21/2/2012 1:21	59.4	22/2/2012 2:31	56.8
16/2/2012 4:46	56.4	17/2/2012 5:56	59.6	18/2/2012 23:06	62.0	20/2/2012 0:16	59.6	21/2/2012 1:26	59.3	22/2/2012 2:36	57.3
16/2/2012 4:51	56.8	17/2/2012 6:01	59.5	18/2/2012 23:11	63.2	20/2/2012 0:21	59.9	21/2/2012 1:31	59.0	22/2/2012 2:41	57.2
16/2/2012 4:56	57.4	17/2/2012 6:06	59.9	18/2/2012 23:16	62.3	20/2/2012 0:26	59.9	21/2/2012 1:36	58.0	22/2/2012 2:46	56.1
16/2/2012 5:01	57.5	17/2/2012 6:11	60.6	18/2/2012 23:21	62.7	20/2/2012 0:31	59.8	21/2/2012 1:41	57.6	22/2/2012 2:51	57.1
16/2/2012 5:06	57.4	17/2/2012 6:16	61.2	18/2/2012 23:26	61.9	20/2/2012 0:36	58.9	21/2/2012 1:46	59.2	22/2/2012 2:56	56.8
16/2/2012 5:11	57.2	17/2/2012 6:21	61.3	18/2/2012 23:31	62.4	20/2/2012 0:41	58.7	21/2/2012 1:51	58.9	22/2/2012 3:01	55.8
16/2/2012 5:16	57.7	17/2/2012 6:26	60.6	18/2/2012 23:36	62.1	20/2/2012 0:46	58.8	21/2/2012 1:56	58.7	22/2/2012 3:06	55.9
16/2/2012 5:21	58.1	17/2/2012 6:31	62.3	18/2/2012 23:41	62.1	20/2/2012 0:51	58.3	21/2/2012 2:01	57.7	22/2/2012 3:11	57.3
16/2/2012 5:26	57.9	17/2/2012 6:36	61.9	18/2/2012 23:46	61.7	20/2/2012 0:56	58.5	21/2/2012 2:06	57.6	22/2/2012 3:16	57.2
16/2/2012 5:31	57.7	17/2/2012 6:41	63.0	18/2/2012 23:51	61.7	20/2/2012 1:01	57.5	21/2/2012 2:11	57.1	22/2/2012 3:21	56.5

Real-time Noise Data RTN1 (FEHD Hong Kong Transport Section Whitefield Depot)

22/2/2012 3:26	57.2
22/2/2012 3:31	56.1
22/2/2012 3:36	57.3
22/2/2012 3:41	56.3
22/2/2012 3:46	56.9
22/2/2012 3:51	56.7
22/2/2012 3:56	55.7
22/2/2012 4:01	56.3
22/2/2012 4:06	56.0
22/2/2012 4:11	56.2
22/2/2012 4:16	57.8
22/2/2012 4:21	56.3
22/2/2012 4:26	55.8
22/2/2012 4:31	55.1
22/2/2012 4:36	56.2
22/2/2012 4:41	56.5
22/2/2012 4:46	57.9
22/2/2012 4:51	56.0
22/2/2012 4:56	56.5
22/2/2012 5:01	57.0
22/2/2012 5:06	57.5
22/2/2012 5:11	56.6
22/2/2012 5:16	57.6
22/2/2012 5:21	58.2
22/2/2012 5:26	58.1
22/2/2012 5:31	57.3
22/2/2012 5:36	58.9
22/2/2012 5:41	58.7
22/2/2012 5:46	59.3
22/2/2012 5:51	60.2
22/2/2012 5:56	58.4
22/2/2012 6:01	58.8
22/2/2012 6:06	59.7
22/2/2012 6:11	60.0
22/2/2012 6:16	59.9
22/2/2012 6:21	60.2
22/2/2012 6:26	61.2
22/2/2012 6:31	61.5
22/2/2012 6:36	61.4
22/2/2012 6:41	62.4
22/2/2012 6:46	62.0
22/2/2012 6:51	62.2
22/2/2012 6:56	62.4
22/2/2012 23:01	61.3
22/2/2012 23:06	61.4
22/2/2012 23:11	61.8
22/2/2012 23:16	62.0
22/2/2012 23:21	61.5
22/2/2012 23:26	61.5
22/2/2012 23:31	62.3
22/2/2012 23:36	64.6
22/2/2012 23:41	61.8
22/2/2012 23:46	61.0
22/2/2012 23:51	61.0
22/2/2012 23:56	61.2
23/2/2012 0:01	61.3
23/2/2012 0:06	60.8
23/2/2012 0:11	61.3
23/2/2012 0:16	61.0
23/2/2012 0:21	61.2
23/2/2012 0:26	62.1
23/2/2012 0:31	61.1
23/2/2012 0:36	60.9
23/2/2012 0:41	60.9
23/2/2012 0:46	60.1
23/2/2012 0:51	59.3
23/2/2012 0:56	59.4
23/2/2012 1:01	59.5
23/2/2012 1:06	58.9
23/2/2012 1:11	60.0
23/2/2012 1:16	59.9
23/2/2012 1:21	58.9
23/2/2012 1:26	58.9
23/2/2012 1:31	58.3
23/2/2012 1:36	58.6
23/2/2012 1:41	58.5
23/2/2012 1:46	58.1
23/2/2012 1:51	57.8
23/2/2012 1:56	59.0
23/2/2012 2:01	58.0
23/2/2012 2:06	58.6
23/2/2012 2:11	57.4
23/2/2012 2:16	57.6
23/2/2012 2:21	58.2
23/2/2012 2:26	57.9
23/2/2012 2:31	57.3
23/2/2012 2:36	57.8
23/2/2012 2:41	57.2
23/2/2012 2:46	57.6
23/2/2012 2:51	57.0
23/2/2012 2:56	56.1
23/2/2012 3:01	56.6
23/2/2012 3:06	57.4
23/2/2012 3:11	55.1
23/2/2012 3:16	57.7
23/2/2012 3:21	55.6
23/2/2012 3:26	56.5
23/2/2012 3:31	55.0
23/2/2012 3:36	56.8
23/2/2012 3:41	56.1
23/2/2012 3:46	57.2
23/2/2012 3:51	57.1
23/2/2012 3:56	55.8
23/2/2012 4:01	56.1
23/2/2012 4:06	55.9
23/2/2012 4:11	56.2
23/2/2012 4:16	56.1
23/2/2012 4:21	55.5
23/2/2012 4:26	56.9
23/2/2012 4:31	56.4

23/2/2012 4:36	56.5
23/2/2012 4:41	56.4
23/2/2012 4:46	58.5
23/2/2012 4:51	56.6
23/2/2012 4:56	57.2
23/2/2012 5:01	56.5
23/2/2012 5:06	57.1
23/2/2012 5:11	56.3
23/2/2012 5:16	58.3
23/2/2012 5:21	56.8
23/2/2012 5:26	57.6
23/2/2012 5:31	58.2
23/2/2012 5:36	57.7
23/2/2012 5:41	57.8
23/2/2012 5:46	58.2
23/2/2012 5:51	58.0
23/2/2012 5:56	59.5
23/2/2012 6:01	58.1
23/2/2012 6:06	59.5
23/2/2012 6:11	58.7
23/2/2012 6:16	60.0
23/2/2012 6:21	59.7
23/2/2012 6:26	60.7
23/2/2012 6:31	60.9
23/2/2012 6:36	61.6
23/2/2012 6:41	62.2
23/2/2012 6:46	61.2
23/2/2012 6:51	61.8
23/2/2012 6:56	62.2
23/2/2012 23:01	62.1
23/2/2012 23:06	61.7
23/2/2012 23:11	62.5
23/2/2012 23:16	61.5
23/2/2012 23:21	62.4
23/2/2012 23:26	61.7
23/2/2012 23:31	61.7
23/2/2012 23:36	62.4
23/2/2012 23:41	60.9
23/2/2012 23:46	62.3
23/2/2012 23:51	61.5
23/2/2012 23:56	63.0
24/2/2012 0:01	62.6
24/2/2012 0:06	61.2
24/2/2012 0:11	61.5
24/2/2012 0:16	60.8
24/2/2012 0:21	60.5
24/2/2012 0:26	60.6
24/2/2012 0:31	60.9
24/2/2012 0:36	60.8
24/2/2012 0:41	60.2
24/2/2012 0:46	59.6
24/2/2012 0:51	60.2
24/2/2012 0:56	59.4
24/2/2012 1:01	59.3
24/2/2012 1:06	59.7
24/2/2012 1:11	59.5
24/2/2012 1:16	59.8
24/2/2012 1:21	60.0
24/2/2012 1:26	58.5
24/2/2012 1:31	59.2
24/2/2012 1:36	58.7
24/2/2012 1:41	59.5
24/2/2012 1:46	58.6
24/2/2012 1:51	59.0
24/2/2012 1:56	58.8
24/2/2012 2:01	59.1
24/2/2012 2:06	58.0
24/2/2012 2:11	57.8
24/2/2012 2:16	57.3
24/2/2012 2:21	57.7
24/2/2012 2:26	57.5
24/2/2012 2:31	58.0
24/2/2012 2:36	58.3
24/2/2012 2:41	58.4
24/2/2012 2:46	57.5
24/2/2012 2:51	57.9
24/2/2012 2:56	57.9
24/2/2012 3:01	57.6
24/2/2012 3:06	57.3
24/2/2012 3:11	57.7
24/2/2012 3:16	57.2
24/2/2012 3:21	57.7
24/2/2012 3:26	56.7
24/2/2012 3:31	56.5
24/2/2012 3:36	57.3
24/2/2012 3:41	57.2
24/2/2012 3:46	58.0
24/2/2012 3:51	57.5
24/2/2012 3:56	57.6
24/2/2012 4:01	57.9
24/2/2012 4:06	57.0
24/2/2012 4:11	56.3
24/2/2012 4:16	57.9
24/2/2012 4:21	57.6
24/2/2012 4:26	56.6
24/2/2012 4:31	57.1
24/2/2012 4:36	56.7
24/2/2012 4:41	57.7
24/2/2012 4:46	56.8
24/2/2012 4:51	56.8
24/2/2012 4:56	57.2
24/2/2012 5:01	57.7
24/2/2012 5:06	57.2
24/2/2012 5:11	58.6
24/2/2012 5:16	58.1
24/2/2012 5:21	57.4
24/2/2012 5:26	57.4
24/2/2012 5:31	57.4
24/2/2012 5:36	59.0
24/2/2012 5:41	71.1

24/2/2012 5:46	71.5
24/2/2012 5:51	71.3
24/2/2012 5:56	71.2
24/2/2012 6:01	69.8
24/2/2012 6:06	61.5
24/2/2012 6:11	60.3
24/2/2012 6:16	60.9
24/2/2012 6:21	60.7
24/2/2012 6:26	61.1
24/2/2012 6:31	61.8
24/2/2012 6:36	60.6
24/2/2012 6:41	61.9
24/2/2012 6:46	61.9
24/2/2012 6:51	61.6
24/2/2012 6:56	62.6
24/2/2012 23:01	62.0
24/2/2012 23:06	62.0
24/2/2012 23:11	62.0
24/2/2012 23:16	61.9
24/2/2012 23:21	61.4
24/2/2012 23:26	61.8
24/2/2012 23:31	61.4
24/2/2012 23:36	61.9
24/2/2012 23:41	61.9
24/2/2012 23:46	61.2
24/2/2012 23:51	62.7
24/2/2012 23:56	62.0
25/2/2012 0:01	61.9
25/2/2012 0:06	62.0
25/2/2012 0:11	61.7
25/2/2012 0:16	61.5
25/2/2012 0:21	61.4
25/2/2012 0:26	61.9
25/2/2012 0:31	61.4
25/2/2012 0:36	60.6
25/2/2012 0:41	60.4
25/2/2012 0:46	60.7
25/2/2012 0:51	60.7
25/2/2012 0:56	60.3
25/2/2012 1:01	60.4
25/2/2012 1:06	60.0
25/2/2012 1:11	60.6
25/2/2012 1:16	59.4
25/2/2012 1:21	60.3
25/2/2012 1:26	59.6
25/2/2012 1:31	59.4
25/2/2012 1:36	60.1
25/2/2012 1:41	59.5
25/2/2012 1:46	59.5
25/2/2012 1:51	59.9
25/2/2012 1:56	72.0
25/2/2012 2:01	66.5
25/2/2012 2:06	59.1
25/2/2012 2:11	62.5
25/2/2012 2:16	59.6
25/2/2012 2:21	58.8
25/2/2012 2:26	59.1
25/2/2012 2:31	58.6
25/2/2012 2:36	58.8
25/2/2012 2:41	59.6
25/2/2012 2:46	58.9
25/2/2012 2:51	58.2
25/2/2012 2:56	59.0
25/2/2012 3:01	58.3
25/2/2012 3:06	58.4
25/2/2012 3:11	58.7
25/2/2012 3:16	59.5
25/2/2012 3:21	58.6
25/2/2012 3:26	57.6
25/2/2012 3:31	57.7
25/2/2012 3:36	58.3
25/2/2012 3:41	58.7
25/2/2012 3:46	58.8
25/2/2012 3:51	57.8
25/2/2012 3:56	58.1
25/2/2012 4:01	57.6
25/2/2012 4:06	58.2
25/2/2012 4:11	58.0
25/2/2012 4:16	57.5
25/2/2012 4:21	57.7
25/2/2012 4:26	57.6
25/2/2012 4:31	57.8
25/2/2012 4:36	57.1
25/2/2012 4:41	57.8
25/2/2012 4:46	57.1
25/2/2012 4:51	57.7
25/2/2012 4:56	58.0
25/2/2012 5:01	57.6
25/2/2012 5:06	58.0
25/2/2012 5:11	57.5
25/2/2012 5:16	58.8
25/2/2012 5:21	57.9
25/2/2012 5:26	57.4
25/2/2012 5:31	58.7
25/2/2012 5:36	58.9
25/2/2012 5:41	60.8
25/2/2012 5:46	59.2
25/2/2012 5:51	58.8
25/2/2012 5:56	58.1
25/2/2012 6:01	59.0
25/2/2012 6:06	59.9
25/2/2012 6:11	63.0
25/2/2012 6:16	72.7
25/2/2012 6:21	72.1
25/2/2012 6:26	71.9
25/2/2012 6:31	71.4
25/2/2012 6:36	72.4
25/2/2012 6:41	72.6
25/2/2012 6:46	72.4
25/2/2012 6:51	72.3

25/2/2012 6:56	72.0
25/2/2012 23:01	64.0
25/2/2012 23:06	64.4
25/2/2012 23:11	64.2
25/2/2012 23:16	64.4
25/2/2012 23:21	64.2
25/2/2012 23:26	64.5
25/2/2012 23:31	64.6
25/2/2012 23:36	64.1
25/2/2012 23:41	64.1
25/2/2012 23:46	64.2
25/2/2012 23:51	63.6
25/2/2012 23:56	64.2
26/2/2012 0:01	63.7
26/2/2012 0:06	63.8
26/2/2012 0:11	63.9
26/2/2012 0:16	63.6
26/2/2012 0:21	63.1
26/2/2012 0:26	63.9
26/2/2012 0:31	63.7
26/2/2012 0:36	63.7
26/2/2012 0:41	63.1
26/2/2012 0:46	62.8
26/2/2012 0:51	61.9
26/2/2012 0:56	62.2
26/2/2012 1:01	62.6
26/2/2012 1:06	62.1
26/2/2012 1:11	62.9
26/2/2012 1:16	62.0
26/2/2012 1:21	62.2
26/2/2012 1:26	62.3
26/2/2012 1:31	61.6
26/2/2012 1:36	61.5
26/2/2012 1:41	62.3
26/2/2012 1:46	62.1
26/2/2012 1:51	61.8
26/2/2012 1:56	62.5
26/2/2012 2:01	61.7
26/2/2012 2:06	61.6
26/2/2012 2:11	62.0
26/2/2012 2:16	61.7
26/2/2012 2:21	60.8
26/2/2012 2:26	61.7
26/2/2012 2:31	60.8
26/2/2012 2:36	61.0
26/2/2012 2:41	60.1
26/2/2012 2:46	60.7
26/2/2012 2:51	60.8
26/2/2012 2:56	60.7
26/2/2012 3:01	61.2
26/2/2012 3:06	60.5
26/2/2012 3:11	61.8
26/2/2012 3:16	60.3
26/2/2012 3:21	60.4
26/2/2012 3:26	60.1
26/2/2012 3:31	61.4
26/2/2012 3:36	60.4
26/2/2012 3:41	61.0
26/2/2012 3:46	60.4
26/2/2012 3:51	60.7
26/2/2012 3:56	59.2
26/2/2012 4:01	60.5
26/2/2012 4:06	60.0
26/2/2012 4:11	60.0
26/2/2012 4:16	60.3
26/2/2012 4:21	61.2
26/2/2012 4:26	60.7
26/2/2012 4:31	58.6
26/2/2012 4:36	59.0
26/2/2012 4:41	59.8
26/2/2012 4:46	59.7
26/2/2012 4:51	59.1
26/2/2012 4:56	59.5
26/2/2012 5:01	59.2
26/2/2012 5:06	58.7
26/2/2012 5:11	59.8
26/2/2012 5:16	60.8
26/2/2012 5:21	59.8
26/2/2012 5:26	59.7
26/2/2012 5:31	59.6
26/2/2012 5:36	60.2
26/2/2012 5:41	60.2
26/2/2012 5:46	59.9
26/2/2012 5:51	60.9
26/2/2012 5:56	61.3
26/2/2012 6:01	61.1
26/2/2012 6:06	61.0
26/2/2012 6:11	60.0
26/2/2012 6:16	61.8
26/2/2012 6:21	61.8
26/2/2012 6:26	60.7
26/2/2012 6:31	62.3
26/2/2012 6:36	61.9
26/2/2012 6:41	62.5
26/2/2012 6:46	63.2
26/2/2012 6:51	63.3
26/2/2012 6:56	63.2
26/2/2012 23:01	64.1
26/2/2012 23:06	64.2
26/2/2012 23:11	64.4
26/2/2012 23:16	64.4
26/2/2012 23:21	64.2
26/2/2012 23:26	65.0
26/2/2012 23:31	64.2
26/2/2012 23:36	65.1
26/2/2012 23:41	64.2
26/2/2012 23:46	63.7
26/2/2012 23:51	64.4
26/2/2012 23:56	64.3
27/2/2012 0:01	63.8

27/2/2012 0:06	64.0
27/2/2012 0:11	63.9
27/2/2012 0:16	63.7
27/2/2012 0:21	63.5
27/2/2012 0:26	63.6
27/2/2012 0:31	64.0
27/2/2012 0:36	62.9
27/2/2012 0:41	62.6
27/2/2012 0:46	62.9
27/2/2012 0:51	63.7
27/2/2012 0:56	62.0
27/2/2012 1:01	63.2
27/2/2012 1:06	62.3
27/2/2012 1:11	63.3
27/2/2012 1:16	62.1
27/2/2012 1:21	62.1
27/2/2012 1:26	62.8
27/2/2012 1:31	62.0
27/2/2012 1:36	61.3
27/2/2012 1:41	63.1
27/2/2012 1:46	61.8
27/2/2012 1:51	61.0
27/2/2012 1:56	60.9
27/2/2012 2:01	61.1
27/2/2012 2:06	61.4
27/2/2012 2:11	61.5
27/2/2012 2:16	61.1
27/2/2012 2:21	60.4
27/2/2012 2:26	60.9
27/2/2012 2:31	61.0
27/2/2012 2:36	59.4
27/2/2012 2:41	60.4
27/2/2012 2:46	59.8
27/2/2012 2:51	59.7
27/2/2012 2:56	60.3
27/2/2012 3:01	59.7
27/2/2012 3:06	60.0
27/2/2012 3:11	60.1
27/2/2012 3:16	60.5
27/2/2012 3:21	60.7
27/2/2012 3:26	62.1
27/2/2012 3:31	60.1
27/2/2012 3:36	61.4
27/2/2012 3:41	59.8
27/2/2012 3:46	59.7
27/2/2012 3:51	60.8
27/2/2012 3:56	59.6
27/2/2012 4:01	59.6
27/2/2012 4:06	60.1
27/2/2012 4:11	59.5
27/2/2012 4:16	59.4
27/2/2012 4:21	59.5
27/2/2012 4:26	60.1
27/2/2012 4:31	59.3
27/2/2012 4:36	59.5
27/2/2012 4:41	59.9
27/2/2012 4:46	58.6
27/2/2012 4:51	59.1
27/2/2012 4:56	59.5
27/2/2012 5:01	60.8
27/2/2012 5:06	60.3
27/2/2012 5:11	59.3
27/2/2012 5:16	59.7
27/2/2012 5:21	59.7
27/2/2012 5:26	59.6
27/2/2012 5:31	60.1
27/2/2012 5:36	59.9
27/2/2012 5:41	60.0
27/2/2012 5:46	60.6
27/2/2012 5:51	59.8
27/2/2012 5:56	60.5
27/2/2012 6:01	60.0
27/2/2012 6:06	60.0
27/2/2012 6:11	60.8
27/2/2012 6:16	61.3
27/2/2012 6:21	60.0
27/2/2012 6:26	61.3
27/2/2012 6:31	60.7
27/2/2012 6:36	61.6
27/2/2012 6:41	61.3
27/2/2012 6:46	62.5
27/2/2012 6:51	63.2
27/2/2012 6:56	62.9
27/2/2012 23:01	61.2
27/2/2012 23:06	61.9
27/2/2012 23:11	62.3
27/2/2012 23:16	59.9
27/2/2012 23:21	61.2
27/2/2012 23:26	60.8
27/2/2012 23:31	60.5
27/2/2012 23:36	59.3
27/2/2012 23:41	59.5
27/2/2012 23:46	59.4
27/2/2012 23:51	59.6
27/2/2012 23:56	61.0

*Exceedance recorded during monitoring compliance check with NCO

Real-time Noise Data RTN2 (Oil Street Community Liaison Centre)

Normal Day 07:00-19:00

28/1/2012 7:01	62.4
28/1/2012 7:31	64.2
28/1/2012 8:01	64.8
28/1/2012 8:31	65.9
28/1/2012 9:01	66.1
28/1/2012 9:31	65.6
28/1/2012 10:01	66.1
28/1/2012 10:31	66.5
28/1/2012 11:01	66.9
28/1/2012 11:31	68.7
28/1/2012 12:01	65.1
28/1/2012 12:31	65.1
28/1/2012 13:01	66.3
28/1/2012 13:31	66.3
28/1/2012 14:01	67.0
28/1/2012 14:31	65.4
28/1/2012 15:01	67.1
28/1/2012 15:31	67.0
28/1/2012 16:01	65.5
28/1/2012 16:31	66.1
28/1/2012 17:01	66.4
28/1/2012 17:31	70.1
28/1/2012 18:01	65.5
28/1/2012 18:31	63.2
30/1/2012 7:01	63.7
30/1/2012 7:31	65.4
30/1/2012 8:01	67.1
30/1/2012 8:31	66.7
30/1/2012 9:01	65.1
30/1/2012 9:31	70.0
30/1/2012 10:01	67.3
30/1/2012 10:31	66.2
30/1/2012 11:01	66.3
30/1/2012 11:31	66.5
30/1/2012 12:01	64.9
30/1/2012 12:31	67.0
30/1/2012 13:01	65.1
30/1/2012 13:31	67.2
30/1/2012 14:01	68.3
30/1/2012 14:31	69.5
30/1/2012 15:01	70.5
30/1/2012 15:31	69.2
30/1/2012 16:01	67.7
30/1/2012 16:31	67.3
30/1/2012 17:01	70.5
30/1/2012 17:31	67.1
30/1/2012 18:01	65.5
30/1/2012 18:31	64.4
31/1/2012 7:01	62.6
31/1/2012 7:31	64.8
31/1/2012 8:01	66.9
31/1/2012 8:31	67.7
31/1/2012 9:01	67.4
31/1/2012 9:31	67.9
31/1/2012 10:01	68.1
31/1/2012 10:31	68.2
31/1/2012 11:01	68.1
31/1/2012 11:31	66.8
31/1/2012 12:01	66.9
31/1/2012 12:31	64.6
31/1/2012 13:01	65.6
31/1/2012 13:31	68.6
31/1/2012 14:01	66.4
31/1/2012 14:31	66.8
31/1/2012 15:01	66.1
31/1/2012 15:31	66.3
31/1/2012 16:01	66.7
31/1/2012 16:31	66.9
31/1/2012 17:01	67.0
31/1/2012 17:31	67.5
31/1/2012 18:01	65.9
31/1/2012 18:31	64.7
1/2/2012 7:01	63.5
1/2/2012 7:31	65.0
1/2/2012 8:01	64.7
1/2/2012 8:31	66.7
1/2/2012 9:01	68.5
1/2/2012 9:31	74.2
1/2/2012 10:01	66.7
1/2/2012 10:31	68.5
1/2/2012 11:01	68.0
1/2/2012 11:31	68.8
1/2/2012 12:01	64.1
1/2/2012 12:31	65.3
1/2/2012 13:01	66.0
1/2/2012 13:31	68.6
1/2/2012 14:01	67.7
1/2/2012 14:31	66.7
1/2/2012 15:01	67.7
1/2/2012 15:31	67.3
1/2/2012 16:01	69.5
1/2/2012 16:31	68.1
1/2/2012 17:01	67.8
1/2/2012 17:31	69.7
1/2/2012 18:01	67.5
1/2/2012 18:31	64.0
2/2/2012 7:01	63.4
2/2/2012 7:31	62.8
2/2/2012 8:01	65.5
2/2/2012 8:31	69.3
2/2/2012 9:01	66.2
2/2/2012 9:31	68.4
2/2/2012 10:01	69.0
2/2/2012 10:31	70.0
2/2/2012 11:01	68.5
2/2/2012 11:31	68.5
2/2/2012 12:01	67.0
2/2/2012 12:31	66.0
2/2/2012 13:01	70.0
2/2/2012 13:31	67.8
2/2/2012 14:01	68.2
2/2/2012 14:31	68.8
2/2/2012 15:01	69.6
2/2/2012 15:31	67.0
2/2/2012 16:01	66.8
2/2/2012 16:31	66.5
2/2/2012 17:01	72.5
2/2/2012 17:31	70.9
2/2/2012 18:01	66.2
2/2/2012 18:31	67.2
3/2/2012 7:01	63.9
3/2/2012 7:31	63.8
3/2/2012 8:01	64.8
3/2/2012 8:31	67.1
3/2/2012 9:01	68.4
3/2/2012 9:31	68.9
3/2/2012 10:01	69.4
3/2/2012 10:31	68.5
3/2/2012 11:01	67.3
3/2/2012 11:31	65.5
3/2/2012 12:01	65.9
3/2/2012 12:31	65.5
3/2/2012 13:01	67.6
3/2/2012 13:31	66.9
3/2/2012 14:01	67.3
3/2/2012 14:31	66.8
3/2/2012 15:01	67.7
3/2/2012 15:31	66.6
3/2/2012 16:01	65.8
3/2/2012 16:31	67.2
3/2/2012 17:01	68.3
3/2/2012 17:31	67.9
3/2/2012 18:01	67.0
3/2/2012 18:31	68.2
4/2/2012 7:01	62.1
4/2/2012 7:31	63.6
4/2/2012 8:01	65.5
4/2/2012 8:31	65.9
4/2/2012 9:01	66.3
4/2/2012 9:31	65.2
4/2/2012 10:01	65.6
4/2/2012 10:31	68.5
4/2/2012 11:01	70.9
4/2/2012 11:31	72.5
4/2/2012 12:01	63.2
4/2/2012 12:31	63.4
4/2/2012 13:01	64.3
4/2/2012 13:31	66.5
4/2/2012 14:01	68.7
4/2/2012 14:31	65.8
4/2/2012 15:01	66.0
4/2/2012 15:31	66.6
4/2/2012 16:01	67.0
4/2/2012 16:31	67.6
4/2/2012 17:01	66.8
4/2/2012 17:31	66.1
4/2/2012 18:01	66.6
4/2/2012 18:31	67.4
6/2/2012 7:01	62.8
6/2/2012 7:31	63.4
6/2/2012 8:01	63.1
6/2/2012 8:31	66.2
6/2/2012 9:01	65.9
6/2/2012 9:31	66.6
6/2/2012 10:01	66.9
6/2/2012 10:31	67.9
6/2/2012 11:01	68.2
6/2/2012 11:31	68.6
6/2/2012 12:01	64.3
6/2/2012 12:31	62.8
6/2/2012 13:01	66.6
6/2/2012 13:31	69.1
6/2/2012 14:01	68.5
6/2/2012 14:31	68.1
6/2/2012 15:01	68.0
6/2/2012 15:31	67.5
6/2/2012 16:01	67.2
6/2/2012 16:31	67.8
6/2/2012 17:01	67.7
6/2/2012 17:31	65.3
6/2/2012 18:01	66.3
6/2/2012 18:31	64.8
7/2/2012 7:01	63.7
7/2/2012 7:31	63.1
7/2/2012 8:01	66.0
7/2/2012 8:31	70.1
7/2/2012 9:01	68.6
7/2/2012 9:31	68.0
7/2/2012 10:01	71.4
7/2/2012 10:31	69.1
7/2/2012 11:01	68.4
7/2/2012 11:31	67.9
7/2/2012 12:01	64.2
7/2/2012 12:31	66.2
7/2/2012 13:01	67.6
7/2/2012 13:31	70.2
7/2/2012 14:01	69.1
7/2/2012 14:31	69.4
7/2/2012 15:01	69.2
7/2/2012 15:31	67.9
7/2/2012 16:01	67.3
7/2/2012 16:31	68.3
7/2/2012 17:01	66.4
7/2/2012 17:31	67.7
7/2/2012 18:01	67.7
7/2/2012 18:31	65.1
8/2/2012 7:01	64.1
8/2/2012 7:31	63.2
8/2/2012 8:01	66.8
8/2/2012 8:31	67.1
8/2/2012 9:01	67.3
8/2/2012 9:31	67.5
8/2/2012 10:01	67.9
8/2/2012 10:31	68.4
8/2/2012 11:01	67.9
8/2/2012 11:31	69.4
8/2/2012 12:01	65.7
8/2/2012 12:31	64.1
8/2/2012 13:01	67.1
8/2/2012 13:31	69.1
8/2/2012 14:01	67.3
8/2/2012 14:31	68.9
8/2/2012 15:01	68.3
8/2/2012 15:31	67.6
8/2/2012 16:01	66.6
8/2/2012 16:31	71.9
8/2/2012 17:01	68.5
8/2/2012 17:31	69.7
8/2/2012 18:01	68.0
8/2/2012 18:31	66.4
9/2/2012 7:01	63.9
9/2/2012 7:31	66.1
9/2/2012 8:01	66.8
9/2/2012 8:31	68.2
9/2/2012 9:01	67.9
9/2/2012 9:31	67.7
9/2/2012 10:01	68.4
9/2/2012 10:31	70.1
9/2/2012 11:01	69.6
9/2/2012 11:31	69.7
9/2/2012 12:01	67.3
9/2/2012 12:31	66.8
9/2/2012 13:01	68.8
9/2/2012 13:31	69.2
9/2/2012 14:01	69.4
9/2/2012 14:31	67.9
9/2/2012 15:01	67.6
9/2/2012 15:31	66.9
9/2/2012 16:01	66.5
9/2/2012 16:31	68.9
9/2/2012 17:01	66.8
9/2/2012 17:31	67.4
9/2/2012 18:01	66.6
9/2/2012 18:31	65.9
10/2/2012 7:01	62.8
10/2/2012 7:31	63.2
10/2/2012 8:01	65.4
10/2/2012 8:31	67.5
10/2/2012 9:01	66.9
10/2/2012 9:31	66.9
10/2/2012 10:01	68.5
10/2/2012 10:31	68.3
10/2/2012 11:01	68.2
10/2/2012 11:31	67.0
10/2/2012 12:01	64.6
10/2/2012 12:31	64.8
10/2/2012 13:01	66.1
10/2/2012 13:31	70.1
10/2/2012 14:01	68.5
10/2/2012 14:31	67.9
10/2/2012 15:01	71.7
10/2/2012 15:31	69.4
10/2/2012 16:01	69.8
10/2/2012 16:31	69.0
10/2/2012 17:01	69.2
10/2/2012 17:31	70.6
10/2/2012 18:01	66.1
10/2/2012 18:31	65.9
11/2/2012 7:01	62.0
11/2/2012 7:31	65.0
11/2/2012 8:01	67.1
11/2/2012 8:31	69.3
11/2/2012 9:01	68.2
11/2/2012 9:31	66.8
11/2/2012 10:01	68.5
11/2/2012 10:31	68.2
11/2/2012 11:01	70.5
11/2/2012 11:31	70.2
11/2/2012 12:01	64.7
11/2/2012 12:31	64.9
11/2/2012 13:01	67.5
11/2/2012 13:31	68.0
11/2/2012 14:01	70.0
11/2/2012 14:31	67.5
11/2/2012 15:01	68.9
11/2/2012 15:31	66.8
11/2/2012 16:01	67.9
11/2/2012 16:31	69.4
11/2/2012 17:01	67.6
11/2/2012 17:31	68.1
11/2/2012 18:01	68.6
11/2/2012 18:31	66.1
13/2/2012 7:01	62.9
13/2/2012 7:31	64.5
13/2/2012 8:01	66.1
13/2/2012 8:31	68.7
13/2/2012 9:01	67.6
13/2/2012 9:31	65.9
13/2/2012 10:01	67.4
13/2/2012 10:31	68.1
13/2/2012 11:01	67.0
13/2/2012 11:31	67.8
13/2/2012 12:01	66.5
13/2/2012 12:31	64.8
13/2/2012 13:01	66.5
13/2/2012 13:31	67.1
13/2/2012 14:01	70.1
13/2/2012 14:31	67.4
13/2/2012 15:01	66.9
13/2/2012 15:31	67.0
13/2/2012 16:01	68.8
13/2/2012 16:31	67.0
13/2/2012 17:01	69.4
13/2/2012 17:31	69.1
13/2/2012 18:01	66.7
13/2/2012 18:31	65.6
14/2/2012 7:01	63.7
14/2/2012 7:31	63.9
14/2/2012 8:01	66.1
14/2/2012 8:31	68.5
14/2/2012 9:01	67.4
14/2/2012 9:31	66.8
14/2/2012 10:01	66.9
14/2/2012 10:31	66.9
14/2/2012 11:01	68.2
14/2/2012 11:31	68.2
14/2/2012 12:01	66.0
14/2/2012 12:31	66.3
14/2/2012 13:01	67.0
14/2/2012 13:31	67.9
14/2/2012 14:01	67.1
14/2/2012 14:31	66.9
14/2/2012 15:01	69.1
14/2/2012 15:31	66.6
14/2/2012 16:01	66.1
14/2/2012 16:31	68.7
14/2/2012 17:01	68.1
14/2/2012 17:31	68.8
14/2/2012 18:31	65.8
15/2/2012 7:01	63.7
15/2/2012 7:31	63.7
15/2/2012 8:01	65.4
15/2/2012 8:31	65.2
15/2/2012 9:01	67.7
15/2/2012 9:31	66.8
15/2/2012 10:01	67.9
15/2/2012 10:31	67.3
15/2/2012 11:01	68.1
15/2/2012 11:31	66.5
15/2/2012 12:01	63.0
15/2/2012 12:31	65.9
15/2/2012 13:01	65.8
15/2/2012 13:31	68.1
15/2/2012 14:01	68.3
15/2/2012 14:31	64.9
15/2/2012 15:01	67.8
15/2/2012 15:31	68.9
15/2/2012 16:01	68.2
15/2/2012 16:31	67.3
15/2/2012 17:01	70.4
15/2/2012 17:31	66.0
15/2/2012 18:01	66.9
15/2/2012 18:31	66.0
16/2/2012 7:01	62.7
16/2/2012 7:31	62.2
16/2/2012 8:01	69.4
16/2/2012 8:31	68.6
16/2/2012 9:01	67.4
16/2/2012 9:31	65.6
16/2/2012 10:01	65.0
16/2/2012 10:31	66.8
16/2/2012 11:01	67.3
16/2/2012 11:31	66.5
16/2/2012 12:01	67.3
16/2/2012 12:31	66.5
16/2/2012 13:01	68.7
16/2/2012 13:31	70.1
16/2/2012 14:01	67.4
16/2/2012 14:31	70.6
16/2/2012 15:01	68.7
16/2/2012 15:31	71.7
16/2/2012 16:01	68.4
16/2/2012 16:31	69.3
16/2/2012 17:01	67.6
16/2/2012 17:31	70.5
16/2/2012 18:01	69.4
16/2/2012 18:31	64.7
17/2/2012 7:01	63.4
17/2/2012 7:31	64.3
17/2/2012 8:01	65.8
17/2/2012 8:31	66.6
17/2/2012 9:01	67.7
17/2/2012 9:31	68.3
17/2/2012 10:01	66.6
17/2/2012 10:31	68.3
17/2/2012 11:01	66.9
17/2/2012 11:31	66.9
17/2/2012 12:01	65.3
17/2/2012 12:31	66.4
17/2/2012 13:01	66.4
17/2/2012 13:31	67.8
17/2/2012 14:01	68.0
17/2/2012 14:31	66.5
17/2/2012 15:01	68.0
17/2/2012 15:31	68.1
17/2/2012 16:01	67.4
17/2/2012 16:31	69.3
17/2/2012 17:01	67.5
17/2/2012 17:31	68.2
17/2/2012 18:01	70.9
17/2/2012 18:31	66.0
18/2/2012 7:01	62.5
18/2/2012 7:31	63.7
18/2/2012 8:01	65.7
18/2/2012 8:31	70.0
18/2/2012 9:01	73.8
18/2/2012 9:31	72.1
18/2/2012 10:01	68.0
18/2/2012 10:31	70.8
18/2/2012 11:01	66.4
18/2/2012 11:31	67.6
18/2/2012 12:01	64.1
18/2/2012 12:31	64.6
18/2/2012 13:01	67.9
18/2/2012 13:31	69.7
18/2/2012 14:01	67.7
18/2/2012 14:31	67.5
18/2/2012 15:01	67.4
18/2/2012 15:31	67.6
18/2/2012 16:01	67.6
18/2/2012 16:31	66.6
18/2/2012 17:01	71.8
18/2/2012 17:31	68.9
18/2/2012 18:01	69.9
18/2/2012 18:31	67.6
20/2/2012 7:01	62.6
20/2/2012 7:31	62.5
20/2/2012 8:01	64.5
20/2/2012 8:31	67.1
20/2/2012 9:01	71.2
20/2/2012 9:31	67.3
20/2/2012 10:01	66.9
20/2/2012 10:31	67.1
20/2/2012 11:01	67.7
20/2/2012 11:31	68.2
20/2/2012 12:01	70.9
20/2/2012 12:31	65.9
20/2/2012 13:01	66.6
20/2/2012 13:31	67.6
20/2/2012 14:01	66.6
20/2/2012 14:31	70.5
20/2/2012 15:01	69.0
20/2/2012 15:31	70.1
20/2/2012 16:01	70.4
20/2/2012 16:31	69.5
20/2/2012 17:01	66.7
20/2/2012 17:31	67.0
20/2/2012 18:01	67.2
20/2/2012 18:31	69.8
21/2/2012 7:01	63.5
21/2/2012 7:31	63.1
21/2/2012 8:01	64.3
21/2/2012 8:31	69.4
21/2/2012 9:01	69.5
21/2/2012 9:31	70.7
21/2/2012 10:01	71.1
21/2/2012 10:31	70.7
21/2/2012 11:01	67.9
21/2/2012 11:31	67.0
21/2/2012 12:01	64.5
21/2/2012 12:31	64.9
21/2/2012 13:01	67.2
21/2/2012 13:31	67.4
21/2/2012 14:01	66.1
21/2/2012 14:31	67.4
21/2/2012 15:01	70.4
21/2/2012 15:31	68.4
21/2/2012 16:01	67.8
21/2/2012 16:31	68.6
21/2/2012 17:01	68.2
21/2/2012 17:31	67.3
21/2/2012 18:01	65.5
21/2/2012 18:31	65.8
22/2/2012 7:01	64.1
22/2/2012 7:31	63.5
22/2/2012 8:01	63.7
22/2/2012 8:31	65.5
22/2/2012 9:01	66.4
22/2/2012 9:31	66.3
22/2/2012 10:01	64.8
22/2/2012 10:31	68.0
22/2/2012 11:01	69.7
22/2/2012 11:31	68.5
22/2/2012 12:01	66.3
22/2/2012 12:31	65.1
22/2/2012 13:01	68.2
22/2/2012 13:31	68.9
22/2/2012 14:01	68.6
22/2/2012 14:31	68.0
22/2/2012 15:01	68.1
22/2/2012 15:31	67.3
22/2/2012 16:01	68.3
22/2/2012 16:31	69.1
22/2/2012 17:01	65.9
22/2/2012 17:31	65.5
22/2/2012 18:01	67.4
22/2/2012 18:31	66.3
23/2/2012 7:01	63.5
23/2/2012 7:31	63.8
23/2/2012 8:01	67.2
23/2/2012 8:31	69.7
23/2/2012 9:01	68.5
23/2/2012 9:31	68.4
23/2/2012 10:01	67.0
23/2/2012 10:31	65.4
23/2/2012 11:01	65.7
23/2/2012 11:31	67.9
23/2/2012 12:01	65.6
23/2/2012 12:31	65.9
23/2/2012 13:01	71.8
23/2/2012 13:31	69.6
23/2/2012 14:01	69.4
23/2/2012 14:31	69.5
23/2/2012 15:01	69.0
23/2/2012 15:31	67.6
23/2/2012 16:01	68.7
23/2/2012 16:31	69.9
23/2/2012 17:01	67.8
23/2/2012 17:31	67.6
23/2/2012 18:01	68.9
23/2/2012 18:31	66.1
24/2/2012 7:01	64.0
24/2/2012 7:31	63.3
24/2/2012 8:01	63.8
24/2/2012 8:31	66.6
24/2/2012 9:01	67.0
24/2/2012 9:31	68.6
24/2/2012 10:01	69.0
24/2/2012 10:31	69.2
24/2/2012 11:01	67.9
24/2/2012 11:31	69.0
24/2/2012 12:01	63.9
24/2/2012 12:31	64.0
24/2/2012 13:01	67.9
24/2/2012 13:31	69.7
24/2/2012 14:01	68.7
24/2/2012 14:31	70.4
24/2/2012 15:01	68.7
24/2/2012 15:31	67.4
24/2/2012 16:01	69.1
24/2/2012 16:31	70.6
24/2/2012 17:01	70.9
24/2/2012 17:31	65.7
24/2/2012 18:01	70.5
24/2/2012 18:31	65.6
25/2/2012 7:01	62.5
25/2/2012 7:31	63.7
25/2/2012 8:01	66.1
25/2/2012 8:31	67.0
25/2/2012 9:01	67.7
25/2/2012 9:31	66.8
25/2/2012 10:01	66.1
25/2/2012 10:31	67.8
25/2/2012 11:01	67.4
25/2/2012 11:31	68.2
25/2/2012 12:01	68.2
25/2/2012 12:31	68.1
25/2/2012 13:01	67.4
25/2/2012 13:31	66.2
25/2/2012 14:01	66.9
25/2/2012 14:31	65.2
25/2/2012 15:01	67.4
25/2/2012 15:31	66.3
25/2/2012 16:01	66.1
25/2/2012 16:31	65.8
25/2/2012 17:01	65.7
25/2/2012 17:31	66.8
25/2/2012 18:01	67.3
25/2/2012 18:31	65.8
27/2/2012 7:01	58.6
27/2/2012 7:31	58.9
27/2/2012 8:01	61.1
27/2/2012 8:31	61.6
27/2/2012 9:01	63.0
27/2/2012 9:31	66.1
27/2/2012 10:01	69.0
27/2/2012 10:31	67.2
27/2/2012 11:01	67.4
27/2/2012 11:31	67.8
27/2/2012 12:01	68.3
27/2/2012 12:31	65.5
27/2/2012 13:01	63.5
27/2/2012 13:31	61.8
27/2/2012 14:01	63.9
27/2/2012 14:31	63.6
27/2/2012 15:01	63.8
27/2/2012 15:31	64.4
27/2/2012 16:01	64.8
27/2/2012 16:31	64.9
27/2/2012 17:01	65.5
27/2/2012 17:31	64.3
27/2/2012 18:01	64.9
27/2/2012 18:31	66.1

Normal Day 19:00-23:00,
Sunday & Holiday 07:00-23:00

28/1/2012 19:01	63.0
28/1/2012 19:06	63.0
28/1/2012 19:11	63.4
28/1/2012 19:16	62.8
28/1/2012 19:21	62.6
28/1/2012 19:26	62.4
28/1/2012 19:31	62.4
28/1/2012 19:36	62.7
28/1/2012 19:41	62.6
28/1/2012 19:46	62.5
28/1/2012 19:51	64.2
28/1/2012 19:56	62.3
28/1/2012 20:01	63.0
28/1/2012 20:06	62.5
28/1/2012 20:11	62.5
28/1/2012 20:16	62.6
28/1/2012 20:21	62.2
28/1/2012 20:26	62.0
28/1/2012 20:31	62.0
28/1/2012 20:36	62.6
28/1/2012 20:41	61.6
28/1/2012 20:46	62.7
28/1/2012 20:51	61.9
28/1/2012 20:56	62.6
28/1/2012 21:01	62.1
28/1/2012 21:06	61.6
28/1/2012 21:11	62.0
28/1/2012 21:16	62.1
28/1/2012 21:21	62.4
28/1/2012 21:26	62.5
28/1/2012 21:31	61.8
28/1/2012 21:36	62.7
28/1/2012 21:41	62.5

Real-time Noise Data RTN2 (Oil Street Community Liaison Centre)

28/1/2012 21:46	61.9	29/1/2012 14:56	63.1	30/1/2012 20:06	62.3	1/2/2012 21:16	62.0	3/2/2012 22:26	63.4	5/2/2012 11:36	67.4
28/1/2012 21:51	62.0	29/1/2012 15:01	62.8	30/1/2012 20:11	62.2	1/2/2012 21:21	62.5	3/2/2012 22:31	62.2	5/2/2012 11:41	62.6
28/1/2012 21:56	62.8	29/1/2012 15:06	64.0	30/1/2012 20:16	62.5	1/2/2012 21:26	62.8	3/2/2012 22:36	62.2	5/2/2012 11:46	63.2
28/1/2012 22:01	63.8	29/1/2012 15:11	63.6	30/1/2012 20:21	63.4	1/2/2012 21:31	62.0	3/2/2012 22:41	62.1	5/2/2012 11:51	64.3
28/1/2012 22:06	62.4	29/1/2012 15:16	63.2	30/1/2012 20:26	62.9	1/2/2012 21:36	62.4	3/2/2012 22:46	61.8	5/2/2012 11:56	62.9
28/1/2012 22:11	63.5	29/1/2012 15:21	63.4	30/1/2012 20:31	62.2	1/2/2012 21:41	62.6	3/2/2012 22:51	62.1	5/2/2012 12:01	62.5
28/1/2012 22:16	62.4	29/1/2012 15:26	63.8	30/1/2012 20:36	62.0	1/2/2012 21:46	63.3	3/2/2012 22:56	62.2	5/2/2012 12:06	62.7
28/1/2012 22:21	62.3	29/1/2012 15:31	62.9	30/1/2012 20:41	61.6	1/2/2012 21:51	62.9	4/2/2012 19:01	63.5	5/2/2012 12:11	62.5
28/1/2012 22:26	63.1	29/1/2012 15:36	63.5	30/1/2012 20:46	62.1	1/2/2012 21:56	62.5	4/2/2012 19:06	64.5	5/2/2012 12:16	62.3
28/1/2012 22:31	63.4	29/1/2012 15:41	63.5	30/1/2012 20:51	62.1	1/2/2012 22:01	62.7	4/2/2012 19:11	64.4	5/2/2012 12:21	63.6
28/1/2012 22:36	62.2	29/1/2012 15:46	66.9	30/1/2012 20:56	61.8	1/2/2012 22:06	62.1	4/2/2012 19:16	64.1	5/2/2012 12:26	62.4
28/1/2012 22:41	62.4	29/1/2012 15:51	63.3	30/1/2012 21:01	63.1	1/2/2012 22:11	62.6	4/2/2012 19:21	65.2	5/2/2012 12:31	62.3
28/1/2012 22:46	62.4	29/1/2012 15:56	62.8	30/1/2012 21:06	62.4	1/2/2012 22:16	61.7	4/2/2012 19:26	64.0	5/2/2012 12:36	62.3
28/1/2012 22:51	62.6	29/1/2012 16:01	63.9	30/1/2012 21:11	62.4	1/2/2012 22:21	62.9	4/2/2012 19:31	63.5	5/2/2012 12:41	63.1
28/1/2012 22:56	63.4	29/1/2012 16:06	62.9	30/1/2012 21:16	62.5	1/2/2012 22:26	62.4	4/2/2012 19:36	64.6	5/2/2012 12:46	62.5
29/1/2012 7:01	61.3	29/1/2012 16:11	64.7	30/1/2012 21:21	62.4	1/2/2012 22:31	62.4	4/2/2012 19:41	64.1	5/2/2012 12:51	63.1
29/1/2012 7:06	62.3	29/1/2012 16:16	62.9	30/1/2012 21:26	63.0	1/2/2012 22:36	62.8	4/2/2012 19:46	63.3	5/2/2012 12:56	63.3
29/1/2012 7:11	63.0	29/1/2012 16:21	62.7	30/1/2012 21:31	61.2	1/2/2012 22:41	62.2	4/2/2012 19:51	62.8	5/2/2012 13:01	61.5
29/1/2012 7:16	61.2	29/1/2012 16:26	63.4	30/1/2012 21:36	62.4	1/2/2012 22:46	63.4	4/2/2012 19:56	62.4	5/2/2012 13:06	63.4
29/1/2012 7:21	62.1	29/1/2012 16:31	62.8	30/1/2012 21:41	61.8	1/2/2012 22:51	62.6	4/2/2012 20:01	62.3	5/2/2012 13:11	64.1
29/1/2012 7:26	60.8	29/1/2012 16:36	63.0	30/1/2012 21:46	62.0	1/2/2012 22:56	61.6	4/2/2012 20:06	62.1	5/2/2012 13:16	61.7
29/1/2012 7:31	61.6	29/1/2012 16:41	64.3	30/1/2012 21:51	62.0	2/2/2012 19:01	65.9	4/2/2012 20:11	62.8	5/2/2012 13:21	61.7
29/1/2012 7:36	61.1	29/1/2012 16:46	62.8	30/1/2012 21:56	62.3	2/2/2012 19:06	66.0	4/2/2012 20:16	64.1	5/2/2012 13:26	62.0
29/1/2012 7:41	62.6	29/1/2012 16:51	63.0	30/1/2012 22:01	62.7	2/2/2012 19:11	64.6	4/2/2012 20:21	62.7	5/2/2012 13:31	62.7
29/1/2012 7:46	61.6	29/1/2012 16:56	63.0	30/1/2012 22:06	61.9	2/2/2012 19:16	63.4	4/2/2012 20:26	62.4	5/2/2012 13:36	63.9
29/1/2012 7:51	61.1	29/1/2012 17:01	63.1	30/1/2012 22:11	62.2	2/2/2012 19:21	62.9	4/2/2012 20:31	62.2	5/2/2012 13:41	64.1
29/1/2012 7:56	62.1	29/1/2012 17:06	63.5	30/1/2012 22:16	62.4	2/2/2012 19:26	62.6	4/2/2012 20:36	62.5	5/2/2012 13:46	64.2
29/1/2012 8:01	61.6	29/1/2012 17:11	63.1	30/1/2012 22:21	61.8	2/2/2012 19:31	63.3	4/2/2012 20:41	61.7	5/2/2012 13:51	66.2
29/1/2012 8:06	62.8	29/1/2012 17:16	63.3	30/1/2012 22:26	62.0	2/2/2012 19:36	62.9	4/2/2012 20:46	62.9	5/2/2012 13:56	64.8
29/1/2012 8:11	63.6	29/1/2012 17:21	62.8	30/1/2012 22:31	62.9	2/2/2012 19:41	63.2	4/2/2012 20:51	61.9	5/2/2012 14:01	64.3
29/1/2012 8:16	63.1	29/1/2012 17:26	63.0	30/1/2012 22:36	61.7	2/2/2012 19:46	62.8	4/2/2012 20:56	63.1	5/2/2012 14:06	65.6
29/1/2012 8:21	62.3	29/1/2012 17:31	63.5	30/1/2012 22:41	63.0	2/2/2012 19:51	63.1	4/2/2012 21:01	61.8	5/2/2012 14:11	62.5
29/1/2012 8:26	63.7	29/1/2012 17:36	62.9	30/1/2012 22:46	62.0	2/2/2012 19:56	62.5	4/2/2012 21:06	61.7	5/2/2012 14:16	63.7
29/1/2012 8:31	62.1	29/1/2012 17:41	62.5	30/1/2012 22:51	61.7	2/2/2012 20:01	62.3	4/2/2012 21:11	62.2	5/2/2012 14:21	65.1
29/1/2012 8:36	62.5	29/1/2012 17:46	62.9	30/1/2012 22:56	62.2	2/2/2012 20:06	62.1	4/2/2012 21:16	61.3	5/2/2012 14:26	63.9
29/1/2012 8:41	62.5	29/1/2012 17:51	62.9	31/1/2012 19:01	63.4	2/2/2012 20:11	65.3	4/2/2012 21:21	61.5	5/2/2012 14:31	64.0
29/1/2012 8:46	62.7	29/1/2012 17:56	62.7	31/1/2012 19:06	63.2	2/2/2012 20:16	61.9	4/2/2012 21:26	63.1	5/2/2012 14:36	64.4
29/1/2012 8:51	63.6	29/1/2012 18:01	62.8	31/1/2012 19:11	64.1	2/2/2012 20:21	63.1	4/2/2012 21:31	61.7	5/2/2012 14:41	65.2
29/1/2012 8:56	62.3	29/1/2012 18:06	62.3	31/1/2012 19:16	62.8	2/2/2012 20:26	62.6	4/2/2012 21:36	63.0	5/2/2012 14:46	64.0
29/1/2012 9:01	62.2	29/1/2012 18:11	63.8	31/1/2012 19:21	62.6	2/2/2012 20:31	61.6	4/2/2012 21:41	61.8	5/2/2012 14:51	62.7
29/1/2012 9:06	62.6	29/1/2012 18:16	63.7	31/1/2012 19:26	63.3	2/2/2012 20:36	61.8	4/2/2012 21:46	62.3	5/2/2012 14:56	63.2
29/1/2012 9:11	62.7	29/1/2012 18:21	62.7	31/1/2012 19:31	62.9	2/2/2012 20:41	61.7	4/2/2012 21:51	62.8	5/2/2012 15:01	64.1
29/1/2012 9:16	62.3	29/1/2012 18:26	63.0	31/1/2012 19:36	63.1	2/2/2012 20:46	62.0	4/2/2012 21:56	62.6	5/2/2012 15:06	63.1
29/1/2012 9:21	62.2	29/1/2012 18:31	63.3	31/1/2012 19:41	63.3	2/2/2012 20:51	61.8	4/2/2012 22:01	62.7	5/2/2012 15:11	62.9
29/1/2012 9:26	62.5	29/1/2012 18:36	63.4	31/1/2012 19:46	62.8	2/2/2012 20:56	62.3	4/2/2012 22:06	62.5	5/2/2012 15:16	62.4
29/1/2012 9:31	63.1	29/1/2012 18:41	63.0	31/1/2012 19:51	63.5	2/2/2012 21:01	62.4	4/2/2012 22:11	62.1	5/2/2012 15:21	62.1
29/1/2012 9:36	62.5	29/1/2012 18:46	63.0	31/1/2012 19:56	62.8	2/2/2012 21:06	62.7	4/2/2012 22:16	62.0	5/2/2012 15:26	63.3
29/1/2012 9:41	62.1	29/1/2012 18:51	62.5	31/1/2012 20:01	63.0	2/2/2012 21:11	62.2	4/2/2012 22:21	61.5	5/2/2012 15:31	63.3
29/1/2012 9:46	62.6	29/1/2012 18:56	62.9	31/1/2012 20:06	66.2	2/2/2012 21:16	62.3	4/2/2012 22:26	62.0	5/2/2012 15:36	63.6
29/1/2012 9:51	62.2	29/1/2012 19:01	62.5	31/1/2012 20:11	62.2	2/2/2012 21:21	64.5	4/2/2012 22:31	62.9	5/2/2012 15:41	67.0
29/1/2012 9:56	62.4	29/1/2012 19:06	62.3	31/1/2012 20:16	64.6	2/2/2012 21:26	61.9	4/2/2012 22:36	61.9	5/2/2012 15:46	64.9
29/1/2012 10:01	62.7	29/1/2012 19:11	63.3	31/1/2012 20:21	63.6	2/2/2012 21:31	62.4	4/2/2012 22:41	61.5	5/2/2012 15:51	64.0
29/1/2012 10:06	62.5	29/1/2012 19:16	62.2	31/1/2012 20:26	62.8	2/2/2012 21:36	62.5	4/2/2012 22:46	63.0	5/2/2012 15:56	64.3
29/1/2012 10:11	62.0	29/1/2012 19:21	62.3	31/1/2012 20:31	62.6	2/2/2012 21:41	62.9	4/2/2012 22:51	61.6	5/2/2012 16:01	64.2
29/1/2012 10:16	62.6	29/1/2012 19:26	62.2	31/1/2012 20:36	62.7	2/2/2012 21:46	62.5	4/2/2012 22:56	64.5	5/2/2012 16:06	63.6
29/1/2012 10:21	62.6	29/1/2012 19:31	62.3	31/1/2012 20:41	63.1	2/2/2012 21:51	63.0	5/2/2012 7:01	62.2	5/2/2012 16:11	65.5
29/1/2012 10:26	62.5	29/1/2012 19:36	62.4	31/1/2012 20:46	62.4	2/2/2012 21:56	63.1	5/2/2012 7:06	60.7	5/2/2012 16:16	65.8
29/1/2012 10:31	62.5	29/1/2012 19:41	62.4	31/1/2012 20:51	62.8	2/2/2012 22:01	62.2	5/2/2012 7:11	56.3	5/2/2012 16:21	65.6
29/1/2012 10:36	62.8	29/1/2012 19:46	63.5	31/1/2012 20:56	61.9	2/2/2012 22:06	62.2	5/2/2012 7:16	58.4	5/2/2012 16:26	64.6
29/1/2012 10:41	62.7	29/1/2012 19:51	62.7	31/1/2012 21:01	62.2	2/2/2012 22:11	62.4	5/2/2012 7:21	58.7	5/2/2012 16:31	63.6
29/1/2012 10:46	63.2	29/1/2012 19:56	61.5	31/1/2012 21:06	63.8	2/2/2012 22:16	62.2	5/2/2012 7:26	60.9	5/2/2012 16:36	64.0
29/1/2012 10:51	63.5	29/1/2012 20:01	62.3	31/1/2012 21:11	62.0	2/2/2012 22:21	62.3	5/2/2012 7:31	63.3	5/2/2012 16:41	64.7
29/1/2012 10:56	63.7	29/1/2012 20:06	62.5	31/1/2012 21:16	62.6	2/2/2012 22:26	62.2	5/2/2012 7:36	60.6	5/2/2012 16:46	63.8
29/1/2012 11:01	63.3	29/1/2012 20:11	61.8	31/1/2012 21:21	61.7	2/2/2012 22:31	62.7	5/2/2012 7:41	60.7	5/2/2012 16:51	63.3
29/1/2012 11:06	63.7	29/1/2012 20:16	62.2	31/1/2012 21:26	63.9	2/2/2012 22:36	63.0	5/2/2012 7:46	54.3	5/2/2012 16:56	63.3
29/1/2012 11:11	63.5	29/1/2012 20:21	62.2	31/1/2012 21:31	62.2	2/2/2012 22:41	63.7	5/2/2012 7:51	60.4	5/2/2012 17:01	62.9
29/1/2012 11:16	63.4	29/1/2012 20:26	61.8	31/1/2012 21:36	62.0	2/2/2012 22:46	64.0	5/2/2012 7:56	60.8	5/2/2012 17:06	61.9
29/1/2012 11:21	63.8	29/1/2012 20:31	62.3	31/1/2012 21:41	61.7	2/2/2012 22:51	62.6	5/2/2012 8:01	62.7	5/2/2012 17:11	63.0
29/1/2012 11:26	63.3	29/1/2012 20:36	61.7	31/1/2012 21:46	62.2	2/2/2012 22:56	62.7	5/2/2012 8:06	61.7	5/2/2012 17:16	62.6
29/1/2012 11:31	63.3	29/1/2012 20:41	62.8	31/1/2012 21:51	62.8	3/2/2012 19:01	64.0	5/2/2012 8:11	59.2	5/2/2012 17:21	63.1
29/1/2012 11:36	63.5	29/1/2012 20:46	61.8	31/1/2012 21:56	63.2	3/2/2012 19:06	64.2	5/2/2012 8:16	58.3	5/2/2012 17:26	63.1
29/1/2012 11:41	63.6	29/1/2012 20:51	62.2	31/1/2012 22:01	62.5	3/2/2012 19:11	64.1	5/2/2012 8:21	58.4	5/2/2012 17:31	63.9
29/1/2012 11:46	63.3	29/1/2012 20:56	62.7	31/1/2012 22:06	62.6	3/2/2012 19:16	63.7	5/2/2012 8:26	55.6	5/2/2012 17:36	63.5
29/1/2012 11:51	63.0	29/1/2012 21:01	61.9	31/1/2012 22:11	61.5	3/2/2012 19:21	63.8	5/2/2012 8:31	56.6	5/2/2012 17:41	66.7
29/1/2012 11:56	63.1	29/1/2012 21:06	61.8	31/1/2012 22:16	63.9	3/2/2012 19:26	64.0	5/2/2012 8:36	54.8	5/2/2012 17:46	65.0
29/1/2012 12:01	64.0	29/1/2012 21:11	62.3	31/1/2012 22:21	62.4	3/2/2012 19:31	64.8	5/2/2012 8:41	56.8	5/2/2012 17:51	65.7
29/1/2012 12:06	63.0	29/1/2012 21:16	63.0	31/1/2012 22:26	62.2	3/2/2012 19:36	63.7	5/2/2012 8:46	55.9	5/2/2012 17:56	64.5
29/1/2012 12:11	62.9	29/1/2012 21:21	62.3	31/1/2012 22:31	61.8	3/2/2012 19:41	62.4	5/2/2012 8:51	58.7	5/2/2012 18:01	64.3
29/1/2012 12:16	63.7	29/1/2012 21:26	61.8	31/1/2012 22:36	62.3	3/2/2012 19:46	64.0	5/2/2012 8:56	60.5	5/2/2012 18:06	63.1
29/1/2012 12:21	63.9	29/1/2012 21:31	62.0	31/1/2012 22:41	62.4	3/2/2012 19:51	63.2	5/2/2012 9:01	61.7	5/2/2012 18:11	62.5
29/1/2012 12:26	63.6	29/1/2012 21:36	62.2	31/1/2012 22:46	61.8	3/2/2012 19:56	63.1	5/2/2012 9:06	61.7	5/2/2012 18:16	62.4
29/1/2012 12:31	63.6	29/1/2012 21:41	62.5	31/1/2012 22:51	61.4	3/2/2012 20:01	63.0	5/2/2012 9:11	56.3	5/2/2012 18:21	62.3
29/1/2012 12:36	62.8	29/1/2012 21:46	62.4	31/1/2012 22:56	62.0	3/2/2012 20:06	63.1	5/2/2012 9:16	61.3	5/2/2012 18:26	63.0
29/1/2012 12:41	62.8	29/1/2012 21:51	61.8	1/2/2012 19:01	65.2	3/2/2012 20:11	62.1	5/2/2012 9:21	60.9	5/2/2012 18:31	62.4
29/1/2012 12:46	62.9	29/1/2012 21:56	64.4	1/2/2012 19:06	64.3	3/2/2012 20:16	63.4	5/2/2012 9:26	67.0	5/2/2012 18:36	62.9
29/1/2012 12:51	63.4	29/1/2012 22:01	62.9	1/2/2012 19:11	64.1	3/2/2012 20:21	63.1	5/2/2012 9:31	60.2	5/2/2012 18:41	63.3
29/1/2012 12:56	63.2	29/1/2012 22:06	62.8	1/2/2012 19:16	63.2	3/2/2012 20:26	62.4	5/2/2012 9:36	60.2	5/2/2012 18:46	62.5
29/1/2012 13:01	63.4	29/1/2012 22:11	62.6	1/2/2012 19:21	63.0	3/2/2012 20:31	63.8	5/2/2012 9:41	57.2	5/2/2012 18:51	62.9
29/1/2012 13:06	63.7	29/1/2012 22:16	62.2	1/2/2012 19:26	63.5	3/2/2012 20:36	62.6	5/2/2012 9:46	63.3	5/2/2012 18:56	63.1
29/1/2012 13:11	64.1	29/1/2012 22:21	62.5	1/2/2012 19:31	63.3	3/2/2012 20:41	62.3	5/2/2012 9:51	62.8	5/2/2012 19:01	62.0
29/1/2012 13:16	65.0	29/1/2012 22:26	62.0	1/2/2012 19:36	63.0	3/2/2012 20:46	62.9	5/2/2012 9:56	62.0	5/2/2012 19:06	61.5
29/1/2012 13:21	64.5	29/1/2012 22:31	62.3	1/2/2012 19:41	63.0	3/2/2012 20:51	62.5	5/2/2012 10:01	62.5	5/2/2012 19:11	62.1
29/1/2012 13:26	63.8	29/1/2012 22:36	61.1	1/2/2012 19:46	63.8	3/2/2012 20:56	61.6	5/2/2012 10:06	64.6	5/2/2012 19:16	61.8
29/1/2012 13:31	64.9	29/1/2012 22:41	61.9	1/2/2012 19:51	63.5	3/2/2012 21:01	61.8	5/2/2012 10:11	61.8	5/2/2012 19:21	62.6
29/1/2012 13:36	62.8	29/1/2012 22:46	62.0	1/2/2012 19:56	63.1	3/2/2012 21:06	62.0	5/2/2012 10:16	59.9	5/2/2012 19:26	61.6
29/1/2012 13:41	63.0	29/1/2012 22:51	62.4	1/2/2012 20:01	62.3	3/2/2012 21:11	62.1	5/2/2012 10:21	60.9	5/2/2012 19:31	62.6
29/1/2012 13:46	63.1	29/1/2012 22:56	61.9	1/2/2012 20:06	63.4	3/2/2012 21:16	63.1	5/2/2012 10:26	58.6	5/2/2012 19:36	61.9
29/1/2012 13:51	63.6	30/1/2012 19:01	64.0	1/2/2012 20:11	62.9	3/2/2012 21:21	63.8	5/2/2012 10:31	62.1	5/2/2012 19:41	61.9
29/1/2012 13:56	62.9	30/1/2012 19:06	64.0	1/2/2012 20:16	63.7	3/2/2012 21:26	63.1	5/2/2012 10:36	63.3	5/2/2012 19:46	61.8
29/1/2012 14:01	63.1	30/1/2012 19:11	64.1	1/2/2012 20:21	63.3	3/2/2012 21:31	62.5	5/2/2012 10:41	65.5	5/2/2012 19:51	62.1
29/1/2012 14:06	64.2	30/1/2012 19:16	63.7	1/2/2012 20:26	63.0	3/2/2012 21:36	62.1	5/2/2012 10:46	65.6	5/2/2012 19:56	62.5
29/1/2012 14:11	63.4	30/1/2012 19:21	63.5	1/2/2012 20:31	64.0	3/2/2012 21:41	62.1	5/2/2012 10:51	64.7	5/2/2012 20:01	62.3
29/1/2012 14:16	63.3	30/1/2012 19:26	63.3	1/2/2012 20:36	62.9	3/2/2012 21:46	63.2	5/2/2012 10:56	64.6	5/2/2012 20:06	64.5
29/1/2012 14:21	64.2	30/1/2012 19:31	62.8	1/2/2012 20:41	61.9	3/2/2012 21:51	63.0	5/2/2012 11:01	64.1	5/2/2012 20:11	62.0
29/1/2012 14:26	63.8	30/1/2012 19:36	63.2	1/2/2012 20:46	62.2	3/2/2012 21:56	61.9	5/2/2012 11:06	64.8	5/2/2012 20:16	61.2
29/1/2012 14:31	63.0	30/1/2012 19:41	63.1	1/2/2012 20:51	62.1	3/2/2012 22:01	63.8	5/2/2012 11:11	63.3	5/2/2012 20:21	61.5
29/1/2012 14:36	63.9	30/1/2012 19:46	62.9	1/2/2012 20:56	61.9	3/2/2012 22:06	62.3	5/2/2012 11:16	64.3	5/2/2012 20:26	61.3
29/1/2012 14:41	63.3	30/1/2012 19:51	62.6	1/2/2012 21:01	62.7	3/2/2012 22:11	62.3	5/2/2012 11:21	62.4	5/2/2012 20:31	62.1
29/1/2012 14:46	63.6	30/1/2012 19:56	63.1	1/2/2012 21:06	62.1	3/2/2012 22:16	63.3	5/2/2012 11:26	62.9	5/2/2012 20:36	62.4
29/1/2012 14:51	63.5	30/1/2012 20:01	62.8	1/2/2012 21:11	62.4	3/2/2012 22:21	63.0	5/2/2012 11:31	63.3	5/2/2012 20:41	62.1

Real-time Noise Data RTN2 (Oil Street Community Liaison Centre)

5/2/2012 20:46	61.3	7/2/2012 21:56	62.1	10/2/2012 19:06	65.5	12/2/2012 8:16	63.2	12/2/2012 17:26	63.2	13/2/2012 22:36	61.1
5/2/2012 20:51	61.0	7/2/2012 22:01	61.8	10/2/2012 19:11	64.6	12/2/2012 8:21	63.8	12/2/2012 17:31	63.9	13/2/2012 22:41	60.8
5/2/2012 20:56	61.6	7/2/2012 22:06	62.2	10/2/2012 19:16	64.4	12/2/2012 8:26	63.5	12/2/2012 17:36	63.7	13/2/2012 22:46	62.2
5/2/2012 21:01	62.0	7/2/2012 22:11	62.2	10/2/2012 19:21	64.1	12/2/2012 8:31	63.9	12/2/2012 17:41	63.3	13/2/2012 22:51	61.4
5/2/2012 21:06	61.5	7/2/2012 22:16	63.6	10/2/2012 19:26	65.8	12/2/2012 8:36	63.5	12/2/2012 17:46	63.8	13/2/2012 22:56	61.3
5/2/2012 21:11	61.9	7/2/2012 22:21	62.6	10/2/2012 19:31	65.7	12/2/2012 8:41	63.4	12/2/2012 17:51	64.5	14/2/2012 19:01	63.7
5/2/2012 21:16	62.6	7/2/2012 22:26	62.9	10/2/2012 19:36	64.1	12/2/2012 8:46	63.4	12/2/2012 17:56	63.8	14/2/2012 19:06	63.8
5/2/2012 21:21	62.3	7/2/2012 22:31	62.1	10/2/2012 19:41	63.5	12/2/2012 8:51	64.5	12/2/2012 18:01	62.9	14/2/2012 19:11	63.8
5/2/2012 21:26	62.2	7/2/2012 22:36	61.9	10/2/2012 19:46	62.8	12/2/2012 8:56	65.0	12/2/2012 18:06	63.4	14/2/2012 19:16	63.8
5/2/2012 21:31	62.5	7/2/2012 22:41	62.4	10/2/2012 19:51	63.4	12/2/2012 9:01	65.2	12/2/2012 18:11	63.8	14/2/2012 19:21	63.8
5/2/2012 21:36	61.5	7/2/2012 22:46	62.7	10/2/2012 19:56	63.3	12/2/2012 9:06	64.4	12/2/2012 18:16	63.3	14/2/2012 19:26	63.6
5/2/2012 21:41	61.7	7/2/2012 22:51	61.7	10/2/2012 20:01	63.2	12/2/2012 9:11	64.2	12/2/2012 18:21	63.3	14/2/2012 19:31	63.5
5/2/2012 21:46	63.8	7/2/2012 22:56	62.1	10/2/2012 20:06	63.2	12/2/2012 9:16	64.4	12/2/2012 18:26	63.3	14/2/2012 19:36	63.2
5/2/2012 21:51	64.6	8/2/2012 19:01	64.9	10/2/2012 20:11	63.3	12/2/2012 9:21	64.8	12/2/2012 18:31	63.5	14/2/2012 19:41	63.2
5/2/2012 21:56	64.6	8/2/2012 19:06	64.4	10/2/2012 20:16	63.2	12/2/2012 9:26	64.9	12/2/2012 18:36	63.5	14/2/2012 19:46	63.4
5/2/2012 22:01	61.8	8/2/2012 19:11	65.2	10/2/2012 20:21	63.5	12/2/2012 9:31	64.6	12/2/2012 18:41	63.4	14/2/2012 19:51	63.3
5/2/2012 22:06	61.7	8/2/2012 19:16	64.5	10/2/2012 20:26	62.8	12/2/2012 9:36	64.0	12/2/2012 18:46	63.4	14/2/2012 19:56	63.1
5/2/2012 22:11	62.3	8/2/2012 19:21	62.4	10/2/2012 20:31	62.9	12/2/2012 9:41	64.0	12/2/2012 18:51	63.4	14/2/2012 20:01	63.0
5/2/2012 22:16	62.2	8/2/2012 19:26	64.1	10/2/2012 20:36	63.4	12/2/2012 9:46	64.1	12/2/2012 18:56	63.7	14/2/2012 20:06	62.5
5/2/2012 22:21	62.9	8/2/2012 19:31	64.2	10/2/2012 20:41	62.4	12/2/2012 9:51	64.0	12/2/2012 19:01	63.5	14/2/2012 20:11	63.0
5/2/2012 22:26	62.1	8/2/2012 19:36	63.8	10/2/2012 20:46	62.9	12/2/2012 9:56	63.4	12/2/2012 19:06	64.5	14/2/2012 20:16	62.1
5/2/2012 22:31	62.1	8/2/2012 19:41	64.2	10/2/2012 20:51	63.4	12/2/2012 10:01	63.4	12/2/2012 19:11	63.5	14/2/2012 20:21	62.4
5/2/2012 22:36	61.4	8/2/2012 19:46	63.5	10/2/2012 20:56	62.7	12/2/2012 10:06	64.1	12/2/2012 19:16	63.7	14/2/2012 20:26	63.5
5/2/2012 22:41	61.7	8/2/2012 19:51	64.1	10/2/2012 21:01	62.0	12/2/2012 10:11	63.6	12/2/2012 19:21	63.7	14/2/2012 20:31	62.8
5/2/2012 22:46	65.3	8/2/2012 19:56	63.6	10/2/2012 21:06	62.9	12/2/2012 10:16	63.4	12/2/2012 19:26	63.5	14/2/2012 20:36	62.4
5/2/2012 22:51	65.6	8/2/2012 20:01	63.8	10/2/2012 21:11	62.3	12/2/2012 10:21	63.3	12/2/2012 19:31	64.6	14/2/2012 20:41	62.6
5/2/2012 22:56	61.8	8/2/2012 20:06	63.6	10/2/2012 21:16	62.6	12/2/2012 10:26	64.0	12/2/2012 19:36	63.5	14/2/2012 20:46	62.4
6/2/2012 19:01	63.2	8/2/2012 20:11	64.9	10/2/2012 21:21	62.6	12/2/2012 10:31	66.4	12/2/2012 19:41	65.1	14/2/2012 20:51	62.4
6/2/2012 19:06	62.7	8/2/2012 20:16	63.7	10/2/2012 21:26	62.7	12/2/2012 10:36	63.5	12/2/2012 19:46	63.8	14/2/2012 20:56	62.2
6/2/2012 19:11	63.4	8/2/2012 20:21	64.4	10/2/2012 21:31	63.2	12/2/2012 10:41	62.4	12/2/2012 19:51	63.4	14/2/2012 21:01	62.4
6/2/2012 19:16	63.5	8/2/2012 20:26	63.5	10/2/2012 21:36	62.3	12/2/2012 10:46	63.0	12/2/2012 19:56	63.4	14/2/2012 21:06	62.2
6/2/2012 19:21	63.2	8/2/2012 20:31	65.0	10/2/2012 21:41	62.2	12/2/2012 10:51	62.1	12/2/2012 20:01	63.3	14/2/2012 21:11	61.7
6/2/2012 19:26	62.7	8/2/2012 20:36	63.7	10/2/2012 21:46	62.8	12/2/2012 10:56	62.1	12/2/2012 20:06	62.9	14/2/2012 21:16	61.9
6/2/2012 19:31	63.4	8/2/2012 20:41	63.4	10/2/2012 21:51	62.1	12/2/2012 11:01	61.8	12/2/2012 20:11	63.2	14/2/2012 21:21	61.5
6/2/2012 19:36	63.3	8/2/2012 20:46	63.3	10/2/2012 21:56	62.2	12/2/2012 11:06	62.1	12/2/2012 20:16	62.7	14/2/2012 21:26	62.4
6/2/2012 19:41	62.7	8/2/2012 20:51	63.4	10/2/2012 22:01	62.1	12/2/2012 11:11	64.2	12/2/2012 20:21	63.6	14/2/2012 21:31	61.5
6/2/2012 19:46	62.6	8/2/2012 20:56	63.7	10/2/2012 22:06	62.8	12/2/2012 11:16	62.6	12/2/2012 20:26	62.5	14/2/2012 21:36	62.1
6/2/2012 19:51	63.0	8/2/2012 21:01	63.2	10/2/2012 22:11	62.3	12/2/2012 11:21	62.3	12/2/2012 20:31	63.1	14/2/2012 21:41	61.8
6/2/2012 19:56	63.7	8/2/2012 21:06	63.0	10/2/2012 22:16	62.7	12/2/2012 11:26	64.0	12/2/2012 20:36	63.4	14/2/2012 21:46	61.5
6/2/2012 20:01	63.2	8/2/2012 21:11	63.3	10/2/2012 22:21	62.4	12/2/2012 11:31	63.8	12/2/2012 20:41	62.9	14/2/2012 21:51	62.5
6/2/2012 20:06	63.4	8/2/2012 21:16	63.2	10/2/2012 22:26	62.5	12/2/2012 11:36	63.7	12/2/2012 20:46	63.3	14/2/2012 21:56	61.8
6/2/2012 20:11	63.1	8/2/2012 21:21	63.8	10/2/2012 22:31	62.8	12/2/2012 11:41	48.8	12/2/2012 20:51	62.8	14/2/2012 22:01	61.7
6/2/2012 20:16	62.7	8/2/2012 21:26	63.4	10/2/2012 22:36	63.0	12/2/2012 11:46	67.4	12/2/2012 20:56	63.0	14/2/2012 22:06	61.5
6/2/2012 20:21	62.6	8/2/2012 21:31	63.2	10/2/2012 22:41	62.0	12/2/2012 11:51	65.9	12/2/2012 21:01	63.4	14/2/2012 22:11	61.4
6/2/2012 20:26	62.8	8/2/2012 21:36	63.6	10/2/2012 22:46	62.6	12/2/2012 11:56	66.2	12/2/2012 21:06	62.9	14/2/2012 22:16	61.5
6/2/2012 20:31	62.9	8/2/2012 21:41	63.6	10/2/2012 22:51	63.6	12/2/2012 12:01	66.2	12/2/2012 21:11	63.0	14/2/2012 22:21	63.0
6/2/2012 20:36	62.7	8/2/2012 21:46	63.1	10/2/2012 22:56	63.8	12/2/2012 12:06	61.2	12/2/2012 21:16	63.1	14/2/2012 22:26	61.4
6/2/2012 20:41	63.0	8/2/2012 21:51	63.5	11/2/2012 19:01	62.7	12/2/2012 12:11	46.6	12/2/2012 21:21	62.9	14/2/2012 22:31	61.4
6/2/2012 20:46	63.4	8/2/2012 21:56	63.1	11/2/2012 19:06	63.2	12/2/2012 12:16	53.7	12/2/2012 21:26	63.3	14/2/2012 22:36	63.7
6/2/2012 20:51	62.9	8/2/2012 22:01	63.1	11/2/2012 19:11	63.3	12/2/2012 12:21	63.1	12/2/2012 21:31	62.6	14/2/2012 22:41	61.4
6/2/2012 20:56	62.7	8/2/2012 22:06	63.6	11/2/2012 19:16	64.0	12/2/2012 12:26	66.2	12/2/2012 21:36	62.5	14/2/2012 22:46	62.7
6/2/2012 21:01	62.7	8/2/2012 22:11	63.7	11/2/2012 19:21	64.3	12/2/2012 12:31	66.2	12/2/2012 21:41	63.1	14/2/2012 22:51	62.1
6/2/2012 21:06	62.4	8/2/2012 22:16	62.8	11/2/2012 19:26	63.9	12/2/2012 12:36	67.9	12/2/2012 21:46	63.0	14/2/2012 22:56	61.8
6/2/2012 21:11	62.2	8/2/2012 22:21	63.4	11/2/2012 19:31	64.5	12/2/2012 12:41	66.8	12/2/2012 21:51	64.2	15/2/2012 19:01	63.0
6/2/2012 21:16	62.6	8/2/2012 22:26	63.1	11/2/2012 19:36	63.7	12/2/2012 12:46	63.1	12/2/2012 21:56	63.7	15/2/2012 19:06	62.8
6/2/2012 21:21	62.6	8/2/2012 22:31	63.2	11/2/2012 19:41	64.0	12/2/2012 12:51	61.9	12/2/2012 22:01	62.7	15/2/2012 19:11	62.9
6/2/2012 21:26	62.8	8/2/2012 22:36	63.5	11/2/2012 19:46	64.1	12/2/2012 12:56	63.8	12/2/2012 22:06	62.5	15/2/2012 19:16	63.6
6/2/2012 21:31	62.2	8/2/2012 22:41	63.3	11/2/2012 19:51	64.3	12/2/2012 13:01	62.1	12/2/2012 22:11	62.6	15/2/2012 19:21	64.4
6/2/2012 21:36	61.9	8/2/2012 22:46	63.5	11/2/2012 19:56	64.1	12/2/2012 13:06	61.6	12/2/2012 22:16	62.1	15/2/2012 19:26	63.1
6/2/2012 21:41	61.9	8/2/2012 22:51	63.3	11/2/2012 20:01	64.0	12/2/2012 13:11	61.5	12/2/2012 22:21	61.8	15/2/2012 19:31	63.5
6/2/2012 21:46	63.0	8/2/2012 22:56	63.4	11/2/2012 20:06	65.1	12/2/2012 13:16	62.2	12/2/2012 22:26	62.1	15/2/2012 19:36	63.9
6/2/2012 21:51	62.0	9/2/2012 19:01	64.4	11/2/2012 20:11	63.9	12/2/2012 13:21	62.1	12/2/2012 22:31	61.9	15/2/2012 19:41	63.0
6/2/2012 21:56	61.9	9/2/2012 19:06	64.2	11/2/2012 20:16	63.9	12/2/2012 13:26	61.7	12/2/2012 22:36	61.8	15/2/2012 19:46	63.7
6/2/2012 22:01	62.7	9/2/2012 19:11	64.5	11/2/2012 20:21	64.1	12/2/2012 13:31	61.8	12/2/2012 22:41	61.4	15/2/2012 19:51	62.9
6/2/2012 22:06	62.2	9/2/2012 19:16	64.0	11/2/2012 20:26	63.9	12/2/2012 13:36	61.3	12/2/2012 22:46	62.2	15/2/2012 19:56	62.4
6/2/2012 22:11	62.0	9/2/2012 19:21	63.1	11/2/2012 20:31	63.3	12/2/2012 13:41	61.1	12/2/2012 22:51	61.6	15/2/2012 20:01	62.2
6/2/2012 22:16	62.9	9/2/2012 19:26	63.5	11/2/2012 20:36	64.0	12/2/2012 13:46	60.8	12/2/2012 22:56	60.5	15/2/2012 20:06	63.8
6/2/2012 22:21	62.1	9/2/2012 19:31	63.8	11/2/2012 20:41	63.8	12/2/2012 13:51	60.7	13/2/2012 19:01	63.7	15/2/2012 20:11	62.5
6/2/2012 22:26	63.0	9/2/2012 19:36	63.4	11/2/2012 20:46	63.7	12/2/2012 13:56	60.3	13/2/2012 19:06	67.5	15/2/2012 20:16	61.6
6/2/2012 22:31	62.1	9/2/2012 19:41	63.2	11/2/2012 20:51	65.7	12/2/2012 14:01	61.8	13/2/2012 19:11	64.2	15/2/2012 20:21	62.8
6/2/2012 22:36	63.1	9/2/2012 19:46	63.2	11/2/2012 20:56	65.4	12/2/2012 14:06	62.3	13/2/2012 19:16	63.8	15/2/2012 20:26	62.3
6/2/2012 22:41	62.6	9/2/2012 19:51	63.4	11/2/2012 21:01	62.2	12/2/2012 14:11	61.9	13/2/2012 19:21	64.5	15/2/2012 20:31	62.8
6/2/2012 22:46	63.1	9/2/2012 19:56	63.0	11/2/2012 21:06	61.9	12/2/2012 14:16	61.4	13/2/2012 19:26	65.2	15/2/2012 20:36	61.6
6/2/2012 22:51	64.1	9/2/2012 20:01	63.3	11/2/2012 21:11	62.1	12/2/2012 14:21	62.2	13/2/2012 19:31	63.6	15/2/2012 20:41	61.6
6/2/2012 22:56	62.4	9/2/2012 20:06	63.1	11/2/2012 21:16	62.1	12/2/2012 14:26	62.0	13/2/2012 19:36	63.8	15/2/2012 20:46	61.4
7/2/2012 19:01	63.5	9/2/2012 20:11	63.5	11/2/2012 21:21	63.3	12/2/2012 14:31	62.4	13/2/2012 19:41	63.9	15/2/2012 20:51	61.5
7/2/2012 19:06	63.0	9/2/2012 20:16	63.0	11/2/2012 21:26	61.9	12/2/2012 14:36	63.1	13/2/2012 19:46	63.4	15/2/2012 20:56	61.0
7/2/2012 19:11	63.3	9/2/2012 20:21	63.5	11/2/2012 21:31	62.0	12/2/2012 14:41	67.8	13/2/2012 19:51	63.3	15/2/2012 21:01	61.2
7/2/2012 19:16	63.1	9/2/2012 20:26	63.2	11/2/2012 21:36	62.6	12/2/2012 14:46	63.5	13/2/2012 19:56	63.3	15/2/2012 21:06	61.5
7/2/2012 19:21	63.3	9/2/2012 20:31	64.6	11/2/2012 21:41	63.4	12/2/2012 14:51	64.6	13/2/2012 20:01	63.3	15/2/2012 21:11	61.1
7/2/2012 19:26	63.0	9/2/2012 20:36	63.6	11/2/2012 21:46	63.9	12/2/2012 14:56	64.8	13/2/2012 20:06	64.6	15/2/2012 21:16	61.9
7/2/2012 19:31	62.8	9/2/2012 20:41	63.7	11/2/2012 21:51	64.8	12/2/2012 15:01	63.3	13/2/2012 20:11	63.4	15/2/2012 21:21	62.5
7/2/2012 19:36	62.8	9/2/2012 20:46	63.4	11/2/2012 21:56	65.1	12/2/2012 15:06	63.7	13/2/2012 20:16	62.8	15/2/2012 21:26	62.1
7/2/2012 19:41	62.1	9/2/2012 20:51	63.3	11/2/2012 22:01	64.0	12/2/2012 15:11	62.8	13/2/2012 20:21	62.6	15/2/2012 21:31	61.0
7/2/2012 19:46	63.2	9/2/2012 20:56	63.0	11/2/2012 22:06	63.7	12/2/2012 15:16	64.1	13/2/2012 20:26	62.7	15/2/2012 21:36	61.8
7/2/2012 19:51	63.5	9/2/2012 21:01	62.8	11/2/2012 22:11	64.3	12/2/2012 15:21	64.9	13/2/2012 20:31	61.0	15/2/2012 21:41	62.1
7/2/2012 19:56	62.6	9/2/2012 21:06	63.0	11/2/2012 22:16	63.6	12/2/2012 15:26	63.3	13/2/2012 20:36	61.5	15/2/2012 21:46	61.9
7/2/2012 20:01	63.3	9/2/2012 21:11	62.7	11/2/2012 22:21	63.4	12/2/2012 15:31	62.1	13/2/2012 20:41	62.1	15/2/2012 21:51	61.9
7/2/2012 20:06	62.7	9/2/2012 21:16	63.3	11/2/2012 22:26	63.1	12/2/2012 15:36	61.9	13/2/2012 20:46	61.2	15/2/2012 21:56	61.8
7/2/2012 20:11	62.4	9/2/2012 21:21	63.1	11/2/2012 22:31	63.6	12/2/2012 15:41	62.0	13/2/2012 20:51	62.8	15/2/2012 22:01	61.8
7/2/2012 20:16	62.4	9/2/2012 21:26	62.9	11/2/2012 22:36	64.2	12/2/2012 15:46	61.9	13/2/2012 20:56	62.0	15/2/2012 22:06	62.1
7/2/2012 20:21	63.1	9/2/2012 21:31	62.7	11/2/2012 22:41	63.2	12/2/2012 15:51	64.4	13/2/2012 21:01	61.5	15/2/2012 22:11	61.3
7/2/2012 20:26	63.1	9/2/2012 21:36	63.1	11/2/2012 22:46	63.4	12/2/2012 15:56	61.9	13/2/2012 21:06	61.9	15/2/2012 22:16	61.5
7/2/2012 20:31	62.4	9/2/2012 21:41	62.9	11/2/2012 22:51	62.0	12/2/2012 16:01	62.0	13/2/2012 21:11	61.7	15/2/2012 22:21	61.1
7/2/2012 20:36	62.8	9/2/2012 21:46	62.8	11/2/2012 22:56	63.2	12/2/2012 16:06	61.7	13/2/2012 21:16	62.4	15/2/2012 22:26	61.5
7/2/2012 20:41	61.9	9/2/2012 21:51	62.5	12/2/2012 7:01	61.2	12/2/2012 16:11	61.7	13/2/2012 21:21	61.6	15/2/2012 22:31	61.7
7/2/2012 20:46	61.8	9/2/2012 21:56	62.2	12/2/2012 7:06	62.3	12/2/2012 16:16	62.1	13/2/2012 21:26	62.4	15/2/2012 22:36	61.5
7/2/2012 20:51	62.4	9/2/2012 22:01	62.4	12/2/2012 7:11	62.0	12/2/2012 16:21	63.1	13/2/2012 21:31	61.7	15/2/2012 22:41	61.7
7/2/2012 20:56	62.7	9/2/2012 22:06	62.5	12/2/2012 7:16	61.0	12/2/2012 16:26	62.8	13/2/2012 21:36	61.5	15/2/2012 22:46	62.4
7/2/2012 21:01	62.7	9/2/2012 22:11	62.7	12/2/2012 7:21	61.2	12/2/2012 16:31	62.6	13/2/2012 21:41	61.7	15/2/2012 22:51	61.8
7/2/2012 21:06	64.1	9/2/2012 22:16	62.7	12/2/2012 7:26	62.0	12/2/2012 16:36	62.8	13/2/2012 21:46	62.7	15/2/2012 22:56	61.0
7/2/2012 21:11	62.7	9/2/2012 22:21	62.7	12/2/2012 7:31	62.1	12/2/2012 16:41	63.2	13/2/2012 21:51	61.2	16/2/2012 19:01	49.6
7/2/2012 21:16	64.1	9/2/2012 22:26	62.8	12/2/2012 7:36	61.5	12/2/2012 16:46	63.6	13/2/2012 21:56	61.8	16/2/2012 19:06	65.2
7/2/2012 21:21	63.4	9/2/2012 22:31	62.3	12/2/2012 7:41	63.5	12/2/2012 16:51	63.2	13/2/2012 22:01	61.5	16/2/2012 19:11	65.1
7/2/2012 21:26	62.4	9/2/2012 22:36	62.6	12/2/2012 7:46	61.1	12/2/2012 16:56	63.4	13/2/2012 22:06	61.2	16/2/2012 19:16	64.1
7/2/2012 21:31	61.8	9/2/2012 22:41	62.6	12/2/2012 7:51	62.7	12/2/2012 17:01	63.5	13/2/2012 22:11	61.3	16/2/2012 19:21	63.8
7/2/2012 21:36	64.2	9/2/2012 22:46	62.9	12/2/2012 7:56	62.3	12/2/2012 17:06	63.6	13/2/2012 22:16	61.9	16/2/2012 19:26	63.3
7/2/2012 21:41	62.9	9/2/2012 22:51	62.9	12/2/2012 8:01	62.8	12/2/2012 17:11	65.3	13/2/2012 22:21	61.9	16/2/2012 19:31	63.3
7/2/2012 21:46	62.0	9/2/2012 22:56	63.2	12/2/2012 8:06	63.4	12/2/2012 17:16	62.9	13/2/2012 22:26	62.0	16/2/2012 19:36	63.9
7/2/2012 21:51	62.2	10/2/2012 19:01	66.1	12/2/2012 8:11	64.0	12/2/2012 17:21	63.1	13/2/2012 22:31	61.9	16/2/2012 19:41	63.9

Real-time Noise Data RTN2 (Oil Street Community Liaison Centre)

16/2/2012 19:46	63.4	18/2/2012 20:56	64.2	19/2/2012 14:06	63.7	20/2/2012 19:16	64.4	22/2/2012 20:26	62.5	24/2/2012 21:36	62.6
16/2/2012 19:51	63.6	18/2/2012 21:01	62.1	19/2/2012 14:11	60.9	20/2/2012 19:21	64.2	22/2/2012 20:31	62.6	24/2/2012 21:41	62.3
16/2/2012 19:56	62.6	18/2/2012 21:06	63.6	19/2/2012 14:16	60.8	20/2/2012 19:26	63.0	22/2/2012 20:36	63.6	24/2/2012 21:46	62.4
16/2/2012 20:01	64.0	18/2/2012 21:11	61.7	19/2/2012 14:21	60.9	20/2/2012 19:31	62.8	22/2/2012 20:41	63.2	24/2/2012 21:51	63.0
16/2/2012 20:06	62.3	18/2/2012 21:16	62.9	19/2/2012 14:26	60.8	20/2/2012 19:36	63.1	22/2/2012 20:46	62.0	24/2/2012 21:56	62.6
16/2/2012 20:11	62.8	18/2/2012 21:21	61.9	19/2/2012 14:31	61.2	20/2/2012 19:41	62.8	22/2/2012 20:51	64.4	24/2/2012 22:01	63.9
16/2/2012 20:16	62.9	18/2/2012 21:26	62.7	19/2/2012 14:36	62.5	20/2/2012 19:46	62.7	22/2/2012 20:56	62.3	24/2/2012 22:06	63.4
16/2/2012 20:21	62.4	18/2/2012 21:31	63.1	19/2/2012 14:41	61.6	20/2/2012 19:51	62.9	22/2/2012 21:01	62.3	24/2/2012 22:11	62.8
16/2/2012 20:26	62.7	18/2/2012 21:36	61.8	19/2/2012 14:46	61.2	20/2/2012 19:56	62.4	22/2/2012 21:06	62.6	24/2/2012 22:16	62.7
16/2/2012 20:31	62.5	18/2/2012 21:41	62.5	19/2/2012 14:51	64.1	20/2/2012 20:01	62.7	22/2/2012 21:11	61.9	24/2/2012 22:21	62.6
16/2/2012 20:36	62.2	18/2/2012 21:46	62.8	19/2/2012 14:56	67.4	20/2/2012 20:06	63.4	22/2/2012 21:16	61.9	24/2/2012 22:26	62.4
16/2/2012 20:41	62.3	18/2/2012 21:51	61.7	19/2/2012 15:01	67.8	20/2/2012 20:11	62.3	22/2/2012 21:21	62.6	24/2/2012 22:31	62.8
16/2/2012 20:46	62.3	18/2/2012 21:56	63.0	19/2/2012 15:06	64.3	20/2/2012 20:16	63.0	22/2/2012 21:26	63.9	24/2/2012 22:36	63.6
16/2/2012 20:51	62.3	18/2/2012 22:01	62.7	19/2/2012 15:11	63.1	20/2/2012 20:21	64.2	22/2/2012 21:31	62.0	24/2/2012 22:41	62.1
16/2/2012 20:56	62.6	18/2/2012 22:06	62.6	19/2/2012 15:16	63.2	20/2/2012 20:26	62.0	22/2/2012 21:36	61.6	24/2/2012 22:46	62.1
16/2/2012 21:01	61.7	18/2/2012 22:11	62.8	19/2/2012 15:21	64.1	20/2/2012 20:31	63.7	22/2/2012 21:41	61.4	24/2/2012 22:51	62.6
16/2/2012 21:06	62.0	18/2/2012 22:16	61.8	19/2/2012 15:26	62.9	20/2/2012 20:36	62.2	22/2/2012 21:46	64.1	24/2/2012 22:56	63.0
16/2/2012 21:11	61.8	18/2/2012 22:21	62.9	19/2/2012 15:31	62.0	20/2/2012 20:41	63.6	22/2/2012 21:51	61.9	25/2/2012 19:01	56.9
16/2/2012 21:16	61.6	18/2/2012 22:26	62.9	19/2/2012 15:36	62.4	20/2/2012 20:46	62.0	22/2/2012 21:56	62.0	25/2/2012 19:06	67.0
16/2/2012 21:21	62.0	18/2/2012 22:31	63.3	19/2/2012 15:41	65.4	20/2/2012 20:51	62.0	22/2/2012 22:01	61.7	25/2/2012 19:11	67.1
16/2/2012 21:26	62.4	18/2/2012 22:36	62.8	19/2/2012 15:46	65.0	20/2/2012 20:56	61.4	22/2/2012 22:06	61.7	25/2/2012 19:16	66.9
16/2/2012 21:31	62.5	18/2/2012 22:41	61.9	19/2/2012 15:51	63.1	20/2/2012 21:01	61.6	22/2/2012 22:11	62.3	25/2/2012 19:21	67.1
16/2/2012 21:36	62.8	18/2/2012 22:46	62.5	19/2/2012 15:56	63.3	20/2/2012 21:06	62.4	22/2/2012 22:16	61.7	25/2/2012 19:26	65.2
16/2/2012 21:41	62.5	18/2/2012 22:51	62.1	19/2/2012 16:01	63.1	20/2/2012 21:11	62.6	22/2/2012 22:21	61.4	25/2/2012 19:31	52.3
16/2/2012 21:46	62.7	18/2/2012 22:56	62.7	19/2/2012 16:06	61.9	20/2/2012 21:16	61.6	22/2/2012 22:26	61.7	25/2/2012 19:36	68.2
16/2/2012 21:51	63.5	19/2/2012 7:01	60.8	19/2/2012 16:11	62.3	20/2/2012 21:21	62.0	22/2/2012 22:31	61.6	25/2/2012 19:41	59.4
16/2/2012 21:56	61.8	19/2/2012 7:06	62.4	19/2/2012 16:16	63.4	20/2/2012 21:26	62.7	22/2/2012 22:36	61.4	25/2/2012 19:46	53.0
16/2/2012 22:01	61.4	19/2/2012 7:11	62.9	19/2/2012 16:21	63.2	20/2/2012 21:31	61.9	22/2/2012 22:41	62.6	25/2/2012 19:51	67.7
16/2/2012 22:06	61.9	19/2/2012 7:16	62.6	19/2/2012 16:26	62.9	20/2/2012 21:36	61.4	22/2/2012 22:46	62.5	25/2/2012 19:56	65.7
16/2/2012 22:11	62.7	19/2/2012 7:21	63.5	19/2/2012 16:31	64.5	20/2/2012 21:41	61.5	22/2/2012 22:51	60.7	25/2/2012 20:01	62.1
16/2/2012 22:16	62.6	19/2/2012 7:26	63.5	19/2/2012 16:36	64.9	20/2/2012 21:46	61.9	22/2/2012 22:56	61.0	25/2/2012 20:06	62.8
16/2/2012 22:21	61.3	19/2/2012 7:31	64.8	19/2/2012 16:41	68.1	20/2/2012 21:51	62.6	23/2/2012 19:01	63.8	25/2/2012 20:11	62.5
16/2/2012 22:26	61.7	19/2/2012 7:36	63.6	19/2/2012 16:46	63.7	20/2/2012 21:56	62.4	23/2/2012 19:06	63.7	25/2/2012 20:16	61.1
16/2/2012 22:31	61.9	19/2/2012 7:41	65.6	19/2/2012 16:51	64.7	20/2/2012 22:01	62.5	23/2/2012 19:11	63.6	25/2/2012 20:21	61.1
16/2/2012 22:36	62.0	19/2/2012 7:46	63.6	19/2/2012 16:56	63.5	20/2/2012 22:06	63.3	23/2/2012 19:16	63.4	25/2/2012 20:26	60.8
16/2/2012 22:41	62.5	19/2/2012 7:51	62.2	19/2/2012 17:01	62.1	20/2/2012 22:11	62.1	23/2/2012 19:21	63.2	25/2/2012 20:31	62.3
16/2/2012 22:46	62.6	19/2/2012 7:56	62.8	19/2/2012 17:06	62.9	20/2/2012 22:16	61.5	23/2/2012 19:26	63.6	25/2/2012 20:36	60.9
16/2/2012 22:51	62.1	19/2/2012 8:01	62.8	19/2/2012 17:11	63.5	20/2/2012 22:21	62.1	23/2/2012 19:31	63.4	25/2/2012 20:41	62.6
16/2/2012 22:56	61.7	19/2/2012 8:06	61.8	19/2/2012 17:16	62.9	20/2/2012 22:26	61.5	23/2/2012 19:36	63.8	25/2/2012 20:46	64.2
17/2/2012 19:01	63.7	19/2/2012 8:11	63.0	19/2/2012 17:21	62.8	20/2/2012 22:31	62.3	23/2/2012 19:41	64.2	25/2/2012 20:51	63.1
17/2/2012 19:06	62.7	19/2/2012 8:16	62.7	19/2/2012 17:26	63.0	20/2/2012 22:36	62.2	23/2/2012 19:46	64.3	25/2/2012 20:56	63.4
17/2/2012 19:11	63.5	19/2/2012 8:21	63.2	19/2/2012 17:31	63.2	20/2/2012 22:41	61.9	23/2/2012 19:51	63.3	25/2/2012 21:01	63.1
17/2/2012 19:16	62.8	19/2/2012 8:26	67.1	19/2/2012 17:36	63.0	20/2/2012 22:46	60.9	23/2/2012 19:56	63.1	25/2/2012 21:06	62.9
17/2/2012 19:21	62.9	19/2/2012 8:31	62.9	19/2/2012 17:41	62.6	20/2/2012 22:51	61.2	23/2/2012 20:01	63.6	25/2/2012 21:11	62.8
17/2/2012 19:26	64.0	19/2/2012 8:36	64.2	19/2/2012 17:46	65.1	20/2/2012 22:56	61.5	23/2/2012 20:06	63.3	25/2/2012 21:16	62.7
17/2/2012 19:31	62.6	19/2/2012 8:41	63.3	19/2/2012 17:51	63.9	21/2/2012 19:01	63.6	23/2/2012 20:11	63.1	25/2/2012 21:21	62.0
17/2/2012 19:36	63.0	19/2/2012 8:46	63.9	19/2/2012 17:56	63.6	21/2/2012 19:06	63.1	23/2/2012 20:16	63.0	25/2/2012 21:26	62.9
17/2/2012 19:41	63.3	19/2/2012 8:51	62.2	19/2/2012 18:01	65.4	21/2/2012 19:11	63.7	23/2/2012 20:21	64.4	25/2/2012 21:31	63.0
17/2/2012 19:46	63.5	19/2/2012 8:56	62.8	19/2/2012 18:06	67.2	21/2/2012 19:16	63.0	23/2/2012 20:26	63.7	25/2/2012 21:36	62.4
17/2/2012 19:51	62.7	19/2/2012 9:01	64.8	19/2/2012 18:11	66.6	21/2/2012 19:21	62.8	23/2/2012 20:31	63.1	25/2/2012 21:41	62.9
17/2/2012 19:56	62.6	19/2/2012 9:06	63.2	19/2/2012 18:16	64.5	21/2/2012 19:26	62.4	23/2/2012 20:36	63.3	25/2/2012 21:46	62.4
17/2/2012 20:01	63.8	19/2/2012 9:11	62.5	19/2/2012 18:21	64.6	21/2/2012 19:31	63.1	23/2/2012 20:41	63.2	25/2/2012 21:51	62.3
17/2/2012 20:06	62.5	19/2/2012 9:16	62.6	19/2/2012 18:26	64.4	21/2/2012 19:36	63.2	23/2/2012 20:46	66.2	25/2/2012 21:56	63.7
17/2/2012 20:11	62.6	19/2/2012 9:21	62.8	19/2/2012 18:31	67.5	21/2/2012 19:41	63.1	23/2/2012 20:51	63.6	25/2/2012 22:01	62.2
17/2/2012 20:16	62.4	19/2/2012 9:26	64.0	19/2/2012 18:36	63.5	21/2/2012 19:46	63.0	23/2/2012 20:56	63.6	25/2/2012 22:06	61.6
17/2/2012 20:21	63.0	19/2/2012 9:31	63.0	19/2/2012 18:41	62.0	21/2/2012 19:51	62.7	23/2/2012 21:01	63.3	25/2/2012 22:11	61.8
17/2/2012 20:26	62.6	19/2/2012 9:36	62.6	19/2/2012 18:46	62.4	21/2/2012 19:56	62.8	23/2/2012 21:06	63.3	25/2/2012 22:16	61.8
17/2/2012 20:31	62.9	19/2/2012 9:41	65.6	19/2/2012 18:51	60.6	21/2/2012 20:01	62.7	23/2/2012 21:11	62.6	25/2/2012 22:21	62.2
17/2/2012 20:36	63.3	19/2/2012 9:46	64.8	19/2/2012 18:56	61.3	21/2/2012 20:06	62.7	23/2/2012 21:16	63.6	25/2/2012 22:26	61.7
17/2/2012 20:41	61.9	19/2/2012 9:51	63.2	19/2/2012 19:01	62.1	21/2/2012 20:11	62.1	23/2/2012 21:21	63.8	25/2/2012 22:31	65.9
17/2/2012 20:46	62.0	19/2/2012 9:56	63.0	19/2/2012 19:06	62.3	21/2/2012 20:16	62.6	23/2/2012 21:26	63.1	25/2/2012 22:36	61.3
17/2/2012 20:51	62.8	19/2/2012 10:01	62.5	19/2/2012 19:11	62.5	21/2/2012 20:21	64.0	23/2/2012 21:31	63.1	25/2/2012 22:41	61.0
17/2/2012 20:56	61.6	19/2/2012 10:06	61.7	19/2/2012 19:16	63.8	21/2/2012 20:26	62.9	23/2/2012 21:36	63.3	25/2/2012 22:46	62.3
17/2/2012 21:01	62.4	19/2/2012 10:11	62.8	19/2/2012 19:21	63.0	21/2/2012 20:31	64.0	23/2/2012 21:41	63.3	25/2/2012 22:51	62.5
17/2/2012 21:06	62.8	19/2/2012 10:16	61.9	19/2/2012 19:26	62.4	21/2/2012 20:36	63.2	23/2/2012 21:46	63.2	25/2/2012 22:56	62.1
17/2/2012 21:11	62.0	19/2/2012 10:21	63.7	19/2/2012 19:31	62.5	21/2/2012 20:41	62.8	23/2/2012 21:51	63.3	26/2/2012 7:01	59.3
17/2/2012 21:16	62.4	19/2/2012 10:26	64.8	19/2/2012 19:36	61.9	21/2/2012 20:46	62.2	23/2/2012 21:56	63.6	26/2/2012 7:06	59.6
17/2/2012 21:21	62.4	19/2/2012 10:31	66.2	19/2/2012 19:41	62.3	21/2/2012 20:51	62.2	23/2/2012 22:01	63.1	26/2/2012 7:11	58.5
17/2/2012 21:26	62.4	19/2/2012 10:36	62.9	19/2/2012 19:46	63.7	21/2/2012 20:56	62.6	23/2/2012 22:06	62.9	26/2/2012 7:16	59.8
17/2/2012 21:31	61.5	19/2/2012 10:41	60.0	19/2/2012 19:51	62.7	21/2/2012 21:01	62.8	23/2/2012 22:11	63.0	26/2/2012 7:21	59.9
17/2/2012 21:36	61.9	19/2/2012 10:46	61.3	19/2/2012 19:56	63.5	21/2/2012 21:06	62.1	23/2/2012 22:16	63.3	26/2/2012 7:26	58.7
17/2/2012 21:41	63.4	19/2/2012 10:51	60.2	19/2/2012 20:01	62.5	21/2/2012 21:11	62.9	23/2/2012 22:21	62.8	26/2/2012 7:31	60.3
17/2/2012 21:46	61.8	19/2/2012 10:56	60.2	19/2/2012 20:06	62.3	21/2/2012 21:16	63.5	23/2/2012 22:26	63.6	26/2/2012 7:36	60.2
17/2/2012 21:51	62.2	19/2/2012 11:01	63.1	19/2/2012 20:11	61.1	21/2/2012 21:21	63.5	23/2/2012 22:31	62.8	26/2/2012 7:41	60.2
17/2/2012 21:56	62.3	19/2/2012 11:06	63.2	19/2/2012 20:16	62.2	21/2/2012 21:26	62.4	23/2/2012 22:36	62.8	26/2/2012 7:46	61.2
17/2/2012 22:01	61.9	19/2/2012 11:11	63.7	19/2/2012 20:21	62.6	21/2/2012 21:31	62.5	23/2/2012 22:41	64.7	26/2/2012 7:51	60.7
17/2/2012 22:06	61.9	19/2/2012 11:16	65.0	19/2/2012 20:26	61.6	21/2/2012 21:36	62.8	23/2/2012 22:46	63.3	26/2/2012 7:56	61.0
17/2/2012 22:11	62.5	19/2/2012 11:21	64.1	19/2/2012 20:31	61.5	21/2/2012 21:41	62.6	23/2/2012 22:51	62.8	26/2/2012 8:01	61.8
17/2/2012 22:16	61.8	19/2/2012 11:26	64.1	19/2/2012 20:36	63.0	21/2/2012 21:46	62.9	23/2/2012 22:56	63.3	26/2/2012 8:06	62.1
17/2/2012 22:21	61.9	19/2/2012 11:31	60.8	19/2/2012 20:41	61.6	21/2/2012 21:51	62.0	24/2/2012 19:01	64.2	26/2/2012 8:11	62.0
17/2/2012 22:26	61.7	19/2/2012 11:36	60.4	19/2/2012 20:46	62.8	21/2/2012 21:56	62.9	24/2/2012 19:06	63.2	26/2/2012 8:16	62.1
17/2/2012 22:31	61.6	19/2/2012 11:41	65.0	19/2/2012 20:51	61.7	21/2/2012 22:01	63.1	24/2/2012 19:11	64.5	26/2/2012 8:21	62.7
17/2/2012 22:36	62.1	19/2/2012 11:46	63.1	19/2/2012 20:56	61.5	21/2/2012 22:06	62.3	24/2/2012 19:16	63.7	26/2/2012 8:26	62.5
17/2/2012 22:41	61.8	19/2/2012 11:51	61.1	19/2/2012 21:01	62.5	21/2/2012 22:11	61.5	24/2/2012 19:21	64.1	26/2/2012 8:31	62.1
17/2/2012 22:46	62.1	19/2/2012 11:56	62.7	19/2/2012 21:06	61.6	21/2/2012 22:16	62.6	24/2/2012 19:26	63.9	26/2/2012 8:36	62.2
17/2/2012 22:51	62.3	19/2/2012 12:01	63.9	19/2/2012 21:11	61.0	21/2/2012 22:21	62.5	24/2/2012 19:31	63.1	26/2/2012 8:41	62.7
17/2/2012 22:56	63.7	19/2/2012 12:06	61.7	19/2/2012 21:16	62.1	21/2/2012 22:26	62.2	24/2/2012 19:36	63.4	26/2/2012 8:46	63.0
18/2/2012 19:01	63.5	19/2/2012 12:11	66.4	19/2/2012 21:21	61.7	21/2/2012 22:31	62.0	24/2/2012 19:41	63.9	26/2/2012 8:51	65.6
18/2/2012 19:06	63.1	19/2/2012 12:16	62.9	19/2/2012 21:26	61.4	21/2/2012 22:36	63.4	24/2/2012 19:46	63.2	26/2/2012 8:56	64.7
18/2/2012 19:11	67.0	19/2/2012 12:21	63.4	19/2/2012 21:31	60.9	21/2/2012 22:41	61.9	24/2/2012 19:51	63.4	26/2/2012 9:01	64.3
18/2/2012 19:16	62.0	19/2/2012 12:26	60.2	19/2/2012 21:36	61.3	21/2/2012 22:46	62.0	24/2/2012 19:56	62.9	26/2/2012 9:06	66.1
18/2/2012 19:21	63.4	19/2/2012 12:31	60.6	19/2/2012 21:41	60.8	21/2/2012 22:51	61.8	24/2/2012 20:01	63.1	26/2/2012 9:11	68.2
18/2/2012 19:26	63.7	19/2/2012 12:36	63.1	19/2/2012 21:46	61.3	21/2/2012 22:56	61.5	24/2/2012 20:06	62.7	26/2/2012 9:16	66.0
18/2/2012 19:31	63.1	19/2/2012 12:41	61.2	19/2/2012 21:51	61.9	22/2/2012 19:01	66.4	24/2/2012 20:11	63.3	26/2/2012 9:21	64.0
18/2/2012 19:36	63.4	19/2/2012 12:46	61.5	19/2/2012 21:56	61.4	22/2/2012 19:06	66.6	24/2/2012 20:16	63.5	26/2/2012 9:26	64.0
18/2/2012 19:41	62.4	19/2/2012 12:51	61.1	19/2/2012 22:01	61.7	22/2/2012 19:11	64.7	24/2/2012 20:21	63.7	26/2/2012 9:31	57.3
18/2/2012 19:46	63.0	19/2/2012 12:56	60.2	19/2/2012 22:06	62.3	22/2/2012 19:16	63.3	24/2/2012 20:26	62.7	26/2/2012 9:36	61.8
18/2/2012 19:51	64.3	19/2/2012 13:01	62.5	19/2/2012 22:11	61.3	22/2/2012 19:21	63.3	24/2/2012 20:31	62.9	26/2/2012 9:41	64.8
18/2/2012 19:56	62.1	19/2/2012 13:06	62.8	19/2/2012 22:16	61.7	22/2/2012 19:26	63.0	24/2/2012 20:36	62.8	26/2/2012 9:46	61.0
18/2/2012 20:01	62.4	19/2/2012 13:11	61.2	19/2/2012 22:21	61.2	22/2/2012 19:31	62.6	24/2/2012 20:41	62.6	26/2/2012 9:51	62.9
18/2/2012 20:06	62.4	19/2/2012 13:16	64.6	19/2/2012 22:26	61.2	22/2/2012 19:36	63.3	24/2/2012 20:46	63.3	26/2/2012 9:56	58.3
18/2/2012 20:11	62.3	19/2/2012 13:21	61.0	19/2/2012 22:31	61.2	22/2/2012 19:41	63.4	24/2/2012 20:51	62.7	26/2/2012 10:01	60.1
18/2/2012 20:16	62.2	19/2/2012 13:26	61.5	19/2/2012 22:36	61.7	22/2/2012 19:46	62.6	24/2/2012 20:56	62.6	26/2/2012 10:06	67.7
18/2/2012 20:21	62.6	19/2/2012 13:31	60.7	19/2/2012 22:41	61.9	22/2/2012 19:51	63.2	24/2/2012 21:01	62.3	26/2/2012 10:11	55.7
18/2/2012 20:26	63.0	19/2/2012 13:36	65.3	19/2/2012 22:46	61.1	22/2/2012 19:56	63.3	24/2/2012 21:06	62.2	26/2/2012 10:16	68.1
18/2/2012 20:31	63.2	19/2/2012 13:41	65.4	19/2/2012 22:51	61.4	22/2/2012 20:01	63.4	24/2/2012 21:11	62.7	26/2/2012 10:21	68.0
18/2/2012 20:36	63.1	19/2/2012 13:46	62.0	19/2/2012 22:56	61.1	22/2/2012 20:06	63.1	24/2/2012 21:16	63.6	26/2/2012 10:26	52.3
18/2/2012 20:41	63.6	19/2/2012 13:51	61.9	20/2/2012 19:01	63.3	22/2/2012 20:11	61.7	24/2/2012 21:21	62.7	26/2/2012 10:31	60.4
18/2/2012 20:46	62.5	19/2/2012 13:56	62.4	20/2/2012 19:06	64.1	22/2/2012 20:16	63.8	24/2/2012 21:26	63.4	26/2/2012 10:36	59.2
18/2/2012 20:51	61.8	19/2/2012 14:01	61.9	20/2/2012 19:11	64.3	22/2/2012 20:21	62.5	24/2/2012 21:31	62.5	26/2/2012 10:41	59.8

Real-time Noise Data RTN2 (Oil Street Community Liaison Centre)

26/2/2012 10:46	64.3	26/2/2012 19:56	64.8	28/1/2012 1:56	59.6	29/1/2012 3:06	59.6	30/1/2012 4:16	55.9	31/1/2012 5:26	59.5
26/2/2012 10:51	67.0	26/2/2012 20:01	64.7	28/1/2012 2:01	60.0	29/1/2012 3:11	59.4	30/1/2012 4:21	54.7	31/1/2012 5:31	58.0
26/2/2012 10:56	67.1	26/2/2012 20:06	64.8	28/1/2012 2:06	59.5	29/1/2012 3:16	59.3	30/1/2012 4:26	56.6	31/1/2012 5:36	63.4
26/2/2012 11:01	67.8	26/2/2012 20:11	62.9	28/1/2012 2:11	59.9	29/1/2012 3:21	57.5	30/1/2012 4:31	57.7	31/1/2012 5:41	59.5
26/2/2012 11:06	66.5	26/2/2012 20:16	64.8	28/1/2012 2:16	59.5	29/1/2012 3:26	58.5	30/1/2012 4:36	55.1	31/1/2012 5:46	58.8
26/2/2012 11:11	66.9	26/2/2012 20:21	64.8	28/1/2012 2:21	59.2	29/1/2012 3:31	57.4	30/1/2012 4:41	55.3	31/1/2012 5:51	59.1
26/2/2012 11:16	67.6	26/2/2012 20:26	63.9	28/1/2012 2:26	59.1	29/1/2012 3:36	58.9	30/1/2012 4:46	56.2	31/1/2012 5:56	58.1
26/2/2012 11:21	67.8	26/2/2012 20:31	64.0	28/1/2012 2:31	59.7	29/1/2012 3:41	59.5	30/1/2012 4:51	55.4	31/1/2012 6:01	58.5
26/2/2012 11:26	61.8	26/2/2012 20:36	62.8	28/1/2012 2:36	59.8	29/1/2012 3:46	58.2	30/1/2012 4:56	56.1	31/1/2012 6:06	58.8
26/2/2012 11:31	63.7	26/2/2012 20:41	63.9	28/1/2012 2:41	58.9	29/1/2012 3:51	58.3	30/1/2012 5:01	56.5	31/1/2012 6:11	59.7
26/2/2012 11:36	68.1	26/2/2012 20:46	63.6	28/1/2012 2:46	59.1	29/1/2012 3:56	58.4	30/1/2012 5:06	57.0	31/1/2012 6:16	59.8
26/2/2012 11:41	66.4	26/2/2012 20:51	63.2	28/1/2012 2:51	59.2	29/1/2012 4:01	58.4	30/1/2012 5:11	57.8	31/1/2012 6:21	62.1
26/2/2012 11:46	67.1	26/2/2012 20:56	63.1	28/1/2012 2:56	59.1	29/1/2012 4:06	58.1	30/1/2012 5:16	57.7	31/1/2012 6:26	61.6
26/2/2012 11:51	66.4	26/2/2012 21:01	62.3	28/1/2012 3:01	58.4	29/1/2012 4:11	57.5	30/1/2012 5:21	57.0	31/1/2012 6:31	61.0
26/2/2012 11:56	66.0	26/2/2012 21:06	62.3	28/1/2012 3:06	59.7	29/1/2012 4:16	59.2	30/1/2012 5:26	57.6	31/1/2012 6:36	61.6
26/2/2012 12:01	65.4	26/2/2012 21:11	62.6	28/1/2012 3:11	58.6	29/1/2012 4:21	58.2	30/1/2012 5:31	59.9	31/1/2012 6:41	61.9
26/2/2012 12:06	65.5	26/2/2012 21:16	62.0	28/1/2012 3:16	58.1	29/1/2012 4:26	57.8	30/1/2012 5:36	59.9	31/1/2012 6:46	65.4
26/2/2012 12:11	63.5	26/2/2012 21:21	66.1	28/1/2012 3:21	58.0	29/1/2012 4:31	58.1	30/1/2012 5:41	59.2	31/1/2012 6:51	62.7
26/2/2012 12:16	67.8	26/2/2012 21:26	61.6	28/1/2012 3:26	57.4	29/1/2012 4:36	57.6	30/1/2012 5:46	60.3	31/1/2012 6:56	63.1
26/2/2012 12:21	67.1	26/2/2012 21:31	61.4	28/1/2012 3:31	58.6	29/1/2012 4:41	58.5	30/1/2012 5:51	59.3	31/1/2012 23:01	63.0
26/2/2012 12:26	66.8	26/2/2012 21:36	61.7	28/1/2012 3:36	58.0	29/1/2012 4:46	59.3	30/1/2012 5:56	59.1	31/1/2012 23:06	62.7
26/2/2012 12:31	67.1	26/2/2012 21:41	62.3	28/1/2012 3:41	59.0	29/1/2012 4:51	57.6	30/1/2012 6:01	60.0	31/1/2012 23:11	64.4
26/2/2012 12:36	66.2	26/2/2012 21:46	61.4	28/1/2012 3:46	58.4	29/1/2012 4:56	58.9	30/1/2012 6:06	59.1	31/1/2012 23:16	61.4
26/2/2012 12:41	65.9	26/2/2012 21:51	61.5	28/1/2012 3:51	58.2	29/1/2012 5:01	58.7	30/1/2012 6:11	59.6	31/1/2012 23:21	61.1
26/2/2012 12:46	65.8	26/2/2012 21:56	63.2	28/1/2012 3:56	57.9	29/1/2012 5:06	58.8	30/1/2012 6:16	59.2	31/1/2012 23:26	61.6
26/2/2012 12:51	65.8	26/2/2012 22:01	61.2	28/1/2012 4:01	58.3	29/1/2012 5:11	57.5	30/1/2012 6:21	60.4	31/1/2012 23:31	63.2
26/2/2012 12:56	64.8	26/2/2012 22:06	61.4	28/1/2012 4:06	58.3	29/1/2012 5:16	58.3	30/1/2012 6:26	60.8	31/1/2012 23:36	61.4
26/2/2012 13:01	65.9	26/2/2012 22:11	62.3	28/1/2012 4:11	57.5	29/1/2012 5:21	58.5	30/1/2012 6:31	62.0	31/1/2012 23:41	60.8
26/2/2012 13:06	64.6	26/2/2012 22:16	62.6	28/1/2012 4:16	58.3	29/1/2012 5:26	59.4	30/1/2012 6:36	60.8	31/1/2012 23:46	61.1
26/2/2012 13:11	63.7	26/2/2012 22:21	62.8	28/1/2012 4:21	58.6	29/1/2012 5:31	61.8	30/1/2012 6:41	61.8	31/1/2012 23:51	61.1
26/2/2012 13:16	63.1	26/2/2012 22:26	63.2	28/1/2012 4:26	58.9	29/1/2012 5:36	59.4	30/1/2012 6:46	62.5	31/1/2012 23:56	61.6
26/2/2012 13:21	62.4	26/2/2012 22:31	62.7	28/1/2012 4:31	58.2	29/1/2012 5:41	58.7	30/1/2012 6:51	63.1	1/2/2012 0:01	61.6
26/2/2012 13:26	63.2	26/2/2012 22:36	61.9	28/1/2012 4:36	58.7	29/1/2012 5:46	59.0	30/1/2012 6:56	63.4	1/2/2012 0:06	60.9
26/2/2012 13:31	63.8	26/2/2012 22:41	62.9	28/1/2012 4:41	57.5	29/1/2012 5:51	59.0	30/1/2012 23:01	62.1	1/2/2012 0:11	60.7
26/2/2012 13:36	63.7	26/2/2012 22:46	62.1	28/1/2012 4:46	58.0	29/1/2012 5:56	57.7	30/1/2012 23:06	62.5	1/2/2012 0:16	61.8
26/2/2012 13:41	65.0	26/2/2012 22:51	61.4	28/1/2012 4:51	58.1	29/1/2012 6:01	59.3	30/1/2012 23:11	63.9	1/2/2012 0:21	61.0
26/2/2012 13:46	64.2	26/2/2012 22:56	62.0	28/1/2012 4:56	58.0	29/1/2012 6:06	60.4	30/1/2012 23:16	62.9	1/2/2012 0:26	61.1
26/2/2012 13:51	64.8	27/2/2012 19:01	63.0	28/1/2012 5:01	58.6	29/1/2012 6:11	58.9	30/1/2012 23:21	61.3	1/2/2012 0:31	60.2
26/2/2012 13:56	65.5	27/2/2012 19:06	64.1	28/1/2012 5:06	57.8	29/1/2012 6:16	59.4	30/1/2012 23:26	61.5	1/2/2012 0:36	60.7
26/2/2012 14:01	65.2	27/2/2012 19:11	63.4	28/1/2012 5:11	57.4	29/1/2012 6:21	59.6	30/1/2012 23:31	61.1	1/2/2012 0:41	59.1
26/2/2012 14:06	66.4	27/2/2012 19:16	64.2	28/1/2012 5:16	58.0	29/1/2012 6:26	59.1	30/1/2012 23:36	61.5	1/2/2012 0:46	60.0
26/2/2012 14:11	67.6	27/2/2012 19:21	63.5	28/1/2012 5:21	58.6	29/1/2012 6:31	58.7	30/1/2012 23:41	61.8	1/2/2012 0:51	59.2
26/2/2012 14:16	67.3	27/2/2012 19:26	62.2	28/1/2012 5:26	58.4	29/1/2012 6:36	60.4	30/1/2012 23:46	60.8	1/2/2012 0:56	58.7
26/2/2012 14:21	68.0	27/2/2012 19:31	62.4	28/1/2012 5:31	58.2	29/1/2012 6:41	60.9	30/1/2012 23:51	61.5	1/2/2012 1:01	58.9
26/2/2012 14:26	67.5	27/2/2012 19:36	66.6	28/1/2012 5:36	61.3	29/1/2012 6:46	60.9	30/1/2012 23:56	60.6	1/2/2012 1:06	58.9
26/2/2012 14:31	58.3	27/2/2012 19:41	65.4	28/1/2012 5:41	59.7	29/1/2012 6:51	62.9	31/1/2012 0:01	61.6	1/2/2012 1:11	59.2
26/2/2012 14:36	68.0	27/2/2012 19:46	66.0	28/1/2012 5:46	59.2	29/1/2012 6:56	61.9	31/1/2012 0:06	60.9	1/2/2012 1:16	60.3
26/2/2012 14:41	67.6	27/2/2012 19:51	63.5	28/1/2012 5:51	58.8	29/1/2012 23:01	62.4	31/1/2012 0:11	60.7	1/2/2012 1:21	59.2
26/2/2012 14:46	66.2	27/2/2012 19:56	62.5	28/1/2012 5:56	60.0	29/1/2012 23:06	61.7	31/1/2012 0:16	62.6	1/2/2012 1:26	58.7
26/2/2012 14:51	66.2	27/2/2012 20:01	61.7	28/1/2012 6:01	59.1	29/1/2012 23:11	63.1	31/1/2012 0:21	61.0	1/2/2012 1:31	57.9
26/2/2012 14:56	67.3	27/2/2012 20:06	61.4	28/1/2012 6:06	59.6	29/1/2012 23:16	61.7	31/1/2012 0:26	61.1	1/2/2012 1:36	59.0
26/2/2012 15:01	66.3	27/2/2012 20:11	61.3	28/1/2012 6:11	59.2	29/1/2012 23:21	60.9	31/1/2012 0:31	60.1	1/2/2012 1:41	58.6
26/2/2012 15:06	66.9	27/2/2012 20:16	63.9	28/1/2012 6:16	59.6	29/1/2012 23:26	61.9	31/1/2012 0:36	59.9	1/2/2012 1:46	58.3
26/2/2012 15:11	66.2	27/2/2012 20:21	63.0	28/1/2012 6:21	60.2	29/1/2012 23:31	61.6	31/1/2012 0:41	60.4	1/2/2012 1:51	58.0
26/2/2012 15:16	68.1	27/2/2012 20:26	61.1	28/1/2012 6:26	60.3	29/1/2012 23:36	61.3	31/1/2012 0:46	59.4	1/2/2012 1:56	58.0
26/2/2012 15:21	67.0	27/2/2012 20:31	63.2	28/1/2012 6:31	60.4	29/1/2012 23:41	61.6	31/1/2012 0:51	58.8	1/2/2012 2:01	57.1
26/2/2012 15:26	67.6	27/2/2012 20:36	63.5	28/1/2012 6:36	61.9	29/1/2012 23:46	62.2	31/1/2012 0:56	59.3	1/2/2012 2:06	58.5
26/2/2012 15:31	67.7	27/2/2012 20:41	59.9	28/1/2012 6:41	61.5	29/1/2012 23:51	60.9	31/1/2012 1:01	58.7	1/2/2012 2:11	58.1
26/2/2012 15:36	67.8	27/2/2012 20:46	62.9	28/1/2012 6:46	61.6	29/1/2012 23:56	60.8	31/1/2012 1:06	59.7	1/2/2012 2:16	56.3
26/2/2012 15:41	67.4	27/2/2012 20:51	62.2	28/1/2012 6:51	62.5	30/1/2012 0:01	61.2	31/1/2012 1:11	59.2	1/2/2012 2:21	58.1
26/2/2012 15:46	66.5	27/2/2012 20:56	64.4	28/1/2012 6:56	61.6	30/1/2012 0:06	60.5	31/1/2012 1:16	58.7	1/2/2012 2:26	57.3
26/2/2012 15:51	55.7	27/2/2012 21:01	62.7	28/1/2012 23:01	62.3	30/1/2012 0:11	60.7	31/1/2012 1:21	59.4	1/2/2012 2:31	56.9
26/2/2012 15:56	68.0	27/2/2012 21:06	61.1	28/1/2012 23:06	61.9	30/1/2012 0:16	61.4	31/1/2012 1:26	58.3	1/2/2012 2:36	57.1
26/2/2012 16:01	66.8	27/2/2012 21:11	62.0	28/1/2012 23:11	62.3	30/1/2012 0:21	59.7	31/1/2012 1:31	58.2	1/2/2012 2:41	56.6
26/2/2012 16:06	55.7	27/2/2012 21:16	60.4	28/1/2012 23:16	62.4	30/1/2012 0:26	60.4	31/1/2012 1:36	58.6	1/2/2012 2:46	57.0
26/2/2012 16:11	67.5	27/2/2012 21:21	62.1	28/1/2012 23:21	62.1	30/1/2012 0:31	60.4	31/1/2012 1:41	58.4	1/2/2012 2:51	57.1
26/2/2012 16:16	67.2	27/2/2012 21:26	60.9	28/1/2012 23:26	62.3	30/1/2012 0:36	59.2	31/1/2012 1:46	57.9	1/2/2012 2:56	56.8
26/2/2012 16:21	66.5	27/2/2012 21:31	61.8	28/1/2012 23:31	61.8	30/1/2012 0:41	59.4	31/1/2012 1:51	58.2	1/2/2012 3:01	56.3
26/2/2012 16:26	68.0	27/2/2012 21:36	59.4	28/1/2012 23:36	61.8	30/1/2012 0:46	59.4	31/1/2012 1:56	58.5	1/2/2012 3:06	56.7
26/2/2012 16:31	67.6	27/2/2012 21:41	60.8	28/1/2012 23:41	61.8	30/1/2012 0:51	59.2	31/1/2012 2:01	58.9	1/2/2012 3:11	55.9
26/2/2012 16:36	53.0	27/2/2012 21:46	61.5	28/1/2012 23:46	62.1	30/1/2012 0:56	59.3	31/1/2012 2:06	57.5	1/2/2012 3:16	56.7
26/2/2012 16:41	59.2	27/2/2012 21:51	62.1	28/1/2012 23:51	62.1	30/1/2012 1:01	58.6	31/1/2012 2:11	57.9	1/2/2012 3:21	55.9
26/2/2012 16:46	65.8	27/2/2012 21:56	61.0	28/1/2012 23:56	62.9	30/1/2012 1:06	58.0	31/1/2012 2:16	57.7	1/2/2012 3:26	56.8
26/2/2012 16:51	59.6	27/2/2012 22:01	62.1	29/1/2012 0:01	62.1	30/1/2012 1:11	58.6	31/1/2012 2:21	56.9	1/2/2012 3:31	56.0
26/2/2012 16:56	60.6	27/2/2012 22:06	61.1	29/1/2012 0:06	61.8	30/1/2012 1:16	58.6	31/1/2012 2:26	56.9	1/2/2012 3:36	55.2
26/2/2012 17:01	54.9	27/2/2012 22:11	59.5	29/1/2012 0:11	61.7	30/1/2012 1:21	58.1	31/1/2012 2:31	57.2	1/2/2012 3:41	56.3
26/2/2012 17:06	68.0	27/2/2012 22:16	63.2	29/1/2012 0:16	61.6	30/1/2012 1:26	57.4	31/1/2012 2:36	56.1	1/2/2012 3:46	56.0
26/2/2012 17:11	57.6	27/2/2012 22:21	60.2	29/1/2012 0:21	62.5	30/1/2012 1:31	58.1	31/1/2012 2:41	57.2	1/2/2012 3:51	57.0
26/2/2012 17:16	63.9	27/2/2012 22:26	60.9	29/1/2012 0:26	62.2	30/1/2012 1:36	57.2	31/1/2012 2:46	56.7	1/2/2012 3:56	55.7
26/2/2012 17:21	64.4	27/2/2012 22:31	61.6	29/1/2012 0:31	62.0	30/1/2012 1:41	57.7	31/1/2012 2:51	56.6	1/2/2012 4:01	55.8
26/2/2012 17:26	53.9	27/2/2012 22:36	62.2	29/1/2012 0:36	62.5	30/1/2012 1:46	59.5	31/1/2012 2:56	57.2	1/2/2012 4:06	58.0
26/2/2012 17:31	68.1	27/2/2012 22:41	61.2	29/1/2012 0:41	61.1	30/1/2012 1:51	59.0	31/1/2012 3:01	56.6	1/2/2012 4:11	56.4
26/2/2012 17:36	56.9	27/2/2012 22:46	60.4	29/1/2012 0:46	60.7	30/1/2012 1:56	58.0	31/1/2012 3:06	56.4	1/2/2012 4:16	56.3
26/2/2012 17:41	60.7	27/2/2012 22:51	62.0	29/1/2012 0:51	60.9	30/1/2012 2:01	58.6	31/1/2012 3:11	56.8	1/2/2012 4:21	56.1
26/2/2012 17:46	63.9	27/2/2012 22:56	62.8	29/1/2012 0:56	61.1	30/1/2012 2:06	57.8	31/1/2012 3:16	57.7	1/2/2012 4:26	56.8
26/2/2012 17:51	67.6			29/1/2012 1:01	60.0	30/1/2012 2:11	57.9	31/1/2012 3:21	56.7	1/2/2012 4:31	55.2
26/2/2012 17:56	67.8	Night-time 23:00-07:00		29/1/2012 1:06	61.8	30/1/2012 2:16	57.6	31/1/2012 3:26	57.5	1/2/2012 4:36	55.8
26/2/2012 18:01	59.2	28/1/2012 0:01	60.7	29/1/2012 1:11	61.1	30/1/2012 2:21	55.3	31/1/2012 3:31	56.0	1/2/2012 4:41	55.5
26/2/2012 18:06	61.0	28/1/2012 0:06	61.5	29/1/2012 1:16	61.5	30/1/2012 2:26	56.9	31/1/2012 3:36	56.4	1/2/2012 4:46	56.6
26/2/2012 18:11	58.0	28/1/2012 0:11	61.2	29/1/2012 1:21	60.7	30/1/2012 2:31	56.9	31/1/2012 3:41	57.7	1/2/2012 4:51	55.7
26/2/2012 18:16	67.3	28/1/2012 0:16	61.7	29/1/2012 1:26	60.4	30/1/2012 2:36	56.3	31/1/2012 3:46	56.4	1/2/2012 4:56	55.5
26/2/2012 18:21	67.7	28/1/2012 0:21	62.0	29/1/2012 1:31	60.3	30/1/2012 2:41	55.8	31/1/2012 3:51	57.4	1/2/2012 5:01	56.3
26/2/2012 18:26	60.4	28/1/2012 0:26	61.1	29/1/2012 1:36	60.4	30/1/2012 2:46	56.7	31/1/2012 3:56	56.9	1/2/2012 5:06	57.7
26/2/2012 18:31	61.9	28/1/2012 0:31	61.1	29/1/2012 1:41	60.3	30/1/2012 2:51	57.0	31/1/2012 4:01	56.4	1/2/2012 5:11	58.6
26/2/2012 18:36	51.4	28/1/2012 0:36	60.4	29/1/2012 1:46	59.9	30/1/2012 2:56	58.0	31/1/2012 4:06	55.2	1/2/2012 5:16	57.0
26/2/2012 18:41	62.3	28/1/2012 0:41	61.0	29/1/2012 1:51	59.5	30/1/2012 3:01	55.6	31/1/2012 4:11	56.5	1/2/2012 5:21	56.8
26/2/2012 18:46	66.6	28/1/2012 0:46	60.3	29/1/2012 1:56	61.7	30/1/2012 3:06	55.6	31/1/2012 4:16	57.5	1/2/2012 5:26	58.5
26/2/2012 18:51	67.4	28/1/2012 0:51	60.6	29/1/2012 2:01	59.8	30/1/2012 3:11	56.6	31/1/2012 4:21	57.5	1/2/2012 5:31	65.1
26/2/2012 18:56	66.2	28/1/2012 0:56	60.5	29/1/2012 2:06	62.2	30/1/2012 3:16	57.0	31/1/2012 4:26	57.1	1/2/2012 5:36	58.1
26/2/2012 19:01	65.1	28/1/2012 1:01	59.9	29/1/2012 2:11	59.3	30/1/2012 3:21	54.6	31/1/2012 4:31	56.8	1/2/2012 5:41	58.5
26/2/2012 19:06	65.7	28/1/2012 1:06	60.0	29/1/2012 2:16	59.4	30/1/2012 3:26	54.8	31/1/2012 4:36	55.6	1/2/2012 5:46	59.4
26/2/2012 19:11	65.9	28/1/2012 1:11	60.2	29/1/2012 2:21	59.7	30/1/2012 3:31	55.4	31/1/2012 4:41	57.0	1/2/2012 5:51	59.1
26/2/2012 19:16	65.6	28/1/2012 1:16	59.9	29/1/2012 2:26	59.8	30/1/2012 3:36	55.6	31/1/2012 4:46	55.8	1/2/2012 5:56	58.8
26/2/2012 19:21	65.1	28/1/2012 1:21	59.8	29/1/2012 2:31	59.5	30/1/2012 3:41	56.3	31/1/2012 4:51	57.1	1/2/2012 6:01	59.1
26/2/2012 19:26	64.7	28/1/2012 1:26	59.8	29/1/2012 2:36	61.0	30/1/2012 3:46	56.8	31/1/2012 4:56	57.5	1/2/2012 6:06	59.0
26/2/2012 19:31	64.1	28/1/2012 1:31	60.3	29/1/2012 2:41	60.0	30/1/2012 3:51	56.1	31/1/2012 5:01	57.9	1/2/2012 6:11	59.8
26/2/2012 19:36	65.4	28/1/2012 1:36	59.4	29/1/2012 2:46	59.3	30/1/2012 3:56	56.9	31/1/2012 5:06	57.1	1/2/2012 6:16	60.6
26/2/2012 19:41	64.0	28/1/2012 1:41	59.9	29/1/2012 2:51	59.0	30/1/2012 4:01	55.0	31/1/2012 5:11	56.9	1/2/2012 6:21	59.4
26/2/2012 19:46	64.7	28/1/2012 1:46	60.2	29/1/2012 2:56	59.1	30/1/2012 4:06	55.3	31/1/2012 5:16	56.9	1/2/2012 6:26	60.8
26/2/2012 19:51	64.4	28/1/2012 1:51	59.3	29/1/2012 3:01	59.1	30/1/2012 4:11	54.9	31/1/2012 5:21	58.8	1/2/2012 6:31	61.4

Real-time Noise Data RTN2 (Oil Street Community Liaison Centre)

1/2/2012 6:36	61.9	2/2/2012 23:46	61.3	4/2/2012 0:56	60.5	5/2/2012 2:06	52.0	6/2/2012 3:16	54.6	7/2/2012 4:26	54.9
1/2/2012 6:41	62.8	2/2/2012 23:51	60.9	4/2/2012 1:01	59.7	5/2/2012 2:11	53.9	6/2/2012 3:21	55.4	7/2/2012 4:31	56.9
1/2/2012 6:46	62.5	2/2/2012 23:56	62.5	4/2/2012 1:06	60.3	5/2/2012 2:16	51.2	6/2/2012 3:26	54.0	7/2/2012 4:36	56.3
1/2/2012 6:51	62.3	3/2/2012 0:01	61.4	4/2/2012 1:11	60.7	5/2/2012 2:21	51.7	6/2/2012 3:31	54.2	7/2/2012 4:41	55.5
1/2/2012 6:56	62.9	3/2/2012 0:06	60.7	4/2/2012 1:16	59.6	5/2/2012 2:26	53.4	6/2/2012 3:36	55.3	7/2/2012 4:46	55.5
1/2/2012 23:01	61.7	3/2/2012 0:11	61.4	4/2/2012 1:21	59.8	5/2/2012 2:31	52.0	6/2/2012 3:41	55.7	7/2/2012 4:51	57.1
1/2/2012 23:06	61.5	3/2/2012 0:16	61.7	4/2/2012 1:26	61.0	5/2/2012 2:36	51.7	6/2/2012 3:46	55.0	7/2/2012 4:56	57.4
1/2/2012 23:11	62.6	3/2/2012 0:21	60.5	4/2/2012 1:31	60.1	5/2/2012 2:41	51.2	6/2/2012 3:51	54.7	7/2/2012 5:01	56.3
1/2/2012 23:16	63.2	3/2/2012 0:26	60.7	4/2/2012 1:36	61.4	5/2/2012 2:46	52.5	6/2/2012 3:56	53.9	7/2/2012 5:06	57.1
1/2/2012 23:21	63.0	3/2/2012 0:31	60.9	4/2/2012 1:41	59.1	5/2/2012 2:51	53.2	6/2/2012 4:01	53.8	7/2/2012 5:11	57.5
1/2/2012 23:26	62.5	3/2/2012 0:36	60.7	4/2/2012 1:46	59.5	5/2/2012 2:56	51.9	6/2/2012 4:06	55.4	7/2/2012 5:16	57.0
1/2/2012 23:31	61.8	3/2/2012 0:41	60.4	4/2/2012 1:51	59.7	5/2/2012 3:01	52.1	6/2/2012 4:11	55.1	7/2/2012 5:21	55.5
1/2/2012 23:36	61.8	3/2/2012 0:46	60.7	4/2/2012 1:56	58.6	5/2/2012 3:06	51.4	6/2/2012 4:16	54.2	7/2/2012 5:26	57.2
1/2/2012 23:41	61.5	3/2/2012 0:51	59.8	4/2/2012 2:01	59.3	5/2/2012 3:11	52.2	6/2/2012 4:21	54.8	7/2/2012 5:31	58.6
1/2/2012 23:46	61.3	3/2/2012 0:56	59.0	4/2/2012 2:06	59.6	5/2/2012 3:16	51.6	6/2/2012 4:26	55.2	7/2/2012 5:36	60.8
1/2/2012 23:51	61.2	3/2/2012 1:01	59.3	4/2/2012 2:11	58.9	5/2/2012 3:21	50.8	6/2/2012 4:31	55.5	7/2/2012 5:41	58.9
1/2/2012 23:56	60.6	3/2/2012 1:06	58.8	4/2/2012 2:16	58.8	5/2/2012 3:26	51.5	6/2/2012 4:36	54.7	7/2/2012 5:46	60.7
2/2/2012 0:01	61.6	3/2/2012 1:11	59.4	4/2/2012 2:21	59.4	5/2/2012 3:31	51.8	6/2/2012 4:41	53.5	7/2/2012 5:51	59.8
2/2/2012 0:06	61.1	3/2/2012 1:16	59.2	4/2/2012 2:26	59.3	5/2/2012 3:36	50.6	6/2/2012 4:46	54.8	7/2/2012 5:56	58.5
2/2/2012 0:11	60.7	3/2/2012 1:21	58.1	4/2/2012 2:31	60.5	5/2/2012 3:41	50.8	6/2/2012 4:51	54.8	7/2/2012 6:01	59.7
2/2/2012 0:16	61.5	3/2/2012 1:26	58.4	4/2/2012 2:36	59.1	5/2/2012 3:46	50.4	6/2/2012 4:56	56.7	7/2/2012 6:06	60.5
2/2/2012 0:21	60.9	3/2/2012 1:31	58.1	4/2/2012 2:41	59.2	5/2/2012 3:51	51.0	6/2/2012 5:01	54.6	7/2/2012 6:11	59.8
2/2/2012 0:26	60.8	3/2/2012 1:36	59.3	4/2/2012 2:46	59.0	5/2/2012 3:56	51.4	6/2/2012 5:06	55.9	7/2/2012 6:16	60.4
2/2/2012 0:31	59.8	3/2/2012 1:41	58.2	4/2/2012 2:51	59.3	5/2/2012 4:01	50.6	6/2/2012 5:11	55.7	7/2/2012 6:21	60.4
2/2/2012 0:36	60.3	3/2/2012 1:46	60.5	4/2/2012 2:56	58.6	5/2/2012 4:06	50.9	6/2/2012 5:16	56.3	7/2/2012 6:26	61.4
2/2/2012 0:41	60.8	3/2/2012 1:51	58.8	4/2/2012 3:01	58.2	5/2/2012 4:11	50.7	6/2/2012 5:21	60.0	7/2/2012 6:31	61.6
2/2/2012 0:46	59.7	3/2/2012 1:56	58.1	4/2/2012 3:06	58.5	5/2/2012 4:16	49.5	6/2/2012 5:26	57.4	7/2/2012 6:36	61.5
2/2/2012 0:51	60.4	3/2/2012 2:01	58.4	4/2/2012 3:11	58.6	5/2/2012 4:21	51.4	6/2/2012 5:31	57.1	7/2/2012 6:41	62.2
2/2/2012 0:56	60.2	3/2/2012 2:06	57.9	4/2/2012 3:16	58.4	5/2/2012 4:26	50.9	6/2/2012 5:36	57.8	7/2/2012 6:46	62.6
2/2/2012 1:01	59.3	3/2/2012 2:11	58.0	4/2/2012 3:21	57.8	5/2/2012 4:31	51.8	6/2/2012 5:41	58.0	7/2/2012 6:51	63.2
2/2/2012 1:06	58.9	3/2/2012 2:16	57.9	4/2/2012 3:26	58.3	5/2/2012 4:36	52.4	6/2/2012 5:46	58.8	7/2/2012 6:56	63.1
2/2/2012 1:11	59.1	3/2/2012 2:21	57.7	4/2/2012 3:31	58.2	5/2/2012 4:41	51.6	6/2/2012 5:51	58.9	7/2/2012 23:01	61.9
2/2/2012 1:16	59.2	3/2/2012 2:26	57.2	4/2/2012 3:36	57.3	5/2/2012 4:46	51.7	6/2/2012 5:56	59.9	7/2/2012 23:06	61.5
2/2/2012 1:21	59.1	3/2/2012 2:31	58.1	4/2/2012 3:41	58.7	5/2/2012 4:51	53.2	6/2/2012 6:01	59.0	7/2/2012 23:11	61.5
2/2/2012 1:26	58.2	3/2/2012 2:36	57.8	4/2/2012 3:46	57.3	5/2/2012 4:56	50.5	6/2/2012 6:06	59.7	7/2/2012 23:16	61.7
2/2/2012 1:31	57.6	3/2/2012 2:41	57.2	4/2/2012 3:51	58.7	5/2/2012 5:01	50.1	6/2/2012 6:11	58.8	7/2/2012 23:21	61.9
2/2/2012 1:36	59.7	3/2/2012 2:46	56.8	4/2/2012 3:56	58.2	5/2/2012 5:06	50.6	6/2/2012 6:16	59.9	7/2/2012 23:26	61.9
2/2/2012 1:41	58.4	3/2/2012 2:51	57.4	4/2/2012 4:01	58.0	5/2/2012 5:11	52.1	6/2/2012 6:21	59.9	7/2/2012 23:31	62.3
2/2/2012 1:46	58.9	3/2/2012 2:56	57.4	4/2/2012 4:06	58.1	5/2/2012 5:16	52.4	6/2/2012 6:26	60.5	7/2/2012 23:36	61.1
2/2/2012 1:51	56.9	3/2/2012 3:01	56.3	4/2/2012 4:11	57.3	5/2/2012 5:21	53.9	6/2/2012 6:31	62.0	7/2/2012 23:41	61.6
2/2/2012 1:56	57.1	3/2/2012 3:06	55.9	4/2/2012 4:16	57.4	5/2/2012 5:26	57.3	6/2/2012 6:36	62.7	7/2/2012 23:46	62.1
2/2/2012 2:01	57.9	3/2/2012 3:11	56.6	4/2/2012 4:21	57.2	5/2/2012 5:31	59.3	6/2/2012 6:41	61.9	7/2/2012 23:51	62.1
2/2/2012 2:06	57.1	3/2/2012 3:16	55.4	4/2/2012 4:26	58.1	5/2/2012 5:36	58.8	6/2/2012 6:46	62.1	7/2/2012 23:56	62.3
2/2/2012 2:11	58.4	3/2/2012 3:21	56.4	4/2/2012 4:31	58.0	5/2/2012 5:41	54.7	6/2/2012 6:51	63.0	8/2/2012 0:01	62.4
2/2/2012 2:16	57.2	3/2/2012 3:26	56.3	4/2/2012 4:36	57.6	5/2/2012 5:46	56.3	6/2/2012 6:56	63.0	8/2/2012 0:06	62.7
2/2/2012 2:21	57.7	3/2/2012 3:31	57.0	4/2/2012 4:41	57.4	5/2/2012 5:51	57.5	6/2/2012 23:01	62.6	8/2/2012 0:11	62.2
2/2/2012 2:26	57.0	3/2/2012 3:36	58.3	4/2/2012 4:46	57.8	5/2/2012 5:56	61.0	6/2/2012 23:06	62.9	8/2/2012 0:16	62.2
2/2/2012 2:31	58.0	3/2/2012 3:41	55.5	4/2/2012 4:51	57.6	5/2/2012 6:01	60.7	6/2/2012 23:11	62.3	8/2/2012 0:21	62.1
2/2/2012 2:36	57.1	3/2/2012 3:46	56.7	4/2/2012 4:56	59.8	5/2/2012 6:06	57.1	6/2/2012 23:16	62.0	8/2/2012 0:26	62.0
2/2/2012 2:41	57.4	3/2/2012 3:51	56.1	4/2/2012 5:01	58.4	5/2/2012 6:11	55.6	6/2/2012 23:21	62.0	8/2/2012 0:31	62.0
2/2/2012 2:46	57.3	3/2/2012 3:56	55.9	4/2/2012 5:06	58.4	5/2/2012 6:16	54.4	6/2/2012 23:26	61.9	8/2/2012 0:36	61.2
2/2/2012 2:51	56.2	3/2/2012 4:01	56.3	4/2/2012 5:11	58.1	5/2/2012 6:21	55.8	6/2/2012 23:31	63.2	8/2/2012 0:41	61.6
2/2/2012 2:56	57.8	3/2/2012 4:06	57.2	4/2/2012 5:16	58.5	5/2/2012 6:26	59.0	6/2/2012 23:36	62.1	8/2/2012 0:46	60.7
2/2/2012 3:01	56.9	3/2/2012 4:11	56.0	4/2/2012 5:21	57.8	5/2/2012 6:31	60.2	6/2/2012 23:41	61.2	8/2/2012 0:51	60.3
2/2/2012 3:06	57.1	3/2/2012 4:16	55.6	4/2/2012 5:26	58.1	5/2/2012 6:36	58.2	6/2/2012 23:46	61.0	8/2/2012 0:56	60.2
2/2/2012 3:11	56.9	3/2/2012 4:21	56.3	4/2/2012 5:31	58.0	5/2/2012 6:41	56.1	6/2/2012 23:51	61.5	8/2/2012 1:01	60.7
2/2/2012 3:16	57.1	3/2/2012 4:26	56.0	4/2/2012 5:36	58.1	5/2/2012 6:46	57.7	6/2/2012 23:56	60.9	8/2/2012 1:06	60.2
2/2/2012 3:21	55.4	3/2/2012 4:31	56.7	4/2/2012 5:41	58.6	5/2/2012 6:51	57.6	7/2/2012 0:01	61.0	8/2/2012 1:11	59.8
2/2/2012 3:26	57.8	3/2/2012 4:36	56.1	4/2/2012 5:46	60.4	5/2/2012 6:56	61.3	7/2/2012 0:06	61.2	8/2/2012 1:16	60.1
2/2/2012 3:31	56.6	3/2/2012 4:41	56.6	4/2/2012 5:51	60.3	5/2/2012 23:01	61.0	7/2/2012 0:11	61.0	8/2/2012 1:21	59.8
2/2/2012 3:36	58.1	3/2/2012 4:46	55.3	4/2/2012 5:56	58.2	5/2/2012 23:06	62.2	7/2/2012 0:16	60.4	8/2/2012 1:26	59.7
2/2/2012 3:41	54.9	3/2/2012 4:51	57.0	4/2/2012 6:01	58.5	5/2/2012 23:11	62.3	7/2/2012 0:21	61.1	8/2/2012 1:31	59.7
2/2/2012 3:46	56.2	3/2/2012 4:56	56.8	4/2/2012 6:06	59.1	5/2/2012 23:16	70.4	7/2/2012 0:26	60.7	8/2/2012 1:36	59.4
2/2/2012 3:51	57.5	3/2/2012 5:01	56.1	4/2/2012 6:11	60.0	5/2/2012 23:21	64.2	7/2/2012 0:31	60.9	8/2/2012 1:41	59.3
2/2/2012 3:56	56.7	3/2/2012 5:06	56.6	4/2/2012 6:16	58.8	5/2/2012 23:26	61.1	7/2/2012 0:36	59.7	8/2/2012 1:46	59.0
2/2/2012 4:01	56.7	3/2/2012 5:11	57.3	4/2/2012 6:21	59.9	5/2/2012 23:31	61.1	7/2/2012 0:41	59.7	8/2/2012 1:51	59.2
2/2/2012 4:06	56.7	3/2/2012 5:16	56.3	4/2/2012 6:26	60.3	5/2/2012 23:36	60.4	7/2/2012 0:46	60.9	8/2/2012 1:56	59.9
2/2/2012 4:11	57.3	3/2/2012 5:21	57.0	4/2/2012 6:31	60.0	5/2/2012 23:41	60.8	7/2/2012 0:51	59.0	8/2/2012 2:01	59.5
2/2/2012 4:16	55.4	3/2/2012 5:26	56.9	4/2/2012 6:36	61.1	5/2/2012 23:46	60.0	7/2/2012 0:56	59.0	8/2/2012 2:06	59.4
2/2/2012 4:21	56.0	3/2/2012 5:31	58.2	4/2/2012 6:41	61.0	5/2/2012 23:51	59.7	7/2/2012 1:01	59.1	8/2/2012 2:11	58.7
2/2/2012 4:26	56.0	3/2/2012 5:36	61.8	4/2/2012 6:46	61.2	5/2/2012 23:56	60.3	7/2/2012 1:06	59.4	8/2/2012 2:16	59.2
2/2/2012 4:31	56.6	3/2/2012 5:41	58.6	4/2/2012 6:51	61.6	6/2/2012 0:01	60.5	7/2/2012 1:11	58.1	8/2/2012 2:21	58.4
2/2/2012 4:36	56.3	3/2/2012 5:46	60.2	4/2/2012 6:56	60.9	6/2/2012 0:06	60.5	7/2/2012 1:16	59.2	8/2/2012 2:26	58.0
2/2/2012 4:41	55.9	3/2/2012 5:51	58.7	4/2/2012 23:01	63.0	6/2/2012 0:11	59.8	7/2/2012 1:21	58.8	8/2/2012 2:31	59.1
2/2/2012 4:46	56.2	3/2/2012 5:56	58.8	4/2/2012 23:06	62.7	6/2/2012 0:16	59.9	7/2/2012 1:26	57.7	8/2/2012 2:36	58.0
2/2/2012 4:51	56.1	3/2/2012 6:01	58.7	4/2/2012 23:11	62.5	6/2/2012 0:21	60.5	7/2/2012 1:31	58.3	8/2/2012 2:41	58.7
2/2/2012 4:56	57.6	3/2/2012 6:06	60.7	4/2/2012 23:16	63.2	6/2/2012 0:26	59.4	7/2/2012 1:36	58.0	8/2/2012 2:46	57.5
2/2/2012 5:01	56.2	3/2/2012 6:11	59.9	4/2/2012 23:21	62.0	6/2/2012 0:31	59.6	7/2/2012 1:41	58.5	8/2/2012 2:51	57.6
2/2/2012 5:06	56.8	3/2/2012 6:16	60.3	4/2/2012 23:26	61.8	6/2/2012 0:36	58.8	7/2/2012 1:46	58.2	8/2/2012 2:56	58.0
2/2/2012 5:11	57.2	3/2/2012 6:21	60.0	4/2/2012 23:31	62.2	6/2/2012 0:41	58.9	7/2/2012 1:51	57.0	8/2/2012 3:01	57.9
2/2/2012 5:16	57.8	3/2/2012 6:26	60.7	4/2/2012 23:36	61.5	6/2/2012 0:46	58.3	7/2/2012 1:56	58.3	8/2/2012 3:06	57.3
2/2/2012 5:21	56.8	3/2/2012 6:31	60.4	4/2/2012 23:41	61.4	6/2/2012 0:51	58.3	7/2/2012 2:01	57.9	8/2/2012 3:11	57.7
2/2/2012 5:26	58.4	3/2/2012 6:36	61.2	4/2/2012 23:46	61.4	6/2/2012 0:56	58.9	7/2/2012 2:06	56.8	8/2/2012 3:16	57.3
2/2/2012 5:31	58.3	3/2/2012 6:41	62.4	4/2/2012 23:51	61.1	6/2/2012 1:01	57.8	7/2/2012 2:11	58.1	8/2/2012 3:21	59.0
2/2/2012 5:36	57.8	3/2/2012 6:46	62.4	4/2/2012 23:56	61.9	6/2/2012 1:06	58.0	7/2/2012 2:16	56.8	8/2/2012 3:26	57.4
2/2/2012 5:41	59.4	3/2/2012 6:51	62.7	5/2/2012 0:01	61.5	6/2/2012 1:11	57.6	7/2/2012 2:21	56.0	8/2/2012 3:31	58.6
2/2/2012 5:46	62.8	3/2/2012 6:56	63.3	5/2/2012 0:06	62.3	6/2/2012 1:16	58.0	7/2/2012 2:26	57.1	8/2/2012 3:36	57.0
2/2/2012 5:51	61.6	3/2/2012 23:01	61.9	5/2/2012 0:11	62.0	6/2/2012 1:21	57.9	7/2/2012 2:31	57.2	8/2/2012 3:41	56.4
2/2/2012 5:56	58.8	3/2/2012 23:06	62.2	5/2/2012 0:16	61.0	6/2/2012 1:26	58.4	7/2/2012 2:36	57.1	8/2/2012 3:46	57.1
2/2/2012 6:01	61.2	3/2/2012 23:11	62.4	5/2/2012 0:21	61.9	6/2/2012 1:31	56.6	7/2/2012 2:41	56.8	8/2/2012 3:51	57.2
2/2/2012 6:06	60.4	3/2/2012 23:16	61.9	5/2/2012 0:26	61.2	6/2/2012 1:36	58.0	7/2/2012 2:46	57.3	8/2/2012 3:56	57.6
2/2/2012 6:11	60.1	3/2/2012 23:21	62.1	5/2/2012 0:31	60.7	6/2/2012 1:41	55.6	7/2/2012 2:51	56.9	8/2/2012 4:01	56.9
2/2/2012 6:16	59.4	3/2/2012 23:26	62.3	5/2/2012 0:36	60.1	6/2/2012 1:46	56.6	7/2/2012 2:56	57.0	8/2/2012 4:06	57.0
2/2/2012 6:21	60.0	3/2/2012 23:31	61.9	5/2/2012 0:41	60.8	6/2/2012 1:51	56.4	7/2/2012 3:01	56.8	8/2/2012 4:11	56.5
2/2/2012 6:26	62.3	3/2/2012 23:36	62.0	5/2/2012 0:46	60.3	6/2/2012 1:56	57.4	7/2/2012 3:06	56.6	8/2/2012 4:16	56.0
2/2/2012 6:31	60.8	3/2/2012 23:41	61.8	5/2/2012 0:51	59.9	6/2/2012 2:01	56.6	7/2/2012 3:11	56.6	8/2/2012 4:21	58.0
2/2/2012 6:36	61.8	3/2/2012 23:46	61.2	5/2/2012 0:56	60.2	6/2/2012 2:06	55.9	7/2/2012 3:16	56.0	8/2/2012 4:26	56.5
2/2/2012 6:41	61.6	3/2/2012 23:51	61.5	5/2/2012 1:01	59.9	6/2/2012 2:11	56.0	7/2/2012 3:21	56.0	8/2/2012 4:31	57.3
2/2/2012 6:46	62.7	3/2/2012 23:56	61.4	5/2/2012 1:06	60.1	6/2/2012 2:16	56.5	7/2/2012 3:26	56.0	8/2/2012 4:36	56.4
2/2/2012 6:51	62.1	4/2/2012 0:01	61.7	5/2/2012 1:11	59.3	6/2/2012 2:21	55.3	7/2/2012 3:31	55.4	8/2/2012 4:41	57.4
2/2/2012 6:56	62.9	4/2/2012 0:06	61.4	5/2/2012 1:16	59.2	6/2/2012 2:26	56.2	7/2/2012 3:36	55.5	8/2/2012 4:46	58.3
2/2/2012 23:01	64.6	4/2/2012 0:11	61.5	5/2/2012 1:21	61.5	6/2/2012 2:31	56.8	7/2/2012 3:41	57.5	8/2/2012 4:51	57.1
2/2/2012 23:06	62.7	4/2/2012 0:16	61.0	5/2/2012 1:26	60.2	6/2/2012 2:36	56.7	7/2/2012 3:46	56.3	8/2/2012 4:56	58.7
2/2/2012 23:11	62.7	4/2/2012 0:21	61.6	5/2/2012 1:31	59.7	6/2/2012 2:41	56.5	7/2/2012 3:51	56.4	8/2/2012 5:01	57.9
2/2/2012 23:16	61.8	4/2/2012 0:26	61.4	5/2/2012 1:36	59.5	6/2/2012 2:46	55.9	7/2/2012 3:56	56.9	8/2/2012 5:06	58.8
2/2/2012 23:21	62.3	4/2/2012 0:31	61.0	5/2/2012 1:41	59.8	6/2/2012 2:51	56.7	7/2/2012 4:01	56.6	8/2/2012 5:11	58.7
2/2/2012 23:26	61.9	4/2/2012 0:36	61.4	5/2/2012 1:46	59.5	6/2/2012 2:56	55.4	7/2/2012 4:06	56.8	8/2/2012 5:16	60.0
2/2/2012 23:31	63.3	4/2/2012 0:41	60.8	5/2/2012 1:51	59.2	6/2/2012 3:01	55.0	7/2/2012 4:11	56.1	8/2/2012 5:21	60.4
2/2/2012 23:36	61.9	4/2/2012 0:46	61.5	5/2/2012 1:56	58.9	6/2/2012 3:06	55.5	7/2/2012 4:16	56.0	8/2/2012 5:26	59.0
2/2/2012 23:41	61.4	4/2/2012 0:51	61.3	5/2/2012 2:01	55.9	6/2/2012 3:11	54.8	7/2/2012 4:21	55.9	8/2/2012 5:31	58.7

Real-time Noise Data RTN2 (Oil Street Community Liaison Centre)

8/2/2012 5:36	59.5	9/2/2012 6:46	62.5	10/2/2012 23:56	61.9	12/2/2012 1:06	59.9	13/2/2012 2:16	55.8	14/2/2012 3:26	54.2
8/2/2012 5:41	60.0	9/2/2012 6:51	63.6	11/2/2012 0:01	62.2	12/2/2012 1:11	60.0	13/2/2012 2:21	56.2	14/2/2012 3:31	56.2
8/2/2012 5:46	59.7	9/2/2012 6:56	62.9	11/2/2012 0:06	62.2	12/2/2012 1:16	60.6	13/2/2012 2:26	55.9	14/2/2012 3:36	56.5
8/2/2012 5:51	60.1	9/2/2012 23:01	62.4	11/2/2012 0:11	62.4	12/2/2012 1:21	59.6	13/2/2012 2:31	55.8	14/2/2012 3:41	54.9
8/2/2012 5:56	63.0	9/2/2012 23:06	62.1	11/2/2012 0:16	61.6	12/2/2012 1:26	59.9	13/2/2012 2:36	56.3	14/2/2012 3:46	55.3
8/2/2012 6:01	60.7	9/2/2012 23:11	62.2	11/2/2012 0:21	62.1	12/2/2012 1:31	59.8	13/2/2012 2:41	55.0	14/2/2012 3:51	55.3
8/2/2012 6:06	61.2	9/2/2012 23:16	61.6	11/2/2012 0:26	61.5	12/2/2012 1:36	59.7	13/2/2012 2:46	54.8	14/2/2012 3:56	54.7
8/2/2012 6:11	60.8	9/2/2012 23:21	62.1	11/2/2012 0:31	61.9	12/2/2012 1:41	59.6	13/2/2012 2:51	56.0	14/2/2012 4:01	54.4
8/2/2012 6:16	61.0	9/2/2012 23:26	62.0	11/2/2012 0:36	61.3	12/2/2012 1:46	58.3	13/2/2012 2:56	56.1	14/2/2012 4:06	56.7
8/2/2012 6:21	61.7	9/2/2012 23:31	62.2	11/2/2012 0:41	61.6	12/2/2012 1:51	59.1	13/2/2012 3:01	55.6	14/2/2012 4:11	54.6
8/2/2012 6:26	61.3	9/2/2012 23:36	61.6	11/2/2012 0:46	60.8	12/2/2012 1:56	58.5	13/2/2012 3:06	55.0	14/2/2012 4:16	55.0
8/2/2012 6:31	61.9	9/2/2012 23:41	61.3	11/2/2012 0:51	60.6	12/2/2012 2:01	59.2	13/2/2012 3:11	55.7	14/2/2012 4:21	54.2
8/2/2012 6:36	62.0	9/2/2012 23:46	61.6	11/2/2012 0:56	61.0	12/2/2012 2:06	59.4	13/2/2012 3:16	54.4	14/2/2012 4:26	55.2
8/2/2012 6:41	62.8	9/2/2012 23:51	61.8	11/2/2012 1:01	60.5	12/2/2012 2:11	59.2	13/2/2012 3:21	54.9	14/2/2012 4:31	55.6
8/2/2012 6:46	63.9	9/2/2012 23:56	61.6	11/2/2012 1:06	60.8	12/2/2012 2:16	59.5	13/2/2012 3:26	54.8	14/2/2012 4:36	55.5
8/2/2012 6:51	63.5	10/2/2012 0:01	61.8	11/2/2012 1:11	60.4	12/2/2012 2:21	58.1	13/2/2012 3:31	55.1	14/2/2012 4:41	54.5
8/2/2012 6:56	63.8	10/2/2012 0:06	62.3	11/2/2012 1:16	61.2	12/2/2012 2:26	59.5	13/2/2012 3:36	55.1	14/2/2012 4:46	56.2
8/2/2012 23:01	62.9	10/2/2012 0:11	61.8	11/2/2012 1:21	61.0	12/2/2012 2:31	59.2	13/2/2012 3:41	55.2	14/2/2012 4:51	56.0
8/2/2012 23:06	62.5	10/2/2012 0:16	61.8	11/2/2012 1:26	60.4	12/2/2012 2:36	59.2	13/2/2012 3:46	54.8	14/2/2012 4:56	55.3
8/2/2012 23:11	63.2	10/2/2012 0:21	61.7	11/2/2012 1:31	61.6	12/2/2012 2:41	59.4	13/2/2012 3:51	56.8	14/2/2012 5:01	56.4
8/2/2012 23:16	61.5	10/2/2012 0:26	61.3	11/2/2012 1:36	60.1	12/2/2012 2:46	58.6	13/2/2012 3:56	54.5	14/2/2012 5:06	56.4
8/2/2012 23:21	62.1	10/2/2012 0:31	61.5	11/2/2012 1:41	60.2	12/2/2012 2:51	58.6	13/2/2012 4:01	54.7	14/2/2012 5:11	55.8
8/2/2012 23:26	61.8	10/2/2012 0:36	61.6	11/2/2012 1:46	60.6	12/2/2012 2:56	58.6	13/2/2012 4:06	55.2	14/2/2012 5:16	56.8
8/2/2012 23:31	61.0	10/2/2012 0:41	62.1	11/2/2012 1:51	59.6	12/2/2012 3:01	58.8	13/2/2012 4:11	54.0	14/2/2012 5:21	56.6
8/2/2012 23:36	62.0	10/2/2012 0:46	62.0	11/2/2012 1:56	61.0	12/2/2012 3:06	58.3	13/2/2012 4:16	54.8	14/2/2012 5:26	57.2
8/2/2012 23:41	61.4	10/2/2012 0:51	60.5	11/2/2012 2:01	60.3	12/2/2012 3:11	58.8	13/2/2012 4:21	55.3	14/2/2012 5:31	57.5
8/2/2012 23:46	61.7	10/2/2012 0:56	60.4	11/2/2012 2:06	60.0	12/2/2012 3:16	58.2	13/2/2012 4:26	55.8	14/2/2012 5:36	62.0
8/2/2012 23:51	61.8	10/2/2012 1:01	60.8	11/2/2012 2:11	59.5	12/2/2012 3:21	59.4	13/2/2012 4:31	56.1	14/2/2012 5:41	59.6
8/2/2012 23:56	61.7	10/2/2012 1:06	60.7	11/2/2012 2:16	59.7	12/2/2012 3:26	58.7	13/2/2012 4:36	55.3	14/2/2012 5:46	59.1
9/2/2012 0:01	61.9	10/2/2012 1:11	60.6	11/2/2012 2:21	59.2	12/2/2012 3:31	59.2	13/2/2012 4:41	54.5	14/2/2012 5:51	58.1
9/2/2012 0:06	62.5	10/2/2012 1:16	60.4	11/2/2012 2:26	59.4	12/2/2012 3:36	58.4	13/2/2012 4:46	54.7	14/2/2012 5:56	57.7
9/2/2012 0:11	61.3	10/2/2012 1:21	60.3	11/2/2012 2:31	59.8	12/2/2012 3:41	59.0	13/2/2012 4:51	55.2	14/2/2012 6:01	58.2
9/2/2012 0:16	62.1	10/2/2012 1:26	59.8	11/2/2012 2:36	59.1	12/2/2012 3:46	58.3	13/2/2012 4:56	54.8	14/2/2012 6:06	60.6
9/2/2012 0:21	60.7	10/2/2012 1:31	59.8	11/2/2012 2:41	59.1	12/2/2012 3:51	58.0	13/2/2012 5:01	55.8	14/2/2012 6:11	58.9
9/2/2012 0:26	60.7	10/2/2012 1:36	61.7	11/2/2012 2:46	58.6	12/2/2012 3:56	57.4	13/2/2012 5:06	55.9	14/2/2012 6:16	59.2
9/2/2012 0:31	61.3	10/2/2012 1:41	61.8	11/2/2012 2:51	59.2	12/2/2012 4:01	57.7	13/2/2012 5:11	59.5	14/2/2012 6:21	60.0
9/2/2012 0:36	60.8	10/2/2012 1:46	59.9	11/2/2012 2:56	59.4	12/2/2012 4:06	58.2	13/2/2012 5:16	56.4	14/2/2012 6:26	59.8
9/2/2012 0:41	60.7	10/2/2012 1:51	59.6	11/2/2012 3:01	58.1	12/2/2012 4:11	58.1	13/2/2012 5:21	60.0	14/2/2012 6:31	60.4
9/2/2012 0:46	60.6	10/2/2012 1:56	60.1	11/2/2012 3:06	59.0	12/2/2012 4:16	57.8	13/2/2012 5:26	58.1	14/2/2012 6:36	61.5
9/2/2012 0:51	60.5	10/2/2012 2:01	60.0	11/2/2012 3:11	58.3	12/2/2012 4:21	57.7	13/2/2012 5:31	60.4	14/2/2012 6:41	60.7
9/2/2012 0:56	60.2	10/2/2012 2:06	65.2	11/2/2012 3:16	58.4	12/2/2012 4:26	58.5	13/2/2012 5:36	57.5	14/2/2012 6:46	62.6
9/2/2012 1:01	60.2	10/2/2012 2:11	60.9	11/2/2012 3:21	58.1	12/2/2012 4:31	58.0	13/2/2012 5:41	57.6	14/2/2012 6:51	63.0
9/2/2012 1:06	60.4	10/2/2012 2:16	59.3	11/2/2012 3:26	58.6	12/2/2012 4:36	57.9	13/2/2012 5:46	57.9	14/2/2012 6:56	63.8
9/2/2012 1:11	60.1	10/2/2012 2:21	58.7	11/2/2012 3:31	58.9	12/2/2012 4:41	57.1	13/2/2012 5:51	58.1	14/2/2012 23:01	62.2
9/2/2012 1:16	59.4	10/2/2012 2:26	58.8	11/2/2012 3:36	58.6	12/2/2012 4:46	57.1	13/2/2012 5:56	58.9	14/2/2012 23:06	63.2
9/2/2012 1:21	59.9	10/2/2012 2:31	59.1	11/2/2012 3:41	57.8	12/2/2012 4:51	58.3	13/2/2012 6:01	58.4	14/2/2012 23:11	62.6
9/2/2012 1:26	59.7	10/2/2012 2:36	58.4	11/2/2012 3:46	57.7	12/2/2012 4:56	57.2	13/2/2012 6:06	58.4	14/2/2012 23:16	61.8
9/2/2012 1:31	58.8	10/2/2012 2:41	58.4	11/2/2012 3:51	58.7	12/2/2012 5:01	57.1	13/2/2012 6:11	58.7	14/2/2012 23:21	60.8
9/2/2012 1:36	60.0	10/2/2012 2:46	58.3	11/2/2012 3:56	58.4	12/2/2012 5:06	57.8	13/2/2012 6:16	59.4	14/2/2012 23:26	61.1
9/2/2012 1:41	59.5	10/2/2012 2:51	58.3	11/2/2012 4:01	57.8	12/2/2012 5:11	58.0	13/2/2012 6:21	60.0	14/2/2012 23:31	61.0
9/2/2012 1:46	59.7	10/2/2012 2:56	58.5	11/2/2012 4:06	58.4	12/2/2012 5:16	57.6	13/2/2012 6:26	60.8	14/2/2012 23:36	61.8
9/2/2012 1:51	60.0	10/2/2012 3:01	58.1	11/2/2012 4:11	58.8	12/2/2012 5:21	58.3	13/2/2012 6:31	61.1	14/2/2012 23:41	60.6
9/2/2012 1:56	58.7	10/2/2012 3:06	58.0	11/2/2012 4:16	58.4	12/2/2012 5:26	58.5	13/2/2012 6:36	61.4	14/2/2012 23:46	61.4
9/2/2012 2:01	58.8	10/2/2012 3:11	58.3	11/2/2012 4:21	58.3	12/2/2012 5:31	58.8	13/2/2012 6:41	61.8	14/2/2012 23:51	60.6
9/2/2012 2:06	59.2	10/2/2012 3:16	57.6	11/2/2012 4:26	58.5	12/2/2012 5:36	61.3	13/2/2012 6:46	62.9	14/2/2012 23:56	60.2
9/2/2012 2:11	59.2	10/2/2012 3:21	58.1	11/2/2012 4:31	59.2	12/2/2012 5:41	59.5	13/2/2012 6:51	62.3	15/2/2012 0:01	60.6
9/2/2012 2:16	58.9	10/2/2012 3:26	57.3	11/2/2012 4:36	58.3	12/2/2012 5:46	57.8	13/2/2012 6:56	62.6	15/2/2012 0:06	60.6
9/2/2012 2:21	57.8	10/2/2012 3:31	58.0	11/2/2012 4:41	58.0	12/2/2012 5:51	58.3	13/2/2012 23:01	61.6	15/2/2012 0:11	59.6
9/2/2012 2:26	58.9	10/2/2012 3:36	57.2	11/2/2012 4:46	57.6	12/2/2012 5:56	58.4	13/2/2012 23:06	62.8	15/2/2012 0:16	59.9
9/2/2012 2:31	58.3	10/2/2012 3:41	57.7	11/2/2012 4:51	58.0	12/2/2012 6:01	59.0	13/2/2012 23:11	62.8	15/2/2012 0:21	60.0
9/2/2012 2:36	58.0	10/2/2012 3:46	57.5	11/2/2012 4:56	57.8	12/2/2012 6:06	59.0	13/2/2012 23:16	60.5	15/2/2012 0:26	60.6
9/2/2012 2:41	57.9	10/2/2012 3:51	57.2	11/2/2012 5:01	57.4	12/2/2012 6:11	60.0	13/2/2012 23:21	60.7	15/2/2012 0:31	60.4
9/2/2012 2:46	57.4	10/2/2012 3:56	57.4	11/2/2012 5:06	58.8	12/2/2012 6:16	60.8	13/2/2012 23:26	60.4	15/2/2012 0:36	58.9
9/2/2012 2:51	57.0	10/2/2012 4:01	56.9	11/2/2012 5:11	58.3	12/2/2012 6:21	59.6	13/2/2012 23:31	60.5	15/2/2012 0:41	59.5
9/2/2012 2:56	57.5	10/2/2012 4:06	57.2	11/2/2012 5:16	58.6	12/2/2012 6:26	61.2	13/2/2012 23:36	62.3	15/2/2012 0:46	59.3
9/2/2012 3:01	57.3	10/2/2012 4:11	56.7	11/2/2012 5:21	58.0	12/2/2012 6:31	59.6	13/2/2012 23:41	61.0	15/2/2012 0:51	60.2
9/2/2012 3:06	57.4	10/2/2012 4:16	56.8	11/2/2012 5:26	58.4	12/2/2012 6:36	60.3	13/2/2012 23:46	60.8	15/2/2012 0:56	58.8
9/2/2012 3:11	57.0	10/2/2012 4:21	56.9	11/2/2012 5:31	58.6	12/2/2012 6:41	60.8	13/2/2012 23:51	60.1	15/2/2012 1:01	58.4
9/2/2012 3:16	56.8	10/2/2012 4:26	56.9	11/2/2012 5:36	59.0	12/2/2012 6:46	61.0	13/2/2012 23:56	61.0	15/2/2012 1:06	59.4
9/2/2012 3:21	56.9	10/2/2012 4:31	56.7	11/2/2012 5:41	60.2	12/2/2012 6:51	60.5	14/2/2012 0:01	60.9	15/2/2012 1:11	57.6
9/2/2012 3:26	56.5	10/2/2012 4:36	56.7	11/2/2012 5:46	62.1	12/2/2012 6:56	62.4	14/2/2012 0:06	60.8	15/2/2012 1:16	58.2
9/2/2012 3:31	58.3	10/2/2012 4:41	56.6	11/2/2012 5:51	60.3	12/2/2012 23:01	60.7	14/2/2012 0:11	60.7	15/2/2012 1:21	58.8
9/2/2012 3:36	57.4	10/2/2012 4:46	57.2	11/2/2012 5:56	59.4	12/2/2012 23:06	61.8	14/2/2012 0:16	60.1	15/2/2012 1:26	57.6
9/2/2012 3:41	58.3	10/2/2012 4:51	57.0	11/2/2012 6:01	59.3	12/2/2012 23:11	61.4	14/2/2012 0:21	60.5	15/2/2012 1:31	58.5
9/2/2012 3:46	57.4	10/2/2012 4:56	57.6	11/2/2012 6:06	58.8	12/2/2012 23:16	61.0	14/2/2012 0:26	59.8	15/2/2012 1:36	58.4
9/2/2012 3:51	57.1	10/2/2012 5:01	56.9	11/2/2012 6:11	60.2	12/2/2012 23:21	60.8	14/2/2012 0:31	60.7	15/2/2012 1:41	57.6
9/2/2012 3:56	57.1	10/2/2012 5:06	57.6	11/2/2012 6:16	59.6	12/2/2012 23:26	60.7	14/2/2012 0:36	58.7	15/2/2012 1:46	58.6
9/2/2012 4:01	56.7	10/2/2012 5:11	57.5	11/2/2012 6:21	60.2	12/2/2012 23:31	60.6	14/2/2012 0:41	60.1	15/2/2012 1:51	57.3
9/2/2012 4:06	56.8	10/2/2012 5:16	58.0	11/2/2012 6:26	60.7	12/2/2012 23:36	60.6	14/2/2012 0:46	59.2	15/2/2012 1:56	56.8
9/2/2012 4:11	56.1	10/2/2012 5:21	58.9	11/2/2012 6:31	61.0	12/2/2012 23:41	60.9	14/2/2012 0:51	58.6	15/2/2012 2:01	57.6
9/2/2012 4:16	56.4	10/2/2012 5:26	58.6	11/2/2012 6:36	59.8	12/2/2012 23:46	60.5	14/2/2012 0:56	58.2	15/2/2012 2:06	57.7
9/2/2012 4:21	56.8	10/2/2012 5:31	58.3	11/2/2012 6:41	61.8	12/2/2012 23:51	60.5	14/2/2012 1:01	59.1	15/2/2012 2:11	58.2
9/2/2012 4:26	57.7	10/2/2012 5:36	59.6	11/2/2012 6:46	61.9	12/2/2012 23:56	60.8	14/2/2012 1:06	59.0	15/2/2012 2:16	56.7
9/2/2012 4:31	56.6	10/2/2012 5:41	58.9	11/2/2012 6:51	63.7	13/2/2012 0:01	60.0	14/2/2012 1:11	58.1	15/2/2012 2:21	56.6
9/2/2012 4:36	57.3	10/2/2012 5:46	59.4	11/2/2012 6:56	63.1	13/2/2012 0:06	60.8	14/2/2012 1:16	59.0	15/2/2012 2:26	56.6
9/2/2012 4:41	56.9	10/2/2012 5:51	59.2	11/2/2012 23:01	62.5	13/2/2012 0:11	60.3	14/2/2012 1:21	58.3	15/2/2012 2:31	57.1
9/2/2012 4:46	56.9	10/2/2012 5:56	59.6	11/2/2012 23:06	62.6	13/2/2012 0:16	60.4	14/2/2012 1:26	57.7	15/2/2012 2:36	55.9
9/2/2012 4:51	57.2	10/2/2012 6:01	59.2	11/2/2012 23:11	63.1	13/2/2012 0:21	59.3	14/2/2012 1:31	58.0	15/2/2012 2:41	56.4
9/2/2012 4:56	57.7	10/2/2012 6:06	60.1	11/2/2012 23:16	62.0	13/2/2012 0:26	59.2	14/2/2012 1:36	57.4	15/2/2012 2:46	56.5
9/2/2012 5:01	57.0	10/2/2012 6:11	59.6	11/2/2012 23:21	62.1	13/2/2012 0:31	59.9	14/2/2012 1:41	57.4	15/2/2012 2:51	56.7
9/2/2012 5:06	57.7	10/2/2012 6:16	59.8	11/2/2012 23:26	61.7	13/2/2012 0:36	59.0	14/2/2012 1:46	57.8	15/2/2012 2:56	56.5
9/2/2012 5:11	57.7	10/2/2012 6:21	60.3	11/2/2012 23:31	62.8	13/2/2012 0:41	58.2	14/2/2012 1:51	57.4	15/2/2012 3:01	56.6
9/2/2012 5:16	57.8	10/2/2012 6:26	60.5	11/2/2012 23:36	61.7	13/2/2012 0:46	58.8	14/2/2012 1:56	57.9	15/2/2012 3:06	55.4
9/2/2012 5:21	60.6	10/2/2012 6:31	60.6	11/2/2012 23:41	61.8	13/2/2012 0:51	58.7	14/2/2012 2:01	57.1	15/2/2012 3:11	55.8
9/2/2012 5:26	60.3	10/2/2012 6:36	61.0	11/2/2012 23:46	61.0	13/2/2012 0:56	58.0	14/2/2012 2:06	56.2	15/2/2012 3:16	56.7
9/2/2012 5:31	58.9	10/2/2012 6:41	61.5	11/2/2012 23:51	61.7	13/2/2012 1:01	58.2	14/2/2012 2:11	57.3	15/2/2012 3:21	56.0
9/2/2012 5:36	60.7	10/2/2012 6:46	62.0	11/2/2012 23:56	61.3	13/2/2012 1:06	57.6	14/2/2012 2:16	57.0	15/2/2012 3:26	55.3
9/2/2012 5:41	59.3	10/2/2012 6:51	62.4	12/2/2012 0:01	61.6	13/2/2012 1:11	57.6	14/2/2012 2:21	56.4	15/2/2012 3:31	55.9
9/2/2012 5:46	60.1	10/2/2012 6:56	62.2	12/2/2012 0:06	61.4	13/2/2012 1:16	57.7	14/2/2012 2:26	57.3	15/2/2012 3:36	55.4
9/2/2012 5:51	60.2	10/2/2012 23:01	63.3	12/2/2012 0:11	61.7	13/2/2012 1:21	57.5	14/2/2012 2:31	57.1	15/2/2012 3:41	56.5
9/2/2012 5:56	57.8	10/2/2012 23:06	63.9	12/2/2012 0:16	61.6	13/2/2012 1:26	57.6	14/2/2012 2:36	56.5	15/2/2012 3:46	56.8
9/2/2012 6:01	59.6	10/2/2012 23:11	62.9	12/2/2012 0:21	60.9	13/2/2012 1:31	56.6	14/2/2012 2:41	55.9	15/2/2012 3:51	56.0
9/2/2012 6:06	61.1	10/2/2012 23:16	63.0	12/2/2012 0:26	61.1	13/2/2012 1:36	56.9	14/2/2012 2:46	56.8	15/2/2012 3:56	56.6
9/2/2012 6:11	60.5	10/2/2012 23:21	62.0	12/2/2012 0:31	60.8	13/2/2012 1:41	58.1	14/2/2012 2:51	56.7	15/2/2012 4:01	56.2
9/2/2012 6:16	60.8	10/2/2012 23:26	62.9	12/2/2012 0:36	60.4	13/2/2012 1:46	56.1	14/2/2012 2:56	56.5	15/2/2012 4:06	55.6
9/2/2012 6:21	61.6	10/2/2012 23:31	62.4	12/2/2012 0:41	60.8	13/2/2012 1:51	56.3	14/2/2012 3:01	55.7	15/2/2012 4:11	55.8
9/2/2012 6:26	61.6	10/2/2012 23:36	62.5	12/2/2012 0:46	60.0	13/2/2012 1:56	56.9	14/2/2012 3:06	57.1	15/2/2012 4:16	56.2
9/2/2012 6:31	60.9	10/2/2012 23:41	61.7	12/2/2012 0:51	59.8	13/2/2012 2:01	56.5	14/2/2012 3:11	55.5	15/2/2012 4:21	54.2
9/2/2012 6:36	62.3	10/2/2012 23:46	62.0	12/2/2012 0:56	60.1	13/2/2012 2:06	56.5	14/2/2012 3:16	56.1	15/2/2012 4:26	56.0
9/2/2012 6:41	62.4	10/2/2012 23:51	61.7	12/2/2012 1:01	60.9	13/2/2012 2:11	55.6	14/2/2012 3:21	54.9	15/2/2012 4:31	55.8

Real-time Noise Data RTN2 (Oil Street Community Liaison Centre)

15/2/2012 4:36	55.1	16/2/2012 5:46	61.2	17/2/2012 6:56	63.4	19/2/2012 0:06	61.3	20/2/2012 1:16	58.4	21/2/2012 2:26	56.0
15/2/2012 4:41	55.0	16/2/2012 5:51	60.1	17/2/2012 23:01	63.2	19/2/2012 0:11	61.7	20/2/2012 1:21	57.1	21/2/2012 2:31	57.5
15/2/2012 4:46	55.2	16/2/2012 5:56	60.4	17/2/2012 23:06	63.8	19/2/2012 0:16	61.6	20/2/2012 1:26	56.7	21/2/2012 2:36	55.6
15/2/2012 4:51	54.8	16/2/2012 6:01	58.6	17/2/2012 23:11	63.1	19/2/2012 0:21	61.9	20/2/2012 1:31	57.2	21/2/2012 2:41	55.7
15/2/2012 4:56	56.7	16/2/2012 6:06	58.6	17/2/2012 23:16	62.1	19/2/2012 0:26	61.1	20/2/2012 1:36	56.8	21/2/2012 2:46	55.7
15/2/2012 5:01	56.2	16/2/2012 6:11	58.9	17/2/2012 23:21	62.1	19/2/2012 0:31	60.8	20/2/2012 1:41	56.4	21/2/2012 2:51	55.6
15/2/2012 5:06	56.5	16/2/2012 6:16	61.5	17/2/2012 23:26	61.6	19/2/2012 0:36	60.7	20/2/2012 1:46	58.8	21/2/2012 2:56	55.9
15/2/2012 5:11	56.5	16/2/2012 6:21	60.2	17/2/2012 23:31	61.5	19/2/2012 0:41	60.8	20/2/2012 1:51	59.5	21/2/2012 3:01	56.6
15/2/2012 5:16	56.0	16/2/2012 6:26	60.4	17/2/2012 23:36	61.6	19/2/2012 0:46	60.8	20/2/2012 1:56	57.3	21/2/2012 3:06	55.1
15/2/2012 5:21	56.1	16/2/2012 6:31	60.4	17/2/2012 23:41	61.8	19/2/2012 0:51	60.7	20/2/2012 2:01	56.1	21/2/2012 3:11	56.6
15/2/2012 5:26	57.0	16/2/2012 6:36	61.4	17/2/2012 23:46	60.8	19/2/2012 0:56	60.1	20/2/2012 2:06	55.6	21/2/2012 3:16	55.5
15/2/2012 5:31	56.7	16/2/2012 6:41	61.4	17/2/2012 23:51	61.1	19/2/2012 1:01	61.6	20/2/2012 2:11	55.7	21/2/2012 3:21	54.6
15/2/2012 5:36	57.1	16/2/2012 6:46	62.2	17/2/2012 23:56	62.5	19/2/2012 1:06	60.3	20/2/2012 2:16	55.4	21/2/2012 3:26	55.1
15/2/2012 5:41	59.1	16/2/2012 6:51	63.1	18/2/2012 0:01	61.3	19/2/2012 1:11	60.8	20/2/2012 2:21	56.3	21/2/2012 3:31	56.0
15/2/2012 5:46	59.7	16/2/2012 6:56	63.0	18/2/2012 0:06	60.8	19/2/2012 1:16	60.1	20/2/2012 2:26	56.2	21/2/2012 3:36	56.2
15/2/2012 5:51	60.9	16/2/2012 23:01	61.3	18/2/2012 0:11	61.6	19/2/2012 1:21	59.7	20/2/2012 2:31	56.5	21/2/2012 3:41	56.8
15/2/2012 5:56	60.7	16/2/2012 23:06	62.7	18/2/2012 0:16	61.5	19/2/2012 1:26	60.0	20/2/2012 2:36	55.3	21/2/2012 3:46	56.6
15/2/2012 6:01	60.8	16/2/2012 23:11	62.4	18/2/2012 0:21	60.9	19/2/2012 1:31	58.9	20/2/2012 2:41	55.5	21/2/2012 3:51	55.1
15/2/2012 6:06	58.8	16/2/2012 23:16	61.2	18/2/2012 0:26	61.3	19/2/2012 1:36	59.9	20/2/2012 2:46	54.8	21/2/2012 3:56	54.6
15/2/2012 6:11	60.2	16/2/2012 23:21	61.5	18/2/2012 0:31	62.0	19/2/2012 1:41	59.0	20/2/2012 2:51	55.8	21/2/2012 4:01	54.4
15/2/2012 6:16	59.5	16/2/2012 23:26	61.6	18/2/2012 0:36	60.9	19/2/2012 1:46	58.7	20/2/2012 2:56	54.9	21/2/2012 4:06	55.5
15/2/2012 6:21	60.1	16/2/2012 23:31	61.6	18/2/2012 0:41	61.2	19/2/2012 1:51	59.5	20/2/2012 3:01	54.1	21/2/2012 4:11	54.8
15/2/2012 6:26	60.7	16/2/2012 23:36	61.4	18/2/2012 0:46	61.0	19/2/2012 1:56	59.2	20/2/2012 3:06	54.8	21/2/2012 4:16	55.7
15/2/2012 6:31	60.8	16/2/2012 23:41	61.2	18/2/2012 0:51	60.7	19/2/2012 2:01	59.1	20/2/2012 3:11	55.8	21/2/2012 4:21	56.2
15/2/2012 6:36	61.6	16/2/2012 23:46	61.4	18/2/2012 0:56	61.1	19/2/2012 2:06	59.2	20/2/2012 3:16	55.2	21/2/2012 4:26	55.2
15/2/2012 6:41	61.4	16/2/2012 23:51	61.3	18/2/2012 1:01	60.9	19/2/2012 2:11	58.4	20/2/2012 3:21	53.5	21/2/2012 4:31	55.3
15/2/2012 6:46	62.0	16/2/2012 23:56	61.4	18/2/2012 1:06	60.5	19/2/2012 2:16	58.4	20/2/2012 3:26	54.9	21/2/2012 4:36	55.2
15/2/2012 6:51	61.5	17/2/2012 0:01	60.9	18/2/2012 1:11	60.7	19/2/2012 2:21	59.0	20/2/2012 3:31	54.6	21/2/2012 4:41	54.7
15/2/2012 6:56	64.1	17/2/2012 0:06	61.4	18/2/2012 1:16	59.6	19/2/2012 2:26	58.7	20/2/2012 3:36	54.9	21/2/2012 4:46	56.0
15/2/2012 23:01	62.7	17/2/2012 0:11	60.5	18/2/2012 1:21	59.6	19/2/2012 2:31	58.8	20/2/2012 3:41	54.0	21/2/2012 4:51	56.0
15/2/2012 23:06	60.8	17/2/2012 0:16	60.5	18/2/2012 1:26	59.6	19/2/2012 2:36	58.3	20/2/2012 3:46	55.0	21/2/2012 4:56	56.7
15/2/2012 23:11	64.3	17/2/2012 0:21	60.7	18/2/2012 1:31	59.3	19/2/2012 2:41	59.2	20/2/2012 3:51	55.0	21/2/2012 5:01	55.3
15/2/2012 23:16	61.5	17/2/2012 0:26	60.5	18/2/2012 1:36	59.6	19/2/2012 2:46	58.3	20/2/2012 3:56	55.8	21/2/2012 5:06	57.0
15/2/2012 23:21	61.0	17/2/2012 0:31	60.4	18/2/2012 1:41	59.8	19/2/2012 2:51	57.8	20/2/2012 4:01	54.1	21/2/2012 5:11	57.8
15/2/2012 23:26	60.7	17/2/2012 0:36	60.5	18/2/2012 1:46	59.8	19/2/2012 2:56	58.0	20/2/2012 4:06	54.6	21/2/2012 5:16	57.8
15/2/2012 23:31	60.9	17/2/2012 0:41	59.6	18/2/2012 1:51	59.1	19/2/2012 3:01	59.0	20/2/2012 4:11	55.1	21/2/2012 5:21	59.2
15/2/2012 23:36	61.1	17/2/2012 0:46	59.7	18/2/2012 1:56	60.5	19/2/2012 3:06	58.6	20/2/2012 4:16	55.5	21/2/2012 5:26	58.8
15/2/2012 23:41	60.9	17/2/2012 0:51	59.8	18/2/2012 2:01	59.1	19/2/2012 3:11	58.1	20/2/2012 4:21	54.8	21/2/2012 5:31	58.7
15/2/2012 23:46	60.9	17/2/2012 0:56	59.9	18/2/2012 2:06	59.6	19/2/2012 3:16	57.9	20/2/2012 4:26	54.0	21/2/2012 5:36	58.5
15/2/2012 23:51	60.5	17/2/2012 1:01	59.5	18/2/2012 2:11	59.2	19/2/2012 3:21	57.7	20/2/2012 4:31	53.6	21/2/2012 5:41	60.3
15/2/2012 23:56	60.8	17/2/2012 1:06	59.1	18/2/2012 2:16	59.2	19/2/2012 3:26	58.2	20/2/2012 4:36	53.8	21/2/2012 5:46	59.4
16/2/2012 0:01	61.3	17/2/2012 1:11	58.9	18/2/2012 2:21	59.1	19/2/2012 3:31	57.9	20/2/2012 4:41	54.4	21/2/2012 5:51	58.3
16/2/2012 0:06	61.0	17/2/2012 1:16	58.8	18/2/2012 2:26	59.2	19/2/2012 3:36	58.7	20/2/2012 4:46	56.0	21/2/2012 5:56	57.6
16/2/2012 0:11	60.6	17/2/2012 1:21	59.3	18/2/2012 2:31	59.1	19/2/2012 3:41	58.9	20/2/2012 4:51	55.2	21/2/2012 6:01	58.4
16/2/2012 0:16	60.8	17/2/2012 1:26	58.2	18/2/2012 2:36	59.5	19/2/2012 3:46	58.5	20/2/2012 4:56	57.8	21/2/2012 6:06	58.7
16/2/2012 0:21	60.7	17/2/2012 1:31	58.5	18/2/2012 2:41	58.5	19/2/2012 3:51	57.8	20/2/2012 5:01	54.2	21/2/2012 6:11	59.7
16/2/2012 0:26	60.5	17/2/2012 1:36	58.9	18/2/2012 2:46	58.4	19/2/2012 3:56	57.8	20/2/2012 5:06	56.3	21/2/2012 6:16	58.9
16/2/2012 0:31	60.1	17/2/2012 1:41	58.2	18/2/2012 2:51	58.4	19/2/2012 4:01	59.1	20/2/2012 5:11	55.5	21/2/2012 6:21	60.0
16/2/2012 0:36	61.2	17/2/2012 1:46	58.9	18/2/2012 2:56	58.6	19/2/2012 4:06	58.7	20/2/2012 5:16	56.6	21/2/2012 6:26	60.3
16/2/2012 0:41	61.0	17/2/2012 1:51	58.5	18/2/2012 3:01	58.4	19/2/2012 4:11	60.0	20/2/2012 5:21	56.1	21/2/2012 6:31	60.6
16/2/2012 0:46	60.4	17/2/2012 1:56	57.8	18/2/2012 3:06	58.1	19/2/2012 4:16	58.2	20/2/2012 5:26	56.7	21/2/2012 6:36	61.0
16/2/2012 0:51	59.0	17/2/2012 2:01	58.3	18/2/2012 3:11	58.2	19/2/2012 4:21	58.1	20/2/2012 5:31	58.0	21/2/2012 6:41	61.4
16/2/2012 0:56	59.3	17/2/2012 2:06	57.8	18/2/2012 3:16	59.1	19/2/2012 4:26	57.6	20/2/2012 5:36	57.8	21/2/2012 6:46	61.9
16/2/2012 1:01	58.8	17/2/2012 2:11	59.0	18/2/2012 3:21	58.5	19/2/2012 4:31	58.4	20/2/2012 5:41	60.2	21/2/2012 6:51	63.0
16/2/2012 1:06	59.2	17/2/2012 2:16	61.9	18/2/2012 3:26	57.2	19/2/2012 4:36	58.5	20/2/2012 5:46	59.7	21/2/2012 6:56	62.5
16/2/2012 1:11	59.0	17/2/2012 2:21	57.2	18/2/2012 3:31	57.5	19/2/2012 4:41	58.4	20/2/2012 5:51	59.0	21/2/2012 23:01	61.6
16/2/2012 1:16	58.0	17/2/2012 2:26	56.9	18/2/2012 3:36	57.4	19/2/2012 4:46	58.4	20/2/2012 5:56	56.6	21/2/2012 23:06	62.8
16/2/2012 1:21	58.2	17/2/2012 2:31	58.5	18/2/2012 3:41	58.7	19/2/2012 4:51	58.0	20/2/2012 6:01	59.0	21/2/2012 23:11	62.4
16/2/2012 1:26	57.8	17/2/2012 2:36	57.4	18/2/2012 3:46	58.6	19/2/2012 4:56	58.4	20/2/2012 6:06	58.8	21/2/2012 23:16	61.7
16/2/2012 1:31	58.4	17/2/2012 2:41	57.0	18/2/2012 3:51	57.9	19/2/2012 5:01	58.1	20/2/2012 6:11	59.4	21/2/2012 23:21	61.6
16/2/2012 1:36	57.7	17/2/2012 2:46	57.7	18/2/2012 3:56	57.4	19/2/2012 5:06	58.4	20/2/2012 6:16	61.0	21/2/2012 23:26	60.8
16/2/2012 1:41	58.2	17/2/2012 2:51	57.6	18/2/2012 4:01	58.3	19/2/2012 5:11	57.0	20/2/2012 6:21	60.7	21/2/2012 23:31	61.6
16/2/2012 1:46	57.6	17/2/2012 2:56	59.0	18/2/2012 4:06	57.5	19/2/2012 5:16	58.4	20/2/2012 6:26	60.2	21/2/2012 23:36	61.6
16/2/2012 1:51	58.0	17/2/2012 3:01	56.9	18/2/2012 4:11	56.7	19/2/2012 5:21	58.7	20/2/2012 6:31	60.6	21/2/2012 23:41	61.1
16/2/2012 1:56	56.8	17/2/2012 3:06	56.9	18/2/2012 4:16	57.6	19/2/2012 5:26	57.6	20/2/2012 6:36	62.0	21/2/2012 23:46	61.1
16/2/2012 2:01	57.4	17/2/2012 3:11	57.0	18/2/2012 4:21	57.1	19/2/2012 5:31	58.3	20/2/2012 6:41	61.9	21/2/2012 23:51	60.8
16/2/2012 2:06	57.1	17/2/2012 3:16	56.6	18/2/2012 4:26	57.6	19/2/2012 5:36	59.1	20/2/2012 6:46	62.6	21/2/2012 23:56	60.6
16/2/2012 2:11	56.9	17/2/2012 3:21	55.2	18/2/2012 4:31	57.3	19/2/2012 5:41	60.2	20/2/2012 6:51	63.6	22/2/2012 0:01	61.0
16/2/2012 2:16	57.5	17/2/2012 3:26	56.8	18/2/2012 4:36	57.1	19/2/2012 5:46	59.6	20/2/2012 6:56	62.7	22/2/2012 0:06	61.0
16/2/2012 2:21	57.0	17/2/2012 3:31	56.8	18/2/2012 4:41	57.7	19/2/2012 5:51	58.4	20/2/2012 23:01	61.7	22/2/2012 0:11	60.5
16/2/2012 2:26	57.5	17/2/2012 3:36	57.3	18/2/2012 4:46	57.9	19/2/2012 5:56	59.1	20/2/2012 23:06	62.5	22/2/2012 0:16	61.3
16/2/2012 2:31	57.6	17/2/2012 3:41	56.2	18/2/2012 4:51	56.8	19/2/2012 6:01	58.4	20/2/2012 23:11	62.9	22/2/2012 0:21	61.0
16/2/2012 2:36	56.5	17/2/2012 3:46	57.0	18/2/2012 4:56	57.3	19/2/2012 6:06	58.4	20/2/2012 23:16	60.6	22/2/2012 0:26	61.0
16/2/2012 2:41	56.1	17/2/2012 3:51	56.4	18/2/2012 5:01	57.5	19/2/2012 6:11	58.4	20/2/2012 23:21	60.5	22/2/2012 0:31	59.9
16/2/2012 2:46	57.0	17/2/2012 3:56	55.5	18/2/2012 5:06	57.7	19/2/2012 6:16	58.8	20/2/2012 23:26	62.8	22/2/2012 0:36	59.9
16/2/2012 2:51	57.0	17/2/2012 4:01	57.1	18/2/2012 5:11	57.3	19/2/2012 6:21	60.0	20/2/2012 23:31	62.0	22/2/2012 0:41	60.5
16/2/2012 2:56	56.1	17/2/2012 4:06	57.1	18/2/2012 5:16	58.5	19/2/2012 6:26	60.5	20/2/2012 23:36	60.6	22/2/2012 0:46	59.8
16/2/2012 3:01	56.9	17/2/2012 4:11	56.2	18/2/2012 5:21	57.7	19/2/2012 6:31	60.2	20/2/2012 23:41	60.6	22/2/2012 0:51	59.8
16/2/2012 3:06	56.1	17/2/2012 4:16	56.8	18/2/2012 5:26	58.5	19/2/2012 6:36	60.2	20/2/2012 23:46	60.3	22/2/2012 0:56	59.4
16/2/2012 3:11	57.4	17/2/2012 4:21	56.4	18/2/2012 5:31	57.3	19/2/2012 6:41	59.9	20/2/2012 23:51	59.4	22/2/2012 1:01	58.9
16/2/2012 3:16	57.1	17/2/2012 4:26	56.5	18/2/2012 5:36	59.0	19/2/2012 6:46	60.8	20/2/2012 23:56	60.1	22/2/2012 1:06	59.4
16/2/2012 3:21	56.5	17/2/2012 4:31	55.6	18/2/2012 5:41	60.7	19/2/2012 6:51	63.8	21/2/2012 0:01	59.7	22/2/2012 1:11	59.0
16/2/2012 3:26	56.7	17/2/2012 4:36	56.7	18/2/2012 5:46	62.0	19/2/2012 6:56	61.1	21/2/2012 0:06	60.5	22/2/2012 1:16	58.7
16/2/2012 3:31	56.5	17/2/2012 4:41	56.1	18/2/2012 5:51	57.8	19/2/2012 23:01	60.9	21/2/2012 0:11	60.1	22/2/2012 1:21	59.6
16/2/2012 3:36	56.4	17/2/2012 4:46	56.5	18/2/2012 5:56	58.9	19/2/2012 23:06	61.3	21/2/2012 0:16	59.6	22/2/2012 1:26	58.8
16/2/2012 3:41	57.4	17/2/2012 4:51	56.7	18/2/2012 6:01	58.6	19/2/2012 23:11	63.3	21/2/2012 0:21	59.5	22/2/2012 1:31	58.3
16/2/2012 3:46	56.6	17/2/2012 4:56	57.2	18/2/2012 6:06	58.9	19/2/2012 23:16	61.8	21/2/2012 0:26	60.2	22/2/2012 1:36	57.8
16/2/2012 3:51	56.5	17/2/2012 5:01	56.4	18/2/2012 6:11	59.3	19/2/2012 23:21	61.1	21/2/2012 0:31	61.2	22/2/2012 1:41	58.8
16/2/2012 3:56	56.7	17/2/2012 5:06	57.2	18/2/2012 6:16	59.2	19/2/2012 23:26	60.2	21/2/2012 0:36	59.7	22/2/2012 1:46	58.5
16/2/2012 4:01	55.8	17/2/2012 5:11	55.8	18/2/2012 6:21	59.8	19/2/2012 23:31	60.9	21/2/2012 0:41	58.6	22/2/2012 1:51	58.1
16/2/2012 4:06	56.5	17/2/2012 5:16	56.6	18/2/2012 6:26	59.8	19/2/2012 23:36	60.6	21/2/2012 0:46	58.2	22/2/2012 1:56	58.1
16/2/2012 4:11	55.6	17/2/2012 5:21	58.9	18/2/2012 6:31	59.6	19/2/2012 23:41	60.4	21/2/2012 0:51	58.5	22/2/2012 2:01	57.8
16/2/2012 4:16	56.1	17/2/2012 5:26	57.3	18/2/2012 6:36	61.5	19/2/2012 23:46	60.2	21/2/2012 0:56	58.7	22/2/2012 2:06	57.6
16/2/2012 4:21	56.5	17/2/2012 5:31	57.1	18/2/2012 6:41	62.5	19/2/2012 23:51	60.5	21/2/2012 1:01	57.2	22/2/2012 2:11	58.4
16/2/2012 4:26	56.4	17/2/2012 5:36	58.2	18/2/2012 6:46	61.3	19/2/2012 23:56	60.1	21/2/2012 1:06	58.3	22/2/2012 2:16	57.0
16/2/2012 4:31	56.3	17/2/2012 5:41	63.4	18/2/2012 6:51	62.4	20/2/2012 0:01	60.1	21/2/2012 1:11	58.3	22/2/2012 2:21	56.9
16/2/2012 4:36	56.2	17/2/2012 5:46	59.3	18/2/2012 6:56	61.9	20/2/2012 0:06	60.0	21/2/2012 1:16	58.0	22/2/2012 2:26	56.9
16/2/2012 4:41	56.1	17/2/2012 5:51	58.5	18/2/2012 23:01	61.7	20/2/2012 0:11	59.7	21/2/2012 1:21	58.2	22/2/2012 2:31	57.3
16/2/2012 4:46	55.9	17/2/2012 5:56	58.5	18/2/2012 23:06	61.8	20/2/2012 0:16	59.6	21/2/2012 1:26	58.5	22/2/2012 2:36	57.1
16/2/2012 4:51	56.2	17/2/2012 6:01	58.7	18/2/2012 23:11	66.2	20/2/2012 0:21	59.9	21/2/2012 1:31	57.5	22/2/2012 2:41	57.3
16/2/2012 4:56	57.5	17/2/2012 6:06	59.0	18/2/2012 23:16	62.4	20/2/2012 0:26	60.0	21/2/2012 1:36	56.7	22/2/2012 2:46	56.4
16/2/2012 5:01	56.7	17/2/2012 6:11	59.7	18/2/2012 23:21	62.5	20/2/2012 0:31	59.2	21/2/2012 1:41	56.9	22/2/2012 2:51	57.2
16/2/2012 5:06	58.4	17/2/2012 6:16	60.0	18/2/2012 23:26	61.5	20/2/2012 0:36	58.5	21/2/2012 1:46	57.9	22/2/2012 2:56	56.9
16/2/2012 5:11	58.1	17/2/2012 6:21	60.2	18/2/2012 23:31	62.4	20/2/2012 0:41	58.3	21/2/2012 1:51	58.3	22/2/2012 3:01	56.2
16/2/2012 5:16	58.2	17/2/2012 6:26	59.8	18/2/2012 23:36	61.7	20/2/2012 0:46	58.8	21/2/2012 1:56	57.3	22/2/2012 3:06	56.1
16/2/2012 5:21	57.7	17/2/2012 6:31	61.0	18/2/2012 23:41	61.8	20/2/2012 0:51	58.0	21/2/2012 2:01	57.2	22/2/2012 3:11	58.2
16/2/2012 5:26	58.1	17/2/2012 6:36	61.0	18/2/2012 23:46	61.8	20/2/2012 0:56	58.0	21/2/2012 2:06	56.4	22/2/2012 3:16	57.2
16/2/2012 5:31	56.9	17/2/2012 6:41	62.3	18/2/2012 23:51	61.3	20/2/2012 1:01	57.6	21/2/2012 2:11	56.2	22/2/2012 3:21	56.5
16/2/2012 5:36	58.4	17/2/2012 6:46	61.9	18/2/2012 23:56	61.7	20/2/2012 1:06	59.3	21/2/2012 2:16	59.1	22/2/2012 3:26	57.3
16/2/2012 5:41	57.9	17/2/2012 6:51	62.2	19/2/2012 0:01	61.9	20/2/2012 1:11	58.5	21/2/2012 2:21	57.3	22/2/2012 3:31	56.5

Real-time Noise Data RTN2 (Oil Street Community Liaison Centre)

22/2/2012 3:36	56.8
22/2/2012 3:41	56.0
22/2/2012 3:46	56.6
22/2/2012 3:51	56.6
22/2/2012 3:56	56.1
22/2/2012 4:01	55.8
22/2/2012 4:06	55.5
22/2/2012 4:11	58.0
22/2/2012 4:16	58.0
22/2/2012 4:21	55.6
22/2/2012 4:26	56.2
22/2/2012 4:31	55.3
22/2/2012 4:36	55.9
22/2/2012 4:41	56.3
22/2/2012 4:46	57.0
22/2/2012 4:51	55.9
22/2/2012 4:56	56.5
22/2/2012 5:01	56.2
22/2/2012 5:06	57.1
22/2/2012 5:11	56.5
22/2/2012 5:16	57.4
22/2/2012 5:21	58.8
22/2/2012 5:26	60.3
22/2/2012 5:31	58.7
22/2/2012 5:36	60.0
22/2/2012 5:41	63.1
22/2/2012 5:46	60.7
22/2/2012 5:51	61.3
22/2/2012 5:56	59.0
22/2/2012 6:01	59.0
22/2/2012 6:06	59.7
22/2/2012 6:11	59.9
22/2/2012 6:16	60.2
22/2/2012 6:21	60.5
22/2/2012 6:26	61.0
22/2/2012 6:31	61.0
22/2/2012 6:36	60.8
22/2/2012 6:41	62.5
22/2/2012 6:46	64.4
22/2/2012 6:51	63.0
22/2/2012 6:56	63.0
22/2/2012 23:01	62.2
22/2/2012 23:06	61.1
22/2/2012 23:11	61.3
22/2/2012 23:16	61.4
22/2/2012 23:21	61.3
22/2/2012 23:26	60.6
22/2/2012 23:31	61.3
22/2/2012 23:36	61.0
22/2/2012 23:41	60.8
22/2/2012 23:46	59.9
22/2/2012 23:51	60.2
22/2/2012 23:56	60.2
23/2/2012 0:01	60.0
23/2/2012 0:06	60.7
23/2/2012 0:11	60.3
23/2/2012 0:16	60.0
23/2/2012 0:21	60.5
23/2/2012 0:26	60.0
23/2/2012 0:31	60.5
23/2/2012 0:36	59.8
23/2/2012 0:41	60.8
23/2/2012 0:46	59.5
23/2/2012 0:51	58.7
23/2/2012 0:56	59.1
23/2/2012 1:01	58.5
23/2/2012 1:06	58.5
23/2/2012 1:11	59.0
23/2/2012 1:16	59.5
23/2/2012 1:21	58.5
23/2/2012 1:26	58.9
23/2/2012 1:31	58.3
23/2/2012 1:36	58.3
23/2/2012 1:41	58.0
23/2/2012 1:46	57.0
23/2/2012 1:51	58.0
23/2/2012 1:56	58.3
23/2/2012 2:01	57.6
23/2/2012 2:06	57.8
23/2/2012 2:11	57.2
23/2/2012 2:16	57.2
23/2/2012 2:21	56.8
23/2/2012 2:26	57.3
23/2/2012 2:31	57.1
23/2/2012 2:36	64.1
23/2/2012 2:41	56.5
23/2/2012 2:46	57.3
23/2/2012 2:51	56.1
23/2/2012 2:56	55.3
23/2/2012 3:01	56.0
23/2/2012 3:06	57.2
23/2/2012 3:11	54.4
23/2/2012 3:16	56.8
23/2/2012 3:21	55.1
23/2/2012 3:26	55.7
23/2/2012 3:31	55.0
23/2/2012 3:36	56.1
23/2/2012 3:41	55.7
23/2/2012 3:46	55.9
23/2/2012 3:51	55.1
23/2/2012 3:56	54.8
23/2/2012 4:01	55.5
23/2/2012 4:06	55.3
23/2/2012 4:11	55.2
23/2/2012 4:16	55.4
23/2/2012 4:21	54.6
23/2/2012 4:26	56.1
23/2/2012 4:31	55.6
23/2/2012 4:36	55.9
23/2/2012 4:41	55.6

23/2/2012 4:46	56.9
23/2/2012 4:51	55.8
23/2/2012 4:56	56.1
23/2/2012 5:01	55.7
23/2/2012 5:06	56.0
23/2/2012 5:11	55.6
23/2/2012 5:16	57.7
23/2/2012 5:21	55.8
23/2/2012 5:26	57.3
23/2/2012 5:31	57.8
23/2/2012 5:36	60.7
23/2/2012 5:41	59.7
23/2/2012 5:46	58.3
23/2/2012 5:51	57.7
23/2/2012 5:56	59.3
23/2/2012 6:01	58.6
23/2/2012 6:06	59.4
23/2/2012 6:11	59.0
23/2/2012 6:16	59.7
23/2/2012 6:21	59.6
23/2/2012 6:26	61.0
23/2/2012 6:31	60.9
23/2/2012 6:36	61.3
23/2/2012 6:41	62.4
23/2/2012 6:46	63.0
23/2/2012 6:51	63.3
23/2/2012 6:56	63.6
23/2/2012 23:01	63.8
23/2/2012 23:06	62.4
23/2/2012 23:11	62.5
23/2/2012 23:16	62.2
23/2/2012 23:21	63.3
23/2/2012 23:26	61.9
23/2/2012 23:31	62.3
23/2/2012 23:36	63.0
23/2/2012 23:41	61.3
23/2/2012 23:46	62.6
23/2/2012 23:51	61.5
23/2/2012 23:56	61.8
24/2/2012 0:01	61.8
24/2/2012 0:06	62.0
24/2/2012 0:11	61.9
24/2/2012 0:16	61.0
24/2/2012 0:21	60.6
24/2/2012 0:26	61.7
24/2/2012 0:31	61.1
24/2/2012 0:36	61.0
24/2/2012 0:41	60.8
24/2/2012 0:46	60.2
24/2/2012 0:51	60.5
24/2/2012 0:56	59.5
24/2/2012 1:01	59.8
24/2/2012 1:06	60.1
24/2/2012 1:11	59.9
24/2/2012 1:16	60.4
24/2/2012 1:21	60.2
24/2/2012 1:26	59.3
24/2/2012 1:31	59.7
24/2/2012 1:36	59.4
24/2/2012 1:41	59.7
24/2/2012 1:46	58.7
24/2/2012 1:51	59.8
24/2/2012 1:56	58.6
24/2/2012 2:01	59.2
24/2/2012 2:06	58.5
24/2/2012 2:11	58.2
24/2/2012 2:16	58.0
24/2/2012 2:21	58.5
24/2/2012 2:26	58.0
24/2/2012 2:31	57.9
24/2/2012 2:36	58.4
24/2/2012 2:41	58.5
24/2/2012 2:46	57.4
24/2/2012 2:51	58.2
24/2/2012 2:56	58.2
24/2/2012 3:01	58.0
24/2/2012 3:06	58.0
24/2/2012 3:11	58.1
24/2/2012 3:16	58.2
24/2/2012 3:21	58.1
24/2/2012 3:26	57.5
24/2/2012 3:31	57.6
24/2/2012 3:36	58.1
24/2/2012 3:41	56.5
24/2/2012 3:46	57.5
24/2/2012 3:51	57.9
24/2/2012 3:56	58.0
24/2/2012 4:01	58.5
24/2/2012 4:06	57.2
24/2/2012 4:11	57.1
24/2/2012 4:16	58.0
24/2/2012 4:21	58.6
24/2/2012 4:26	57.2
24/2/2012 4:31	57.5
24/2/2012 4:36	57.2
24/2/2012 4:41	56.8
24/2/2012 4:46	56.9
24/2/2012 4:51	56.7
24/2/2012 4:56	57.5
24/2/2012 5:01	63.8
24/2/2012 5:06	57.4
24/2/2012 5:11	58.0
24/2/2012 5:16	57.3
24/2/2012 5:21	57.2
24/2/2012 5:26	57.7
24/2/2012 5:31	57.2
24/2/2012 5:36	60.8
24/2/2012 5:41	60.2
24/2/2012 5:46	59.6
24/2/2012 5:51	59.2

24/2/2012 5:56	59.5
24/2/2012 6:01	58.6
24/2/2012 6:06	61.1
24/2/2012 6:11	60.1
24/2/2012 6:16	61.1
24/2/2012 6:21	60.5
24/2/2012 6:26	61.2
24/2/2012 6:31	61.3
24/2/2012 6:36	61.0
24/2/2012 6:41	61.9
24/2/2012 6:46	62.2
24/2/2012 6:51	62.4
24/2/2012 6:56	64.1
24/2/2012 23:01	63.3
24/2/2012 23:06	64.0
24/2/2012 23:11	62.8
24/2/2012 23:16	62.3
24/2/2012 23:21	61.5
24/2/2012 23:26	62.1
24/2/2012 23:31	61.8
24/2/2012 23:36	63.0
24/2/2012 23:41	63.3
24/2/2012 23:46	62.0
24/2/2012 23:51	63.0
24/2/2012 23:56	62.4
25/2/2012 0:01	62.0
25/2/2012 0:06	62.1
25/2/2012 0:11	61.8
25/2/2012 0:16	61.8
25/2/2012 0:21	62.2
25/2/2012 0:26	62.2
25/2/2012 0:31	61.8
25/2/2012 0:36	61.1
25/2/2012 0:41	61.2
25/2/2012 0:46	61.3
25/2/2012 0:51	60.9
25/2/2012 0:56	61.2
25/2/2012 1:01	60.8
25/2/2012 1:06	60.8
25/2/2012 1:11	60.7
25/2/2012 1:16	60.0
25/2/2012 1:21	61.1
25/2/2012 1:26	60.6
25/2/2012 1:31	60.0
25/2/2012 1:36	60.8
25/2/2012 1:41	60.0
25/2/2012 1:46	59.9
25/2/2012 1:51	60.2
25/2/2012 1:56	60.8
25/2/2012 2:01	60.3
25/2/2012 2:06	60.1
25/2/2012 2:11	59.5
25/2/2012 2:16	60.3
25/2/2012 2:21	59.6
25/2/2012 2:26	59.5
25/2/2012 2:31	59.2
25/2/2012 2:36	59.2
25/2/2012 2:41	60.9
25/2/2012 2:46	59.5
25/2/2012 2:51	58.8
25/2/2012 2:56	59.7
25/2/2012 3:01	58.6
25/2/2012 3:06	58.4
25/2/2012 3:11	59.2
25/2/2012 3:16	59.7
25/2/2012 3:21	58.8
25/2/2012 3:26	58.5
25/2/2012 3:31	58.6
25/2/2012 3:36	58.8
25/2/2012 3:41	59.3
25/2/2012 3:46	58.8
25/2/2012 3:51	58.6
25/2/2012 3:56	58.4
25/2/2012 4:01	58.3
25/2/2012 4:06	58.9
25/2/2012 4:11	58.5
25/2/2012 4:16	58.4
25/2/2012 4:21	58.4
25/2/2012 4:26	58.1
25/2/2012 4:31	58.2
25/2/2012 4:36	57.9
25/2/2012 4:41	58.0
25/2/2012 4:46	57.8
25/2/2012 4:51	57.8
25/2/2012 4:56	58.4
25/2/2012 5:01	57.9
25/2/2012 5:06	58.9
25/2/2012 5:11	58.0
25/2/2012 5:16	58.7
25/2/2012 5:21	58.1
25/2/2012 5:26	58.1
25/2/2012 5:31	59.3
25/2/2012 5:36	62.2
25/2/2012 5:41	61.9
25/2/2012 5:46	60.9
25/2/2012 5:51	60.5
25/2/2012 5:56	59.2
25/2/2012 6:01	60.2
25/2/2012 6:06	60.4
25/2/2012 6:11	59.8
25/2/2012 6:16	60.3
25/2/2012 6:21	59.8
25/2/2012 6:26	60.2
25/2/2012 6:31	61.0
25/2/2012 6:36	61.6
25/2/2012 6:41	62.1
25/2/2012 6:46	62.9
25/2/2012 6:51	62.5
25/2/2012 6:56	62.8
25/2/2012 23:01	61.7

25/2/2012 23:06	62.3
25/2/2012 23:11	62.2
25/2/2012 23:16	61.6
25/2/2012 23:21	63.0
25/2/2012 23:26	62.2
25/2/2012 23:31	61.8
25/2/2012 23:36	62.1
25/2/2012 23:41	62.1
25/2/2012 23:46	62.3
25/2/2012 23:51	61.6
25/2/2012 23:56	61.9
26/2/2012 0:01	61.8
26/2/2012 0:06	62.7
26/2/2012 0:11	62.8
26/2/2012 0:16	62.9
26/2/2012 0:21	61.9
26/2/2012 0:26	61.9
26/2/2012 0:31	62.4
26/2/2012 0:36	62.1
26/2/2012 0:41	62.2
26/2/2012 0:46	61.8
26/2/2012 0:51	61.4
26/2/2012 0:56	62.0
26/2/2012 1:01	61.7
26/2/2012 1:06	61.4
26/2/2012 1:11	61.7
26/2/2012 1:16	61.9
26/2/2012 1:21	61.1
26/2/2012 1:26	61.4
26/2/2012 1:31	61.5
26/2/2012 1:36	61.7
26/2/2012 1:41	61.8
26/2/2012 1:46	61.3
26/2/2012 1:51	60.2
26/2/2012 1:56	60.1
26/2/2012 2:01	60.6
26/2/2012 2:06	59.9
26/2/2012 2:11	60.6
26/2/2012 2:16	60.4
26/2/2012 2:21	60.4
26/2/2012 2:26	60.3
26/2/2012 2:31	61.2
26/2/2012 2:36	62.1
26/2/2012 2:41	64.2
26/2/2012 2:46	62.8
26/2/2012 2:51	60.9
26/2/2012 2:56	60.4
26/2/2012 3:01	60.5
26/2/2012 3:06	59.8
26/2/2012 3:11	59.7
26/2/2012 3:16	59.7
26/2/2012 3:21	59.1
26/2/2012 3:26	59.8
26/2/2012 3:31	59.4
26/2/2012 3:36	59.3
26/2/2012 3:41	58.9
26/2/2012 3:46	58.9
26/2/2012 3:51	58.6
26/2/2012 3:56	59.0
26/2/2012 4:01	59.1
26/2/2012 4:06	58.8
26/2/2012 4:11	59.6
26/2/2012 4:16	58.8
26/2/2012 4:21	58.5
26/2/2012 4:26	58.4
26/2/2012 4:31	59.5
26/2/2012 4:36	58.5
26/2/2012 4:41	59.2
26/2/2012 4:46	58.5
26/2/2012 4:51	59.2
26/2/2012 4:56	58.4
26/2/2012 5:01	58.8
26/2/2012 5:06	58.2
26/2/2012 5:11	58.5
26/2/2012 5:16	58.8
26/2/2012 5:21	58.6
26/2/2012 5:26	59.1
26/2/2012 5:31	57.8
26/2/2012 5:36	57.6
26/2/2012 5:41	58.4
26/2/2012 5:46	58.3
26/2/2012 5:51	57.8
26/2/2012 5:56	57.6
26/2/2012 6:01	57.5
26/2/2012 6:06	57.8
26/2/2012 6:11	58.5
26/2/2012 6:16	59.1
26/2/2012 6:21	58.3
26/2/2012 6:26	57.9
26/2/2012 6:31	57.9
26/2/2012 6:36	58.7
26/2/2012 6:41	58.7
26/2/2012 6:46	58.3
26/2/2012 6:51	59.6
26/2/2012 6:56	60.1
26/2/2012 23:01	61.8
26/2/2012 23:06	61.9
26/2/2012 23:11	61.7
26/2/2012 23:16	61.8
26/2/2012 23:21	62.3
26/2/2012 23:26	61.5
26/2/2012 23:31	61.2
26/2/2012 23:36	61.9
26/2/2012 23:41	61.4
26/2/2012 23:46	61.9
26/2/2012 23:51	61.6
26/2/2012 23:56	61.3
27/2/2012 0:01	62.7
27/2/2012 0:06	61.7
27/2/2012 0:11	61.6

27/2/2012 0:16	61.8
27/2/2012 0:21	62.0
27/2/2012 0:26	61.2
27/2/2012 0:31	61.7
27/2/2012 0:36	61.5
27/2/2012 0:41	61.0
27/2/2012 0:46	61.6
27/2/2012 0:51	61.1
27/2/2012 0:56	60.8
27/2/2012 1:01	61.0
27/2/2012 1:06	60.8
27/2/2012 1:11	60.9
27/2/2012 1:16	61.0
27/2/2012 1:21	60.7
27/2/2012 1:26	60.8
27/2/2012 1:31	61.5
27/2/2012 1:36	60.7
27/2/2012 1:41	60.7
27/2/2012 1:46	60.6
27/2/2012 1:51	60.7
27/2/2012 1:56	59.7
27/2/2012 2:01	60.9
27/2/2012 2:06	60.5
27/2/2012 2:11	59.9
27/2/2012 2:16	60.9
27/2/2012 2:21	59.4
27/2/2012 2:26	63.7
27/2/2012 2:31	59.5
27/2/2012 2:36	59.1
27/2/2012 2:41	59.5
27/2/2012 2:46	60.6
27/2/2012 2:51	58.5
27/2/2012 2:56	58.5
27/2/2012 3:01	59.0
27/2/2012 3:06	59.2
27/2/2012 3:11	59.0
27/2/2012 3:16	58.9
27/2/2012 3:21	58.4
27/2/2012 3:26	59.5
27/2/2012 3:31	58.8
27/2/2012 3:36	57.5
27/2/2012 3:41	58.1
27/2/2012 3:46	57.6
27/2/2012 3:51	57.9
27/2/2012 3:56	58.1
27/2/2012 4:01	57.9
27/2/2012 4:06	57.9
27/2/2012 4:11	57.9
27/2/2012 4:16	58.2
27/2/2012 4:21	58.1
27/2/2012 4:26	58.9
27/2/2012 4:31	57.7
27/2/2012 4:36	58.7
27/2/2012 4:41	57.0
27/2/2012 4:46	57.7
27/2/2012 4:51	58.4
27/2/2012 4:56	57.9
27/2/2012 5:01	57.3
27/2/2012 5:06	57.1
27/2/2012 5:11	57.2
27/2/2012 5:16	57.4
27/2/2012 5:21	57.5
27/2/2012 5:26	57.7
27/2/2012 5:31	56.7
27/2/2012 5:36	57.6
27/2/2012 5:41	58.1
27/2/2012 5:46	57.2
27/2/2012 5:51	57.6
27/2/2012 5:56	57.5
27/2/2012 6:01	59.4
27/2/2012 6:06	57.9
27/2/2012 6:11	58.4
27/2/2012 6:16	57.9
27/2/2012 6:21	57.7
27/2/2012 6:26	57.5
27/2/2012 6:31	57.8
27/2/2012 6:36	57.5
27/2/2012 6:41	57.5
27/2/2012 6:46	57.8
27/2/2012 6:51	57.3
27/2/2012 6:56	59.8
27/2/2012 23:01	60.7
27/2/2012 23:06	61.5
27/2/2012 23:11	61.4
27/2/2012 23:16	61.7
27/2/2012 23:21	60.2
27/2/2012 23:26	61.4
27/2/2012 23:31	61.0
27/2/2012 23:36	62.6
27/2/2012 23:41	61.2
27/2/2012 23:46	61.9
27/2/2012 23:51	62.3
27/2/2012 23:56	59.9

*Exceedance recorded during monitoring compliance check with NCO.

Graphic Presentation of Real Time Noise Monitoring Result (Food and Environmental Hygiene Department Depot)

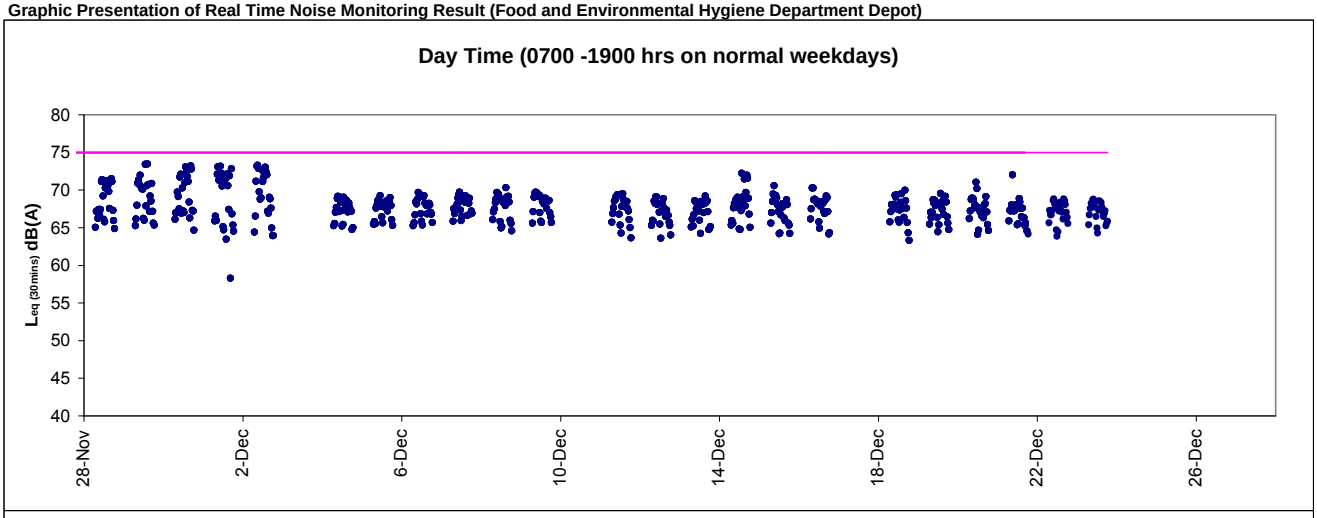

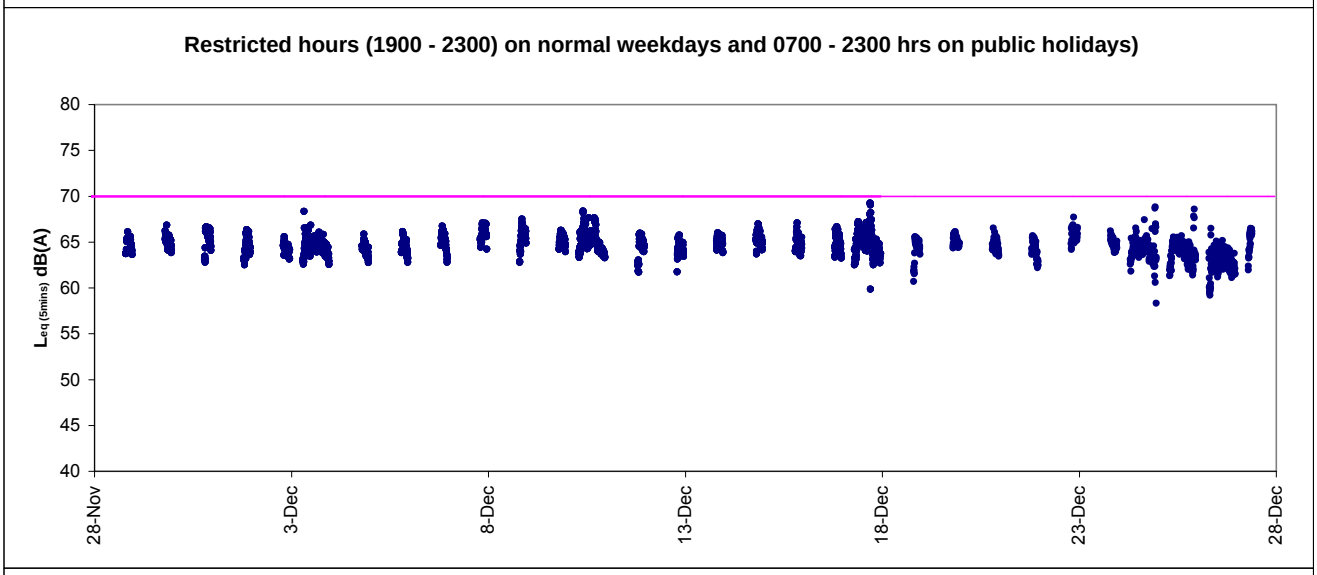

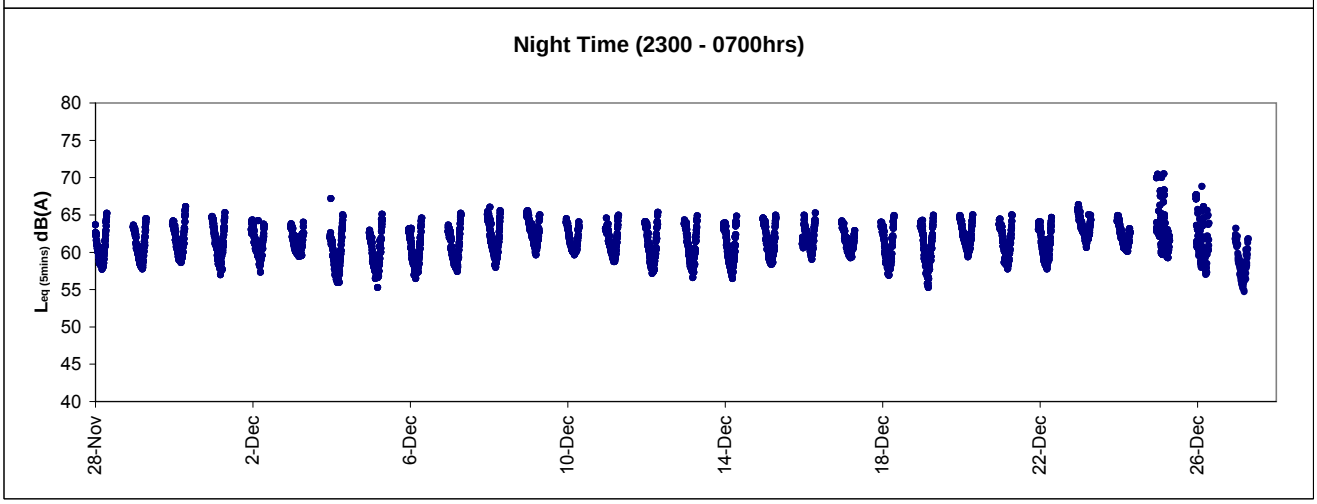

Graphic Presentation of Real Time Noise Monitoring Result (CLC)

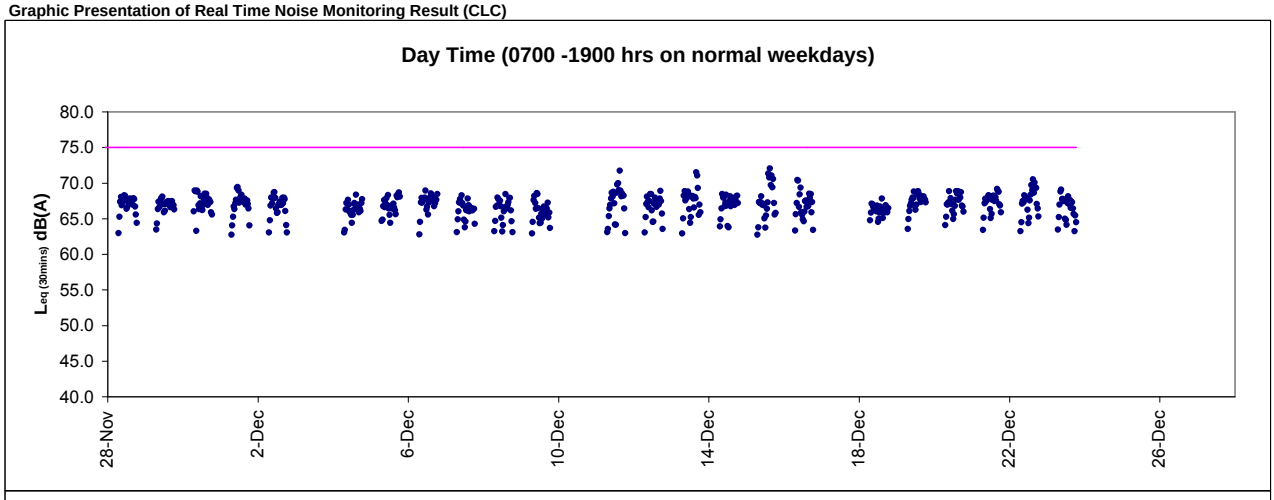

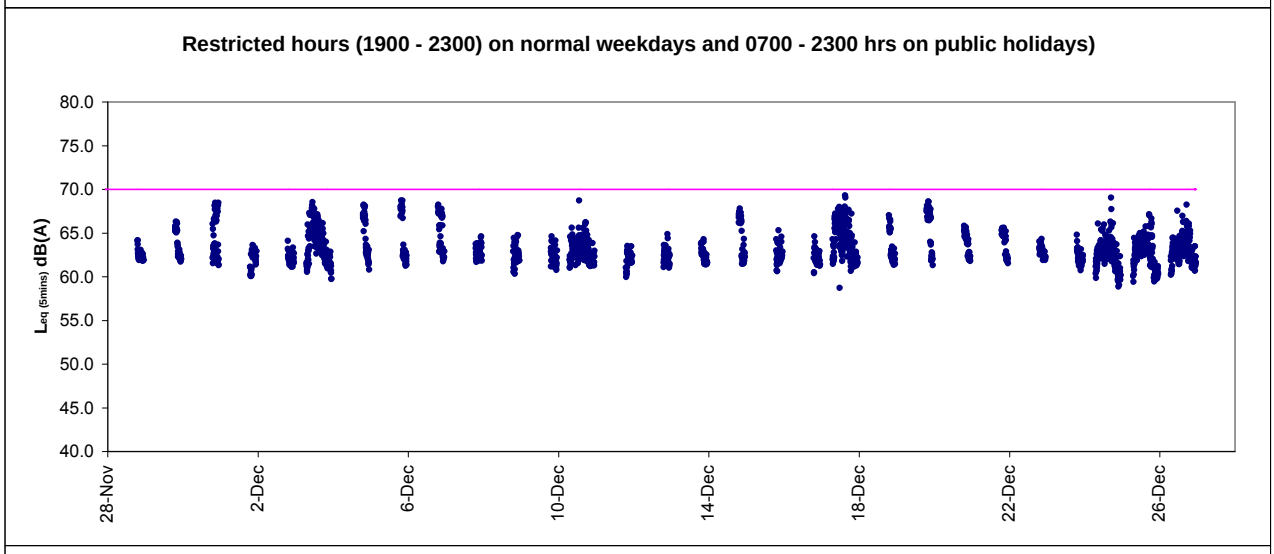

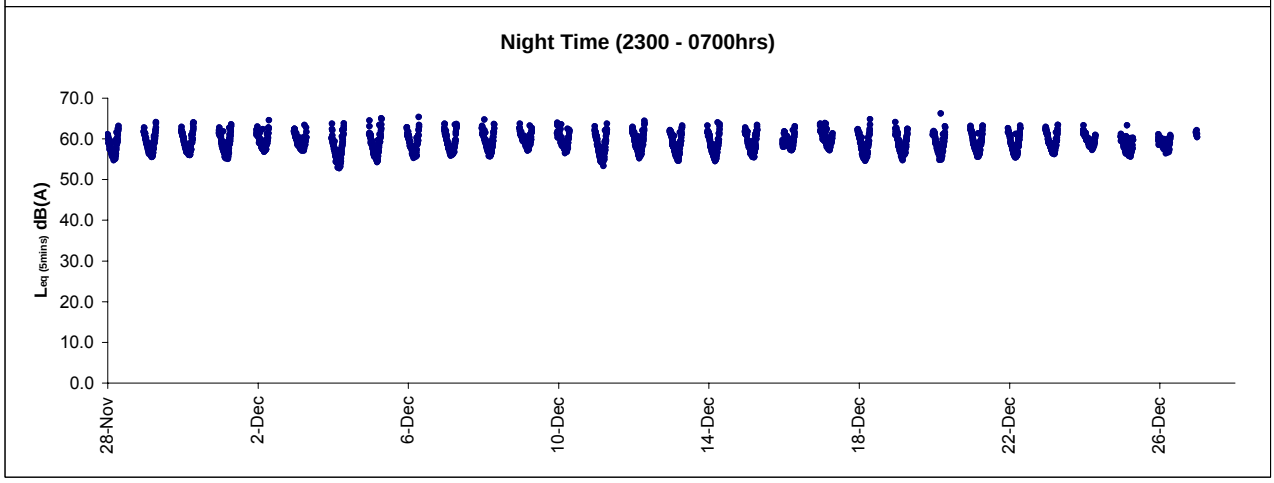

Graphic Presentation of Real Time Noise Monitoring Result (Food and Environmental Hygiene Department Depot)

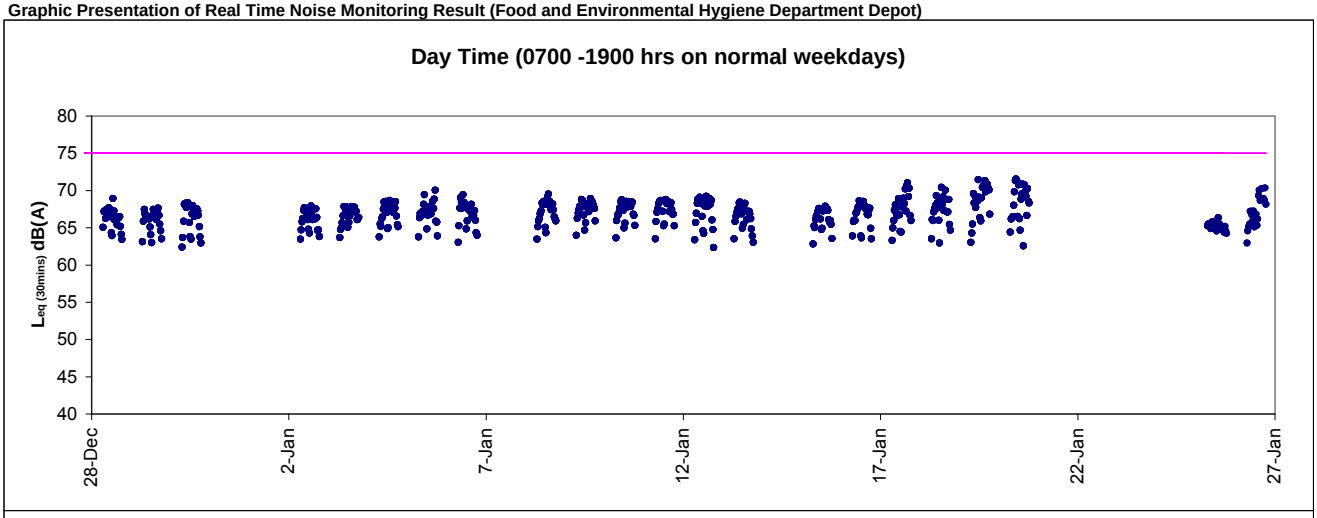

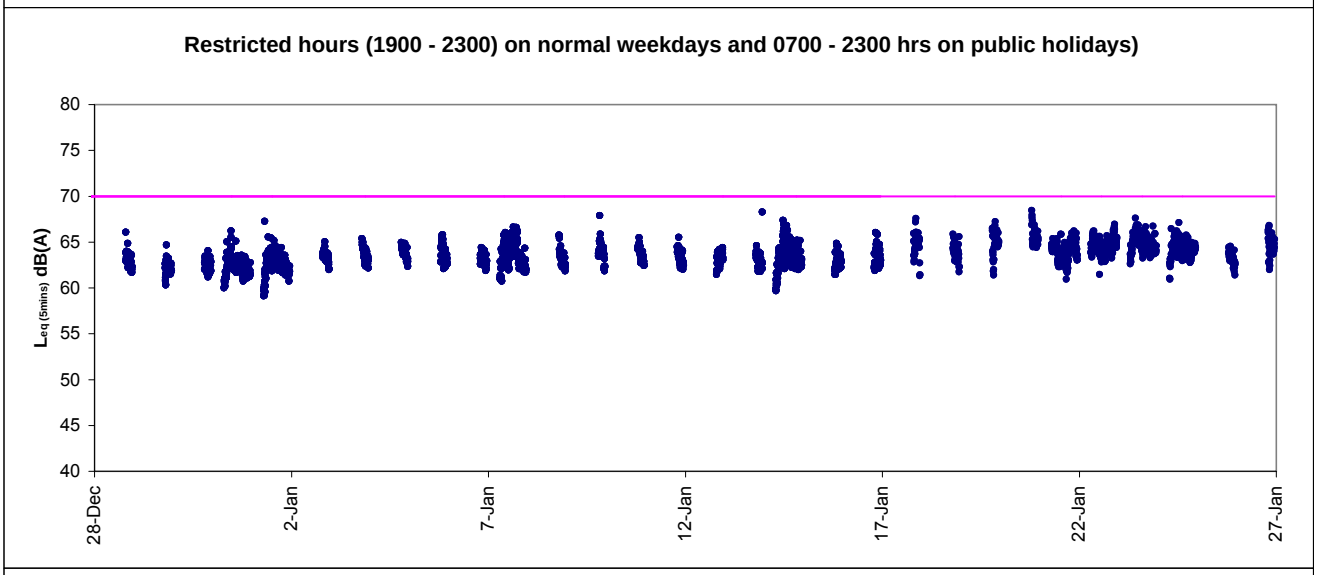

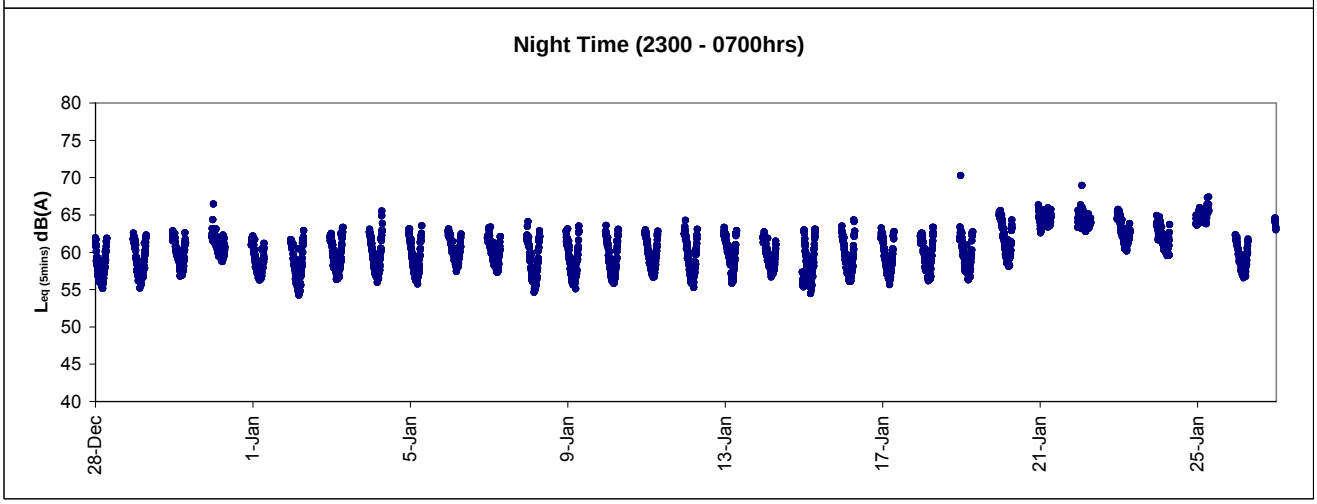

Graphic Presentation of Real Time Noise Monitoring Result (Oil Street Community Liaison Centre)

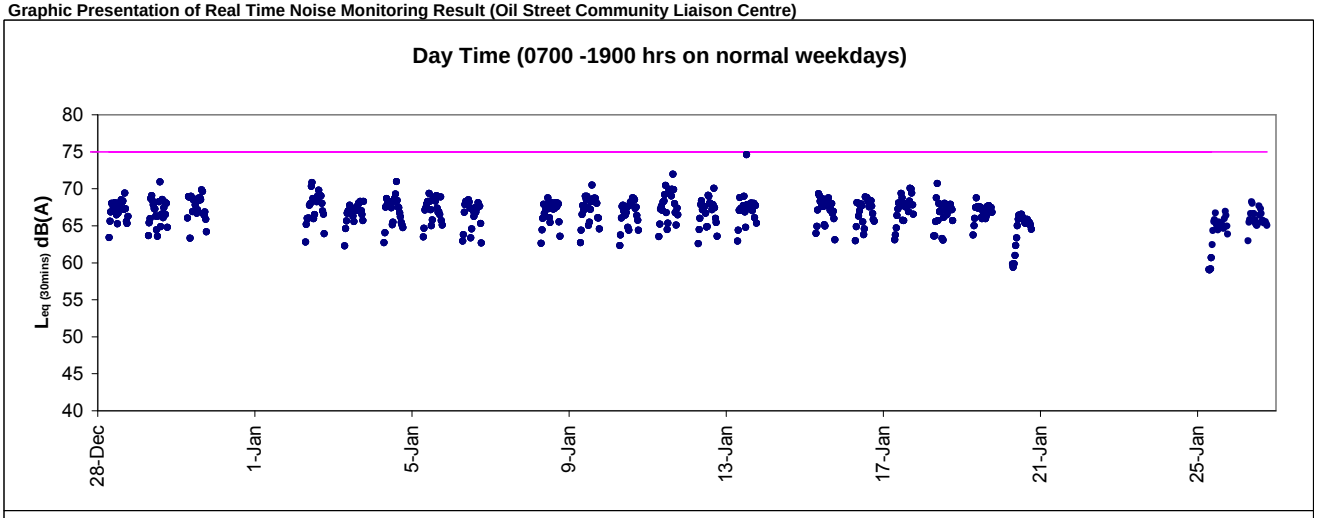

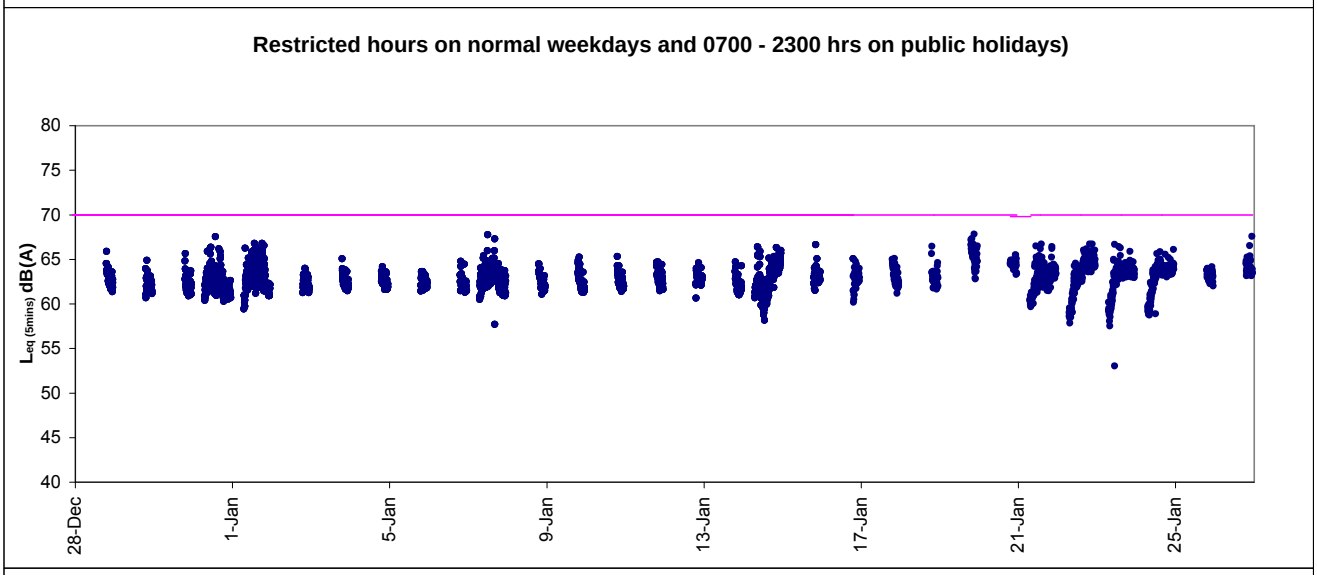

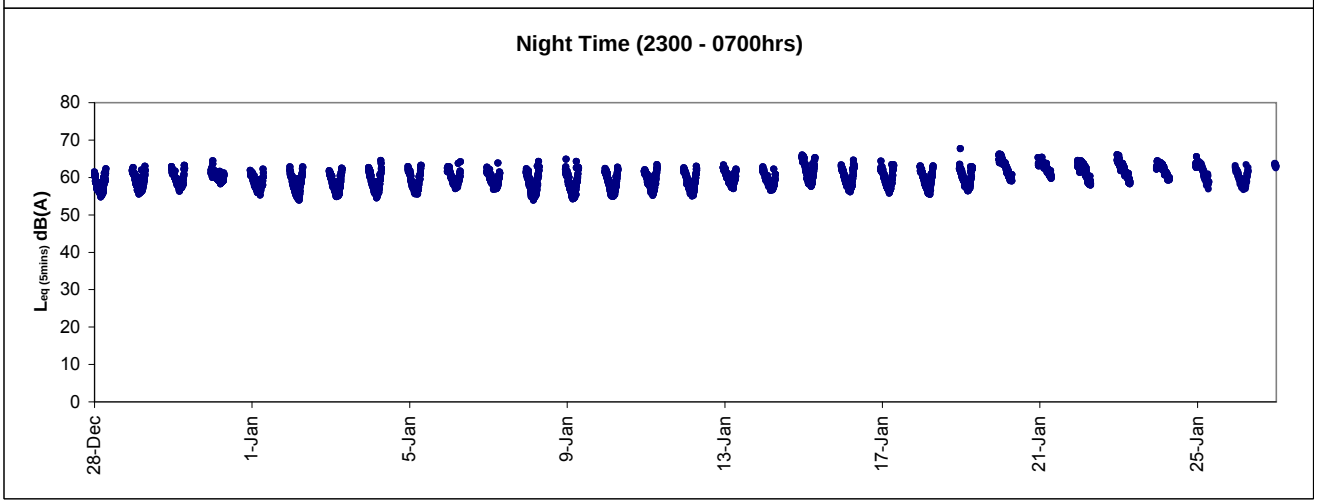

Graphic Presentation of Real Time Noise Monitoring Result (Food and Environmental Hygiene Department Depot)

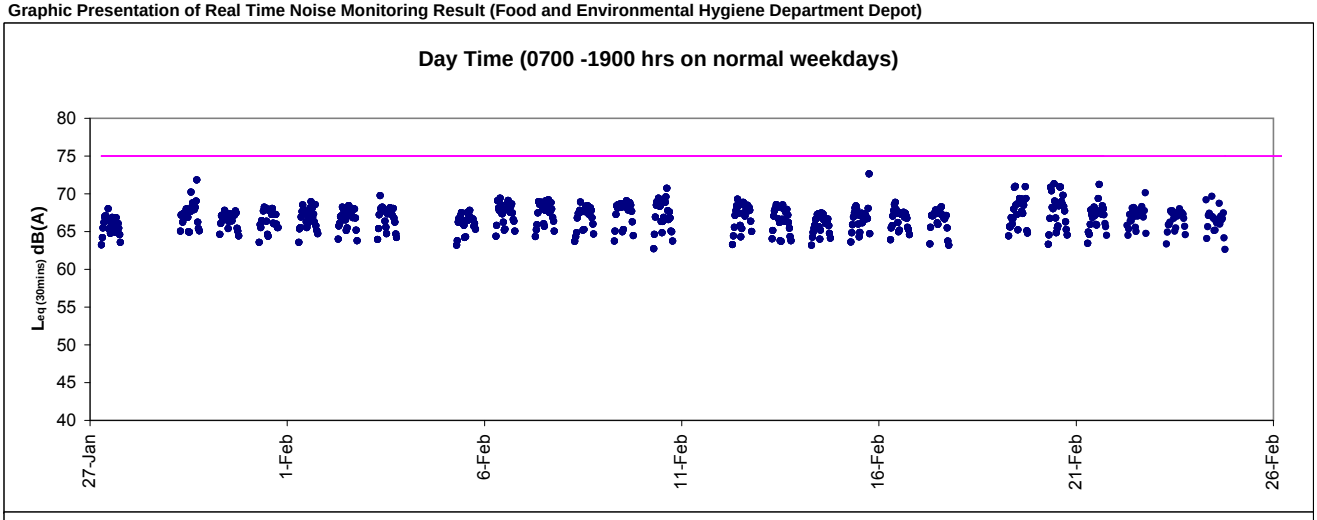

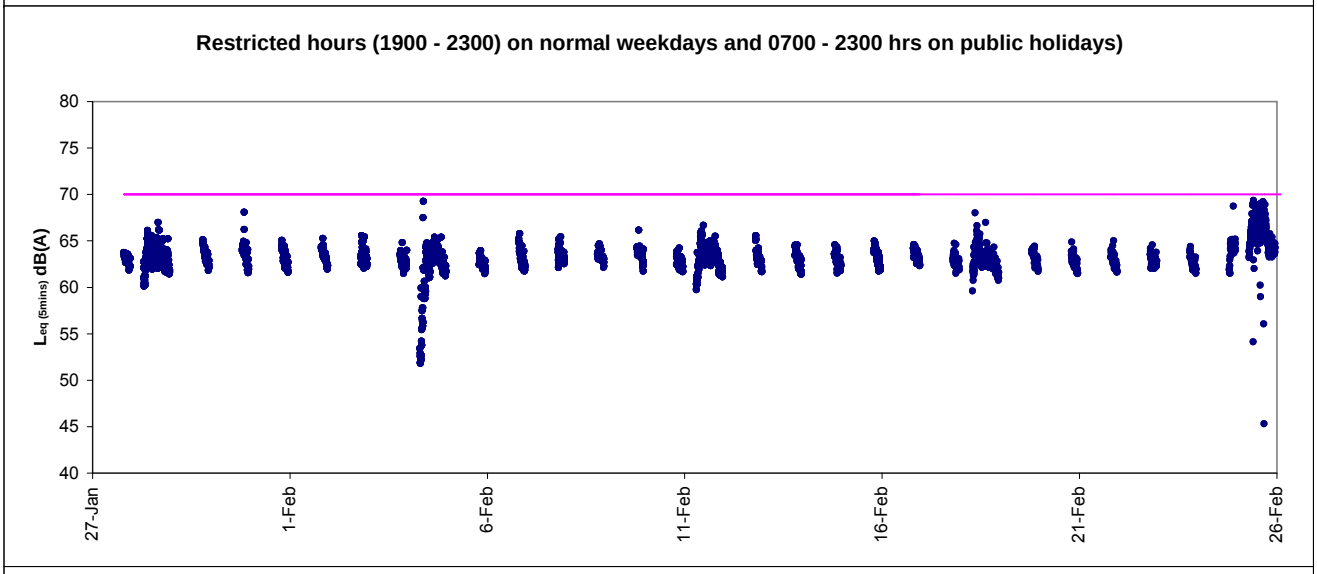

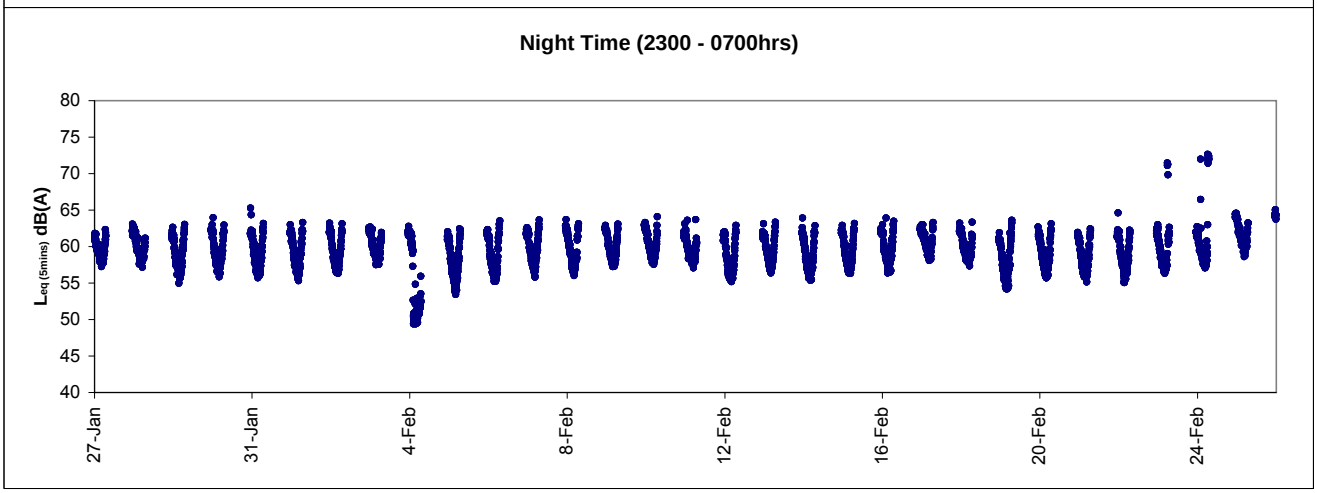

Graphic Presentation of Real Time Noise Monitoring Result (Oil Street Community Liaison Center)

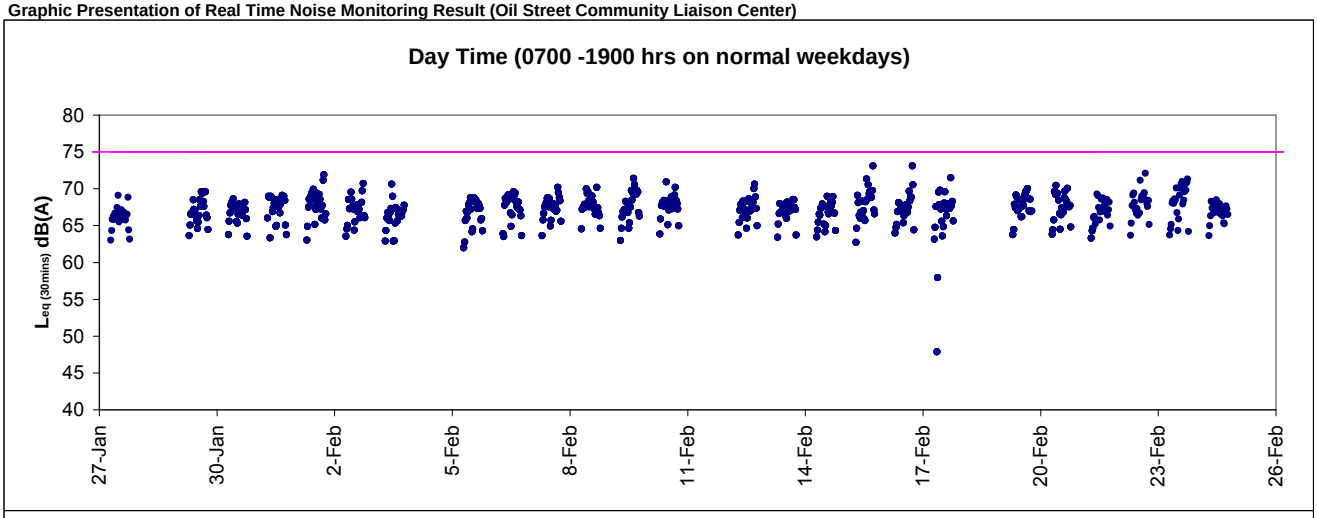

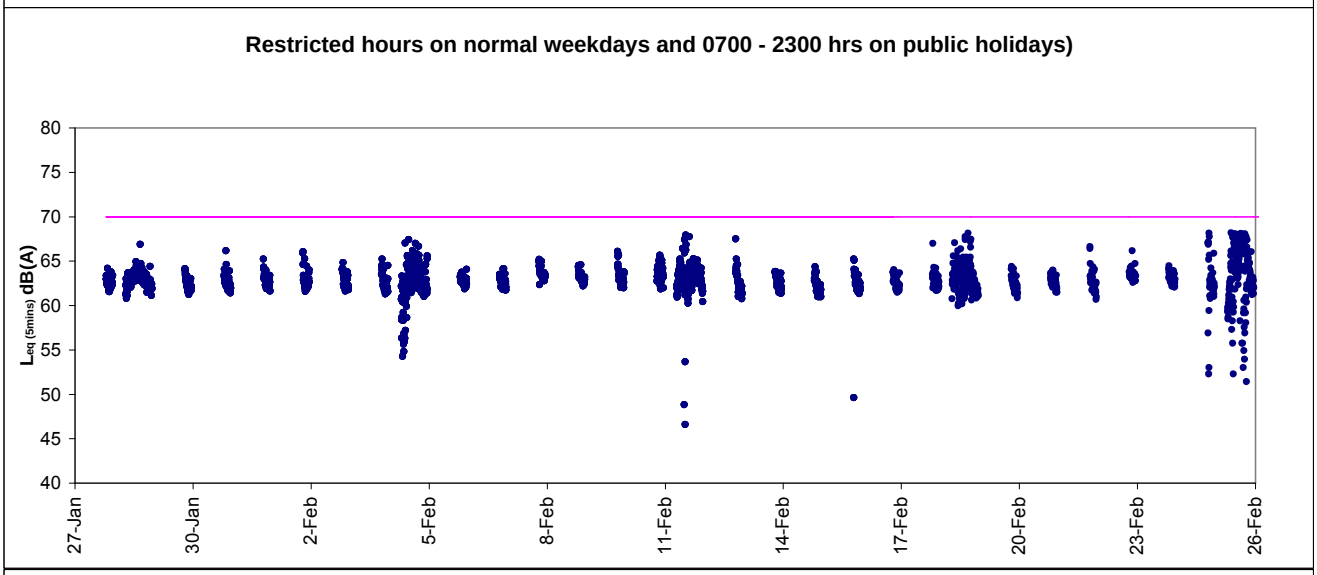

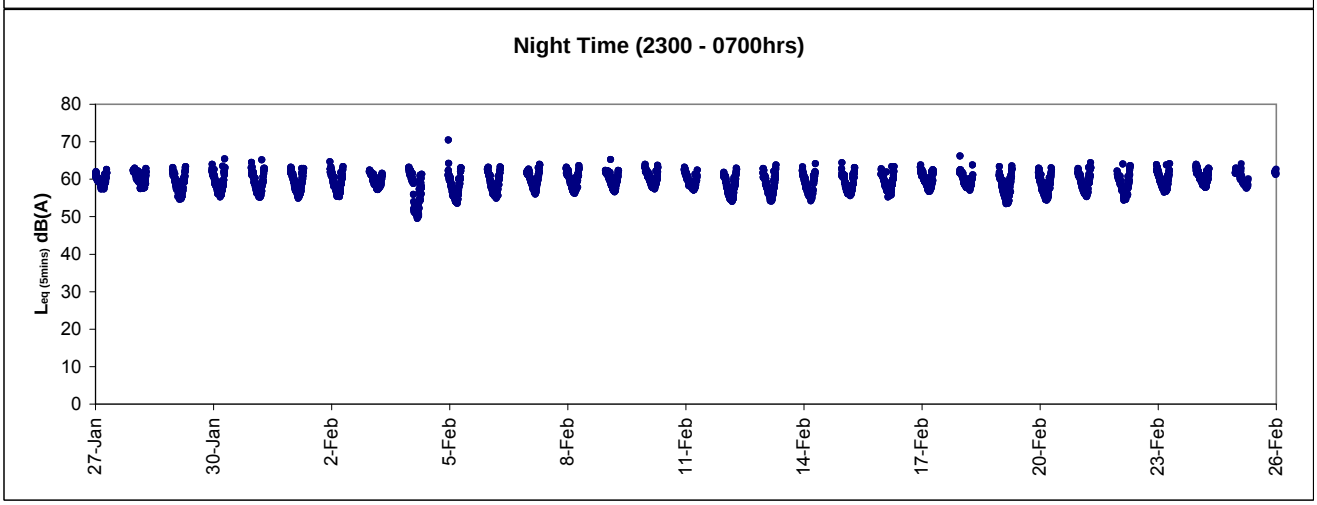

Appendix 4.3

Air *Quality Monitoring Results and Graphical Presentations*

Location: CMA1b - Oil St Community Liaison Centre

Report on 24-hour TSP monitoring
Action Level (μg/m3) - 176.7
Limit Level (μg/m3) - 260

Date	Sampling Time	Weather Condition	Filter paper no.	Filter Weight, g		Elapse Time, hr		Sampling Time, hr	Flow Rate, m^3/min			Total Volume, m^3	TSP Level, μg/m^3
				Initial	Final	Initial	Final		Initial, Q_{si}	Final, Q_{sf}	Average		
30-Nov-11	8:00	Fine	001638	2.7561	2.9760	128.08	152.08	24.00	1.19	1.19	1.19	1714	128
6-Dec-11	8:00	Fine	001708	2.7453	2.8985	155.08	179.08	24.00	1.22	1.21	1.21	1749	88
12-Dec-11	8:00	Fine	001698	2.7617	3.0281	182.08	206.08	24.00	1.20	1.20	1.20	1727	154
17-Dec-11	8:00	Fine	001726	2.7825	3.0740	209.07	233.09	24.02	1.20	1.20	1.20	1732	168
23-Dec-11	8:00	Fine	001793	2.7520	3.0197	236.08	260.08	24.00	1.20	1.21	1.20	1733	154

Report on 1-hour TSP monitoring
Action Level (μg/m3) - 320.1
Limit Level (μg/m3) - 500

Date	Sampling Time	Weather Condition	Filter paper no.	Filter Weight, g		Elapse Time, hr		Sampling Time, hr	Flow Rate, m^3/min			Total Volume, m^3	TSP Level, μg/m^3
				Initial	Final	Initial	Final		Initial, Q_{si}	Final, Q_{sf}	Average		
1-Dec-11	8:45	Fine	001682	2.7235	2.7347	152.08	153.08	1.00	1.33	1.33	1.33	80	141
1-Dec-11	10:40	Fine	001714	2.7651	2.7766	153.08	154.08	1.00	1.37	1.37	1.37	82	139
1-Dec-11	13:00	Fine	001712	2.7567	2.7737	154.08	155.08	1.00	1.37	1.37	1.37	82	206
7-Dec-11	8:55	Fine	001652	2.7541	2.7615	179.08	180.08	1.00	1.32	1.32	1.32	79	93
7-Dec-11	10:00	Fine	001653	2.7372	2.7437	180.08	181.08	1.00	1.37	1.37	1.37	82	79
7-Dec-11	13:00	Fine	001655	2.7677	2.7885	181.08	182.08	1.00	1.34	1.34	1.34	81	258
13-Dec-11	13:00	Fine	001668	2.7685	2.7747	206.07	207.07	1.00	1.20	1.20	1.20	72	86
13-Dec-11	14:00	Fine	001729	2.7633	2.7694	207.07	208.07	1.00	1.24	1.24	1.24	75	82
13-Dec-11	15:00	Fine	001727	2.7676	2.7746	208.07	209.07	1.00	1.24	1.24	1.24	75	94
19-Dec-11	13:00	Fine	001741	2.7589	2.7741	233.09	234.09	1.00	1.20	1.20	1.20	72	211
19-Dec-11	14:00	Fine	001796	2.7566	2.7712	234.09	235.09	1.00	1.25	1.25	1.25	75	195
19-Dec-11	15:00	Fine	001794	2.7497	2.7649	235.07	236.07	1.00	1.25	1.25	1.25	75	203
24-Dec-11	8:50	Fine	001749	2.7532	2.7755	260.08	261.08	1.00	1.25	1.25	1.25	75	297
24-Dec-11	10:55	Fine	001777	2.7841	2.7962	261.08	262.08	1.00	1.21	1.21	1.21	72	167
24-Dec-11	13:00	Fine	001813	2.7708	2.7890	262.08	263.08	1.00	1.25	1.25	1.25	75	242

Location: CMA2a - Causeway Bay Community Centre

Report on 24-hour TSP monitoring
Action Level (µg/m3) - 169.5
Limit Level (µg/m3) - 260

Date	Sampling Time	Weather Condition	Filter paper no.	Filter Weight, g		Elapse Time, hr		Sampling Time, hr	Flow Rate, m^3/min			Total Volume, m^3	TSP Level, µg/m^3
				Initial	Final	Initial	Final		Initial, Q_{si}	Final, Q_{sf}	Average		
30-Nov-11	8:00	Fine	001639	2.7363	2.9248	9954.86	9978.86	24.00	1.33	1.34	1.33	1921	98
6-Dec-11	8:00	Fine	001684	2.7682	2.9096	9981.86	10005.86	24.00	1.42	1.41	1.41	2035	69
13-Dec-11*	15:00	Fine	001728	2.7705	2.9945	10011.88	10035.88	24.00	1.43	1.42	1.42	2050	109
17-Dec-11	8:00	Fine	001759	2.7600	3.0628	10035.90	10059.90	24.00	1.45	1.45	1.45	2092	145
23-Dec-11	8:00	Fine	001812	2.7638	3.0468	10065.90	10089.90	24.00	1.43	1.43	1.43	2056	138

*The 24-hr TSP for CMA2a has been re-scheduled to 13 Dec 2011 from 12 Dec 2011 due to the power failure

Report on 1-hour TSP monitoring
Action Level (µg/m3) - 323.4
Limit Level (µg/m3) - 500

Date	Sampling Time	Weather Condition	Filter paper no.	Filter Weight, g		Elapse Time, hr		Sampling Time, hr	Flow Rate, m^3/min			Total Volume, m^3	TSP Level, µg/m^3
				Initial	Final	Initial	Final		Initial, Q_{si}	Final, Q_{sf}	Average		
1-Dec-11	8:35	Fine	001681	2.7657	2.7756	9978.86	9979.86	1.00	1.39	1.39	1.39	83	119
1-Dec-11	10:30	Fine	001715	2.7763	2.7901	9979.86	9980.86	1.00	1.39	1.39	1.39	83	165
1-Dec-11	13:00	Fine	001713	2.7622	2.7758	9980.86	9981.86	1.00	1.42	1.42	1.42	85	160
7-Dec-11	8:46	Fine	001651	2.7507	2.7563	10005.88	10006.88	1.00	1.41	1.41	1.41	85	66
7-Dec-11	9:51	Fine	001685	2.7585	2.7672	10006.88	10007.88	1.00	1.41	1.41	1.41	85	103
7-Dec-11	10:57	Fine	001654	2.7552	2.7680	10007.88	10008.88	1.00	1.41	1.41	1.41	85	151
13-Dec-11	8:00	Fine	001699	2.7486	2.7685	10008.88	10009.88	1.00	1.39	1.39	1.39	84	238
13-Dec-11	9:45	Fine	001723	2.7768	2.7901	10009.88	10010.88	1.00	1.39	1.39	1.39	84	159
13-Dec-11	13:10	Fine	001730	2.7872	2.7963	10010.88	10011.88	1.00	1.42	1.42	1.42	85	107
19-Dec-11	8:00	Fine	001798	2.7551	2.7698	10059.90	10060.90	1.00	1.40	1.40	1.40	84	175
19-Dec-11	9:45	Fine	001797	2.7477	2.7609	10060.90	10061.90	1.00	1.40	1.40	1.40	84	157
19-Dec-11	13:10	Fine	001795	2.7681	2.7804	10061.90	10062.90	1.00	1.43	1.43	1.43	86	144
24-Dec-11	8:41	Fine	001792	2.7430	2.7641	10062.90	10063.90	1.00	1.46	1.46	1.46	87	241
24-Dec-11	10:55	Fine	001788	2.7478	2.7607	10063.90	10064.90	1.00	1.27	1.27	1.27	76	169
24-Dec-11	13:00	Fine	001814	2.7867	2.8045	10064.90	10065.90	1.00	1.46	1.46	1.46	87	204

Location: CMA3a - CWB PRE Site Office Area

Report on 24-hour TSP monitoring
Action Level (μg/m3) - 171
Limit Level (μg/m3) - 260

Date	Sampling Time	Weather Condition	Filter paper no.	Filter Weight, g		Elapse Time, hr		Sampling Time, hr	Flow Rate, m^3/min			Total Volume, m^3	TSP Level, $\mu g/m^3$
				Initial	Final	Initial	Final		Initial, Q_{si}	Final, Q_{sf}	Average		
30-Nov-11	8:00	Fine	001608	2.7548	3.0437	10522.41	10546.41	24.00	1.44	1.45	1.44	2076	139
6-Dec-11	8:00	Fine	001551	2.7722	2.9455	10549.41	10573.41	24.00	1.52	1.52	1.52	2194	79
12-Dec-11	8:00	Fine	001680	2.7591	3.0525	10576.41	10600.41	24.00	1.53	1.53	1.53	2207	133
17-Dec-11	8:00	Fine	001738	2.7456	3.1088	10603.41	10627.41	24.00	1.53	1.51	1.52	2191	166
23-Dec-11	8:00	Fine	001735	2.7733	3.1101	10630.42	10654.42	24.00	1.53	1.54	1.54	2214	152

Report on 1-hour TSP monitoring
Action Level (μg/m3) - 311.3
Limit Level (μg/m3) - 500

Date	Sampling Time	Weather Condition	Filter paper no.	Filter Weight, g		Elapse Time, hr		Sampling Time, hr	Flow Rate, m^3/min			Total Volume, m^3	TSP Level, $\mu g/m^3$
				Initial	Final	Initial	Final		Initial, Q_{si}	Final, Q_{sf}	Average		
1-Dec-11	10:10	Fine	001630	2.7789	2.8003	10546.41	10547.41	1.00	1.47	1.47	1.47	88	242
1-Dec-11	13:00	Fine	001683	2.7479	2.7606	10547.41	10548.41	1.00	1.39	1.39	1.39	84	152
1-Dec-11	14:35	Fine	001553	2.7698	2.7892	10548.41	10549.41	1.00	1.50	1.50	1.50	90	216
7-Dec-11	10:20	Fine	001700	2.7506	2.7628	10573.41	10574.41	1.00	1.47	1.47	1.47	88	139
7-Dec-11	14:00	Fine	001676	2.7748	2.7935	10574.41	10575.41	1.00	1.47	1.47	1.47	88	213
7-Dec-11	15:15	Fine	001678	2.7739	2.7958	10575.41	10576.41	1.00	1.39	1.39	1.39	83	263
13-Dec-11	9:24	Fine	001662	2.7587	2.7725	10600.41	10601.41	1.00	1.48	1.48	1.48	89	156
13-Dec-11	10:54	Fine	001666	2.7879	2.8012	10601.41	10602.41	1.00	1.40	1.40	1.40	84	159
13-Dec-11	13:00	Fine	001669	2.7836	2.7950	10602.41	10603.41	1.00	1.50	1.50	1.50	90	127
19-Dec-11	8:25	Fine	001799	2.7649	2.7857	10627.41	10628.41	1.00	1.48	1.48	1.48	89	234
19-Dec-11	13:00	Fine	001613	2.7465	2.7624	10628.41	10629.41	1.00	1.40	1.40	1.40	84	189
19-Dec-11	14:05	Fine	001612	2.7565	2.7728	10629.41	10630.41	1.00	1.51	1.51	1.51	91	180
24-Dec-11	9:55	Fine	001775	2.7813	2.8050	10654.42	10655.42	1.00	1.49	1.49	1.49	89	266
24-Dec-11	11:00	Fine	001787	2.7524	2.7756	10655.42	10656.42	1.00	1.41	1.41	1.41	84	275
24-Dec-11	13:00	Fine	001805	2.7560	2.7743	10656.42	10657.42	1.00	1.51	1.51	1.51	91	202

Location: CMA4a - SPCA

Report on 24-hour TSP monitoring
Action Level (µg/m3) - 171.2
Limit Level (µg/m3) - 260

Date	Sampling Time	Weather Condition	Filter paper no.	Filter Weight, g		Elapse Time, hr		Sampling Time, hr	Flow Rate, m^3/min			Total Volume, m^3	TSP Level, µg/m^3
				Initial	Final	Initial	Final		Initial, Q_{si}	Final, Q_{sf}	Average		
30-Nov-11	8:00	Fine	001607	2.7610	2.9639	14173.30	14197.30	24.00	1.15	1.16	1.15	1662	122
6-Dec-11	8:00	Fine	001552	2.7672	2.8791	14200.30	14224.30	24.00	1.16	1.15	1.15	1663	67
12-Dec-11	8:00	Fine	001679	2.7582	2.9618	14227.30	14251.30	24.00	1.16	1.16	1.16	1675	122
17-Dec-11	8:00	Fine	001766	2.7771	3.0328	14254.30	14278.30	24.00	1.16	1.17	1.16	1677	152
23-Dec-11	8:00	Fine	001736	2.7683	2.9677	14281.31	14305.31	24.00	1.16	1.17	1.17	1680	119

Report on 1-hour TSP monitoring
Action Level (µg/m3) - 312.5
Limit Level (µg/m3) - 500

Date	Sampling Time	Weather Condition	Filter paper no.	Filter Weight, g		Elapse Time, hr		Sampling Time, hr	Flow Rate, m^3/min			Total Volume, m^3	TSP Level, µg/m^3
				Initial	Final	Initial	Final		Initial, Q_{si}	Final, Q_{sf}	Average		
1-Dec-11	9:55	Fine	001631	2.7609	2.7706	14197.30	14198.30	1.00	1.16	1.16	1.16	69	140
1-Dec-11	13:00	Fine	001711	2.7419	2.7519	14198.30	14199.30	1.00	1.16	1.16	1.16	69	144
1-Dec-11	14:22	Fine	001554	2.7755	2.7839	14199.30	14200.30	1.00	1.16	1.16	1.16	69	121
7-Dec-11	10:05	Fine	001701	2.7508	2.7574	14224.30	14225.30	1.00	1.15	1.15	1.15	69	95
7-Dec-11	13:50	Fine	001675	2.7849	2.7984	14225.30	14226.30	1.00	1.15	1.15	1.15	69	195
7-Dec-11	15:07	Fine	001677	2.7542	2.7684	14226.30	14227.30	1.00	1.15	1.15	1.15	69	205
13-Dec-11	9:38	Fine	001663	2.7497	2.7594	14251.30	14252.30	1.00	1.16	1.16	1.16	70	139
13-Dec-11	10:40	Fine	001664	2.7752	2.7835	14252.30	14253.30	1.00	1.16	1.16	1.16	70	119
13-Dec-11	15:07	Fine	001671	2.7537	2.7620	14253.30	14254.30	1.00	1.16	1.16	1.16	70	119
19-Dec-11	8:15	Fine	001800	2.7757	2.7858	14278.30	14279.30	1.00	1.17	1.19	1.18	71	143
19-Dec-11	13:00	Fine	001661	2.7386	2.7468	14279.30	14280.30	1.00	1.19	1.19	1.19	71	115
19-Dec-11	14:24	Fine	001611	2.7490	2.7583	14280.30	14281.30	1.00	1.19	1.19	1.19	71	130
24-Dec-11	9:53	Fine	001790	2.7675	2.7745	14305.31	14306.31	1.00	1.17	1.17	1.17	70	100
24-Dec-11	11:00	Fine	001786	2.7699	2.7800	14306.31	14307.31	1.00	1.17	1.17	1.17	70	144
24-Dec-11	13:00	Fine	001806	2.7680	2.7775	14307.31	14308.31	1.00	1.17	1.17	1.17	70	136

Location: CMA5a - Children Garden opposite to Pedestrian Plaza

Report on 24-hour TSP monitoring
Action Level (µg/m3) - 181
Limit Level (µg/m3) - 260

Date	Sampling Time	Weather Condition	Filter paper no.	Filter Weight, g		Elapse Time, hr		Sampling Time, hr	Flow Rate, m^3/min			Total Volume, m^3	TSP Level, µg/m^3
				Initial	Final	Initial	Final		Initial, Q_{si}	Final, Q_{sf}	Average		
30-Nov-11	8:00	Fine	001604	2.7509	2.9644	15156.17	15180.17	24.00	1.18	1.19	1.18	1703	125
9-Dec-11	8:00	Fine	001658	2.7405	2.9017	15196.82	15220.89	24.07	1.23	1.23	1.23	1770	91
12-Dec-11	8:00	Fine	001657	2.7503	2.9596	15220.89	15244.89	24.00	1.22	1.22	1.22	1760	119
17-Dec-11	8:00	Fine	001765	2.7708	3.0481	15247.89	15271.89	24.00	1.22	1.23	1.22	1764	157
23-Dec-11	8:00	Fine	001733	2.7579	2.9812	15274.90	15298.90	24.00	1.22	1.23	1.23	1767	126

Report on 1-hour TSP monitoring
Action Level (µg/m3) - 332
Limit Level (µg/m3) - 500

Date	Sampling Time	Weather Condition	Filter paper no.	Filter Weight, g		Elapse Time, hr		Sampling Time, hr	Flow Rate, m^3/min			Total Volume, m^3	TSP Level, µg/m^3
				Initial	Final	Initial	Final		Initial, Q_{si}	Final, Q_{sf}	Average		
1-Dec-11	8:10	Fine	001716	2.7526	2.7630	15180.17	15181.17	1.00	1.22	1.22	1.22	73	143
1-Dec-11	9:40	Fine	001632	2.7530	2.7654	15181.17	15182.17	1.00	1.22	1.22	1.22	73	170
1-Dec-11	13:00	Fine	001650	2.7505	2.7618	15182.17	15183.17	1.00	1.22	1.22	1.22	73	155
7-Dec-11	8:15	Fine	001703	2.7445	2.7507	15193.82	15194.82	1.00	1.21	1.21	1.21	73	85
7-Dec-11	9:20	Fine	001686	2.7525	2.7594	15194.82	15195.82	1.00	1.21	1.21	1.21	73	95
7-Dec-11	13:00	Fine	001656	2.7541	2.7677	15195.82	15196.82	1.00	1.21	1.21	1.21	73	187
13-Dec-11	10:57	Fine	001752	2.7475	2.7589	15244.89	15245.89	1.00	1.22	1.22	1.22	73	156
13-Dec-11	13:00	Fine	001769	2.7825	2.7894	15245.89	15246.89	1.00	1.22	1.22	1.22	73	94
13-Dec-11	14:10	Fine	001767	2.7688	2.7821	15246.89	15247.89	1.00	1.22	1.22	1.22	73	182
19-Dec-11	8:00	Fine	001739	2.7470	2.7564	15271.89	15272.89	1.00	1.23	1.23	1.23	74	128
19-Dec-11	9:30	Fine	001743	2.7533	2.7633	15272.89	15273.89	1.00	1.23	1.23	1.23	74	136
19-Dec-11	10:48	Fine	001744	2.7428	2.7529	15273.89	15274.89	1.00	1.23	1.23	1.23	74	137
24-Dec-11	8:03	Fine	001771	2.7776	2.7923	15298.90	15299.90	1.00	1.23	1.23	1.23	74	199
24-Dec-11	9:08	Fine	001773	2.7663	2.7811	15299.90	15300.90	1.00	1.23	1.23	1.23	74	201
24-Dec-11	10:10	Fine	001789	2.7541	2.7693	15300.90	15301.90	1.00	1.23	1.23	1.23	74	206

Location: MA1e - International Finance Centre (Eastern Wing)

Report on 24-hour TSP monitoring
Action Level (µg/m3) - 173.4
Limit Level (µg/m3) - 260

Date	Sampling Time	Weather Condition	Filter paper no.	Filter Weight, g		Elapse Time, hr		Sampling Time, hr	Flow Rate, m^3/min			Total Volume, m^3	TSP Level, µg/m^3
				Initial	Final	Initial	Final		Initial, Q_{si}	Final, Q_{sf}	Average		
30-Nov-11	8:00	Fine	001562	2.7517	2.9782	7796.25	7820.25	24.00	1.23	1.24	1.24	1782	127
6-Dec-11	8:00	Fine	001647	2.7419	2.8602	7823.25	7847.25	24.00	1.24	1.24	1.24	1783	66
12-Dec-11	8:00	Fine	001674	2.7716	3.0110	7851.25	7875.25	24.00	1.27	1.27	1.27	1829	131
17-Dec-11	8:00	Fine	001721	2.7725	3.0362	7905.27	7929.27	24.00	1.27	1.27	1.27	1833	144
23-Dec-11	8:00	Fine	001417	2.7709	3.0282	7929.27	7953.27	24.00	1.27	1.28	1.27	1835	140

Report on 1-hour TSP monitoring
Action Level (µg/m3) - 325.1
Limit Level (µg/m3) - 500

Date	Sampling Time	Weather Condition	Filter paper no.	Filter Weight, g		Elapse Time, hr		Sampling Time, hr	Flow Rate, m^3/min			Total Volume, m^3	TSP Level, µg/m^3
				Initial	Final	Initial	Final		Initial, Q_{si}	Final, Q_{sf}	Average		
1-Dec-11	8:24	Fine	001641	2.7647	2.7748	7820.25	7821.25	1.00	1.26	1.26	1.26	76	133
1-Dec-11	9:29	Fine	001643	2.7712	2.7808	7821.25	7822.25	1.00	1.26	1.26	1.26	76	127
1-Dec-11	10:32	Fine	001645	2.7604	2.7711	7822.25	7823.25	1.00	1.26	1.26	1.26	76	141
7-Dec-11	8:33	Fine	001609	2.7683	2.7748	7847.25	7848.25	1.00	1.24	1.24	1.24	74	88
7-Dec-11	11:00	Fine	001594	2.7791	2.7865	7848.25	7849.25	1.00	1.24	1.24	1.24	74	100
7-Dec-11	13:00	Fine	001596	2.7629	2.7729	7849.25	7850.25	1.00	1.24	1.24	1.24	74	135
13-Dec-11	8:26	Fine	001692	2.7577	2.7688	7902.27	7903.27	1.00	1.27	1.27	1.27	76	146
13-Dec-11	9:44	Fine	001690	2.7697	2.7815	7903.27	7904.27	1.00	1.27	1.27	1.27	76	155
13-Dec-11	10:47	Fine	001688	2.7280	2.7434	7904.27	7905.27	1.00	1.27	1.27	1.27	76	203
19-Dec-11	8:26	Fine	001672	2.7680	2.7835	7929.27	7930.27	1.00	1.27	1.27	1.27	76	203
19-Dec-11	9:44	Fine	001696	2.7547	2.7643	7930.27	7931.27	1.00	1.27	1.27	1.27	76	126
19-Dec-11	10:47	Fine	001617	2.7687	2.7771	7931.27	7932.27	1.00	1.27	1.27	1.27	76	110
24-Dec-11	8:32	Fine	001732	2.7518	2.7656	7953.27	7954.27	1.00	1.28	1.28	1.28	77	180
24-Dec-11	9:36	Fine	001693	2.7429	2.7574	7954.27	7955.27	1.00	1.28	1.28	1.28	77	189
24-Dec-11	10:40	Fine	001801	2.7548	2.7661	7955.27	7956.27	1.00	1.28	1.28	1.28	77	148

Location: MA1w - International Finance Centre (Western Wing)

Report on 24-hour TSP monitoring
Action Level (µg/m3) - 173.4
Limit Level (µg/m3) - 260

Date	Sampling Time	Weather Condition	Filter paper no.	Filter Weight, g		Elapse Time, hr		Sampling Time, hr	Flow Rate, m^3/min			Total Volume, m^3	TSP Level, $\mu g/m^3$
				Initial	Final	Initial	Final		Initial, Q_{si}	Final, Q_{sf}	Average		
30-Nov-11	8:00	Fine	001561	2.7673	2.9924	10973.66	10997.66	24.00	1.41	1.42	1.42	2042	110
6-Dec-11	8:00	Fine	001648	2.7381	2.8698	11000.66	11024.66	24.00	1.42	1.42	1.42	2043	64
12-Dec-11	8:00	Fine	001673	2.7635	3.0033	11027.66	11051.66	24.00	1.48	1.48	1.48	2130	113
17-Dec-11	8:00	Fine	001722	2.7761	3.0864	11054.66	11078.66	24.00	1.46	1.46	1.46	2099	148
23-Dec-11	8:00	Fine	001614	2.7611	3.0754	11081.67	11105.67	24.00	1.48	1.49	1.48	2137	147

Report on 1-hour TSP monitoring
Action Level (µg/m3) - 325.1
Limit Level (µg/m3) - 500

Date	Sampling Time	Weather Condition	Filter paper no.	Filter Weight, g		Elapse Time, hr		Sampling Time, hr	Flow Rate, m^3/min			Total Volume, m^3	TSP Level, $\mu g/m^3$
				Initial	Final	Initial	Final		Initial, Q_{si}	Final, Q_{sf}	Average		
1-Dec-11	8:32	Fine	001642	2.7396	2.7473	10997.66	10998.66	1.00	1.37	1.37	1.37	82	94
1-Dec-11	9:35	Fine	001644	2.7510	2.7585	10998.66	10999.66	1.00	1.30	1.30	1.30	78	96
1-Dec-11	10:38	Fine	001646	2.7794	2.7885	10999.66	11000.66	1.00	1.32	1.32	1.32	79	115
7-Dec-11	8:41	Fine	001610	2.7531	2.7591	11024.66	11025.66	1.00	1.44	1.44	1.44	86	69
7-Dec-11	10:00	Fine	001593	2.7756	2.7832	11025.66	11026.66	1.00	1.42	1.42	1.42	85	89
7-Dec-11	11:00	Fine	001595	2.7718	2.7803	11026.66	11027.66	1.00	1.42	1.42	1.42	85	100
13-Dec-11	13:50	Fine	001691	2.7430	2.7544	11051.66	11052.66	1.00	1.37	1.37	1.37	82	138
13-Dec-11	15:00	Fine	001689	2.7555	2.7739	11052.66	11053.66	1.00	1.50	1.50	1.50	90	204
13-Dec-11	16:10	Fine	001717	2.7767	2.7932	11053.66	11054.66	1.00	1.48	1.48	1.48	89	186
19-Dec-11	8:34	Fine	001670	2.7835	2.7978	11078.66	11079.66	1.00	1.48	1.48	1.48	89	161
19-Dec-11	9:49	Fine	001697	2.7394	2.7509	11079.66	11080.66	1.00	1.48	1.48	1.48	89	129
19-Dec-11	10:52	Fine	001616	2.7474	2.7574	11080.66	11081.66	1.00	1.48	1.48	1.48	89	112
24-Dec-11	8:40	Fine	001731	2.7631	2.7780	11105.67	11106.67	1.00	1.39	1.39	1.39	83	179
24-Dec-11	9:43	Fine	001695	2.7710	2.7850	11106.67	11107.67	1.00	1.31	1.31	1.31	79	178
24-Dec-11	10:46	Fine	001802	2.7609	2.7742	11107.67	11108.67	1.00	1.33	1.33	1.33	80	166

Location: CMA1b - Oil St Community Liaison Centre

Report on 24-hour TSP monitoring
Action Level (μg/m3) - 176.7
Limit Level (μg/m3) - 260

Date	Sampling Time	Weather Condition	Filter paper no.	Filter Weight, g		Elapse Time, hr		Sampling Time, hr	Flow Rate, m^3/min			Total Volume, m^3	TSP Level, $\mu g/m^3$
				Initial	Final	Initial	Final		Initial, Q_{si}	Final, Q_{sf}	Average		
29-Dec-11	8:00	Fine	001811	2.7681	2.9791	263.08	287.08	24.00	1.24	1.24	1.24	1791	118
5-Jan-12*	16:10	Fine	001885	2.7904	2.9619	308.29	332.29	24.00	1.20	1.20	1.20	1726	99
11-Jan-12*	16:10	Fine	001751	2.7647	2.9508	335.29	359.29	24.00	1.20	1.20	1.20	1726	108
16-Jan-12	8:00	Fine	001900	2.7798	2.9485	359.31	383.31	24.00	1.22	1.22	1.22	1761	96
21-Jan-12*	15:30	Fine	002050	2.8146	2.9371	359.31	383.31	24.00	1.22	1.22	1.22	1763	69
27-Jan-12*	9:50	Fine	002006	2.7412	2.9324	414.12	438.12	24.00	1.20	1.20	1.20	1732	110

* Due to lack of electricity supply, the 24 hr-TSPs were rescheduled form 4,10, 20 and 26 Jan 2012 to 5,11, 21 and 27 Jan 2012

Report on 1-hour TSP monitoring
Action Level (μg/m3) - 320.1
Limit Level (μg/m3) - 500

Date	Sampling Time	Weather Condition	Filter paper no.	Filter Weight, g		Elapse Time, hr		Sampling Time, hr	Flow Rate, m^3/min			Total Volume, m^3	TSP Level, $\mu g/m^3$
				Initial	Final	Initial	Final		Initial, Q_{si}	Final, Q_{sf}	Average		
30-Dec-11	8:50	Fine	001833	2.7686	2.7841	287.08	288.09	1.01	1.25	1.25	1.25	75	205
30-Dec-11	9:54	Fine	001831	2.7462	2.7596	288.09	289.09	1.00	1.20	1.15	1.17	70	190
30-Dec-11	13:00	Fine	001845	2.7614	2.7761	289.09	290.09	1.00	1.20	1.17	1.19	71	207
5-Jan-12	9:51	Fine	001756	2.7589	2.7714	305.29	306.29	1.00	1.20	1.17	1.19	71	176
5-Jan-12	13:00	Fine	001810	2.7554	2.7655	306.29	307.29	1.00	1.20	1.20	1.20	72	140
5-Jan-12	14:50	Fine	001915	2.7789	2.7871	307.29	308.29	1.00	1.20	1.20	1.20	72	114
11-Jan-12	8:58	Fine	001929	2.8030	2.8161	332.29	333.29	1.00	1.15	1.15	1.15	69	190
11-Jan-12	13:00	Fine	001932	2.7963	2.8072	333.29	334.29	1.00	1.15	1.17	1.16	70	156
11-Jan-12	14:40	Fine	001931	2.8059	2.8165	334.29	335.29	1.00	1.17	1.17	1.17	70	150
17-Jan-12	9:00	Fine	001867	2.7600	2.7826	383.31	384.31	1.00	1.25	1.25	1.25	75	302
17-Jan-12	10:55	Fine	001864	2.7486	2.7562	384.31	385.31	1.00	1.25	1.25	1.25	75	102
17-Jan-12	13:00	Fine	001941	2.8233	2.8324	385.31	386.31	1.00	1.13	1.01	1.07	64	142
21-Jan-12	10:50	Cloudy	002042	2.8000	2.8122	387.12	388.12	1.00	1.13	1.13	1.13	68	180
21-Jan-12	13:00	Cloudy	002045	2.7808	2.7892	388.12	389.12	1.00	1.10	1.10	1.10	66	127
21-Jan-12	14:03	Cloudy	002046	2.7982	2.8067	389.12	390.12	1.00	1.18	1.18	1.18	71	120
27-Jan-12	9:52	Cloudy	002008	2.7685	2.7790	438.12	439.12	1.00	1.20	1.20	1.20	72	146
27-Jan-12	11:00	Cloudy	001987	2.7673	2.7771	439.12	440.12	1.00	1.11	1.13	1.12	67	146
27-Jan-12	13:00	Cloudy	001990	2.7428	2.7538	440.12	441.12	1.00	1.20	1.23	1.21	73	151

Location: CMA2a - Causeway Bay Community Centre

Report on 24-hour TSP monitoring
Action Level (μg/m3) - 169.5
Limit Level (μg/m3) - 260

Date	Sampling Time	Weather Condition	Filter paper no.	Filter Weight, g		Elapse Time, hr		Sampling Time, hr	Flow Rate, m^3/min			Total Volume, m^3	TSP Level, μg/m^3
				Initial	Final	Initial	Final		Initial, Q_{si}	Final, Q_{sf}	Average		
29-Dec-11	8:00	Fine	001784	2.7687	2.9676	10089.90	10113.90	24.00	1.45	1.45	1.45	2084	95
4-Jan-12	8:00	Fine	001843	2.7577	2.9473	10116.90	10140.90	24.00	1.43	1.45	1.44	2072	92
10-Jan-12	8:00	Fine	001886	2.8004	3.0497	10143.90	10167.89	23.99	1.42	1.45	1.44	2069	121
16-Jan-12	8:00	Fine	001938	2.8050	2.9471	10170.89	10194.90	24.01	1.42	1.42	1.42	2051	69
20-Jan-12	8:00	Cloudy	001951	2.7763	2.9545	10197.90	10221.90	24.00	1.51	1.51	1.51	2167	82
26-Jan-12	8:00	Cloudy	001959	2.7829	3.0434	10224.90	10248.90	24.00	1.51	1.53	1.52	2191	119

Report on 1-hour TSP monitoring
Action Level (μg/m3) - 323.4
Limit Level (μg/m3) - 500

Date	Sampling Time	Weather Condition	Filter paper no.	Filter Weight, g		Elapse Time, hr		Sampling Time, hr	Flow Rate, m^3/min			Total Volume, m^3	TSP Level, μg/m^3
				Initial	Final	Initial	Final		Initial, Q_{si}	Final, Q_{sf}	Average		
30-Dec-11	8:40	Fine	001827	2.7793	2.7952	10113.90	10114.90	1.00	1.47	1.47	1.47	88	180
30-Dec-11	9:43	Fine	001832	2.7627	2.7771	10114.90	10115.90	1.00	1.47	1.47	1.47	88	163
30-Dec-11	13:00	Fine	001828	2.7566	2.7701	10115.90	10116.90	1.00	1.47	1.47	1.47	88	153
5-Jan-12	9:23	Fine	001755	2.7494	2.7623	10140.90	10141.90	1.00	1.48	1.45	1.46	88	147
5-Jan-12	13:00	Fine	001809	2.7731	2.7848	10141.90	10142.90	1.00	1.48	1.48	1.48	89	132
5-Jan-12	15:08	Fine	001914	2.7761	2.7874	10142.90	10143.90	1.00	1.48	1.48	1.48	89	128
11-Jan-12	8:53	Fine	001928	2.7923	2.8104	10167.89	10168.89	1.00	1.45	1.45	1.45	87	208
11-Jan-12	9:56	Fine	001930	2.8035	2.8144	10168.89	10169.89	1.00	1.48	1.48	1.48	89	123
11-Jan-12	15:08	Fine	001933	2.8012	2.8111	10169.89	10170.89	1.00	1.32	1.32	1.32	79	125
17-Jan-12	8:54	Fine	001940	2.8126	2.8214	10194.90	10195.90	1.00	1.50	1.50	1.50	90	98
17-Jan-12	11:00	Fine	001945	2.7894	2.7990	10195.90	10196.90	1.00	1.50	1.50	1.50	90	106
17-Jan-12	13:00	Fine	001946	2.7999	2.8079	10196.90	10197.90	1.00	1.48	1.48	1.48	89	90
21-Jan-12	9:50	Cloudy	002041	2.8002	2.8096	10221.90	10222.90	1.00	1.48	1.48	1.48	89	106
21-Jan-12	10:52	Cloudy	002043	2.7933	2.8016	10222.90	10223.90	1.00	1.48	1.48	1.48	89	94
21-Jan-12	13:00	Cloudy	001955	2.8146	2.8254	10223.90	10224.90	1.00	1.48	1.48	1.48	89	122
27-Jan-12	8:35	Cloudy	002007	2.7296	2.7394	10248.90	10249.90	1.00	1.48	1.48	1.48	89	110
27-Jan-12	9:42	Cloudy	002009	2.7367	2.7465	10249.90	10250.90	1.00	1.48	1.48	1.48	89	110
27-Jan-12	10:43	Cloudy	001986	2.7577	2.7677	10250.90	10251.90	1.00	1.51	1.51	1.51	90	111

Location: CMA3a - CWB PRE Site Office Area

Report on 24-hour TSP monitoring
Action Level (μg/m3) - 171
Limit Level (μg/m3) - 260

Date	Sampling Time	Weather Condition	Filter paper no.	Filter Weight, g		Elapse Time, hr		Sampling Time, hr	Flow Rate, m^3/min			Total Volume, m^3	TSP Level, μg/m^3
				Initial	Final	Initial	Final		Initial, Q_{si}	Final, Q_{sf}	Average		
29-Dec-11	8:00	Fine	001808	2.7504	2.9664	10657.42	10681.43	24.01	1.42	1.42	1.42	2046	106
4-Jan-12	8:00	Fine	001822	2.7609	2.9760	10684.42	10708.42	24.00	1.40	1.37	1.38	1989	108
10-Jan-12	8:00	Fine	001913	2.7718	3.0509	10711.41	10735.41	24.00	1.39	1.39	1.39	2008	139
17-Jan-12*	16:00	Fine	001890	2.7975	2.9705	10684.42	10708.42	24.00	1.33	1.33	1.33	1922	90
20-Jan-12	8:00	Cloudy	001876	2.7918	3.0144	10765.42	10789.42	24.00	1.34	1.34	1.34	1925	116
26-Jan-12	8:00	Cloudy	002051	2.8188	3.1112	10792.42	10816.42	24.00	1.40	1.37	1.39	1995	147

* Due to lack of electricity supply, the 24 hr-TSPs were rescheduled form 16 Jan 2012 to 17 Jan 2012

Report on 1-hour TSP monitoring
Action Level (μg/m3) - 311.3
Limit Level (μg/m3) - 500

Date	Sampling Time	Weather Condition	Filter paper no.	Filter Weight, g		Elapse Time, hr		Sampling Time, hr	Flow Rate, m^3/min			Total Volume, m^3	TSP Level, μg/m^3
				Initial	Final	Initial	Final		Initial, Q_{si}	Final, Q_{sf}	Average		
30-Dec-11	10:30	Fine	001850	2.7352	2.7554	10681.43	10682.42	0.99	1.39	1.39	1.39	83	244
30-Dec-11	13:00	Fine	001848	2.7488	2.7661	10682.42	10683.42	1.00	1.33	1.33	1.33	80	216
30-Dec-11	14:40	Fine	001846	2.7463	2.7648	10683.42	10684.42	1.00	1.33	1.33	1.33	80	231
5-Jan-12	8:33	Fine	001820	2.7766	2.7892	10708.42	10709.42	1.00	1.39	1.39	1.39	84	151
5-Jan-12	10:38	Fine	001757	2.7539	2.7668	10709.42	10710.42	1.00	1.36	1.39	1.38	83	156
5-Jan-12	13:00	Fine	001919	2.7773	2.7878	10710.42	10711.42	1.00	1.39	1.39	1.39	84	125
11-Jan-12	9:50	Fine	001870	2.7539	2.7707	10735.41	10736.41	1.00	1.36	1.36	1.36	82	205
11-Jan-12	13:00	Fine	001858	2.7468	2.7580	10736.41	10737.41	1.00	1.36	1.36	1.36	82	137
11-Jan-12	14:45	Fine	001937	2.7995	2.8135	10737.41	10738.41	1.00	1.39	1.39	1.39	84	167
17-Jan-12	10:00	Fine	001897	2.7891	2.7995	10738.41	10739.41	1.00	1.39	1.39	1.39	84	124
17-Jan-12	14:45	Fine	001927	2.7929	2.8023	10739.41	10740.41	1.00	1.39	1.36	1.38	83	114
17-Jan-12	15:51	Fine	001888	2.8048	2.8137	10740.41	10741.41	1.00	1.36	1.36	1.36	82	109
21-Jan-12	9:40	Cloudy	002040	2.8002	2.8125	10789.42	10790.42	1.00	1.34	1.34	1.34	80	153
21-Jan-12	13:00	Cloudy	001953	2.7926	2.8073	10790.42	10791.42	1.00	1.34	1.34	1.34	80	183
21-Jan-12	14:05	Cloudy	002047	2.7818	2.7944	10791.42	10792.42	1.00	1.37	1.37	1.37	82	154
27-Jan-12	13:00	Cloudy	001892	2.8161	2.8312	10816.42	10817.42	1.00	1.43	1.43	1.43	86	176
27-Jan-12	16:00	Cloudy	001719	2.7715	2.7887	10817.42	10818.42	1.00	1.34	1.34	1.34	80	214
27-Jan-12	17:00	Cloudy	001724	2.7700	2.7879	10818.42	10819.42	1.00	1.34	1.37	1.35	81	220

Location: CMA4a - SPCA

Report on 24-hour TSP monitoring
Action Level (μg/m3) - 171.2
Limit Level (μg/m3) - 260

Date	Sampling Time	Weather Condition	Filter paper no.	Filter Weight, g		Elapse Time, hr		Sampling Time, hr	Flow Rate, m^3/min			Total Volume, m^3	TSP Level, μg/m^3
				Initial	Final	Initial	Final		Initial, Q_{si}	Final, Q_{sf}	Average		
29-Dec-11	8:00	Fine	001807	2.7473	2.9013	14308.31	14332.32	24.01	1.26	1.28	1.27	1827	84
4-Jan-12	8:00	Fine	001841	2.7342	2.8990	14335.32	14359.31	23.99	1.33	1.33	1.33	1911	86
10-Jan-12	8:00	Fine	001912	2.7903	2.9925	14362.31	14386.31	24.00	1.33	1.30	1.32	1894	107
16-Jan-12	8:00	Fine	001898	2.7943	2.9291	14389.31	14413.32	24.01	1.35	1.28	1.32	1895	71
20-Jan-12	8:00	Cloudy	001891	2.8053	3.0021	14416.32	14440.32	24.00	1.10	1.10	1.10	1590	124
26-Jan-12	8:00	Cloudy	001960	2.7755	2.9830	14443.32	14467.32	24.00	1.38	1.38	1.38	1980	105

Report on 1-hour TSP monitoring
Action Level (μg/m3) - 312.5
Limit Level (μg/m3) - 500

Date	Sampling Time	Weather Condition	Filter paper no.	Filter Weight, g		Elapse Time, hr		Sampling Time, hr	Flow Rate, m^3/min			Total Volume, m^3	TSP Level, μg/m^3
				Initial	Final	Initial	Final		Initial, Q_{si}	Final, Q_{sf}	Average		
30-Dec-11	10:30	Fine	001830	2.7387	2.7506	14332.32	14333.32	1.00	1.30	1.28	1.29	77	154
30-Dec-11	13:00	Fine	001826	2.7488	2.7602	14333.32	14334.32	1.00	1.32	1.32	1.32	79	143
30-Dec-11	14:52	Fine	001844	2.7421	2.7546	14334.32	14335.32	1.00	1.32	1.32	1.32	79	157
5-Jan-12	8:46	Fine	001754	2.7596	2.7673	14359.31	14360.31	1.00	1.30	1.33	1.32	79	98
5-Jan-12	10:52	Fine	001758	2.7382	2.7455	14360.31	14361.31	1.00	1.30	1.33	1.32	79	93
5-Jan-12	13:00	Fine	001908	2.7769	2.7830	14361.31	14362.31	1.00	1.33	1.33	1.33	80	77
11-Jan-12	9:55	Fine	001906	2.7969	2.8073	14386.31	14387.31	1.00	1.30	1.30	1.30	78	133
11-Jan-12	13:00	Fine	001934	2.8082	2.8192	14387.31	14388.31	1.00	1.30	1.30	1.30	78	141
11-Jan-12	14:49	Fine	001899	2.7985	2.8125	14388.31	14389.31	1.00	1.33	1.30	1.32	79	177
17-Jan-12	10:00	Fine	001942	2.8010	2.8104	14413.32	14414.32	1.00	1.28	1.28	1.28	77	122
17-Jan-12	15:00	Fine	001887	2.7975	2.8047	14414.32	14415.32	1.00	1.28	1.28	1.28	77	94
17-Jan-12	16:12	Fine	001889	2.8104	2.8199	14415.32	14416.32	1.00	1.28	1.28	1.28	77	124
21-Jan-12	9:30	Cloudy	002039	2.7914	2.7981	14440.32	14441.32	1.00	1.33	1.33	1.33	80	84
21-Jan-12	13:00	Cloudy	001952	2.7786	2.7868	14441.32	14442.32	1.00	1.33	1.33	1.33	80	103
21-Jan-12	14:10	Cloudy	002048	2.8035	2.8114	14442.32	14443.32	1.00	1.33	1.33	1.33	80	99
27-Jan-12	13:00	Cloudy	001893	2.8011	2.8102	14467.32	14468.32	1.00	1.38	1.38	1.38	83	110
27-Jan-12	14:41	Cloudy	001720	2.7704	2.7785	14468.32	14469.32	1.00	1.38	1.38	1.38	83	98
27-Jan-12	15:51	Cloudy	001718	2.7755	2.7826	14469.32	14470.32	1.00	1.38	1.38	1.38	83	86

Location: CMA5a - Children Garden opposite to Pedestrian Plaza

Report on 24-hour TSP monitoring
Action Level (µg/m3) - 181 181
Limit Level (µg/m3) - 260 260

Date	Sampling Time	Weather Condition	Filter paper no.	Filter Weight, g		Elapse Time, hr		Sampling Time, hr	Flow Rate, m^3/min			Total Volume, m^3	TSP Level, µg/m^3
				Initial	Final	Initial	Final		Initial, Q_{si}	Final, Q_{sf}	Average		
29-Dec-11	8:00	Fine	001785	2.7761	2.9278	15301.90	15325.81	23.91	1.26	1.26	1.26	1803	84
4-Jan-12	8:00	Fine	001825	2.7610	2.9276	15328.81	15352.81	24.00	1.31	1.31	1.31	1885	88
10-Jan-12	8:00	Fine	001855	2.7409	2.9240	15355.81	15379.74	23.93	1.28	1.28	1.28	1843	99
16-Jan-12	8:00	Fine	001935	2.7906	2.8929	15382.74	15406.74	24.00	1.28	1.28	1.28	1850	55
20-Jan-12	8:00	Cloudy	001860	2.7398	2.8923	15409.74	15433.74	24.00	1.29	1.29	1.29	1851	82
26-Jan-12	8:00	Cloudy	001958	2.7784	2.9473	15436.74	15460.74	24.00	1.29	1.26	1.28	1837	92

Report on 1-hour TSP monitoring
Action Level (µg/m3) - 332
Limit Level (µg/m3) - 500

Date	Sampling Time	Weather Condition	Filter paper no.	Filter Weight, g		Elapse Time, hr		Sampling Time, hr	Flow Rate, m^3/min			Total Volume, m^3	TSP Level, µg/m^3
				Initial	Final	Initial	Final		Initial, Q_{si}	Final, Q_{sf}	Average		
30-Dec-11	8:00	Fine	001835	2.7655	2.7770	15325.81	15326.81	1.00	1.26	1.26	1.26	75	152
30-Dec-11	9:08	Fine	001837	2.7601	2.7719	15326.81	15327.81	1.00	1.28	1.28	1.28	77	153
30-Dec-11	10:57	Fine	001829	2.7562	2.7704	15327.81	15328.81	1.00	1.28	1.28	1.28	77	185
5-Jan-12	8:20	Fine	001840	2.7484	2.7574	15352.81	15353.80	0.99	1.31	1.31	1.31	78	116
5-Jan-12	10:15	Fine	001853	2.7338	2.7405	15353.80	15354.80	1.00	1.24	1.21	1.22	73	91
5-Jan-12	13:00	Fine	001854	2.7532	2.7597	15354.81	15355.81	1.00	1.26	1.24	1.25	75	87
11-Jan-12	8:02	Fine	001872	2.8076	2.8152	15379.74	15380.74	1.00	1.28	1.28	1.28	77	99
11-Jan-12	9:08	Fine	001857	2.7469	2.7533	15380.74	15381.74	1.00	1.21	1.21	1.21	73	88
11-Jan-12	10:20	Fine	001905	2.7694	2.7777	15381.74	15382.74	1.00	1.28	1.28	1.28	77	108
17-Jan-12	8:02	Fine	001868	2.7801	2.7887	15406.74	15407.74	1.00	1.26	1.26	1.26	76	114
17-Jan-12	9:04	Fine	001866	2.7626	2.7760	15407.74	15408.74	1.00	1.28	1.28	1.28	77	174
17-Jan-12	10:25	Fine	001943	2.7828	2.7898	15408.74	15409.74	1.00	1.28	1.28	1.28	77	91
21-Jan-12	8:00	Cloudy	002035	2.8081	2.8206	15433.74	15434.74	1.00	1.29	1.29	1.29	77	162
21-Jan-12	9:03	Cloudy	002037	2.7730	2.7871	15434.74	15435.74	1.00	1.29	1.29	1.29	77	183
21-Jan-12	13:00	Cloudy	001954	2.8049	2.8155	15435.74	15436.74	1.00	1.17	1.17	1.17	70	152
27-Jan-12	13:25	Cloudy	002068	2.8156	2.8246	15460.74	15461.74	1.00	1.17	1.22	1.19	72	126
27-Jan-12	14:38	Cloudy	002074	2.7750	2.7824	15461.74	15462.74	1.00	1.26	1.26	1.26	76	98
27-Jan-12	15:41	Cloudy	002072	2.7888	2.7943	15462.74	15463.74	1.00	1.22	1.29	1.25	75	73

Location: MA1e - International Finance Centre (Eastern Wing)

Report on 24-hour TSP monitoring
Action Level (μg/m3) - 173.4
Limit Level (μg/m3) - 260

Date	Sampling Time	Weather Condition	Filter paper no.	Filter Weight, g		Elapse Time, hr		Sampling Time, hr	Flow Rate, m^3/min			Total Volume, m^3	TSP Level, $\mu g/m^3$
				Initial	Final	Initial	Final		Initial, Q_{si}	Final, Q_{sf}	Average		
29-Dec-11	8:00	Fine	001803	2.7527	2.9114	7956.28	7980.28	24.00	1.24	1.24	1.24	1786	89
4-Jan-12	8:00	Fine	001819	2.7515	2.9205	7983.28	8007.28	24.00	1.27	1.27	1.27	1832	92
10-Jan-12	8:00	Fine	001911	2.7722	2.9464	8010.28	8034.28	24.00	1.27	1.27	1.27	1829	95
16-Jan-12	8:00	Fine	001939	2.8205	2.9399	8061.33	8085.35	24.02	1.22	1.22	1.22	1755	68
20-Jan-12	8:00	Cloudy	001924	2.7983	2.9381	8088.35	8112.35	24.00	1.22	1.22	1.22	1754	80
26-Jan-12	8:00	Cloudy	001956	2.7870	3.0187	8115.35	8139.35	24.00	1.22	1.22	1.22	1759	132

Report on 1-hour TSP monitoring
Action Level (μg/m3) - 325.1
Limit Level (μg/m3) - 500

Date	Sampling Time	Weather Condition	Filter paper no.	Filter Weight, g		Elapse Time, hr		Sampling Time, hr	Flow Rate, m^3/min			Total Volume, m^3	TSP Level, $\mu g/m^3$
				Initial	Final	Initial	Final		Initial, Q_{si}	Final, Q_{sf}	Average		
30-Dec-11	9:55	Fine	001781	2.7764	2.7913	7980.28	7981.28	1.00	1.24	1.27	1.26	75	198
30-Dec-11	11:00	Fine	001816	2.7689	2.7791	7981.28	7982.28	1.00	1.27	1.27	1.27	76	134
30-Dec-11	13:00	Fine	001818	2.7614	2.7728	7982.28	7983.28	1.00	1.27	1.27	1.27	76	150
5-Jan-12	8:47	Fine	001881	2.7964	2.8060	8007.28	8008.28	1.00	1.19	1.19	1.19	71	135
5-Jan-12	13:00	Fine	001884	2.7786	2.7862	8008.28	8009.28	1.00	1.19	1.19	1.19	71	106
5-Jan-12	14:17	Fine	001917	2.7991	2.8101	8009.28	8010.28	1.00	1.27	1.27	1.27	76	144
11-Jan-12	8:58	Fine	001908	2.8118	2.8202	8034.28	8035.28	1.00	1.22	1.22	1.22	73	115
11-Jan-12	10:46	Fine	001903	2.7833	2.7940	8035.28	8036.28	1.00	1.22	1.19	1.20	72	148
11-Jan-12	13:00	Fine	001901	2.7715	2.7807	8036.28	8037.28	1.00	1.24	1.22	1.23	74	125
17-Jan-12	8:26	Fine	001896	2.8076	2.8124	8085.35	8086.35	1.00	1.22	1.22	1.22	73	66
17-Jan-12	9:46	Fine	001921	2.8288	2.8315	8086.35	8087.35	1.00	1.00	1.00	1.00	60	45
17-Jan-12	10:51	Fine	001922	2.8053	2.8095	8087.35	8088.35	1.00	1.22	1.22	1.22	73	57
21-Jan-12	8:20	Cloudy	001879	2.7920	2.8009	8112.35	8113.35	1.00	1.22	1.22	1.22	73	122
21-Jan-12	9:25	Cloudy	001947	2.7867	2.7964	8113.35	8114.35	1.00	1.22	1.22	1.22	73	133
21-Jan-12	10:32	Cloudy	001949	2.7772	2.7871	8114.35	8115.35	1.00	1.22	1.22	1.22	73	135
27-Jan-12	13:00	Cloudy	001895	2.8018	2.8142	8139.35	8140.35	1.00	1.19	1.19	1.19	72	173
27-Jan-12	15:22	Cloudy	001995	2.7597	2.7687	8140.35	8141.35	1.00	1.19	1.19	1.19	72	126
27-Jan-12	16:26	Cloudy	001997	2.7437	2.7527	8141.35	8142.35	1.00	1.19	1.19	1.19	72	126

Location: MA1w - International Finance Centre (Western Wing)

Report on 24-hour TSP monitoring
Action Level (μg/m3) - 173.4
Limit Level (μg/m3) - 260

Date	Sampling Time	Weather Condition	Filter paper no.	Filter Weight, g		Elapse Time, hr		Sampling Time, hr	Flow Rate, m^3/min			Total Volume, m^3	TSP Level, μg/m^3
				Initial	Final	Initial	Final		Initial, Q_{si}	Final, Q_{sf}	Average		
29-Dec-11	8:00	Fine	001804	2.7542	2.9474	11108.67	11132.67	24.00	1.50	1.50	1.50	2166	89
4-Jan-12	8:00	Fine	001817	2.7483	2.9290	11135.68	11159.68	24.00	1.48	1.48	1.48	2138	85
10-Jan-12	8:00	Fine	001910	2.7943	2.9290	11162.68	11186.68	24.00	1.46	1.46	1.46	2101	64
17-Jan-12*	14:20	Fine	001926	2.7988	2.8941	11192.70	11216.71	24.01	1.19	1.19	1.19	1718	55
20-Jan-12	8:00	Cloudy	001878	2.7857	2.9096	11216.71	11240.71	24.00	1.17	1.17	1.17	1683	74
26-Jan-12	8:00	Cloudy	001957	2.7925	3.0467	11243.71	11267.71	24.00	1.46	1.46	1.46	2108	121

* Due to lack of electricity supply, the 24 hr-TSPs were rescheduled form 16 Jan 2012 to 17 Jan 2012

Report on 1-hour TSP monitoring
Action Level (μg/m3) - 325.1
Limit Level (μg/m3) - 500

Date	Sampling Time	Weather Condition	Filter paper no.	Filter Weight, g		Elapse Time, hr		Sampling Time, hr	Flow Rate, m^3/min			Total Volume, m^3	TSP Level, μg/m^3
				Initial	Final	Initial	Final		Initial, Q_{si}	Final, Q_{sf}	Average		
30-Dec-11	8:47	Fine	001782	2.7666	2.7849	11132.68	11133.68	1.00	1.48	1.48	1.48	89	206
30-Dec-11	9:49	Fine	001783	2.7554	2.7729	11133.68	11134.68	1.00	1.48	1.48	1.48	89	197
30-Dec-11	10:51	Fine	001824	2.744	2.7587	11134.68	11135.68	1.00	1.48	1.48	1.48	89	165
5-Jan-12	8:52	Fine	001882	2.7924	2.8000	11159.68	11160.68	1.00	1.48	1.48	1.48	89	85
5-Jan-12	13:00	Fine	001883	2.7915	2.7999	11160.68	11161.68	1.00	1.48	1.48	1.48	89	94
5-Jan-12	14:25	Fine	001916	2.7841	2.7935	11161.68	11162.68	1.00	1.48	1.48	1.48	89	106
11-Jan-12	8:30	Fine	001909	2.7960	2.8028	11186.68	11187.68	1.00	1.48	1.48	1.48	89	76
11-Jan-12	9:36	Fine	001907	2.7976	2.8039	11187.68	11188.68	1.00	1.48	1.46	1.47	88	71
11-Jan-12	10:40	Fine	001904	2.7787	2.7866	11188.68	11189.68	1.00	1.48	1.48	1.48	89	89
17-Jan-12	9:40	Fine	001902	2.7665	2.7795	11189.70	11190.70	1.00	1.34	1.29	1.31	79	165
17-Jan-12	10:58	Fine	001923	2.7949	2.7994	11190.70	11191.71	1.01	1.29	1.29	1.29	78	58
17-Jan-12	13:00	Fine	001925	2.7920	2.7976	11191.71	11192.71	1.00	1.24	1.24	1.24	74	75
21-Jan-12	8:28	Cloudy	001880	2.8043	2.8135	11240.71	11241.71	1.00	1.29	1.29	1.29	77	119
21-Jan-12	9:33	Cloudy	001948	2.7731	2.7824	11241.71	11242.71	1.00	1.29	1.29	1.29	77	120
21-Jan-12	10:40	Cloudy	001950	2.7633	2.7743	11242.71	11243.71	1.00	1.44	1.44	1.44	86	128
27-Jan-12	13:00	Cloudy	001894	2.8038	2.8183	11267.71	11268.71	1.00	1.44	1.44	1.44	86	168
27-Jan-12	15:15	Cloudy	001994	2.7424	2.7528	11268.71	11269.71	1.00	1.44	1.46	1.45	87	119
27-Jan-12	16:17	Cloudy	001996	2.7462	2.7572	11269.71	11270.71	1.00	1.49	1.49	1.49	89	123

Location: CMA1b - Oil St Community Liaison Centre

Report on 24-hour TSP monitoring
Action Level (μg/m3) - 176.7
Limit Level (μg/m3) - 260

Date	Sampling Time	Weather Condition	Filter paper no.	Filter Weight, g		Elapse Time, hr		Sampling Time, hr	Flow Rate, m^3/min			Total Volume, m^3	TSP Level, $\mu g/m^3$
				Initial	Final	Initial	Final		Initial, Q_{si}	Final, Q_{sf}	Average		
1-Feb-12	8:00	Sunny	001993	2.7360	2.9081	441.12	465.11	23.99	1.22	1.20	1.21	1740	99
7-Feb-12	8:00	Cloudy	002005	2.7433	2.8904	468.11	492.11	24.00	1.24	1.28	1.26	1816	81
16-Feb-12	8:00	Cloudy	002054	2.7899	2.9224	507.76	531.75	23.99	1.24	1.24	1.24	1790	74
18-Feb-12	8:00	Cloudy	002084	2.8032	3.0632	531.75	555.74	23.99	1.29	1.27	1.28	1838	141
24-Feb-12	8:00	Cloudy	002173	2.7512	2.9340	558.14	582.73	24.59	1.24	1.15	1.19	1762	104

* Due to lack of electricity supply, the 24 hr-TSPs were rescheduled form13 Feb 2012 to 16 Feb 2012

Report on 1-hour TSP monitoring
Action Level (μg/m3) - 320.1
Limit Level (μg/m3) - 500

Date	Sampling Time	Weather Condition	Filter paper no.	Filter Weight, g		Elapse Time, hr		Sampling Time, hr	Flow Rate, m^3/min			Total Volume, m^3	TSP Level, $\mu g/m^3$
				Initial	Final	Initial	Final		Initial, Q_{si}	Final, Q_{sf}	Average		
2-Feb-12	8:08	Sunny	002103	2.7861	2.7930	465.11	466.11	1.00	1.20	1.20	1.20	72	96
2-Feb-12	9:14	Sunny	002110	2.8120	2.8205	466.11	467.11	1.00	1.15	1.15	1.15	69	123
2-Feb-12	10:20	Sunny	002105	2.7811	2.7909	467.11	468.11	1.00	1.10	1.10	1.10	66	148
8-Feb-12	8:45	Cloudy	001970	2.8002	2.8116	492.11	493.11	1.00	1.25	1.25	1.25	75	152
8-Feb-12	9:50	Cloudy	001972	2.7643	2.7727	493.11	494.11	1.00	1.25	1.25	1.25	75	112
8-Feb-12	10:53	Cloudy	001974	2.7524	2.7622	494.71	495.71	1.00	1.25	1.25	1.25	75	130
14-Feb-12	10:30	Cloudy	002194	2.7293	2.7360	495.32	496.32	1.00	1.19	1.19	1.19	71	94
14-Feb-12	13:00	Cloudy	002198	2.7617	2.7702	496.32	497.32	1.00	1.22	1.22	1.22	73	117
14-Feb-12	14:05	Cloudy	002200	2.7613	2.7696	497.32	498.32	1.00	1.24	1.26	1.25	75	111
20-Feb-12	8:35	Cloudy	002210	2.7536	2.7685	555.74	556.74	1.00	1.24	1.27	1.26	75	198
20-Feb-12	9:38	Cloudy	002254	2.7664	2.7800	556.74	557.74	1.00	1.24	1.24	1.24	75	182
20-Feb-12	15:50	Cloudy	002119	2.7667	2.7845	557.74	558.74	1.00	1.27	1.24	1.26	75	236
25-Feb-12	8:45	Cloudy	002256	2.8082	2.8163	582.73	583.73	1.00	1.23	1.25	1.24	74	109
25-Feb-12	9:50	Cloudy	002206	2.7354	2.7437	583.73	584.73	1.00	1.23	1.30	1.26	76	110
25-Feb-12	10:55	Cloudy	002205	2.7288	2.7369	584.73	585.73	1.00	1.23	1.27	1.25	75	108

Location: CMA2a - Causeway Bay Community Centre

Report on 24-hour TSP monitoring
Action Level (μg/m3) - 169.5
Limit Level (μg/m3) - 260

Date	Sampling Time	Weather Condition	Filter paper no.	Filter Weight, g		Elapse Time, hr		Sampling Time, hr	Flow Rate, m^3/min			Total Volume, m^3	TSP Level, μg/m^3
				Initial	Final	Initial	Final		Initial, Q_{si}	Final, Q_{sf}	Average		
1-Feb-12	8:00	Sunny	001989	2.7633	2.8787	10251.90	10275.90	24.00	1.24	1.29	1.26	1819	63
7-Feb-12	8:00	Cloudy	002004	2.7482	2.9003	10278.90	10302.88	23.98	1.50	1.46	1.48	2128	71
13-Feb-12	8:00	Cloudy	002063	2.7787	2.9933	10305.89	10329.90	24.01	1.47	1.42	1.44	2080	103
18-Feb-12	8:00	Cloudy	002201	2.7590	3.0172	10332.90	10356.89	23.99	1.49	1.39	1.44	2079	124
24-Feb-12	8:00	Cloudy	002182	2.7366	2.8782	10359.89	10383.88	23.99	1.50	1.39	1.44	2080	68

Report on 1-hour TSP monitoring
Action Level (μg/m3) - 323.4
Limit Level (μg/m3) - 500

Date	Sampling Time	Weather Condition	Filter paper no.	Filter Weight, g		Elapse Time, hr		Sampling Time, hr	Flow Rate, m^3/min			Total Volume, m^3	TSP Level, μg/m^3
				Initial	Final	Initial	Final		Initial, Q_{si}	Final, Q_{sf}	Average		
2-Feb-12	8:31	Sunny	002104	2.7929	2.8014	10275.90	10276.90	1.00	1.45	1.45	1.45	87	98
2-Feb-12	9:36	Sunny	002109	2.8168	2.8263	10276.90	10277.90	1.00	1.47	1.47	1.47	88	107
2-Feb-12	10:55	Sunny	002108	2.7929	2.8088	10277.90	10278.90	1.00	1.47	1.45	1.46	88	181
8-Feb-12	8:30	Cloudy	001969	2.8060	2.8173	10302.89	10303.89	1.00	1.46	1.46	1.46	87	129
8-Feb-12	9:46	Cloudy	001971	2.7596	2.7697	10303.89	10304.89	1.00	1.51	1.46	1.48	89	113
8-Feb-12	10:58	Cloudy	001973	2.7751	2.7838	10304.89	10305.89	1.00	1.51	1.48	1.50	90	97
14-Feb-12	9:10	Cloudy	002197	2.7501	2.7562	10329.90	10330.90	1.00	1.44	1.44	1.44	86	71
14-Feb-12	10:15	Cloudy	002193	2.7509	2.7574	10330.90	10331.90	1.00	1.44	1.44	1.44	86	75
14-Feb-12	13:00	Cloudy	002196	2.7407	2.7487	10331.90	10332.90	1.00	1.47	1.47	1.47	88	91
20-Feb-12	8:25	Cloudy	002221	2.7914	2.8032	10356.89	10357.89	1.00	1.50	1.50	1.50	90	131
20-Feb-12	9:27	Cloudy	002211	2.7254	2.7406	10357.89	10358.89	1.00	1.50	1.50	1.50	90	169
20-Feb-12	15:36	Cloudy	002118	2.7806	2.7942	10358.89	10359.89	1.00	1.50	1.50	1.50	90	151
25-Feb-12	8:32	Cloudy	002255	2.7932	2.8017	10383.88	10384.88	1.00	1.47	1.50	1.49	89	95
25-Feb-12	9:36	Cloudy	002209	2.7622	2.7710	10384.88	10385.88	1.00	1.47	1.47	1.47	88	100
25-Feb-12	10:40	Cloudy	002208	2.7504	2.7598	10385.88	10386.88	1.00	1.47	1.47	1.47	88	106

Location: CMA3a - CWB PRE Site Office Area

Report on 24-hour TSP monitoring
Action Level (µg/m3) - 171
Limit Level (µg/m3) - 260

Date	Sampling Time	Weather Condition	Filter paper no.	Filter Weight, g		Elapse Time, hr		Sampling Time, hr	Flow Rate, m^3/min			Total Volume, m^3	TSP Level, µg/m^3
				Initial	Final	Initial	Final		Initial, Q_{si}	Final, Q_{sf}	Average		
1-Feb-12	8:00	Sunny	002021	2.7961	3.0180	10819.42	10843.41	23.99	1.42	1.42	1.42	2046	108
7-Feb-12	8:00	Cloudy	001968	2.7981	3.0211	10846.41	10870.41	24.00	1.36	1.37	1.37	1969	113
14-Feb-12	8:00	Cloudy	001985	2.7534	2.9250	10898.64	10922.65	24.01	1.38	1.32	1.35	1949	88
18-Feb-12	8:00	Cloudy	002053	2.7979	3.0659	10922.65	10946.64	23.99	1.33	1.33	1.33	1912	140
24-Feb-12	8:00	Cloudy	002187	2.7404	2.8786	10949.64	10973.63	23.99	1.33	1.33	1.33	1913	72

* Due to lack of electricity supply, the 24 hr-TSPs were rescheduled form 13 Feb 2012 to 14 Feb 2012

Report on 1-hour TSP monitoring
Action Level (µg/m3) - 311.3
Limit Level (µg/m3) - 500

Date	Sampling Time	Weather Condition	Filter paper no.	Filter Weight, g		Elapse Time, hr		Sampling Time, hr	Flow Rate, m^3/min			Total Volume, m^3	TSP Level, µg/m^3
				Initial	Final	Initial	Final		Initial, Q_{si}	Final, Q_{sf}	Average		
2-Feb-12	13:00	Cloudy	002089	2.7948	2.8063	10843.41	10844.41	1.00	1.33	1.33	1.33	80	144
2-Feb-12	15:30	Cloudy	001963	2.7800	2.8028	10844.41	10845.41	1.00	1.33	1.33	1.33	80	285
2-Feb-12	16:40	Cloudy	001964	2.8026	2.8171	10845.41	10846.41	1.00	1.33	1.33	1.33	80	182
8-Feb-12	8:38	Cloudy	002106	2.7912	2.8142	10870.41	10871.41	1.00	1.40	1.40	1.40	84	273
8-Feb-12	9:43	Cloudy	002128	2.7470	2.7658	10871.41	10872.41	1.00	1.43	1.43	1.43	86	219
8-Feb-12	10:48	Cloudy	002122	2.7622	2.7766	10872.41	10873.41	1.00	1.43	1.46	1.45	87	166
14-Feb-12	10:35	Cloudy	001977	2.7645	2.7751	10895.64	10896.64	1.00	1.33	1.33	1.33	80	133
14-Feb-12	13:12	Cloudy	001979	2.7502	2.7643	10896.64	10897.64	1.00	1.33	1.33	1.33	80	177
14-Feb-12	14:18	Cloudy	001981	2.7557	2.7653	10897.64	10898.64	1.00	1.33	1.33	1.33	80	121
20-Feb-12	8:38	Cloudy	002133	2.7406	2.7527	10946.64	10947.64	1.00	1.27	1.21	1.24	74	162
20-Feb-12	9:43	Cloudy	002135	2.7502	2.7618	10947.64	10948.64	1.00	1.33	1.33	1.33	80	145
20-Feb-12	15:25	Cloudy	002117	2.7780	2.7908	10948.64	10949.64	1.00	1.30	1.33	1.32	79	162
25-Feb-12	8:11	Cloudy	002142	2.7451	2.7552	10973.63	10974.63	1.00	1.30	1.30	1.30	78	129
25-Feb-12	9:16	Cloudy	002144	2.7284	2.7374	10974.63	10975.63	1.00	1.33	1.27	1.30	78	115
25-Feb-12	10:23	Cloudy	002146	2.7325	2.7427	10975.63	10976.63	1.00	1.27	1.27	1.27	76	134

Location: CMA4a - SPCA

Report on 24-hour TSP monitoring
Action Level (μg/m3) - 171.2
Limit Level (μg/m3) - 260

Date	Sampling Time	Weather Condition	Filter paper no.	Filter Weight, g		Elapse Time, hr		Sampling Time, hr	Flow Rate, m^3/min			Total Volume, m^3	TSP Level, μg/m^3
				Initial	Final	Initial	Final		Initial, Q_{si}	Final, Q_{sf}	Average		
1-Feb-12	8:00	Sunny	001725	2.7689	2.8984	14470.32	14494.32	24.00	1.35	1.37	1.36	1956	66
7-Feb-12	8:00	Cloudy	001967	2.8054	3.0973	14497.32	14521.32	24.00	1.37	1.36	1.36	1961	149
13-Feb-12	8:00	Cloudy	002123	2.7489	3.0493	14524.32	14548.32	24.00	1.34	1.36	1.35	1950	154
18-Feb-12	8:00	Cloudy	001983	2.7556	2.9606	14551.32	14575.31	23.99	1.32	1.32	1.32	1902	108
24-Feb-12	8:00	Cloudy	002116	2.7746	2.8735	14578.31	14602.30	23.99	1.32	1.30	1.31	1887	52

Report on 1-hour TSP monitoring
Action Level (μg/m3) - 312.5
Limit Level (μg/m3) - 500

Date	Sampling Time	Weather Condition	Filter paper no.	Filter Weight, g		Elapse Time, hr		Sampling Time, hr	Flow Rate, m^3/min			Total Volume, m^3	TSP Level, μg/m^3
				Initial	Final	Initial	Final		Initial, Q_{si}	Final, Q_{sf}	Average		
2-Feb-12	13:00	Sunny	002107	2.7820	2.7953	14494.32	14495.32	1.00	1.37	1.32	1.35	81	165
2-Feb-12	15:15	Sunny	001961	2.7760	2.7897	14495.32	14496.32	1.00	1.35	1.35	1.35	81	170
2-Feb-12	16:57	Sunny	001962	2.7789	2.7940	14496.32	14497.32	1.00	1.32	1.32	1.32	79	190
8-Feb-12	8:22	Cloudy	002130	2.7449	2.7504	14521.32	14522.32	1.00	1.33	1.33	1.33	80	69
8-Feb-12	9:28	Cloudy	002129	2.7630	2.7763	14522.32	14523.32	1.00	1.38	1.38	1.38	83	161
8-Feb-12	10:35	Cloudy	002121	2.7456	2.7532	14523.32	14524.32	1.00	1.33	1.33	1.33	80	95
14-Feb-12	10:59	Cloudy	001978	2.7274	2.7338	14548.32	14549.32	1.00	1.32	1.32	1.32	79	81
14-Feb-12	13:31	Cloudy	001980	2.7521	2.7578	14549.32	14550.32	1.00	1.32	1.27	1.30	78	73
14-Feb-12	14:36	Cloudy	001982	2.7360	2.7464	14550.32	14551.32	1.00	1.32	1.32	1.32	79	131
20-Feb-12	8:20	Cloudy	002132	2.7422	2.7517	14575.31	14576.31	1.00	1.16	1.16	1.16	70	136
20-Feb-12	9:25	Cloudy	002134	2.7307	2.7416	14576.31	14577.31	1.00	1.16	1.11	1.14	68	160
20-Feb-12	10:32	Cloudy	002136	2.7409	2.7449	14577.31	14578.31	1.00	1.16	1.16	1.16	70	57
25-Feb-12	8:31	Cloudy	002143	2.7490	2.7585	14602.30	14603.30	1.00	1.32	1.30	1.31	79	121
25-Feb-12	9:35	Cloudy	002145	2.7345	2.7439	14603.30	14604.30	1.00	1.32	1.32	1.32	79	118
25-Feb-12	10:41	Cloudy	002140	2.7414	2.7499	14604.30	14605.30	1.00	1.35	1.32	1.33	80	106

Location: CMA5a - Children Garden opposite to Pedestrian Plaza

Report on 24-hour TSP monitoring
Action Level (µg/m3) - 181
Limit Level (µg/m3) - 260

Date	Sampling Time	Weather Condition	Filter paper no.	Filter Weight, g		Elapse Time, hr		Sampling Time, hr	Flow Rate, m^3/min			Total Volume, m^3	TSP Level, µg/m^3
				Initial	Final	Initial	Final		Initial, Q_{si}	Final, Q_{sf}	Average		
1-Feb-12	8:00	Sunny	002070	2.7990	2.9433	15463.74	15487.64	23.90	1.26	1.26	1.26	1804	80
7-Feb-12	8:00	Cloudy	001966	2.8043	2.9097	15490.64	15514.64	24.00	1.26	1.31	1.29	1852	57
13-Feb-12	8:00	Cloudy	001976	2.7490	2.9003	15517.64	15541.64	24.00	1.26	1.30	1.28	1840	82
20-Feb-12	15:18	Cloudy	002188	2.7335	2.8693	15551.44	15575.42	23.98	1.28	1.28	1.28	1841	74
24-Feb-12	8:00	Cloudy	002113	2.8214	2.9115	15575.42	15599.42	24.00	1.28	1.28	1.28	1842	49

* Due to lack of electricity supply, the 24 hr-TSPs were rescheduled form 18 Feb 2012 to 20 Feb 2012

Report on 1-hour TSP monitoring
Level (µg/m3) - 332
Level (µg/m3) - 500

Date	Sampling Time	Weather Condition	Filter paper no.	Filter Weight, g		Elapse Time, hr		Sampling Time, hr	w Rate, m^3/min			Total Volume, m^3	TSP Level, µg/m^3
				Initial	Final	Initial	Final		Initial, Q_{si}	Final, Q_{sf}	Average		
2-Feb-12	8:05	Sunny	002075	2.7856	2.7929	15487.64	15488.64	1.00	1.28	1.28	1.28	77	95
2-Feb-12	9:08	Sunny	002102	2.7998	2.8067	15488.64	15489.64	1.00	1.28	1.26	1.27	76	91
2-Feb-12	10:15	Sunny	002101	2.8017	2.8120	15489.64	15490.64	1.00	1.28	1.28	1.28	77	134
8-Feb-12	8:05	Cloudy	002096	2.7914	2.7986	15514.64	15515.64	1.00	1.31	1.31	1.31	79	91
8-Feb-12	9:07	Cloudy	002091	2.7967	2.8034	15515.64	15516.64	1.00	1.31	1.31	1.31	79	85
8-Feb-12	14:23	Cloudy	002090	2.7977	2.8055	15516.64	15517.64	1.00	1.31	1.31	1.31	79	99
14-Feb-12	8:11	Cloudy	002078	2.8061	2.8119	15541.64	15542.64	1.00	1.25	1.30	1.28	77	76
14-Feb-12	9:22	Cloudy	002088	2.7787	2.7834	15542.64	15543.64	1.00	1.16	1.16	1.16	69	68
14-Feb-12	10:25	Cloudy	002081	2.7932	2.7990	15543.64	15544.64	1.00	1.25	1.25	1.25	75	77
20-Feb-12	8:20	Cloudy	002111	2.8254	2.8288	15548.44	15549.44	1.00	1.30	1.26	1.28	77	44
20-Feb-12	13:00	Cloudy	002112	2.8284	2.8389	15549.44	15550.44	1.00	1.30	1.30	1.30	78	134
20-Feb-12	14:15	Cloudy	002174	2.7533	2.7566	15550.44	15551.44	1.00	1.26	1.26	1.26	75	44
25-Feb-12	8:00	Cloudy	002120	2.7653	2.7703	15599.42	15600.42	1.00	1.26	1.26	1.26	76	66
25-Feb-12	9:05	Cloudy	002114	2.8158	2.8205	15600.42	15601.42	1.00	1.23	1.21	1.22	73	64
25-Feb-12	10:10	Cloudy	002030	2.7724	2.7784	15601.42	15602.42	1.00	1.23	1.21	1.22	73	82

Location: MA1e - International Finance Centre (Eastern Wing)

Report on 24-hour TSP monitoring
Action Level (µg/m3) - 173.4
Limit Level (µg/m3) - 260

Date	Sampling Time	Weather Condition	Filter paper no.	Filter Weight, g		Elapse Time, hr		Sampling Time, hr	Flow Rate, m^3/min			Total Volume, m^3	TSP Level, µg/m^3
				Initial	Final	Initial	Final		Initial, Q_{si}	Final, Q_{sf}	Average		
1-Feb-12	8:00	Sunny	001999	2.7650	2.8898	8142.35	8166.35	24.00	1.22	1.21	1.21	1748	71
7-Feb-12	8:00	Cloudy	002065	2.8143	2.9376	8169.35	8193.35	24.00	1.21	1.22	1.22	1750	70
13-Feb-12	8:00	Cloudy	002016	2.7981	2.9347	8196.35	8220.35	24.00	1.16	1.21	1.18	1703	80
18-Feb-12	8:00	Cloudy	002056	2.8020	2.9912	8223.36	8247.35	23.99	1.18	1.21	1.20	1723	110
24-Feb-12	8:00	Cloudy	002177	2.7663	2.8614	8250.35	8274.34	23.99	1.16	1.16	1.16	1666	57

Report on 1-hour TSP monitoring
Action Level (µg/m3) - 325.1
Limit Level (µg/m3) - 500

Date	Sampling Time	Weather Condition	Filter paper no.	Filter Weight, g		Elapse Time, hr		Sampling Time, hr	Flow Rate, m^3/min			Total Volume, m^3	TSP Level, µg/m^3
				Initial	Final	Initial	Final		Initial, Q_{si}	Final, Q_{sf}	Average		
2-Feb-12	8:22	Cloudy	002019	2.8057	2.8105	8166.35	8167.35	1.00	1.19	1.19	1.19	71	67
2-Feb-12	9:37	Cloudy	002024	2.7877	2.7934	8167.35	8168.35	1.00	1.19	1.19	1.19	71	80
2-Feb-12	11:00	Cloudy	002026	2.7861	2.7927	8168.35	8169.35	1.00	1.19	1.19	1.19	71	93
8-Feb-12	8:15	Cloudy	002022	2.8018	2.8078	8193.35	8194.35	1.00	1.22	1.22	1.22	73	82
8-Feb-12	9:37	Cloudy	002011	2.7409	2.7471	8194.35	8195.35	1.00	1.22	1.22	1.22	73	84
8-Feb-12	10:47	Cloudy	002013	2.7395	2.7467	8195.35	8196.35	1.00	1.22	1.22	1.22	73	98
14-Feb-12	8:28	Cloudy	002062	2.8141	2.8224	8220.36	8221.36	1.00	1.15	1.21	1.18	71	117
14-Feb-12	9:36	Cloudy	002060	2.8059	2.8123	8221.36	8222.36	1.00	1.15	1.15	1.15	69	92
14-Feb-12	10:40	Cloudy	002058	2.8166	2.8214	8222.36	8223.36	1.00	1.15	1.15	1.15	69	69
20-Feb-12	8:35	Cloudy	002052	2.7839	2.7895	8247.35	8248.35	1.00	1.16	1.19	1.17	70	80
20-Feb-12	9:41	Cloudy	002181	2.7476	2.7520	8248.35	8249.35	1.00	1.16	1.16	1.16	69	63
20-Feb-12	10:45	Cloudy	002179	2.7611	2.7691	8249.35	8250.35	1.00	1.16	1.16	1.16	69	115
25-Feb-12	8:46	Cloudy	002172	2.7538	2.7599	8274.34	8275.34	1.00	1.19	1.19	1.19	71	86
25-Feb-12	9:50	Cloudy	002170	2.7685	2.7747	8275.34	8276.34	1.00	1.16	1.19	1.17	70	88
25-Feb-12	10:52	Cloudy	002168	2.7840	2.7918	8276.34	8277.34	1.00	1.16	1.21	1.19	71	110

Location: MA1w - International Finance Centre (Western Wing)

Report on 24-hour TSP monitoring
Action Level (μg/m3) - 173.4
Limit Level (μg/m3) - 260

Date	Sampling Time	Weather Condition	Filter paper no.	Filter Weight, g		Elapse Time, hr		Sampling Time, hr	Flow Rate, m^3/min			Total Volume, m^3	TSP Level, $\mu g/m^3$
				Initial	Final	Initial	Final		Initial, Q_{si}	Final, Q_{sf}	Average		
1-Feb-12	8:00	Sunny	001998	2.7510	2.9136	11270.71	11294.71	24.00	1.46	1.48	1.47	2115	77
7-Feb-12	8:00	Cloudy	002064	2.7987	2.9217	11297.71	11321.71	24.00	1.36	1.46	1.41	2027	61
13-Feb-12	8:00	Cloudy	002015	2.7755	2.9277	11324.71	11348.71	24.00	1.43	1.43	1.43	2056	74
18-Feb-12	8:00	Cloudy	002055	2.7834	2.9834	11351.71	11375.70	24.00	1.43	1.38	1.40	2022	99
24-Feb-12	8:00	Cloudy	002176	2.7664	2.8878	11378.70	11402.69	23.99	1.38	1.45	1.42	2040	59

Report on 1-hour TSP monitoring
Action Level (μg/m3) - 325.1
Limit Level (μg/m3) - 500

Date	Sampling Time	Weather Condition	Filter paper no.	Filter Weight, g		Elapse Time, hr		Sampling Time, hr	Flow Rate, m^3/min			Total Volume, m^3	TSP Level, $\mu g/m^3$
				Initial	Final	Initial	Final		Initial, Q_{si}	Final, Q_{sf}	Average		
2-Feb-12	8:23	Sunny	002025	2.7923	2.8002	11294.71	11295.71	1.00	1.48	1.46	1.47	88	90
2-Feb-12	9:48	Sunny	002027	2.7780	2.7878	11295.71	11296.71	1.00	1.46	1.43	1.44	87	113
2-Feb-12	10:50	Sunny	002066	2.7867	2.7951	11296.71	11297.71	1.00	1.43	1.43	1.43	86	98
8-Feb-12	8:24	Cloudy	002023	2.8015	2.8083	11321.71	11322.71	1.00	1.44	1.44	1.44	87	79
8-Feb-12	9:44	Cloudy	002012	2.7348	2.7422	11322.71	11323.71	1.00	1.44	1.44	1.44	87	86
8-Feb-12	10:52	Cloudy	002014	2.7553	2.7614	11323.71	11324.71	1.00	1.47	1.42	1.44	87	71
14-Feb-12	8:38	Cloudy	002061	2.8219	2.8281	11348.71	11349.71	1.00	1.43	1.43	1.43	86	72
14-Feb-12	9:45	Cloudy	002059	2.7975	2.8051	11349.71	11350.71	1.00	1.40	1.40	1.40	84	90
14-Feb-12	10:48	Cloudy	002057	2.7984	2.8056	11350.71	11351.71	1.00	1.38	1.38	1.38	83	87
20-Feb-12	8:42	Cloudy	002190	2.7394	2.7455	11375.70	11376.70	1.00	1.38	1.43	1.41	84	72
20-Feb-12	9:48	Cloudy	002180	2.7541	2.7598	11376.70	11377.70	1.00	1.43	1.38	1.41	84	68
20-Feb-12	10:51	Cloudy	002178	2.7606	2.7674	11377.70	11378.70	1.00	1.41	1.48	1.44	87	79
25-Feb-12	8:53	Cloudy	002171	2.7717	2.7786	11402.69	11403.69	1.00	1.48	1.48	1.48	89	78
25-Feb-12	9:55	Cloudy	002169	2.7508	2.7594	11403.69	11404.69	1.00	1.45	1.48	1.47	88	98
25-Feb-12	11:00	Cloudy	002167	2.7723	2.7815	11404.69	11405.69	1.00	1.48	1.48	1.48	89	104

Graphic Presentation of 24 hour TSP Result

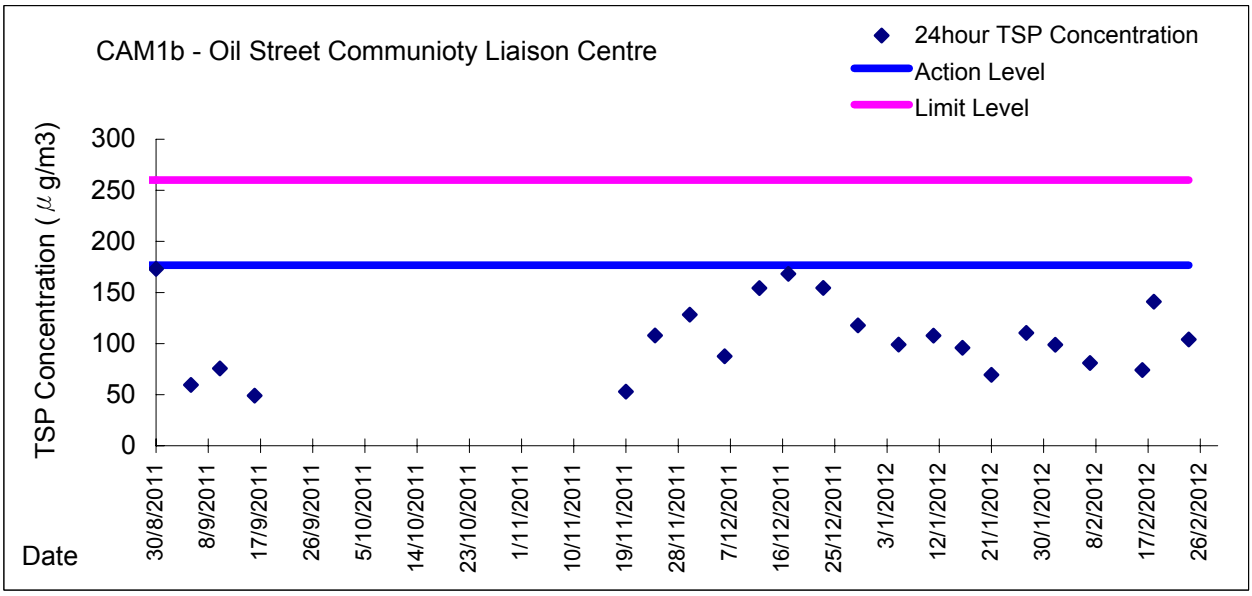

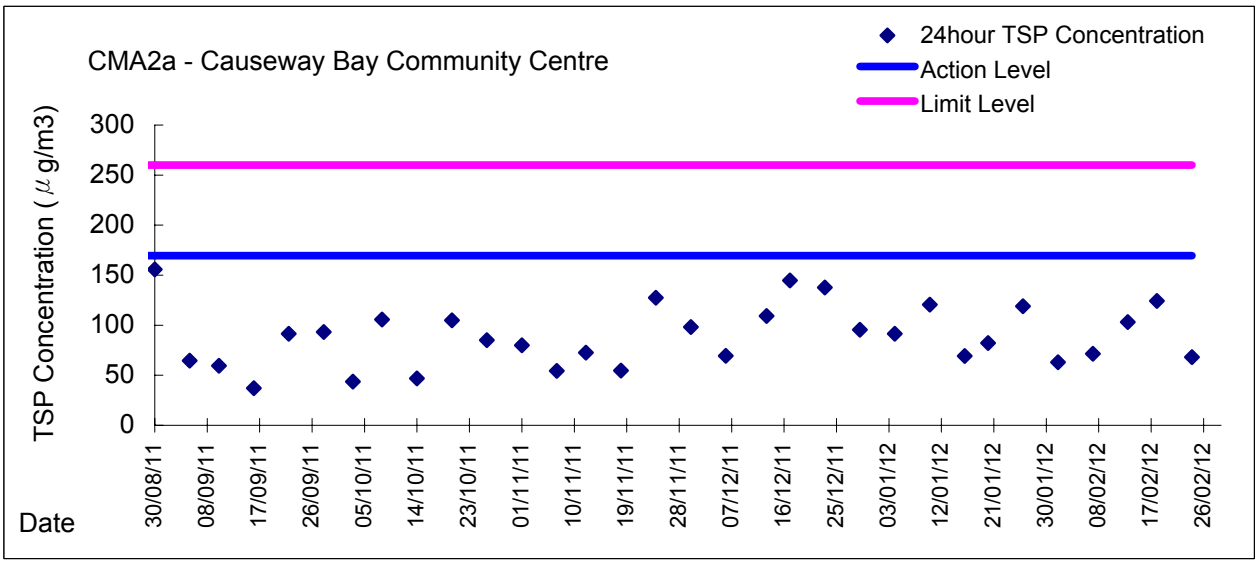

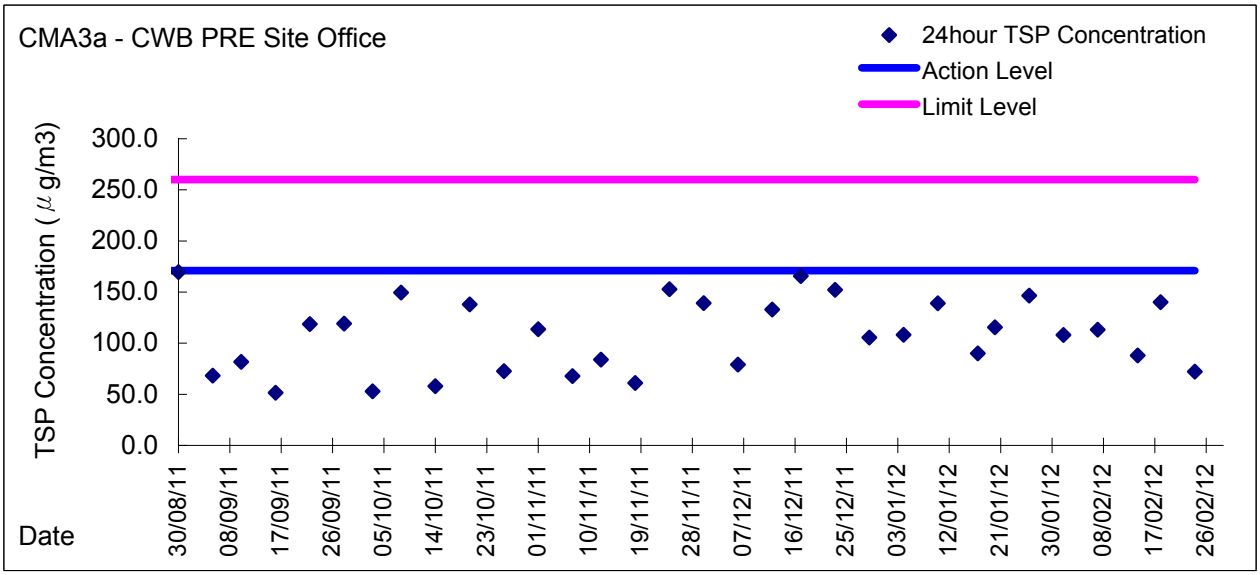

Graphic Presentation of 24 hour TSP Result

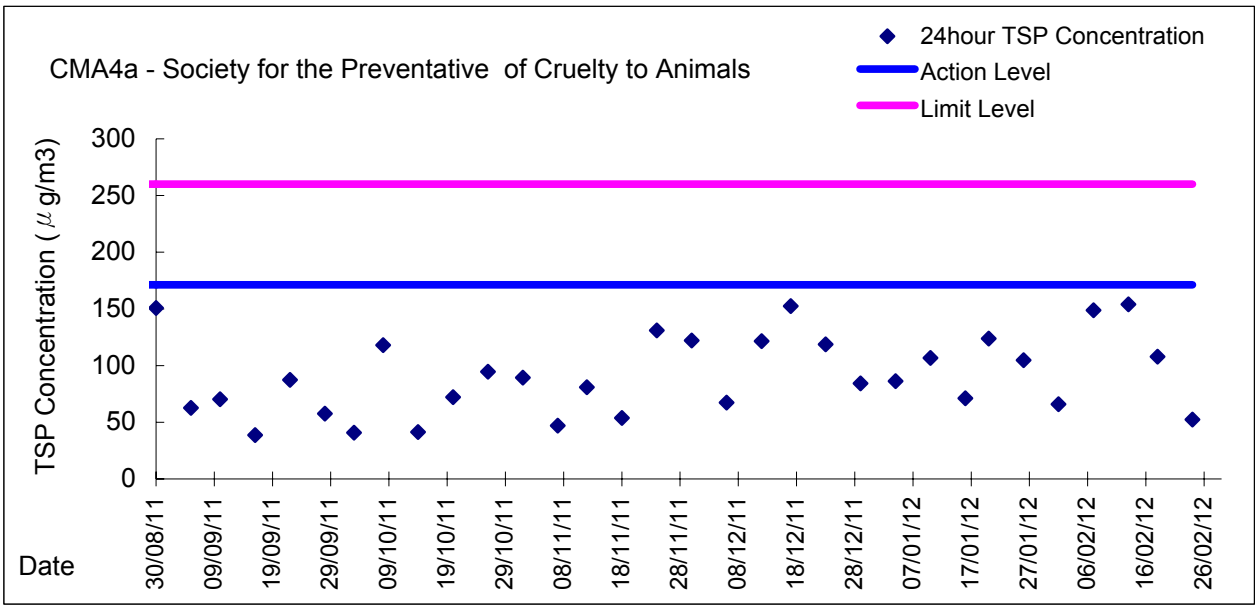

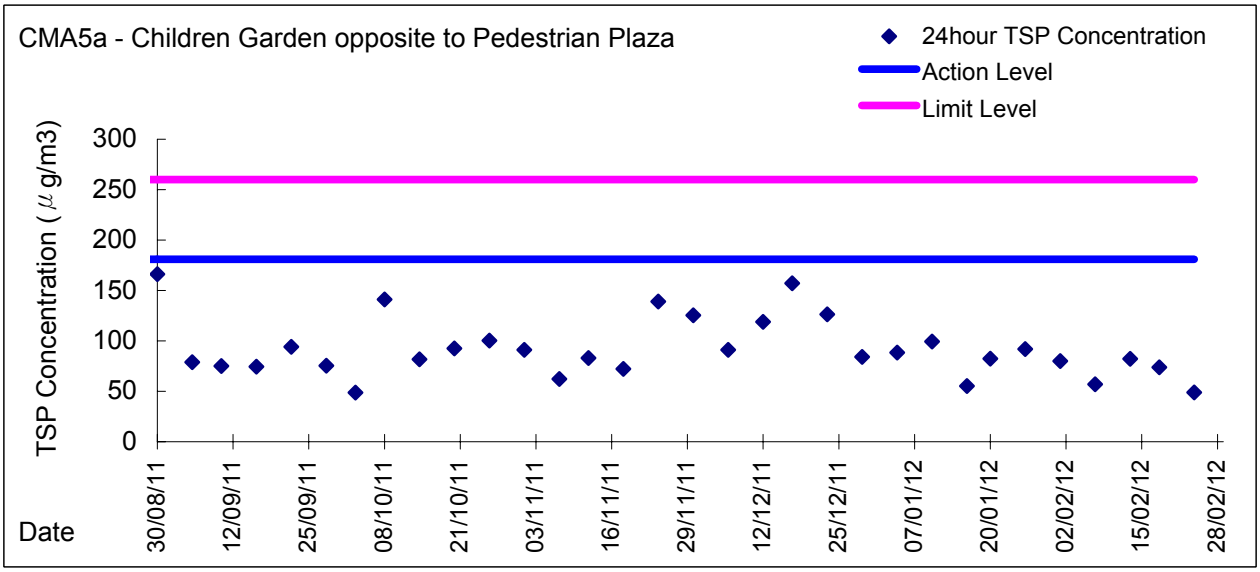

Graphic Presentation of 24 hour TSP Result

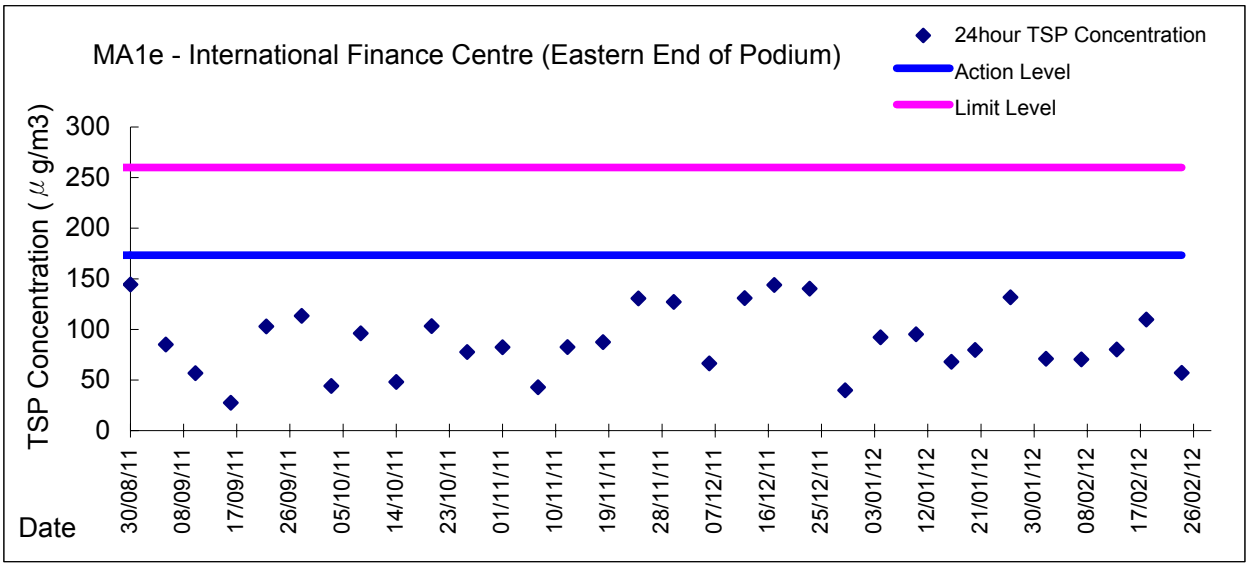

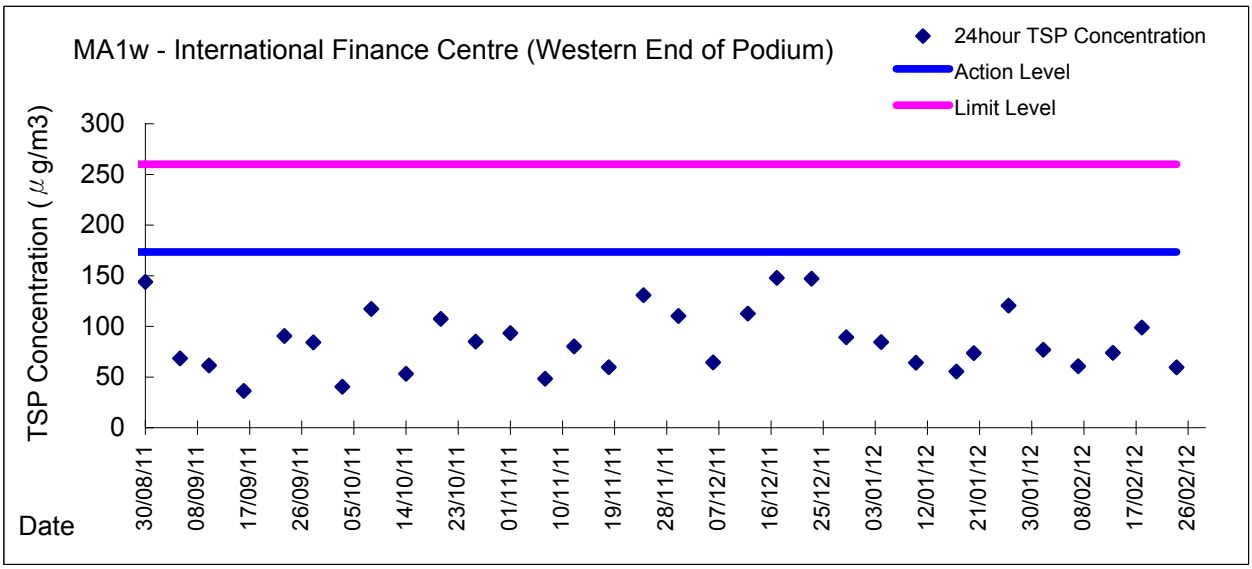

Graphic Presentation of 1 hour TSP Result

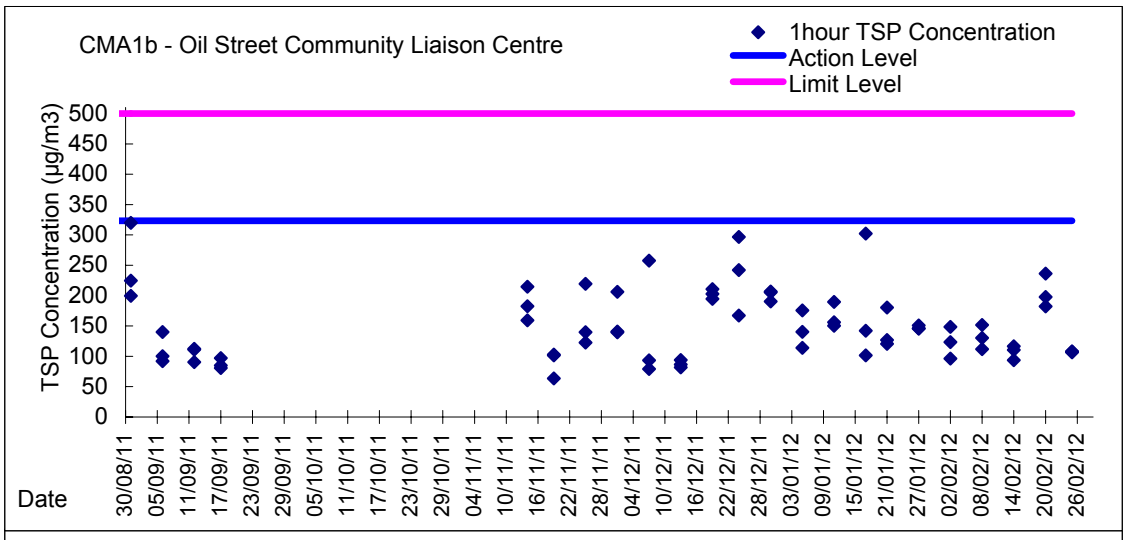

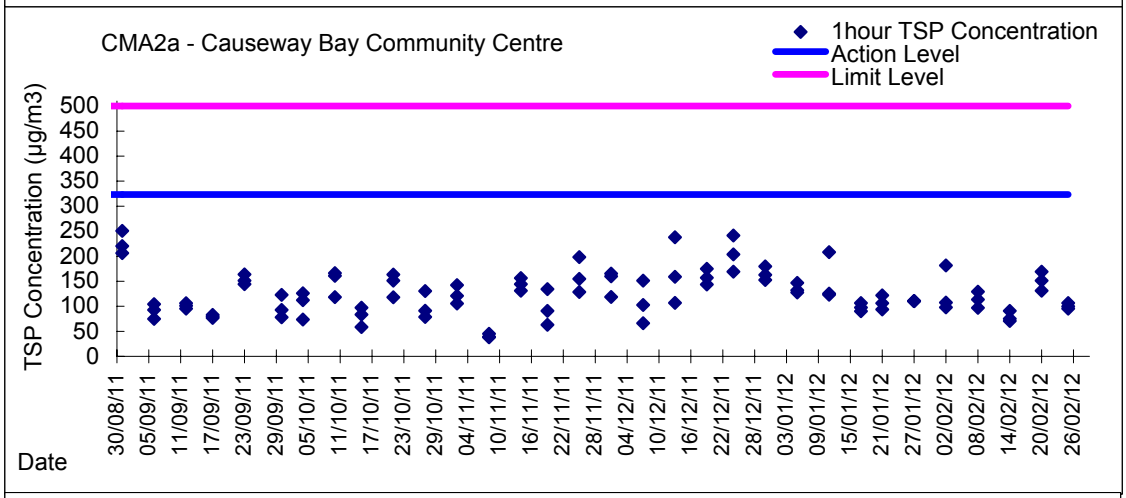

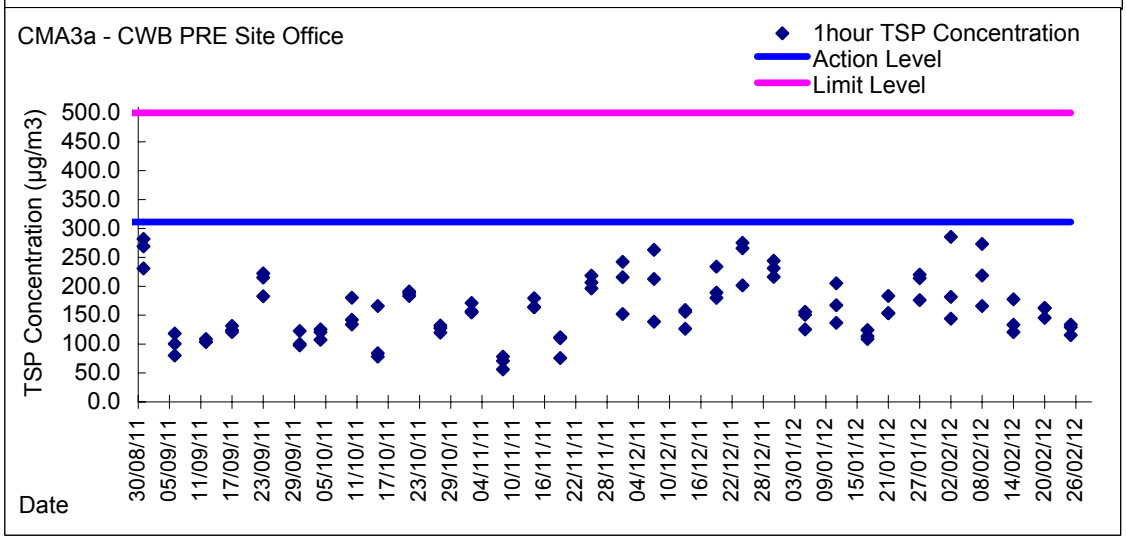

Graphic Presentation of 1 hour TSP Result

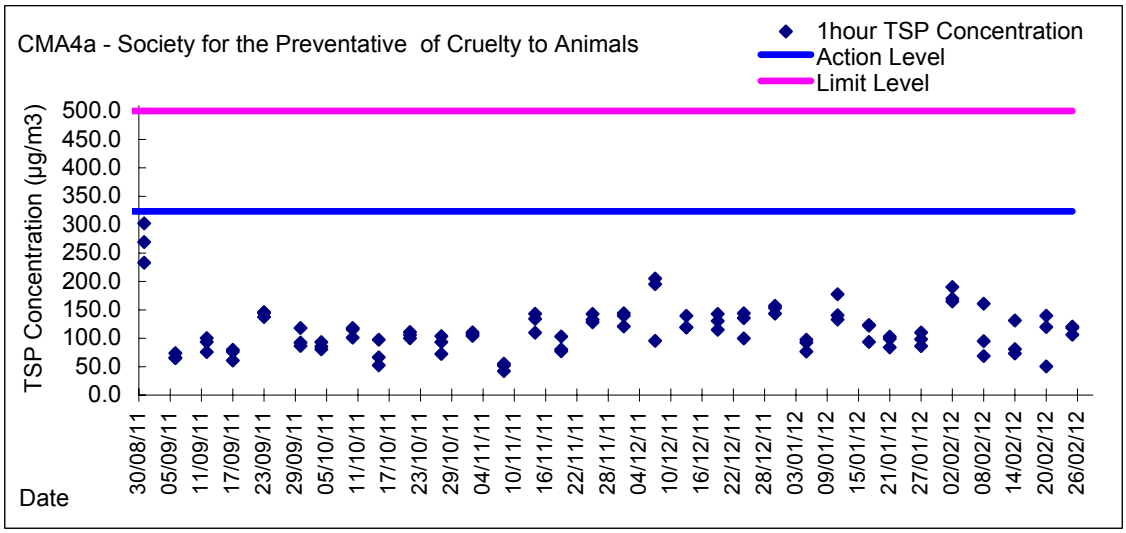

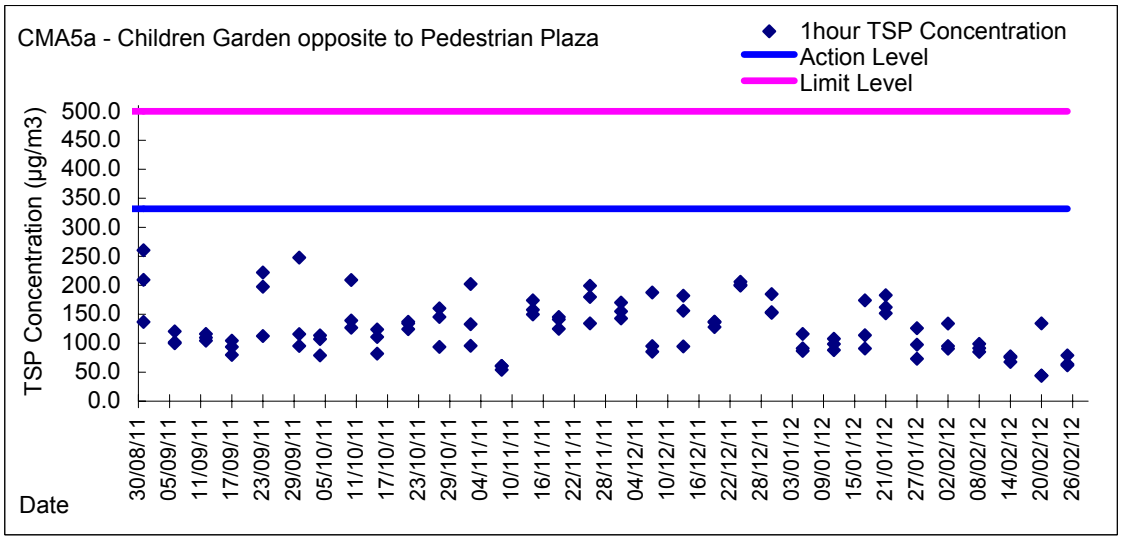

Graphic Presentation of 1 hour TSP Result

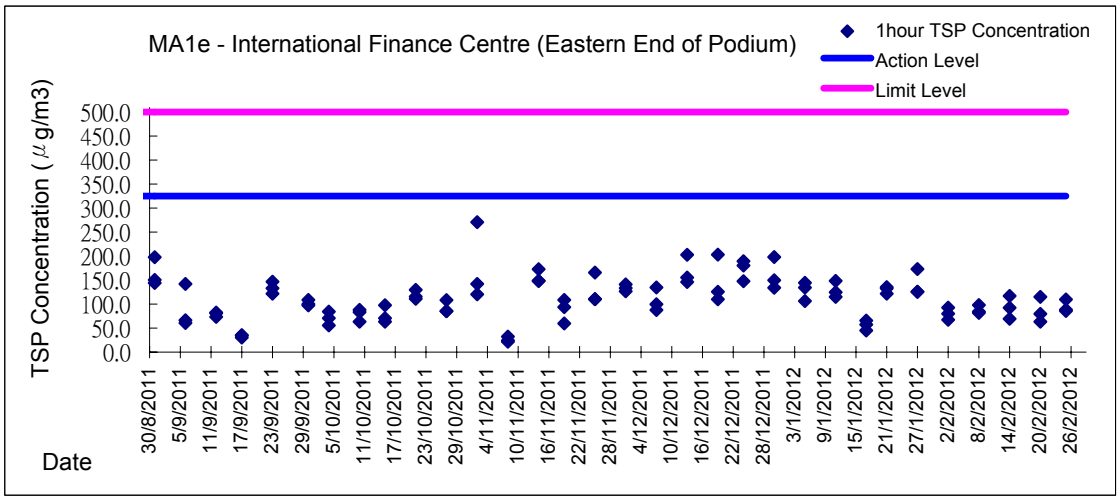

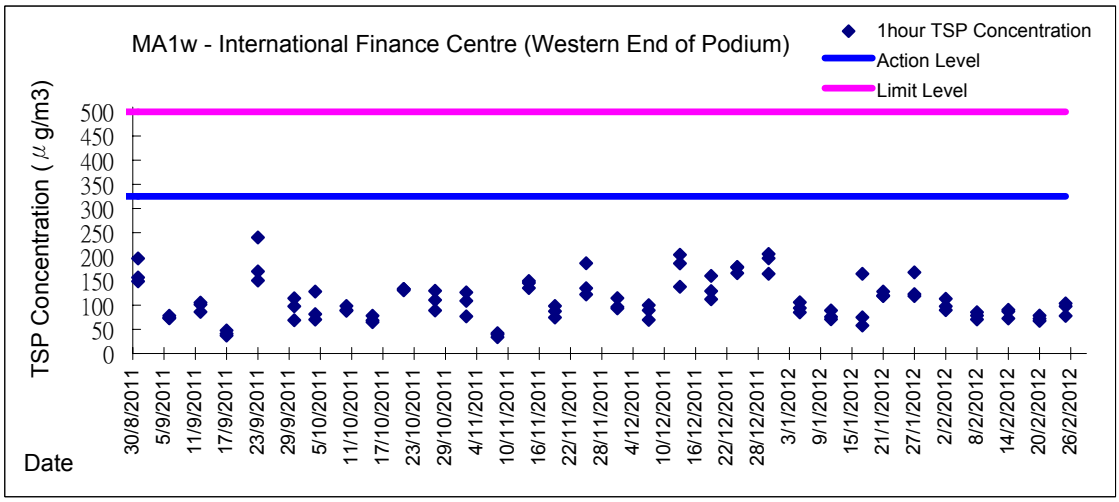

Appendix 5.1

Event Action Plans

Event/Action Plan for Construction Noise

EVENT	ACTION			
	ET	IEC	ER	CONTRACTOR
Action Level being exceeded	1. Notify ER, IEC and Contractor; 2. Carry out investigation; 3. Report the results of investigation to the IEC, ER and Contractor; 4. Discuss with the IEC and Contractor on remedial measures required; 5. Increase monitoring frequency to check mitigation effectiveness. (The above actions should be taken within 2 working days after the exceedance is identified)	1. Review the investigation results submitted by the ET; 2. Review the proposed remedial measures by the Contractor and advise the ER accordingly; 3. Advise the ER on the effectiveness of the proposed remedial measures. (The above actions should be taken within 2 working days after the exceedance is identified)	1. Confirm receipt of notification of failure in writing; 2. Notify Contractor; 3. In consolidation with the IEC, agree with the Contractor on the remedial measures to be implemented; 4. Supervise the implementation of remedial measures. (The above actions should be taken within 2 working days after the exceedance is identified)	1. Submit noise mitigation proposals to IEC and ER; 2. Implement noise mitigation proposals. (The above actions should be taken within 2 working days after the exceedance is identified)

EVENT	ACTION			
	ET	IEC	ER	CONTRACTOR
Limit Level being exceeded	1. Inform IEC, ER, Contractor and EPD; 2. Repeat measurements to confirm findings; 3. Increase monitoring frequency; 4. Identify source and investigate the cause of exceedance; 5. Carry out analysis of Contractor's working procedures; 6. Discuss with the IEC, Contractor and ER on remedial measures required; 7. Assess effectiveness of Contractor's remedial actions and keep IEC, EPD and ER informed of the results; 8. If exceedance stops, cease additional monitoring. (The above actions should be taken within 2 working days after the exceedance is identified)	1. Discuss amongst ER, ET, and Contractor on the potential remedial actions; 2. Review Contractor's remedial actions whenever necessary to assure their effectiveness and advise the ER accordingly. (The above actions should be taken within 2 working days after the exceedance is identified)	1. Confirm receipt of notification of failure in writing; 2. Notify Contractor; 3. In consolidation with the IEC, agree with the Contractor on the remedial measures to be implemented; 4. Supervise the implementation of remedial measures; 5. If exceedance continues, consider stopping the Contractor to continue working on that portion of work which causes the exceedance until the exceedance is abated. (The above actions should be taken within 2 working days after the exceedance is identified)	1. Take immediate action to avoid further exceedance; 2. Submit proposals for remedial actions to IEC and ER within 3 working days of notification; 3. Implement the agreed proposals; 4. Submit further proposal if problem still not under control; 5. Stop the relevant portion of works as instructed by the ER until the exceedance is abated. (The above actions should be taken within 2 working days after the exceedance is identified)

Event / Action Plan for Construction Air Quality

EVENT	ACTION			
	ET	IEC	ER	CONTRACTOR
ACTION LEVEL				
1. Exceedance for one sample	1. Identify source, investigate the causes of exceedance and propose remedial measures; 2. Inform IEC and ER; 3. Repeat measurement to confirm finding; 4. Increase monitoring frequency to daily. (The above actions should be taken within 2 working days after the exceedance is identified)	1. Check monitoring data submitted by ET; 2. Check Contractor's working method. (The above actions should be taken within 2 working days after the exceedance is identified)	1. Notify Contractor. (The above actions should be taken within 2 working days after the exceedance is identified)	1. Rectify any unacceptable practice; 2. Amend working methods if appropriate. (The above actions should be taken within 2 working days after the exceedance is identified)
2. Exceedance for two or more consecutive samples	1. Identify source; 2. Inform IEC and ER; 3. Advise the ER on the effectiveness of the proposed remedial measures; 4. Repeat measurements to confirm findings; 5. Increase monitoring frequency to daily; 6. Discuss with IEC and Contractor on remedial actions required; 7. If exceedance continues, arrange meeting with IEC and ER; 8. If exceedance stops, cease additional monitoring. (The above actions should be taken within 2 working days after the exceedance is identified)	1. Check monitoring data submitted by ET; 2. Check Contractor's working method; 3. Discuss with ET and Contractor on possible remedial measures; 4. Advise the ET on the effectiveness of the proposed remedial measures; 5. Supervise Implementation of remedial measures. (The above actions should be taken within 2 working days after the exceedance is identified)	1. Confirm receipt of notification of failure in writing; 2. Notify Contractor; 3. Ensure remedial measures properly implemented. (The above actions should be taken within 2 working days after the exceedance is identified)	1. Submit proposals for remedial to ER within 3 working days of notification; 2. Implement the agreed proposals; 3. Amend proposal if appropriate. (The above actions should be taken within 2 working days after the exceedance is identified)
LIMIT LEVEL				
1. Exceedance for one sample	1. Identify source, investigate the causes of exceedance and propose remedial measures; 2. Inform ER, Contractor and EPD; 3. Repeat measurement to confirm finding; 4. Increase monitoring frequency to daily; 5. Assess effectiveness of Contractor's remedial actions and keep IEC, EPD and ER informed of the results. (The above actions should be taken within 2 working days after the exceedance is identified)	1. Check monitoring data submitted by ET; 2. Check Contractor's working method; 3. Discuss with ET and Contractor on possible remedial measures; 4. Advise the ER on the effectiveness of the proposed remedial measures; 5. Supervise implementation of remedial measures. (The above actions should be taken within 2 working days after the exceedance is identified)	1. Confirm receipt of notification of failure in writing; 2. Notify Contractor; 3. Ensure remedial measures properly implemented. (The above actions should be taken within 2 working days after the exceedance is identified)	1. Take immediate action to avoid further exceedance; 2. Submit proposals for remedial actions to IEC within 3 working days of notification; 3. Implement the agreed proposals; 4. Amend proposal if appropriate. (The above actions should be taken within 2 working days after the exceedance is identified)
2. Exceedance for two or more consecutive samples	1. Notify IEC, ER, Contractor and EPD; 2. Identify source; 3. Repeat measurement to confirm findings; 4. Increase monitoring frequency to daily; 5. Carry out analysis of Contractor's working procedures to determine possible mitigation to be implemented; 6. Arrange meeting with IEC and ER to discuss the remedial actions to be taken; 7. Assess effectiveness of Contractor's remedial actions and keep IEC, EPD and ER informed of the results; 8. If exceedance stops, cease additional monitoring. (The above actions should be taken within 2 working days after the exceedance is identified)	1. Discuss amongst ER, ET, and Contractor on the potential remedial actions; 2. Review Contractor's remedial actions whenever necessary to assure their effectiveness and advise the ER accordingly; 3. Supervise the implementation of remedial measures.	1. Confirm receipt of notification of failure in writing; 2. Notify Contractor; 3. In consolidation with the IEC, agree with the Contractor on the remedial measures to be implemented; 4. Ensure remedial measures properly implemented; 5. If exceedance continues, consider what portion of the work is responsible and instruct the Contractor to stop that portion of work until the exceedance is abated. (The above actions should be taken within 2 working days after the exceedance is identified)	1. Take immediate action to avoid further exceedance; 2. Submit proposals for remedial actions to IEC within 3 working days of notification; 3. Implement the agreed proposals; 4. Resubmit proposals if problem still not under control; 5. Stop the relevant portion of works as determined by the ER until the exceedance is abated. (The above actions should be taken within 2 working days after the exceedance is identified)

Appendix 6.1

Complaint Log

Environmental Complaints Log

Complaint Log No.	Date of Complaint	Received From and Received By	Location of Complainant	Nature of Complaint	Outcome	Status
110723a	23/07/2011	Ms. Law at Victoria Centre by ICC no. 1-303887687	North Point	She concerned that Highways Department published a notice in their Management Office about construction works will be conducted from 0700 hours to 2300 hours during July to December 2011 including Saturday, Sunday and public holiday.	1) It was referred by AECOM to ET on 28 July 2011 2) RSS confirmed that the notice was prepared by Victoria Centre 'a Management office to their resident and the advice was only given on the extension construction works (for Contract HY/2009/15) to 7am-9pm Monday to Saturday except Public Holidays and Sundays. 3) As a mitigation measure to minimize the noise nuisance in the vicinity of the residents, rock breaking activities will be started at 8am and is expected to be completed by mid-August 2011. 4) No noise exceedance was recorded at construction noise monitoring station at Victoria Centre on 19 and 25 July 2011 during daytime and evening time period while breaking and excavation works were observed during monitoring. 5) In conclusion, it was related to the construction works under Contract HY/2009/15 and mitigation measure was provided. The complainant was satisfied with the arrangement and no further complaint was received after proposed measures.	Closed
110723b	23/07/2011	Ms. Yau at Block 2, Victoria Centre by ICC no. 1-304013959	North Point	Reclamation work was conducted at Causeway Bay Typhoon Shelter at 7am on 23 July 2011. She complained that the works shall be started later to minimize the noise nuisance to the vicinity of the residents in early morning	1) It was referred by AECOM to ET on 8 August 2011 2) RSS confirmed to start the rock breaking activities for Contract HY/2009/15 at 8am as a mitigation measure to minimize the noise nuisance in the vicinity of the residents. 3) With reference to the construction noise monitoring at Victoria Centre, no exceedance was recorded on 19 and 25 July 2011 during daytime while breaking and excavation works were undertaken during monitoring 4) In conclusion, it was related to the construction works under Contract HY/2009/15 and mitigation measure was provided. The complainant was satisfied with the arrangement and no further complaint was received after proposed measures.	Closed
110727a	27/07/2011	Mr. Law from Victoria Centre Management Office by ICC no. 1-304616162	North Point	It was complained by Mr. Law from Victoria Centre Management Office on 27 July 2011 regarding construction noise generated by the construction operations of	1) It was referred by AECOM to ET on 28 July 2011 2) RSS confirmed to start the rock breaking activities for Contract HY/2009/15 at 8am as a mitigation measure to minimize the noise nuisance in the vicinity of the residents. 3) No noise exceedance was recorded at construction noise monitoring station at Victoria Centre on 25 July and	Closed

Complaint Log No.	Date of Complaint	Received From and Received By	Location of Complainant	Nature of Complaint	Outcome	Status
				Central-Wanchai Bypass at noon rather than in morning at 7am.	4 August 2011 during daytime and evening time period while breaking and excavation works were observed during monitoring. 5) In conclusion, it was related to the construction works under Contract HY/2009/15 and mitigation measure was provided. No further complaint from complainant was received after proposed the mitigation measure.	
110727b	27/07/2011	Ms. Chiu by ICC no.1-304615409	North Point	Noise nuisance from the excavation works for the Highways Department adjacent to the Victoria Centre was conducted from 7am	1) It was referred by AECOM to ET on 28 July 2011 2) With reference to the construction noise monitoring at Vitoria Centre, no exceedance was recorded on 25 July and 4 and 10 August 2011 during daytime while breaking and excavation works were undertaken during monitoring. 3) As a mitigation measure to minimize the noise nuisance in the vicinity of the residents, rock breaking activities will be started at 8am.	Closed
	07/08/2011				4) However, complainant did not satisfy with the response on the noise nuisance from the rock-breaking during morning in front of Victoria Centre and then further complaint via 1823 on 7 August 2011. 5) Highways contacted the complainant on 15 August 2011 that the noisy rock breaking operation had been completed. *Remarks: There will be counted as two complaints in this complaint log.*	
110730	30/07/2011	Mr. Tsui by ICC no. 1-305074350	Central	Construction noise generated by operations of Central-Interchange which is near the spa room at Four-Season Hotel. Also, the complaint enquired the commencement time of the construction on Saturday.	1) It was referred by AECOM to ET on 1 August 2011. 2) RSS confirmed that noisy plants from 2 vibratory hammers have been conducted in alternating manner for piling and drilling works for diaphragm wall construction. 3) With reference to the construction noise monitoring at IFC Western End of Podium, no exceedance was recorded on 4 August 2011 during monitoring while sheet piling works were undertaken during monitoring. 4) In order to reduce the noise impact to nearby noise sensitive receivers, Contractor has been implemented the following noise mitigation measures: - Erection of acoustic lining at the hoarding next to Four Seasons Hotel; - Temporary noise barrier with extended acoustic lining; - Reduced in plant such that only have one vibration hammer operating at the west side near Four	Closed

Complaint Log No.	Date of Complaint	Received From and Received By	Location of Complainant	Nature of Complaint	Outcome	Status
					Seasons Hotel instead of 2 5) In conclusion, it was related to the construction works under Contract HY/2009/18 and mitigation measure was provided. The complainant was satisfied with the arrangement and no further complaint was received after proposed measures.	
110810	10/08/2011	Mr. Yip by ICC no. 1 – 306740207	North Point	Muddy water was discharged from work site to the seafront near Oil Street during heavy rain. The environmental protection measures were not good enough and are needed to rectify.	1) It was referred by AECOM to ET on 17 August 2011. 2) Confirmed with RE, Muddy water was caused by a heap of earth being washed to the sea by heavy rain. The heap of earth was referred as a small stockpile placed close to the seafront in front of Oil Street within the site area under handover transition period from contract HY/2009/11 to contract HY/2009/19. The necessary mitigation measures to protect the small stockpile against rainfall were missing at the time of complaint. 3) Due to the missing of mitigation measures to protect the small stockpile during handover transition period, loose material was washed into the harbour when heavy rain came. Muddy water was formed and dispersed in the sea that caused the water quality and visual concern to the public. The complaint was considered as valid. 4) Contractors were advised to relocate the loose materials away from the coastline as far as practicable. Any loose material placed which needed to be placed near the coastline shall be properly compacted or covered as appropriate. To avoid any further environmental deficiency, Contractors shall ensure all necessary environmental mitigation measures will not be missing during site area handover.	Closed
110817	17/08/2011	ICC no. 1-307657681	North Point	Visual impact generated by light from a large amount of spot-lights on the barge during mid-night nearby City Garden.	1) It was referred by AECOM to ET on 23 August 2011 2) RSS confirmed that some non-essential lights were turned on during night-time period which caused the nuisance to the nearby residents. In addition, absence of lighting shields at flood lights results in visual glare to the complaint at night-time. 3) Follow-up action had been taken by contractor that switches off all non-essential lights to minimized nuisance to the nearby residents. The complainant satisfied to the practice and no further complaint was received after that.	Closed
110826	26/08/2011	Grand Hyatt and a complainant by ICC	Wan Chai	Construction noise and vibration nuisance generated from the works at Convention Avenue and inside the HKCEC1	1) Confirmed with the Resident Site Staff that the construction works were referred to the Contractor HK/2009/01. 2) The Excavator mounted breaker at Convention Avenue	Closed

Complaint Log No.	Date of Complaint	Received From and Received By	Location of Complainant	Nature of Complaint	Outcome	Status
				reclamation area.	and Drilling rig at HKCEC1 reclamation area were the dominant construction noise source during this period. 3) The drilling rig at HKCEC1 reclamation area and excavator mounted breaker at Convention Avenue were then temporary suspended after received the complaint. 4) Investigation revealed that the erected noise barrier (4m cantilevered movable noise barrier for the drilling rig and 1m movable noise barrier for the excavator mounted breaker) were not located close to the plants to provide adequate noise screening. 5) Contractor was advised to avoid concurrent operation of construction plants at site. Further enhancement of movable noise barriers at HKCEC1 and providing noise enclosure for the excavator mounted breaker at Convention Avenue are needed. 6) Further site investigation and checking on 31 August and 7 September 2011 revealed that the implemented noise mitigation measures were in proper and minimize the noise impact.	
110826A	26/08/2011	A complaint letter from Mr. Au of Cayley Property of City Garden	North Point	Harbor front adjacent to their water intake suction which caused 3 times of system breakdown of the sea water pump on 9, 22 and 25 August 2011.	1) It was referred by AECOM to ET on 29 August 2011 2) Confirmed with the Resident Site Staff that the construction works were referred to the Contractors HY/2009/11 and HY/2009/19. 3) The pump is located on the site area of HY/2009/19 4) A temporary garbage defender was installed on 23 July 2011 by HY/2009/11 and the shape of the defender was adjusted on 8 August 2011 in order to excluse the outfall. 5) An ad hoc inspection of the effectiveness of garbage defender was conducted with RSS (CWB project team), contractor of HY/200911 and HY/2009/19 and IECon 29 August 2011. Inspection report of it was submitted to RSS on 19 September 2011. 5) Daily cleaning near the water intake was conducted twice a day by contractor HY/2009/19. 6) In response to City Garden request, the contractors have set up the temporary garbage defender in function and collect the floating refuses, but cannot eliminate all refuses, in particular the refuse come from sea bed from entering the intake. 6) According to the complaint letter from Cayley Property, the outcomes of the preventive measures were not complying wih their expectation. 7) During on-site inspection, floating refuses observed	Closed

Complaint Log No.	Date of Complaint	Received From and Received By	Location of Complainant	Nature of Complaint	Outcome	Status
					occasionally outside the garbage defender. No conclusion could be made for the source of these floating refuses. On the other hand, some of the floating refuses were observed immigrating in the protective zone during investigation 8) All daily cleaning actions had been taken by contractor to minimize floating refuse inside the construction site. It was noted that the intake (land side) is open assess to public, so that many activities such as fishing, feeding fish were conducted there even though a notice has already hoisted. Also, tripping of rubbish by the passers-by could result in a lot of rubbish accumulated around the intake point. 9) Referring to the record provided by CPML, there were a lot of nylon/ plastic bags and nylon wire mesh that matched those rubbishes generated from the public activities. 10) Contractors have fulfilled the requirement of site cleanness and no exceedance was recorded during Water Quality Monitoring. It is consider the cause of this complaint is not related to project and environmental issue in this project as well. No more complaint received after ad-hoc inspection	
111014	14/10/2011	The complainant, Ms. Tam complained via hotline 1823	Wan Chai	The polluted fumes and exhaust from the excavation by sub-contractor of CEDD on pedestrian way outside no.25 Harbour Road (in front of the Harbour Centre)	1) RSS notified ET to carry out investigation on 17 October 2011. 2) ET confirmed with the Resident Site Staff that the location of the excavator was within site area of Contract no. HK/2009/02 undertaking the water cooling main reprovision works along the Harbour Road. The plants including the excavator have been checked before using at the site. However, the polluted fumes and exhausted from the excavator was caused due to insufficient maintenance of the plant after using at site. 3) After receiving the complaint, the excavator was then removal off-site for checking and maintenance works on 17 October 2011. 4) Contractor was reminded to enhance regular checking and maintenance to all plants at site. 5) RSS has replied to the complainant on the arrangement of the measures taken on 17 October 2011. Complainant was satisfied with the response and follow-up action taken by the Contractor.	Closed
111104	04/11/2011	Mr. Liu from	Wan Chai	Complain about a tree near the	1) ET confirmed with the Resident Site Staff that	Waiting RSS

Complaint Log No.	Date of Complaint	Received From and Received By	Location of Complainant	Nature of Complaint	Outcome	Status
		LCSD complained via Contractor Complaint Hotline		site of pipe installation works outside Wan Chai Swimming Pool at Harbour Road, the status is not healthy and roof ball of two trees inside the site near Renaissance Hong Kong Harbour View Hotel at Convention Avenue were half cut.	• A tree near the site of pipe installation works outside Wan Chai Swimming Pool at Harbour Road is the Tree no. TA1122 under Contract no. HK/2009/02. Leaves of a branch of this tree were shrivelled. • Two trees inside the site near Renaissance Hong Kong Harbour View Hotel at Convention Avenue are the tree nos. A160 and A161 under Contract no. HK/2009/01. Part of roof ball of these two trees was covered by the metal plate. 2) Independent Tree Specialists for these two inspected the trees. Contractor HK/2009/01 has taken the measure as recommend downgrading the soil level around the trunk base. Reinstating of the ground works will be conducted in mid-December 2011. For the tree no. TA1122 under Contract no. HK/2009/02, the brown leaves were removed and fenced the tree with orange net is provided to prevent damage of tree trunk by construction works. The distance between the tree and the edge of the trench is kept approximate 2m. Two Contractors were reminded to carry out regular watering to the trees within their site area.	respond
111106	06/11/2011	Police officer	Wan Chai	Construction noise generated from the site at about 6:30 a.m on 6 November 2011 and require to stop the machine operation	1) According to the information reported by Contractor, one BC cutter and hoist were operated for Diaphragm Wall construction of Shatin-Central Link to inspect bentonite pipes and ensure no damages and all the joints are tightened in good position. Then, the subcontractor for Diaphragm wall, SAMBO Korean foreman stopped the engine of the BC cutter immediately. The police officer recorded the details and HKID number of the foreman and then left. Due to the different language communication between the police officer and the Korean foreman, no CNP was checked by the police officer. 2) ET confirmed with the Resident Site Staff that same issue was also raised out by RSS at about 7:00a.m on the same day. Besides, it was confirmed that there is no valid Construction Noise Permit for the conducted construction works in the period between 2300 and 0700. 3) Due to insufficient communication between Contractor HK/2009/01 and their Korean Sub-contractor, Korean Sub-contractor had not notified to Contractor before carrying out the inspection of the BC cutter, hoists and	Keep in review

Complaint Log No.	Date of Complaint	Received From and Received By	Location of Complainant	Nature of Complaint	Outcome	Status
					bentonite pipes at about 6:00a.m to ensure no damages and all the pipe joints should be tightened and in good position. 4) Contractor was advised to enhance the communication between Contractor and sub-contractor and provide sufficient environmental training to all foreman and operators on restricted hour operation. Futhermore, Construction Noise Permit should be checked and in place for the construction works during restricted hour 5) This complaint was considered in relation to the conducted construction works during restricted hours without valid Construction Noise Permit. No more construction works were conducted during night time period. The construction works will be conducted in accordance with the time period stated in valid CNP. This complaint will be kept in view of any follow-up action from the relevant government activities.	
111212	12/12/2011	The complainant, Mr Tsui from IFCII's management office complained via hotline 1823	Central	A visual impact complaint from hotline 1823 was received by ET on 9 January 2011 (ICC Ref. No.: ICC#1-333037096 dated on 12 December 2011). The complaint, Mr Tsui was reported that visual nuisance caused by lighting in the construction site during night time.	1) RSS notified ET on 9 Jan 2012. 2) ET confirmed with the Resident Site Staff that A joint inspection was conducted by Mr Tsui and contractor on that night to see whether there is any improvement. 3) Due to safety reason, igniting enought lights should not be avoided in construction site. However, the light sources were not directed away from pointing to the sensitive receiver and results in visual glare to the complaint. 4) Confirmed with the Resident Site Staff the complainant was satisfied the new arrangement of the lights with contractor after the joint inspection. No further complaint received after that.	Closed
111220	20/12/2011	The complainant, Ms. Poon complained via hotline 1823 (ICC Ref. No.: ICC#1-334683841)	North Point	Construction air and noise nuisance generated that many trucks carrying construction materials driving along Watson Road and Oil Street and possibly entering/leaving the construction site near the IEC during 0800 to 1900 hours.	1) RSS notified ET on 22 Dec 2011. 2) ET confirmed with the Resident Site Staff that the complainant cannot identify whether the trucks were working under the CWB project or not. 3) The dominant construction air and noise nuisances were emitted by the trucks along Oil Street and Waston Road, however, this is the public road for all vechicles. Reviewing the air qualiuty montioring and noise monitoring results. No exceedance was recorded during this period. 4) Confirmed with the Resident Site Staff that they provided a contact no. for any future enquiries regarding	Closed

Complaint Log No.	Date of Complaint	Received From and Received By	Location of Complainant	Nature of Complaint	Outcome	Status
					CWB project to the complainant and she was satisfied on the arrangement and no further complaint was received after that.	
111230	30/12/2011	Residents of Harbour Heights	North Point	Construction air and noise nuisance generated by construction vehicles were found parked illegally at King Wah Poad and lining up at Oil Street without the engine turning off.	1) RSS notified ET on 6 January 2011. 2) ET confirmed with the Resident Site Staff that a number of construction activities are concurrently proceeding in the vicinity of Oil Street, King Wah Street and a private development project in King Wah Street 3) The dominant construction air and noise nuisances were emitted by the trucks along Oil Street and King Wah Road, however, this is the public road for all vechicles. Reviewing the results of air qualiuty montioring station (CMA1b) and noise monitoring (M4b). No exceedance was recorded during this period. Site inspections for HY/2009/19 were conducted on 4 January 2012. The condition of the site access at Oil Street and the public road nearby were found satisfactory. It is noted that HyD also allow and encourage their contractors to maximize the use of marine access, where available, to work sites, so as to minimize burdening nearby public roads. When land trips are unavoidable, they require contractors to tidy up their construction vehicles before leaving works sites. No contractor under CWB project parked their vehicles illegally at King Wah Street, and HyD still reminded them not to commit such offence. 4) According to HyD's staff replied the complaint letter on 10 January 2012, there is a private development project under construction at King Wah Road. To access these works sites, construction vehicles have to use public roads nearby. No further complaint received after HyD's reply.	Closed
120118	18/01/2012	N/A	North Point	A complaint regarding a tree located in front of Victoria Centre under IECL was covered by one meter mud without any protection. The complainant concerns the health of the tree in such condition.	1) RSS notified ET on 20 January 2012. 2) ET confirmed with the Resident Site Staff that The tree is inside the site area of HY/2009/19 and The Botanical name of the tree is Ficus superba var. japonica and the I.D. of the tree is UT48 3) According to the information provided by RSS on 20 Jan 2012, the tree shall be felled that has been approved	Closed

Complaint Log No.	Date of Complaint	Received From and Received By	Location of Complainant	Nature of Complaint	Outcome	Status
					by DLO on 29 August 2011. Moreover, the tree was felled by contractor on 19 January 2012. 4) No further complaint received after HyD's reply.	

Appendix 6.2

Summary for Notification of Exceedance

Ref. No.	Date	Time	Location	Construction Noise Level	Unit	Action Level	Limit Level	Follow-up action	
X_10N081	29-Nov-11	20:10	M1a - Harbour Road Sports Centre	75	Leq(5-min)	when one documented complaint was received.	70	**Possible reason:**	Noisy traffic noise from Tonnochy Road and noise from training activities at swimming pool were contributed in the noise monitoring.
								Action taken / to be taken:	Reviewed the trend of noise measurement results and analysis of contractor's working procedure. Review the basline noise level at this monitoring station.
								Remarks / Other Obs:	No construction work for Contract no. HK/2009/02 was conducted during the measurement; It is concluded that the exceedance was not due to the Project.
X_10N082	6-Dec-11	20:20	M1a - Harbour Road Sports Centre	73	Leq(5-min)	when one documented complaint was received.	70	**Possible reason:**	Noisy traffic noise from Tonnochy Road and noise from training activities at swimming pool were contributed in the noise monitoring.
								Action taken / to be taken:	Reviewed the trend of noise measurement results and analysis of contractor's working procedure. Review the basline noise level at this monitoring station.
								Remarks / Other Obs:	No construction work for Contract no. HK/2009/02 was conducted during the measurement; It is concluded that the exceedance was not due to the Project.
X_10N083	20-Dec-11	14:38	M7e - IFC-Eastern End of Prodium	76	Leq(30-min)	when one documented complaint was received.	75	**Possible reason:**	Traffic noise contributed in front of car park of IFC during monitoring
								Action taken / to be taken:	Immediate repeated measurements had conducted to confirm the exceedance. The noise levels of repeat-measurement at the same location as below: 20 December 2011 15:08 77 dB (A) Traffic jam under the noise monitoring station were observed during monitoring. Some unavoidable car honking sounds from cars were emitted during monitoring. It was considered the noise sources contributed to the monitoring result. According to the EIA report of CWB&IECL, all recommended noise mitigation measures were observed implemented by contractor during noise monitoring. Reviewing the noise level results at M7e, no exceedance was recorded if there is no abnormal noise source emitted near the noise monitoring station and all mitigation measures are implemented by contractor. To conclude, the exceedance was considered non-project related.
								Remarks / Other Obs:	The noise level exceedance was considered due to contribution of abnormal noise source near the monitoring station.

Ref. No.	Date	Time	Location	Construction Noise Level	Unit	Action Level	Limit Level	Follow-up action	
X_10N084	10-Jan-12	20:35	M1a - Harbour Road Sports Centre	71	Leq(5-min)	when one documented complaint was received.	70	**Possible reason:**	Noisy traffic noise from Tonnochy Road and noise from training activities at swimming pool were contributed in the noise monitoring.
								Action taken / to be taken:	Reviewed the trend of noise measurement results and analysis of contractor's working procedure. Review the basline noise level at this monitoring station.
								Remarks / Other Obs:	No construction work for Contract no. HK/2009/02 was conducted during the measurement; It is concluded that the exceedance was not due to the Project.

Appendix 8.1

Construction Programme of Individual Contracts

Activity Name	Original Duration	Planned Start	Planned Finish
HY/2009/15 - CWB TUNNEL (CBTS SECTION)			
SUBMISSIONS COMPLYING WITH EPs			
EM&A Manual ((rely on the Master EP's submission EP-364/2009/A Condition 2.5)			
Baseline Monitoring Report (rely on the Master EP's submission EP-364/2009 Condition 3.3)			
Monthly EM&A (rely on the masters EP's Submission, EP-364/2009/A Condition 3.4)			
A dedicated website (rely on the master EP's submission, EP-364/2009/A Condition 4.2)			
Management organization of main construction companies (FEP Condition 2.6)	1d	02-Oct-10	02-Oct-10
Work Schedule (FEP Condition 2.7)	1d	27-Oct-10	27-Oct-10
Location Plan (FEP Condition 2.8)	1d	27-Oct-10	27-Oct-10
Noise Management plan (FEP Condition 2.9)	1d	27-Oct-10	27-Oct-10
Landscape plan (FEP condition 2.10)	1d	31-Jan-11	31-Jan-11
EAST VENTILATION ADIT			
CCT @ Portion 1, 2, 4, 6, 22	1315d	27-Sep-10	03-May-14
EV Adit @ Portion 4-Advance Works	526d	27-Sep-10	06-Mar-12
EV Adit Portion 1, 2, 6, 22	26d	22-Dec-11	16-Jan-12
EV Adit-based on Conforming Design	323d	15-Feb-12	02-Jan-13
TCBR1E (TS1 Area)			
Diaphragm Wall Construction (incl. SI, & tests aftyer completion)	107d	26-Apr-11	10-Aug-11
Excavation & Lateral Support, ELS	99d	16-Jul-11	22-Oct-11
Cut & Cover Tunnel Construction (incl. backfill)	78d	22-Oct-11	07-Jan-12
OHVD and Cable Trough (access from Portion 22)	76d	18-Dec-13	03-Mar-14
TCBR2 + TCBR3 (TS2 Area)			
Diaphragm Wall Construction	118d	06-Jul-12	31-Oct-12
Excavation & Lateral Support, ELS	248d	06-Jul-12	10-Mar-13
Cut & Cover Tunnel Construction	164d	11-Mar-13	21-Aug-13
OHVD Cable Trough (Access from Portion 22)	150d	05-Aug-13	01-Jan-14
TCBR1W (TS4 Area)			
Diaphragm Wall Construction	148d	28-Jun-11	22-Nov-11
Excavation & Lateral Support, ELS	319d	28-Jun-11	11-May-12
Landing Steps - Demolition/Reconstruct as footpath	40d	28-Jun-11	23-Aug-11

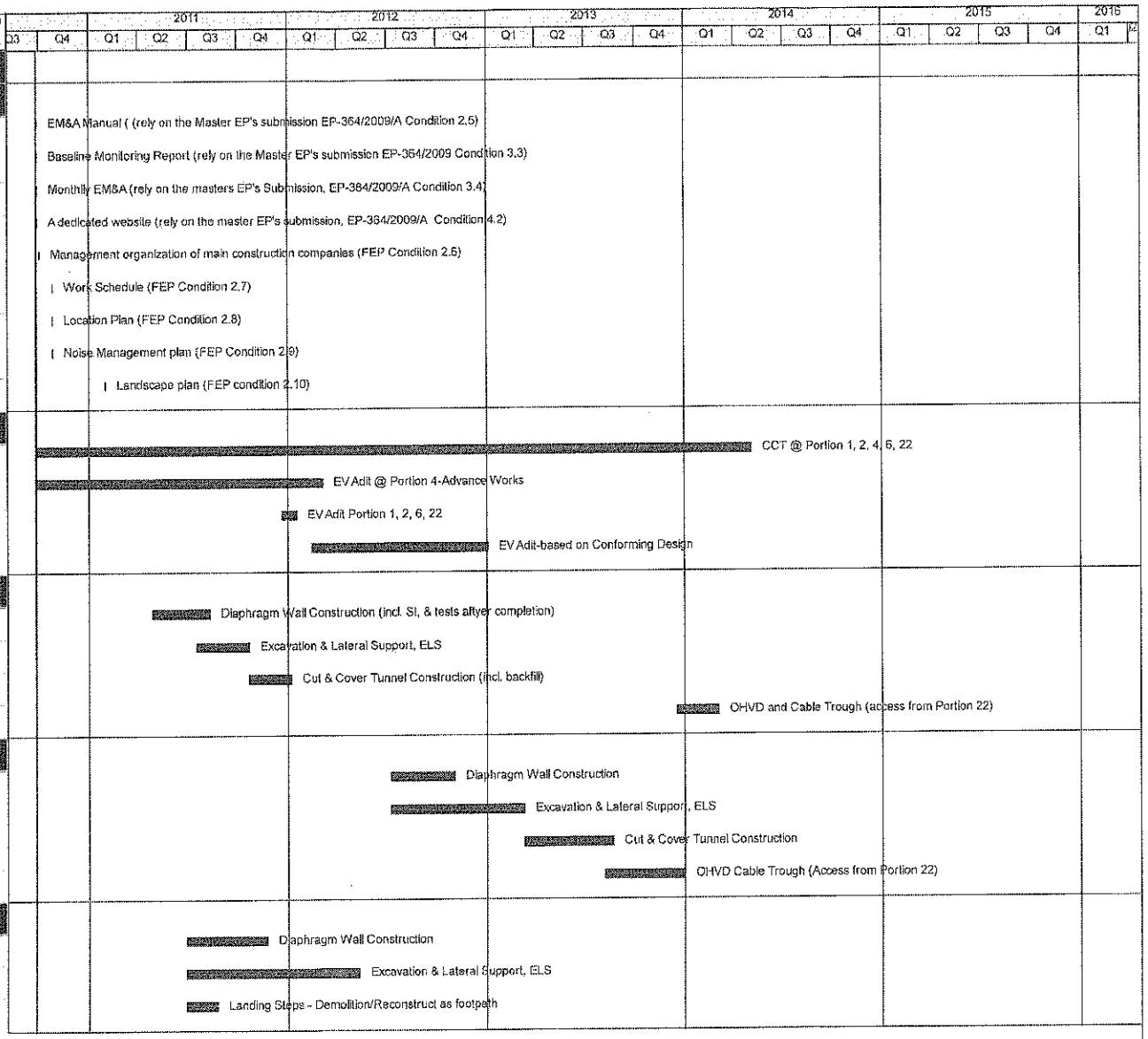

◆ Milestone
◆ Milestone
Remaining Work
Critical Remaining Work
Actual Work

1 of 2

China State Construction Engineering (Hong Kong) Ltd.

Contract No. HY/2009/15 - Central Wan Chai By Pass - Tunnel

(CBTS Section)

Prepared by William Caluza

Date	Revision	Checked	Approved
14-Mar-11	Revision C	ST	KL
	File: 0001a		
	(Layout:HY/2009/15: CWB - Summary)		

中國建築工程(香港)有限公司
CHINA STATE CONSTRUCTION ENGRG. (HONG KONG) LTD

Activity Name	Original Duration	Planned Start	Planned Finish
Rock Excavation	235d	25-Apr-12	15-Dec-12
ME4-Diaphragm Wall	114d	10-May-12	19-Oct-12
AS Logistics Area for Mined Tunneling Works	174d	01-Jun-12	07-Feb-13
ME4-ELS Works	212d	01-Jun-12	02-Apr-13
SCL Entrusted Works	291d	18-Jul-12	09-Sep-13
Cut & Cover Tunnel Construction (w/o TS4 +)	111d	17-Dec-12	06-Apr-13
ME4-RC Structure	146d	28-Jan-13	21-Aug-13
OHVD and Cable Trough (Acess from TZ5/TPCWAE/TPCWAW)	180d	17-Jun-13	13-Dec-13
MINED TUNNEL			
CHT Protection Works @ location A, B, C	342d	27-Sep-10	01-Feb-12
Tunnel works from West Portal (acces from TPCWAE& TZ5	418d	12-Mar-12	30-Oct-13
Tunnel Works from East Portal (Access from TS4 Area)	214d	30-Mar-12	01-Feb-13
Tunnel OHVD & Cable Trough	384d	02-Dec-13	22-May-15
TPCWAE			
Drainage Diversion works along Hung Hing Road (Portion 19)	176d	15-Oct-10	24-Jun-11
Diaphragm Wall Construction	147d	20-May-11	13-Oct-11
Excavation & Lateral Support, ELS	421d	20-May-11	13-Jul-12
Rock Excavation	206d	12-Mar-12	03-Oct-12
AS Logistics Area for Mined Tunneling works	342d	12-May-12	18-Apr-13
Cut & Cover Tunnel Construction	130d	28-Jan-13	06-Jun-13
OHVD and Cable Trough(Access from TZ5/TPCWAW)	182d	18-Feb-15	18-Aug-15
TPCWAW & PORTION 11			
Diaphragm Wall Construction + Portion 11	222d	25-Oct-13	03-Jun-14
Excavation & Lateral Support, ELS	478d	25-Oct-13	14-Feb-15
Cut & Cover Tunnel Construction	143d	30-Dec-14	21-May-15
OHVD and Cable Trough Installation (Access from Portion 11)	236d	22-May-15	11-Jan-16

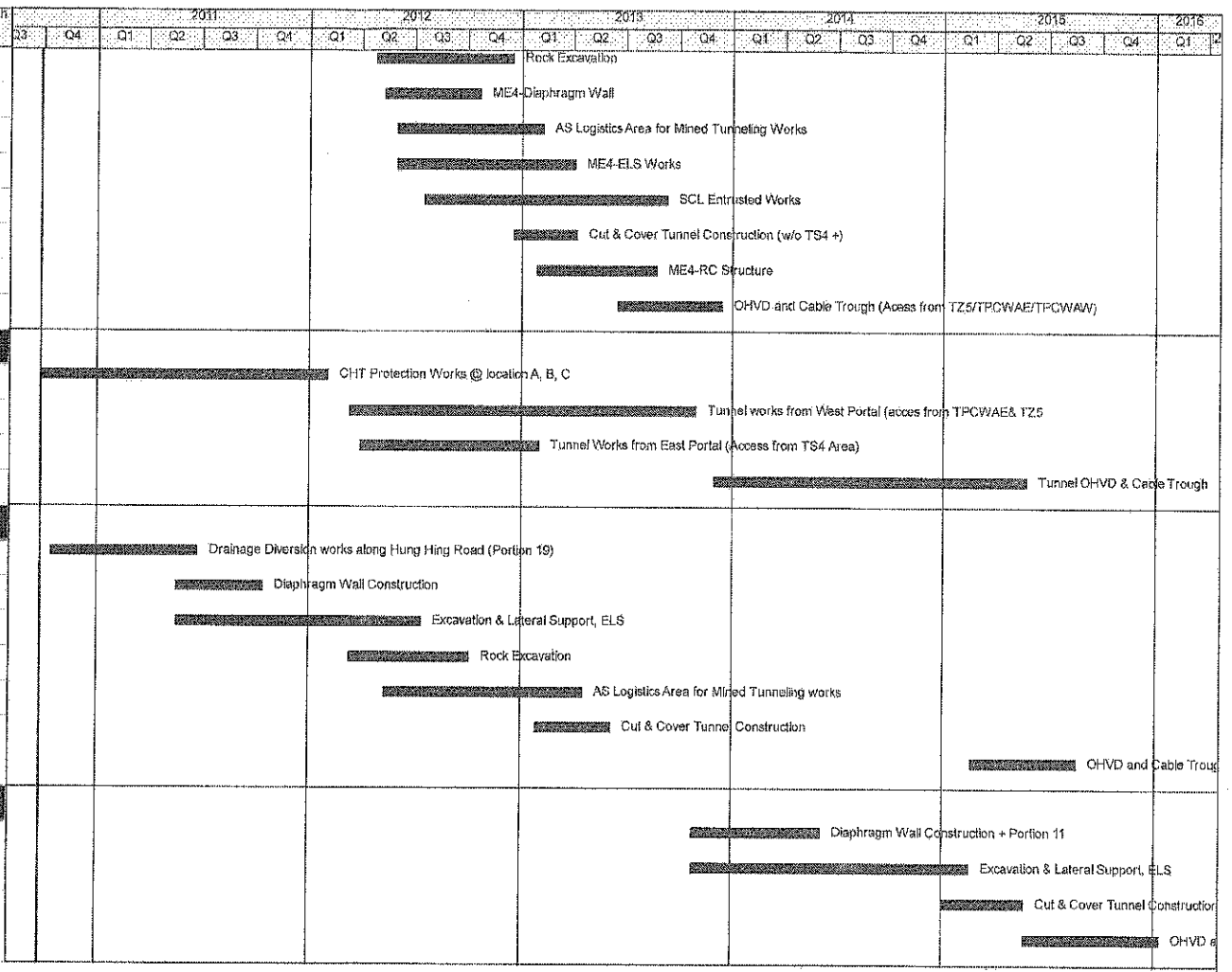

◆ Milestone
◆ Milestone
Remaining Work
Critical Remaining Work
Actual Work

2 of 2

China State Construction Engineering (Hong Kong) Ltd.

Contract No. HY/2009/15 - Central Wan Chai By Pass - Tunnel

(CBTS Section)

Prepared by William Caluza

Date	Revision	Checked	Approved
14-Mar-11	Revision C	ST	KL
	File: 0001a		
	(Layout:HY/2009/15: CWB - Summary)		

中國建築工程(香港)有限公司
CHINA STATE CONSTRUCTION (H.K.) HONG KONG LTD.

Activity ID	Activity Name	Original Duration	Start	Finish	Total Float
38030	Request comment from RMO & TD comment for modify their current T'	14d	30-03-11 A	15-04-11 A	
38040	Notice FEHD	1d	18-04-11 A	18-04-11 A	
38050	Water pipe diversion	2d	22-04-11 A	23-04-11 A	
38060	Modify of temporary hoarding at TTA area	2d	28-04-11 A	29-04-11 A	
38070	Stabilization works at the existing abutment by others	59d	01-04-11 A	30-11-11	0d
Remaining / Re-install Pipe Piles and Sheet Piles					
Remaining Pile Piling Works at Zone A to Zone F					
39000	Submission of method statement & ICE certificate for 100mm grout pipe at Zone E and Zone F	1d	01-03-11 A	01-03-11 A	
39010	Request consent by the engineer for 100mm grout pipe at Zone E and Zone F	7d	28-03-11 A	29-03-11 A	
39020	Drilling of 100mm for grouting works at Zone F (12 nos)	30d	29-03-11 A	26-04-11 A	
39030	Drilling of 100mm for grouting works at Zone E (8 nos)	20d	26-04-11 A	09-05-11 A	
39040	Grouting of 100mm at Zone F (12 nos)	5d	03-05-11 A	08-05-11 A	
39050	Grouting of 100mm at Zone E (8 nos)	3d	09-05-11 A	11-05-11 A	
39060	Request engineer's provide detail information for strengthening works at abutment A	14d	12-05-11 A	16-06-11 A	
39070	Review design and method statement for pipe piling works	14d	24-05-11 A	27-06-11 A	
39080	Submission of method statement and ICE certificate for pipe piling works at Zone A to Zone F	1d	28-06-11 A	29-06-11 A	
39090	Request consent by the engineer for pipe pile works at Zone A to Zone I	7d	28-07-11 A	04-08-11 A	
39100	Drilling of 219mm for pipe pile wall at Zone F (25 nos)	13d	17-09-11	03-10-11	60d
39110	Drilling of 219mm for pipe pile wall at Zone E (17 nos)	9d	16-09-11	26-09-11	75d
39120	Grouting of 219mm at Zone F (25 nos)	11d	26-09-11	10-10-11	74d
39130	Grouting of 219mm at Zone E (17 nos)	9d	21-09-11	30-09-11	80d
39140	Drilling of 100mm for grouting works at Zone C (15 nos)	4d	09-09-11	14-09-11	60d
39145	*Re-drilling of 100mm for grouting works at Zone C (9 nos)	2d	15-09-11	16-09-11	60d
39150	Drilling of 100mm for grouting works at Zone D (18 nos)	5d	09-09-11	15-09-11	75d
39160	Drilling of 100mm for grouting works at Zone E (19 nos)	5d	27-09-11	03-10-11	75d
39170	Drilling of 100mm for grouting works at Zone F (13 nos)	3d	04-10-11	07-10-11	60d
39175	*Re-grouting of 100mm at Zone A & B (52 nos)	8d	15-09-11	23-09-11	86d
39180	Grouting of 100mm at Zone C (15 nos)	3d	15-09-11	17-09-11	85d
39185	*Re-grouting of 100mm at Zone C (9 nos)	2d	19-09-11	20-09-11	85d
39190	Grouting of 100mm at Zone D (18 nos)	4d	16-09-11	20-09-11	85d
39200	Grouting of 100mm at Zone E (19 nos)	4d	04-10-11	08-10-11	75d
39210	Grouting of 100mm at Zone F (13 nos)	4d	08-10-11	12-10-11	72d
39220	Completion of works for pile pipe wall at Zone A to Zone F	0d		12-10-11	72d
Pile Piling Works at Stage 1 Zone D near LCSD Garden					
40000	Prepare and review ELS design and method statement at stage 1 (L-sharp)	30d	13-04-11 A	20-05-11 A	
40010	Submission of method statement and ICE certificate for pipe piling works at stage 1 Zone D near LCSD Garden	14d	26-05-11 A	28-06-11 A	
40020	Request consent by the engineer for pipe pile works at stage 1 Zone D near LCSD Garden	7d	29-06-11 A	25-07-11 A	
40030	Drilling of 100mm for grouting works at stage 1 Zone D near LCSD Garden (35 nos)	7d	26-07-11 A	02-08-11 A	
40040	Grouting of 100mm at stage 1 Zone D near LCSD Garden (35 nos)	7d	03-08-11 A	19-08-11 A	
40050	Drilling of 273mm for pipe pile wall at stage 1 Zone D near LCSD Garden (35 nos)	18d	10-08-11 A	31-08-11	60d
40060	Grouting of 273mm at stage 1 Zone D near LCSD Garden (35 nos)	14d	25-08-11	09-09-11	90d
40070	Drilling of 100mm for grouting works at stage 1 Zone D near LCSD Garden (35 nos)	7d	01-09-11	08-09-11	60d
40080	Grouting of 100mm at stage 1 Zone D near LCSD Garden (35 nos)	7d	10-09-11	19-09-11	90d
40090	Completion of works for pile pipe wall at stage 1 Zone D near LCSD Garden	0d		19-09-11	90d
Revised Basement Carpark Setting Out at stage 1 Zone F and Zone G					
50000	Revised basement carpark setting out alignment at stage 1 Zone F and Zone G	6d	21-07-11 A	27-07-11 A	
50010	Removal completed shoring at stage 1 Zone F and Zone G	7d	22-07-11 A	30-07-11 A	
50020	Removal completed sheet piling at stage 1 Zone F	10d	22-07-11 A	01-08-11 A	

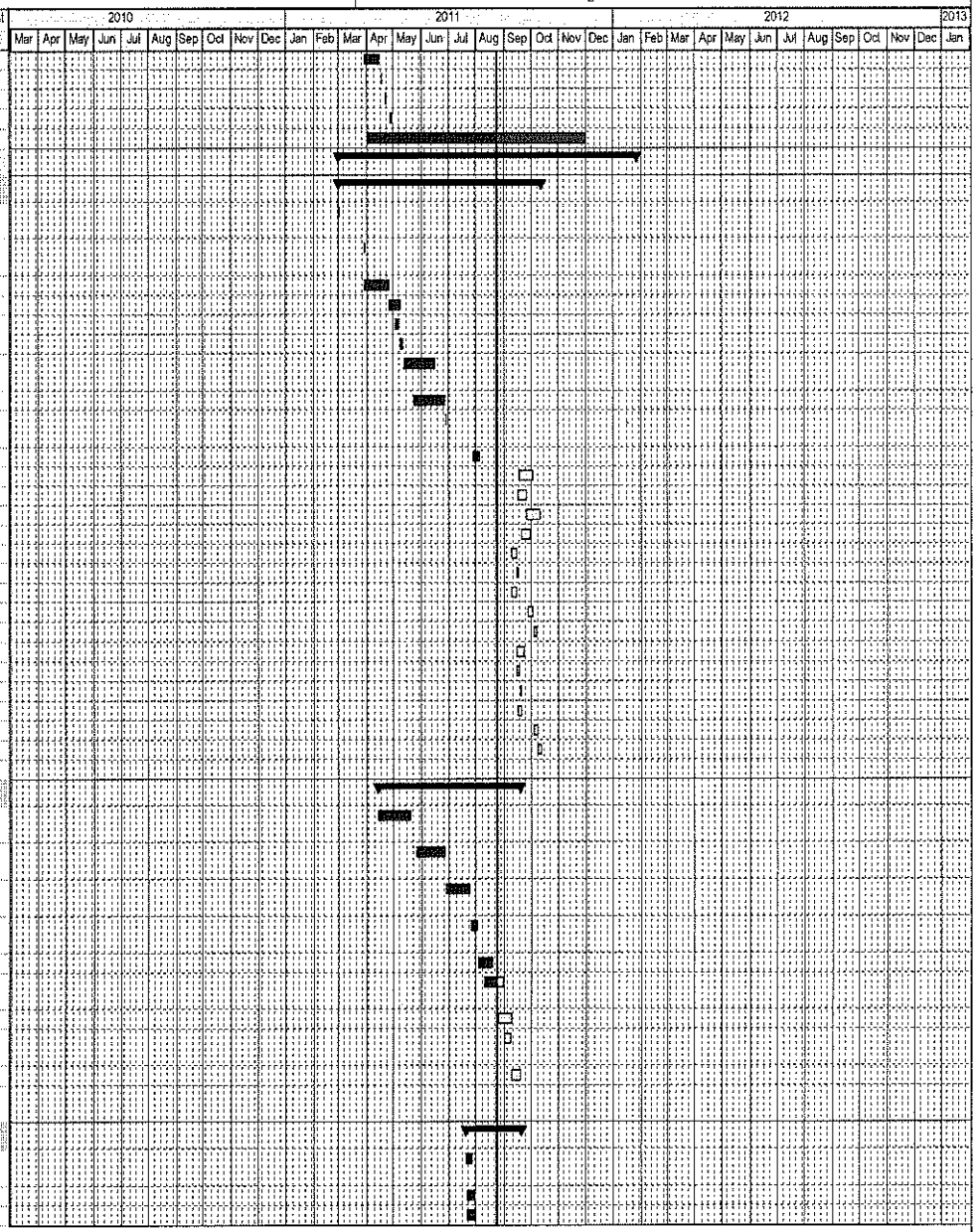

Activity ID	Activity Name	Original Duration	Start	Finish	Total Float
50040	Removal completed sheet piling at stage 1 Zone G	5d	08-08-11 A	24-08-11 A	
50050	Prepare and review ELS design and method statement for revised setting out at stage 1 (L-sharp)	16d	30-07-11 A	23-08-11 A	
50060	Submission of method statement and ICE certificate for sheet piling works at stage 1 (L-sharp)	14d	23-08-11 A	06-09-11	6d
50070	Reinstallation sheet piling at stage 1 Zone F and Zone G	40d	02-08-11 A	14-09-11	0d
50080	Pre-drilling of 560mm for sheet piling installation at stage 1 Zone F	12d	26-08-11	08-09-11	4d
50090	Request consent by the engineer for excavation at stage 1 (L-sharp)	5d	15-09-11	20-09-11	0d
Remaining Pile Piling Works at Zone S					
39300	Perpare of method statement and ICE certificate for pipe piling works at Zone S (new design)	10d	17-08-11 A	29-08-11	71d
39305	Mobilization plant and platform	7d	30-08-11	06-09-11	71d
39310	Request consent by the engineer for pipe pile works at Zone S	7d	30-08-11	06-09-11	71d
39320	Drilling of 219mm for pipe pile wall at Zone S (21 nos)	21d	07-09-11	03-10-11	71d
39330	Drilling of 100mm for grouting works at Zone S (14 nos)	5d	04-10-11	10-10-11	71d
39340	Grouting of 219mm at Zone S (21 nos)	15d	21-09-11	10-10-11	74d
39350	Grouting of 100mm at Zone S (14 nos)	3d	11-10-11	13-10-11	71d
39370	Completion of works for pile pipe wall at Zone S	0d		13-10-11	71d
Sheet Piling Installation at Stage 2					
55000	Prepare and review ELS design and method statement at stage 2	21d	24-05-11 A	28-06-11 A	
55010	Submission of method statement and ICE certificate at stage 2	30d	28-06-11 A	30-08-11	43d
55020	Submission ICE check certificate for structural condition of temporary works	10d	12-08-11 A	27-08-11	43d
55030	Request consent by the engineer for pump water and removal shoring at (SP15 - SP19)	5d	29-08-11	02-09-11	43d
55040	Pumping water to around +0.5mpd and removal shoring at (SP15 - SP'	10d	03-09-11	15-09-11	43d
55050	Reinstallation sheet piling to -16mpd (SP15 - SP19)	50d	16-09-11	15-11-11	43d
Pre-drilling of 560mm for sheet piling installation near TC19					
55500	Perpare of method statement and ICE certificate for pre-drilling works near TC19 at (SP24 - SP27)	14d	05-11-11	21-11-11	0d
55510	Request consent by the engineer for pre-drilling works	7d	22-11-11	29-11-11	0d
55520	Mobilization plant and platform	3d	30-11-11	02-12-11	0d
55530	Pre-drilling of 560mm for sheet piling installation near TC19 at (SP24 - SP27)	18d	03-12-11	23-12-11	0d
55540	Sheet piling installation near TC19 at (SP24 - SP27)	10d	24-12-11	07-01-12	0d
55550	Request consent by the engineer for excavation at stage 2	5d	21-01-12	26-01-12	0d
Dewatering/Ground Water Control Measures					
45000	Prepare proposal for dewatering control	21d	18-04-11 A	16-05-11 A	
45010	Submission of method statement and ICE certificate for dewatering control at stage 1 (L-sharp)	7d	20-05-11 A	07-06-11 A	
45020	Installation of dewatering system at stage 1 (L-sharp)	12d	27-06-11 A	16-07-11 A	
45030	Pumping Test at stage 1 (L-sharp)	4d	19-07-11 A	23-07-11 A	
45040	Prepare and submission for pumping test report at stage 1 (L-sharp)	14d	25-07-11 A	23-08-11 A	
45050	Submission of method statement and ICE certificate for dewatering control at stage 2	7d	13-06-11 A	28-06-11 A	
45060	Installation of dewatering system at stage 2	16d	08-10-11	26-10-11	60d
45080	Pumping Test at stage 2	4d	09-01-12	12-01-12	0d
45090	Prepare and submission for pumping test report at stage 2	7d	13-01-12	20-01-12	0d
45100	Completion of works for dewatering control	0d		20-01-12	0d
Excavation and Shoring Installation at Basement Carpark					
ELS - L-Sharp - For Bay B1 to Bay B3					
60000	Excavation to +0.7mpd at Bay 1	2d	21-09-11	22-09-11	0d
60010	Installation 1st layer waler and strut at Bay 1	5d	23-09-11	28-09-11	0d
60020	Excavation to +0.7mpd at Bay 2	3d	23-09-11	26-09-11	0d
60030	Installation 1st layer waler and strut at Bay 2	5d	27-09-11	03-10-11	0d
60040	Excavation to -2.2mpd at Bay 1 & protect grouted soil underneath Pilec	9d	29-09-11	11-10-11	0d
60060	Installation 2nd layer waler and strut at Bay 1	7d	12-10-11	19-10-11	0d
60070	Excavation to -4.1mpd at Bay 1 & protect grouted soil underneath Pilec	9d	20-10-11	29-10-11	0d
60080	Excavation to -2.2mpd at Bay 2 & protect grouted soil underneath Pilec	9d	04-10-11	14-10-11	0d

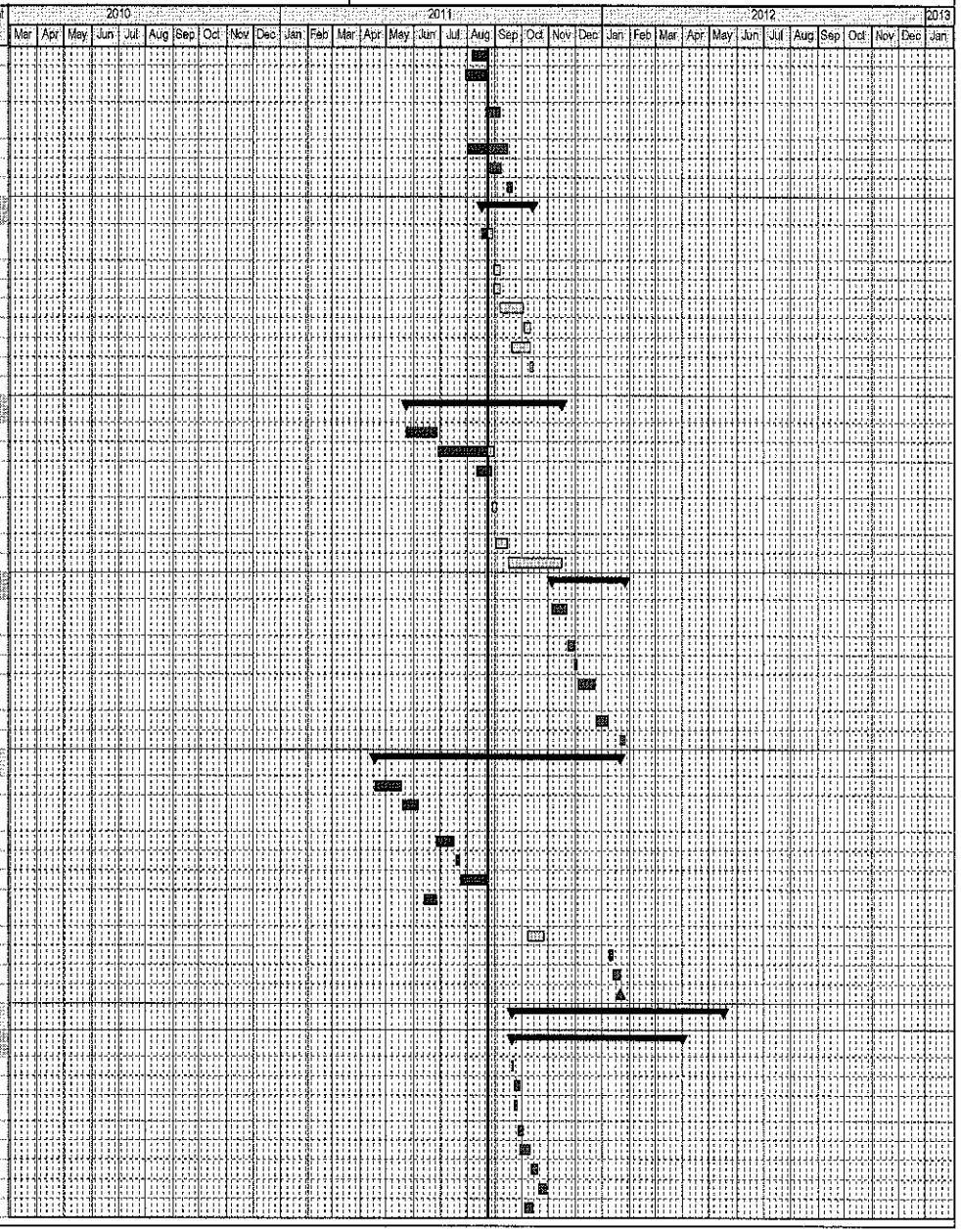

Data Date: 20-Aug-11
Print Date: 29-Aug-11
OCP3-2

HY/2009/18 Central - Wan Chai Bypass (Central Interchange)

TASK filter: HL.

LEIGHTON

Activity Name	Start	Finish	Total Float
CWB - Central Interchange			
HIGH LEVEL PROGRAMME			
DATE FOR COMMENCEMENT & COMPLETION			
Contract Commencement	21-Sep-10 A	03-Jan-11 A	
Contract Construction Completion		30-Jan-16	365
Contract DLP and Establishment Works Completion		29-Jan-17	0
PRELIMINARIES			
Preliminary Submissions / Approvals	21-Sep-10 A	03-Jan-11 A	
Commence Site Mobilisation	03-Jan-11 A		
Mobilise, Hoarding & Site Clearance	03-Jan-11 A	14-May-11 A	
PORTION IV WORKS			
CWB Tunnel CH1480 to CH1580			
Site Investigation	11-May-11 A	15-Sep-11	28
Construct Guide Walls	27-Jun-11 A	30-Sep-11	20
Construct D-Wall / Barrettes	26-Aug-11	19-Apr-12	20
ELS Works	20-Apr-12	11-Oct-12	19
Construct CWB Tunnel & Ventilation Building	12-Oct-12	21-Jun-13	19
Works inside CWB Tunnel	22-Jun-13	24-Sep-13	18
KD-8 Complete		13-Oct-13*	0
CWB Tunnel CH1580 to CH1646			
Construction Diversion for Finance Street	05-Sep-11	22-Oct-11	42
East End of Finance St. Closed		23-Oct-11	219
Site Investigation	30-Jul-11 A	06-Dec-11	126
Construct Guide Walls	30-Jul-11 A	04-Jan-12	97
Construct D-Wall / Barrettes	19-Mar-12	30-Jul-12	18
ELS Works	31-Jul-12	19-Dec-12	22
Construct CWB Tunnel	20-Dec-12	16-Apr-13	20
Works inside CWB Tunnel	10-Aug-13	13-Dec-13	161
KD-7 Complete		23-May-14*	0
CWB Tunnel CH1646 to CH1685			
Man Yiu St. Diverted (Possess Portion IIIA, IIIB)		01-Feb-12	52
Site Clearance & Divert Existing Utilities	01-Feb-12	29-Mar-12	60
Site Investigation	30-Mar-12	04-May-12	54
Sheet Pile / Pipe Pile / Grouting	26-Mar-12	29-May-12	63
Construct Guide Walls	05-May-12	02-Jun-12	55
Construct Barrettes	04-Jun-12	04-Jul-12	52
Temporary Works to Support C/W Pipes	30-May-12	25-Jun-12	61
ELS Works	05-Jul-12	06-Dec-12	56
Demolish & Reconstruct CWB Tunnel	07-Dec-12	08-Mar-13	59
Works Inside CWB Tunnel	22-Jun-13	23-Oct-13	212
Surface Works			
Backfill, U/G Services, Roadworks & Landscaping	25-Jan-13	11-Jan-14	296
KD-6 Complete		03-Nov-14*	0
PORTION III WORKS			
CWB Tunnel CH1685 to CH1704			
Access to CRIII Works Area	01-Sep-11		56
Works Area within CRIII Preparation	01-Sep-11	31-Dec-11	61
Site Investigation	01-Feb-12	13-Mar-12	374
Construct Guide Walls	29-Feb-12	30-Mar-12	379
Construct D-Wall / Barrettes (thru old seawall)	31-Mar-12	12-Sep-12	376
Construct Man Yiu Street Temporary Diversion	24-Nov-11	31-Jan-12	52
ELS Works	13-Sep-12	19-Dec-12	377
Construct CWB Tunnel (excl. roof slab)	20-Dec-12	23-Mar-13	375
Break into Existing CWB Tunnel	25-Mar-13	25-Apr-13	377
Construct CWB Tunnel Roof Slab	09-Jul-13	19-Aug-13	304
Works Inside CWB Tunnel	20-Aug-13	05-Nov-13	269
CWB Tunnel CH1704 to CH1825			
KD-4 Complete		01-Aug-14*	0
Works inside CWB Tunnel	16-Oct-12	09-Oct-13	271
CWB Tunnel CH1825 to CH2600			
Works inside CWB Tunnel	10-Apr-12	02-Sep-13	100
KD-5 Complete		31-Jan-14*	0
Surface Works			
Road P1 Roadworks & Landscaping	20-Aug-13	19-Mar-14	324
Man Yiu St. Widening Roadworks & Landscaping	31-Jul-13	27-Nov-13	415
KD-3 Complete		06-Feb-15*	0
PORTION V WORKS			
Mobilization, Set up, Utilities Diversion, Tree	03-Jan-11 A	03-Jun-11 A	
Construct Trough B Structure - Phase 1	20-May-11 A	04-Aug-12	587
Construct Trough B Structure - Phase 2b	12-Oct-11	06-Sep-13	335
Temporary Drainage Diversion	15-Jul-13	23-Oct-13	19
Construct Trough B Structure - Phase 2a	24-Oct-13	26-Jul-14	33
Construct Trough B Structure - West End Portion	21-Jul-14	15-Oct-14	19
Portion VI Access Date	12-Nov-12		322
Man Kwong St. W/B Widening	12-Nov-12	05-Apr-13	320
Construct Retaining Wall D	29-Jul-13	20-Dec-13	90
Remaining Roadworks & Landscaping	16-Nov-13	15-Jul-14	111
KD-9 Complete		03-Nov-14*	0
PORTION VI WORKS			
Portion VI Access Date	12-Nov-12		219
Man Kwong St. W/B Widening	12-Nov-12	05-Apr-13	209
Retaining Walls F	15-Oct-14	02-Jun-15	95
Retaining Walls G	12-Nov-12	12-Oct-13	693
Bridge B	12-Nov-12	25-Aug-14	523
Trough A	21-Dec-13	14-Oct-14	83
Elevated Layby at Rumsey St. Flyover	23-Apr-14	29-Jul-15	185
Bridge A	12-Nov-12	01-Aug-14	157
Open Slip Road D / Man Po St.		14-Oct-14	838
Retaining Wall A & B	15-Oct-14	16-Jun-15	81
Remainging U/G Services, Roadworks & Landscaping	07-Nov-14	14-Sep-15	82
KD-10 Complete		30-Jan-16*	0
KD-16 Complete		30-Jan-16*	0
Landscaping Establishment (Last Area)	15-Sep-15	13-Sep-16	138
KD-15 Complete		29-Jan-17	0

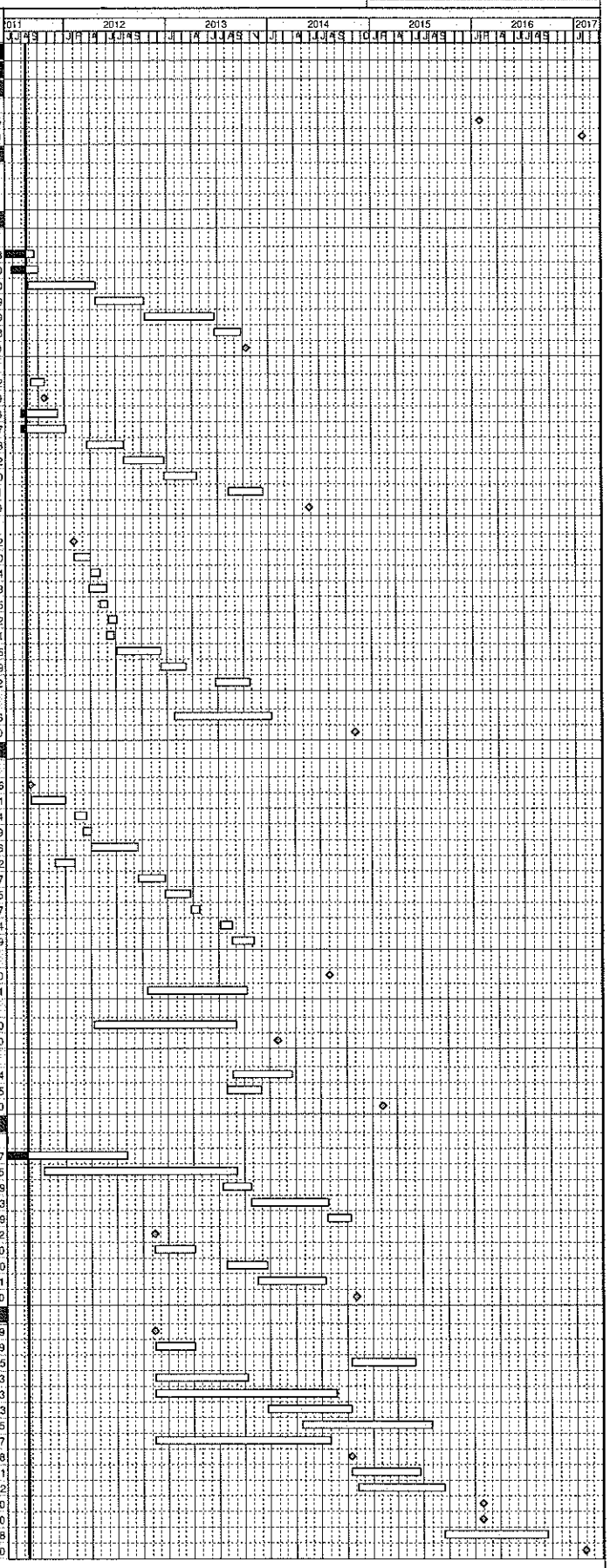

Activity ID	Activity Name	Rem Dur	Start	Finish
3MRP - Nov 2011 to Feb 2012				
01 - CONTRACT DATES				
01.1 - Conditions				
0110-1100	PMI for Section 1 of the Works	0		01-Dec-11
01.2 - Possession of Site				
0120-1600	Possession to Portion IA	0	10-Nov-11 A	
0120-1700	Possession to Portion IB	0	10-Nov-11 A	
0120-1800	Possession to Portion IC	0	10-Nov-11 A	
0120-1900	Possession to Portion ID	0	10-Nov-11 A	
0120-2000	Possession to Portion X	0	20-Nov-11*	
0120-2100	Possession to Portion III	0	31-Dec-11*	
0120-2200	Possession to Portion VA	0	31-Dec-11*	
0120-2300	Possession to Portion VB	0	31-Dec-11*	
0120-2400	Possession to Portion VC	0	31-Dec-11*	
0120-2500	Possession to Portion VD	0	31-Dec-11*	
01.5 - Period of Site Possession for each Portion				
0150-1000	Site possession Period Portion VI	2038	20-Jan-11 A	18-Jun-17
0150-1100	Site Possession Period Portion VIIA	2038	04-Aug-11 A	18-Jun-17
0150-1200	Site Possession Period Portion VIIB	822	04-Aug-11 A	18-Feb-14
0150-1300	Site Possession Period Portion VIIC	1201	04-Aug-11 A	04-Mar-15
0150-1400	Site Possession Period Portion VIID	822	04-Aug-11 A	18-Feb-14
0150-1500	Site Possession Period Portion XI	635	05-Oct-11 A	15-Aug-13
0150-1700	Site Possession Period Portion IB	822	10-Nov-11 A	18-Feb-14
0150-1900	Site Possession Period Portion ID	822	10-Nov-11 A	18-Feb-14
0150-2000	Site Possession Period Portion X	2038	20-Nov-11	18-Jun-17
0150-2100	Site Possession Period Portion III	1997	31-Dec-11	18-Jun-17
0150-2200	Site Possession Period Portion VA	1997	31-Dec-11	18-Jun-17
0150-2300	Site Possession Period Portion VB	942	31-Dec-11	29-Jul-14
0150-2400	Site Possession Period Portion VC	1997	31-Dec-11	18-Jun-17
0150-2500	Site Possession Period Portion VD	1314	31-Dec-11	05-Aug-15
02 - PRE-CONSTRUCTION WORKS				
02.1 - Permit & Licence Application				
0210-1300	Apply for XP from HyD	0	21-Mar-11 A	31-Oct-11 A
0210-1400	XP issued by HyD	0		31-Oct-11 A
0210-1500	Dumping Permit from CEDD	0	10-Mar-11 A	19-Nov-11 A
02.2 - Contractor's Submission				
0220-1190	Revise Temp. Drainage Management Plan	0	10-Aug-11 A	19-Nov-11 A
0220-1200	Temp. Drainage Management Plan - Approval from ER	14	10-Sep-11 A	03-Dec-11
0220-1250	Concrete Ready Mix/Design Mix - Concrete Plant Trials & Approval	15	04-Aug-11 A	04-Dec-11
0220-1260	Drainage Pipes & Materials - Submission	14	15-Sep-11 A	03-Dec-11
0220-1270	Drainage Pipes & Materials - ER Review/Comment	14	04-Dec-11	17-Dec-11
0220-1280	Drainage Pipes & Materials - Resubmission	7	18-Dec-11	24-Dec-11
0220-1290	Drainage Pipes & Materials - ER Approval	14	25-Dec-11	07-Jan-12
0220-1300	Drainage Pipes & Materials - Procurement & Delivery	14	01-Jan-12	14-Jan-12



Remaining Level of Effort
Actual Level of Effort
Actual Work
Remaining Work
Critical Remaining Work
Milestone

Contract HY/2009/19

Three Month Rolling Programme (21 NOV 2011 - 20 FEB 2012)

3MRP

3MRP - Nov 2011 to Feb 2012

Activity ID	Activity Name	Rem Dur	Start	Finish
0220-1320	D-Wall Construction Materials - ER Review/Comment	0	19-Aug-11 A	25-Oct-11 A
0220-1330	D-Wall Construction Materials - Resubmission	0	04-Sep-11 A	14-Nov-11 A
0220-1340	D-Wall Construction Materials - ER Approval	0	12-Sep-11 A	19-Nov-11 A
0220-1350	D-Wall Construction Materials - Procurement & Delivery	9	15-Oct-11 A	28-Nov-11
0220-1450	Bored Piles/H-piles Materials - Procurement & Delivery	7	03-Sep-11 A	26-Nov-11
0220-1460	Bridge Bearing - Submission	40	10-Oct-11 A	29-Dec-11
0220-1470	Bridge Bearing - ER Review/Comment	2	30-Dec-11	31-Dec-11
0220-1480	Bridge Bearing - Resubmission	14	01-Jan-12	14-Jan-12
0220-1490	Bridge Bearing - ER Approval	28	15-Jan-12	11-Feb-12
02.3 - Method Statement / Shop Drawings				
0230-1120	MS Marine Piling - Resubmission (no height limit)	0	20-Jul-11 A	07-Nov-11 A
0230-1130	MS Marine Piling - ER Approval (no height limit)	0	13-Oct-11 A	14-Nov-11 A
0230-1131	MS Marine Piling - Submission (low headroom)	28	12-Jan-12	08-Feb-12
0230-1132	MS Marine Piling - ER Review & Comment (low headroom)	28	09-Feb-12	07-Mar-12
0230-1240	MS Diaphragm Wall - Resubmission	0	06-Sep-11 A	26-Oct-11 A
0230-1250	MS Diaphragm Wall - ER Approval	0	27-Oct-11 A	14-Nov-11 A
0230-1260	MS Cut & Cover Tunnel - Submission	28	15-Jan-12	11-Feb-12
0230-1540	MS Precasting of Bridge Segment & Beam - Submission	60	14-Dec-11	11-Feb-12
0230-1640	MS Box Culvert T1 - Resubmission	0	06-Sep-11 A	14-Nov-11 A
0230-1650	MS Box Culvert T1 - ER Approval	0	23-Oct-11 A	19-Nov-11 A
02.4 - Contractor's Design and Build Items				
0240-1010	Temp Bridge "TA" Design - Prep & Submit	120	16-Dec-11	13-Apr-12
0240-1090	Int. Noise Enclosure Design - Public Consultation	108	29-Jul-11 A	06-Mar-12
0240-1095	Int. Noise Enclosure Design - ACABAS/ER Consultation/Submission	90	26-Nov-11	23-Feb-12
0240-1120	Noise Barrier Design - Public Consultation	108	29-Jul-11 A	06-Mar-12
0240-1122	Noise Barrier Design - ACABAS/ER Consultation/Submission	90	26-Nov-11	23-Feb-12
0240-1360	Marine Bored Piling Platform Design - Resubmission (F3 to F8)	6	22-Aug-11 A	25-Nov-11
0240-1370	Marine Bored Piling Platform Design - ER Approval (F3 to F8)	6	23-Sep-11 A	01-Dec-11
0240-1371	Marine Bored Piling Platform Design (F9 to F14) - Submission	14	07-Nov-11 A	03-Dec-11
0240-1372	Marine Bored Piling Platform Design (F9 to F14) - ER Review/Comment	14	04-Dec-11	17-Dec-11
0240-1373	Marine Bored Piling Platform Design (F9 to F14) - Resubmission	14	18-Dec-11	31-Dec-11
0240-1374	Marine Bored Piling Platform Design (F9 to F14) - ER Approval	14	01-Jan-12	14-Jan-12
02.5 - Bridge Segment/Beam Off-site Precasting				
0250-1000	Propose, approve and set-up Factory for Pre-cast Unit	152	14-Dec-11	13-May-12
0250-1100	Geometric Design of the Bridge Segments/Beams	90	14-Dec-11	02-Mar-12
03 - PRELIMINARY WORKS				
03.1 - Site Establishment				
0310-1290	Fabrication of Special Hoarding	53	24-Oct-11 A	20-Jan-12
0310-1300	Hoarding at Portion VA & VB	40	20-Jan-12	10-Mar-12
0310-1700	Temporary Cul-de-sac at Watson Road	0	08-Aug-11 A	29-Oct-11 A
03.2 - Geotechnical Instrumentation & Monitoring Works				
0320-1050	Geotechnical Instrumention Portion IB, ID	24	14-Nov-11 A	17-Dec-11
0320-1100	Geotechnical Instrumentation Portion X	60	19-Dec-11	29-Feb-12
03.3 - Interface Works				

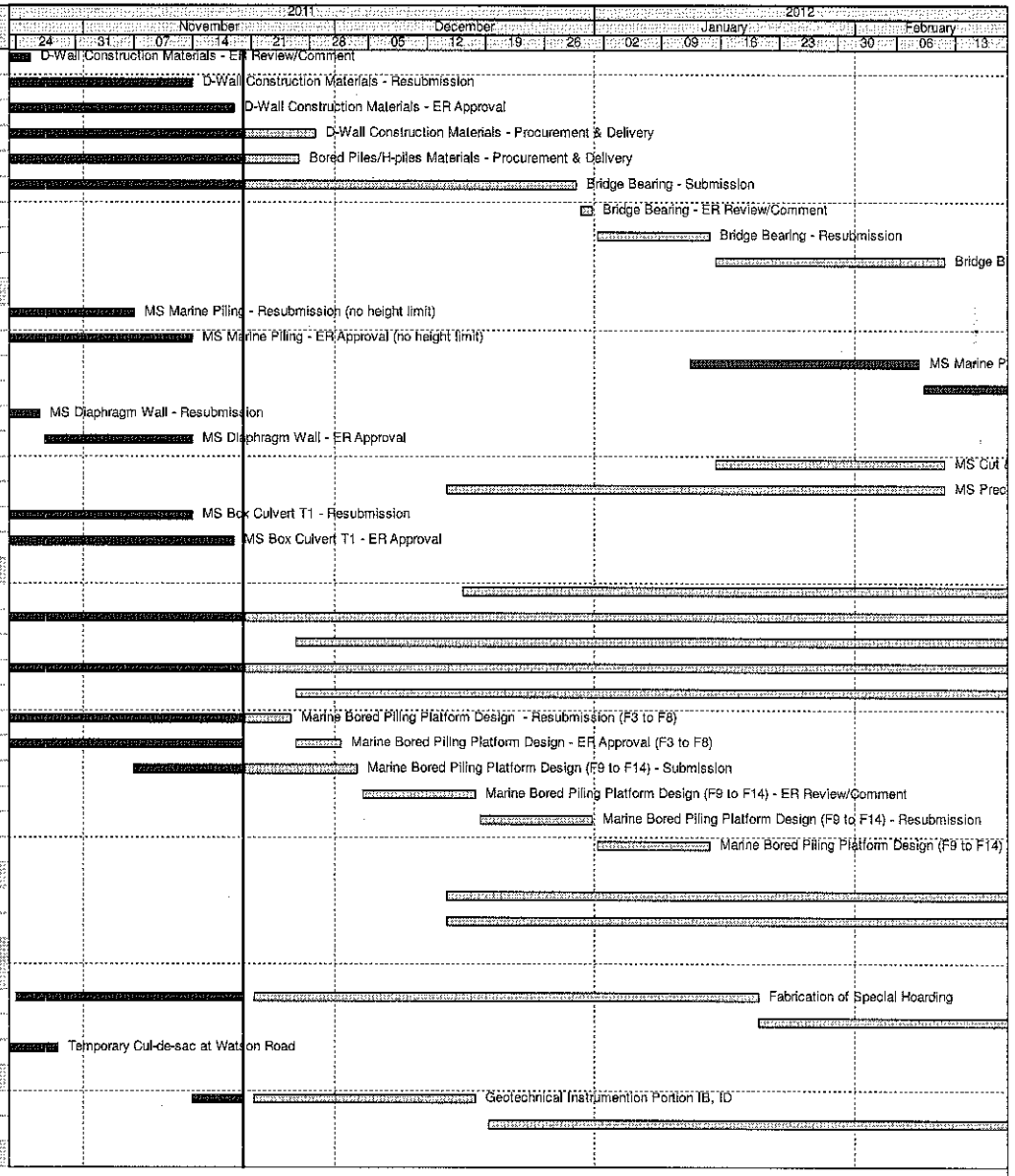

Remaining Level of Effort
Actual Level of Effort
Actual Work
Remaining Work
Critical Remaining Work
Milestone

Contract HY/2009/19

Three Month Rolling Programme (21 NOV 2011 - 20 FEB 2012)

3MRP

3MRP - Nov 2011 to Feb 2012

Activity ID	Activity Name	Rem Dur	Start	Finish
0330-1100	Works at FEHD Permanent Depot (Stage 1)	36	21-Nov-11	31-Dec-11
0330-1110	Submit to FEHD/ER Relocation Sequence & Programme	6	21-Nov-11	26-Nov-11
0330-1120	Relocate FEHD to Permanent Depot at Portions IA & X	12	02-Jan-12	14-Jan-12
04 - SECTION 1 OF THE WORKS (Subject to Excision)				
04.1 - Drainage & Sewerage				
0410-0980	Ground Investigation + CAR & RAP approval	12	19-Jul-11 A	03-Dec-11
0410-0990	Engineer Instruction to excision of the works	0		03-Dec-11
0410-1010	Confirmatory Investigation/Sample/Tests/Decontamination	60	05-Dec-11	15-Feb-12
0410-1020	Utility Coordination and Liaison	48	05-Dec-11	01-Feb-12
05 - SECTION 2 & 2A OF THE WORKS				
05.2 - Cut & Cover Tunnel Ch 4932-5149				
05.2.1 - D-Wall Construction				
0521-1662	Portion VII - Wheel Washing and Haul Road	0	03-Oct-11 A	29-Oct-11 A
0521-1663	Portion VII - D-wall Rebar Bending Yard	0	20-Oct-11 A	26-Oct-11 A
0521-1674	D-wall Plant Set-up - Bentonite Silo (silo 13 to 26)	0	24-Oct-11 A	28-Oct-11 A
0521-1679	D-wall Plant Set-up - Bentonite Mixing & Testing	0	29-Oct-11 A	17-Nov-11 A
0521-1690	D-wall N95-N106 Grouting for Existing Seawall Rubble Mound	0	03-Oct-11 A	24-Oct-11 A
0521-1700	D-wall N95-N106 Guide Wall	0	17-Sep-11 A	31-Oct-11 A
0521-1710.05	D-wall Panel N106 (6m - 441cu.m)	12	10-Feb-12	23-Feb-12
0521-1710.10	D-wall Panel N105 (4.8m - 354cu.m)	10	20-Jan-12	03-Feb-12
0521-1710.15	D-wall Panel N104 (3.4m - 257cu.m)	9	23-Dec-11	02-Jan-12
0521-1710.20	D-wall Panel N103 (3.4m - 256cu.m)	9	09-Dec-11	19-Dec-11
0521-1710.25	D-wall Panel N102 (6m - 452cu.m)	12	17-Nov-11 A	03-Dec-11
0521-1710.30	D-wall Panel N101 (6m - 453cu.m)	12	06-Jan-12	19-Jan-12
0521-1710.35	D-wall Panel N100 (6m - 456cu.m)	12	02-Feb-12	15-Feb-12
0521-1710.40	D-wall Panel N99 (6m - 459cu.m)	12	16-Jan-12	01-Feb-12
0521-1710.45	D-wall Panel N98 (6m - 462cu.m)	12	28-Dec-11	10-Jan-12
0521-1710.50	D-wall Panel N97 (3.29m - 265cu.m)	7	14-Nov-11 A	28-Nov-11
0521-1710.55	D-wall Panel N96 (6m - 488cu.m)	12	05-Dec-11	17-Dec-11
0521-1710.60	D-wall Panel N95 (6m - 492cu.m)	12	19-Dec-11	31-Dec-11
0521-1740	D-wall N83-N94 Guide Wall	0	06-Oct-11 A	29-Oct-11 A
0521-1750.05	D-wall Panel N94 (6m - 497cu.m)	12	02-Jan-12	14-Jan-12
0521-1750.10	D-wall Panel N93 (6m - 501cu.m)	12	11-Jan-12	27-Jan-12
0521-1750.15	D-wall Panel N92 (6m - 503cu.m)	12	28-Jan-12	10-Feb-12
0521-1750.20	D-wall Panel N91 (6m - 472cu.m)	12	14-Dec-11	27-Dec-11
0521-1750.25	D-wall Panel N90 (4.16m - 349cu.m))	12	28-Nov-11	10-Dec-11
0521-1750.30	D-wall Panel N89 (4.16m - 349cu.m)	9	03-Nov-11 A	30-Nov-11
0521-1750.35	D-wall Panel N88 (6m - 505cu.m)	12	08-Dec-11	21-Dec-11
0521-1750.40	D-wall Panel N87 (6m - 506cu.m)	12	22-Dec-11	04-Jan-12
0521-1750.45	D-wall Panel N86 (6m - 507cu.m)	12	01-Feb-12	14-Feb-12
0521-1750.50	D-wall Panel N85 (6m - 507cu.m)	12	19-Jan-12	04-Feb-12
0521-1750.55	D-wall Panel N84 (6m - 511cu.m)	12	05-Jan-12	18-Jan-12
0521-1750.60	D-wall Panel N83 (6m - 517cu.m)	12	27-Dec-11	09-Jan-12
0521-1780	D-wall N74-N82 Guide Wall	0	07-Oct-11 A	26-Oct-11 A

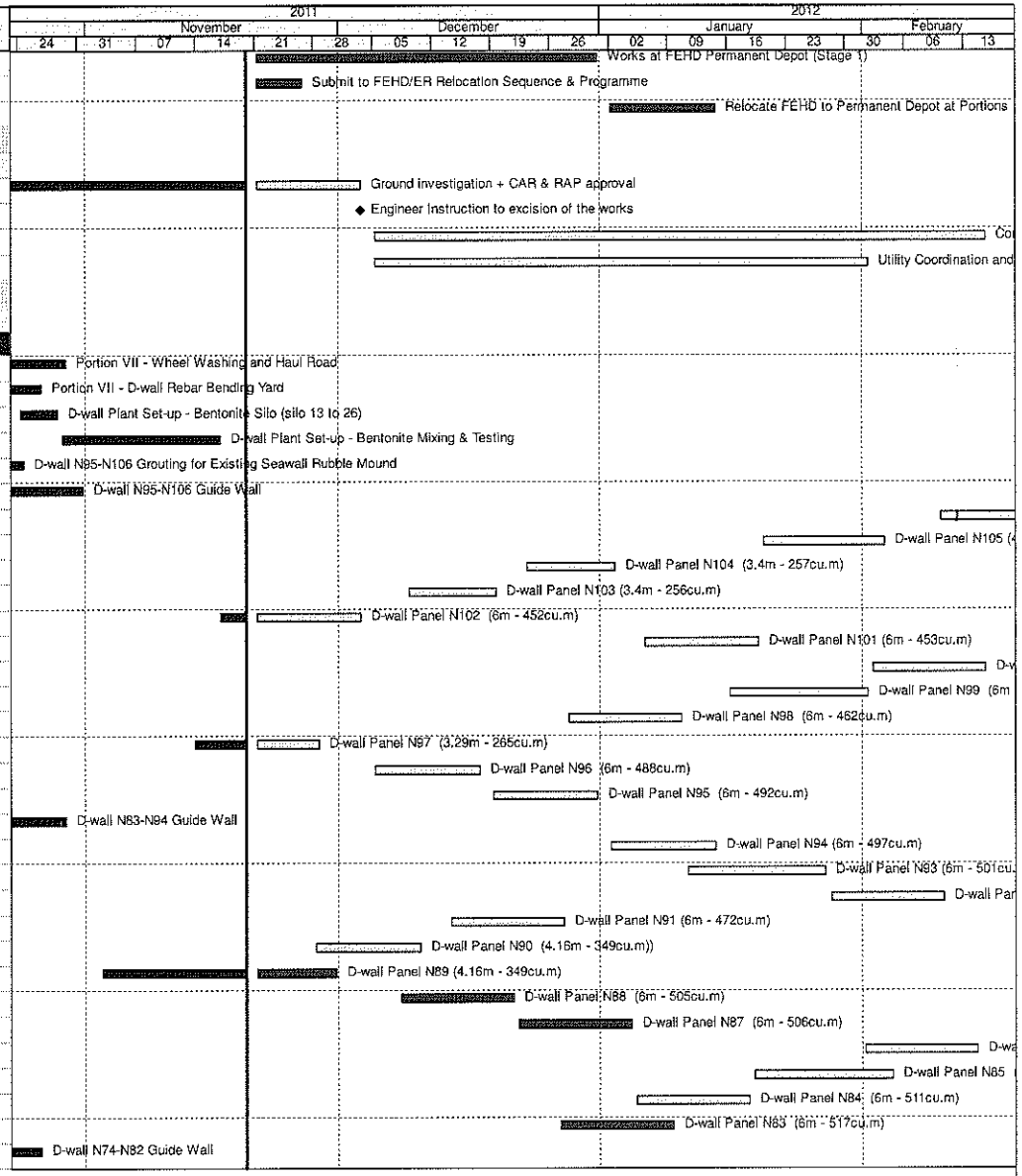

Remaining Level of Effort
Actual Level of Effort
Actual Work
Remaining Work
Critical Remaining Work
Milestone

Contract HY/2009/19

Three Month Rolling Programme (21 NOV 2011 - 20 FEB 2012)

3MRP

3MRP - Nov 2011 to Feb 2012

Activity ID	Activity Name	Rem Dur	Start	Finish
0521-1790.10	D-wall Panel N74 (6m - 562cu.m)	12	06-Feb-12	18-Feb-12
0521-1790.15	D-wall Panel N75 (6m - 554cu.m)	12	14-Jan-12	31-Jan-12
0521-1790.20	D-wall Panel N76 (6m - 585cu.m)	12	31-Dec-11	13-Jan-12
0521-1795.10	D-wall Panel N77 (6m - 570cu.m)	12	01-Dec-11	14-Dec-11
0521-1795.15	D-wall Panel N78 (6m - 554cu.m)	12	17-Dec-11	30-Dec-11
0521-1795.20	D-wall Panel N79 (6m - 545cu.m)	12	10-Jan-12	26-Jan-12
0521-1795.25	D-wall Panel N80 (6m - 537cu.m)	12	27-Jan-12	09-Feb-12
0521-1795.30	D-wall Panel N81 (6m - 530cu.m)	12	13-Dec-11	26-Dec-11
0521-1795.35	D-wall Panel N82 (6m - 524cu.m)	9	10-Nov-11 A	07-Dec-11
0521-1800	D-wall N59-N70 Pre-drilling (6 nos. remaining - 1 rig@6d/hole)	36	19-Sep-11 A	14-Jan-12
0521-1810	D-wall N59-N70 Grouting for Existing Seawall Rubble Mound	21	16-Jan-12	11-Feb-12
0521-1830.10	D-wall Panel N70 (6m - 621cu.m)	12	07-Feb-12	20-Feb-12
0521-1830.20	D-wall Panel N68 (3.95m - 409cu.m)	10	11-Feb-12	22-Feb-12
0521-1840	D-wall N52-N58 Pre-drilling (7 nos@3d - 2 rig)	21	16-Jan-12	11-Feb-12
0521-1950	Site Survey & Setting Out (Portion IA and IC)	0	10-Nov-11 A	14-Nov-11 A
0521-1960.10	Site Establishment - Haul Road / Access Road	6	15-Nov-11 A	26-Nov-11
0521-1960.20	Site Establishment - Additional Bentonite Plant	15	14-Dec-11	30-Dec-11
0521-1970	D-wall S102-S113 Pre-drilling (12 S55-S113/BC40-BC68 to share 9 rigs@5d/hole)	20	10-Nov-11 A	13-Dec-11
0521-1980	D-wall S102-S113 Guide Wall	15	14-Dec-11	30-Dec-11
0521-1990.10	D-wall Panel S113 (3.28m - 244cu.m)	10	27-Jan-12	07-Feb-12
0521-1990.20	D-wall Panel S111 (7.65m - 575cu.m)	12	31-Dec-11	13-Jan-12
0521-1990.25	D-wall Panel S110 (5.4m - 409cu.m)	10	31-Jan-12	10-Feb-12
0521-1990.35	D-wall Panel S108 (7.65m - 581cu.m)	12	07-Jan-12	20-Jan-12
0521-1990.40	D-wall Panel S107 (5.2m - 395cu.m)	10	04-Feb-12	15-Feb-12
0521-1990.50	D-wall Panel S105 (6m - 458cu.m)	12	14-Jan-12	31-Jan-12
0521-1990.55	D-wall Panel S104 (6m - 481cu.m)	12	09-Feb-12	22-Feb-12
0521-1990.65	D-wall Panel S102 (5.96m - 483 cu.m)	12	19-Jan-12	04-Feb-12
0521-2000	D-wall S90-S101 Pre-drilling (S55-S113/BC40-BC68 to share 9 rigs@5d/hole)	30	14-Nov-11 A	24-Dec-11
0521-2010	D-wall S90-S101 Guide Wall	15	26-Dec-11	11-Jan-12
0521-2030	D-wall S78-S89 Pre-drilling (S55-S113/BC40-BC68 to share 9 rigs@5d/hole)	30	10-Nov-11 A	24-Dec-11
0521-2040	D-wall S81-S89 Guide Wall	15	26-Dec-11	11-Jan-12
0521-2050.10	D-wall Panel S81 (2.8m - 262cu.m)	9	28-Jan-12	07-Feb-12
0521-2050.15	D-wall Panel S82 (2.8m - 248cu.m)	9	12-Jan-12	21-Jan-12
0521-2050.20	D-wall Panel S83 (6m - 517cu.m)	12	01-Feb-12	14-Feb-12
0521-2050.25	D-wall Panel S84 (6m - 511cu.m)	12	18-Jan-12	03-Feb-12
0521-2055.10	D-wall Panel S85 (6m - 507cu.m)	12	06-Feb-12	18-Feb-12
0521-2055.20	D-wall Panel S87 (6m - 506cu.m)	12	10-Feb-12	23-Feb-12
0521-2060	D-wall S66-S77 Pre-drilling (S55-S113/BC40-BC68 to share 9 rigs @5d/hole)	25	15-Dec-11	12-Jan-12
0521-2070	D-wall S66-S77 Guide Wall	15	13-Jan-12	02-Feb-12
0521-2080	D-wall S60-S65 Pre-drilling (S55-S113/BC40-BC68 to share 9 rigs @5d/hole)	25	15-Dec-11	12-Jan-12
0521-2100	D-wall S60-S65 Guide Wall	15	13-Jan-12	02-Feb-12
0521-2120	D-wall S56-S59 Pre-drilling (S55-S113/BC40-BC68 to share 9 rigs @5d/hole)	25	15-Dec-11	12-Jan-12
0521-2130	D-wall S56-S59 Guide Wall	15	13-Jan-12	02-Feb-12
0521-2150	D-wall N52-N106 G.I. Preliminary Report / Founding Level	37	28-Jan-12	10-Mar-12

Remaining Level of Effort
Actual Level of Effort
Actual Work
Remaining Work
Critical Remaining Work
Milestone

Contract HY/2009/19

Three Month Rolling Programme (21 NOV 2011 - 20 FEB 2012)

3MRP

3MRP - Nov 2011 to Feb 2012

Activity ID	Activity Name	Rem Dur	Start	Finish
0521-2155	D-wall S52-S113 G.I. Preliminary Report / Founding Level	30	27-Dec-11	02-Feb-12
05.2.2 - Barrette Construction				
0522-2180	Barrette BC53-BC56 Pre-drilling (S55-S113/BC40-BC68 to share 9 rigs @5d/hole)	18	05-Dec-11	24-Dec-11
0522-2190	Barrette BC54-BC56 Grouting for Existing Seawall Rubble Mound	12	26-Dec-11	07-Jan-12
0522-2200	Barrette BC54-BC56 Guide Wall	12	09-Jan-12	21-Jan-12
0522-2210.10	Barrette Pile BC54	12	26-Jan-12	08-Feb-12
0522-2210.15	Barrette Pile BC55	12	02-Feb-12	15-Feb-12
0522-2210.20	Barrette Pile BC56	12	09-Feb-12	22-Feb-12
0522-2220	Barrette BC57-BC68 Pre-drilling (S55-S113/BC40-BC68 to share 9 rigs @5d/hole)	30	14-Nov-11 A	24-Dec-11
0522-2230	Barrette BC57-BC68 Grouting for Existing Seawall Rubble Mound	30	26-Dec-11	01-Feb-12
0522-2240	Barrette BC57-BC68 Guide Wall	24	16-Jan-12	15-Feb-12
0522-2270	Barrette BC43-BC52 Pre-drilling (S55-S113/BC40-BC68 to share 9 rigs @5d/hole)	25	15-Dec-11	12-Jan-12
0522-2280	Barrette BC43-BC52 Grouting for Existing Seawall Rubble Mound	12	05-Jan-12	18-Jan-12
0522-2290	Barrette BC43-BC52 Guide Wall	12	19-Jan-12	04-Feb-12
0522-2320	Barrette BC40-BC42 Pre-drilling (S55-S113/BC40-BC68 to share 9 rigs @5d/hole)	25	15-Dec-11	12-Jan-12
0522-2330	Barrette BC40-BC42 Grouting for Existing Seawall Rubble Mound	18	13-Jan-12	06-Feb-12
0522-2340	Barrette BC40-BC42 Guide Wall	18	07-Feb-12	27-Feb-12
0522-2360	Bulkhead BW1-BW7 Pre-drilling (S55-S113/BC40-BC68 to share 9 rigs @5d/hole)	25	15-Dec-11	12-Jan-12
0522-2370	Bulkhead BW1-BW7 Grouting for Existing Seawall Rubble Mound	18	13-Jan-12	06-Feb-12
0522-2380	Bulkhead BW1-BW7 Guide Wall	12	07-Feb-12	20-Feb-12
0522-2392	Barrette BC40-BC68 & BW1-7 G.I. Prelim Report / Founding Lev	48	26-Dec-11	22-Feb-12
05.2.3 - ELS				
0523-2398	Prepare & Submnit Documents as per ETWB TCW No. 15/2005	30	21-Nov-11	24-Dec-11
05.3 - Box Culvert T1				
0530-2940	Watson Road TTM Stage 1	0	20-Oct-11 A	02-Nov-11 A
0530-2970	Utility Detection & Protection	0	20-Oct-11 A	09-Nov-11 A
0530-2980	Bay 4-5 Site Clearance/Formation	0	03-Nov-11 A	09-Nov-11 A
0530-2990	Bay 4-5 Trench excavation	21	14-Nov-11 A	14-Dec-11
0530-3000	Bay 4-5 Box Culvert Construction	42	15-Dec-11	04-Feb-12
0530-3010	Bay 4-5 Road Reinstatement	7	06-Feb-12	13-Feb-12
0530-3015	Watson Road TTM Satge 2 - TMLG Approval/Endorsement	15	05-Aug-11 A	07-Dec-11
0530-3020	Implement Watson Road TTM Stage 2	3	16-Jan-12	18-Jan-12
0530-3030	Bay 1-3 Site Clearance/Formation	3	19-Jan-12	21-Jan-12
0530-3040	Bay 1-3 Trench excavation	36	26-Jan-12	07-Mar-12
0530-3111	Bay 9 - Sheet Piling Works	12	15-Oct-11 A	24-Dec-11
0530-3113	Bay 9 - Excavation	12	14-Jan-12	31-Jan-12
0530-3114	Bay 9 - Box Culvert/Outfall Construction	48	01-Feb-12	27-Mar-12
0530-3200	Storm Drainage 1500 Dia. Within Portion X (FEHD)	60	16-Jan-12	28-Mar-12
10 - SECTION X OF THE WORKS				
10.1 - E/B Bridges (Bridge D, E and F)				
10.1.1 - Marine Pier Construction				
Pier F03 to F15				
1011-1420	Extract Existing Dolphin Front Pile pier F9	9	26-Dec-11*	04-Jan-12
1011-1425	Remove Existing Dolphin pier F9	9	05-Jan-12	14-Jan-12

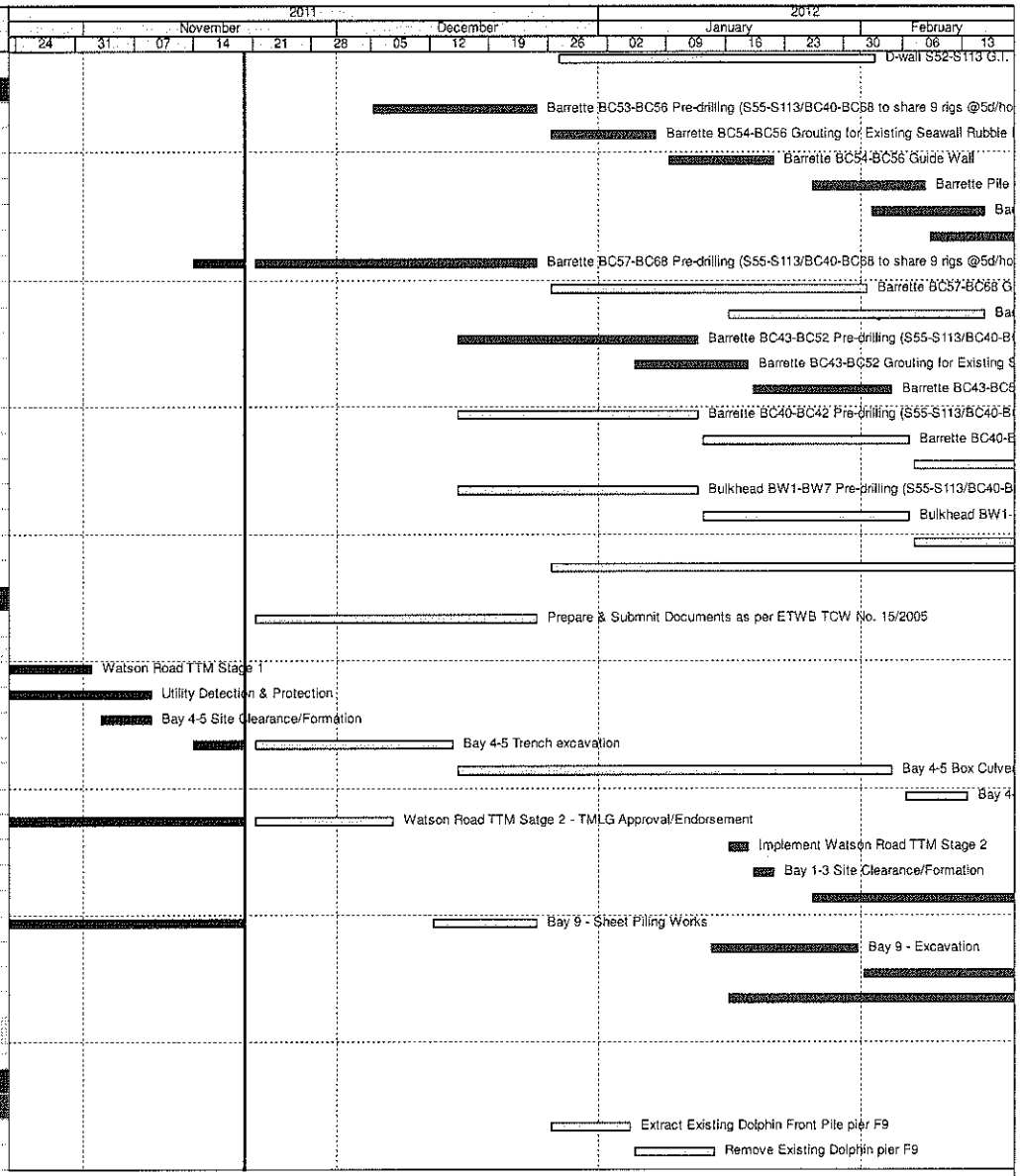

Remaining Level of Effort
Actual Level of Effort
Actual Work
Remaining Work
Critical Remaining Work
◆ Milestone

Contract HY/2009/19

Three Month Rolling Programme (21 NOV 2011 - 20 FEB 2012)

3MRP

3MRP - Nov 2011 to Feb 2012

Activity ID	Activity Name	Rem Dur	Start	Finish
1011-1430	Extract Existing Dolphin Front Pile pier F10	9	16-Jan-12	28-Jan-12
1011-1435	Remove Existing Dolphin pier F10	9	30-Jan-12	08-Feb-12
1011-1530.10	F3 piling platform - temporary piles (remaining 4 nos.)	0	18-Oct-11 A	26-Oct-11 A
1011-1530.20	F3 piling platform - erect steel platform (remaining 3 modules)	0	22-Oct-11 A	19-Nov-11 A
1011-1530.30	F3 piling platform - ICE	2	03-Nov-11 A	22-Nov-11
1011-1540.20	F4 piling platform - temporary piles (remaining 2 nos.)	0	27-Oct-11 A	29-Oct-11 A
1011-1540.30	F4 piling platform - erect steel platform (remaining 3 modules)	0	21-Oct-11 A	10-Nov-11 A
1011-1540.40	F4 piling platform - ICE	0	04-Nov-11 A	12-Nov-11 A
1011-1550.10	F5 piling platform - temporary piles 1 to 4	2	17-Oct-11 A	22-Nov-11
1011-1550.20	F5 piling platform - erect steel platform modules 1 & 2	6	22-Nov-11	29-Nov-11
1011-1550.30	F5 piling platform - temporary piles 5 & 6	6	29-Nov-11	06-Dec-11
1011-1550.40	F5 piling platform - erect steel platform modules 3 & 4	6	06-Dec-11	13-Dec-11
1011-1550.50	F5 piling platform - ICE	3	13-Dec-11	16-Dec-11
1011-1560.10	F6 piling platform - temporary piles 3 & 4	0	01-Nov-11 A	19-Nov-11 A
1011-1560.20	F6 piling platform - erect steel platform modules 1 & 2	6	24-Nov-11	01-Dec-11
1011-1560.30	F6 piling platform - temporary piles 5 & 6	6	01-Dec-11	08-Dec-11
1011-1560.40	F6 piling platform - erect steel platform modules 3 & 4	6	08-Dec-11	15-Dec-11
1011-1560.50	F6 piling platform - ICE	6	15-Dec-11	22-Dec-11
1011-1570.10	F7 piling platform - temporary piles 1 to 4	2	15-Oct-11 A	23-Nov-11
1011-1570.20	F7 piling platform - erect steel platform modules 1 & 2	9	23-Nov-11	03-Dec-11
1011-1570.30	F7 piling platform - temporary piles 5 & 6	7	03-Dec-11	12-Dec-11
1011-1570.40	F7 piling platform - erect steel platform modules 3 & 4	7	12-Dec-11	20-Dec-11
1011-1570.50	F7 piling platform - ICE	6	20-Dec-11	27-Dec-11
1011-1580.10	F8 piling platform - temporary piles 1 to 4	2	18-Oct-11 A	23-Nov-11
1011-1580.20	F8 piling platform - erect steel platform modules 1 & 2	9	23-Nov-11	03-Dec-11
1011-1580.30	F8 piling platform - temporary piles 5 & 6	7	03-Dec-11	12-Dec-11
1011-1580.40	F8 piling platform - erect steel platform modules 3 & 4	7	12-Dec-11	20-Dec-11
1011-1580.50	F8 piling platform - ICE	6	20-Dec-11	27-Dec-11
1011-1610	Erect marine piling platform pier F11	36	02-Jan-12	15-Feb-12
1011-1620	Erect marine piling platform pier F12	36	20-Dec-11	03-Feb-12
1011-1650	Pre-drill F5 raking dolphin piles (2 nos.)	10	16-Dec-11	28-Dec-11
1011-1660	Pre-drill F6 raking dolphin piles (2 nos.)	10	28-Dec-11	09-Jan-12
1011-1670	Pre-drill F7 raking dolphin piles (2 nos.)	10	09-Jan-12	20-Jan-12
1011-1680	Pre-drill F8 raking dolphin piles (2 nos.)	10	20-Jan-12	04-Feb-12
1011-1760.10	Pier F3 Marine Bore Pile - F3-8	12	23-Nov-11	06-Dec-11
1011-1760.20	Pier F3 Marine Bore Pile - F3-4	12	07-Dec-11	20-Dec-11
1011-1760.30	Pier F3 Marine Bore Pile - F3-7	12	21-Dec-11	03-Jan-12
1011-1760.40	Pier F3 Marine Bore Pile - F3-3	12	04-Jan-12	17-Jan-12
1011-1760.50	Pier F3 Marine Bore Pile - F3-6	12	18-Jan-12	03-Feb-12
1011-1760.60	Pier F3 Marine Bore Pile - F3-2	12	04-Feb-12	17-Feb-12
1011-1800	Pier F6 Marine Bored Pile (team 4)	48	22-Dec-11	20-Feb-12
1011-1820	Pier F5 Marine Bored Pile (team 3)	48	16-Dec-11	14-Feb-12
1011-1860.10	Pier F4 Marine Bore Pile - F4-3	10	14-Nov-11 A	01-Dec-11
1011-1860.20	Pier F4 Marine Bore Pile - F4-6	12	02-Dec-11	15-Dec-11

Remaining Level of Effort
Actual Level of Effort
Actual Work
Remaining Work
Critical Remaining Work
Milestone

Contract HY/2009/19

Three Month Rolling Programme (21 NOV 2011 - 20 FEB 2012)

3MRP

3MRP - Nov 2011 to Feb 2012

Activity ID	Activity Name	Rem Dur	Start	Finish
1011-1860.30	Pier F4 Marine Bore Pile - F4-5	12	16-Dec-11	29-Dec-11
1011-1860.40	Pier F4 Marine Bore Pile - F4-2	12	30-Dec-11	12-Jan-12
1011-1860.50	Pier F4 Marine Bore Pile - F4-4	12	13-Jan-12	30-Jan-12
1011-1860.60	Pier F4 Marine Bore Pile - F4-1	12	31-Jan-12	13-Feb-12
1011-1910	Pier F7 Dolphin Pile (team 5)	72	20-Jan-12	20-Apr-12
Pier F01 to F02				
1011-2540	Possession to Portion III	0	31-Dec-11*	
1011-2550	Marine piling preparation works, portion III	6	31-Dec-11	06-Jan-12
1011-2560	Erect Pre-drilling Platform pier F2B	8	02-Jan-12	10-Jan-12
1011-2570	Erect Pre-drilling Platform pier F2A	8	11-Jan-12	19-Jan-12
1011-2580	Erect Pre-drilling Platform pier F1B	8	20-Jan-12	01-Feb-12
1011-2590	Erect Pre-drilling Platform pier F1A	8	02-Feb-12	10-Feb-12
1011-2600	Pre-drilling pier F2B	10	11-Jan-12	21-Jan-12
1011-2610	Pre-drilling pier F2A	20	20-Jan-12	15-Feb-12
1011-2620	Pre-drilling pier F1B	10	02-Feb-12	13-Feb-12
1011-2630	Pre-drilling pier F1A	20	11-Feb-12	05-Mar-12
1011-2640	Dismantle Pre-drilling Platform Pier F2B	5	26-Jan-12	31-Jan-12
10.1.2 - Land Pier Construction				
Pier D08 to D11				
1012-1010	Site Survey and Setting Out at Portion III	6	31-Dec-11	06-Jan-12
1012-1015	Pre-drilling for Pilings (D08 to D12) at III (28 no.) (4set)	27	07-Jan-12	10-Feb-12
1012-1020	Portion III Land Pile G.I. Prelim Report / Founding Level	6	11-Feb-12	17-Feb-12
1012-1030	Pier D08 Bored Piles (6 piles)	72	11-Feb-12	09-May-12
1012-1040	Pier D09 Bored Piles (6 piles)	72	11-Feb-12	09-May-12
1012-1050	Pier D10 Bored Piles (6 piles)	72	11-Feb-12	09-May-12
1012-1060	Pier D11 Bored Piles (6 piles)	72	11-Feb-12	09-May-12
Pier D05 to D07				
1012-1260	Pre-drilling for 18 nos Piling at VIIB (2set)	30	08-Aug-11 A	24-Dec-11
1012-1265	Portion VIIB Land Pile G.I. Final Report / Founding Level	18	03-Oct-11 A	14-Jan-12
1012-1280.10	Pier D06 Bored Pile D06-1	0	08-Oct-11 A	29-Oct-11 A
1012-1280.20	Pier D06 Bored Pile D06-6	0	31-Oct-11 A	18-Nov-11 A
1012-1280.30	Pier D06 Bored Pile D06-5	17	19-Nov-11 A	09-Dec-11
1012-1280.40	Pier D06 Bored Pile D06-2	18	10-Dec-11	30-Dec-11
1012-1280.50	Pier D06 Bored Pile D06-4	18	31-Dec-11	20-Jan-12
1012-1280.60	Pier D06 Bored Pile D06-3	18	21-Jan-12	14-Feb-12
1012-1290.10	Pier D05 Bored Pile D05-2	9	10-Nov-11 A	30-Nov-11
1012-1290.20	Pier D05 Bored Pile D05-1	18	01-Dec-11	21-Dec-11
10.1.3 - E/B Bridge Construction				
Bridge D3				
1013-1000	Design & Procurement of Launching Girder	75	20-Jan-12	23-Apr-12
14 - SECTION 14 OF THE WORKS				
14.1 - Soft Landscape				
1410-1000	Transplant. of ex. Trees to Nursery & upkeep	1515	31-Dec-11	17-Jan-17

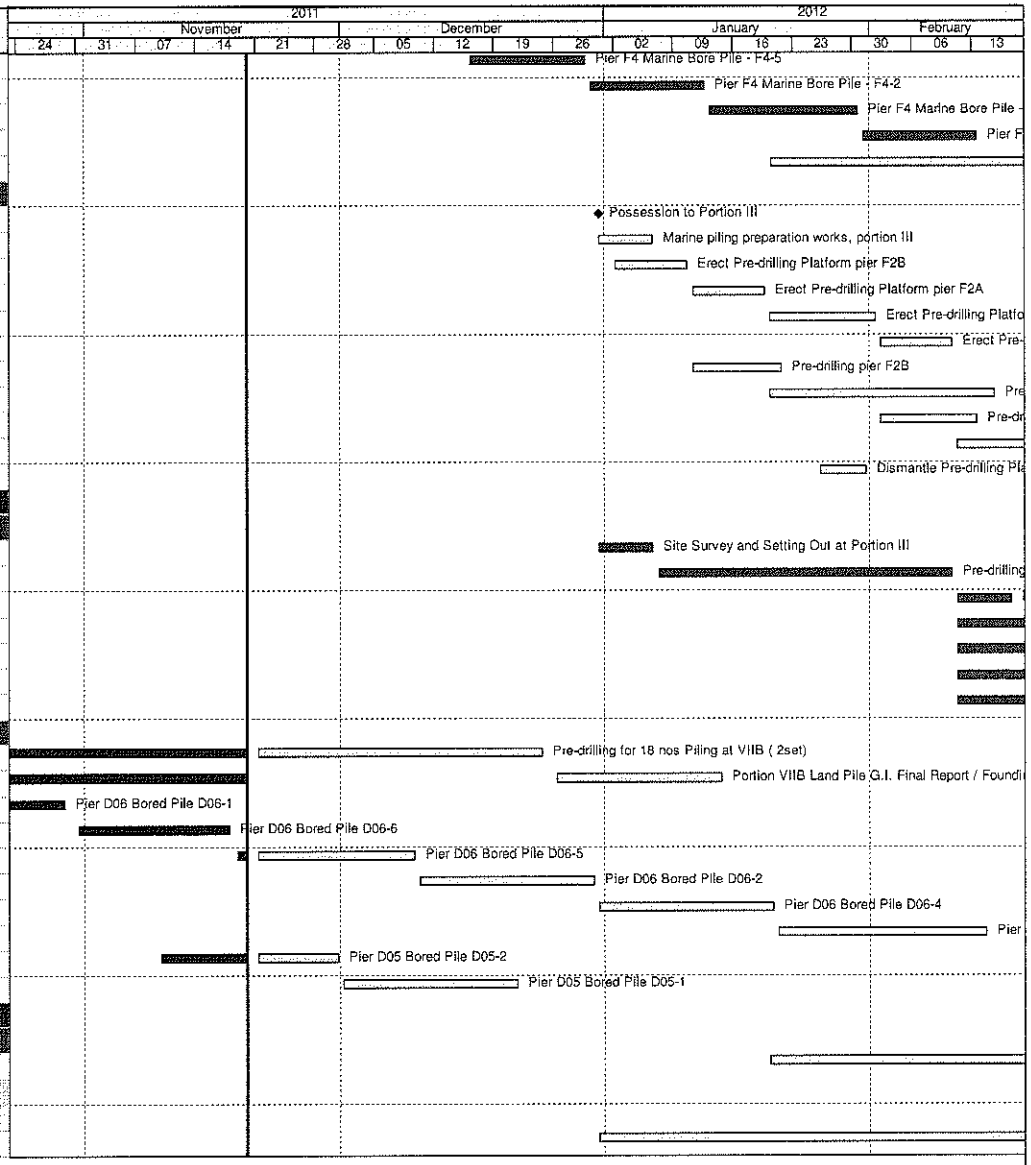

Remaining Level of Effort
Actual Level of Effort
Actual Work
Remaining Work
Critical Remaining Work
Milestone

Contract HY/2009/19

Three Month Rolling Programme (21 NOV 2011 - 20 FEB 2012)

3MRP

3MRP - Nov 2011 to Feb 2012

Contract No. HK/2008/01
Wan Chai Development Phase II - Central Wan Chai Bypass - Central - Wan Chai Bypass at HKCEC
Working Programme for Diaphragm Wall Construction Works

Activity Description	Start	Finish
Management organization of Main Construction Companies	18/5/11	18/5/11
Work schedule and location plans	12/7/11	12/7/11
Noise Management Plan	9/6/11	9/6/11
Landscape Plan	10/8/11	10/8/11
Stage 1		
Diaphragm Wall Construction	25/8/11	31/1/12
Excavation Works	12/12/11	3/2/12
CWB + SCL Structural Works	19/12/11	29/2/12
Stage 2		
Diaphragm Wall Construction	7/5/12	1/11/12
Excavation Works	23/11/12	2/7/13
CWB + SCL Structural Works	12/3/13	24/3/14
Stage 3		
Diaphragm Wall Construction	16/5/14	3/7/14
Excavation Works	23/7/14	9/10/14
CWB + SCL Structural Works	30/7/14	12/12/14
Misc. Works		
CWB Associated Facilities and Backfilling to Formation	29/10/14	17/4/15



Last Updated on: 6-Aug-2011

Wan Chai Development Phase II - Central - Wan Chai Bypass at Wan Chai East CONTRACT HK/2009/02

CHUN WO - CRGL JV

Wan Chai Development Phase II - Central - Wan Chai Bypass at Wan Chai East

Expanded and More Detailed Initial Works Programme

Activity ID	Activity Name	OD	Start	Finish	% Complete
Section IX B Works - Central - Wan Chai Bypass Tunnel Structure from chainage 3400 to eastern tunnel					
Tunnel Portion 1					
S9B-T1-0005	Tunnel portion 1 Predrill & guide wall	10	18-Feb-11	13-Apr-11	40%
S9B-T1-0007	Tunnel Portion 1 Bored Piling works	105	09-Feb-11	08-Aug-11	0%
S9B-T1-0010	Tunnel portion 1 diaphragm wall works	105	26-Apr-11	27-Aug-11	0%
S9B-T1-0015	Tunnel portion 1 Pump Test and demobilization of Silos equipments	35	20-Aug-11	30-Sep-11	0%
S9B-T1-0020	Tunnel portion 1 ELSW excavation	130	03-Oct-11	07-Mar-12	0%
S9B-T1-0030	Tunnel portion 1 structure construction	100	08-Mar-12	09-Jul-12	0%
S9B-T1-0040	Tunnel portion 1 backfilling and ELSW removal	54	10-Jul-12	10-Sep-12	0%
Tunnel Portion 2					
S9B-T1-0105	Tunnel portion 2 Predrill & guide wall	10	02-Aug-12	13-Aug-12	0%
S9B-T2-0010	Tunnel portion 2 diaphragm wall and bored pile works	100	14-Aug-12	10-Dec-12	0%
S9B-T2-0015	Tunnel portion 2 Pump Test	14	03-Dec-12	18-Dec-12	0%
S9B-T2-0020	Tunnel portion 2 ELSW excavation	80	11-Dec-12	19-Mar-13	0%
S9B-T2-0030	Tunnel portion 2 structure construction	100	20-Mar-13	22-Jul-13	0%
S9B-T2-0040	Tunnel portion 2 backfilling and ELSW removal	80	23-Jul-13	25-Oct-13	0%
Tunnel Portion 3					
S9B-T3-0005	HEC 132kv diversion at Wan Shing Street Completed	0	01-Apr-12*		0%
S9B-T3-0008	Tunnel portion 3 Predrill & guide wall	20	02-Oct-12	25-Oct-12	0%
S9B-T3-0010	Remaining diaphragm wall, bored piles and temporary pipe pile wall at tunnel portion 3	50	26-Oct-12	22-Dec-12	0%
S9B-T3-0015	Tunnel portion 3 Pump Test	30	15-Dec-12	22-Jan-13	0%
S9B-T3-0020	Tunnel portion 3 ELSW excavation	30	15-Jan-13	20-Feb-13	0%
S9B-T3-0030	Tunnel portion 3 structure construction	60	21-Feb-13	06-May-13	0%
S9B-T3-0040	Tunnel portion 3 backfilling and ELSW removal	30	07-May-13	11-Jun-13	0%
Tunnel Portion 4					
S9B-T4-0005	Tunnel portion 4 Predrill & guide wall for section not at approach ramp	21	30-Aug-12	22-Sep-12	0%
S9B-T4-0010	Diaphragm wall and bored pile for steel bridge no.1 above tunnel portion 4	40	24-Sep-12	10-Nov-12	0%
S9B-T4-0020	Diaphragm wall & bored pile works at tunnel portion 4 (section not at approach ramp)	420	11-Sep-12	06-Feb-14	0%
S9B-T4-0025	Tunnel portion 4 Predrill & guide wall (for section at approach ramp)	5	23-Dec-13	30-Dec-13	0%
S9B-T4-0030	Diaphragm wall works for remaining area of tunnel portion 4 (for section at approach ramp)	30	31-Dec-13	06-Feb-14	0%
S9B-T4-0035	Tunnel portion 4 Pump Test	14	28-Jan-14	14-Feb-14	0%
S9B-T4-0040	Tunnel portion 4 ELSW excavation	60	07-Feb-14	19-Apr-14	0%
S9B-T4-0050	Tunnel portion 4 structure construction	110	22-Apr-14	01-Sep-14	0%
S9B-T4-0060	Tunnel portion 4 backfilling and ELSW removal	60	02-Sep-14	13-Nov-14	0%
Section X Works - Central - Wan Chai Bypass Tunnel Structure from western tunnel to chainage 3400					
Tunnel Portion 5					
S10-T5-0005	Tunnel portion 5 Predrill & guide	21	23-Dec-14	19-Jan-15	0%
S10-T5-0010	Tunnel portion 5 diaphragm wall & bored pile works	110	20-Jan-15	04-Jun-15	0%
S10-T5-0015	Tunnel portion 5 pump test	14	13-Jun-15	30-Jun-15	0%
S10-T5-0020	Tunnel portion 5 tunnel ELSW excavation	45	04-Jul-15	25-Aug-15	0%
S10-T5-0030	Tunnel portion 5 tunnel structure construction	90	26-Aug-15	11-Dec-15	0%
Tunnel Portion 6					
S10-T6-0040	Tunnel portion 6 Predrill & guide	12	24-Apr-15	08-May-15	0%
S10-T6-0050	Tunnel portion 6 diaphragm wall & bored pile works at Area 10	45	09-May-15	03-Jul-15	0%
S10-T6-0055	Tunnel portion 6 pump test	14	25-Jun-15	11-Jul-15	0%
S10-T6-0060	Tunnel portion 6 tunnel ELSW excavation at Area 10	45	04-Jul-15	25-Aug-15	0%
S10-T6-0070	Tunnel portion 6 tunnel structure construction at Area 10	58	26-Aug-15	04-Nov-15	0%

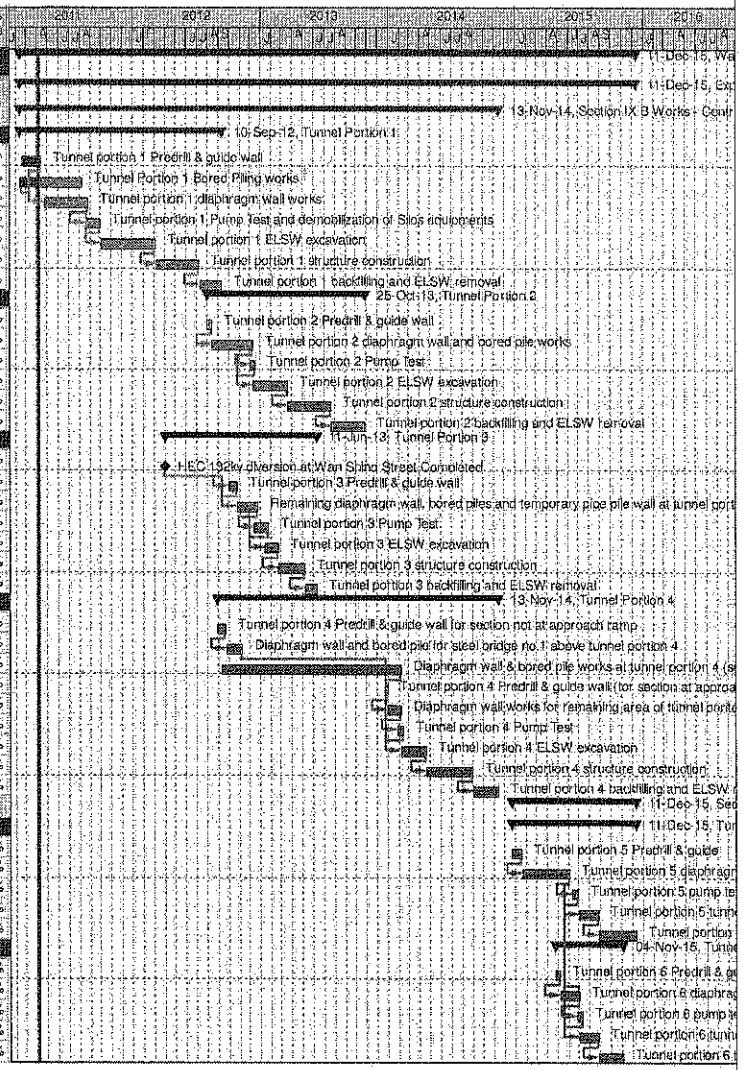

Remaining Level of Effort	◆ Milestone
Actual Level of Effort	Summary
Actual Work	
Remaining Work	
Critical Remaining Work	

後和－中國中鐵聯營
CHUN WO - CRGL JOINT VENTURE

CEDD CONTRACT NO. HK/2009/02

Wan Chai Development Phase II - Central Wan Chai Bypass at Wan Chai East (Contract 2)

Revised Programme dated 7 April 2011

Date	Revision	Checked	Approved
07-Apr-11		KT	KY