CONTRACT NO: HK/2011/07

WANCHAI DEVELOPMENT PHASE II AND CENTRAL WANCHAI BYPASS SAMPLING, FIELD MEASUREMENT AND TESTING WORK (STAGE 2)

ENVIRONMENTAL PERMIT NO. EP-364/2009/A, FURTHER EVIRONMENTAL PERMIT NOS. FEP-01/364/2009, FEP-02/364/2009, FEP-03/364/2009, FEP-05/364/2009/A, FEP-06/364/2009/A AND FEP-07/364/2009/A

MONTHLY ENVIRONMENTAL MONITORING & AUDIT REPORT

- APRIL 2012 -

CLIENTS:

Civil Engineering and Development Department

and

Highways Department

PREPARED BY:

Lam Geotechnics Limited

11/F Centre Point
181-185 Gloucester Road,
Wanchai, H.K.

Telephone: (852) 2882-3939
Facsimile: (852) 2882-3331
E-mail: info@lamenviro.com
Website: http://www.lamenviro.com

CERTIFIED BY:

Raymond Dai
Environmental Team Leader

DATE:

9 May 2012

ENVIRON

Ref.: AACWBIECEM00_0_2721L.12 9 May 2012

By Post and Fax (2691 2649)

AECOM Asia Company Limited
8/F, Tower 2
Grand Central Plaza
138 Shatin Rural Committee Road,
Shatin, New Territories,
Hong Kong

Attention: Mr. Kelvin CHENG

Dear Sir,

Re: Wan Chai Development Phase II and Central-Wan Chai Bypass Monthly Environmental Monitoring and Audit Report (April 2012) for EP-364/2009/A, FEP-01/364/2009, FEP-02/364/2009, FEP-03/364/2009, FEP-05/364/2009/A, FEP-06/364/2009/A and FEP-07/364/2009/A

Reference is made to the Environmental Team's submission of the captioned Monthly Environmental Monitoring and Audit (EM&A) Report for April 2012 dated 9 May 2012.

Please be informed that we have no adverse comment on the captioned submission. We write to verify the captioned submission in accordance with Condition 3.4 in the captioned Environmental Permits.

Thank you very much for your kind attention and please do not hesitate to contact the undersigned should you have any queries.

Yours sincerely,

David Yeung
Independent Environmental Checker

c.c.	HyD	Mr. Jones Lai	by fax: 2714 5289
	CEDD	Mr. Patrick Keung	by fax: 2577 5040
	AECOM	Mr. Francis Leong / Mr. Stephen Lai	by fax: 2691 2649
	Lam	Mr. Raymond Dai	by fax: 2882 3331

Q:\Projects\AACWBIECEM00\Corr\AACWBIECEM00_0_2721L.12.doc

ENVIRON

Ref.: AACWBIECEM00_0_2721L.12 9 May 2012

By Post and Fax (2691 2649)

AECOM Asia Company Limited
8/F, Tower 2
Grand Central Plaza
138 Shatin Rural Committee Road,
Shatin, New Territories,
Hong Kong

Attention: Mr. Kelvin CHENG

Dear Sir,

Re: Wan Chai Development Phase II and Central-Wan Chai Bypass Monthly Environmental Monitoring and Audit Report (April 2012) for EP-364/2009/A, FEP-01/364/2009, FEP-02/364/2009, FEP-03/364/2009, FEP-05/364/2009/A, FEP-06/364/2009/A and FEP-07/364/2009/A

Reference is made to the Environmental Team's submission of the captioned Monthly Environmental Monitoring and Audit (EM&A) Report for April 2012 dated 9 May 2012.

Please be informed that we have no adverse comment on the captioned submission. We write to verify the captioned submission in accordance with Condition 3.4 in the captioned Environmental Permits.

Thank you very much for your kind attention and please do not hesitate to contact the undersigned should you have any queries.

Yours sincerely,

David Yeung
Independent Environmental Checker

c.c.	HyD	Mr. Jones Lai	by fax: 2714 5289
	CEDD	Mr. Patrick Keung	by fax: 2577 5040
	AECOM	Mr. Francis Leong / Mr. Stephen Lai	by fax: 2691 2649
	Lam	Mr. Raymond Dai	by fax: 2882 3331

Q:\Projects\AACWBIECEM00\Corr\AACWBIECEM00_0_2721L.12.doc

TABLE OF CONTENTS

EXECUTIVE SUMMARY 4

1. INTRODUCTION 9

1.1 Scope of the Report 9
1.2 Structure of the Report 9

2. PROJECT BACKGROUND 11

2.1 Background 11
2.2 Scope of the Project and Site Description 11
2.3 Division of the Project Responsibility 12
2.4 Project Organization and Contact Personnel 13

3. STATUS OF REGULATORY COMPLIANCE 19

3.1 Status of Environmental Licensing and Permitting under the Project 19

4. MONITORING REQUIREMENTS 28

4.1 Noise Monitoring 28
4.2 Air Monitoring 29

5. MONITORING RESULTS 32

5.1 Noise Monitoring Results 32
5.2 Real Time Noise Monitoring Results 35
5.3 Air Monitoring Results 35
5.4 Waste Monitoring Results 39

6. COMPLIANCE AUDIT 42

6.1 Noise Monitoring 42
6.2 Real Time Noise Monitoring 42
6.3 Air Monitoring 43
6.4 Review of the Reasons for and the Implications of Non-compliance 43
6.5 Summary of action taken in the event of and follow-up on non-compliance 43

7. CUMULATIVE CONSTRUCTION IMPACT DUE TO THE CONCURRENT PROJECTS 43

8. ENVIRONMENTAL SITE AUDIT 45

9. COMPLAINTS, NOTIFICATION OF SUMMONS AND PROSECUTION 47

10. CONCLUSION 52

LIST OF TABLES

Table 2.1 Schedule 2 Designated Projects under this Project
Table 2.2 Details of Individual Contracts under the Project
Table 2.3 Contact Details of Key Personnel
Table 3.1 Summary of the current status on licences and/or permits on environmental protection pertinent to the Project
Table 3.2 Cumulative Summary of Valid Licences and Permits under Contract no. HY/2009/17
Table 3.3 Summary of submission status under FEP-03/364/2009
Table 3.4 Cumulative Summary of Valid Licences and Permits under Contract no. HK/2009/01
Table 3.5 Summary of submission status under FEP-02/364/2009
Table 3.6 Cumulative Summary of Valid Licences and Permits under Contract no. HK/2009/02
Table 3.7 Summary of submission status under FEP-01/364/2009
Table 3.8 Cumulative Summary of Valid Licences and Permits under Contract no. HY/2009/18
Table 3.9 Summary of submission status under FEP-05/364/2009/A
Table 3.10 Cumulative Summary of Valid Licences and Permits under Contract no. HY/2009/15
Table 3.11 Summary of submission status under FEP-06/364/2009/A
Table 3.12 Cumulative Summary of Valid Licences and Permits under Contract no. HY/2009/19
Table 3.13 Summary of submission status under FEP-07/364/2009/A
Table 4.1 Noise Monitoring Stations
Table 4.2 Real Time Noise Monitoring Stations
Table 4.3 Air Monitoring Stations
Table 5.1 Noise Monitoring Stations for Contract no. HY/2009/17
Table 5.2 Noise Monitoring Stations for Contract no. HY/2009/18
Table 5.3 Noise Monitoring Station for Contract no HK/2009/01 and HK/2009/02
Table 5.4 Noise Monitoring Stations for Contract no. HY/2009/15
Table 5.5 Noise Monitoring Stations for Contract no. HY/2009/19
Table 5.6 Real Time Noise Monitoring Stations for Contract no. HY/2009/17
Table 5.7 Real Time Noise Monitoring Stations for Contract no. HY/2009/19
Table 5.8 Air Monitoring Station for Contract no. HY/2009/17
Table 5.9 Air Monitoring Stations for Contract no. HY/2009/18
Table 5.10 Air Monitoring Station for Contract no. HK/2009/01
Table 5.11 Air Monitoring Station for Contract no. HK/2009/02
Table 5.12 Air Monitoring Station for Contract no. HY/2009/15
Table 5.13 Air Monitoring Stations for Contract no. HY/2009/19
Table 5.14 Details of Waste Disposal for Contract no. HY/2009/17
Table 5.15 Details of Waste Disposal for Contract no. HK/2009/01
Table 5.16 Details of Waste Disposal for Contract no. HK/2009/02
Table 5.17 Details of Waste Disposal for Contract no. HY/2009/18
Table 5.18 Details of Waste Disposal for Contract no. HY/2009/15
Table 5.19 Details of Waste Disposal for Contract no. HY/2009/19
Table 8.1 Summary of Environmental Inspections for Contract no. HY/2009/15
Table 8.2 Summary of Environmental Inspections for Contract no. HY/2009/18
Table 8.3 Summary of Environmental Inspections for Contract no. HY/2009/19
Table 8.4 Summary of Environmental Inspections for Contract no. HK/2009/01
Table 8.5 Summary of Environmental Inspections for Contract no. HK/2009/02
Table 9.1 Cumulative Statistics on Complaints
Table 9.2 Cumulative Statistics on Successful Prosecutions
Table 10.1 Summary of Key Construction Activities of Individual Contract(s) to be commenced in Coming Reporting Month

LIST OF FIGURES

Figure 2.1 Project Layout
Figure 2.2 Project Organization Chart
Figure 4.1 Locations of Environmental Monitoring Stations

LIST OF APPENDICES

Appendix 3.1 Environmental Mitigation Implementation Schedule
Appendix 4.1 Action and Limit Level
Appendix 4.2 Copies of Calibration Certificates
Appendix 5.1 Monitoring Schedule for Reporting Month and Coming month
Appendix 5.2 Noise Monitoring Results and Graphical Presentations
Appendix 5.3 Air Quality Monitoring Results and Graphical Presentations
Appendix 5.4 Real-time Noise Monitoring Results and Graphical Presentations
Appendix 6.1 Event Action Plans
Appendix 6.2 Notification of Exceedance
Appendix 9.1 Complaint Log
Appendix 10.1 Construction Programme of Individual Contracts

EXECUTIVE SUMMARY

i. This is the Environmental Monitoring and Audit (EM&A) Monthly Report – April 2012 specific for Environmental Permit no. EP-364/2009/A, Further Environmental Permit nos. FEP-01/364/2009, FEP-02-364/2009, FEP-03-364/2009, FEP-05/364/2009/A, FEP-06/364/2009/A and FEP-07/364/2009/A. The EM&A report is prepared by the Environmental Team (ET) employed under Contract No. HK/2011/07 – Wan Chai Development Phase II and Central Wanchai Bypass – Sampling, Field Measurement and Testing Works (Stage 2). This report presents the environmental monitoring findings and information recorded during the period March to April 2012. The cut-off date of reporting is at 27th of each reporting month.

ii. In the reporting month, the principal work activities of individual contracts are included as follows:

Contract no. HY/2009/17 - Central - Wan Chai Bypass (CWB) at FEHD Whitfield Depot - Advanced piling works under FEP-03/364/2009

- ELS works for basement construction for pile cap construction.

Contract no. HY/2009/18 - Central - Wan Chai Bypass (CWB) - Central Interchange under FEP-05/364/2009/A

- Trial Pit
- Instrumentation and monitoring works
- Drainage works
- Site investigation and pre-drilling works
- D-wall construction
- Sheet piling
- Grout curtain
- Tree Transplantation
- Earthwork
- Preparation works in existing tunnel
- Stitch coring
- Utilities bridge

Contract no. HK/2009/01 - Wan Chai Development Phase II - Central - Wan Chai Bypass at Hong Kong Convention and Exhibition Centre - Tunnel Works under FEP-02/364/2009

- Diaphragm wall construction works for SCL Protection Works
- Diaphragm wall construction works for CWB (Stage2)
- Pre-drilling works for CWB (Stage 2)
- Pre-bored H piling works for CWB (Stage 1)
- Pre-bored H piling works for exhaust duct have been installed and grouted.
- Pre-bored H piling works for SCL
- Installation of shoring system for chamber construction at north bank of HKCEC Water
- Channel works
- Excavation for CWB top slab

- Shear pin installation work for SCL Diaphragm wall
- Installation of dewatering well, recharging well, observation well and associated system for construction of CWB tunnel, SCL top slab and Exhaust duct at Stage 1.

Contract no. HK/2009/02 - Wan Chai Development Phase II - Central - Wan Chai Bypass at Wan Chai East (CWB Tunnel) under FEP-01/364/2009

- Deep excavation works were for western tunnel portion and for eastern tunnel portion

Contract no. HY/2009/15 - Central-Wanchai Bypass – Tunnel (Causeway Bay Typhoon Shelter Section) under FEP-06/364/2009/A

- Diaphragm wall construction works at TS4
- ELS works at TS1 and TPCWAE
- Cut and Cover Tunnel Construction at TS1
- Night time protection works at CHT
- Cut off wall preparation works at Hung Hing Road and POC

Contract no. HY/2009/19 - Central - Wanchai Bypass Tunnel (North Point Section) and Island Eastern Corridor Link under FEP-07/364/2009/A

- Road works at Watson Road
- Fabrication of bored piling platform
- Bored piling (Land)
- Ground contamination assessment
- Pre-drilling works for bored pile and Diaphragm wall
- D-wall Construction (North & South Section)
- Guide wall construction for D-wall / Barette at North side
- Construction works for Box Culvert T
- Marine Piling
- Preparing for pre-bored H-pile works for Culvert U

Noise Monitoring

iii. Due to adverse weather condition, the noise monitoring at the following stations were rescheduled
M4b: from 17 April 2012 to 20 April 2012
M5b: from 17 April 2012 to 20 April 2012
M6: from 17 April 2012 to 20 April 2012
M7e: from 17 April 2012 to 19 April 2012
M7w: from 17 April 2012 to 20 April 2012

iv. Noise monitoring during daytime was conducted at M1a - Harbour Road Sports Center; M2b - Noon-day gun area; M3a - Tung Lo Wan Fire Station; M4b - Victoria Center; M5b - City Garden, M6 - HK Baptist Church Henrietta Secondary School, M7e and M7w – International Finance Centre Eastern and Western End of Podium on a weekly basis.

v. 1 limit level exceedance was recorded at M6 – HK Baptist Church Henrietta Secondary School on 2 April 2012. After checking contractors' work schedules and investigation found

that traffic was the major noise sources contributed in the noise monitoring. The exceedance was considered as non-project related.

vi. 1 action level exceedance was recorded for HY/2009/15 as a complaint regarding noise impact was received on 5 April 2012.

vii. 1 action level exceedance was recorded for HY/2009/19 as a complaint regarding noise impact was received on 15 April 2012.

viii. 24-hour real time noise monitoring was conducted at RTN1 - FEHD Hong Kong Transport Section Whitefield Depot for the pilling works in FEHD Whitfield Depot and RTN2 – Tunnel (North Point Section) and Island Eastern Corridor Link. No action and limit level exceedance was recorded in the reporting period.

Air Monitoring

ix. Due to extension of site boundary by contractor of HY/2009/19, location of air monitoring station CMA1b – Oil Street Community Liaison Centre has been finely adjusted on 21 April 2012.

x. Due to lack of electricity supply, the 24-hr TSP monitoring at the following stations were rescheduled

CMA1b: from 25 Apr 2012 to 30 Apr 2012
CMA3a: from 16 and 20 Apr 2012 to 17 and 24 Apr 2012
MA1e: from 16 and 20 Apr 2012 to 17 and 21 Apr 2012

xi. The data for the rescheduled air monitoring for CMA1b, dated 30 April 2012, will be presented in the next monthly report (May 2012).

xii. 1-hour and 24-hour Total Suspended Particulates (TSP) monitoring were conducted at CMA1b - Oil Street Community Liaison Centre; CMA2a - Causeway Bay Community Center; CMA3a - CWB PRE Site Office Area; CMA4a – Society for the Prevention of Cruelty to Animals; CMA5a - Children Garden opposite to Pedestrian Plaza; MA1e and MA1w – International Finance Centre eastern and western wing on every six days basis. No action and limit level exceedance were recorded in the reporting period.

Complaints, Notifications of Summons and Successful Prosecutions

xiii. There were two environmental complaints regarding noise impact received on 5 and 15 April 2012. No further complaint was received after follow-up action and investigation in this reporting month.

Site Inspections and Audit

xiv. The Environmental Team (ET) conducted weekly site inspections for Contract no. HY/2009/15, HY/2009/17, HY/2009/18, HY/2009/19, HK/2009/01 and HK/2009/02 in this reporting period. The Contractors rectified major observations and recommendations made during the audit sessions. No non-conformance was identified during the site inspections.

Future Key Issues

xv. In the coming reporting month, the principal work activities of individual contracts are anticipated as follows:

Contract no. HY/2009/17 – Central – Wan Chai Bypass (CWB) at FEHD Whitfield Depot – Advanced piling works under FEP-03/364/2009

- ELS works for basement construction for pile cap construction.

Contract no. HY/2009/18 – Central – Wan Chai Bypass (CWB) – Central Interchange under FEP-05/364/2009/A

- Trial pit
- Instrumentation and monitoring works
- Drainage works
- Site investigation and pre-drilling works
- D-wall construction
- Sheet piling
- Grout curtain
- Tree Transplantation
- Earthworks
- Preparation works in existing tunnel
- Stitch coring
- Approach ramp structure works
- Top down slab
- Road works
- Tunnel works
- Excavation and Lateral Support

Contract no. HK/2009/01 – Wan Chai Development Phase II – Central – Wan Chai Bypass at Hong Kong Convention and Exhibition Centre – Tunnel Works under FEP-02/364/2009

- Diaphragm wall construction for CWB tunneling works at Stage2.
- Piling works for exhaust duct at Stage 1.
- Piling works for SCL Protection Works.
- Installation of dewatering system for construction of CWB tunnel, SCL top slab and Exhaust duct at Stage 1.
- Construction of CWB top slab.
- Construction of SCL top slab and exhaust duct at Stage 1.

Contract no. HK/2009/02 – Wan Chai Development Phase II – Central – Wan Chai Bypass at Wan Chai East (CWB Tunnel) under FEP-01/364/2009

- Continue deep excavation works for western tunnel portion and eastern tunnel portion.

Contract no. HY/2009/15 – Central-Wanchai Bypass – Tunnel (Causeway Bay Typhoon Shelter Section) under FEP-06/364/2009/A

- Diaphragm wall construction at TS4
- Cut and Cover Tunnel Construction at TS1 and TPCWAE
- Night time protection works at CHT

- Cut off wall preparation works at Hung Hing Road and POC

Contract no. HY/2009/19 – Central – Wanchai Bypass Tunnel (North Point Section) and Island Eastern Corridor Link under FEP-07/364/2009/A

- Road works at Watson Road
- Fabrication of bored piling platform
- Bored piling (Land)
- Ground contamination assessment
- Pre-drilling works for bored pile and Diaphragm wall
- D-wall Construction (North & South Section)
- Guide wall construction for D-wall / Barette at North side
- Construction works for Box Culvert T
- Marine Piling
- Construction of socket-H pile for Marine works
- Construction of pre-bored H-pile works for Culvert U

1 INTRODUCTION

1.1 Scope of the Report

1.1.1. Lam Geotechnics Limited (LGL) has been appointed to work as the Environmental Team (ET) under Environmental Permit no. EP-364/2009A and Further Environmental permit nos. FEP-01/364/2009, FEP-02/364/2009, FEP-03/364/2009, FEP-05/364/2009/A, FEP-06/364/2009/A and FEP-07/364/2009/A to implement the Environmental Monitoring and Audit (EM&A) programme as stipulated in the EM&A Manual of the approved Environmental Impact Assessment (EIA) Report for Wan Chai Development phase II and Central-Wan Chai Bypass (Register No.: AEIAR-125/2008) and in the EM&A Manual of the approved EIA Report for Central-Wan Chai Bypass and Island Eastern Corridor Link (Register No. AEIAR-014/2001).

1.1.2. This report presents the environmental monitoring and auditing work carried out in accordance to the Section 10.3 of EM&A Manual and "*Environmental Monitoring and Audit Requirements"* under Particular Specification Section 27.

1.1.3. This report documents the finding of EM&A works for Environmental Permit (EP) no. EP-364/2009/A, Further Environmental Permit (FEP) nos. FEP-01-364/2009, FEP-02/364/2009, FEP-03/364/2009, FEP-05/364/2009/A, FEP-06/364/2009/A and FEP-07/364/2009/A during the period March to April 2012. The cut-off date of reporting is at 27th of each reporting month.

1.2 Structure of the Report

Section 1 ***Introduction*** – details the scope and structure of the report.

Section 2 ***Project Background*** – summarizes background and scope of the project, site description, project organization and contact details of key personnel during the reporting period.

Section 3 ***Status of Regulatory Compliance*** – summarizes the status of valid Environmental Permits / Licenses during the reporting period.

Section 4 ***Monitoring Requirements*** – summarizes all monitoring parameters, monitoring methodology and equipment, monitoring locations, monitoring frequency, criteria and respective event and action plan and monitoring programmes.

Section 5 ***Monitoring Results*** – summarizes the monitoring results obtained in the reporting period.

Section 6 ***Compliance Audit*** – summarizes the auditing of monitoring results, all exceedances environmental parameters.

Section 7 ***Cumulative Construction Impact due to the Concurrent Projects*** – summarizes the relevant cumulative construction impact due to the concurrent

activities of the concurrent Projects.

Section 8 ***Site Inspection*** – summarizes the findings of weekly site inspections undertaken within the reporting period, with a review of any relevant follow-up actions within the reporting period.

Section 9 ***Complaints, Notification of summons and Prosecution*** – summarizes the cumulative statistics on complaints, notification of summons and prosecution

Section 10 ***Conclusion***

2 PROJECT BACKGROUND

2.1 Background

2.1.1. "Wan Chai Development phase II and Central-Wan Chai Bypass" and "Central-Wan Chai Bypass and Island Eastern Corridor Link" (hereafter called "the Project") are Designed Project (DP) under the Environmental Impact Assessment Ordinance (Cap. 499) (EIAO). The Environmental Impact Assessment (EIA) Reports for Central-Wan Chai Bypass and Island Eastern Corridor Link (Register No. AEIAR-041/2001) and Wan Chai Development phase II and Central-Wan Chai Bypass (Register No.: AEIAR-125/2008) have been approved on 31 August 2001 and 11 December 2008 respectively.

2.1.2. The key purpose of Wan Chai Development Phase II (WDII) is to provide land at Wan Chai North and North Point for construction of the Central-Wan Chai Bypass and Island Eastern Corridor Link (CWB). Land formed under the project will be developed as a world-class waterfront promenade joining that at the new Central waterfront for public enjoyment.

2.1.3. There is a compelling and present need for the CWB to provide relief to the very congested east-west Connaught Road Central/Harcourt Road / Gloucester Road Corridor (the Corridor) which is currently operating beyond its capacity. The CWB will provide relief to the existing congestion along the Corridor and cater for the anticipated growth of traffic on Hong Kong Island. Without the CWB and its access roads, there will not be sufficient capacity to serve the heavy traffic demands at both strategic and local levels.

2.2 Scope of the Project and Site Description

2.2.1. Design and Construction of Central – Wan Chai Bypass and Island Eastern Corridor Link under the Project involves the construction and operation of a trunk road and its road tunnel more than 800m in length between portals that is shown at ***Figure 2.1***.

2.2.2. The study area encompasses existing developments from Central to North Point. The scope of the Central-Wanchai Bypass (CWB) and Island Eastern Corridor Link (IECL) includes:

- A dual three-lane trunk road, approximately 4.5 km in length, and tunnel approximately 3.7 km in length defined from the connection with the existing Rumsey Street Flyover in Central, through to a connection with the existing Island Eastern Corridor to the east of the Causeway Bay Typhoon Shelter (CBTS);
- The Central Interchange near the Rumsey Street Flyover to provide road connections to the Central area;
- Tunnel control buildings and ventilation buildings;
- Slip roads to connect the CWB to the local road system in the Wan Chai North and Causeway Bay area;
- Associated road lighting, road signing, traffic control and surveillance system; and
- Other associated works.

2.2.3. The project also contains various Schedule 2 DPs that, under the EIAO, require Environmental Permits (Eps) to be granted by the DEP before they may be either constructed or operated. ***Table 2.1*** summarises the five individual DPs under this Project. ***Figure 2.1*** shows the locations of these Schedule 2 DPs.

Table 2.1 Schedule 2 Designated Projects under this Project

Item	Designated Project	EIAO Reference	Reason for inclusion
DP1	Central-Wanchai Bypass (CWB) including its road tunnel and slip roads	Schedule 2, Part I, A.1 and A.7	Trunk road and road tunnel more than 800 m in length
DP2	Road P2 and other roads which are classified as primary/district distributor roads	Schedule 2, Part I, A.1	Primary / district distributor roads
DP3	Reclamation works including associated dredging works	Schedule 2, Part I, C.1 and C.12	Reclamation more than 5 ha in size and a dredging operation less than 100 m from a seawater intake point
DP5	Wan Chai East Sewage Outfall	Schedule 2, Part I, F.5 and F.6	Submarine sewage pipelines with a total diameter more than 1,200 mm and include a submarine sewage outfall
DP6	Dredging for the Cross-harbour Water Mains from Wan Chai to Tsim Sha Tsui	Schedule 2, Part I, C.12	A dredging operation less than 100 m from a seawater intake point

2.3 Division of the Project Responsibility

2.3.1. Due to the multi-contract nature of the Project, there are a number of contracts sub-dividing the whole works area into different work areas to be commenced. Contractors of individual contracts will be required by the EP holder to apply Further Environmental Permits such that the impact monitoring stations are sub-divided accordingly to facilitate the implementation of EM&A programme and to streamline the EM&A reporting for individual FEP holders correspondingly.

2.3.2. In the reporting month, Central-Wanchai Bypass – Tunnel (Causeway Bay Typhoon Shelter Section) was commenced on 13 July 2011. The details of individual contracts are summarized in ***Table2.2***.

Table 2.2 Details of Individual Contracts under the Project

Contract No.	Contract Title	Associated DP(s)	Construction Commencement Date
HY/2009/17	Central – Wan Chai Bypass (CWB) at FEHD Whitfield Depot – Advanced piling works.	DP1	5 October 2010
HY/2009/18	Central – Wan Chai Bypass (CWB) – Central Interchange	DP1	21 April 2011
04/HY/2006	Reconstruction of Bus Terminus near Man Yiu Street and Man Kwong Street	DP1	September 2010 (Completed)
HK/2009/01	Wan Chai Development Phase II – Central – Wan Chai Bypass at Hong Kong Convention and Exhibition Centre – Tunnel Works	DP1, DP2	25 August 2011

Contract No.	Contract Title	Associated DP(s)	Construction Commencement Date
HK/2009/02	Wan Chai Development Phase II – Central – Wan Chai Bypass at Wan Chai East(CWB Tunnel)	DP1	26 April 2011
HY/2009/15	Central-Wanchai Bypass – Tunnel (Causeway Bay Typhoon Shelter Section)	DP1	13 July 2011
HY/2009/19	Central – Wanchai Bypass Tunnel (North Point Section) and Island Eastern Corridor Link	DP1	24 March 2011

2.4 Project Organization and Contact Personnel

2.4.1. Civil Engineering and Development Department and Highways Department are the overall project controllers for the Wan Chai Development Phase II and Central-Wan Chai Bypass respectively. For the construction phase of the Project, Project Engineer, Contractor(s), Environmental Team and Independent Environmental Checker are appointed to manage and control environmental issues.

2.4.2. The proposed project organization and lines of communication with respect to environmental protection works are shown in ***Figure 2.2***. Key personnel and contact particulars are summarized in ***Table 2.3***:

Table 2.3 Contact Details of Key Personnel

Party	Role	Post	Name	Contact No.	Contact Fax
AECOM	Engineer's Representative for WDII	Principal Resident Engineer	Mr. Frankie Fan	2587 1778	2587 1877
	Engineer's Representative for CWB	Principal Resident Engineer	Mr. Peter Poon	3922 8332	3529 2829
Lam Woo & CO., LTD.	Contractor under Contract no. HY/2009/17	Project Manager	Mr. K. S. Law	9090 1378	2566 7522
		Site Agent	Mr. Tony Au	9725 5874	2566 7522
		Sub Agent	Mr. Johnny Wong	9725 5870	2566 7522
Chun Wo – Leader Joint Venture	Contractor under Contract no. HK/2009/01	Joint Venture Board Representative	Mr. PL Yue	2162 9909	2634 1626
		Site Agent	Mr. Paul Yu	9456 9819	
		Sub Agent	Mr. Terry Wong	9757 9846	
		Construction Manager	Mr. Wyman Wong	9627 2467	
		Construction Manager	Mr. Jack Chu	9775 2467	
		Construction Manager	Mr KK Yuen	9498 1213	

Party	Role	Post	Name	Contact No.	Contact Fax
		Construction Manager	Mr. Andy Yu	9648 4896	
		Environmental Officer (Compliance Manager)	Mr. Andy Mak	9103 2370	
		Environmental Supervisor	Ms. Kiwi Chan	6227 8840	
		Environmental Supervisor	Mr. Yeung Sze King	9047 9952	
		Environmental Supervisor	Mr. Les Chow	6692 2423	
Chun Wo – CRGL Joint Venture	Contractor under Contract no. HK/2009/02	Site Agent	Mr. Chan Sing Cho	3658-3002	2827 9996
		Quality & Environmental Manager	Mr. C.P. Ho	3658-3000	
		Environmental Officer	Ms Flora Ng	3658-3064	
Chun Wo - CRGL - MBEC_Joint Venture	Contractor under Contract no. HY/2009/19	Project Manager	Mr. Rayland Lee	3758 8879	2570 8013
		Site Agent	Mr. Cheung Kit Cheung	6909 1555	
		Environmental Engineer	Mr. Simon Wong	9281 4346	
		Environmental Manager / Environmental Officer	Mr. M.H. Isa	9884 0810	
		Construction Manager (Marine)	William Luk	9610 1101	
		Construction Manager (Land)	Patrick Cheung	9643 3012	
		Operation Manager (Land)	Yung Kwok Wah	9834 1010	
Leighton Contractors (Asia) Limited	Contractor under Contract no. HY/2009/18	Site Agent	Mr. Brian Gillon	2214 7700	2140 6799
		Deputy Site Agent	Mr. Desmond Sze	2214 7703	
		Environmental Officer	Mr. Anfernee Chow	2214 7721	
		Environmental Supervisor	K. P. Lai	6461 4660	
		Environmental Supervisor	Ray Cheng	2214 7742	
		Environmental Supervisor	K. W. Lee	6461 4623	
China State	Contractor	Project Manager	Mr. M Y Wong	2823 7879	2566 2192

Party	Role	Post	Name	Contact No.	Contact Fax
Construction Engineering (HK) Ltd.	under Contract no. HY/2009/15	Site Manager	Mr. P.J. Fan	3557 6368	
		Contractor's Representative	Mr. David Lau	3557 6358	
		Head of construction	Mr. Roger Cheung	3557 6371	
		Environmental Officer	Mr. Daniel Sin	3557 6215	
		Environmental Supervisor	Mr. Kelven Yip	3557 6347	
		Environmental Supervisor	Mr. Tim Fung	3557 6349	
ENVIRON Hong Kong Limited	Independent Environmental Checker (IEC)	Independent Environmental Checker (IEC)	Mr. David Yeung	3743 0788	3548 6988
Lam Geotechnics Limited	Environmental Team (ET)	Environmental Team Leader (ETL)	Mr. Raymond Dai	2882 3939	2882 3331

2.4.3. In this reporting month, the principal work activities of individual contracts are included as follows:

Contract no. HY/2009/17 – Central – Wan Chai Bypass (CWB) at FEHD Whitfield Depot – Advanced piling works under FEP-03/364/2009

- ELS works for basement construction for pile cap construction.

Contract no. HY/2009/18 – Central – Wan Chai Bypass (CWB) – Central Interchange under FEP-05/364/2009/A

- Trial Pit
- Instrumentation and monitoring works
- Drainage works
- Site investigation and pre-drilling works
- D-wall construction
- Sheet piling
- Grout curtain
- Tree Transplantation
- Earthwork
- Preparation works in existing tunnel
- Stitch coring
- Utilities bridge

Contract no. HK/2009/01 – Wan Chai Development Phase II – Central – Wan Chai Bypass at Hong Kong Convention and Exhibition Centre – Tunnel Works under FEP-02/364/2009

- Diaphragm wall construction works for SCL Protection Works

- Diaphragm wall construction works for CWB (Stage2)
- Pre-drilling works for CWB (Stage 2)
- Pre-bored H piling works for CWB (Stage 1)
- Pre-bored H piling works for exhaust duct have been installed and grouted.
- Pre-bored H piling works for SCL
- Installation of shoring system for chamber construction at north bank of HKCEC Water
- Channel works
- Excavation for CWB top slab
- Shear pin installation work for SCL Diaphragm wall
- Installation of dewatering well, recharging well, observation well and associated system for construction of CWB tunnel, SCL top slab and Exhaust duct at Stage 1.

Contract no. HK/2009/02 – Wan Chai Development Phase II – Central – Wan Chai Bypass at Wan Chai East (CWB Tunnel) under FEP-01/364/2009

- Deep excavation works were for western tunnel portion and for eastern tunnel portion

Contract no. HY/2009/15 – Central-Wanchai Bypass – Tunnel (Causeway Bay Typhoon Shelter Section) under FEP-06/364/2009/A

- Diaphragm wall construction works at TS4
- ELS works at TS1 and TPCWAE
- Cut and Cover Tunnel Construction at TS1
- Night time protection works at CHT
- Cut off wall preparation works at Hung Hing Road and POC

Contract no. HY/2009/19 – Central – Wanchai Bypass Tunnel (North Point Section) and Island Eastern Corridor Link under FEP-07/364/2009/A

- Road works at Watson Road
- Fabrication of bored piling platform
- Bored piling (Land)
- Ground contamination assessment
- Pre-drilling works for bored pile and Diaphragm wall
- D-wall Construction (North & South Section)
- Guide wall construction for D-wall / Barette at North side
- Construction works for Box Culvert T
- Marine Piling
- Preparing for pre-bored H-pile works for Culvert U

2.4.4. In coming reporting month, the principal work activities of individual contracts are anticipated as follows:

Contract no. HY/2009/17 – Central – Wan Chai Bypass (CWB) at FEHD Whitfield Depot – Advanced piling works under FEP-03/364/2009

- ELS works for basement construction for pile cap construction.

Contract no. HY/2009/18 – Central – Wan Chai Bypass (CWB) – Central Interchange under FEP-05/364/2009/A

- Trial pit
- Instrumentation and monitoring works
- Drainage works
- Site investigation and pre-drilling works
- D-wall construction
- Sheet piling
- Grout curtain
- Tree Transplantation
- Earthworks
- Preparation works in existing tunnel
- Stitch coring
- Approach ramp structure works
- Top down slab
- Road works
- Tunnel works
- Excavation and Lateral Support

Contract no. HK/2009/01 – Wan Chai Development Phase II – Central – Wan Chai Bypass at Hong Kong Convention and Exhibition Centre – Tunnel Works under FEP-02/364/2009

- Diaphragm wall construction for CWB tunneling works at Stage2.
- Piling works for exhaust duct at Stage 1.
- Piling works for SCL Protection Works.
- Installation of dewatering system for construction of CWB tunnel, SCL top slab and Exhaust duct at Stage 1.
- Construction of CWB top slab.
- Construction of SCL top slab and exhaust duct at Stage 1.

Contract no. HK/2009/02 – Wan Chai Development Phase II – Central – Wan Chai Bypass at Wan Chai East (CWB Tunnel) under FEP-01/364/2009

- Continue deep excavation works for western tunnel portion and eastern tunnel portion.

Contract no. HY/2009/15 – Central-Wanchai Bypass – Tunnel (Causeway Bay Typhoon Shelter Section) under FEP-06/364/2009/A

- Diaphragm wall construction at TS4
- Cut and Cover Tunnel Construction at TS1 and TPCWAE
- Night time protection works at CHT
- Cut off wall preparation works at Hung Hing Road and POC

Contract no. HY/2009/19 – Central – Wanchai Bypass Tunnel (North Point Section) and Island Eastern Corridor Link under FEP-07/364/2009/A

- Road works at Watson Road
- Fabrication of bored piling platform

- Bored piling (Land)
- Ground contamination assessment
- Pre-drilling works for bored pile and Diaphragm wall
- D-wall Construction (North & South Section)
- Guide wall construction for D-wall / Barette at North side
- Construction works for Box Culvert T
- Marine Piling
- Construction of socket-H pile for Marine works
- Construction of pre-bored H-pile works for Culvert U

3 STATUS OF REGULATORY COMPLIANCE

3.1 Status of Environmental Licensing and Permitting under the Project

3.1.1. A summary of the current status on licences and/or permits on environmental protection pertinent to the Project is shown in ***Table 3.1***.

Table 3.1 Summary of the current status on licences and/or permits on environmental protection pertinent to the Project

Permits and/or Licences	Reference No.	Issued Date	Status
Environmental Permit	EP-356/2009	30 Jul 2009	Valid
Environmental Permit	EP-364/2009	17 Aug 2009	Superseded
Environmental Permit	EP-364/2009/A	4 Aug 2010	Valid
Environmental Permit	EP-376/2009	13 Nov 2010	Valid
Further Environmental Permit	FEP-01/356/2009	18 Feb 2010	Valid
Further Environmental Permit	FEP-02/356/2009	24 Mar 2010	Valid
Further Environmental Permit	FEP-03/356/2009	24 Mar 2010	Valid
Further Environmental Permit	FEP-04/356/2009	15 Nov 2010	Valid
Further Environmental Permit	FEP-01/364/2009	24 Mar 2010	Valid
Further Environmental Permit	FEP-02/364/2009	21 Apr 2010	Valid
Further Environmental Permit	FEP-03/364/2009	12 July 2010	Valid
Further Environmental Permit	FEP-04/364/2009/A	14 Oct 2010	Surrendered
Further Environmental Permit	FEP-05/364/2009/A	15 Nov 2010	Valid
Further Environmental Permit	FEP-06/364/2009/A	22 Nov 2010	Valid
Further Environmental Permit	FEP-07/364/2009/A	25 Feb 2011	Valid

3.1.2. Due to the multi-contract nature of the Project, the status of permits and/or licences under the individual contract(s) are presented as below:

<u>Contract no. HY/2009/17 – Central – Wan Chai Bypass (CWB) at FEHD Whitfield Depot – Advanced piling works under FEP-03/364/2009</u>

3.1.3. Summary of the current status on licences and/or permits on environmental protection pertinent and submission under FEP-03/364/2009 for contract no. HY/2009/17 showed in ***Table 3.2*** and ***Table 3.3***.

Table 3.2 Cumulative Summary of Valid Licences and Permits under Contract no. HY/2009/17

Permits and/or Licences	Reference No.	Issued Date	Valid Period/ Expiry Date	Status
Further Environmental Permit	FEP-03/364/2009	12 Jul 2010	N/A	Valid
Notification of Works Under APCO	319348	13 Jul 2010	N/A	Valid
Discharge Licence	WT00007212-2010	5 Aug 2010	5 Aug 2010 – 31 Aug 2015	Valid
Registration as a Waste Producer	5213-151-L2608-05	13 July 2010	N/A	Valid
Billing Account under Waste Disposal Ordinance	7010400	16 Mar 2010	N/A	Valid

Table 3.3 Summary of submission status under FEP-03/364/2009

EP Condition	Submission	Date of Submission
Condition 2.6	Management Organization of Main Construction Companies	18 September 2010
Conditions 2.7 and 2.8	Submission of works schedule and location plan	1 September 2010
Condition 2.9	Noise Management Plan	1 September 2010

Contract no. 04/HY/2006 – Reconstruction of Bus Terminus near Man Yiu Street and Man Kwong Street under FEP-04/364/2009/A

3.1.4. The construction works was completed, and the FEP was surrendered by the Contractor on 11 February 2011.

Contract no. HK/2009/01 – Wan Chai Development Phase II – Central – Wan Chai Bypass at Hong Kong Convention and Exhibition Centre – Tunnel Works under FEP-02/364/2009

3.1.5. Summary of the current status on licences and/or permits on environmental protection pertinent and submission under FEP-02/364/2009 for contract no. HK/2009/01 are shown in ***Table 3.4*** and ***Table 3.5***

Table 3.4 Cumulative Summary of Valid Licences and Permits under Contract no. HK/2009/01

Permits and/or Licences	Reference No.	Issued Date	Valid Period/ Expiry Date	Status
Further Environmental Permit	FEP-02/356/2009	24 Mar 2010	N/A	Valid
	FEP-02/364/2009	21 Apr 2010	N/A	Valid

Permits and/or Licences	Reference No.	Issued Date	Valid Period/ Expiry Date	Status
Notification of Works Under APCO	313088	6 Jan 2010	N/A	Valid
Construction Noise Permit (CNP) for non-piling equipment	GW-RE0716-11	28 Sept 2011	07 Oct 2011 to 29 Mar 2012	Expired on 29 Mar 2012
	GW-RS1031-11	02 Nov 2011	07 Nov 2011 to 05 May 2012	Valid
	GW-RS1094-11	23 Nov 2011	27 Nov 2011 to 26 May 2012	Valid
	GW-RS1221-11	30 Dec 2011	20 Jan 2012 to 19 Jul 2012	Valid
	GW-RS1227-11	30 Dec 2011	30 Dec 2011 to 26 Jul 2012	Cancelled
	GW-RS0038-12	16 Jan 2012	15 Jan 2012 to 12 Jul 2012	Cancelled
	GW-RS0158-12	24 Feb 2012	24 Feb 2012 to 23 Aug 2012	Valid
	GW-RS0181-12	24 Feb 2012	27 Feb 2012 to 23 Aug 2012	Valid
	GW-RS0213-12	28 Feb 2012	29 Feb 2012 to 27 Aug 2012	Valid
	GW-RS0225-12	02 Mar 2012	14 Mar 2011 to 13 Sep 2012	Valid
	GW-RS0227-12	02 Mar 2012	16 Mar 2011 to 15 Sep 2012	Valid
	GW-RE0174-12	05 Mar 2012	30 Mar 2012 to 29 Sep 2012	Valid
	GW-RS0312-12	28 Mar 2012	30 Mar 2012 to 29 Sep 2012	Valid
	GW-RS0314-12	29 Mar 2012	30 Mar 2012 to 25 Sep 2012	Cancelled
	GW-RS0356-12	03 Apr 2012	11 Apr 2012 to 29 Sep 2012	Valid
	GW-RS0394-12	16 Apr 2012	19 Apr 2012 to 12 Oct 2012	Valid
	GW-RS0440-12	26 Apr 2012	26 Apr 2012 to 30 Apr 2012	Expired
Discharge Licence	WT00006220-2010	18 Mar 2010	31 Mar 2015	Valid
	WT00009641-2011	24 Jul 2011	31 Jul 2016	Valid
Billing account under Waste Disposal Ordinance	7010069	21 Jan 2010	N/A	Valid
Registration as a Chemical Waste Producer	WPN5213-134-C3585-01	21 Jan 2010	N/A	Valid

Table 3.5 Summary of submission status under FEP-02/364/2009

EP Condition	Submission	Date of Submission

EP Condition	Submission	Date of Submission
Special Conditions, Clause 2.7 & 2.8	Works Schedule and Location Plan	18 May 2011
Special Conditions, Clause 2.6	Environmental Management Organization Chart	18 May 2011
Special Conditions, Clause 2.6	Commencement Date of Works	25 Jun 2011
Special Conditions, Clause 2.9	Noise Management Plan	10 Jun 2011

Contract no. HK/2009/02 – Wan Chai Development Phase II – Central – Wan Chai Bypass at Wan Chai East (CWB Tunnel) under FEP-01/364/2009

3.1.6. Summary of the current status on licences and/or permits on environmental protection pertinent and submission under FEP-01/364/2009 for contract no. HK/2009/02 are shown in ***Table 3.6*** and ***Table 3.7***.

Table 3.6 Cumulative Summary of Valid Licences and Permits under Contract no. HK/2009/02

Permits and/or Licences	Reference No.	Issued Date	Valid Period/ Expiry Date	Status
Further Environmental Permit	FEP-03/356/2009	24 Mar 2010	N/A	Valid
	FEP-01/364/2009	24 Mar 2010	N/A	Valid
Notification of Works Under APCO	313962	2 Feb 2010	N/A	Valid
Construction Noise Permit (CNP) for non-piling equipment	GW-RE0710-11	30 Sept 2011	1 Nov 2011 to 30 Apr 2012	Valid (Expired on 30 Apr 12)
	GW-RS0918-11	7 Oct 2011	10 Oct 2011 to 9 Apr 2012	Expired
	GW-RS0929-11	7 Oct 2011	10 Oct 2011 to 9 Apr 2012	Cancelled
	GW-RS0930-11	11 Oct 2011	1 Nov 2011 to 30 Apr 2012	Valid (Expired on 30 Apr 12)
	GW-RS0931-11	7 Oct 2011	10 Oct 2011 to 9 Apr 2012	Expired
	GW-RS0941-11	20 Oct 2011	23 Nov 2011 to 22 May 2012	Valid
	GW-RS0955-11	14 Oct 2011	23 Nov 2011 to 22 May 2012	Valid
	GW-RS0968-11	20 Oct 2011	18 Nov 2011 to 17 May 2012	Valid

Permits and/or Licences	Reference No.	Issued Date	Valid Period/ Expiry Date	Status
	GW-RS0983-11	24 Oct 2011	26 Oct 2011 to 23 April 2012	Cancelled
	GW-RS0984-11	25 Oct 2011	30 Oct 2011 to 27 April 2012	Expired on 27 Apr 2012
	GW-RS1028-11	3 Nov 2011	7 Dec 2011 to 6 June 2012	Valid
	GW-RS1052-11	18 Nov 2011	21 Nov 2011 to 18 May 2012	Valid
	GW-RS1111-11	28 Nov 2011	29 Nov 2011 to 28 May 2012	Valid
	GW-RS1116-11	28 Nov 2011	13 Dec 2011 to 12 June 2012	Valid
	GW-RS1209-11	3 Jan 2012	17 Jan 2012 to 16 July 2012	Valid
	GW-RS0037-12	19 Jan 2012	1 Feb 2012 to 31 July 2012	Valid
	GW-RS0051-12	19 Jan 2012	1 Feb 2012 to 31 July 2012	Valid
	GW-RS0052-12	19 Jan 2012	1 Feb 2012 to 30 April 2012	Valid (Expired on 30 Apr 12)
	GW-RS0086-12	30 Jan 2012	3 Feb 2012 to 2 Aug 2012	Valid
	GW-RS0105-12	3 Feb 2012	10 Feb 2012 to 9 Aug 2012	Valid
	GW-RS0153-12	17 Feb 2012	21 Feb 2012 to 20 Aug 2012	Valid
	GW-RS0233-12	6 Mar 2012	9 Mar 2012 to 8 Sept 2012	Cancelled
	GW-RS0255-12	14 Mar 2012	17 Mar 2012 to 15 Sept 2012	Valid
	GW-RE0283-12	5 Apr 2012	1 May 2012 to 30 Nov 2012	Valid
	GW-RS0298-12	22 Mar 2012	26 Mar 2012 to 25 June 2012	Valid
	GW-RS0301-12	20 Mar 2012	21 Mar 2012 to 20 Sept 2012	Valid
	GW-RS0303-12	26 Mar 2012	27 Mar 2012 to 27 Sept 2012	Valid
	GW-RS0341-12	3 Apr 2012	28 Apr 2012 to 27 Oct 2012	Valid
	GW-RS0348-12	3 Apr 2012	10 Apr 2012 to 9 Oct 2012	Valid
	GW-RS0380-12	12 Apr 2012	1 May 2012 to 31 Oct 2012	Valid
	GW-RS0388-12	13 Apr 2012	1 May 2012 to 31 Oct 2012	Valid
Construction Noise Permit (CNP) for piling equipment	PP-RS0007-12	27 Mar 2012	28 Mar 2012 to 27 Sept 2012	Valid
Discharge Licence	WT00006249-2010	22 Mar 2010	31 Mar 2015	Valid

Permits and/or Licences	Reference No.	Issued Date	Valid Period/ Expiry Date	Status
	WT00006436-2010	15 Apr 2010	30 Apr 2015	Valid
	WT00006673-2010	14 May 2010	31 Mar 2015	Valid
	WT00006757-2010	28 May 2010	31 May 2015	Valid
	WT00007129-2010	28 July 2010	31 Jul 2015	Valid
	WT00008982-2011	26 April 2011	30 April 2016	Valid
	WT00009691-2011	1 Aug 2011	31 July 2016	Valid
Billing Account under Waste Disposal Ordinance (Land)	7010255	10 Feb 2010	N/A	Valid
Registration as Chemical Waste Producer (Wan Chai)	WPN5213-135-C3593-01	10 Mar 2010	N/A	Valid
Registration as Chemical Waste Producer (TKO 137)	WPN5213-839-C3593-02	22 Sep 2010	N/A	Valid

Table 3.7 Summary of submission status under FEP-01/364/2009

EP Condition	Submission	Date of Submission
Special Conditions, Clause 2.7 & 2.8	Works Schedule and Location Plan	14 Jun 2011
Special Conditions, Clause 2.6	Environmental Management Organization Chart	14 Jun 2011
Special Conditions, Clause 2.6	Commencement Date of Works	21 Jun 2011
Special Conditions, Clause 2.9	Noise Management Plan (Revision A)	13 Jan 2012
Condition 2.11	Landscape Plan (Revision B)	21 Feb 2012
Condition 2.9	Noise Management Plan (Rev.A)	13 Jan 2012

<u>Contract no. HY/2009/18 – Central – Wan Chai Bypass (CWB) – Central Interchange under FEP-05/364/2009/A</u>

3.1.7. Summary of the current status on licences and/or permits on environmental protection pertinent and submission under FEP-05/364/2009A for contract no. HY/2009/18 are shown in Table 3.8 and Table 3.9.

Table 3.8 Cumulative Summary of Valid Licences and Permits under Contract no. HY/2009/18

Permit / Licence / Notification / Approval	Reference No.	Issued Date	Valid Period/ Expiry Date	Status
Further Environmental Permit	FEP-05/364/2009/A	15 Nov 2010	Permit issued	Valid
Notification of Works Under APCO	322293	07 Oct 2010	Notified	Valid
Construction Noise Permit (CNP) for non-piling equipment	GW-RS0993-11	28 Oct 2011	28 Oct 2011 – 25 Apr 2012	Expired on 25 Apr 2012
	GW-RS0261-12	09 Mar 2012	10 Mar 2012 – 09 Sep 2012	Valid
Discharge Licence	WT00008229-2011	13 Jan 2011	31 Jan 2016	Valid
Registration as a Waste Producer	WPN: 8335-121-L1048-04	17 Dec 2010	N/A	Registration completed
Billing Account under Waste Disposal Ordinance (Land)	Account No.: 7011587	11 Oct 2010	Account approved	Valid

Table 3.9 Summary of submission status under FEP-05/364/2009/A

EP Condition	Submission	Date of Submission
Condition 2.9	Noise Management Plan	01 March 2011
Condition 2.10	Landscape Plan (Rev. 5)	12 March 2012

<u>Contract no. HY/2009/15 – Central-Wanchai Bypass – Tunnel (Causeway Bay Typhoon Shelter Section) under FEP-06/364/2009/A</u>

3.1.8. Summary of the current status on licences and/or permits on environmental protection pertinent and submission under FEP-06/364/2009/A for contract no. HY/2009/15 are shown in ***Table 3.10*** and ***Table 3.11***

Table 3.10 Cumulative Summary of Valid Licences and Permits under Contract no. HY/2009/15

Permits and/or Licences	Reference No.	Issued Date	Valid Period/ Expiry Date	Status
Further Environmental Permit	FEP-04/356/2009	22 Nov 2010	N/A	Valid
	FEP-06/364/2009/A	22 Nov 2010	N/A	Valid
Notification of Works Under APCO	321822	24 Sep 2010	N/A	Valid

Permits and/or Licences	Reference No.	Issued Date	Valid Period/ Expiry Date	Status
Construction Noise Permit (CNP) for non-piling equipment	GW-RS1021-11	4 Nov 2011	10 Nov 2011 to 9 May 2012	Cancelled
	GW-RS1211-11	22 Dec 2011	24 Dec 2011 to 21 Jun 2012	Valid
	GW-RS0883-11	4 Oct 2011	5 Oct 2011to 4 Apr 2012	Expired on 4 Apr 2012
	GW-RS1149-11	7 Dec 2011	8 Dec 2011 to 7 Jun 2012	Cancelled
	GW-RS1138-11	7 Dec 2011	8 Dec 2011 to 21 May 2012	Cancelled
	GW-RS0997-11	2 Nov 2011	2 Nov 2011 to 2 May 2012	Valid
	GW-RS1021-11	4 Nov 2011	10 Nov 2011 to 9 May 2012	Cancelled
	GW-RS0150-12	22 Feb 2012	27 Feb 2012 to 24 Aug 2012	Cancelled
	GW-RS0094-12	1 Feb 2012	3 Feb 2012 to 31 Jul 2012	Valid
	GW-RS0330-12	29 Mar 2012	3 Apr 2012 to 21 Sep 2012	Valid
	GW-RS0328-12	30 Mar 2012	1 Apr 2012 to 22 Sep 2012	Valid
	GW-RS0190-12	28 Feb 2012	28 Feb 2012 to 11 Aug 2012	Valid
	GW-RS0249-12	10 Feb 2012	9 Mar 2012 to 31 Aug 2012	Valid
Registration as a Chemical Waste Producer	WPN: 5213-147-C1169-35	15 Nov 2010	N/A	Valid
Billing Account under Waste Disposal Ordinance	7011553	30 Sep 2010	27 Sep 2010 to 27 Jan 2016	Valid

Table 3.11 Summary of submission status under FEP-06/364/2009/A

EP Condition	Submission	Date of Submission
Condition 2.6	Management Organization of Main Construction Companies	11 Mar 2011
	Amendment for Management Organization of Main Construction Companies	16 May 2011
Condition 2.7	Works Schedule	15 Mar 2011
Condition 2.8	Location Plan	15 Mar 2011
Condition 2.23	Noise Management Plan	6 May 2011

<u>Contract no. HY/2009/19 – Central – Wanchai Bypass Tunnel (North Point Section) and Island Eastern Corridor Link under FEP-07/364/2009/A</u>

3.1.9. The current status on licences and/or permits on environmental protection pertinent and submission under FEP-07/364/2009/A for contract no. HY/2009/19 are shown in ***Table 3.12*** and ***Table 3.13***.

Table 3.12 Cumulative Summary of Valid Licences and Permits under Contract no. HY/2009/19

Permits and/or Licences	Reference No.	Issued Date	Valid Period/ Expiry Date	Status
Further Environmental Permit	FEP-07/364/2009/A	25 Feb 2011	N/A	Valid
Notification of Works Under APCO	326160	24 Jan 2011	N/A	Valid
Registration as a Waste Producer	7012306	10 Feb 2011	N/A	Valid
Registration as Chemical Waste Producer	5213-151-C3654-01	24 Mar 2011	N/A	Valid
Application for Vessel Disposal	7012306	21 July 2011	N/A	Valid
Construction Noise Permit (CNP)	GW-RS1097-11	22-Nov-11	07-May-12	Cancelled
	GW-RS0180-12	22-Feb-12 (Effective 27-Feb-12)	26-Aug-12	Valid
	GW-RS0028-12	18-Jan-12	17-Jun-12	Valid
	GW-RS0286-12	23-Mar-12 (Effective 27-Mar-12)	26-Sep-12	Valid
Water Discharge Licence	WT00010093-2011	31-Aug-11	30-Sep-16	Valid
	WT00010865-2011	3-Nov-11	30-Nov-16	Valid

Table 3.13 Summary of submission status under FEP-07/364/2009/A

EP Condition	Submission	Date of Submission
Condition 2.9	Noise Management Plan	02 Jun 2011
Condition 2.13	Landscape Plan	16 March 2012
Condition 2.9	Noise Management Plan(Rev.2)	28-Oct-11

4 Monitoring Requirements

4.1 Noise Monitoring

NOISE MONITORING STATIONS

4.1.1. The noise monitoring stations for the Project are listed and shown in ***Table 4.1*** and ***Figure 4.1***. ***Appendix 4.1*** shows the established Action/Limit Levels for the monitoring works.

Table 4.1 Noise Monitoring Stations

Station	Description
M1a	Harbour Road Sports Centre
M2b	Noon Gun Area
M3a	Tung Lo Wan Fire Station
M4b	Victoria Centre
M5b	City Garden
M6	HK Baptist Church Henrietta Secondary School
M7e	International Finance Centre (Eastern End of Podium)
M7w	International Finance Centre (Western End of Podium)

REAL TIME NOISE MONITORING STATIONS

4.1.2. Review of feasibility on the real time noise monitoring stations was conducted in July with IEC. Station, RTN1a, Tung Lo Wan fireboat Station was found not appropriate to be a monitoring station for monitoring the IECL Piling works and Demolition after visited.

4.1.3. The noise monitoring stations for the Project are listed and shown in ***Table 4.2*** and ***Figure 4.1***. ***Appendix 4.1*** shows the established Action/Limit Levels for the monitoring works.

Table 4.2 Real Time Noise Monitoring Stations

District	Station	Description
Tin Hau	RTN1	FEHD Hong Kong Transport Section Whitefield Depot
North Point	RTN2	Oil Street Community Liaison Centre

NOISE MONITORING PARAMETERS, FREQUENCY AND DURATION

4.1.4. The construction noise level shall be measured in terms of the A-weighted equivalent continuous sound pressure level (L_{eq}). $L_{eq\ (30\ minutes)}$ shall be used as the monitoring parameter for the time period between 0700 and 1900 hours on normal weekdays. For all other time periods, $L_{eq\ (5\ minutes)}$ shall be employed for comparison with the Noise Control Ordinance (NCO) criteria. Supplementary information for data auditing, statistical results such as L_{10} and L_{90} shall also be obtained for reference.

4.1.5. Noise monitoring shall be carried out at all the designated monitoring stations. The monitoring frequency shall depend on the scale of the construction activities. The following is an initial guide on the regular monitoring frequency for each station on a weekly basis when noise generating activities are underway:

- One set of measurements between 0700 and 1900 hours on normal weekdays.

4.1.6. Real time noise shall be carried out at the designated monitoring stations. The following is an initial guide on the regular monitoring frequency for each station on a 24 hours daily basis when noise generating activities are underway:

- One set of measurements between 0700 and 1900 hours on normal weekdays.
- One set of measurements between 1900 and 2300 hours on normal weekdays and 0700 and 2300 hours on public holidays.
- One set of measurements between 2300 and 0700 hours on next day on everyday.

4.1.7. If construction works are extended to include works during the hours of 1900 – 0700 as well as public holidays and Sundays, additional weekly impact monitoring shall be carried out during respective restricted hours periods. Applicable permits under NCO shall be obtained by the Contractor.

MONITORING EQUIPMENT

4.1.8. As referred to in the Technical Memorandum ™ issued under the NCO, sound level meters in compliance with the International Electrotechnical Commission Publications 651: 1979 (Type 1) and 804: 1985 (Type 1) specifications shall be used for carrying out the noise monitoring. Immediately prior to and following each noise measurement the accuracy of the sound level meter shall be checked using an acoustic calibrator generating a known sound pressure level at a known frequency. Measurements may be accepted as valid only if the calibration level from before and after the noise measurement agree to within 1.0 dB.

4.1.9. Noise measurements shall not be made in fog, rain, wind with a steady speed exceeding 5 m/s or wind with gusts exceeding 10 m/s. The wind speed shall be checked with a portable wind speed meter capable of measuring the wind speed in m/s.

4.1.10. The sound level meter shall be checked using an acoustic calibrator generating a known sound pressure level at a known frequency before deployment to the site and during each site visit. Measurements will be accepted as valid only if the calibration level from before and after the noise measurement agree to within 1.0 dB.

4.2 Air Monitoring

AIR QUALITY MONITORING STATIONS

4.2.1. The air monitoring stations for the Project are listed and shown in ***Table 4.3*** and ***Figure 4.1***.. ***Appendix 4.1*** shows the established Action/Limit Levels for the monitoring works.

Table 4.3 Air Monitoring Stations

Station ID	Monitoring Location	Description
CMA1b	Oil Street Community Liaison Centre	North Point (Re-commenced on 14 November 2011)
CMA2a	Causeway Bay Community Centre	Causeway Bay
CMA3a	CWB PRE Site Office *	Causeway Bay
CMA4a	Society for the Prevention of Cruelty to Animals	Wan Chai
CMA5a	Children Garden opposite to Pedestrian Plaza	Wan Chai
MA1e	International Finance Centre (Eastern End of Podium)	Central
MA1w	International Finance Centre (western End of Podium)	Central

Remarks: As per the ENPC meeting in March 2011, the monitoring stations CMA3a – Future CWB site office at Wanchai Waterfront Promenade was renamed as remark.

AIR MONITORING PARAMETERS, FREQUENCY AND DURATION

4.2.2. One-hour and 24-hour TSP levels should be measured to indicate the impacts of construction dust on air quality. The 24-hour TSP levels shall be measured by following the standard high volume sampling method as set out in the Title 40 of the Code of Federal Regulations, Chapter 1 (Part 50), Appendix B.

4.2.3. All relevant data including temperature, pressure, weather conditions, elapsed-time meter reading for the start and stop of the sampler, identification and weight of the filter paper, and any other local atmospheric factors affecting or affected by site conditions, etc., shall be recorded down in detail.

4.2.4. For regular impact monitoring, the sampling frequency of at least once in every six-days, shall be strictly observed at all the monitoring stations for 24-hour TSP monitoring. For 1-hour TSP monitoring, the sampling frequency of at least three times in every six-days should be undertaken when the highest dust impact occurs.

SAMPLING PROCEDURE AND MONITORING EQUIPMENT

4.2.5. High volume samplers (HVSs) in compliance with the following specifications shall be used for carrying out the 1-hour and 24-hour TSP monitoring:

- 0.6 – 1.7 m3 per minute adjustable flow range;
- Equipped with a timing / control device with +/- 5 minutes accuracy for 24 hours operation;
- Installed with elapsed-time meter with +/- 2 minutes accuracy for 24 hours operation;
- Capable of providing a minimum exposed area of 406 cm2;
- Flow control accuracy: +/- 2.5% deviation over 24-hour sampling period;
- Equipped with a shelter to protect the filter and sampler;

- Incorporated with an electronic mass flow rate controller or other equivalent devices;
- Equipped with a flow recorder for continuous monitoring;
- Provided with a peaked roof inlet;
- Incorporated with a manometer;
- Able to hold and seal the filter paper to the sampler housing at horizontal position;
- Easily changeable filter; and
- Capable of operating continuously for a 24-hour period.

4.2.6. Initial calibration of dust monitoring equipment shall be conducted upon installation and thereafter at bi-monthly intervals. The transfer standard shall be traceable to the internationally recognized primary standard and be calibrated annually. The concern parties such as IEC shall properly document the calibration data for future reference. All the data should be converted into standard temperature and pressure condition.

LABORATORY MEASUREMENT / ANALYSIS

4.2.7. A clean laboratory with constant temperature and humidity control, and equipped with necessary measuring and conditioning instruments to handle the dust samples collected, shall be available for sample analysis, and equipment calibration and maintenance. The laboratory should be HOKLAS accredited.

4.2.8. Filter paper of size 8” x 10” shall be labelled before sampling. It shall be a clean filter paper with no pinholes, and shall be conditioned in a humidity-controlled chamber for over 24-hours and be pre-weighed before use for the sampling.

4.2.9. After sampling, the filter paper loaded with dust shall be kept in a clean and tightly sealed plastic bag. The filter paper shall then be returned to the laboratory for reconditioning in the humidity controlled chamber followed by accurate weighing by an electronic balance with readout down to 0.1 mg. The balance shall be regularly calibrated against a traceable standard.

4.2.10. All the collected samples shall be kept in a good condition for 6 months before disposal.

4.2.11. Current calibration certificates of equipments are presented in ***Appendix 4.2***.

5.0 MONITORING RESULTS

5.0.1. The environmental monitoring will be implemented based on the division of works areas of each designed project managed under different contracts with separate FEP applied by individual contractors. Overall layout showing work areas of various contracts, latest status of work commencement and monitoring stations is shown in ***Figure 2.1*** and ***Figure 4.1***. The monitoring results are presented in according to the Individual Contract(s).

5.0.2. In the reporting month, the concurrent contracts are as follows:

- Contract no. HY/2009/15 – Central-Wanchai Bypass – Tunnel (Causeway Bay Typhoon Shelter Section) under FEP-06/364/2009/A
- Contract no. HY/2009/17 – Central – Wan Chai Bypass (CWB) at FEHD Whitfield Depot – Advanced piling works under FEP-03/364/2009
- Contract no. HY/2009/18 – Central – Wan Chai Bypass (CWB) – Central Interchange under FEP-05/364/2009/A
- Contract no. HY/2009/19 – Central – Wanchai Bypass Tunnel (North Point Section) and Island Eastern Corridor Link under FEP-07/364/2009
- Contract no. HK/2009/01 – Wan Chai Development Phase II – Central – Wan Chai Bypass at Hong Kong Convention and Exhibition Centre
- Contract no. HK/2009/02 Wan Chai Development Phase II – Central-Wan Chai Bypass at Wan Chai East

5.0.3. The environment monitoring schedules for reporting month and coming month are presented in ***Appendix 5.1***.

5.1 Noise Monitoring Results

5.1.1. Monitoring for report of review baseline noise level was performed from 11 April 2011 to 8 June 2011. Then the report was submitted on the 20 June 2011, verified by IEC on 18 July 2011 and was approved by ER by January 2012. The new baseline is used for the noise calculation of this reporting month starting from January 2012.

5.1.2. Due to adverse weather condition, the noise monitoring at the following stations were rescheduled

M4b: from 17 April 2012 to 20 April 2012
M5b: from 17 April 2012 to 20 April 2012
M6: from 17 April 2012 to 20 April 2012
M7e: from 17 April 2012 to 19 April 2012
M7w: from 17 April 2012 to 20 April 2012

Contract no. HY/2009/17 –Central – Wan Chai Bypass (CWB) at FEHD Whitfield Depot – Advanced piling works under FEP-03/364/2009

5.1.3. The proposed division of noise monitoring stations for Contract no. HY/2009/17 are summarized in ***Table 5.1*** below:

Table 5.1 Noise Monitoring Stations for Contract no. HY/2009/17

Station	Description
M4b	Victoria Centre

5.1.4. No action or limit level exceedance was recorded during daytime period in the reporting month. Noise monitoring results measured in this reporting period are reviewed and summarized. Details of noise monitoring results and graphical presentation can be referred in ***Appendix 5.2***.

Contract no. HY/2009/18 – Central – Wan Chai Bypass (CWB) – Central Interchange under FEP-05/364/2009/A

5.1.5. Noise monitoring for the Central Interchange works under contract no. HY/2009/18 was commenced on 22 April 2011.The proposed division of noise monitoring stations for Contract no. HY/2009/18 are summarized in ***Table 5.2*** below:

Table 5.2 Noise Monitoring Stations for Contract no. HY/2009/18

Station	Description
M7e	International Finance Centre (Eastern End of Podium)
M7w	International Finance Centre (Western End of Podium)

5.1.6. No action and limit level exceedance was recorded during daytime period in the reporting month.

5.1.7. Noise monitoring results measured in this reporting period are reviewed and summarized. Details of noise monitoring results and graphical presentation can be referred in ***Appendix 5.2***.

Contract no. HK/2009/01 – Wan Chai Development Phase II – Central – Wan Chai Bypass at Hong Kong Convention and Exhibition Centre – Tunnel Works under FEP-02/364/2009 and Contract no. HK/2009/02 – Wan Chai Development Phase II – Central – Wan Chai Bypass at Wan Chai East (CWB Tunnel) under FEP-01/364/2009

5.1.8. The commencement of construction works for Contract no. HK/2009/01 under FEP-02/364/2009 is on 25 August 2011 and HK/2009/02 under FEP-01/364/2009 is on 26 April 2011. The proposed division of noise monitoring stations are summarized in ***Table 5.3*** below.

Table 5.3 Noise Monitoring Station for Contract no HK/2009/01 and HK/2009/02

Station	Description
M1a	Harbour Road Sports Centre

5.1.9. No action or limit level exceedance was recorded in the reporting month. Noise monitoring results measured in this reporting period are reviewed and summarized. Details of noise monitoring results and graphical presentation can be referred in ***Appendix 5.2.***

Contract no. HY/2009/15 – Central-Wanchai Bypass – Tunnel (Causeway Bay Typhoon Shelter Section) under FEP-06/364/2009/A

5.1.10. The commencement of construction works for Contract no. HY/2009/15 under FEP-06/364/2009/A was on 13 July 2011. Noise monitoring was commenced on 13 July 2011. The proposed divisions of noise monitoring stations are summarized in ***Table 5.4*** below.

Table 5.4 Noise Monitoring Stations for Contract no. HY/2009/15

Station	Description
M2b	Noon Gun Area
M3a	Tung Lo Wan Fire Station

5.1.11. No limit level exceedance and one action level exceedance was recorded in the reporting month as a noise impact complaint was received on 5 April 2012.

5.1.12. Noise monitoring results measured in this reporting period are reviewed and summarized. Details of noise monitoring results and graphical presentation can be referred in ***Appendix 5.2***.

Contract no. HY/2009/19 – Central – Wanchai Bypass Tunnel (North Point Section) and Island Eastern Corridor Link under FEP-07/364/2009/A

5.1.13. Noise monitoring for the tunnel works under contract no. HY/2009/19 was commenced on 24 April 2011. The proposed division of noise monitoring stations are summarized in ***Table 5.5*** below.

Table 5.5 Noise Monitoring Stations for Contract no. HY/2009/19

Station	Description
M3a	Tung Lo Wan Fire Station
M4b	Victoria Centre
M5b	City Garden
M6	HK Baptist Church Henrietta Secondary School

5.1.14. One action level exceedance was recorded as a noise impact complaint was received on 15 April 2012.

5.1.15. One limit level exceedance was recorded on 2 April 2012 at M6 – HK Baptist Church Henrietta Secondary School in the reporting month.

5.1.16. Major traffic jam and no major work activities were observed during monitoring, the exceedances were considered as non-project related.

5.1.17. Noise monitoring results measured in this reporting period are reviewed and summarized. Details of noise monitoring results and graphical presentation can be referred in ***Appendix 5.2.*** Details of the Notification of Exceedance can be referred in ***Appendix 6.2***.

5.2 Real Time Noise Monitoring Results

5.2.1. No construction activity was conducted during nighttime period (2300 to 0700) in this reporting month.

Contract no. HY/2009/17 –Central – Wan Chai Bypass (CWB) at FEHD Whitfield Depot – Advanced piling works under FEP-03/364/2009 and Contract no. HY/2009/19 – Central – Wanchai Bypass Tunnel (North Point Section) and Island Eastern Corridor Link under FEP-07/364/2009/A

5.2.2. The proposed division of noise monitoring stations are summarized in ***Table 5.6*** below. Real time noise monitoring for the piling works under contract no. HY/2009/17 was commenced on 5 October 2010

Table 5.6 Real Time Noise Monitoring Stations for Contract no. HY/2009/17

Location ID	District	Description
RTN1	Tin Hau	FEHD Hong Kong Transport Section Whitefield Depot

Real time noise monitoring results and graphical presentation during night time period are for information only.

5.2.3. No action and limit level exceedance were recorded in the reporting period. Real time noise monitoring results measured in this reporting period are reviewed and summarized. Details of real time noise monitoring results and graphical presentation can be referred to ***Appendix 5.4 .***

5.2.4. The proposed division of noise monitoring stations are summarized in ***Table 5.7*** below. Real time noise monitoring for major construction works under contract no. HY/2009/19 was commenced on 24 April 2011.

Table 5.7 Real Time Noise Monitoring Stations for Contract no. HY/2009/19

Location ID	District	Description
RTN1	Tin Hau	FEHD Hong Kong Transport Section Whitefield Depot
RTN2	North Point	Oil Street Community Liaison Center

Real time noise monitoring results and graphical presentation during night time period are for information only.

5.2.5. No action and limit level exceedance were recorded in the reporting period. Real time noise monitoring results measured in this reporting period are reviewed and summarized. Details of

real time noise monitoring results and graphical presentation can be referred to ***Appendix 5.4 .***

5.3 Air Monitoring Results

5.3.1 Due to extension of site boundary by contractor of HY/2009/19, location of air monitoring station CMA1b – Oil Street Community Liaison Centre has been finely adjusted on 21 April 2012.

5.3.2 Due to lack of electricity supply, the 24-hr TSP monitoring at the following stations were rescheduled:

CMA1b: from 25 Apr 2012 to 30 Apr 2012
CMA3a: from 16 and 20 Apr 2012 to 17 and 24 Apr 2012
MA1e: from 16 and 20 Apr 2012 to 17 and 21 Apr 2012

5.3.3 The data for the rescheduled air monitoring for CMA1b, dated 30 April 2012, will be presented in the next monthly report (May 2012).

Contract no. HY/2009/17 –Central – Wan Chai Bypass (CWB) at FEHD Whitfield Depot – Advanced piling works under FEP-03/364/2009

5.3.4 The proposed division of air monitoring stations are summarized in ***Table 5.8*** below. Air monitoring for the piling works under contract no. HY/2009/17 was commenced on 8 October 2010.

Table 5.8 Air Monitoring Station for Contract no. HY/2009/17

Station	Description
CMA1b	Oil Street Community Liaison Centre
CMA2a	Causeway Bay Community Centre

5.3.5 No exceedance was recorded in the reporting month. Air quality monitoring results measured in this reporting period are reviewed and summarized. Details of air monitoring results and graphical presentation can be referred in ***Appendix 5.3***.

Contract no. HY/2009/18 – Central – Wan Chai Bypass (CWB) – Central Interchange under FEP-05/364/2009/A

5.3.6 Air monitoring for the Central Interchange works under contract no. HY/2009/18 was commenced on 21 April 2011.The proposed division of air monitoring stations are summarized in ***Table 5.9*** below.

Table 5.9 Air Monitoring Stations for Contract no. HY/2009/18

Station	Description
MA1e	International Finance Centre (Eastern End of Podium)
MA1w	International Finance Centre (Western End of Podium)

5.3.7 No exceedance was recorded in the reporting month. Air quality monitoring results measured in this reporting period are reviewed and summarized. Details of air monitoring results and graphical presentation can be referred in ***Appendix 5.3***.

Contract no. HK/2009/01 – Wan Chai Development Phase II – Central – Wan Chai Bypass at Hong Kong Convention and Exhibition Centre – Tunnel Works under FEP-02/364/2009

5.3.8 The commencement of construction works for Contract no. HK/2009/01 under FEP-02/364/2009 is on 25 August 2011. Air quality monitoring was commenced on 25 August 2011. The proposed division of air monitoring stations are summarized in ***Table 5.10*** below.

Table 5.10 Air Monitoring Station for Contract no. HK/2009/01

Station	Description
CMA5a	Children Playgrounds opposite to Pedestrian Plaza

5.3.9 No exceedance was recorded in the reporting month. Air quality monitoring results measured in this reporting period are reviewed and summarized. Details of air monitoring results and graphical presentation can be referred in ***Appendix 5.3***.

Contract no. HK/2009/02 – Wan Chai Development Phase II – Central – Wan Chai Bypass at Wan Chai East (CWB Tunnel) under FEP-01/364/2009

5.3.10 The commencement of construction works for HK/2009/02 under FEP-01/364/2009 is on 26 April 2011. The proposed division of air monitoring stations are summarized in ***Table 5.11*** below.

Table 5.11 Air Monitoring Station for Contract no. HK/2009/02

Station	Description
CMA4a	Society for the Prevention of Cruelty to Animals

5.3.11 No exceedance was recorded in the reporting month. Air quality monitoring results measured in this reporting period are reviewed and summarized. Details of air monitoring results and graphical presentation can be referred in ***Appendix 5.3***.

Contract no. HY/2009/15 – Central-Wanchai Bypass – Tunnel (Causeway Bay Typhoon Shelter Section) under FEP-06/364/2009/A

5.3.12 The commencement of construction works for Contract no. HY/2009/15 under FEP-06/364/2009/A was on 13 July 2011. Air quality monitoring was commenced on 14 July 2011. The proposed division of air monitoring stations are summarized in ***Table 5.12*** below.

Table 5.12 Air Monitoring Station for Contract no. HY/2009/15

Station	Description
CMA3a	CWB PRE Site Office

5.3.13 No exceedance was recorded in the reporting month. Air quality monitoring results measured in this reporting period are reviewed and summarized. Details of air monitoring results and graphical presentation can be referred in ***Appendix 5.3***.

Contract no. HY/2009/19 – Central – Wanchai Bypass Tunnel (North Point Section) and Island Eastern Corridor Link under FEP-07/364/2009/A

5.3.14 The proposed division of air monitoring stations are summarized in ***Table 5.13*** below. Air monitoring for the tunnel works under contract no. HY/2009/19 was commenced on 26 April 2011.

Table 5.13 Air Monitoring Stations for Contract no. HY/2009/19

Station	Description
CMA1b	Oil St Community Liaison Centre
CMA2a	Causeway Bay Community Centre

5.3.15 No exceedance was recorded in the reporting month. Air quality monitoring results measured in this reporting period are reviewed and summarized. Details of air monitoring results and graphical presentation can be referred in ***Appendix 5.3***.

5.4 Waste Monitoring Results

Contract no. HY/2009/17 –Central – Wan Chai Bypass (CWB) at FEHD Whitfield Depot – Advanced piling works under FEP-03/364/2009

5.4.1. No Inert and non-inert C&D wastes were disposed in the reporting month. Details of the waste flow table are summarized in ***Table 5.14***

Table 5.14 Details of Waste Disposal for Contract no. HY/2009/17

Waste Type	Quantity this month, m^3	Cumulative Quantity-to-Date, m^3	Disposal / Dumping Grounds
Inert C&D materials disposed	NIL	NIL	N/A
Inert C&D materials recycled	NIL	1354.82	N/A
Non-inert C&D materials disposed	NIL	NIL	N/A
Non-inert C&D materials recycled	NIL	NIL	N/A
Chemical waste disposed	N/A	N/A	N/A

Contract nos. HK/2009/01 – Wan Chai Development Phase II – Central – Wan Chai Bypass at Hong Kong Convention and Exhibition Centre – Tunnel Works under FEP-02/364/2009

5.4.2. Inert and non-inert C&D wastes were disposed of in this reporting month. Details of the waste flow table are summarized in ***Table 5.15***.

Table 5.15 Details of Waste Disposal for Contract no. HK/2009/01

Waste Type	Quantity this month, m^3	Cumulative-to-Date, m^3	Disposal / Dumping Grounds
Inert C&D materials disposed	2156.53	18,696.62	TKO137, TM38
Inert C&D materials recycled	NIL	389.96	N/A
Non-inert C&D materials disposed	46.80	656.76	SENT Landfill
Non-inert C&D materials recycled	NIL	135,754	N/A
Chemical waste disposed	100	5,760	N/A

Contract no. HK/2009/02 – Wan Chai Development Phase II – Central – Wan Chai Bypass at Wan Chai East (CWB Tunnel) under FEP-01/364/2009

5.4.3. Inert C&D & non-inert C&D wastes were disposed of in this reporting month. Details of the waste flow table are summarized in ***Table 5.16***.

Table 5.16 Details of Waste Disposal for Contract no. HK/2009/02

Waste Type*	Quantity this month, m^3	Cumulative-to-Date, m^3	Disposal / Dumping Grounds
Inert C&D materials disposed	15,257	122,951	TKO137, TM 38
Inert C&D materials recycled	NIL	NIL	N/A
Non-inert C&D materials disposed	33	249	SENT Landfill
Non-inert C&D materials recycled	NIL	NIL	N/A
Chemical waste disposed (kg)	NIL	4,186	N/A

Remarks Contractor clarified and updated waste flow table for the reporting month of April

Contract no. HY/2009/18 – Central – Wan Chai Bypass (CWB) – Central Interchange under FEP-05/364/2009/A

5.4.4. Inert C&D and non-inert C&D waste was disposed of in this reporting month. Details of the waste flow table are summarized in ***Table 5.17***.

Table 5.17 Details of Waste Disposal for Contract no. HY/2009/18

Waste Type*	Quantity this month, m^3	Cumulative-to-Date, m^3	Disposal / Dumping Grounds
Inert C&D materials disposed	2577	20993.1	T.K.O. 137, TM 38
Inert C&D materials recycled	1066	4501.5	N/A
Non-inert C&D materials disposed	15.6	259.4	SENT Landfill
Non-inert C&D materials recycled	NIL	75	N/A
Chemical waste disposed (kg)	NIL	825	N/A

Remarks Contractor clarified and updated waste flow table for the reporting month of April

Contract no. HY/2009/15 – Central-Wanchai Bypass – Tunnel (Causeway Bay Typhoon Shelter Section) under FEP-06/364/2009/A

5.4.5. Inert & Non-inert C&D wastes were disposed of in this reporting month. Details of the waste flow table are summarized in ***Table 5.18***.

Table 5.18 Details of Waste Disposal for Contract no. HY/2009/15

Waste Type*	Quantity this month, m^3	Cumulative-to-Date, m^3	Disposal / Dumping Grounds
Inert C&D materials disposed	9,586.8	127,732	Tuen Mun Area 38
	32,285.9	33,178.4	TKO137 FB
Inert C&D materials recycled	2.9	415.9	HY/2009/11 ex-PCWA TS4
Non-inert C&D materials disposed	46.6	170.8	SENT Landfill
Non-inert C&D materials recycled	24	364	Xun Xiang Metalware Skylight Recycle (paper)
Chemical waste disposed	NIL	8000	Dunwell Group

Remarks Contractor clarified and updated waste flow table for the reporting month of January.

Contract no. HY/2009/19 – Central – Wanchai Bypass Tunnel (North Point Section) and Island Eastern Corridor Link under FEP-07/364/2009/A

5.4.6. Inert and Non-inert C&D wastes were disposed of in this reporting month. Details of the waste flow table are summarized in ***Table 5.19***.

Table 5.20 Details of Waste Disposal for Contract no. HY/2009/19

Waste Type*	Quantity this month, m^3	Cumulative-to-Date, m^3	Disposal / Dumping Grounds
Inert C&D materials disposed	23398.41	66496.38	N/A
Inert C&D materials recycled	NIL	1801.91	N/A
Non-inert C&D materials disposed	180.0	440.91	SENT Landfill
Non-inert C&D materials recycled	5.55	33.62	N/A
Chemical waste disposed	1.03	3.59	N/A

Remarks Contractor clarified and updated waste flow table for the reporting month of April

6 Compliance Audit

6.0.1. The Event Action Plan for construction noise, air qualities are presented in ***Appendix 6.1***.

6.1 Noise Monitoring

Contract no. HY/2009/17 –Central – Wan Chai Bypass (CWB) at FEHD Whitfield Depot – Advanced piling works under FEP-03/364/2009

6.1.1. No exceednace was recorded in the reporting month.

Contract no. HY/2009/18 – Central – Wan Chai Bypass (CWB) – Central Interchange under FEP-05/364/2009/A

6.1.2. No exceednace was recorded in the reporting month.

Contract no. HK/2009/01 – Wan Chai Development Phase II – Central – Wan Chai Bypass at Hong Kong Convention Exhibition Centre – Tunnel Works under FEP-02/364/2009

6.1.3. No exceednace was recorded in the reporting month.

Contract no. HK/2009/02 – Wan Chai Development Phase II – Central – Wan Chai Bypass at Wan Chai East (CWB Tunnel) under FEP-01/364/2009

6.1.4. No exceednace was recorded in the reporting month.

Contract no. HY/2009/15 – Central-Wanchai Bypass – Tunnel (Causeway Bay Typhoon Shelter Section) under FEP-06/364/2009/A

6.1.5. No limit level exceedance was recorded in the reporting month.

6.1.6. One action level exceedance was recorded in the reporting month as a complaint regarding noise impact was received on 5 April 2012.

Contract no. HY/2009/19 – Central – Wanchai Bypass Tunnel (North Point Section) and Island Eastern Corridor Link under FEP-07/364/2009/A

6.1.7. One action level exceedance was recorded in the reporting month as a complaint regarding noise impact was received on 15 April 2012.

6.1.8. One limit level exceedance was recorded at M6 – HK Baptist Church Henrietta Secondary School on 2 April 2012 in the reporting month. Investigation found that major traffic noise was contributed in the noise monitoring and not related to the Project.

Real Time Noise Monitoring

Contract no. HY/2009/17 – Central – Wan Chai Bypass (CWB) at FEHD Whitfield Depot – Advanced piling works under FEP-03/364/2009

6.1.9. No exceednace was recorded in the reporting month.

Contract no. HY/2009/19 – Central – Wanchai Bypass Tunnel (North Point Section) and Island Eastern Corridor Link under FEP-07/364/2009/A

6.1.10. No exceednace was recorded in the reporting month.

6.2 Air Monitoring

Contract no. HY/2009/17 – Central – Wan Chai Bypass (CWB) at FEHD Whitfield Depot – Advanced piling works under FEP-03/364/2009

6.2.1. No exceedance was recorded in the reporting month.

Contract no. HY/2009/18 – Central – Wan Chai Bypass (CWB) – Central Interchange under FEP-05/364/2009/A

6.2.2. No exceednace was recorded in the reporting month.

Contract no. HK/2009/01 – Wan Chai Development Phase II – Central – Wan Chai Bypass at Hong Kong Convention and Exhibition Centre – Tunnel Works under FEP-02/364/2009

6.2.3. No exceednace was recorded in the reporting month.

Contract no. HK/2009/02 – Wan Chai Development Phase II – Central – Wan Chai Bypass at Wan Chai East (CWB Tunnel) under FEP-01/364/2009

6.2.4. No exceednace was recorded in the reporting month.

Contract no. HY/2009/15 – Central-Wanchai Bypass – Tunnel (Causeway Bay Typhoon Shelter Section) FEP-06/364/2009/A

6.2.5. No exceednace was recorded in the reporting month.

Contract no. HY/2009/19 – Central – Wanchai Bypass Tunnel (North Point Section) and Island Eastern Corridor Link under FEP-07/364/2009/A

6.2.1 No exceednace was recorded in the reporting month.

6.3 Review of the Reasons for and the Implications of Non-compliance

6.3.1. There was no non-compliance from the site audits in the reporting period. The observations and recommendations made in each individual site audit session were presented in Section 8.

6.3.2. No project-related non-compliance from monitoring was recorded in the reporting month.

6.4 Summary of action taken in the event of and follow-up on non-compliance

6.4.1 There was no particular action taken since no project-related non-compliance was recorded from the site audits and environmental monitoring in the reporting period.

7 Cumulative Construction Impact due to the Concurrent Projects

7.0.1. According to Condition 3.4 of the EP-364/2009/A, this section addresses the relevant cumulative construction impact due to the concurrent activities of the current projects including the Central Reclamation Phase III (CRIII), Wan Chai Development Phase II (WDII), Central-WanChai Bypass (CWB), Island Eastern Corridor Link projects (IECL) and Wan Chai Development Phase II – Central – Wan Chai Bypass at Wan Chai East (CWB Tunnel).

7.0.2. Monthly EM&A report (March 2012) of Central Reclamation Phase III (CRIII) is outstanding in this reporting period, no cumulative construction impact due to the concurrent activities of the current projects with the Central Reclamation Phase III (CRIII) could be done.

7.0.3. According to the construction programme of Wan Chai Development Phase II, Central-Wan Chai Bypass and Island Eastern Corridor Link projects, the major construction activity under Wan Chai Development Phase II was marine works at HKCEC areas, cross-harbour Watermains, Fresh Watermains, Cooling Watermains and Salt Watermains Installations, tunnel works at Wan Chai East, seawall block construction, reclamation work and diaphragm wall construction at TS4; Diaphragm wall construction at TS1 and TPCWAE TCBR1W. Advanced piling works at FEHD Whitfield Depot, Central Interchange, and diaphragm wall construction at North Point area. The major environmental impact was water quality impact at Causeway Bay and Wan Chai. Land-based construction activity were advance filling works at TS4, Diaphragm wall construction at TS1 and TPCWAE TCBR1W, piling works at FEHD Whitfield Depot, Diaphragm wall at Central and North Point and tunnel works at Wan Chai East in the reporting month.

7.0.4. The major environmental impacts generated from advanced piling works at FEHD Whitfield Depot were undertaken and Diaphragm wall construction at Central and tunnel works at Wan Chai East, IECL and Causeway Bay typhoon shelter in the reporting month. No significant air, noise impact were anticipated in the reporting month. Besides, no Project-related exceedance was recorded during the environmental monitoring events in the reporting month. Thus, it is evaluated that the cumulative construction impact from the concurrent projects including Wan Chai Development Phase II was insignificant.

8 Environmental Site Audit

8.0.1. During this reporting month, weekly environmental site audits were conducted for Contracts no. HY/2009/15, HY/2009/17, HY/2009/18, HY/2009/19, HK/2009/01 and HK/2009/02. No non-conformance was identified during the site audits.

8.0.2. Four site inspections for Contract no. HY/2009/15 was carried out during this reporting period. The results of these inspections and outcomes are summarized in ***Table 8.1***.

Table 8.1 Summary of Environmental Inspections for Contract no. HY/2009/15

Date	Item	Observations	Action taken by Contractor	Outcome
3-Apr-12	120403_01	Treated sediment from sedimentation tank should be disposed of properly (TS1-waste water treatment plant)	Removal of sediment outlet pipe from sea and pumped sediment away.	Completion as observed on 10-Apr-12
3-Apr-12	120403_02	Oil drum should be stored properly. (TS1)	Provided drip trays for oil drums.	Completion as observed on 10-Apr-12
3-Apr-12	120403_03	Steps should be taken to prevent and minimize oil leakage from plants.	Tarpaulin sheet was placed under leaking plant.	Completion as observed on 10-Apr-12
10-Apr-12	120410_01	Plants and vehicles should be better maintained to avoid dark smoke. (TS1)	Better maintenance of plants and vehicles.	Completion as observed on 17-Apr-12
10-Apr-12	120410_02	Stockpile should be kept clear from seawall block (Temporary eastern seawall of TS4)	Removal of stockpile away from seawall block.	Completion as observed on 17-Apr-12
10-Apr-12	120410_03	Hole at sedimentation tank should be repaired (By seawall of TPCWAE)	Filled the hole of sedimentation tank.	Completion as observed on 17-Apr-12
10-Apr-12	120410_04	Breaking operations should be performed with spraying of water.	Spraying while breaking operations were in progress.	Completion as observed on 17-Apr-12
17-Apr-12	120417_01	Adequate drip trays should be provided for oil drums. (TPCWAE)	Provided drip trays for oil drums.	Completion as observed on 24-Apr-12
17-Apr-12	120417_02	Regular maintenance should be performed for the sedimentation tank to avoid overflow and overload. (TS1)	Removed excess sediment from sedimentation tank.	Completion as observed on 24-Apr-12
17-Apr-12	120417_03	Oil stains should be removed as chemical waste and preventive actions should be taken to avoid oil leakage. (TPCWAE)	Oil stains were removed as chemical waste.	Completion as observed on 24-Apr-12
24-Apr-12	120424_01	Muddy trail should be cleared up. (Gate of TS4, outside POC)	Cleared muddy trail.	Completion as observed on 3-May-12

8.0.3. Five site inspections for Contract no. HY/2009/18 was carried out during this reporting period. The results of these inspections and outcomes are summarized in ***Table 8.2***.

Table 8.2 Summary of Environmental Inspections for Contract no. HY/2009/18

Item	Date	Observations	Action taken by Contractor	Outcome
120412_01	12-Apr-12	Noise barriers/ blankets should be used and fully erect for noisy activities.	Extra noise blankets were hanged up.	Completion as observed on 19-Apr-12.
120419_01	19-Apr-12	Stockpile should be covered with tarpaulin to avoid runoff into drainage.	Stockpile was covered up with tarpaulin.	Completion as observed on 26-Apr-12.
120426_01	26-Apr-12	Mud should be cleared from paved roads (Near CRIII site office)	Cleared mud from paved roads.	Completion as observed on 3-May-12
120426_02	26-Apr-12	Preventive actions should be taken to avoid runoff out of site area (Near CRIII site office)	Gaps at the bottom of hoarding was covered.	Completion as observed on 3-May-12

8.0.4. Five site inspections for Contract no. HY/2009/19 was carried out during this reporting period. The results of these inspections and outcomes are summarized in ***Table 8.3***.

Table 8.3 Summary of Environmental Inspections for Contract no. HY/2009/19

Item	Date	Observations	Action taken by Contractor	Outcome
120405_01	5-Apr-12	Effective drainage and treatment system should be provided to prevent runoff out of project site area. (portion 3, culvert-u, u-channels near Oil Street exit)	Improved drainage system and removed blockage inside drainage channels.	Completion as observed on 11-Apr-12
120405_02	5-Apr-12	Silt curtain should be better maintained to prevent floating (portion 3, culvert-u)	Maintenance of silt curtains.	Completion as observed on 11-Apr-12
120411_01	11-Apr-12	Drip tray and proper storage should be provided for oil drums. (Pier 37)	Provided drip trays for oil drums.	Completion as observed on 11-Apr-12
120411_02	11-Apr-12	Oil leakage and stains should be removed as chemical waste and not by washing with water.	Removal of oil stains and contaminated water as chemical waste.	Completion as observed on 18-Apr-12

8.0.5. Five site inspections for Contract no. HK/2009/01 was carried out during this reporting period. The results of these inspections and outcomes are summarized in ***Table 8.4***.

Table 8.4 Summary of Environmental Inspections for Contract no. HK/2009/01

Item	Date	Observations	Action taken by Contractor	Outcome
120328_01	28-Mar-12	Mud was observed on the site	Site hoarding was	Completion as

Item	Date	Observations	Action taken by Contractor	Outcome
		hoarding which is generated from BC-cutter.	cleaned.	observed on 3-Apr-12
120328_02	28-Mar-12	The water pipe is not connected to the water sedimentation tank. (萬麗酒店 nearby work front)	Connection of drainage pipe to sedimentation tank.	Completion as observed on 3-Apr-12
120403_01	3-Apr-12	The protection frame for the tree pit of tree (A162) was missing. (萬麗酒店外面)	The protection frame for the tree was provided.	Completion as observed on 11-Apr-12
120411_01	11-Apr-12	The accumulated water in the drip tray was observed. (Water channel)	Removal of accumulated water in drip trays.	Completion as observed on 20-Apr-12
120420_01	20-Apr-12	The exposed soil of the tree no. A162 should be surrounded by sandbags. (萬麗酒店 nearby work front)	Protection provided for exposed soil.	The exposed soil was still found to be unprotected on 2-May-12
120420_02	20-Apr-12	The construction materials on the plants should be removed. (Expo Drive East)	Removal of construction materials.	Completion as observed on 25-Apr-12
120425_01	25-Apr-12	The cement bags should be covered by tarpaulin sheet (Water Channel)	Covered cement bags with tarpaulin sheet.	Completion as observed on 2-May-12
120425_02	25-Apr-12	The exposed soil of the tree no. A160 should be surrounded by sandbags. (萬麗酒店 nearby work front)	Protection provided for exposed soil.	Completion as observed on 2-May-12

8.0.6. Five site inspections for Contract no. HK/2009/02 was carried out during this reporting period. The results of these inspections and outcomes are summarized in ***Table 8.5***.

Table 8.5 Summary of Environmental Inspections for Contract no. HK/2009/02

Item	Date	Observations	Action taken by Contractor	Outcome
120329_01	29-Mar-12	Drip tray was not provided for chemical containers. (WCRI)	Provided drip trays for chemical containers	Completion as observed on 5-Apr-12
120329_01	29-Mar-12	The stockpile was not covered by tarpaulin sheet. (Harbour Road)	Covered stockpile with tarpaulin sheet.	Completion as observed on 5-Apr-12
120405_01	5-Apr-12	Three sides enclosure for grouting plant was not covered completely. (WCRII)	Improved covering for grouting plant.	Completion as observed on 12-Apr-12
120405_02	5-Apr-12	The drip tray was not provided for the chemical containers. (Opposite to SPCA and WCRII)	Provided drip trays for chemical containers	Completion as observed on 12-Apr-12
120412_01	12-Apr-12	The water accumulated in the ground level inside the WSD pumping station.	Removal of accumulated water from WSD pumping station	Completion as observed on 18-Apr-12
120412_01	12-Apr-12	The water accumulated in the drip tray should be cleaned	Removal of accumulated	Completion as observed on 18-

Item	Date	Observations	Action taken by Contractor	Outcome
		regularly. (WCRI)	water from drip trays.	Apr-12
120412_01	12-Apr-12	The tarpaulin sheet for the transferal of sediment should be placed in a suitable location. (WCRI)	Placed the tarpaulin sheet in a better position.	Completion as observed on 18-Apr-12
120418_01	18-Apr-12	Dark smoke emission from Excavator (pc138) was observed. The filter for dust suppression should be cleaned regularly. (ex-pet garden)	Maintenance of excavator, and cleaning or replacing of filter.	Completion as observed on 26-Apr-12
120426_01	26-Apr-12	The bentonite bags should be covered by tarpaulin sheet (WCR1)	Covered bentonite bags with tarpaulin sheet.	Completion as observed on 3-May-12

8.0.7. Four site inspections for Contract no. HY/2009/17 were carried out during this reporting period. No observation was found in the reporting month.

9 COMPLAINTS, NOTIFICATION OF SUMMONS AND PROSECUTION

9.0.1. Two environmental complaints were received on 5 and 15 April 2012 in the reporting period.

9.0.2. A noise impact complaint was received by ET on 5 April 2012 (ICC Ref. No.: 1-349030623 dated 5 April 2012, forwarded by RSS). The complaint was reported by an anonymous complainant that excessive noise from construction sites of CBTS was observed daily before 7:30am except on public holidays, and the noise source was mainly from piling works. The complainant requested that construction works should start after 8:30am to avoid nuisance to nearby residents and a speedy follow-up and reply.

9.0.3. ET confirmed with the Resident Site Staff that no piling works were performed during the concerned period.

9.0.4. After reviewing the results of noise monitoring (M2b and M3a), no exceedance was recorded during daytime period and the noise level was below 75dB(A). Site inspection for HY/2009/15 was conducted on 10 April 2012. The condition of noise mitigation measures around CBTS was found satisfactory. RSS confirmed that no pilings were performed during the concerned period. The major works included drilling, diaphragm wall construction and excavations.

9.0.5. HyD made a reply to the complainant on 16 April 2012 via 1823. HyD replied that the current works at CBTS were drilling, diaphragm wall construction and deep excavations. In order to minimize the noise generated from the above works, the Contractor had erected temporary noise barriers and provided noise blankets on plants. RSS would continue to work with the Contractor on the effectiveness of the environmental mitigation measures implemented on site. No further complaint was received after the response.

9.0.6. A noise impact complaint was received by ET on 17 April 2012 (ICC Ref. No.: 1-351021108 dated 15 April 2012, forwarded by RSS). The complaint was reported by Ms. Law, a resident of Fu Lee Loy Mansion that noise generated from a HyD project that is located at the connection point of CWB and IEC affecting nearby residents. Lately during the middle of the night (around 00:00 to 05:00), low frequency noise, which possibly came from the operating power generator and the barges which were parked along the Oil Street work site, were making a nuisance to the complainant and residents nearby. The complainant requested that relevant department should follow-up.

9.0.7. ET confirmed with the Resident Site Staff that there was no operation of power generators for HY/2009/19 and HY/2009/17 (HY/2009/11 had no physical work on site) during the concerned period. Although there were a few barges mooring at the seafront of HY/2009/19, they were not in operation and hence no operational noise would be emitted.

9.0.8. After reviewing the results of noise monitoring (M4b and M5b), no exceedance was recorded during day time period and the noise level was below 75dB(A). Site inspection for HY/2009/19 was conducted on 18 April 2012. The condition of noise mitigation measures near Harbour Heights were found satisfactory. RSS confirmed that no operation of power generators for HY/2009/19 and HY/2009/17 (HY/2009/11 had no physical work on site) during the concerned

period. Although there were a few barges mooring at the seafront of HY/2009/19, they were not in operation and hence no operational noise would be emitted.

9.0.9. HyD made a reply to the complainant on 30 April 2012 via email. HyD replied that the current works near Oil Street, North Point, included CWB tunnel works, IEC connections and associated foundation works. According to RSS records, no operations were performed during the early hours of March and April at Oil Street and the waterbody nearby, and so it was believed that the noise nuisance was not generated from the CWB project. Despite that, RSS would continue to monitor the Contractor on the operations and effectiveness of the environmental mitigation measures implemented on site, as not to affect daily life of local residents nearby. No further complaint was received after the response.

9.0.10. The details of cumulative complaint log and updated summary of complaints are presented in ***Appendix 9.1***

9.0.11. Cumulative statistic on complaints and successful prosecutions are summarized in ***Table 9.1*** and ***Table 9.2*** respectively.

Table 9.1 Cumulative Statistics on Complaints

Reporting Period	No. of Complaints
Apr 12	2
Sep 10 to Mar 12	18
Total	20

Table 9.2 Cumulative Statistics on Successful Prosecutions

Environmental Parameters	Cumulative No. Brought Forward	No. of Successful Prosecutions this month (Offence Date)	Cumulative No. Project-to-Date
Air	-	0	0
Noise	-	0	0
Water	-	0	0
Waste	-	0	0
Total	**-**	**0**	**0**

10. CONCLUSION

10.0.1. The EM&A programme was carried out in accordance with the EM&A Manual requirements, minor alterations to the programme proposed were made in response to changing circumstances.

10.0.2. The scheduled construction activities and the recommended mitigation measures for the coming month are listed in ***Table 10.1***. The construction programmes of individual contracts are provided in ***Appendix 10.1***.

Table 10.1 Summary of Key Construction Activities of Individual Contract(s) to be commenced in Coming Reporting Month

Contract No.	Key Construction Works	Recommended Mitigation Measures
HY/2009/15	• Diaphragm wall construction at TS4 • Cut and Cover Tunnel Construction at TS1 and TPCWAE • Night time protection works at CHT • Cut off wall preparation works at Hung Hing Road and POC	• Watering any dust generating activities • Checking all drip trays frequently and clear any stagnant water and mud inside it. • Noise control measures shall be provided during restricted hours.
HY/2009/17	• ELS works for basement construction for pile cap construction.	• Noise barrier shall be implemented; and • Watering any dust generating activities
HY/2009/18	• Trial pit • Instrumentation and monitoring works • Drainage works • Site investigation and pre-drilling works • D-wall construction • Sheet piling • Grout curtain • Tree Transplantation • Earthworks • Preparation works in existing tunnel • Stitch coring • Approach ramp structure works • Top down slab • Road works • Tunnel works • Excavation and Lateral Support	• Noise barrier shall be implemented; and • Noise level shall be controlled by reducing piling rate and no. of plants working in parallel. • Dust control during dust generating works • Provide protection works to ensure no runoff out of site area or direct discharge into public drainage system.

HY2009/19	• Road works at Watson Road • Fabrication of bored piling platform • Bored piling (Land) • Ground contamination assessment • Pre-drilling works for bored pile and Diaphragm wall • D-wall Construction (North & South Section) • Guide wall construction for D-wall / Barette at North side • Construction works for Box Culvert T • Marine Piling • Construction of socket-H pile for Marine works • Construction of pre-bored H-pile works for Culvert U	• Noise level shall be controlled by reducing the pilling operation rate. • Noise barrier shall be implemented. • Dust control during dust generating works
HK2009/01	• Diaphragm wall construction for CWB tunneling works at Stage2. • Piling works for exhaust duct at Stage 1. • Piling works for SCL Protection Works. • Installation of dewatering system for construction of CWB tunnel, SCL top slab and Exhaust duct at Stage 1. • Construction of CWB top slab. • Construction of SCL top slab and exhaust duct at Stage 1.	• Noise level shall be controlled by reducing pilling rate and no. of plants working in parallel. • Well maintain the enclosures for grouting and bentonite mixing plants. • Provide protection works and adequate drainage system to ensure no direct discharge into public drainage system or the sea.
HK/2009/02	• Continue deep excavation works for western tunnel portion and eastern tunnel portion.	• Well maintain the enclosures for grouting and bentonite mixing plants.

10.0.3. The construction works of Contract no. 04/HY/2006 – Reconstruction of Bus Terminus near Man Yiu Street and Man Kwong Street under FEP-04/364/2009/A was completed, and the FEP was surrendered by the Contractor on 11 February 2011.

Figure 2.1

Project Layout

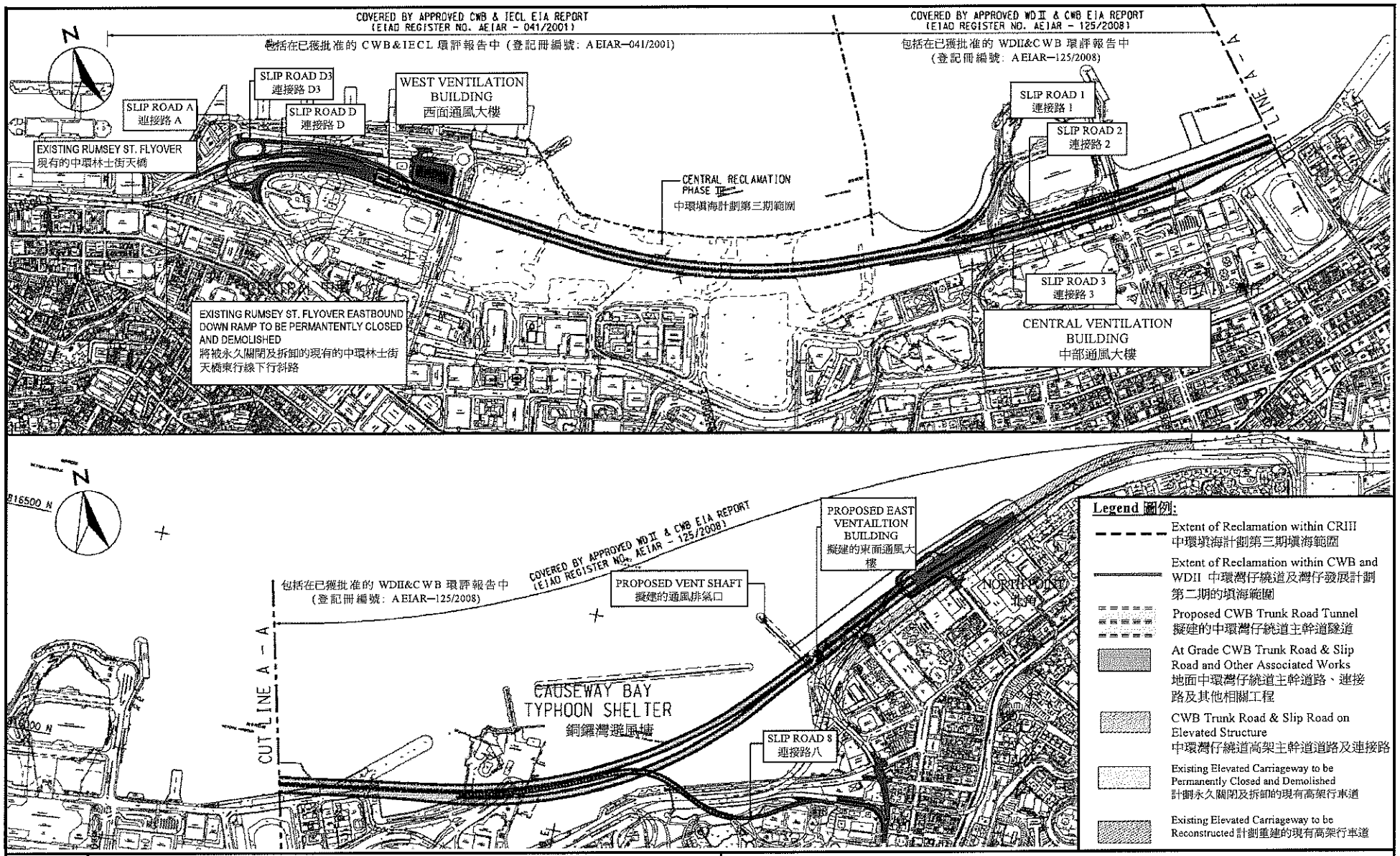

Project Title: Central-Wanchai Bypass (CWB) Including Its Road Tunnel and Slip Roads
工程項目名稱: 中環灣仔繞道包括其行車隧道及連接路

Environmental Permit No. : EP-364/2009/A
環境許可證編號 : EP-364/2009/A

Figure 1: Location of the Project
圖 1: 工程項目位置

(This figure was prepared based on Figure 1.1 of the Application for Environmental Permit (Application No.: AEP-364/2009))
(本圖是根據環境許可證的申請(申請書編號 AEP-364/2009 圖 1.1 編製)

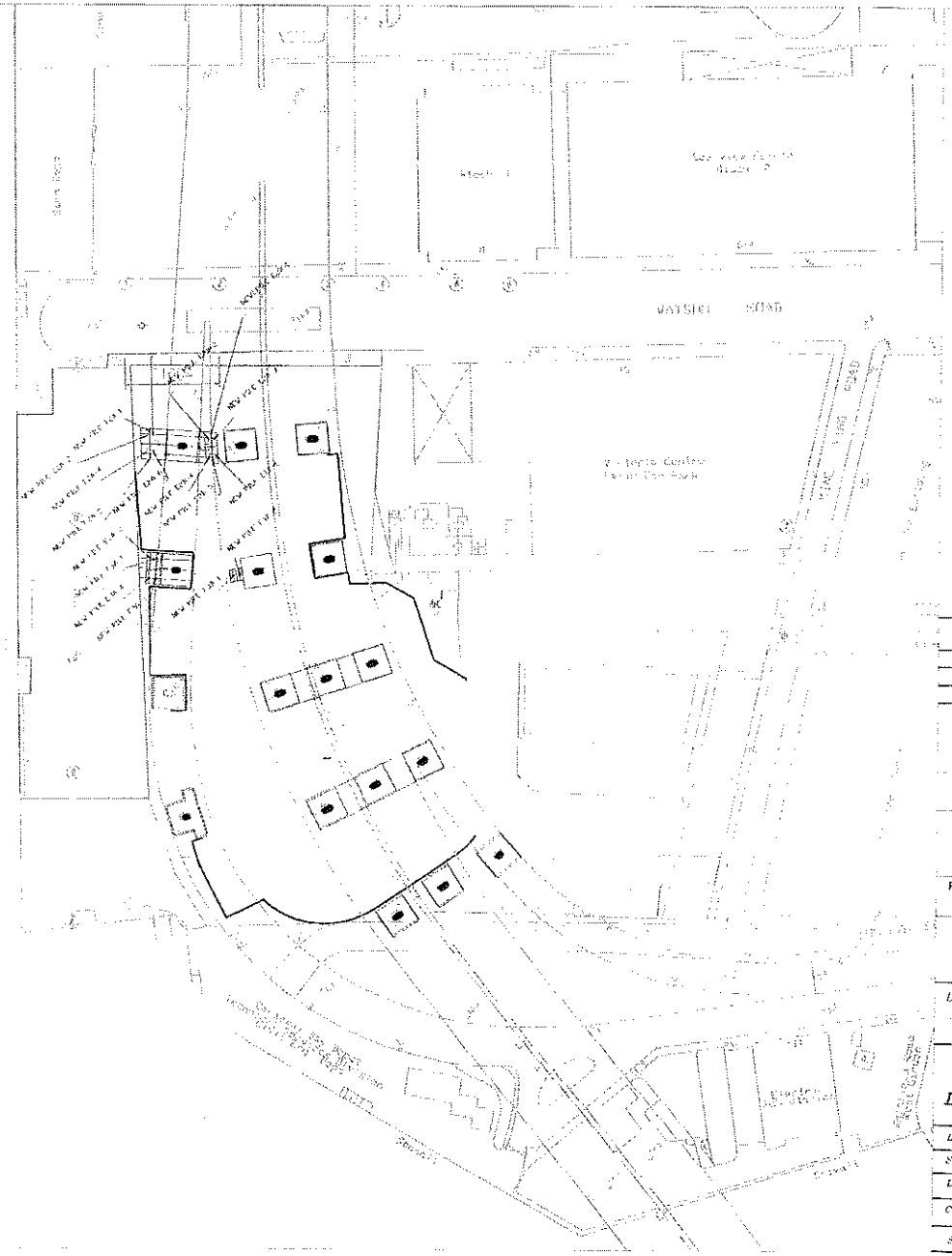

REV.	DATE	DESCRIPTION	CHK.BY	AUTH.BY

Highways Department 路政署
Major Works Project Management Office

CENTRAL - WAN CHAI BYPASS AND IEC LIN

PWP ITEM NO. 579 TH
工務計劃項目編號

Project:
CENTRAL – WAN CHAI BYPASS –FEHD WATERFIELD DEPOT RE-PROVISIONING WORKS

AECOM

Drawing Title

Contractor

LAM WOO & COMPANY LIMITED

DRAWING NO.

SURVEY DATE

DRAWN BY

CHECKED BY

SCALE | *SHEET* 1

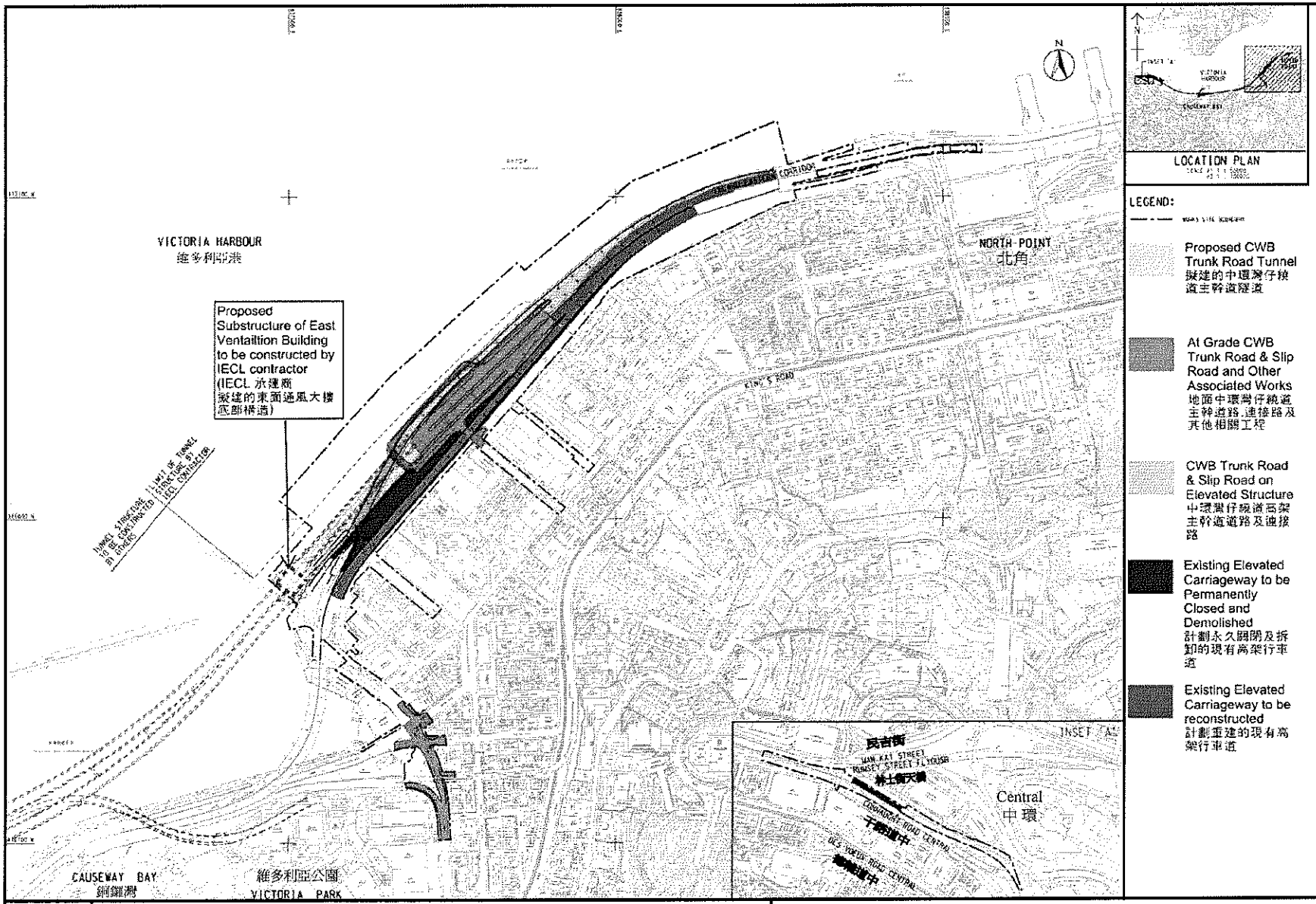

Project Title: Central-Wanchai Bypass (CWB) – Tunnel (North Point Section) and Island Eastern Corridor Link
工程項目名稱：中環灣仔繞道—北角段隧道及東區走廊連接路
Environmental Permit No. : FEP-07-364/2009/A
環境許可證編號 : FEP-07-364/2009/A

Figure 1b: General Layout Plan
圖 1b: 工程項目佈局圖

(This figure was prepared based on Sketch No.60095653/IEC/DF0006 of Application for Further Environmental Permit (Application No.: FEP-120/2011))
(本圖是根據申請新的環境許可證 (申請書編號 FEP-120/2011) 圖 60095653/IEC/DF0006 編製)

Figure 2.2

Project Organization Chart

Project Organization Chart

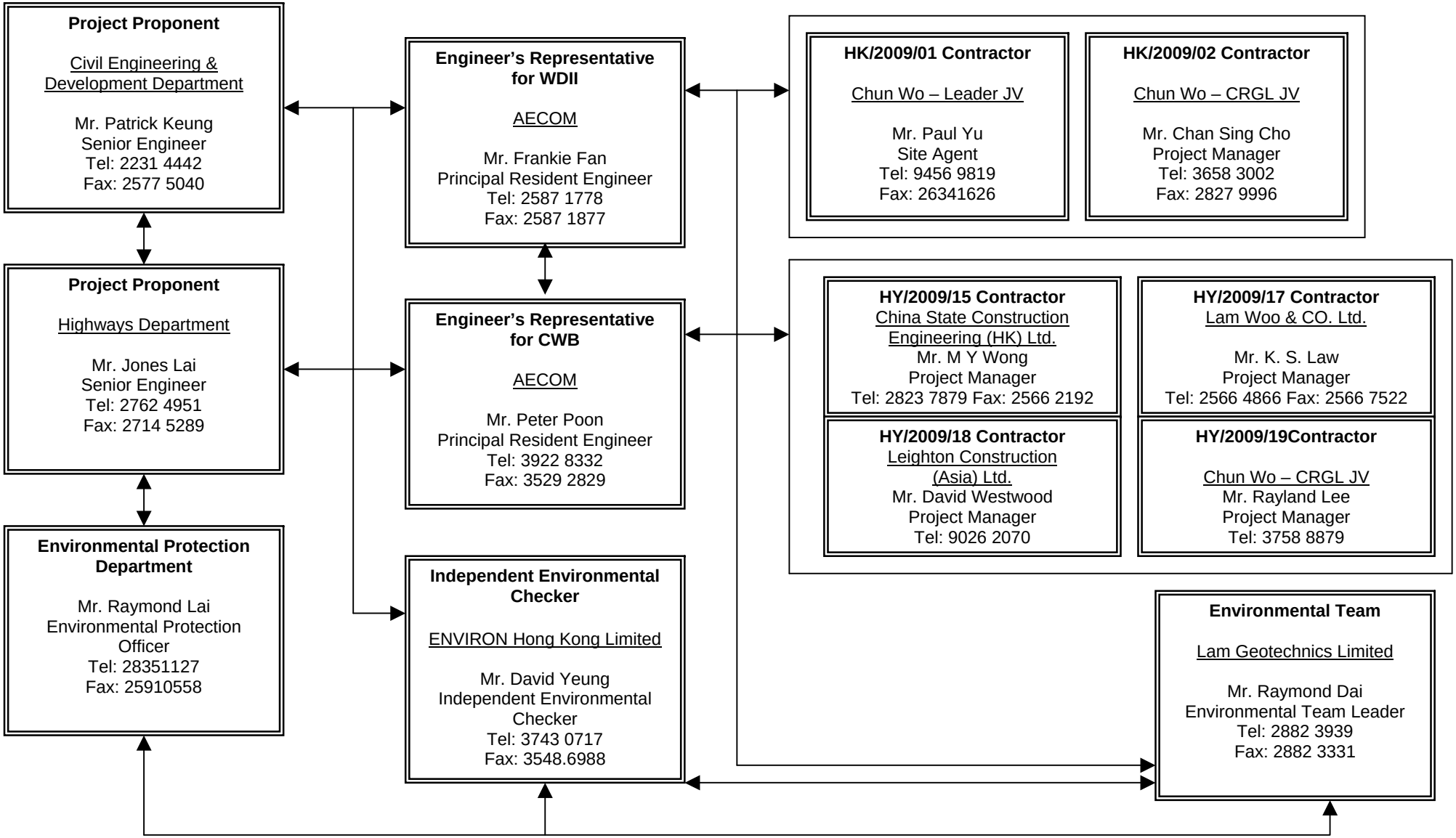

Figure 4.1

Locations of Monitoring Stations

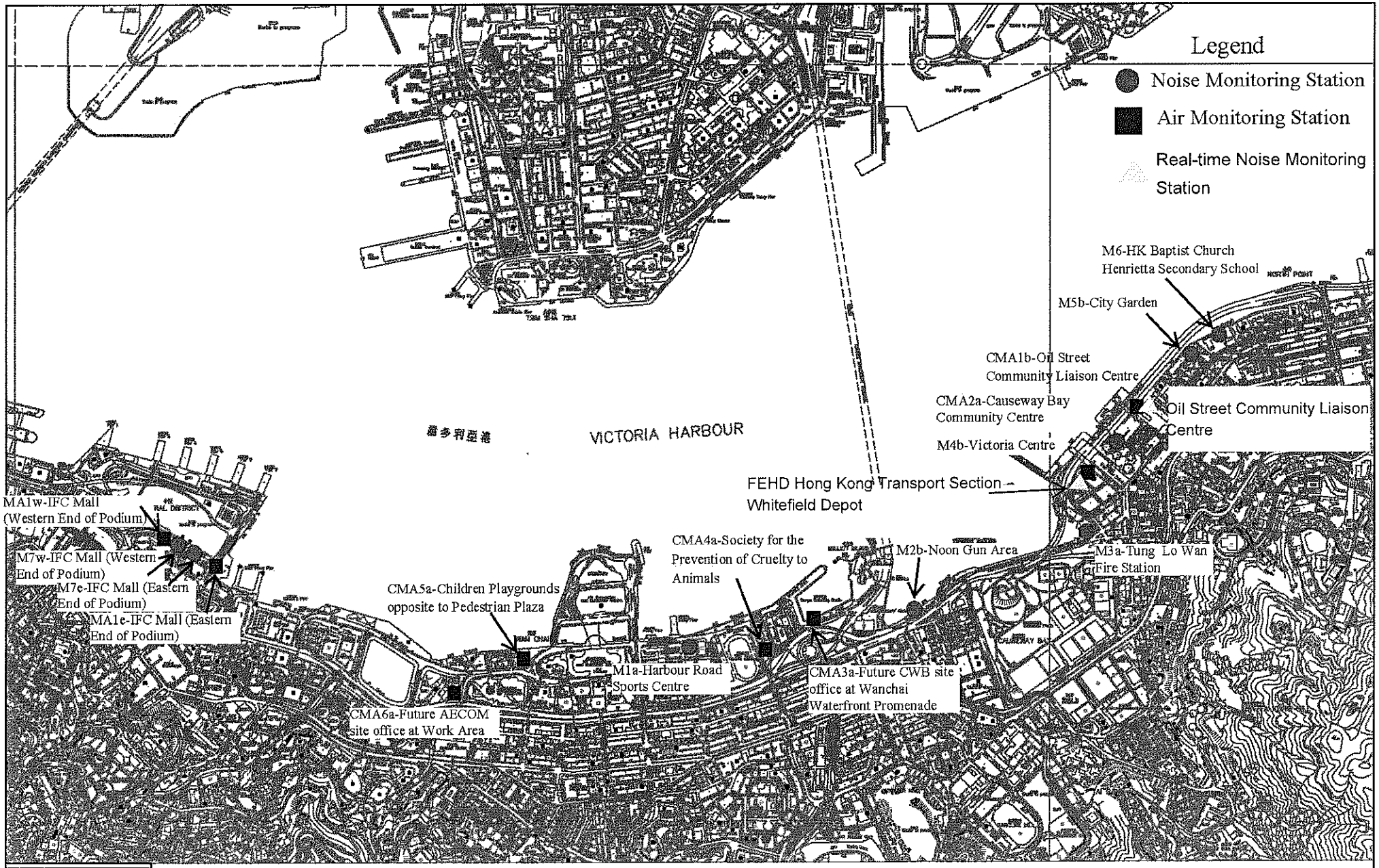

Location plan of Environmental Monitoring Stations

Appendix 3.1

Environmental Mitigation Implementation Schedule

IMPLEMENTATION SCHEDULE OF THE PROPOSED MITIGATION MEASURES

Table A.1 Implementation Schedule for Air Quality Control

WDII & CWB EIA Report Ref	Environmental Protection Measures / Mitigation Measures	Location / Timing	Implementation Agent	Implementation Stages*				Relevant Legislation and Guidelines
				Des	C	O	Dec	
Construction Phase								
S3.6.5	Four times a day watering of the work site with active operations.	Work site / during construction	Contractor		√			EIAO-TM
S3.8.1	Implementation of dust suppression measures stipulated in Air Pollution Control (Construction Dust) Regulation. The following mitigation measures, good site practices and a comprehensive dust monitoring and audit programme are recommended to minimise cumulative dust impacts. • Strictly limit the truck speed on site to below 10 km per hour and water spraying to keep the haul roads in wet condition; • Watering during excavation and material handling; • Provision of vehicle wheel and body washing facilities at the exit points of the site, combined with cleaning of public roads where necessary; and • Tarpaulin covering of all dusty vehicle loads transported to, from and between site locations.	Work site / during construction	Contractor		√			
Operational Phase								
S3.6.53 – S3.6.54	The design parameters of the East and Central Ventilation Buildings as set in Tables 3.10 and 3.11 of Volume 1 of the WDII & CWB EIA Report.	East and Central Ventilation Buildings / During operation of the Trunk Road	HyD			√		
S3.10.2	Air quality monitoring for the operation performance of the East Ventilation Building and associated East Vent Shaft will be conducted.	East Vent Shaft / During operation of the East Ventilation Building and associated East Vent Shaft	HyD			√		EIAO-TM

* Des - Design, C - Construction, O – Operation, and Dec - Decommissioning

Table A.2 Implementation Schedule for Noise Control

WDII & CWB EIA Report Ref	Environmental Protection Measures / Mitigation Measures	Location / Timing	Implementation Agent	Implementation Stages*				Relevant Legislation and Guidelines
				Des	C	O	Dec	
Construction Phase								
S4.9.3	Good Site Practice: • Only well-maintained plant shall be operated on-site and plant shall be serviced regularly during the construction program. • Silencers or mufflers on construction equipment shall be utilized and shall be properly maintained during the construction program. • Mobile plant, if any, shall be sited as far away from NSRs as possible. • Machines and plant (such as trucks) that may be in intermittent use shall be shut down between works periods or shall be throttled down to a minimum. • Plant known to emit noise strongly in one direction shall, wherever possible, be orientated so that the noise is directed away from the nearby NSRs. • Material stockpiles and other structures shall be effectively utilized, wherever practicable, in screening noise from on-site construction activities.	Work Sites / During Construction	Contractor		√			EIAO-TM, NCO
S4.8.1 – S4.8.11	Use of quiet powered mechanical equipment, movable noise barrier and temporary noise barrier for the following tasks: • Slip road 8 tunnel • Construction of diaphragm wall and substructures of the tunnel approach ramp • Excavation • Construction of slabs • Backfill	Work Sites / During Construction	Contractor		√			EIAO-TM, NCO

WDII & CWB EIA Report Ref	Environmental Protection Measures / Mitigation Measures	Location / Timing	Implementation Agent	Implementation Stages*				Relevant Legislation and Guidelines
				Des	C	O	Dec	
	• Demolition and construction of substructures for the IEC • Demolition works of existing piers and crossheads of the marine section of the existing IEC Use of PME grouping for the following tasks: • At-grade road construction • Substructure for IECL connection							
Operation Phase								
S4.8.12 – S4.8.23	For Existing NSRs • about 235m length of noise semi-enclosure with transparent panel covering the westbound slip road from the IEC • about 230m length of noise semi-enclosure with transparent panel covering the main carriageways (eastbound and westbound) of the CWB and IEC • about 135m length of 5.5m high cantilevered noise barrier with 4.5m cantilever inclined at 45° with transparent panel on the eastbound slip road to the IEC (amended under EP-364/2009/A) • about 95m length of 5.5m high cantilevered noise barrier with 1m cantilever inclined at 45° with transparent panel on the eastbound slip road to the IEC • about 350m length of 3.5m high vertical noise barrier with transparent panel on the eastbound slip road to the IEC • low noise road surfacing for the trunk road (except tunnel section and beneath the landscaped deck at the eastern portal area)) with speed limit of 70 km/hour	Near North Point / Before commencement of operation of road project	HyD	√	√	√		EIAO-TM

WDII & CWB EIA Report Ref	Environmental Protection Measures / Mitigation Measures	Location / Timing	Implementation Agent	Implementation Stages*				Relevant Legislation and Guidelines
				Des	C	O	Dec	
	For Future/Planned NSRs • about 265m length of noise semi-enclosure with transparent panel covering the westbound slip road from the IEC	In between the Electric Centre (next to City Garden) and CDA(1) site / Before occupation of Planned NSRs in CDA and CDA(1) sites.	HyD	√	√ #			
	• The openable windows of the temple, if any, should be orientated so as to avoid direct line of sight to the existing Victoria Park Road as far as practicable.	Near Causeway Bay Fire Station / During detailed design of the re-provisioned Tin Hau Temple	Project Proponent for the re-provisioned Tin Hau Temple	√				

* Des - Design, C - Construction, O – Operation, and Dec - Decommissioning
\# Only the steel frame for this section of noise semi-enclosure would be erected in advance during the construction of the westbound slip road.

Table A.4 Implementation Schedule for Waste Management

WDII & CWB EIA Report Ref	Environmental Protection Measures / Mitigation Measures	Location / Timing	Implementation Agent	Implementation Stages*				Relevant Legislation and Guidelines
				Des	C	O	Dec	
Construction Phase								
S6.5.14	***Floating Refuse*** During the construction phase, the project proponent's contractor will be responsible for the collection of any refuse within their works area. Floating booms will be provided on the water surface to confine the refuse from the working barges as well as to avoid the accumulation of pollutants within temporary embayment as mentioned in Table D9.3.	Work site / During the construction period	Contractor		√			
S6.6.1	*Good Site Practices* Recommendations for good site practices during the construction activities include: • nomination of an approved person, such as a site manager, to be responsible for good site practices, arrangements for collection and effective disposal to an appropriate facility, of all wastes generated at the site; • training of site personnel in proper waste management and chemical waste handling procedures; • provision of sufficient waste disposal points and regular collection for disposal; • appropriate measures to minimise windblown litter and dust during transportation of waste by either covering trucks or by transporting wastes in enclosed containers; • regular cleaning and maintenance programme for drainage systems, sumps and oil interceptors; and • a recording system for the amount of wastes generated, recycled and disposed of (including the disposal sites).	Work site / During the construction period	Contractor		√			Waste Disposal Ordinance (Cap.354)

WDII & CWB EIA Report Ref	Environmental Protection Measures / Mitigation Measures	Location / Timing	Implementation Agent	Implementation Stages*				Relevant Legislation and Guidelines
				Des	C	O	Dec	
S6.6.2	*Waste Reduction Measures* Waste reduction is best achieved at the planning and design stage, as well as by ensuring the implementation of good site practices. Recommendations to achieve waste reduction include: • segregation and storage of different types of waste in different containers, skips or stockpiles to enhance reuse or recycling of materials and their proper disposal; • to encourage collection of aluminium cans, PET bottles and paper, separate labelled bins shall be provided to segregate these wastes from other general refuse generated by the work force; • any unused chemicals or those with remaining functional capacity shall be recycled; • use of reusable non-timber formwork, such as in casting the tunnel box sections, to reduce the amount of C&D material. • prior to disposal of C&D waste, it is recommended that wood, steel and other metals shall be separated for re-use and / or recycling to minimise the quantity of waste to be disposed of to landfill; • proper storage and site practices to minimise the potential for damage or contamination of construction materials; and • plan and stock construction materials carefully to minimise amount of waste generated and avoid unnecessary generation of waste.	Work site / During planning and design stage, and construction stage	Contractor	√	√			

WDII & CWB EIA Report Ref	Environmental Protection Measures / Mitigation Measures	Location / Timing	Implementation Agent	Implementation Stages*				Relevant Legislation and Guidelines
				Des	C	O	Dec	
S6.6.4	*General Refuse* General refuse shall be stored in enclosed bins or compaction units separate from C&D material. A licensed waste collector shall be employed by the contractor to remove general refuse from the site, separately from C&D material. A collection area shall be provided where wastes can be stored and loaded prior to removal from site. An enclosed and covered area is recommended to reduce the occurrence of 'wind blow' light material.	Work site / During the construction period	Contractor		√			Public Health and Municipal Services Ordinance (Cap. 132)
S6.6.5	*Chemical Wastes* After use, chemical wastes (for example, cleaning fluids, solvents, lubrication oil and fuel) shall be handled according to the Code of Practice on the Packaging, Labelling and Storage of Chemical Wastes. Spent chemicals shall be collected by a licensed collector for disposal at the CWTF or other licensed facility in accordance with the Waste Disposal (Chemical Waste) (General) Regulation.	Work site / During the construction period	Contractor		√			Waste Disposal (Chemical Waste) (General) Regulation Code of Practice on the Packaging, Labelling and Storage of Chemical Wastes
S6.6.6	*Construction and Demolition Material* C&D material shall be sorted on-site into inert C&D material (that is, public fill) and C&D waste. All the suitable inert C&D material shall be broken down to 250 mm in size for reuse as public fill in the WDII reclamation. C&D waste, such as wood, glass, plastic, steel and other metals shall be reused or recycled and, as a last resort, disposed of to landfill. A suitable area shall be designated to facilitate the sorting process and a temporary stockpiling area will be required for the separated materials.	Work site / During the construction period	Contractor		√			ETWB TCW No. 33/2002, 31/2004, 19/2005

WDII & CWB EIA Report Ref	Environmental Protection Measures / Mitigation Measures	Location / Timing	Implementation Agent	Implementation Stages*				Relevant Legislation and Guidelines
				Des	C	O	Dec	
S6.6.7	In order to monitor the disposal of public fill and C&D waste at public fill reception facilities and landfills, respectively, and to control fly tipping, a trip-ticket system shall be included as one of the contractual requirements and implemented by the Environmental Team undertaking the environmental monitoring and audit work. An Independent Environment Checker shall be responsible for auditing the results of the system.	Work site / During the construction period	Contractor and Independent Environmental Checker		√			ETWB TCW No. 31/2004
S6.6.8	*Bentonite Slurry* The disposal of residual used bentonite slurry shall follow the good practice guidelines stated in ProPECC PN 1/94 "Construction Site Drainage" and listed as follows: • If the disposal of a certain residual quantity cannot be avoided, the used slurry may be disposed of at the marine spoil grounds subject to obtaining a marine dumping licence from EPD on a case-by-case basis. • If the used bentonite slurry is intended to be disposed of through the public drainage system, it shall be treated to the respective effluent standards applicable to foul sewers, storm drains or the receiving waters as set out in the Technical Memorandum of Standards for Effluents Discharged into Drainage and Sewerage Systems, Inland and Coastal Waters. • If the used bentonite slurry is intended to be disposed to public fill reception facilities, it will be mixed with dry soil on site before disposal.	Work site / During the construction period	Contractor		√			ProPECC PN 1/94

* Des - Design, C - Construction, O – Operation, and Dec - Decommissioning

Table A.5 Implementation Schedule for Land Contamination

WDII & CWB EIA Report Ref	Environmental Protection Measures / Mitigation Measures	Location / Timing	Implementation Agent	Implementation Stages*				Relevant Legislation and Guidelines
				Des	C	O	Dec	
Construction and Operation Phase								
S.7.1.1	As no potential contaminative land uses were identified within the Study Area, adverse land contamination impacts associated with the construction and operation of the Project is not expected. As such, environmental protection and mitigation measures are considered not necessary and will not be covered in this EM&A Manual.	-	-					-

* Des - Design, C - Construction, O – Operation, and Dec - Decommissioning

Table A.7 Implementation Schedule for Landscape and Visual

WDII & CWB EIA Report Ref	Environmental Protection Measures / Mitigation Measures		Location / Timing	Implementation Agent	Implementation Stages*				Relevant Legislation and Guidelines
					Des	C	O	Dec	
Construction Phase									
Table 10.5	CM1	Topsoil, where identified, shall be stripped and stored for re-use in the construction of the soft landscape works, where practical.	Work site / During Construction Phase	Contractor	√	√			EIAO TM
Table 10.5	CM2	Existing trees to be retained on site shall be carefully protected during construction.	Work site / During Construction Phase	Contractor	√	√			EIAO TM
Table 10.5	CM3	Trees unavoidably affected by the works shall be transplanted where practical.	Work site / During Construction Phase	Contractor	√	√			EIAO TM
Table 10.5	CM4	Compensatory tree planting shall be provided to compensate for felled trees.	Work site / During Construction Phase	Contractor	√	√			EIAO TM
Table 10.5	CM5	Control of night-time lighting.	Work site / During Construction Phase	Contractor		√			EIAO TM
Table 10.5	CM6	Erection of decorative screen hoarding compatible with the surrounding setting.	Work site / During Construction Phase	Contractor		√			EIAO TM
Operation Phase									
Table 10.6, Figure 10.5.1-10.5.5	OM1	Aesthetic design of buildings and road-related structures, including viaducts, vent buildings, subways, footbridges and noise barriers and enclosure.	Work site / During Design Stage and Operation Phases	HyD	√	√	√		ETWB TCW 2/2004
Table 10.6, Figure 10.5.1-10.5.5	OM3	Buffer Tree and Shrub Planting to screen proposed roads and associated structures.	Work site / During Design Stage and Operation Phases	HyD	√	√	√		ETWB TCW 2/2004
Table 10.6, Figure 10.5.1-10.5.5	OM5	Aesthetic streetscape design.	Work site / During Design Stage and Operation Phases	HyD	√	√	√		ETWB TCW 2/2004
Table 10.6, Figure 10.5.1-10.5.5	OM6	Aesthetic design of roadside amenity areas.	Work site / During Design Stage and Operation Phases	HyD	√	√	√		ETWB TCW 2/2004

*Des - Design, C - Construction, O – Operation, and Dec - Decommissioning

Appendix 4.1

Action and Limit Level

Action and Limit Level

Action and Limit Level for Noise Monitoring

Time Period	Action Level	Limit Level
07:00 – 19:00 hours on normal weekdays	When one documented complaint is received.	75 dB(A)/ 70 dB(A)/ 65 db(A)[Note 1]

Note 1:

- *70dB(A) and 65 dB(A) for schools during normal teaching periods and school examination periods, respectively.*
- *If works are to be carried out during the restricted hours, the conditions stipulated in the Construction Noise Permit (CNP) issued by the Noise Control Authority have to be followed.*

Action and Limit Level for Air Monitoring

Monitoring Location	1-hour TSP Level in $\mu g/m^3$		24-hour TSP Level in $\mu g/m^3$	
	Action Level	Limit Level	Action Level	Limit Level
CMA1b	320.1	500	176.7	260
CMA2a	323.4	500	169.5	260
CMA3a	311.3	500	171.0	260
CMA4a	312.5	500	171.2	260
CMA5a	332.0	500	181.0	260
MA1e	325.1	500	173.4	260
MA1w	325.1	500	173.4	260

Appendix 4.2

Copies of Calibration Certificates

TISCH ENVIROMENTAL, INC.
145 SOUTH MIAMI AVE.
VILLAGE OF CLEVES, OH 45002
513.467.9000
877.263.7610 TOLL FREE
513.467.9009 FAX
WWW.TISCH-ENV.COM

AIR POLLUTION MONITORING EQUIPMENT

ORIFICE TRANSFER STANDARD CERTIFICATION WORKSHEET TE-5025A

Date - Jul 11, 2011 Rootsmeter S/N 0438320 Ta (K) - 298
Operator Tisch Orifice I.D. - 0005 Pa (mm) - 749.3

PLATE OR Run #	VOLUME START (m3)	VOLUME STOP (m3)	DIFF VOLUME (m3)	DIFF TIME (min)	METER DIFF Hg (mm)	ORFICE DIFF H2O (in.)
1	NA	NA	1.00	1.3710	3.2	2.00
2	NA	NA	1.00	0.9730	6.4	4.00
3	NA	NA	1.00	0.8690	7.9	5.00
4	NA	NA	1.00	0.8300	8.8	5.50
5	NA	NA	1.00	0.6860	12.8	8.00

DATA TABULATION

Vstd	(x axis) Qstd	(y axis)		Va	(x axis) Qa	(y axis)
0.9817	0.7160	1.4042		0.9957	0.7263	0.8919
0.9775	1.0046	1.9859		0.9915	1.0190	1.2613
0.9754	1.1225	2.2203		0.9894	1.1385	1.4101
0.9743	1.1739	2.3286		0.9882	1.1907	1.4790
0.9690	1.4126	2.8084		0.9829	1.4328	1.7837

Qstd slope (m) = 2.01593
intercept (b) = -0.03978
coefficient (r) = 0.99999

Qa slope (m) = 1.26234
intercept (b) = -0.02526
coefficient (r) = 0.99999

y axis = SQRT[H2O(Pa/760)(298/Ta)] y axis = SQRT[H2O(Ta/Pa)]

CALCULATIONS

Vstd = Diff. Vol[(Pa-Diff. Hg)/760](298/Ta)
Qstd = Vstd/Time

Va = Diff Vol [(Pa-Diff Hg)/Pa]
Qa = Va/Time

For subsequent flow rate calculations:

Qstd = 1/m{[SQRT(H2O(Pa/760)(298/Ta))]- b}
Qa = 1/m{[SQRT H2O(Ta/Pa)]- b}

Hong Kong Calibration Ltd.
香港校正有限公司

Calibration Certificate

Certificate No. **13784**

Customer : Lam Geotechnics Limited

Address : 11/F., Centre Point, 181-185 Gloucester Road, Wanchai, Hong Kong

Order No. : Q11569 **Date of receipt :** 6-Jul-11

Item Tested

Description : Sound Level Meter

Manufacturer : B&K

Model : 2250 **Serial No. :** 2722311

Test Conditions

Date of Test : 6-Jul-11 **Supply Voltage :** --

Ambient Temperature : (23 ± 3)°C **Relative Humidity :** (50 ± 25) %

Test Specifications

Calibration check.

Ref. Document/Procedure: Z01.

Test Results

All results were within the IEC 651 Type 1, IEC 804 Type 1 & IEC 1260 Class 1 specification.

The results are shown in the attached page(s).

Main Test equipment used:

Equipment No.	Description	Cert. No.	Traceable to
S017	Multi-Function Generator	C101623	SCL-HKSAR
S024	Sound Level Calibrator	04062	NIM-PRC & SCL-HKSAR

The values given in this Calibration Certificate only relate to the values measured at the time of the test and any uncertainties quoted will not include allowance for the equipment long term drift, variations with environmental changes, vibration and shock during transportation, overloading, mis-handling, or the capability of any other laboratory to repeat the measurement. Hong Kong Calibration Ltd. shall not be liable for any loss or damage resulting from the use of the equipment.

The test equipment used for calibration are traceable to International System of Units (SI).
The test results apply to the above Unit-Under-Test only

Calibrated by : P. F. Wong

Approved by : Dorothy Cheuk

Date: 6-Jul-11

This Certificate is issued by:
Hong Kong Calibration Ltd.
Unit 8B, 24/F., Well Fung Industrial Centre, No. 58-76, Ta Chuen Ping Street,Kwai Chung, NT,Hong Kong.
Tel: 2425 8801 Fax: 2425 8646

The copyright of this certificate is owned by Hong Kong Calibration Ltd.. It may not be reproduced except in full.

Calibration Certificate

Certificate No. **13784**

Results :

1. SPL

UUT Setting				Applied Value (dB)	UUT Reading (dB)
Range	Freq. Wgt.	Time Const.	Center Freq.		
20 - 140	A (SPL)	Fast	--	94.0	93.9
		Slow	--		93.9
	C (SPL)	Fast	--	94.0	93.9
	A (SPL)	Fast	--	114.0	113.8
		Slow	--		113.8
	C (SPL)	Fast	--	114.0	113.8
	--	1/1 – Oct/Fast	1 kHz	94.0	93.8
				114.0	113.7
	--	1/3 – Oct/Fast	1 kHz	94.0	93.7
				114.0	113.6

IEC 651 Type 1 Spec. : ± 0.7 dB
Uncertainty : ± 0.1 dB

2. Level Stability : 0.0 dB
IEC 651 Type 1 Spec. : ± 0.3 dB
Uncertainty : ± 0.01 dB

3. Linearity

Differential level linearity

UUT Range (dB)	Applied Value (dB)	UUT Rdg (dB)	Variation (dB)	IEC 651 Type 1 Spec.
20~140	84.0	83.9	0.0	± 0.4 dB
	94.0	93.9 (Ref.)	- -	
	95.0	95.0	+0.1	± 0.2 dB

Uncertainty : ± 0.1 dB

The copyright of this certificate is owned by Hong Kong Calibration Ltd., It may not be reproduced except in full.

Calibration Certificate

4. Frequency Weighting

A weighting

Frequency	Attenuation (dB)	IEC 651 Type 1 Spec.
31.5 Hz	-39.8	- 39.4 dB, ± 1.5 dB
63 Hz	-26.5	- 26.2 dB, ± 1.5 dB
125 Hz	-16.5	- 16.1 dB, ± 1 dB
250 Hz	-9.0	- 8.6 dB, ± 1 dB
500 Hz	-3.5	- 3.2 dB, ± 1 dB
1 kHz	0.0 (Ref)	0 dB, ± 1 dB
2 kHz	+1.1	+ 1.2 dB, ± 1 dB
4 kHz	+1.1	+ 1.0 dB, ± 1 dB
8 kHz	-1.3	- 1.1 dB, + 1.5 dB ~ -3 dB
16 kHz	-5.9	- 6.6 dB, + 3 dB ~ - ∞

Uncertainty : ± 0.1 dB

5. Time Averaging

Applied Burst duty Factor	Applied Leq Value (dB)	UUT Reading (dB)	IEC 804 Type 1 Spec.
continuous	40.0	--	--
1/10	40.0	40.1	± 0.5 dB
$1/10^2$	40.0	40.0	
$1/10^3$	40.0	40.0	± 1.0 dB
$1/10^4$	40.0	40.0	

Uncertainty : ± 0.1 dB

The copyright of this certificate is owned by Hong Kong Calibration Ltd., It may not be reproduced except in full.

Calibration Certificate

6. Filter Characteristics

6.1 1/1 – Octave Filter

Frequency	Attenuation (dB)	IEC 1260 Class 1 Spec. (dB)
125 Hz	-64.2	< - 61
250 Hz	-44.9	< - 42
500 Hz	-21.1	< - 17.5
707 Hz	-3.8	- 2 ~ - 5
1 kHz (Ref)	--	--
1.414 kHz	-3.6	- 2 ~ - 5
2 kHz	-20.9	< - 17.5
4 kHz	-56.0	< - 42
8 kHz	-86.0	< - 61

Uncertainty : ± 0.25 dB

6.2 1/3 – Octave Filter

Frequency	Attenuation (dB)	IEC 1260 Class 1 Spec.(dB)
326 Hz	-64.9	< - 61
530 Hz	-48.1	< - 42
772 Hz	-23.6	< - 17.5
891 Hz	-3.9	+ 0.3 ~ - 5.0
1 kHz (Ref)	--	--
1.122 kHz	-3.9	+ 0.3 ~ - 5.0
1.296 kHz	-23.7	< - 17.5
1.887 kHz	-48.8	< - 42
3.070 kHz	-70.4	< - 61

Uncertainty : ± 0.25 dB

Remarks : 1. UUT : Unit-Under-Test
2. The uncertainty claimed is for a confidence probability of not less than 95%.
3. Atmospheric pressure : 996 hPa.

---------- END ----------

The copyright of this certificate is owned by Hong Kong Calibration Ltd., It may not be reproduced except in full.

Hong Kong Calibration Ltd.
香港校正有限公司

Calibration Certificate

Certificate No. **13813**

Customer : Lam Geotechnics Limited

Address : 11/F., Centre Point, 181-185 Gloucester Road, Wanchai, Hong Kong

Order No. : Q11569 **Date of receipt :** 7-Jul-11

Item Tested

Description : Sound Level Meter

Manufacturer : B&K

Model : 2250 **Serial No. :** 2722310

Test Conditions

Date of Test : 8-Jul-11 **Supply Voltage :** --

Ambient Temperature : (23 ± 3)°C **Relative Humidity :** (50 ± 25) %

Test Specifications

Calibration check.

Ref. Document/Procedure: Z01.

Test Results

All results were within the IEC 651 Type 1, IEC 804 Type 1 & IEC 1260 Class 1 specification.

The results are shown in the attached page(s).

Main Test equipment used:

Equipment No.	Description	Cert. No.	Traceable to
S017A	Multi-Function Generator	07279	SCL-HKSAR
S024	Sound Level Calibrator	04062	NIM-PRC & SCL-HKSAR

The values given in this Calibration Certificate only relate to the values measured at the time of the test and any uncertainties quoted will not include allowance for the equipment long term drift, variations with environmental changes, vibration and shock during transportation, overloading, mis-handling, or the capability of any other laboratory to repeat the measurement. Hong Kong Calibration Ltd. shall not be liable for any loss or damage resulting from the use of the equipment.

The test equipment used for calibration are traceable to International System of Units (SI).
The test results apply to the above Unit-Under-Test only

Calibrated by : P. F. Wong

Approved by : Dorothy Cheuk

Date: 8-Jul-11

This Certificate is issued by:
Hong Kong Calibration Ltd.
Unit 8B, 24/F., Well Fung Industrial Centre, No. 58-76, Ta Chuen Ping Street,Kwai Chung, NT,Hong Kong.
Tel: 2425 8801 Fax: 2425 8646

The copyright of this certificate is owned by Hong Kong Calibration Ltd.. It may not be reproduced except in full.

Calibration Certificate

Results :

1. SPL

UUT Setting				Applied Value (dB)	UUT Reading (dB)
Range	Freq. Wgt.	Time Const.	Center Freq.		
20 - 140	A (SPL)	Fast	--	94.0	93.8
		Slow	--		93.8
	C (SPL)	Fast	--	94.0	93.9
	A (SPL)	Fast	--	114.0	113.7
		Slow	--		113.7
	C (SPL)	Fast	--	114.0	113.7
	--	1/1 – Oct/Fast	1 kHz	94.0	93.8
				114.0	113.7
	--	1/3 – Oct/Fast	1 kHz	94.0	93.8
				114.0	113.7

IEC 651 Type 1 Spec. : ± 0.7 dB
Uncertainty : ± 0.2 dB

2. Level Stability : 0.0 dB

IEC 651 Type 1 Spec. : ± 0.3 dB
Uncertainty : ± 0.01 dB

3. Linearity

Differential level linearity

UUT Range (dB)	Applied Value (dB)	UUT Rdg (dB)	Variation (dB)	IEC 651 Type 1 Spec.
120	84.0	83.8	0.0	± 0.4 dB
	94.0	93.8 (Ref.)	- -	
	95.0	94.8	0.0	± 0.2 dB

Uncertainty : ± 0.1 dB

The copyright of this certificate is owned by Hong Kong Calibration Ltd., It may not be reproduced except in full.

Calibration Certificate

4. Frequency Weighting

A weighting

Frequency	Attenuation (dB)	IEC 651 Type 1 Spec.
31.5 Hz	-39.9	- 39.4 dB, ± 1.5 dB
63 Hz	-26.6	- 26.2 dB, ± 1.5 dB
125 Hz	-16.5	- 16.1 dB, ± 1 dB
250 Hz	-9.0	- 8.6 dB, ± 1 dB
500 Hz	-3.5	- 3.2 dB, ± 1 dB
1 kHz	0.0 (Ref)	0 dB, ± 1 dB
2 kHz	+1.4	+ 1.2 dB, ± 1 dB
4 kHz	+1.2	+ 1.0 dB, ± 1 dB
8 kHz	-1.2	- 1.1 dB, + 1.5 dB ~ -3 dB
16 kHz	-5.8	- 6.6 dB, + 3 dB ~ - ∞

Uncertainty : ± 0.1 dB

5. Time Averaging

Applied Burst duty Factor	Applied Leq Value (dB)	UUT Reading (dB)	IEC 804 Type 1 Spec.
continuous	40.0	--	--
1/10	40.0	40.0	± 0.5 dB
$1/10^2$	40.0	39.9	
$1/10^3$	40.0	40.0	± 1.0 dB
$1/10^4$	40.0	40.0	

Uncertainty : ± 0.1 dB

The copyright of this certificate is owned by Hong Kong Calibration Ltd., It may not be reproduced except in full.

Calibration Certificate

6. Filter Characteristics

6.1 1/1 – Octave Filter

Frequency	Attenuation (dB)	IEC 1260 Class 1 Spec. (dB)
125 Hz	-64.2	< - 61
250 Hz	-44.9	< - 42
500 Hz	-21.0	< - 17.5
707 Hz	-3.8	- 2 ~ - 5
1 kHz (Ref)	--	--
1.414 kHz	-3.5	- 2 ~ - 5
2 kHz	-20.8	< - 17.5
4 kHz	-55.9	< - 42
8 kHz	-85.7	< - 61

Uncertainty : ± 0.25 dB

6.2 1/3 – Octave Filter

Frequency	Attenuation (dB)	IEC 1260 Class 1 Spec.(dB)
326 Hz	-63.6	< - 61
530 Hz	-47.9	< - 42
772 Hz	-23.5	< - 17.5
891 Hz	-3.7	+ 0.3 ~ - 5.0
1 kHz (Ref)	--	--
1.122 kHz	-3.6	+ 0.3 ~ - 5.0
1.296 kHz	-23.4	< - 17.5
1.887 kHz	-48.1	< - 42
3.070 kHz	-69.8	< - 61

Uncertainty : ± 0.25 dB

Remarks : 1. UUT : Unit-Under-Test
2. The uncertainty claimed is for a confidence probability of not less than 95%.
3. Atmospheric pressure : 1 000 hPa.

---------- END ----------

The copyright of this certificate is owned by Hong Kong Calibration Ltd., It may not be reproduced except in full.

Lam Geotechincs Limited

Calibration Data for High Volume Sampler (TSP Sampler)

Location	:	MA1w	**Calbration Date**	:	17-Feb-12
Equipment no.	:	EL080	**Calbration Due Dat**	:	17-Apr-12

CALIBRATION OF CONTINUOUS FLOW RECORDER

Ambient Condition					
Temperature, T_a	288	Kelvin	**Pressure, P_a**	1018	mmHg

Orifice Transfer Standard Information					
Equipment No.	**EL086**	**Slope, m_c**	2.01593	**Intercept, bc**	-0.03978
Last Calibration Date	11-Jul-11	$(H \times P_a / 1013.3 \times 298 / T_a)^{1/2}$			
Next Calibration Date	11-Jul-12	$= m_c \times Q_{std} + b_c$			

Calibration of RSP						
Calibration Point	**Manometer Reading H (inches of water)**			**Q_{std}** (m^3 / min.)	**Continuous Flow Recorder, W**	**IC** ($(W(P_a/1013.3 \times 298/T_a)^{1/2}/35.31)$)
	(up)	(down)	(difference)	**X-axis**	(CFM)	**Y-axis**
1	6.0	6.0	12.0	1.7717	54	55.0567
2	4.9	4.9	9.8	1.6030	46	46.9002
3	3.7	3.7	7.4	1.3955	39	39.7632
4	2.3	2.3	4.6	1.1045	26	26.5088
5	1.5	1.5	3.0	0.8957	16	16.3131

By Linear Regression of Y on X

Slope, m	=	43.5274	Intercept, b	=	-22.0317
Correlation Coefficient*	=	0.9987			
Calibration Accepted	=	Yes/~~No~~**			

* if Correlation Coefficient < 0.990, check and recalibration again.

** Delete as appropriate.

Remarks : _____

Calibrated by	:	Sam Lam	**Checked by**	:	Cherry Mak
Date	:	17-Feb-12	**Date**	:	17-Feb-12

Lam Geotechincs Limited

Calibration Data for High Volume Sampler (TSP Sampler)

Location	:	MA1w	**Calbration Date**	:	17-Apr-12
Equipment no.	:	EL080	**Calbration Due Dat**	:	17-Jun-12

CALIBRATION OF CONTINUOUS FLOW RECORDER

Ambient Condition					
Temperature, T_a	298	Kelvin	**Pressure, P_a**	1015	mmHg

Orifice Transfer Standard Information					
Equipment No.	**EL086**	**Slope, m_c**	2.01593	**Intercept, bc**	-0.03978
Last Calibration Date	11-Jul-11	$(H \times P_a / 1013.3 \times 298 / T_a)^{1/2}$			
Next Calibration Date	11-Jul-12	$= m_c \times Q_{std} + b_c$			

Calibration of RSP						
Calibration Point	**Manometer Reading H (inches of water)**			**Q_{std}** (m^3 / min.)	**Continuous Flow Recorder, W**	**IC** ($(W(P_a/1013.3 \times 298/T_a)^{1/2}/35.31)$)
	(up)	(down)	(difference)	**X-axis**	(CFM)	**Y-axis**
1	6.1	6.1	12.2	1.7538	55	55.0461
2	5.0	5.0	10.0	1.5897	46	46.0386
3	3.7	3.7	7.4	1.3703	40	40.0335
4	2.4	2.4	4.8	1.1074	26	26.0218
5	1.5	1.5	3.0	0.8796	17	17.0143

By Linear Regression of Y on X

Slope, m	=	43.0956	Intercept, b	=	-20.9244
Correlation Coefficient*	=	0.9964			
Calibration Accepted	=	Yes/~~No~~**			

* if Correlation Coefficient < 0.990, check and recalibration again.

** Delete as appropriate.

Remarks : _____

Calibrated by	:	Sam Lam	**Checked by**	:	Derek Lo
Date	:	17-Apr-12	**Date**	:	17-Apr-12

Lam Geotechincs Limited

Calibration Data for High Volume Sampler (TSP Sampler)

Location	:	MA1e	**Calbration Date**	:	17-Feb-12
Equipment no.	:	EL455	**Calbration Due Dat**	:	17-Apr-12

CALIBRATION OF CONTINUOUS FLOW RECORDER

Ambient Condition					
Temperature, T_a	288	Kelvin	**Pressure, P_a**	1018	mmHg

Orifice Transfer Standard Information					
Equipment No.	**EL086**	**Slope, m_c**	2.01593	**Intercept, bc**	-0.03978
Last Calibration Date	11-Jul-11	$(H \times P_a / 1013.3 \times 298 / T_a)^{1/2}$			
Next Calibration Date	11-Jul-12	$= m_c \times Q_{std} + b_c$			

Calibration of RSP						
Calibration Point	**Manometer Reading H (inches of water)**			**Q_{std}** (m^3 / min.)	**Continuous Flow Recorder, W**	**IC** ($(W(P_a/1013.3 \times 298/T_a)^{1/2}/35.31)$)
	(up)	(down)	(difference)	**X-axis**	(CFM)	**Y-axis**
1	6.2	6.2	12.4	1.8007	59	60.1546
2	5.0	5.0	10.0	1.6191	51	51.9980
3	3.9	3.9	7.8	1.4322	42	42.8219
4	2.5	2.5	5.0	1.1506	30	30.5871
5	1.5	1.5	3.0	0.8957	22	22.4305

By Linear Regression of Y on X

Slope, m	=	42.2999	Intercept, b	=	-16.7615
Correlation Coefficient*	=	0.9973			
Calibration Accepted	=	Yes/~~No~~**			

* if Correlation Coefficient < 0.990, check and recalibration again.

** Delete as appropriate.

Remarks : _____

Calibrated by	:	Sam Lam	**Checked by**	:	Cherry Mak
Date	:	17-Feb-12	**Date**	:	17-Feb-12

Lam Geotechincs Limited

Calibration Data for High Volume Sampler (TSP Sampler)

Location	:	MA1e	**Calbration Date**	:	17-Apr-12
Equipment no.	:	EL455	**Calbration Due Dat**	:	17-Jun-12

CALIBRATION OF CONTINUOUS FLOW RECORDER

Ambient Condition					
Temperature, T_a	298	Kelvin	**Pressure, P_a**	1015	mmHg

Orifice Transfer Standard Information					
Equipment No.	**EL086**	**Slope, m_c**	2.01593	**Intercept, bc**	-0.03978
Last Calibration Date	11-Jul-11	$(H \times P_a / 1013.3 \times 298 / T_a)^{1/2}$			
Next Calibration Date	11-Jul-12	$= m_c \times Q_{std} + b_c$			

Calibration of RSP						
Calibration Point	**Manometer Reading H (inches of water)**			**Q_{std}** (m^3 / min.)	**Continuous Flow Recorder, W**	**IC** ($(W(P_a/1013.3 \times 298/T_a)^{1/2}/35.31)$)
	(up)	(down)	(difference)	**X-axis**	(CFM)	**Y-axis**
1	6.2	6.2	12.4	1.7680	61	61.0511
2	5.1	5.1	10.2	1.6053	52	52.0436
3	4.0	4.0	8.0	1.4239	43	43.0361
4	2.5	2.5	5.0	1.1299	30	30.0252
5	1.6	1.6	3.2	0.9078	21	21.0176

By Linear Regression of Y on X

Slope, m	=	46.2523	Intercept, b	=	-21.7915
Correlation Coefficient*	=	0.9984			
Calibration Accepted	=	Yes/~~No~~**			

* if Correlation Coefficient < 0.990, check and recalibration again.

** Delete as appropriate.

Remarks : _____

Calibrated by	:	Sam Lam	**Checked by**	:	Derek Lo
Date	:	17-Apr-12	**Date**	:	17-Apr-12

Lam Geotechincs Limited

Calibration Data for High Volume Sampler (TSP Sampler)

Location	:	CMA5a	**Calbration Date**	:	17-Feb-12
Equipment no.	:	EL380	**Calbration Due Dat**	:	17-Apr-12

CALIBRATION OF CONTINUOUS FLOW RECORDER

Ambient Condition					
Temperature, T_a	288	Kelvin	**Pressure, P_a**	1018	mmHg

Orifice Transfer Standard Information					
Equipment No.	**EL086**	**Slope, m_c**	2.01593	**Intercept, bc**	-0.03978
Last Calibration Date	11-Jul-11	$(H \times P_a / 1013.3 \times 298 / T_a)^{1/2}$			
Next Calibration Date	11-Jul-12	$= m_c \times Q_{std} + b_c$			

Calibration of RSP						
Calibration Point	**Manometer Reading H (inches of water)**			**Q_{std}** (m^3 / min.)	**Continuous Flow Recorder, W**	**IC** ($(W(P_a/1013.3 \times 298/T_a)^{1/2}/35.31)$)
	(up)	(down)	(difference)	**X-axis**	(CFM)	**Y-axis**
1	6.1	6.1	12.2	1.7863	57	58.1155
2	4.9	4.9	9.8	1.6030	50	50.9785
3	3.6	3.6	7.2	1.3768	42	42.8219
4	2.4	2.4	4.8	1.1278	33	33.6458
5	1.5	1.5	3.0	0.8957	26	26.5088

By Linear Regression of Y on X

Slope, m	=	35.6554	Intercept, b	=	-6.0031
Correlation Coefficient*	=	0.9993			
Calibration Accepted	=	Yes/~~No~~**			

* if Correlation Coefficient < 0.990, check and recalibration again.

** Delete as appropriate.

Remarks : _____

Calibrated by	:	Sam Lam	**Checked by**	:	Cherry Mak
Date	:	17-Feb-12	**Date**	:	17-Feb-12

Lam Geotechincs Limited

Calibration Data for High Volume Sampler (TSP Sampler)

Location	:	CMA5a	**Calbration Date**	:	17-Apr-12
Equipment no.	:	EL380	**Calbration Due Dat**	:	17-Jun-12

CALIBRATION OF CONTINUOUS FLOW RECORDER

Ambient Condition					
Temperature, T_a	298	Kelvin	**Pressure, P_a**	1015	mmHg

Orifice Transfer Standard Information					
Equipment No.	**EL086**	**Slope, m_c**	2.01593	**Intercept, bc**	-0.03978
Last Calibration Date	11-Jul-11	$(H \times P_a / 1013.3 \times 298 / T_a)^{1/2}$			
Next Calibration Date	11-Jul-12	$= m_c \times Q_{std} + b_c$			

Calibration of RSP						
Calibration Point	**Manometer Reading H (inches of water)**			**Q_{std}** (m^3 / min.)	**Continuous Flow Recorder, W**	**IC** ($(W(P_a/1013.3 \times 298/T_a)^{1/2}/35.31)$)
	(up)	(down)	(difference)	**X-axis**	(CFM)	**Y-axis**
1	6.1	6.1	12.2	1.7538	57	57.0478
2	4.9	4.9	9.8	1.5739	52	52.0436
3	3.7	3.7	7.4	1.3703	45	45.0377
4	2.4	2.4	4.8	1.1074	35	35.0293
5	1.5	1.5	3.0	0.8796	27	27.0226

By Linear Regression of Y on X

Slope, m	=	34.9050	Intercept, b	=	-3.4321
Correlation Coefficient*	=	0.9989			
Calibration Accepted	=	Yes/~~No~~**			

* if Correlation Coefficient < 0.990, check and recalibration again.

** Delete as appropriate.

Remarks : _____

Calibrated by	:	Sam Lam	**Checked by**	:	Derek Lo
Date	:	17-Apr-12	**Date**	:	17-Apr-12

Lam Geotechincs Limited

Calibration Data for High Volume Sampler (TSP Sampler)

Location	:	CMA4a	**Calbration Date**	:	17-Feb-12
Equipment no.	:	EL390	**Calbration Due Dat**	:	17-Apr-12

CALIBRATION OF CONTINUOUS FLOW RECORDER

Ambient Condition					
Temperature, T_a	288	Kelvin	**Pressure, P_a**	1018	mmHg

Orifice Transfer Standard Information					
Equipment No.	**EL086**	**Slope, m_c**	2.01593	**Intercept, bc**	-0.03978
Last Calibration Date	11-Jul-11	$(H \times P_a / 1013.3 \times 298 / T_a)^{1/2}$			
Next Calibration Date	11-Jul-12	$= m_c \times Q_{std} + b_c$			

Calibration of RSP						
Calibration Point	**Manometer Reading H (inches of water)**			**Q_{std}** (m^3 / min.)	**Continuous Flow Recorder, W**	**IC** ($(W(P_a/1013.3 \times 298/T_a)^{1/2}/35.31)$)
	(up)	(down)	(difference)	**X-axis**	(CFM)	**Y-axis**
1	5.9	5.9	11.8	1.7571	59	60.1546
2	4.9	4.9	9.8	1.6030	52	53.0176
3	3.5	3.5	7.0	1.3578	45	45.8806
4	2.3	2.3	4.6	1.1045	35	35.6849
5	1.4	1.4	2.8	0.8660	29	29.5675

By Linear Regression of Y on X

Slope, m	=	34.2898	Intercept, b	=	-1.0076
Correlation Coefficient*	=	0.9968			
Calibration Accepted	=	Yes/~~No~~**			

* if Correlation Coefficient < 0.990, check and recalibration again.

** Delete as appropriate.

Remarks : _____

Calibrated by	:	Sam Lam	**Checked by**	:	Cherry Mak
Date	:	17-Feb-12	**Date**	:	17-Feb-12

Lam Geotechincs Limited

Calibration Data for High Volume Sampler (TSP Sampler)

Location	:	CMA4a	**Calbration Date**	:	17-Apr-12
Equipment no.	:	EL390	**Calbration Due Dat**	:	17-Jun-12

CALIBRATION OF CONTINUOUS FLOW RECORDER

Ambient Condition					
Temperature, T_a	528	Kelvin	**Pressure, P_a**	1015	mmHg

Orifice Transfer Standard Information					
Equipment No.	**EL086**	**Slope, m_c**	2.01593	**Intercept, bc**	-0.03978
Last Calibration Date	11-Jul-11	$(H \times P_a / 1013.3 \times 298 / T_a)^{1/2}$			
Next Calibration Date	11-Jul-12	$= m_c \times Q_{std} + b_c$			

Calibration of RSP						
Calibration Point	**Manometer Reading H (inches of water)**			**Q_{std}** (m^3 / min.)	**Continuous Flow Recorder, W**	**IC** ($(W(P_a/1013.3 \times 298/T_a)^{1/2}/35.31)$)
	(up)	(down)	(difference)	**X-axis**	(CFM)	**Y-axis**
1	6.0	6.0	12.0	1.3118	60	45.1135
2	4.9	4.9	9.8	1.1873	53	39.8502
3	3.6	3.6	7.2	1.0205	44	33.0832
4	2.4	2.4	4.8	0.8369	35	26.3162
5	1.4	1.4	2.8	0.6438	27	20.3011

By Linear Regression of Y on X

Slope, m	=	37.3022	Intercept, b	=	-4.3719
Correlation Coefficient*	=	0.9982			
Calibration Accepted	=	Yes/~~No~~**			

* if Correlation Coefficient < 0.990, check and recalibration again.

** Delete as appropriate.

Remarks : _____

Calibrated by	:	Sam Lam	**Checked by**	:	Derek Lo
Date	:	17-Apr-12	**Date**	:	17-Apr-12

Lam Geotechincs Limited

Calibration Data for High Volume Sampler (TSP Sampler)

Location	:	CMA3a	**Calbration Date**	:	17-Feb-12
Equipment no.	:	EL888	**Calbration Due Dat**	:	17-Apr-12

CALIBRATION OF CONTINUOUS FLOW RECORDER

Ambient Condition					
Temperature, T_a	288	Kelvin	**Pressure, P_a**	1018	mmHg

Orifice Transfer Standard Information					
Equipment No.	**EL086**	**Slope, m_c**	2.01593	**Intercept, bc**	-0.03978
Last Calibration Date	11-Jul-11	$(H \times P_a / 1013.3 \times 298 / T_a)^{1/2}$			
Next Calibration Date	11-Jul-12	$= m_c \times Q_{std} + b_c$			

Calibration of RSP						
Calibration Point	**Manometer Reading H (inches of water)**			**Q_{std}** (m^3 / min.)	**Continuous Flow Recorder, W**	**IC** ($(W(P_a/1013.3 \times 298/T_a)^{1/2}/35.31)$)
	(up)	(down)	(difference)	**X-axis**	(CFM)	**Y-axis**
1	5.8	5.8	11.6	1.7423	46	46.9002
2	4.6	4.6	9.2	1.5538	41	41.8023
3	3.6	3.6	7.2	1.3768	34	34.6654
4	2.3	2.3	4.6	1.1045	25	25.4892
5	1.5	1.5	3.0	0.8957	15	15.2935

By Linear Regression of Y on X

Slope, m	=	37.1881	Intercept, b	=	-16.8016
Correlation Coefficient*	=	0.9962			
Calibration Accepted	=	Yes/~~No~~**			

* if Correlation Coefficient < 0.990, check and recalibration again.

** Delete as appropriate.

Remarks : _____

Calibrated by	:	Sam Lam	**Checked by**	:	Cherry Mak
Date	:	17-Feb-12	**Date**	:	17-Feb-12

Lam Geotechincs Limited

Calibration Data for High Volume Sampler (TSP Sampler)

Location	:	CMA3a	**Calbration Date**	:	17-Apr-12
Equipment no.	:	EL888	**Calbration Due Dat**	:	17-Jun-12

CALIBRATION OF CONTINUOUS FLOW RECORDER

Ambient Condition					
Temperature, T_a	298	Kelvin	**Pressure, P_a**	1015	mmHg

Orifice Transfer Standard Information					
Equipment No.	**EL086**	**Slope, m_c**	2.01593	**Intercept, bc**	-0.03978
Last Calibration Date	11-Jul-11	$(H \times P_a / 1013.3 \times 298 / T_a)^{1/2}$			
Next Calibration Date	11-Jul-12	$= m_c \times Q_{std} + b_c$			

Calibration of RSP						
Calibration Point	**Manometer Reading H (inches of water)**			**Q_{std}** (m^3 / min.)	**Continuous Flow Recorder, W**	**IC** ($(W(P_a/1013.3 \times 298/T_a)^{1/2}/35.31)$)
	(up)	(down)	(difference)	**X-axis**	(CFM)	**Y-axis**
1	5.8	5.8	11.6	1.7106	47	47.0394
2	4.6	4.6	9.2	1.5256	41	41.0344
3	3.7	3.7	7.4	1.3703	35	35.0293
4	2.4	2.4	4.8	1.1074	24	24.0201
5	1.5	1.5	3.0	0.8796	14	14.0117

By Linear Regression of Y on X

Slope, m	=	40.1015	Intercept, b	=	-20.6552
Correlation Coefficient*	=	0.9985			
Calibration Accepted	=	Yes/~~No~~**			

* if Correlation Coefficient < 0.990, check and recalibration again.

** Delete as appropriate.

Remarks : _____

Calibrated by	:	Sam Lam	**Checked by**	:	Derek Lo
Date	:	17-Apr-12	**Date**	:	17-Apr-12

Lam Geotechincs Limited

Calibration Data for High Volume Sampler (TSP Sampler)

Location	:	CMA2a	**Calbration Date**	:	17-Feb-12
Equipment no.	:	EL449	**Calbration Due Dat**	:	17-Apr-12

CALIBRATION OF CONTINUOUS FLOW RECORDER

Ambient Condition					
Temperature, T_a	288	Kelvin	**Pressure, P_a**	1018	mmHg

Orifice Transfer Standard Information					
Equipment No.	**EL086**	**Slope, m_c**	2.01593	**Intercept, bc**	-0.03978
Last Calibration Date	11-Jul-11	$(H \times P_a / 1013.3 \times 298 / T_a)^{1/2}$			
Next Calibration Date	11-Jul-12	$= m_c \times Q_{std} + b_c$			

Calibration of RSP						
Calibration Point	**Manometer Reading H (inches of water)**			**Q_{std}** (m^3 / min.)	**Continuous Flow Recorder, W**	**IC** ($(W(P_a/1013.3 \times 298/T_a)^{1/2}/35.31)$)
	(up)	(down)	(difference)	**X-axis**	(CFM)	**Y-axis**
1	6.3	6.3	12.6	1.8150	52	53.0176
2	5.2	5.2	10.4	1.6507	45	45.8806
3	4.0	4.0	8.0	1.4502	38	38.7436
4	2.6	2.6	5.2	1.1730	28	28.5479
5	1.6	1.6	3.2	0.9245	16	16.3131

By Linear Regression of Y on X

Slope, m	=	40.2228	Intercept, b	=	-19.9196
Correlation Coefficient*	=	0.9982			
Calibration Accepted	=	Yes/~~No~~**			

* if Correlation Coefficient < 0.990, check and recalibration again.

** Delete as appropriate.

Remarks : _____

Calibrated by	:	Sam Lam	**Checked by**	:	Cherry Mak
Date	:	17-Feb-12	**Date**	:	17-Feb-12

Lam Geotechincs Limited

Calibration Data for High Volume Sampler (TSP Sampler)

Location	:	CMA2a	**Calbration Date**	:	17-Apr-12
Equipment no.	:	EL449	**Calbration Due Dat**	:	17-Jun-12

CALIBRATION OF CONTINUOUS FLOW RECORDER

Ambient Condition					
Temperature, T_a	298	Kelvin	**Pressure, P_a**	1015	mmHg

Orifice Transfer Standard Information					
Equipment No.	**EL086**	**Slope, m_c**	2.01593	**Intercept, bc**	-0.03978
Last Calibration Date	11-Jul-11	$(H \times P_a / 1013.3 \times 298 / T_a)^{1/2}$			
Next Calibration Date	11-Jul-12	$= m_c \times Q_{std} + b_c$			

Calibration of RSP						
Calibration Point	**Manometer Reading H (inches of water)**			**Q_{std}** (m^3 / min.)	**Continuous Flow Recorder, W**	**IC** ($(W(P_a/1013.3 \times 298/T_a)^{1/2}/35.31)$)
	(up)	(down)	(difference)	**X-axis**	(CFM)	**Y-axis**
1	6.2	6.2	12.4	1.7680	52	52.0436
2	5.1	5.1	10.2	1.6053	44	44.0369
3	4.0	4.0	8.0	1.4239	37	37.0310
4	2.5	2.5	5.0	1.1299	26	26.0218
5	1.5	1.5	3.0	0.8796	14	14.0117

By Linear Regression of Y on X

Slope, m	=	41.6997	Intercept, b	=	-22.1386
Correlation Coefficient*	=	0.9988			
Calibration Accepted	=	Yes/~~No~~**			

* if Correlation Coefficient < 0.990, check and recalibration again.

** Delete as appropriate.

Remarks : _____

Calibrated by	:	Sam Lam	**Checked by**	:	Derek Lo
Date	:	17-Apr-12	**Date**	:	17-Apr-12

Lam Geotechincs Limited

Calibration Data for High Volume Sampler (TSP Sampler)

Location	:	CMA1b	**Calbration Date**	:	17-Feb-12
Equipment no.	:	EL452	**Calbration Due Dat**	:	17-Apr-12

CALIBRATION OF CONTINUOUS FLOW RECORDER

Ambient Condition					
Temperature, T_a	288	Kelvin	**Pressure, P_a**	1018	mmHg

Orifice Transfer Standard Information					
Equipment No.	**EL086**	**Slope, m_c**	2.01593	**Intercept, bc**	-0.03978
Last Calibration Date	11-Jul-11	$(H \times P_a / 1013.3 \times 298 / T_a)^{1/2}$			
Next Calibration Date	11-Jul-12	$= m_c \times Q_{std} + b_c$			

Calibration of RSP						
Calibration Point	**Manometer Reading H (inches of water)**			**Q_{std}** (m^3 / min.)	**Continuous Flow Recorder, W**	**IC** ($(W(P_a/1013.3 \times 298/T_a)^{1/2}/35.31)$)
	(up)	(down)	(difference)	**X-axis**	(CFM)	**Y-axis**
1	6.1	6.1	12.2	1.7863	61	62.1937
2	5.0	5.0	10.0	1.6191	54	55.0567
3	3.8	3.8	7.6	1.4140	46	46.9002
4	2.5	2.5	5.0	1.1506	36	36.7045
5	1.6	1.6	3.2	0.9245	25	25.4892

By Linear Regression of Y on X

Slope, m	=	41.8759	Intercept, b	=	-12.4733
Correlation Coefficient*	=	0.9990			
Calibration Accepted	=	Yes/~~No~~**			

* if Correlation Coefficient < 0.990, check and recalibration again.

** Delete as appropriate.

Remarks : _____

Calibrated by	:	Sam Lam	**Checked by**	:	Cherry Mak
Date	:	17-Feb-12	**Date**	:	17-Feb-12

Lam Geotechincs Limited

Calibration Data for High Volume Sampler (TSP Sampler)

Location	:	CMA1b	**Calbration Date**	:	17-Apr-12
Equipment no.	:	EL452	**Calbration Due Dat**	:	17-Jun-12

CALIBRATION OF CONTINUOUS FLOW RECORDER

Ambient Condition					
Temperature, T_a	298	Kelvin	**Pressure, P_a**	1015	mmHg

Orifice Transfer Standard Information					
Equipment No.	**EL086**	**Slope, m_c**	2.01593	**Intercept, bc**	-0.03978
Last Calibration Date	11-Jul-11	$(H \times P_a / 1013.3 \times 298 / T_a)^{1/2}$			
Next Calibration Date	11-Jul-12	$= m_c \times Q_{std} + b_c$			

Calibration of RSP						
Calibration Point	**Manometer Reading H (inches of water)**			**Q_{std}** (m^3 / min.)	**Continuous Flow Recorder, W**	**IC** ($(W(P_a/1013.3 \times 298/T_a)^{1/2}/35.31)$)
	(up)	(down)	(difference)	**X-axis**	(CFM)	**Y-axis**
1	6.0	6.0	12.0	1.7395	62	62.0520
2	5.0	5.0	10.0	1.5897	54	54.0453
3	3.9	3.9	7.8	1.4063	47	47.0394
4	2.5	2.5	5.0	1.1299	36	36.0302
5	1.5	1.5	3.0	0.8796	25	25.0210

By Linear Regression of Y on X

Slope, m	=	42.1038	Intercept, b	=	-11.9605
Correlation Coefficient*	=	0.9990			
Calibration Accepted	=	Yes/~~No~~**			

* if Correlation Coefficient < 0.990, check and recalibration again.

** Delete as appropriate.

Remarks : _____

Calibrated by	:	Sam Lam	**Checked by**	:	
Date	:	17-Apr-12	**Date**	:	17-Apr-12

Hong Kong Calibration Ltd.
香港校正有限公司

Calibration Certificate

Certificate No. **12889**

Customer : Lam Geotechnics Limited

Address : 11/F., Centre Point, 181-185 Gloucester Road, Wanchai, Hong Kong

Order No. : Q10982 **Date of receipt :** 25-May-11

Item Tested

Description : Sound Level Calibrator

Manufacturer : Rion

Model : NC-73 **Serial No. :** 10465798

Test Conditions

Date of Test : 26-May-11 **Supply Voltage :** --

Ambient Temperature : (23 ± 3)°C **Relative Humidity :** (50 ± 25) %

Test Specifications

Calibration check.

Ref. Document/Procedure : F21, Z02.

Test Results

All results were within the manufacturer's specification after adjustment.

The results are shown in the attached page(s).

Main Test equipment used:

Equipment No.	Description	Cert. No.	Traceable to
S014	Spectrum Analyzer	03926	NIM-PRC & SCL-HKSAR
S024	Sound Level Calibrator	04062	NIM-PRC & SCL-HKSAR
S041	Universal Counter	04461	SCL-HKSAR
S206	Sound Level Meter	04462	SCL-HKSAR

The values given in this Calibration Certificate only relate to the values measured at the time of the test and any uncertainties quoted will not include allowance for the equipment long term drift, variations with environmental changes, vibration and shock during transportation, overloading, mis-handling, or the capability of any other laboratory to repeat the measurement. Hong Kong Calibration Ltd. shall not be liable for any loss or damage resulting from the use of the equipment.

The test equipment used for calibration are traceable to International System of Units (SI).
The test results apply to the above Unit-Under-Test only

Calibrated by : P. F. Wong

Approved by : Alan Chu

Date: 26-May-11

This Certificate is issued by:
Hong Kong Calibration Ltd.
Unit 8B, 24/F., Well Fung Industrial Centre, No. 58-76, Ta Chuen Ping Street,Kwai Chung, NT,Hong Kong.
Tel: 2425 8801 Fax: 2425 8646

The copyright of this certificate is owned by Hong Kong Calibration Ltd.. It may not be reproduced except in full.

Hong Kong Calibration Ltd.
香港校正有限公司

Calibration Certificate

Certificate No. 12889

Results :

1. Level Accuracy (at 1 kHz)

UUT Nominal Value	Measured Value		Mfr's Spec.
	Before Adjust.	After Adjust.	
94 dB	*95.20 dB	93.94 dB	± 1 dB

Uncertainty : ± 0.2 dB

2. Frequency Accuracy

UUT Nominal Value	Measured Value	Mfr's Spec.
1 kHz	0.994 kHz	± 2 %

Uncertainty : ± 0.1 %

3. Level Stability : 0.0 dB
Uncertainty : ± 0.01 dB

4. Total Harmonic Distortion : < 0.5 %
Mfr's Spec. : < 3 %
Uncertainty : ± 2.3 % of reading

Remark : 1. UUT : Unit-Under-Test
2. The uncertainty claimed is for a confidence probability of not less than 95%.
3. The above measured values are the mean of 3 measurement.
4. Atmospheric Pressure : 1 004 hPa
5. *Out of Specification

---------- END ----------

The copyright of this certificate is owned by Hong Kong Calibration Ltd., It may not be reproduced except in full.

Appendix 5.1

Monitoring Schedules for Reporting Month and Coming Reporting Month

Contract No. HK/2011/07
Wan Chai Development Phase II and Central-Wan Chai Bypass
Sampling, Field Measurement and Testing Works (Stage2)

Environmental Monitoring Schedule
April 2012

Sunday	Monday	Tuesday	Wednesday	Thursday	Friday	Saturday
25-Mar	**26-Mar** 1hr TSP x 3	**27-Mar** Noise Monitoring	**28-Mar**	29-Mar	30-Mar 24hr TSP	31-Mar 1hr TSP x 3
1-Apr	2-Apr Noise Monitoring	3-Apr 24hr TSP	4-Apr	5-Apr 1hr TSP x 3	6-Apr	7-Apr
8-Apr	9-Apr 24hr TSP	10-Apr	11-Apr 1hr TSP x 3	12-Apr	13-Apr Noise Monitoring	14-Apr
15-Apr	16-Apr 24hr TSP	17-Apr Noise Monitoring 1hr TSP x 3 24hr TSP (CMA3a, MA1e)	18-Apr	19-Apr Noise Monitoring (M7e)	20-Apr 24hr TSP Noise Monitoring (M4b, M5b, M6, M7w)	21-Apr 1hr TSP x 3 24hr TSP (MA1e)
22-Apr	23-Apr	24-Apr Noise Monitoring 24hr TSP (CMA3a)	25-Apr	26-Apr 24hr TSP	27-Apr 1hr TSP x 3	28-Apr

Contract No. HK/2011/07
Wan Chai Development Phase II and Central-Wan Chai Bypass
Sampling, Field Measurement and Testing Works (Stage2)

Tentative Environmental Monitoring Schedule
May 2012

Sunday	Monday	Tuesday	Wednesday	Thursday	Friday	Saturday
29-Apr	30-Apr Noise Monitoring 24hr TSP (CMA1b)	1-May	2-May 24hr TSP	3-May 1hr TSP x 3	4-May	5-May
6-May	7-May	8-May 24hr TSP Noise Monitoring	9-May 1hr TSP x 3	10-May	11-May	12-May 24hr TSP
13-May	14-May 24hr TSP	15-May 1hr TSP x 3	16-May Noise Monitoring	17-May	18-May	19-May 24hr TSP
20-May	21-May 1hr TSP x 3	22-May Noise Monitoring	23-May	24-May	25-May 24hr TSP	26-May 1hr TSP x 3
27-May	28-May	29-May	30-May	31-May	1-Jun	2-Jun

Remarks (Air)

1. Cut-off date is at the 27th of each reporting month.
2. Actual monitoring will subject to change due to any safety concern or adverse weather condition.
3. Air Quality Monitoring Stations corresponding to active contracts are sub-divided below
   - Contract HK/2009/01: CMA5a(Commenced and reported in Apr 2011)
   - Contract HK/2009/02: CMA4a (Commenced and reported in Feb 2011)
   - Contract HY/2009/17: CMA1b and CMA2a (Commenced on 17 Jun 2010)
   - Contract HY/2009/19: CMA1b and CMA2a (Commenced on 17 Jun 2010, To be reported in Monthly report on 11 Aug 2010) and CMA2a (Commenced on 12 May 2010, To be reported in Monthly report on 11
     Due to the changing of land ownership at Oil Street Community Liaison Centre from Contractor to FEHD, the air quality monitoring at CMA1b was suspended on 18 September 2011. The p
     installation of HVS at temporary FEHD depot was obtained from the premises owner on early November 2011 and TSP monitoring at CMA1b was resumed on 14 November 2011.
   - Contract HY/2009/15: CMA3a (Commenced and reported on 15 Mar 2011)
   - Contract HY/2009/19: MA1e and MA1w (Commenced and reported on 9 Sept 2010)

Remarks (Noise)

1. Cut-off date is at the 27th of each reporting month.
2. Actual monitoring will subject to change due to any safety concern or adverse weather condition.
3. Noise Quality Monitoring Stations corresponding to active contracts are sub-divided below
   - Contract HK/2009/01 and HK/2009/02: M1a (Commenced on 30 Mar 2010, To be reported in Monthly report on 6 July 2010)
   - Contract HY/2009/19: M4b, M5b (Commenced on 23 Mar 2010 when dredging work starts), M6(Commenced on 10 May 2010) and M3a (Commenced on 10 May 2010, To be reported in Monthly report on 10 N
   - Contract HY/2009/15: M2b(Commenced and reported on 10 Nov 2010) and M3a (Commenced on 10 May 2010, To be reported in Monthly report on 10 Nov 2010)
   - Contract HY/2009/18: M7e, M7w(Commenced on 30 Aug 2010)
4. Day time noise will be monitored for Leq(30min) during the period between 07:00 and 19:00 for active contract(s)

Appendix 5.2

Noise Monitoring Results and Graphical Presentations

Noise Monitoring Result

Day Time (0700 - 1900hrs on normal weekdays)

Location: M1a - Harbour Road Sports Centre

Date	Time	Weather	Measurement Noise Level			Baseline Level	Construction Noise Level	Limit Level
			Leq	L10	L90	Leq	Leq	Leq
			Unit: dB(A), (30-min)					
02/04/12	11:29	Cloudy	72.0	75.0	66.0	72	72	75
13/04/12	11:23	Sunny	73.0	75.5	68.0	72	65	75
17/04/12	15:55	Cloudy	73.0	75.2	69.3	72	65	75
24/04/12	08:00	Fine	72.5	75.2	67.7	72	61	75

Location: M2b - Noon-day gun area

Date	Time	Weather	Measurement Noise Level			Baseline Level	Construction Noise Level	Limit Level
			Leq	L10	L90	Leq	Leq	Leq
			Unit: dB(A), (30-min)					
02/04/12	9:13	Cloudy	70.7	72.0	68.5	68	68	75
13/04/12	15:33	Fine	70.7	72.5	68.0	68	68	75
17/04/12	16:43	Cloudy	69.1	70.7	66.9	68	64	75
24/04/12	08:55	Fine	68.9	70.7	66.6	68	63	75

Location: M3a - Tung Lo Wan Fire Station

Date	Time	Weather	Measurement Noise Level			Baseline Level	Construction Noise Level	Limit Level
			Leq	L10	L90	Leq	Leq	Leq
			Unit: dB(A), (30-min)					
02/04/12	10:50	Cloudy	67.6	69.5	65.0	69	68	75
13/04/12	16:37	Fine	67.7	69.5	64.0	69	68	75
17/04/12	17:30	Cloudy	68.9	69.1	66.8	69	52	75
24/04/12	09:37	Fine	69.1	71.4	65.5	69	57	75

Location: M4b - Victoria Centre

Date	Time	Weather	Measurement Noise Level			Baseline Noise Level	Construction Noise Level	Limit Level
			Leq	L10	L90	Leq	Leq	Leq
			Unit: dB(A), (30min)					
02/04/12	11:43	Cloudy	70.6	72.0	68.0	67	68	75
13/04/12	14:55	Sunny	69.2	70.5	67.6	67	65	75
20/04/12	15:17	Cloudy	67.7	68.9	66.3	67	57	75
24/04/12	10:26	Fine	69.6	71.3	67.7	67	66	75

Location: M5b - City Garden

Date	Time	Weather	Measurement Noise Level			Baseline Level	Construction Noise Level	Limit Level
			Leq	L10	L90	Leq	Leq	Leq
			Unit: dB(A), (30min)					
02/04/12	13:39	Cloudy	73.1	74.5	70.5	68	71	75
13/04/12	17:33	Fine	73.8	75.0	71.5	68	72	75
20/04/12	09:50	Cloudy	71.1	73.2	68.0	68	68	75
24/04/12	11:11	Fine	69.7	70.7	67.4	68	65	75

Location: M6 - HK Baptist Church Henrietta Secondary School

Date	Time	Weather	Measurement Noise Level			Baseline Level	Construction Noise Level	Limit Level
			Leq	L10	L90	Leq	Leq	Leq
			Unit: dB(A), (30-min)					
02/04/12	14:56	Cloudy	74.0	75.0	72.0	71	71	65
13/04/12	18:10	Fine	72.8	74.0	70.5	71	69	70
20/04/12	17:21	Cloudy	72.7	74.4	69.5	71	68	70
24/04/12	15:06	Fine	72.9	74.4	71.1	71	69	70

Noise Monitoring Result

Day Time (0700 - 1900hrs on normal weekdays)

Location: M7e - International Finance Centre (Eastern End of Podium)

Date	Time	Weather	Measurement Noise Level			Baseline Level	Construction Noise Level	Limit Level
			Leq	L10	L90	Leq	Leq	Leq
			Unit: dB(A), (30-min)					
02/04/12	16:09	Cloudy	74.5	75.8	70.5	67	74	75
13/04/12	09:34	Cloudy	75.6	77.5	72.5	67	75	75
19/04/12	10:50	Cloudy	74.9	75.9	73.2	67	74	75
24/04/12	14:13	Fine	73.9	75.5	70.6	67	73	75

Location: M7w - International Finance Centre (Western End of Podium)

Date	Time	Weather	Measurement Noise Level			Baseline Level	Construction Noise Level	Limit Level
			Leq	L10	L90	Leq	Leq	Leq
			Unit: dB(A), (30-min)					
02/04/12	17:05	Cloudy	65.8	67.0	63.0	69	66	75
13/04/12	10:27	Sunny	68.4	69.5	66.0	69	68	75
20/04/12	08:10	Cloudy	74.2	77.7	73.1	69	72	75
24/04/12	14:51	Fine	68.4	70.1	65.3	69	68	75

Graphic Presentation of Noise Monitoring Result

Day Time (0700 - 1900hrs on normal weekdays)

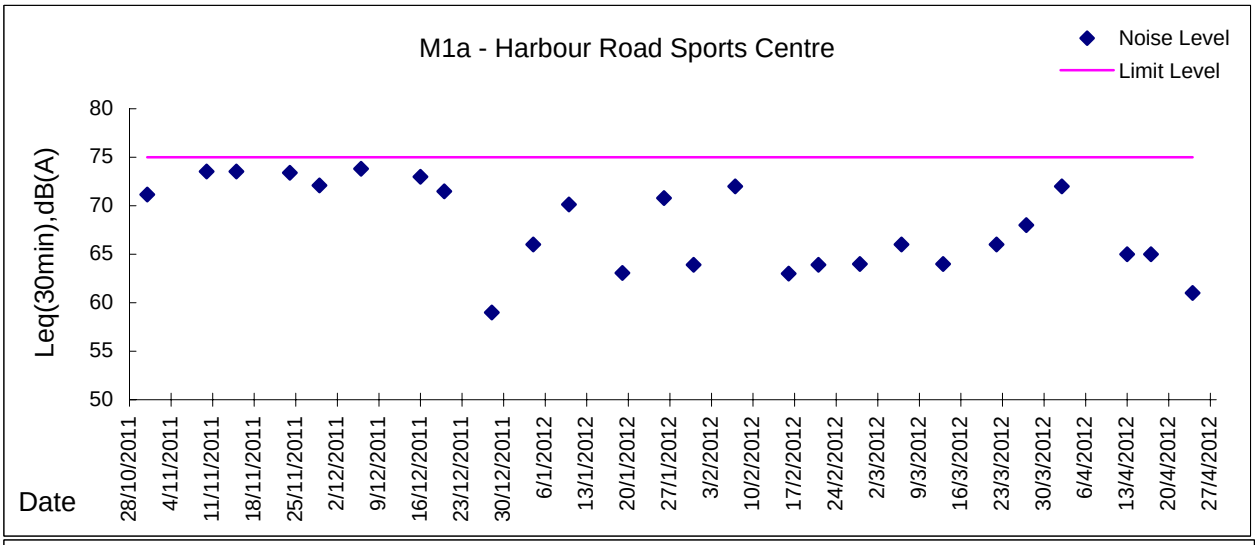

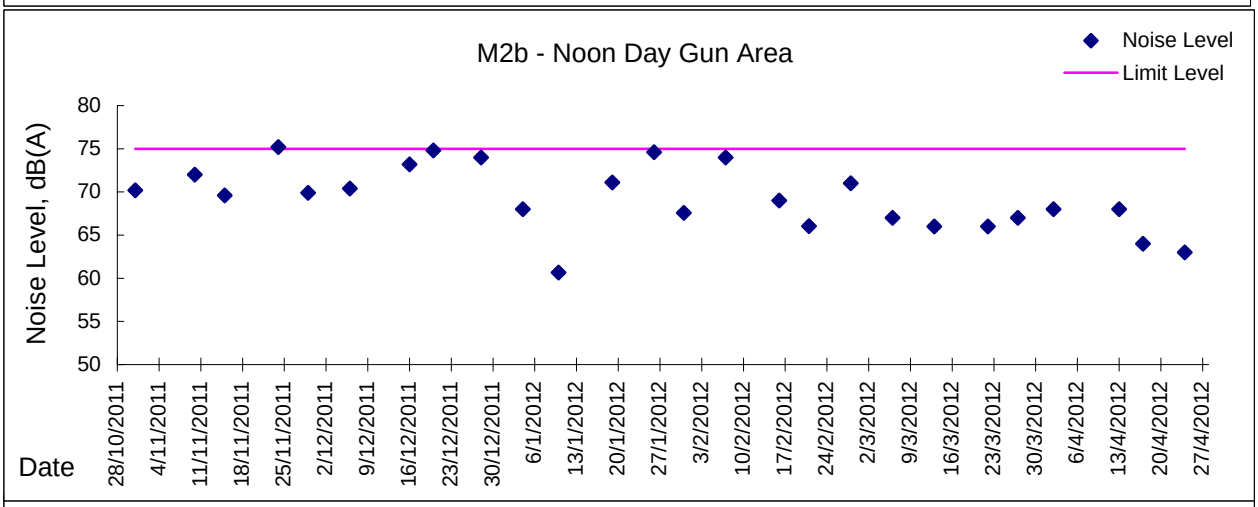

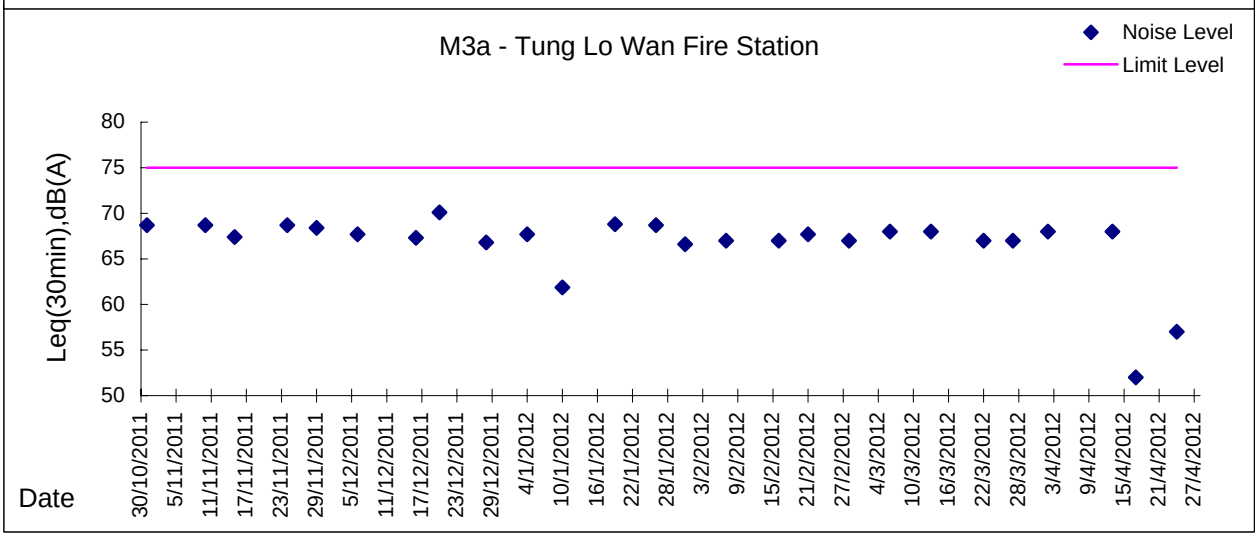

Graphic Presentation of Noise Monitoring Result

Day Time (0700 - 1900hrs on normal weekdays)

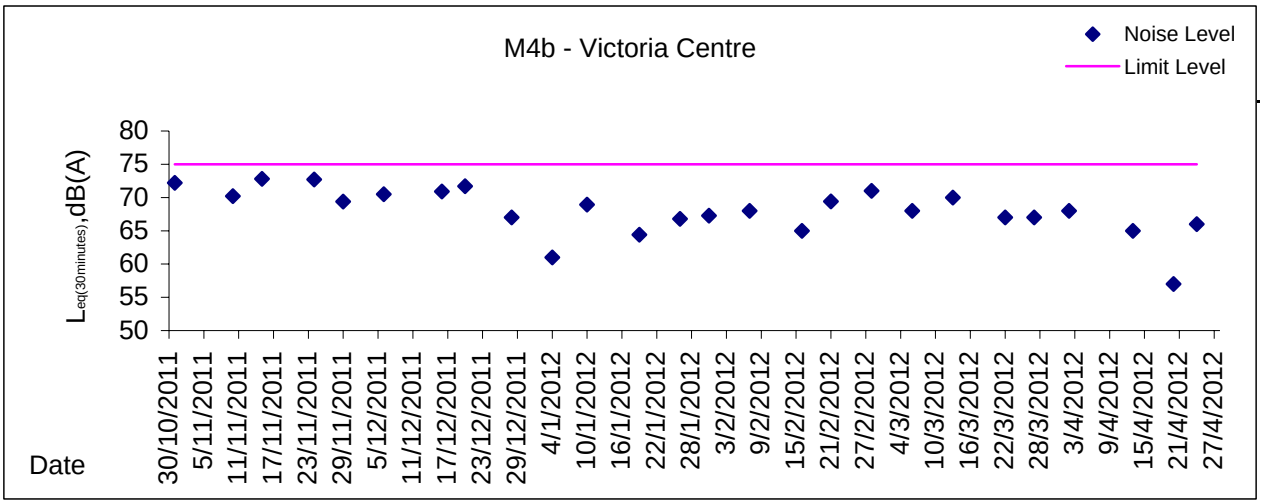

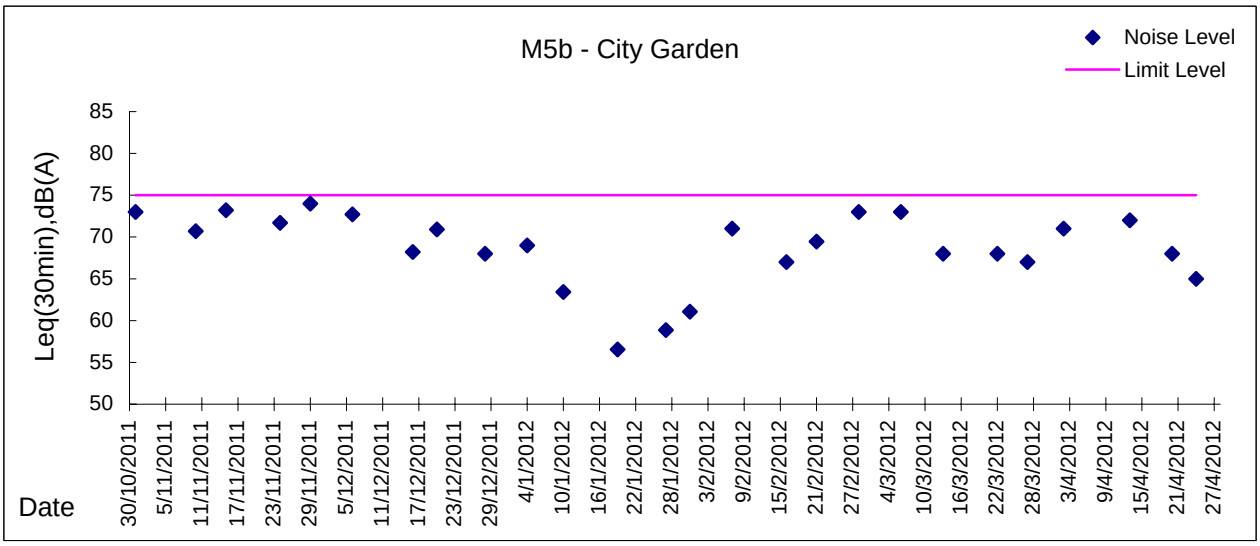

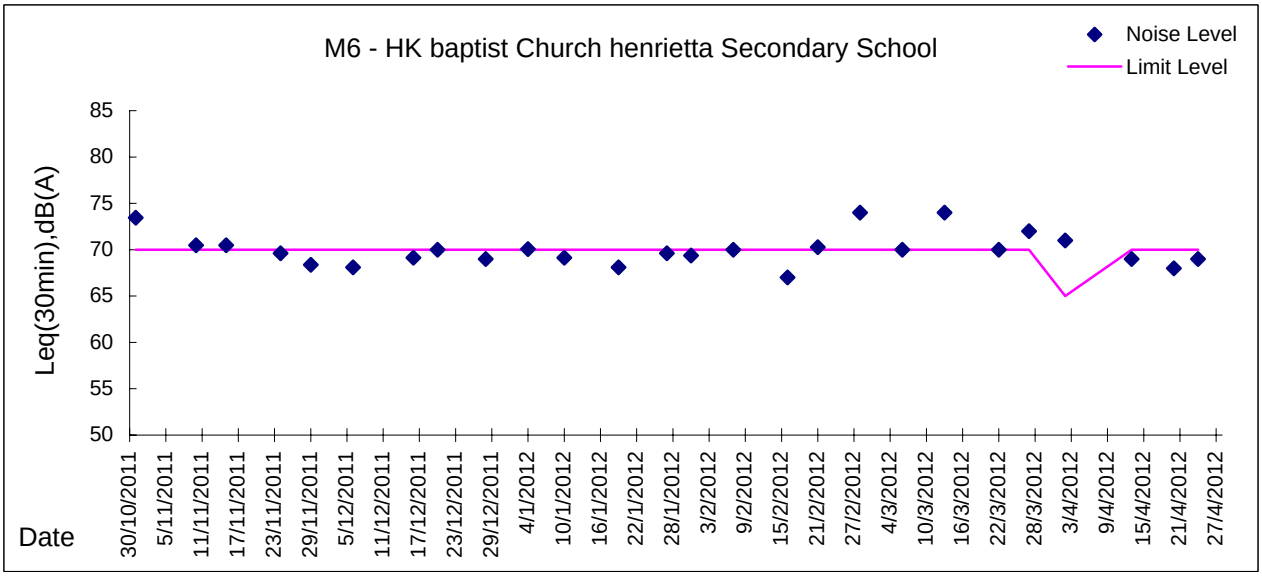

Graphic Presentation of Noise Monitoring Result

Day Time (0700 - 1900hrs on normal weekdays)

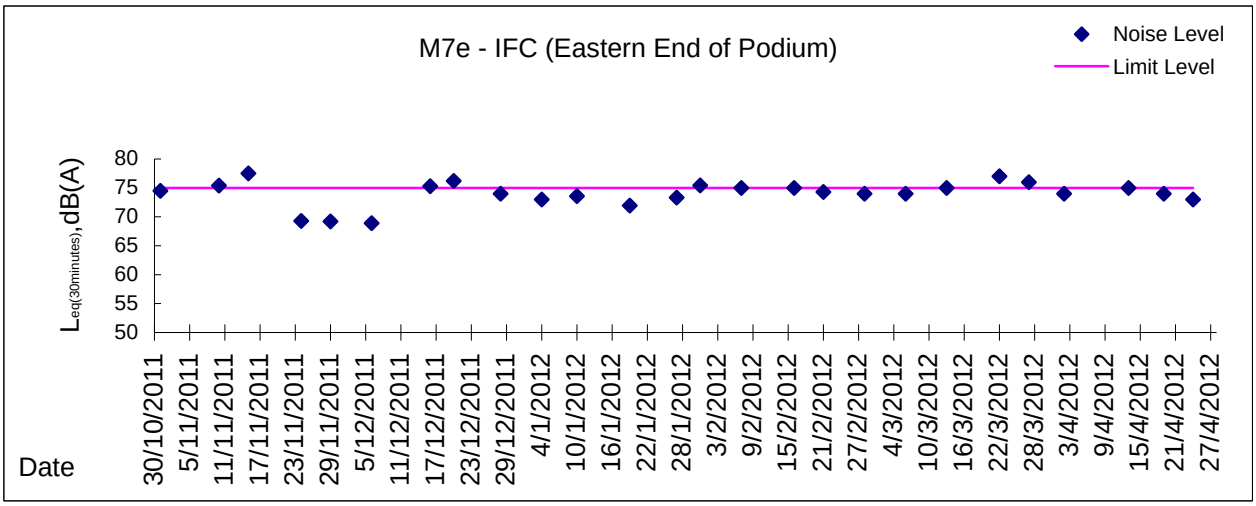

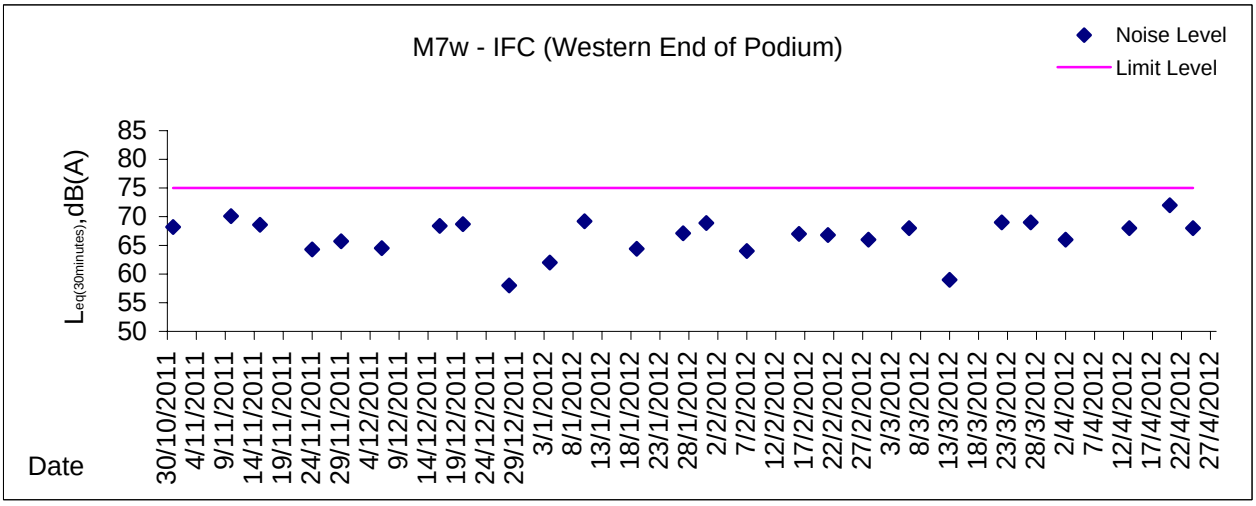

Appendix 5.3

Air *Quality Monitoring Results and Graphical Presentations*

Location: CMA1b - Oil St Community Liaison Centre

Report on 24-hour TSP monitoring
Action Level (μg/m3) - 176.7
Limit Level (μg/m3) - 260

Date	Sampling Time	Weather Condition	Filter paper no.	Filter Weight, g		Elapse Time, hr		Sampling Time, hr	Flow Rate, m^3/min			Total Volume, m^3	TSP Level, $\mu g/m^3$
				Initial	Final	Initial	Final		Initial, Q_{si}	Final, Q_{sf}	Average		
30-Mar-12	8:00	Cloudy	002364	2.8171	3.0519	744.17	768.18	24.01	1.01	1.13	1.07	1542	152
3-Apr-12	8:00	Cloudy	002508	2.7763	3.0530	771.18	795.17	23.99	1.22	1.22	1.22	1754	158
9-Apr-12	8:00	Fine	002545	2.7364	2.8212	798.17	822.17	24.00	1.08	1.01	1.04	1501	56
16-Apr-12	8:00	Rainy	002613	2.7639	2.8950	825.17	849.17	24.00	1.21	1.17	1.19	1717	76
20-Apr-12	8:00	Rainy	002670	2.7760	2.8975	852.17	876.73	24.56	1.08	0.99	1.03	1522	80

* Due to lack of electricity supply, the 24 hr-TSP was rescheduled form 26 Apr 2012 to 30 Apr 2012

Report on 1-hour TSP monitoring
Action Level (μg/m3) - 320.1
Limit Level (μg/m3) - 500

Date	Sampling Time	Weather Condition	Filter paper no.	Filter Weight, g		Elapse Time, hr		Sampling Time, hr	Flow Rate, m^3/min			Total Volume, m^3	TSP Level, $\mu g/m^3$
				Initial	Final	Initial	Final		Initial, Q_{si}	Final, Q_{sf}	Average		
31-Mar-12	9:00	Cloudy	002519	2.7884	2.7975	768.18	769.18	1.00	1.22	1.22	1.22	73	124
31-Mar-12	10:00	Cloudy	002517	2.7599	2.7683	769.18	770.18	1.00	1.22	1.22	1.22	73	115
31-Mar-12	13:00	Cloudy	002510	2.7077	2.7165	770.18	771.18	1.00	1.22	1.22	1.22	73	120
5-Apr-12	9:40	Cloudy	002551	2.7537	2.7646	795.17	796.17	1.00	1.20	1.17	1.18	71	153
5-Apr-12	10:45	Cloudy	002549	2.7334	2.7475	796.17	797.17	1.00	1.17	1.17	1.17	70	201
5-Apr-12	13:00	Cloudy	002547	2.7691	2.7826	797.17	798.17	1.00	1.17	1.17	1.17	70	192
11-Apr-12	8:40	Sunny	002622	2.7762	2.7888	822.17	823.17	1.00	1.16	1.21	1.19	71	177
11-Apr-12	9:45	Sunny	002619	2.7647	2.7717	823.17	824.17	1.00	1.14	1.16	1.15	69	101
11-Apr-12	10:52	Sunny	002616	2.7521	2.7611	824.17	825.17	1.00	1.19	1.19	1.19	71	126
17-Apr-12	8:25	Rainy	002643	2.7710	2.7884	849.17	850.17	1.00	0.94	1.03	0.99	59	293
17-Apr-12	13:27	Rainy	002403	2.7882	2.8039	850.17	851.17	1.00	1.20	1.17	1.18	71	221
17-Apr-12	15:00	Rainy	002376	2.7828	2.7910	851.17	852.17	1.00	1.17	1.17	1.17	70	117
21-Apr-12	8:37	Cloudy	002668	2.7557	2.7748	876.73	877.73	1.00	1.06	1.08	1.07	64	298
21-Apr-12	9:48	Cloudy	002777	2.8037	2.8218	877.73	878.73	1.00	1.22	1.24	1.23	74	246
21-Apr-12	10:50	Cloudy	002776	2.8087	2.8237	878.73	879.73	1.00	1.19	1.24	1.22	73	206
27-Apr-12	8:54	Cloudy	002774	2.8185	2.8412	879.73	880.73	1.00	1.19	1.24	1.22	73	311
27-Apr-12	9:58	Cloudy	002602	2.7476	2.7680	880.73	881.73	1.00	1.19	1.19	1.19	72	285
27-Apr-12	11:00	Cloudy	002495	2.7339	2.7533	881.73	882.73	1.00	1.10	1.10	1.10	66	294

Location: CMA2a - Causeway Bay Community Centre

Report on 24-hour TSP monitoring
Action Level (μg/m3) - 169.5
Limit Level (μg/m3) - 260

Date	Sampling Time	Weather Condition	Filter paper no.	Filter Weight, g		Elapse Time, hr		Sampling Time, hr	Flow Rate, m^3/min			Total Volume, m^3	TSP Level, μg/m^3
				Initial	Final	Initial	Final		Initial, Q_{si}	Final, Q_{sf}	Average		
30-Mar-12	8:00	Cloudy	002365	2.7816	3.0365	10521.90	10545.90	24.00	1.43	1.46	1.44	2079	123
3-Apr-12	8:00	Cloudy	002509	2.7369	3.0358	10548.90	10572.90	24.00	1.45	1.46	1.45	2094	143
9-Apr-12	8:00	Fine	002544	2.7467	2.8561	10576.31	10600.31	24.00	1.43	1.33	1.38	1984	55
16-Apr-12	8:00	Rainy	002614	2.7653	2.9141	10603.31	10627.31	24.00	1.45	1.45	1.45	2089	71
20-Apr-12	8:00	Cloudy	002669	2.7506	2.9139	10630.31	10654.31	24.00	1.45	1.36	1.41	2027	81
26-Apr-12	8:00	Cloudy	002578	2.7666	3.0111	10657.32	10681.32	24.00	1.38	1.41	1.40	2010	122

Report on 1-hour TSP monitoring
Action Level (μg/m3) - 323.4
Limit Level (μg/m3) - 500

Date	Sampling Time	Weather Condition	Filter paper no.	Filter Weight, g		Elapse Time, hr		Sampling Time, hr	Flow Rate, m^3/min			Total Volume, m^3	TSP Level, μg/m^3
				Initial	Final	Initial	Final		Initial, Q_{si}	Final, Q_{sf}	Average		
31-Mar-12	8:50	Cloudy	002520	2.7510	2.7608	10545.90	10546.90	1.00	1.46	1.46	1.46	87	112
31-Mar-12	9:58	Cloudy	002518	2.7646	2.7741	10546.90	10547.90	1.00	1.46	1.46	1.46	87	109
31-Mar-12	11:00	Cloudy	002516	2.7696	2.7784	10547.90	10548.90	1.00	1.46	1.46	1.46	87	101
5-Apr-12	10:00	Cloudy	002550	2.7447	2.7644	10573.31	10574.74	1.43	1.41	1.41	1.41	121	163
5-Apr-12	11:02	Cloudy	002548	2.7608	2.7776	10574.31	10575.31	1.00	1.36	1.36	1.36	81	206
5-Apr-12	13:00	Cloudy	002546	2.7417	2.7570	10575.31	10576.31	1.00	1.38	1.38	1.38	83	185
11-Apr-12	8:20	Sunny	002623	2.7806	2.7936	10600.31	10601.31	1.00	1.40	1.40	1.40	84	155
11-Apr-12	9:25	Sunny	002620	2.7731	2.7877	10601.31	10602.31	1.00	1.44	1.44	1.44	87	168
11-Apr-12	10:32	Sunny	002617	2.7758	2.7852	10602.31	10603.31	1.00	1.44	1.49	1.47	88	107
17-Apr-12	13:53	Rainy	002592	2.7589	2.7847	10627.31	10628.31	1.00	1.45	1.41	1.43	86	301
17-Apr-12	15:11	Rainy	002593	2.7435	2.7596	10628.31	10629.31	1.00	1.41	1.41	1.41	84	191
17-Apr-12	16:26	Rainy	002671	2.7826	2.7976	10629.31	10630.31	1.00	1.45	1.45	1.45	87	172
21-Apr-12	8:20	Cloudy	002779	2.7974	2.8180	10654.31	10655.31	1.00	1.45	1.41	1.43	86	240
21-Apr-12	9:37	Cloudy	002778	2.8059	2.8267	10655.31	10656.31	1.00	1.59	1.31	1.45	87	239
21-Apr-12	10:55	Cloudy	002775	2.8010	2.8247	10656.31	10657.31	1.00	1.45	1.45	1.45	87	272
27-Apr-12	8:45	Rainy	002601	2.7486	2.7702	10681.32	10682.32	1.00	1.41	1.41	1.41	85	256
27-Apr-12	9:47	Rainy	002603	2.7648	2.7861	10682.32	10683.32	1.00	1.45	1.41	1.43	86	248
27-Apr-12	10:50	Rainy	002485	2.7452	2.7669	10683.32	10684.32	1.00	1.43	1.43	1.43	86	253

Location: CMA3a - CWB PRE Site Office Area

Report on 24-hour TSP monitoring
Action Level (µg/m3) - 171
Limit Level (µg/m3) - 260

Date	Sampling Time	Weather Condition	Filter paper no.	Filter Weight, g		Elapse Time, hr		Sampling Time, hr	Flow Rate, m^3/min			Total Volume, m^3	TSP Level, $\mu g/m^3$
				Initial	Final	Initial	Final		Initial, Q_{si}	Final, Q_{sf}	Average		
30-Mar-12	8:00	Cloudy	002394	2.8078	3.1420	11167.79	11191.79	24.00	1.67	1.70	1.69	2427	138
3-Apr-12	8:00	Cloudy	002500	2.7420	3.1002	11194.79	11218.78	23.99	1.64	1.65	1.64	2367	151
9-Apr-12	8:00	Fine	002468	2.7211	2.8394	11221.79	11245.79	24.00	1.64	1.61	1.63	2340	51
17-Apr-12	8:00	Rainy	002649	2.7680	2.9995	11251.80	11275.80	24.00	1.64	1.49	1.57	2255	103
24-Apr-12	14:30	Rainy	002604	2.7454	2.8811	11327.95	11351.95	24.00	1.56	1.56	1.56	2249	60
26-Apr-12	8:00	Cloudy	002577	2.7576	3.0756	11351.95	11375.95	24.00	1.62	1.62	1.62	2330	136

* Due to lack of electricity supply, the 24 hr-TSPs were rescheduled from 16 and 20 April 2012 to 17 and 24 April 2012

Report on 1-hour TSP monitoring
Action Level (µg/m3) - 311.3
Limit Level (µg/m3) - 500

Date	Sampling Time	Weather Condition	Filter paper no.	Filter Weight, g		Elapse Time, hr		Sampling Time, hr	Flow Rate, m^3/min			Total Volume, m^3	TSP Level, $\mu g/m^3$
				Initial	Final	Initial	Final		Initial, Q_{si}	Final, Q_{sf}	Average		
31-Mar-12	9:00	Cloudy	002505	2.7330	2.7460	11191.79	11192.79	1.00	1.44	1.44	1.44	86	150
31-Mar-12	10:05	Cloudy	002504	2.7372	2.7461	11192.79	11193.79	1.00	1.57	1.57	1.57	94	94
31-Mar-12	13:00	Cloudy	002503	2.7528	2.7616	11193.79	11194.79	1.00	1.62	1.62	1.62	97	90
5-Apr-12	14:15	Cloudy	002470	2.7408	2.7556	11218.78	11219.78	1.00	1.54	1.59	1.57	94	158
5-Apr-12	15:19	Cloudy	002465	2.6969	2.7108	11219.78	11220.78	1.00	1.59	1.59	1.59	95	146
5-Apr-12	16:25	Cloudy	002466	2.7170	2.7294	11220.78	11221.78	1.00	1.44	1.44	1.44	86	144
11-Apr-12	13:00	Suuny	02555	2.7374	2.7474	11245.79	11246.79	1.00	1.58	1.61	1.59	96	105
11-Apr-12	14:09	Suuny	002610	2.7463	2.7524	11246.79	11247.79	1.00	1.61	1.61	1.61	96	63
11-Apr-12	15:40	Suuny	002608	2.7582	2.7657	11247.79	11248.79	1.00	1.56	1.53	1.54	93	81
17-Apr-12	13:00	Rainy	002573	2.7640	2.7919	11248.79	11249.80	1.01	1.59	1.59	1.59	97	289
17-Apr-12	14:08	Rainy	002648	2.7590	2.7801	11249.80	11250.80	1.00	1.62	1.64	1.63	98	216
17-Apr-12	17:03	Rainy	002647	2.7662	2.7804	11250.80	11251.80	1.00	1.54	1.54	1.54	92	154
21-Apr-12	13:00	Cloudy	002693	2.7671	2.7922	11294.42	11295.42	1.00	1.62	1.62	1.62	97	259
21-Apr-12	14:23	Cloudy	002684	2.7729	2.8020	11295.42	11296.42	1.00	1.57	1.57	1.57	94	309
21-Apr-12	16:41	Cloudy	002683	2.7868	2.8102	11296.42	11297.42	1.00	1.57	1.62	1.59	96	245
27-Apr-12	9:27	Rainy	002687	2.7718	2.7995	11375.96	11376.96	1.00	1.55	1.52	1.54	92	301
27-Apr-12	11:08	Rainy	002691	2.7640	2.7895	11376.96	11377.96	1.00	1.52	1.52	1.52	91	279
27-Apr-12	13:00	Rainy	002713	2.7797	2.8040	11377.96	11378.96	1.00	1.52	1.52	1.52	91	266

Location: CMA4a - SPCA

Report on 24-hour TSP monitoring
Action Level (μg/m3) - 171.2
Limit Level (μg/m3) - 260

Date	Sampling Time	Weather Condition	Filter paper no.	Filter Weight, g		Elapse Time, hr		Sampling Time, hr	Flow Rate, m^3/min			Total Volume, m^3	TSP Level, μg/m^3
				Initial	Final	Initial	Final		Initial, Q_{si}	Final, Q_{sf}	Average		
30-Mar-12	8:00	Cloudy	002429	2.7348	2.9972	14740.42	14764.42	24.00	1.15	1.16	1.16	1665	158
3-Apr-12	8:00	Cloudy	002499	2.7271	2.9937	14767.45	14791.45	24.00	1.15	1.16	1.15	1662	160
9-Apr-12	8:00	Fine	002467	2.7250	2.7885	14797.10	14821.10	24.00	1.12	1.12	1.12	1613	39
16-Apr-12	8:00	Rainy	002572	2.7777	2.9217	14824.10	14848.10	24.00	1.15	1.21	1.18	1696	85
20-Apr-12	8:00	Rainy	002646	2.7592	2.8622	14851.10	14875.10	24.00	1.15	1.15	1.15	1654	62
26-Apr-12	8:00	Cloudy	002682	2.7852	2.9998	14878.10	14902.10	24.00	1.15	1.15	1.15	1653	130

Report on 1-hour TSP monitoring
Action Level (μg/m3) - 312.5
Limit Level (μg/m3) - 500

Date	Sampling Time	Weather Condition	Filter paper no.	Filter Weight, g		Elapse Time, hr		Sampling Time, hr	Flow Rate, m^3/min			Total Volume, m^3	TSP Level, μg/m^3
				Initial	Final	Initial	Final		Initial, Q_{si}	Final, Q_{sf}	Average		
31-Mar-12	9:30	Cloudy	002496	2.7450	2.7515	14764.42	14765.45	1.03	0.93	0.88	0.90	56	116
31-Mar-12	10:35	Cloudy	002502	2.7468	2.7529	14765.45	14766.45	1.00	0.88	0.93	0.90	54	112
31-Mar-12	13:00	Cloudy	002501	2.7323	2.7349	14766.45	14767.45	1.00	0.99	0.88	0.93	56	46
5-Apr-12	14:00	Cloudy	002464	2.7449	2.7570	14794.10	14795.10	1.00	1.15	1.15	1.15	69	175
5-Apr-12	15:03	Cloudy	002469	2.7065	2.7129	14795.10	14796.10	1.00	1.15	1.15	1.15	69	92
5-Apr-12	16:07	Cloudy	002443	2.7164	2.7224	14796.10	14797.10	1.00	0.98	0.98	0.98	59	102
11-Apr-12	13:00	Sunny	002556	2.7614	2.7708	14821.10	14822.10	1.00	1.12	1.14	1.13	68	139
11-Apr-12	14:16	Sunny	002611	2.7556	2.7602	14822.10	14823.10	1.00	1.12	1.09	1.10	66	70
11-Apr-12	15:35	Sunny	002609	2.7567	2.7617	14823.10	14824.10	1.00	1.09	1.03	1.06	64	79
17-Apr-12	13:00	Rainy	002652	2.7902	2.7993	14848.10	14849.10	1.00	1.15	1.15	1.15	69	131
17-Apr-12	14:02	Rainy	002651	2.7789	2.7862	14849.10	14850.10	1.00	1.10	1.10	1.10	66	111
17-Apr-12	15:10	Rainy	002650	2.7777	2.7855	14850.10	14851.10	1.00	1.15	1.15	1.15	69	113
21-Apr-12	14:10	Cloudy	002692	2.7618	2.7804	14875.10	14876.10	1.00	1.15	1.15	1.15	69	270
21-Apr-12	15:12	Cloudy	002723	2.8109	2.8305	14876.10	14877.10	1.00	1.15	1.15	1.15	69	284
21-Apr-12	16:23	Cloudy	002694	2.7686	2.7828	14877.10	14878.10	1.00	1.07	1.10	1.08	65	218
27-Apr-12	8:42	Rainy	002686	2.7745	2.7956	14902.10	14903.10	1.00	1.18	1.15	1.16	70	302
27-Apr-12	9:44	Rainy	002688	2.7571	2.7758	14903.10	14904.10	1.00	1.18	1.18	1.18	71	265
27-Apr-12	10:48	Rainy	002689	2.7658	2.7832	14904.10	14905.10	1.00	1.18	1.18	1.18	71	247

Location: CMA5a - Children Garden opposite to Pedestrian Plaza

Report on 24-hour TSP monitoring

Action Level (μg/m3) - 181 181

Limit Level (μg/m3) - 260 260

Date	Sampling Time	Weather Condition	Filter paper no.	Filter Weight, g		Elapse Time, hr		Sampling Time, hr	Flow Rate, m^3/min			Total Volume, m^3	TSP Level, μg/m^3
				Initial	Final	Initial	Final		Initial, Q_{si}	Final, Q_{sf}	Average		
30-Mar-12	8:00	Cloudy	002397	2.8179	3.0870	15737.43	15761.43	24.00	1.22	1.23	1.22	1764	153
3-Apr-12	8:00	Cloudy	002513	2.7488	3.0384	15764.53	15788.53	24.00	1.25	1.25	1.25	1800	161
9-Apr-12	8:00	Fine	002626	2.7767	2.8627	15791.52	15815.52	24.00	1.25	1.24	1.24	1792	48
16-Apr-12	8:00	Rainy	002575	2.7550	2.7967	15802.44	15826.44	24.00	1.24	1.25	1.25	1794	23
20-Apr-12	8:00	Rainy	002660	2.8061	2.9125	15829.44	15853.44	24.00	1.03	1.09	1.06	1529	70
26-Apr-12	8:00	Cloudy	002661	2.7884	3.1176	15856.47	15880.47	24.00	1.47	1.48	1.48	2125	155

Report on 1-hour TSP monitoring

Action Level (μg/m3) - 332

Limit Level (μg/m3) - 500

Date	Sampling Time	Weather Condition	Filter paper no.	Filter Weight, g		Elapse Time, hr		Sampling Time, hr	Flow Rate, m^3/min			Total Volume, m^3	TSP Level, μg/m^3
				Initial	Final	Initial	Final		Initial, Q_{si}	Final, Q_{sf}	Average		
31-Mar-12	9:31	Cloudy	002483	2.7170	2.7295	15761.53	15762.53	1.00	1.23	1.20	1.21	73	172
31-Mar-12	13:23	Cloudy	002481	2.7272	2.7400	15762.53	15763.53	1.00	1.23	1.23	1.23	74	174
31-Mar-12	15:00	Cloudy	002515	2.7038	2.7156	15763.53	15764.53	1.00	1.25	1.25	1.25	75	157
5-Apr-12	8:57	Cloudy	002629	2.7874	2.7989	15788.52	15789.52	1.00	1.22	1.22	1.22	73	157
5-Apr-12	10:18	Cloudy	002628	2.8051	2.8149	15789.52	15790.52	1.00	1.20	1.20	1.20	72	137
5-Apr-12	13:00	Cloudy	002627	2.7962	2.8089	15790.52	15791.52	1.00	1.20	1.22	1.21	73	175
11-Apr-12	10:32	Sunny	002560	2.7401	2.7491	15815.52	15816.52	1.00	1.19	1.21	1.20	72	125
11-Apr-12	11:35	Sunny	002561	2.7524	2.7617	15816.52	15817.52	1.00	1.19	1.19	1.19	71	131
11-Apr-12	13:00	Sunny	002571	2.7572	2.7628	15817.52	15818.52	1.00	1.19	1.21	1.20	72	78
17-Apr-12	13:00	Rainy	002402	2.7806	2.8042	15826.44	15827.44	1.00	1.20	1.20	1.20	72	329
17-Apr-12	14:00	Rainy	002657	2.7955	2.8095	15827.44	15828.44	1.00	1.22	1.22	1.22	73	191
17-Apr-12	15:11	Rainy	002656	2.7966	2.8122	15828.44	15829.44	1.00	1.20	1.20	1.20	72	217
21-Apr-12	9:01	Cloudy	002595	2.7434	2.7609	15853.44	15854.44	1.00	1.20	1.20	1.20	72	243
21-Apr-12	10:08	Cloudy	002597	2.7667	2.7826	15854.44	15855.44	1.00	1.06	1.06	1.06	64	249
21-Apr-12	13:00	Cloudy	002598	2.7690	2.7889	15855.47	15856.47	1.00	1.09	1.04	1.06	64	312
27-Apr-12	9:00	Rainy	002803	2.7425	2.7674	15880.47	15881.47	1.00	1.48	1.48	1.48	89	281
27-Apr-12	10:00	Rainy	002804	2.7373	2.7638	15881.47	15882.47	1.00	1.48	1.48	1.48	89	299
27-Apr-12	11:00	Rainy	002802	2.7395	2.7633	15882.47	15883.47	1.00	1.48	1.48	1.48	89	268

Location: MA1e - International Finance Centre (Eastern Wing)

Report on 24-hour TSP monitoring
Action Level (µg/m3) - 173.4
Limit Level (µg/m3) - 260

Date	Sampling Time	Weather Condition	Filter paper no.	Filter Weight, g		Elapse Time, hr		Sampling Time, hr	Flow Rate, m^3/min			Total Volume, m^3	TSP Level, µg/m^3
				Initial	Final	Initial	Final		Initial, Q_{si}	Final, Q_{sf}	Average		
30-Mar-12	8:00	Cloudy	002396	2.8079	3.0381	8412.37	8436.38	24.01	1.31	1.31	1.31	1889	122
3-Apr-12	8:00	Cloudy	002351	2.7932	3.0857	8439.38	8463.38	24.00	1.31	1.31	1.31	1883	155
9-Apr-12	8:00	Fine	002419	2.6980	2.7695	8466.39	8490.39	24.00	1.30	1.26	1.28	1844	39
17-Apr-12	8:00	Rainy	002636	2.7610	2.9133	8496.61	8520.60	23.99	1.33	1.22	1.27	1833	83
21-Apr-12	11:00	Cloudy	002781	2.8114	2.9427	8520.60	8544.60	24.00	1.30	1.30	1.30	1875	70
26-Apr-12	8:00	Cloudy	002526	2.7211	2.9329	8547.60	8571.60	24.00	1.30	1.30	1.30	1874	113

* Due to lack of electricity supply, the 24 hr-TSP was rescheduled from 20 April 2012 to 21 April 2012

Report on 1-hour TSP monitoring
Action Level (µg/m3) - 325.1
Limit Level (µg/m3) - 500

Date	Sampling Time	Weather Condition	Filter paper no.	Filter Weight, g		Elapse Time, hr		Sampling Time, hr	Flow Rate, m^3/min			Total Volume, m^3	TSP Level, µg/m^3
				Initial	Final	Initial	Final		Initial, Q_{si}	Final, Q_{sf}	Average		
31-Mar-12	13:12	Cloudy	002507	2.7531	2.7627	8436.38	8437.38	1.00	1.31	1.31	1.31	79	122
31-Mar-12	15:10	Cloudy	002386	2.8047	2.8152	8437.38	8438.38	1.00	1.31	1.31	1.31	79	133
31-Mar-12	16:19	Cloudy	002354	2.8134	2.8256	8438.38	8439.38	1.00	1.31	1.31	1.31	79	155
5-Apr-12	8:10	Cloudy	002358	2.8151	2.8287	8463.37	8464.39	1.02	1.31	1.31	1.31	80	170
5-Apr-12	9:20	Cloudy	002416	2.7167	2.7305	8464.39	8465.39	1.00	1.31	1.31	1.31	78	176
5-Apr-12	10:25	Cloudy	002480	2.7184	2.7301	8465.39	8466.39	1.00	1.31	1.31	1.31	78	149
11-Apr-12	13:00	Sunny	002562	2.7723	2.7776	8490.39	8491.39	1.00	1.30	1.28	1.29	77	69
11-Apr-12	14:05	Sunny	002566	2.7533	2.7598	8491.39	8492.39	1.00	1.28	1.25	1.27	76	86
11-Apr-12	15:07	Sunny	002564	2.7555	2.7626	8492.39	8493.39	1.00	1.19	1.25	1.22	73	97
17-Apr-12	8:23	Rainy	002404	2.7908	2.8039	8493.61	8494.61	1.00	1.35	1.35	1.35	81	161
17-Apr-12	13:00	Rainy	002305	2.8028	2.8132	8494.61	8495.61	1.00	1.35	1.35	1.35	81	128
17-Apr-12	14:35	Rainy	002639	2.7705	2.7783	8495.61	8496.61	1.00	1.35	1.35	1.35	81	96
21-Apr-12	8:40	Cloudy	002532	2.7643	2.7847	8544.60	8545.60	1.00	1.30	1.30	1.30	78	261
21-Apr-12	9:46	Cloudy	002530	2.7609	2.7808	8545.60	8546.60	1.00	1.30	1.30	1.30	78	255
21-Apr-12	10:51	Cloudy	002528	2.7793	2.7985	8546.60	8547.60	1.00	1.30	1.30	1.30	78	246
27-Apr-12	8:15	Rainy	002663	2.7835	2.8063	8571.60	8572.60	1.00	1.30	1.30	1.30	78	291
27-Apr-12	9:20	Rainy	002664	2.7873	2.8090	8572.60	8573.60	1.00	1.30	1.30	1.30	78	277
27-Apr-12	10:24	Rainy	002666	2.7611	2.7830	8573.60	8574.60	1.00	1.30	1.30	1.30	78	280

Location: MA1w - International Finance Centre (Western Wing)

Report on 24-hour TSP monitoring
Action Level (µg/m3) - 173.4
Limit Level (µg/m3) - 260

Date	Sampling Time	Weather Condition	Filter paper no.	Filter Weight, g		Elapse Time, hr		Sampling Time, hr	Flow Rate, m^3/min			Total Volume, m^3	TSP Level, $\mu g/m^3$
				Initial	Final	Initial	Final		Initial, Q_{si}	Final, Q_{sf}	Average		
30-Mar-12	8:00	Cloudy	002395	2.8127	3.0972	11540.72	11564.72	24.00	1.30	1.48	1.39	2007	142
3-Apr-12	8:00	Cloudy	002355	2.7978	3.1025	11567.72	11591.72	24.00	1.43	1.35	1.39	2004	152
9-Apr-12	8:00	Fine	002418	2.7281	2.8145	11594.72	11618.72	24.00	1.43	1.39	1.41	2030	43
16-Apr-12	8:00	Rainy	002569	2.7733	2.8921	11621.72	11645.72	24.00	1.32	1.37	1.34	1936	61
20-Apr-12	8:00	Rainy	002637	2.7697	2.9098	11648.71	11672.71	24.00	1.42	1.47	1.45	2081	67
26-Apr-12	8:00	Cloudy	002525	2.7564	2.9944	11675.71	11699.71	24.00	1.40	1.40	1.40	2016	118

Report on 1-hour TSP monitoring
Action Level (µg/m3) - 325.1
Limit Level (µg/m3) - 500

Date	Sampling Time	Weather Condition	Filter paper no.	Filter Weight, g		Elapse Time, hr		Sampling Time, hr	Flow Rate, m^3/min			Total Volume, m^3	TSP Level, $\mu g/m^3$
				Initial	Final	Initial	Final		Initial, Q_{si}	Final, Q_{sf}	Average		
31-Mar-12	13:20	Cloudy	002506	2.7261	2.7353	11564.72	11565.72	1.00	1.40	1.35	1.37	82	112
31-Mar-12	15:26	Cloudy	002399	2.7962	2.8087	11565.72	11566.72	1.00	1.26	1.40	1.33	80	157
31-Mar-12	16:31	Cloudy	002357	2.8239	2.8386	11566.72	11567.72	1.00	1.24	1.51	1.37	82	178
5-Apr-12	8:05	Cloudy	002294	2.7876	2.8002	11591.72	11592.72	1.00	1.30	1.48	1.39	83	151
5-Apr-12	9:07	Cloudy	002463	2.7592	2.7699	11592.72	11593.72	1.00	1.50	1.44	1.47	88	121
5-Apr-12	10:20	Cloudy	002461	2.7114	2.7219	11593.72	11594.72	1.00	1.24	1.46	1.35	81	130
11-Apr-12	13:00	Sunny	002563	2.7564	2.7624	11618.72	11619.72	1.00	1.47	1.47	1.47	88	68
11-Apr-12	14:02	Sunny	002565	2.7508	2.7564	11619.72	11620.72	1.00	1.41	1.43	1.42	85	66
11-Apr-12	15:10	Sunny	002568	2.7458	2.7524	11620.72	11621.72	1.00	1.43	1.45	1.44	86	76
17-Apr-12	8:14	Rainy	002400	2.7907	2.8046	11645.72	11646.72	1.00	1.46	1.48	1.47	88	158
17-Apr-12	13:00	Rainy	002377	2.7847	2.8036	11646.72	11647.71	0.99	1.44	1.53	1.48	88	215
17-Apr-12	14:35	Rainy	002638	2.7629	2.7754	11647.71	11648.71	1.00	1.46	1.48	1.47	88	142
21-Apr-12	8:46	Cloudy	002531	2.7428	2.7617	11672.71	11673.71	1.00	1.42	1.42	1.42	85	222
21-Apr-12	9:51	Cloudy	002529	2.7513	2.7711	11673.71	11674.71	1.00	1.42	1.38	1.40	84	236
21-Apr-12	10:57	Cloudy	002527	2.7642	2.7847	11674.71	11675.71	1.00	1.38	1.33	1.36	81	252
27-Apr-12	8:07	Rainy	002662	2.7940	2.8219	11699.71	11700.71	1.00	1.51	1.51	1.51	91	307
27-Apr-12	9:27	Rainy	002665	2.7770	2.8017	11700.71	11701.71	1.00	1.47	1.47	1.47	88	280
27-Apr-12	10:30	Rainy	002667	2.7565	2.7825	11701.71	11702.71	1.00	1.49	1.49	1.49	89	291

Graphic Presentation of 1 hour TSP Result

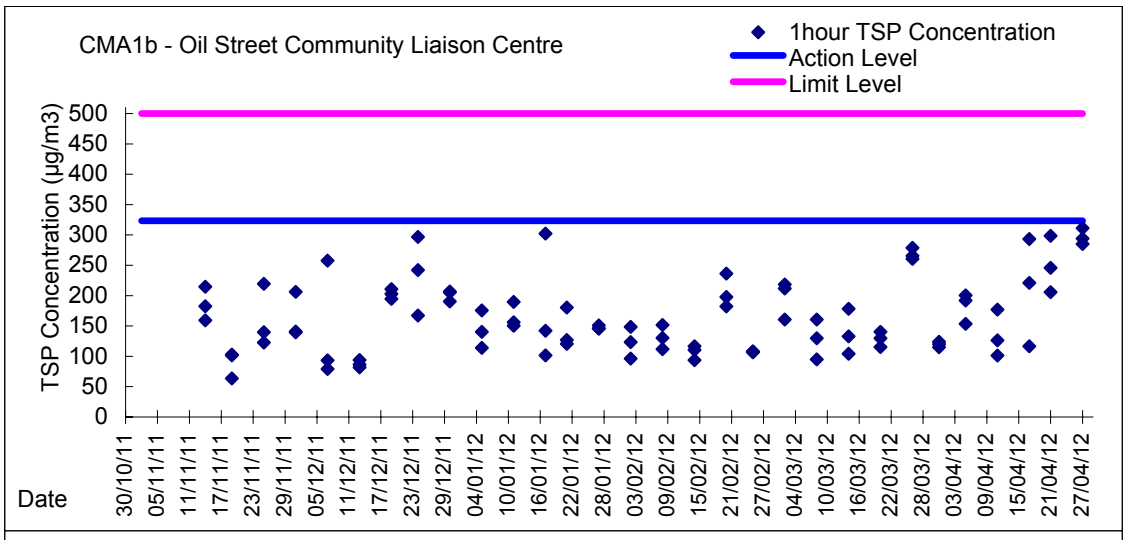

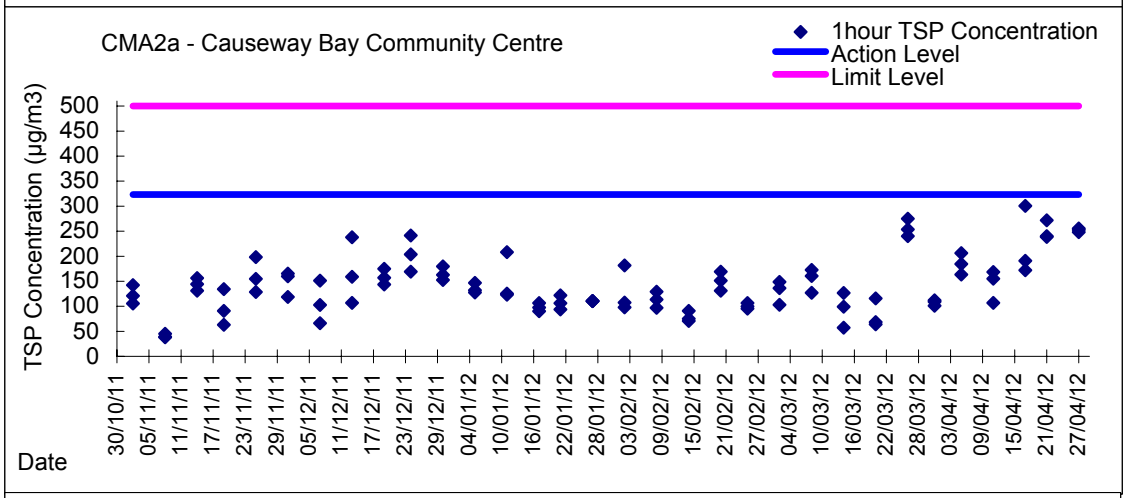

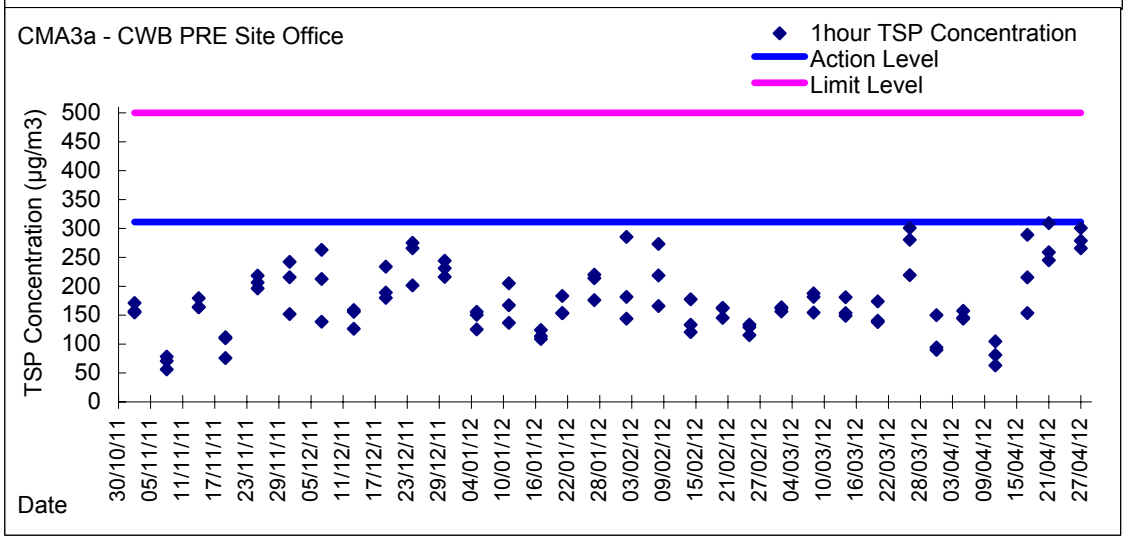

Graphic Presentation of 1 hour TSP Result

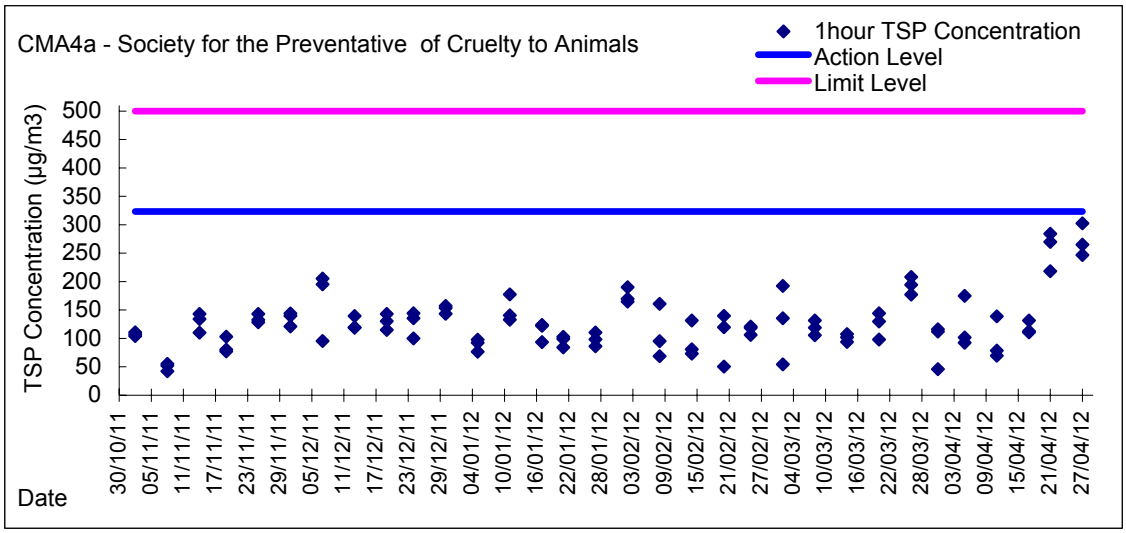

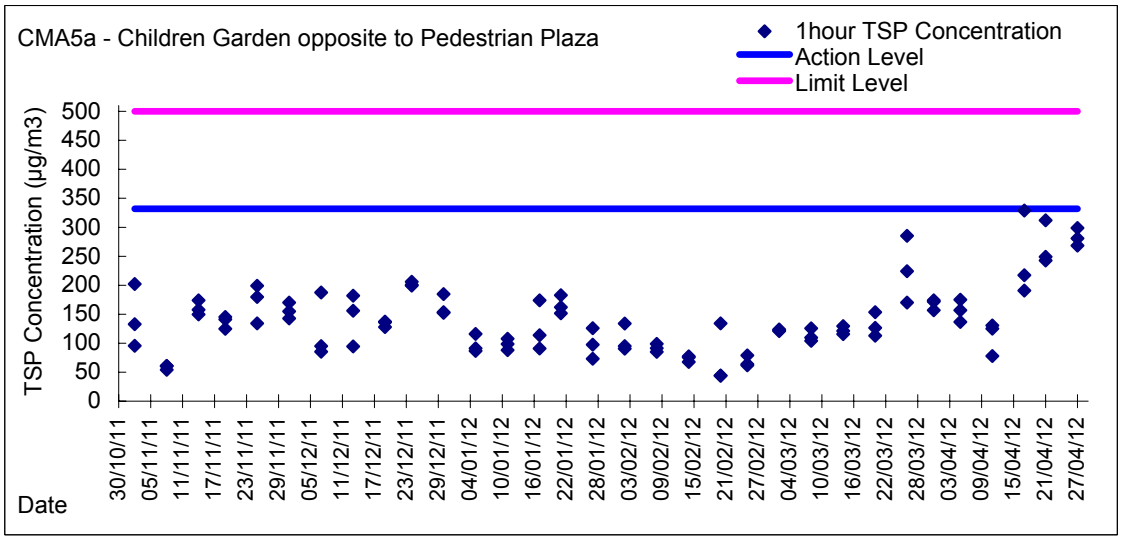

Graphic Presentation of 1 hour TSP Result

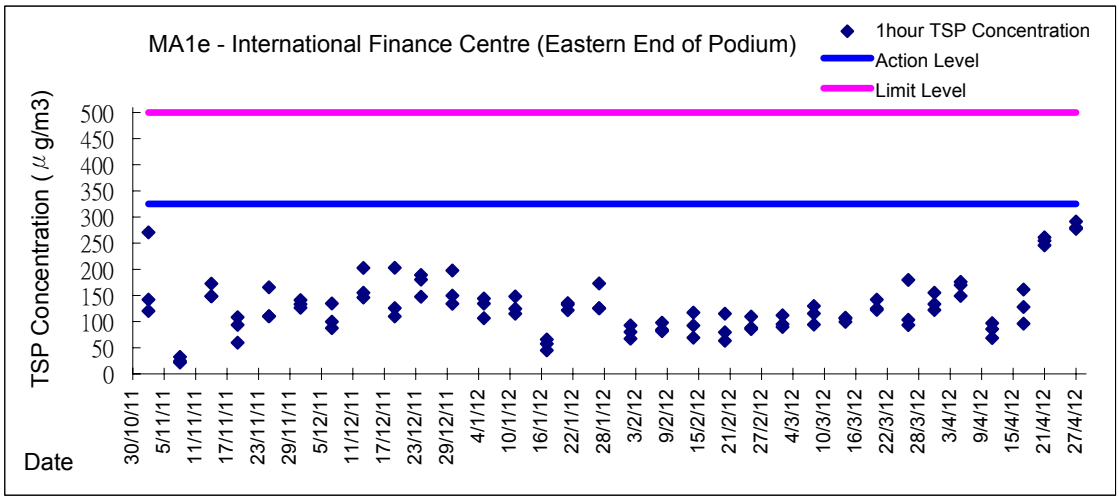

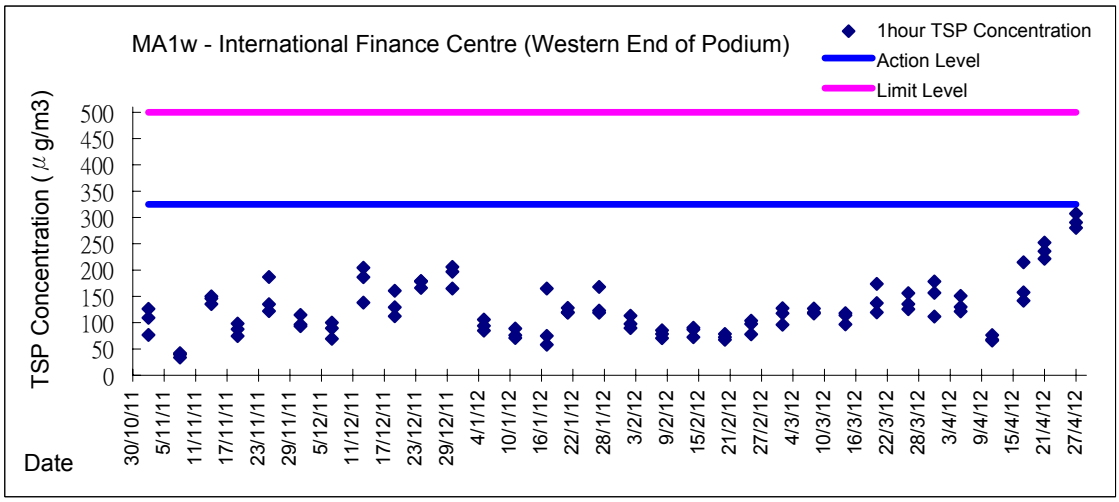

Graphic Presentation of 24 hour TSP Result

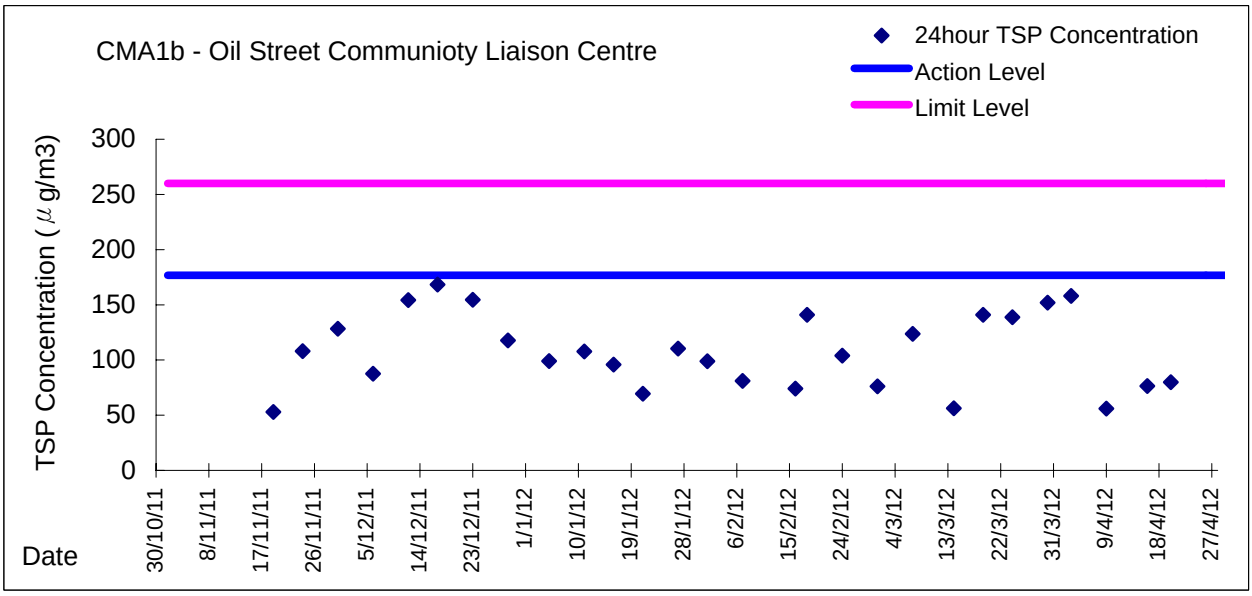

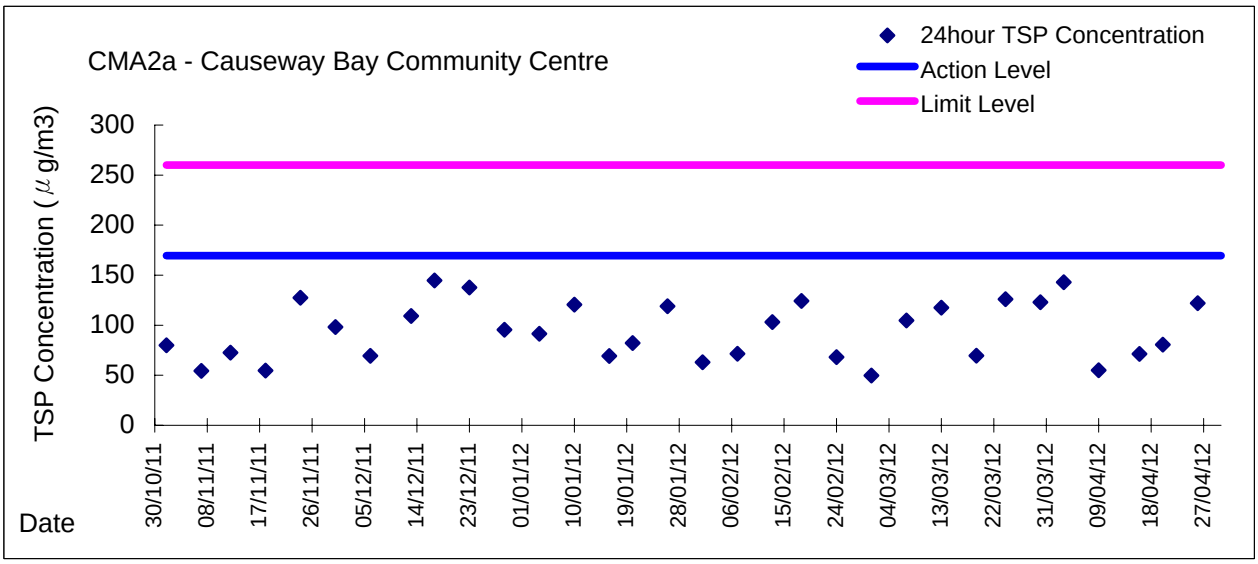

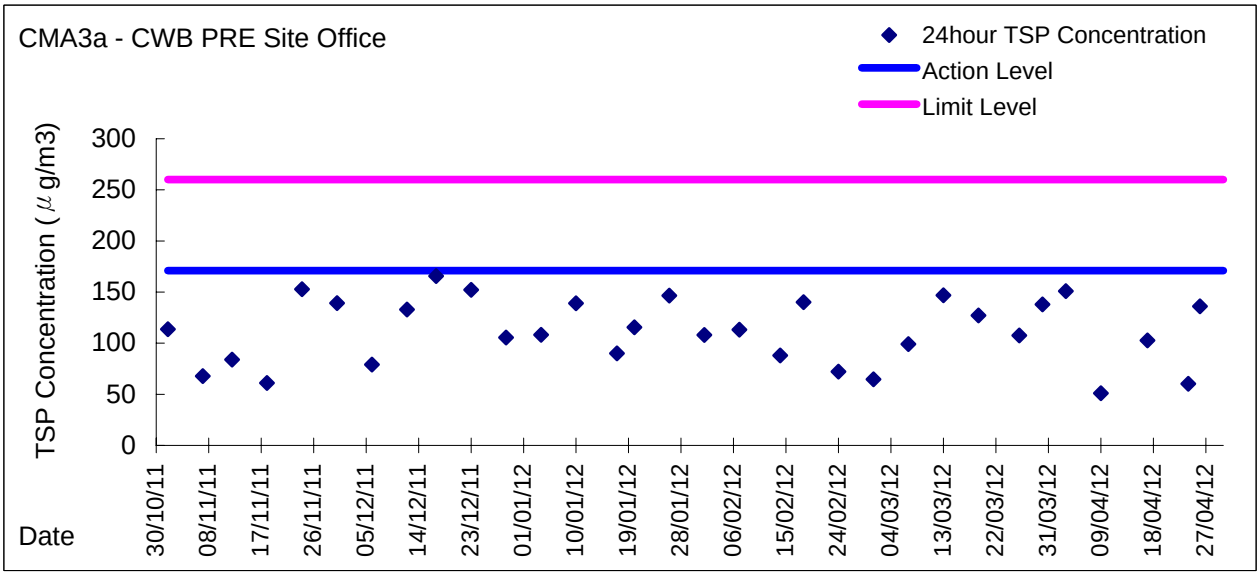

Graphic Presentation of 24 hour TSP Result

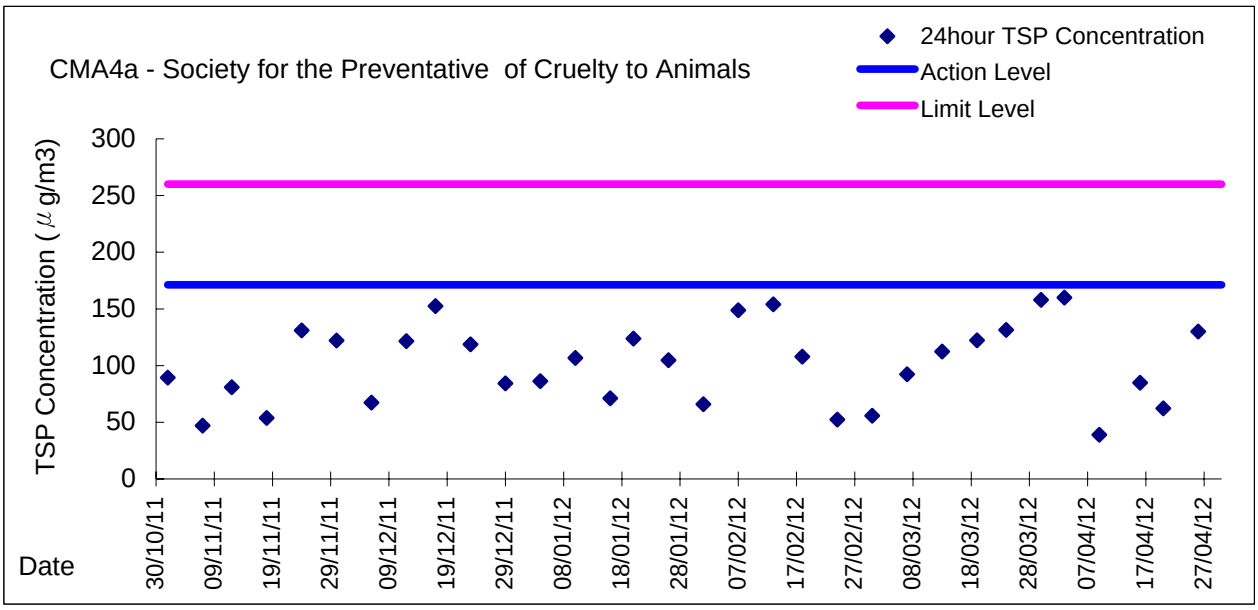

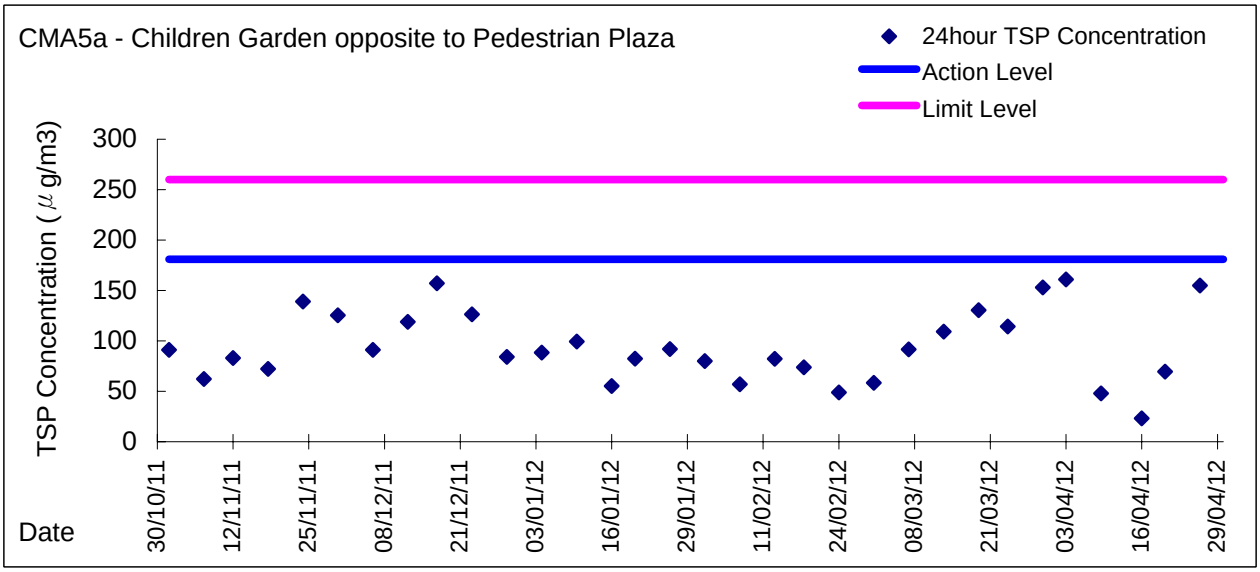

Graphic Presentation of 24 hour TSP Result

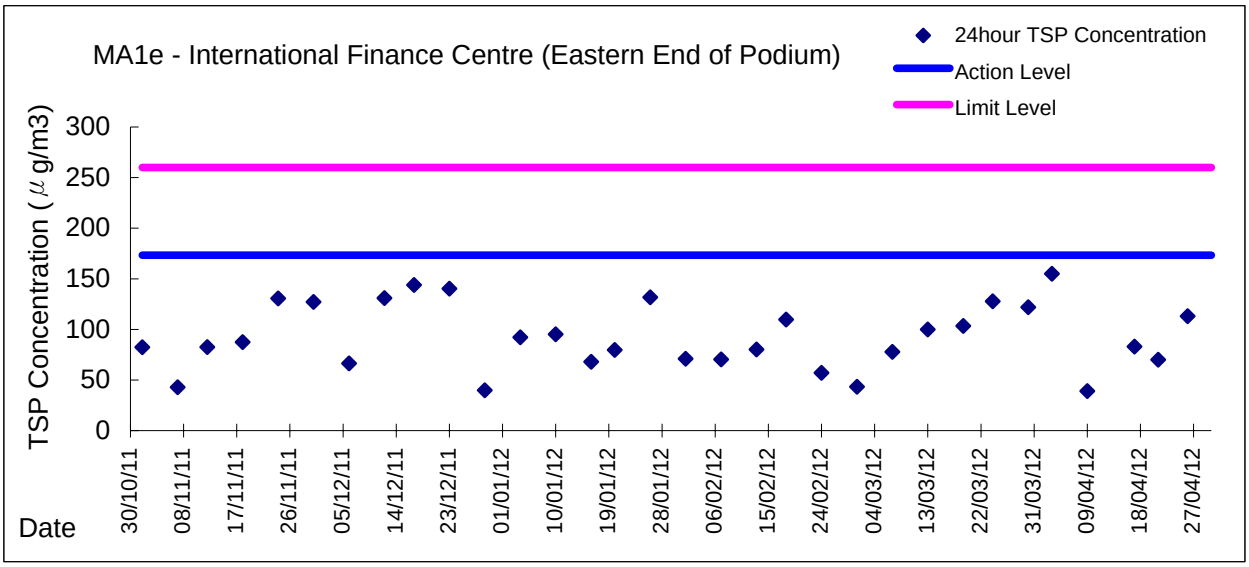

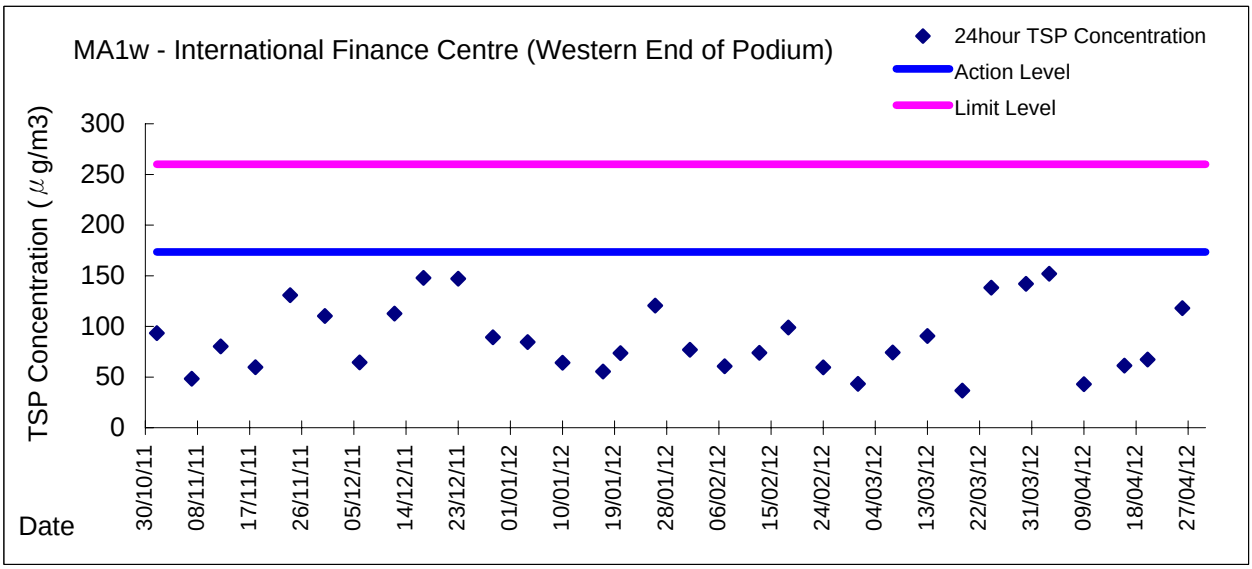

Appendix 5.4

Real Time Noise *Monitoring Results and Graphical Presentations*

Real-time Noise Data RTN1 (FEHD Hong Kong Transport Section Whitefield Depot)

Normal Day 07:00-19:00

28/3/2012 7:01	65.5
28/3/2012 7:31	66.2
28/3/2012 8:01	65.9
28/3/2012 8:31	68.6
28/3/2012 9:01	69.3
28/3/2012 9:31	69.7
28/3/2012 10:01	69.5
28/3/2012 10:31	69.1
28/3/2012 11:01	69.3
28/3/2012 11:31	67.5
28/3/2012 12:01	65.2
28/3/2012 12:31	64.9
28/3/2012 13:01	67.8
28/3/2012 13:31	68.2
28/3/2012 14:01	67.1
28/3/2012 14:31	66.1
28/3/2012 15:01	65.9
28/3/2012 15:31	65.5
28/3/2012 16:01	66.9
28/3/2012 16:31	67.7
28/3/2012 17:01	67.0
28/3/2012 17:31	64.9
28/3/2012 18:01	63.9
28/3/2012 18:31	64.2
29/3/2012 7:01	65.2
29/3/2012 7:31	66.0
29/3/2012 8:01	66.2
29/3/2012 8:31	68.8
29/3/2012 9:01	68.3
29/3/2012 9:31	68.9
29/3/2012 10:01	70.2
29/3/2012 10:31	68.4
29/3/2012 11:01	69.2
29/3/2012 11:31	67.5
29/3/2012 12:01	65.3
29/3/2012 12:31	65.2
29/3/2012 13:01	68.3
29/3/2012 13:31	67.8
29/3/2012 14:01	67.3
29/3/2012 14:31	66.1
29/3/2012 15:01	65.9
29/3/2012 15:31	65.5
29/3/2012 16:01	66.5
29/3/2012 16:31	68.5
29/3/2012 17:01	66.9
29/3/2012 17:31	65.6
29/3/2012 18:01	64.0
29/3/2012 18:31	64.0
30/3/2012 7:01	65.1
30/3/2012 7:31	66.1
30/3/2012 8:01	66.6
30/3/2012 8:31	68.7
30/3/2012 9:01	68.7
30/3/2012 9:31	69.6
30/3/2012 10:01	69.6
30/3/2012 10:31	69.8
30/3/2012 11:01	69.5
30/3/2012 11:31	67.6
30/3/2012 12:01	64.2
30/3/2012 12:31	65.3
30/3/2012 13:01	67.9
30/3/2012 13:31	68.3
30/3/2012 14:01	66.6
30/3/2012 14:31	65.7
30/3/2012 15:01	66.1
30/3/2012 15:31	65.5
30/3/2012 16:01	66.5
30/3/2012 16:31	67.7
30/3/2012 17:01	67.1
30/3/2012 17:31	66.1
30/3/2012 18:01	63.9
30/3/2012 18:31	64.5
31/3/2012 7:01	65.2
31/3/2012 7:31	66.2
31/3/2012 8:01	66.3
31/3/2012 8:31	68.0
31/3/2012 9:01	68.8
31/3/2012 9:31	69.6
31/3/2012 10:01	69.5
31/3/2012 10:31	69.2
31/3/2012 11:01	69.1
31/3/2012 11:31	68.2
31/3/2012 12:01	65.2
31/3/2012 12:31	64.8
31/3/2012 13:01	67.9
31/3/2012 13:31	67.5
31/3/2012 14:01	67.5
31/3/2012 14:31	65.8
31/3/2012 15:01	65.5
31/3/2012 15:31	65.2
31/3/2012 16:01	66.6
31/3/2012 16:31	68.0
31/3/2012 17:01	67.6
31/3/2012 17:31	65.6
31/3/2012 18:01	63.6
31/3/2012 18:31	63.8
2/4/2012 7:01	65.6
2/4/2012 7:31	65.7
2/4/2012 8:01	66.1
2/4/2012 8:31	68.5
2/4/2012 9:01	68.7
2/4/2012 9:31	69.5
2/4/2012 10:01	69.7
2/4/2012 10:31	69.5
2/4/2012 11:01	69.5
2/4/2012 11:31	67.1
2/4/2012 12:01	65.3
2/4/2012 12:31	64.7
2/4/2012 13:01	67.5

2/4/2012 13:31	67.6
2/4/2012 14:01	66.8
2/4/2012 14:31	66.2
2/4/2012 15:01	65.9
2/4/2012 15:31	65.5
2/4/2012 16:01	66.5
2/4/2012 16:31	68.7
2/4/2012 17:01	66.9
2/4/2012 17:31	65.7
2/4/2012 18:01	63.5
2/4/2012 18:31	64.3
3/4/2012 7:01	65.6
3/4/2012 7:31	66.0
3/4/2012 8:01	66.4
3/4/2012 8:31	68.8
3/4/2012 9:01	67.8
3/4/2012 9:31	68.9
3/4/2012 10:01	69.4
3/4/2012 10:31	69.0
3/4/2012 11:01	69.2
3/4/2012 11:31	67.8
3/4/2012 12:01	65.2
3/4/2012 12:31	64.5
3/4/2012 13:01	68.3
3/4/2012 13:31	68.2
3/4/2012 14:01	67.0
3/4/2012 14:31	66.4
3/4/2012 15:01	65.8
3/4/2012 15:31	64.9
3/4/2012 16:01	66.3
3/4/2012 16:31	68.4
3/4/2012 17:01	67.1
3/4/2012 17:31	65.7
3/4/2012 18:01	63.9
3/4/2012 18:31	64.3
5/4/2012 7:01	65.9
5/4/2012 7:31	65.7
5/4/2012 8:01	66.4
5/4/2012 8:31	69.0
5/4/2012 9:01	68.3
5/4/2012 9:31	69.5
5/4/2012 10:01	69.1
5/4/2012 10:31	69.1
5/4/2012 11:01	69.1
5/4/2012 11:31	67.7
5/4/2012 12:01	65.1
5/4/2012 12:31	64.6
5/4/2012 13:01	67.9
5/4/2012 13:31	67.7
5/4/2012 14:01	66.6
5/4/2012 14:31	66.2
5/4/2012 15:01	66.0
5/4/2012 15:31	64.9
5/4/2012 16:01	66.4
5/4/2012 16:31	68.7
5/4/2012 17:01	66.9
5/4/2012 17:31	65.4
5/4/2012 18:01	63.9
5/4/2012 18:31	64.3
10/4/2012 7:01	61.4
10/4/2012 7:31	63.0
10/4/2012 8:01	64.4
10/4/2012 8:31	64.1
10/4/2012 9:01	63.0
10/4/2012 9:31	65.0
10/4/2012 10:01	66.9
10/4/2012 10:31	67.7
10/4/2012 11:01	66.4
10/4/2012 11:31	67.6
10/4/2012 12:01	63.7
10/4/2012 12:31	64.0
10/4/2012 13:01	65.0
10/4/2012 13:31	67.2
10/4/2012 14:01	66.9
10/4/2012 14:31	66.4
10/4/2012 15:01	66.7
10/4/2012 15:31	66.9
10/4/2012 16:01	66.8
10/4/2012 16:31	65.8
10/4/2012 17:01	66.2
10/4/2012 17:31	67.2
10/4/2012 18:01	66.4
10/4/2012 18:31	65.8
11/4/2012 7:01	62.0
11/4/2012 7:31	62.4
11/4/2012 8:01	64.3
11/4/2012 8:31	64.5
11/4/2012 9:01	63.7
11/4/2012 9:31	65.4
11/4/2012 10:01	66.2
11/4/2012 10:31	67.4
11/4/2012 11:01	66.6
11/4/2012 11:31	67.8
11/4/2012 12:01	63.9
11/4/2012 12:31	63.9
11/4/2012 13:01	66.2
11/4/2012 13:31	68.2
11/4/2012 14:01	66.8
11/4/2012 14:31	66.4
11/4/2012 15:01	66.1
11/4/2012 15:31	67.8
11/4/2012 16:01	66.5
11/4/2012 16:31	66.1
11/4/2012 17:01	66.5
11/4/2012 17:31	67.5
11/4/2012 18:01	66.6
11/4/2012 18:31	65.6
12/4/2012 7:01	65.7
12/4/2012 7:31	65.6
12/4/2012 8:01	66.2

12/4/2012 8:31	68.8
12/4/2012 9:01	68.4
12/4/2012 9:31	69.3
12/4/2012 10:01	69.5
12/4/2012 10:31	68.6
12/4/2012 11:01	69.3
12/4/2012 11:31	67.8
12/4/2012 12:01	65.6
12/4/2012 12:31	65.0
12/4/2012 13:01	68.4
12/4/2012 13:31	68.3
12/4/2012 14:01	67.2
12/4/2012 14:31	65.4
12/4/2012 15:01	65.5
12/4/2012 15:31	65.3
12/4/2012 16:01	66.5
12/4/2012 16:31	68.1
12/4/2012 17:01	67.2
12/4/2012 17:31	66.0
12/4/2012 18:01	63.9
12/4/2012 18:31	64.3
13/4/2012 7:01	65.0
13/4/2012 7:31	65.8
13/4/2012 8:01	66.1
13/4/2012 8:31	68.2
13/4/2012 9:01	68.7
13/4/2012 9:31	69.4
13/4/2012 10:01	69.3
13/4/2012 10:31	69.0
13/4/2012 11:01	68.7
13/4/2012 11:31	67.1
13/4/2012 12:01	65.3
13/4/2012 12:31	65.1
13/4/2012 13:01	67.5
13/4/2012 13:31	68.3
13/4/2012 14:01	67.3
13/4/2012 14:31	65.7
13/4/2012 15:01	66.2
13/4/2012 15:31	65.2
13/4/2012 16:01	66.9
13/4/2012 16:31	68.3
13/4/2012 17:01	67.7
13/4/2012 17:31	64.8
13/4/2012 18:01	63.9
13/4/2012 18:31	63.8
14/4/2012 7:01	65.0
14/4/2012 7:31	65.8
14/4/2012 8:01	66.1
14/4/2012 8:31	68.2
14/4/2012 9:01	68.7
14/4/2012 9:31	69.4
14/4/2012 10:01	69.3
14/4/2012 10:31	69.0
14/4/2012 11:01	68.7
14/4/2012 11:31	67.1
14/4/2012 12:01	65.3
14/4/2012 12:31	65.1
14/4/2012 13:01	67.5
14/4/2012 13:31	68.3
14/4/2012 14:01	67.3
14/4/2012 14:31	65.7
14/4/2012 15:01	66.2
14/4/2012 15:31	65.2
14/4/2012 16:01	66.9
14/4/2012 16:31	68.3
14/4/2012 17:01	67.7
14/4/2012 17:31	64.8
14/4/2012 18:01	63.9
14/4/2012 18:31	63.8
16/4/2012 7:01	65.4
16/4/2012 7:31	66.5
16/4/2012 8:01	66.2
16/4/2012 8:31	68.8
16/4/2012 9:01	68.8
16/4/2012 9:31	69.2
16/4/2012 10:01	69.5
16/4/2012 10:31	69.5
16/4/2012 11:01	69.0
16/4/2012 11:31	67.7
16/4/2012 12:01	65.1
16/4/2012 12:31	65.0
16/4/2012 13:01	68.3
16/4/2012 13:31	68.3
16/4/2012 14:01	66.8
16/4/2012 14:31	66.0
16/4/2012 15:01	66.4
16/4/2012 15:31	64.8
16/4/2012 16:01	66.8
16/4/2012 16:31	68.5
16/4/2012 17:01	67.0
16/4/2012 17:31	65.2
16/4/2012 18:01	63.6
16/4/2012 18:31	63.5
17/4/2012 7:01	62.6
17/4/2012 7:31	64.4
17/4/2012 8:01	64.4
17/4/2012 8:31	64.2
17/4/2012 9:01	64.5
17/4/2012 9:31	65.4
17/4/2012 10:01	65.5
17/4/2012 10:31	64.8
17/4/2012 11:01	64.5
17/4/2012 11:31	64.2
17/4/2012 12:01	63.6
17/4/2012 12:31	64.6
17/4/2012 13:01	63.6
17/4/2012 13:31	64.0
17/4/2012 14:01	63.4
17/4/2012 14:31	62.8
17/4/2012 15:01	63.3

17/4/2012 15:31	65.0
17/4/2012 16:01	64.8
17/4/2012 16:31	65.1
17/4/2012 17:01	64.7
17/4/2012 17:31	64.4
17/4/2012 18:01	65.0
17/4/2012 18:31	63.4
18/4/2012 7:01	65.2
18/4/2012 7:31	65.7
18/4/2012 8:01	66.6
18/4/2012 8:31	69.6
18/4/2012 9:01	68.2
18/4/2012 9:31	69.6
18/4/2012 10:01	69.5
18/4/2012 10:31	68.3
18/4/2012 11:01	69.2
18/4/2012 11:31	67.6
18/4/2012 12:01	65.4
18/4/2012 12:31	64.9
18/4/2012 13:01	68.6
18/4/2012 13:31	68.0
18/4/2012 14:01	67.0
18/4/2012 14:31	66.0
18/4/2012 15:01	65.5
18/4/2012 15:31	65.7
18/4/2012 16:01	66.6
18/4/2012 16:31	68.0
18/4/2012 17:01	67.7
18/4/2012 17:31	66.2
18/4/2012 18:01	63.5
18/4/2012 18:31	63.6
19/4/2012 7:01	65.0
19/4/2012 7:31	66.0
19/4/2012 8:01	64.4
19/4/2012 8:31	65.4
19/4/2012 9:01	65.4
19/4/2012 9:31	66.3
19/4/2012 10:01	67.0
19/4/2012 10:31	68.7
19/4/2012 11:01	66.3
19/4/2012 11:31	66.4
19/4/2012 12:01	65.9
19/4/2012 12:31	65.6
19/4/2012 13:01	66.9
19/4/2012 13:31	66.7
19/4/2012 14:01	66.9
19/4/2012 14:31	67.1
19/4/2012 15:01	66.7
19/4/2012 15:31	65.4
19/4/2012 16:01	66.9
19/4/2012 16:31	66.4
19/4/2012 17:01	66.1
19/4/2012 17:31	65.9
19/4/2012 18:01	66.2
19/4/2012 18:31	64.7
20/4/2012 7:01	65.1
20/4/2012 7:31	66.2
20/4/2012 8:01	64.7
20/4/2012 8:31	64.5
20/4/2012 9:01	64.7
20/4/2012 9:31	65.5
20/4/2012 10:01	66.3
20/4/2012 10:31	66.9
20/4/2012 11:01	66.7
20/4/2012 11:31	66.0
20/4/2012 12:01	65.3
20/4/2012 12:31	65.1
20/4/2012 13:01	66.3
20/4/2012 13:31	67.0
20/4/2012 14:01	66.2
20/4/2012 14:31	66.1
20/4/2012 15:01	66.4
20/4/2012 15:31	66.1
20/4/2012 16:01	66.2
20/4/2012 16:31	66.6
20/4/2012 17:01	66.7
20/4/2012 17:31	66.8
20/4/2012 18:01	65.4
20/4/2012 18:31	62.8
21/4/2012 7:01	65.8
21/4/2012 7:31	66.5
21/4/2012 8:01	65.5
21/4/2012 8:31	66.1
21/4/2012 9:01	65.6
21/4/2012 9:31	66.0
21/4/2012 10:01	67.0
21/4/2012 10:31	66.4
21/4/2012 11:01	67.1
21/4/2012 11:31	65.6
21/4/2012 12:01	65.2
21/4/2012 12:31	64.7
21/4/2012 13:01	66.1
21/4/2012 13:31	66.2
21/4/2012 14:01	66.6
21/4/2012 14:31	69.5
21/4/2012 15:01	66.9
21/4/2012 15:31	65.8
21/4/2012 16:01	70.7
21/4/2012 16:31	71.8
21/4/2012 17:01	69.2
21/4/2012 17:31	65.7
21/4/2012 18:01	65.2
21/4/2012 18:31	65.1
23/4/2012 7:01	62.5
23/4/2012 7:31	63.2
23/4/2012 8:01	63.8
23/4/2012 8:31	64.2
23/4/2012 9:01	64.1
23/4/2012 9:31	64.6
23/4/2012 10:01	64.7

23/4/2012 10:31	64.4
23/4/2012 11:01	63.9
23/4/2012 11:31	63.8
23/4/2012 12:01	64.8
23/4/2012 12:31	65.2
23/4/2012 13:01	65.5
23/4/2012 13:31	65.2
23/4/2012 14:01	65.1
23/4/2012 14:31	64.8
23/4/2012 15:01	65.0
23/4/2012 15:31	64.7
23/4/2012 16:01	64.9
23/4/2012 16:31	65.5
23/4/2012 17:01	65.2
23/4/2012 17:31	65.2
23/4/2012 18:01	64.5
23/4/2012 18:31	64.3
24/4/2012 7:01	62.6
24/4/2012 7:31	63.3
24/4/2012 8:01	63.2
24/4/2012 8:31	63.8
24/4/2012 9:01	64.3
24/4/2012 9:31	65.0
24/4/2012 10:01	64.6
24/4/2012 10:31	64.9
24/4/2012 11:01	64.5
24/4/2012 11:31	64.1
24/4/2012 12:01	64.1
24/4/2012 12:31	64.3
24/4/2012 13:01	64.3
24/4/2012 13:31	64.2
24/4/2012 14:01	64.2
24/4/2012 14:31	64.5
24/4/2012 15:01	64.2
24/4/2012 15:31	64.0
24/4/2012 16:01	64.1
24/4/2012 16:31	63.9
24/4/2012 17:01	64.1
24/4/2012 17:31	63.9
24/4/2012 18:01	64.0
24/4/2012 18:31	64.0
25/4/2012 7:01	62.8
25/4/2012 7:31	63.8
25/4/2012 8:01	64.2
25/4/2012 8:31	64.8
25/4/2012 9:01	64.5
25/4/2012 9:31	64.8
25/4/2012 10:01	64.5
25/4/2012 10:31	64.6
25/4/2012 11:01	65.0
25/4/2012 11:31	64.0
25/4/2012 12:01	64.4
25/4/2012 12:31	64.4
25/4/2012 13:01	64.4
25/4/2012 13:31	64.1
25/4/2012 14:01	64.3
25/4/2012 14:31	64.3
25/4/2012 15:01	64.5
25/4/2012 15:31	64.6
25/4/2012 16:01	64.6
25/4/2012 16:31	64.4
25/4/2012 17:01	64.3
25/4/2012 17:31	64.9
25/4/2012 18:01	64.8
25/4/2012 18:31	63.2
26/4/2012 7:01	64.7
26/4/2012 7:31	65.9
26/4/2012 8:01	66.4
26/4/2012 8:31	68.9
26/4/2012 9:01	67.9
26/4/2012 9:31	69.4
26/4/2012 10:01	70.0
26/4/2012 10:31	68.3
26/4/2012 11:01	69.4
26/4/2012 11:31	67.9
26/4/2012 12:01	65.4
26/4/2012 12:31	64.9
26/4/2012 13:01	68.0
26/4/2012 13:31	68.4
26/4/2012 14:01	67.0
26/4/2012 14:31	66.1
26/4/2012 15:01	65.9
26/4/2012 15:31	65.3
26/4/2012 16:01	66.7
26/4/2012 16:31	68.4
26/4/2012 17:01	67.5
26/4/2012 17:31	65.4
26/4/2012 18:01	63.9
26/4/2012 18:31	63.9
27/4/2012 7:01	63.2
27/4/2012 7:31	64.1
27/4/2012 8:01	65.4
27/4/2012 8:31	66.3
27/4/2012 9:01	66.5
27/4/2012 9:31	66.4
27/4/2012 10:01	66.7
27/4/2012 10:31	65.9
27/4/2012 11:01	66.3
27/4/2012 11:31	65.3
27/4/2012 12:01	64.7
27/4/2012 12:31	64.7
27/4/2012 13:01	65.8
27/4/2012 13:31	65.9
27/4/2012 14:01	65.3
27/4/2012 14:31	65.0
27/4/2012 15:01	64.9
27/4/2012 15:31	64.7
27/4/2012 16:01	65.2
27/4/2012 16:31	65.9
27/4/2012 17:01	65.5

27/4/2012 17:31	64.9
27/4/2012 18:01	64.3
27/4/2012 18:31	63.8

Normal Day 19:00-23:00, Sunday & Holiday 07:00-23:00

28/3/2012 19:01	63.9
28/3/2012 19:06	61.5
28/3/2012 19:11	63.2
28/3/2012 19:16	63.9
28/3/2012 19:21	64.7
28/3/2012 19:26	65.4
28/3/2012 19:31	65.2
28/3/2012 19:36	66.5
28/3/2012 19:41	64.9
28/3/2012 19:46	65.0
28/3/2012 19:51	65.0
28/3/2012 19:56	65.5
28/3/2012 20:01	65.4
28/3/2012 20:06	63.8
28/3/2012 20:11	63.8
28/3/2012 20:16	65.3
28/3/2012 20:21	64.3
28/3/2012 20:26	64.9
28/3/2012 20:31	64.5
28/3/2012 20:36	64.9
28/3/2012 20:41	63.8
28/3/2012 20:46	63.5
28/3/2012 20:51	64.5
28/3/2012 20:56	65.6
28/3/2012 21:01	64.2
28/3/2012 21:06	63.2
28/3/2012 21:11	64.3
28/3/2012 21:16	64.9
28/3/2012 21:21	64.3
28/3/2012 21:26	63.6
28/3/2012 21:31	64.5
28/3/2012 21:36	63.1
28/3/2012 21:41	65.0
28/3/2012 21:46	65.8
28/3/2012 21:51	64.7
28/3/2012 21:56	63.0
28/3/2012 22:01	64.3
28/3/2012 22:06	63.5
28/3/2012 22:11	65.2
28/3/2012 22:16	65.0
28/3/2012 22:21	64.3
28/3/2012 22:26	64.0
28/3/2012 22:31	64.5
28/3/2012 22:36	64.0
28/3/2012 22:41	63.6
28/3/2012 22:46	64.2
28/3/2012 22:51	64.3
28/3/2012 22:56	64.4
29/3/2012 19:01	63.6
29/3/2012 19:06	65.1
29/3/2012 19:11	64.3
29/3/2012 19:16	64.8
29/3/2012 19:21	65.0
29/3/2012 19:26	65.0
29/3/2012 19:31	64.6
29/3/2012 19:36	65.1
29/3/2012 19:41	64.5
29/3/2012 19:46	64.8
29/3/2012 19:51	64.5
29/3/2012 19:56	64.3
29/3/2012 20:01	64.1
29/3/2012 20:06	65.8
29/3/2012 20:11	64.8
29/3/2012 20:16	64.0
29/3/2012 20:21	65.3
29/3/2012 20:26	65.2
29/3/2012 20:31	64.6
29/3/2012 20:36	64.6
29/3/2012 20:41	64.4
29/3/2012 20:46	63.6
29/3/2012 20:51	65.2
29/3/2012 20:56	65.2
29/3/2012 21:01	64.9
29/3/2012 21:06	65.6
29/3/2012 21:11	64.4
29/3/2012 21:16	64.6
29/3/2012 21:21	63.6
29/3/2012 21:26	64.1
29/3/2012 21:31	65.6
29/3/2012 21:36	64.4
29/3/2012 21:41	64.3
29/3/2012 21:46	65.6
29/3/2012 21:51	63.9
29/3/2012 21:56	63.8
29/3/2012 22:01	64.5
29/3/2012 22:06	64.0
29/3/2012 22:11	64.8
29/3/2012 22:16	65.5
29/3/2012 22:21	64.0
29/3/2012 22:26	63.4
29/3/2012 22:31	63.5
29/3/2012 22:36	62.5
29/3/2012 22:41	64.4
29/3/2012 22:46	64.1
29/3/2012 22:51	63.9
29/3/2012 22:56	63.8
30/3/2012 19:01	63.2
30/3/2012 19:06	63.1
30/3/2012 19:11	63.2
30/3/2012 19:16	61.9
30/3/2012 19:21	64.5
30/3/2012 19:26	63.7
30/3/2012 19:31	65.7
30/3/2012 19:36	64.5

Real-time Noise Data RTN1 (FEHD Hong Kong Transport Section Whitefield Depot)

30/3/2012 19:41	66.1	1/4/2012 8:51	64.4	1/4/2012 18:01	66.3	3/4/2012 19:11	63.6	4/4/2012 12:21	62.8	4/4/2012 21:31	63.0
30/3/2012 19:46	65.7	1/4/2012 8:56	65.2	1/4/2012 18:06	65.6	3/4/2012 19:16	62.7	4/4/2012 12:26	63.4	4/4/2012 21:36	62.6
30/3/2012 19:51	64.0	1/4/2012 9:01	64.5	1/4/2012 18:11	64.0	3/4/2012 19:21	64.3	4/4/2012 12:31	64.4	4/4/2012 21:41	63.6
30/3/2012 19:56	66.1	1/4/2012 9:06	62.9	1/4/2012 18:16	64.2	3/4/2012 19:26	65.0	4/4/2012 12:36	64.2	4/4/2012 21:46	63.2
30/3/2012 20:01	64.2	1/4/2012 9:11	65.1	1/4/2012 18:21	64.7	3/4/2012 19:31	64.0	4/4/2012 12:41	63.3	4/4/2012 21:51	63.8
30/3/2012 20:06	65.5	1/4/2012 9:16	63.7	1/4/2012 18:26	63.5	3/4/2012 19:36	66.2	4/4/2012 12:46	64.2	4/4/2012 21:56	63.2
30/3/2012 20:11	65.4	1/4/2012 9:21	64.1	1/4/2012 18:31	63.8	3/4/2012 19:41	64.3	4/4/2012 12:51	64.2	4/4/2012 22:01	63.9
30/3/2012 20:16	65.8	1/4/2012 9:26	65.9	1/4/2012 18:36	63.9	3/4/2012 19:46	65.2	4/4/2012 12:56	63.2	4/4/2012 22:06	63.8
30/3/2012 20:21	66.7	1/4/2012 9:31	64.3	1/4/2012 18:41	62.9	3/4/2012 19:51	65.0	4/4/2012 13:01	63.7	4/4/2012 22:11	64.2
30/3/2012 20:26	65.1	1/4/2012 9:36	65.8	1/4/2012 18:46	61.8	3/4/2012 19:56	65.0	4/4/2012 13:06	64.4	4/4/2012 22:16	63.6
30/3/2012 20:31	65.3	1/4/2012 9:41	68.0	1/4/2012 18:51	62.4	3/4/2012 20:01	64.4	4/4/2012 13:11	65.2	4/4/2012 22:21	64.0
30/3/2012 20:36	64.8	1/4/2012 9:46	64.4	1/4/2012 18:56	63.5	3/4/2012 20:06	65.5	4/4/2012 13:16	63.1	4/4/2012 22:26	63.0
30/3/2012 20:41	64.1	1/4/2012 9:51	64.9	1/4/2012 19:01	63.4	3/4/2012 20:11	63.9	4/4/2012 13:21	64.2	4/4/2012 22:31	62.9
30/3/2012 20:46	64.7	1/4/2012 9:56	63.6	1/4/2012 19:06	63.3	3/4/2012 20:16	64.8	4/4/2012 13:26	64.0	4/4/2012 22:36	64.4
30/3/2012 20:51	64.8	1/4/2012 10:01	65.5	1/4/2012 19:11	64.5	3/4/2012 20:21	65.0	4/4/2012 13:31	65.6	4/4/2012 22:41	63.9
30/3/2012 20:56	64.7	1/4/2012 10:06	66.0	1/4/2012 19:16	64.2	3/4/2012 20:26	65.5	4/4/2012 13:36	63.7	4/4/2012 22:46	64.0
30/3/2012 21:01	64.6	1/4/2012 10:11	64.5	1/4/2012 19:21	63.6	3/4/2012 20:31	65.6	4/4/2012 13:41	63.7	4/4/2012 22:51	63.2
30/3/2012 21:06	64.8	1/4/2012 10:16	64.3	1/4/2012 19:26	63.0	3/4/2012 20:36	65.2	4/4/2012 13:46	64.4	4/4/2012 22:56	63.3
30/3/2012 21:11	63.5	1/4/2012 10:21	63.8	1/4/2012 19:31	63.6	3/4/2012 20:41	65.1	4/4/2012 13:51	64.0	5/4/2012 19:01	63.2
30/3/2012 21:16	64.8	1/4/2012 10:26	66.5	1/4/2012 19:36	64.3	3/4/2012 20:46	64.8	4/4/2012 13:56	64.4	5/4/2012 19:06	62.3
30/3/2012 21:21	66.0	1/4/2012 10:31	66.3	1/4/2012 19:41	63.7	3/4/2012 20:51	64.1	4/4/2012 14:01	63.6	5/4/2012 19:11	62.8
30/3/2012 21:26	63.2	1/4/2012 10:36	65.1	1/4/2012 19:46	65.1	3/4/2012 20:56	66.2	4/4/2012 14:06	62.1	5/4/2012 19:16	62.2
30/3/2012 21:31	64.8	1/4/2012 10:41	67.2	1/4/2012 19:51	65.0	3/4/2012 21:01	64.2	4/4/2012 14:11	61.9	5/4/2012 19:21	63.7
30/3/2012 21:36	64.2	1/4/2012 10:46	64.2	1/4/2012 19:56	63.6	3/4/2012 21:06	64.7	4/4/2012 14:16	62.2	5/4/2012 19:26	64.8
30/3/2012 21:41	63.3	1/4/2012 10:51	64.0	1/4/2012 20:01	63.5	3/4/2012 21:11	63.8	4/4/2012 14:21	65.3	5/4/2012 19:31	65.6
30/3/2012 21:46	65.4	1/4/2012 10:56	64.5	1/4/2012 20:06	65.1	3/4/2012 21:16	63.2	4/4/2012 14:26	63.2	5/4/2012 19:36	64.5
30/3/2012 21:51	62.6	1/4/2012 11:01	65.0	1/4/2012 20:11	64.5	3/4/2012 21:21	64.3	4/4/2012 14:31	62.8	5/4/2012 19:41	66.4
30/3/2012 21:56	61.9	1/4/2012 11:06	62.9	1/4/2012 20:16	64.4	3/4/2012 21:26	63.9	4/4/2012 14:36	64.5	5/4/2012 19:46	64.3
30/3/2012 22:01	64.3	1/4/2012 11:11	65.1	1/4/2012 20:21	62.7	3/4/2012 21:31	64.8	4/4/2012 14:41	64.2	5/4/2012 19:51	66.0
30/3/2012 22:06	63.4	1/4/2012 11:16	64.7	1/4/2012 20:26	66.4	3/4/2012 21:36	65.5	4/4/2012 14:46	63.3	5/4/2012 19:56	64.8
30/3/2012 22:11	63.9	1/4/2012 11:21	63.8	1/4/2012 20:31	63.2	3/4/2012 21:41	64.8	4/4/2012 14:51	63.4	5/4/2012 20:01	65.7
30/3/2012 22:16	65.1	1/4/2012 11:26	65.7	1/4/2012 20:36	62.4	3/4/2012 21:46	65.0	4/4/2012 14:56	62.9	5/4/2012 20:06	64.5
30/3/2012 22:21	63.5	1/4/2012 11:31	64.7	1/4/2012 20:41	62.9	3/4/2012 21:51	63.9	4/4/2012 15:01	62.2	5/4/2012 20:11	63.3
30/3/2012 22:26	63.2	1/4/2012 11:36	65.1	1/4/2012 20:46	63.4	3/4/2012 21:56	64.3	4/4/2012 15:06	63.7	5/4/2012 20:16	64.5
30/3/2012 22:31	64.9	1/4/2012 11:41	66.7	1/4/2012 20:51	64.2	3/4/2012 22:01	63.9	4/4/2012 15:11	62.4	5/4/2012 20:21	64.0
30/3/2012 22:36	64.9	1/4/2012 11:46	65.6	1/4/2012 20:56	63.8	3/4/2012 22:06	65.5	4/4/2012 15:16	62.5	5/4/2012 20:26	64.8
30/3/2012 22:41	64.5	1/4/2012 11:51	64.1	1/4/2012 21:01	65.3	3/4/2012 22:11	63.1	4/4/2012 15:21	64.2	5/4/2012 20:31	65.3
30/3/2012 22:46	64.2	1/4/2012 11:56	65.8	1/4/2012 21:06	64.6	3/4/2012 22:16	64.2	4/4/2012 15:26	62.4	5/4/2012 20:36	64.4
30/3/2012 22:51	65.2	1/4/2012 12:01	66.4	1/4/2012 21:11	65.7	3/4/2012 22:21	64.4	4/4/2012 15:31	64.6	5/4/2012 20:41	64.7
30/3/2012 22:56	66.2	1/4/2012 12:06	65.3	1/4/2012 21:16	66.7	3/4/2012 22:26	62.2	4/4/2012 15:36	63.6	5/4/2012 20:46	64.2
31/3/2012 19:01	64.4	1/4/2012 12:11	65.1	1/4/2012 21:21	65.3	3/4/2012 22:31	63.7	4/4/2012 15:41	64.6	5/4/2012 20:51	64.8
31/3/2012 19:06	61.8	1/4/2012 12:16	64.5	1/4/2012 21:26	64.4	3/4/2012 22:36	63.5	4/4/2012 15:46	64.8	5/4/2012 20:56	65.2
31/3/2012 19:11	63.1	1/4/2012 12:21	63.9	1/4/2012 21:31	63.5	3/4/2012 22:41	64.5	4/4/2012 15:51	67.9	5/4/2012 21:01	64.8
31/3/2012 19:16	65.5	1/4/2012 12:26	63.3	1/4/2012 21:36	63.4	3/4/2012 22:46	64.3	4/4/2012 15:56	65.6	5/4/2012 21:06	65.7
31/3/2012 19:21	64.1	1/4/2012 12:31	65.1	1/4/2012 21:41	64.6	3/4/2012 22:51	63.8	4/4/2012 16:01	64.6	5/4/2012 21:11	65.0
31/3/2012 19:26	65.2	1/4/2012 12:36	63.1	1/4/2012 21:46	62.5	3/4/2012 22:56	63.7	4/4/2012 16:06	64.6	5/4/2012 21:16	65.3
31/3/2012 19:31	63.8	1/4/2012 12:41	63.7	1/4/2012 21:51	62.6	4/4/2012 7:01	62.0	4/4/2012 16:11	64.2	5/4/2012 21:21	64.4
31/3/2012 19:36	65.8	1/4/2012 12:46	63.6	1/4/2012 21:56	64.3	4/4/2012 7:06	64.8	4/4/2012 16:16	64.1	5/4/2012 21:26	66.0
31/3/2012 19:41	64.8	1/4/2012 12:51	64.8	1/4/2012 22:01	62.4	4/4/2012 7:11	62.9	4/4/2012 16:21	65.0	5/4/2012 21:31	65.2
31/3/2012 19:46	64.4	1/4/2012 12:56	64.2	1/4/2012 22:06	63.8	4/4/2012 7:16	62.2	4/4/2012 16:26	64.3	5/4/2012 21:36	64.2
31/3/2012 19:51	65.1	1/4/2012 13:01	64.7	1/4/2012 22:11	62.2	4/4/2012 7:21	63.3	4/4/2012 16:31	64.4	5/4/2012 21:41	65.4
31/3/2012 19:56	67.3	1/4/2012 13:06	63.0	1/4/2012 22:16	63.4	4/4/2012 7:26	63.3	4/4/2012 16:36	64.3	5/4/2012 21:46	66.0
31/3/2012 20:01	65.3	1/4/2012 13:11	63.5	1/4/2012 22:21	62.5	4/4/2012 7:31	62.3	4/4/2012 16:41	65.9	5/4/2012 21:51	63.8
31/3/2012 20:06	64.6	1/4/2012 13:16	61.7	1/4/2012 22:26	63.9	4/4/2012 7:36	64.2	4/4/2012 16:46	63.7	5/4/2012 21:56	64.5
31/3/2012 20:11	64.9	1/4/2012 13:21	63.1	1/4/2012 22:31	62.4	4/4/2012 7:41	62.4	4/4/2012 16:51	64.8	5/4/2012 22:01	64.1
31/3/2012 20:16	65.0	1/4/2012 13:26	66.0	1/4/2012 22:36	63.6	4/4/2012 7:46	62.2	4/4/2012 16:56	63.3	5/4/2012 22:06	63.4
31/3/2012 20:21	63.6	1/4/2012 13:31	65.0	1/4/2012 22:41	62.9	4/4/2012 7:51	63.3	4/4/2012 17:01	64.2	5/4/2012 22:11	62.9
31/3/2012 20:26	64.3	1/4/2012 13:36	64.2	1/4/2012 22:46	63.7	4/4/2012 7:56	65.8	4/4/2012 17:06	63.8	5/4/2012 22:16	65.2
31/3/2012 20:31	65.3	1/4/2012 13:41	63.7	1/4/2012 22:51	62.6	4/4/2012 8:01	63.6	4/4/2012 17:11	63.3	5/4/2012 22:21	63.5
31/3/2012 20:36	64.5	1/4/2012 13:46	63.1	1/4/2012 22:56	63.5	4/4/2012 8:06	64.4	4/4/2012 17:16	65.5	5/4/2012 22:26	64.2
31/3/2012 20:41	64.4	1/4/2012 13:51	62.8	2/4/2012 19:01	63.7	4/4/2012 8:11	63.5	4/4/2012 17:21	64.8	5/4/2012 22:31	63.4
31/3/2012 20:46	63.9	1/4/2012 13:56	64.2	2/4/2012 19:06	64.5	4/4/2012 8:16	63.5	4/4/2012 17:26	65.6	5/4/2012 22:36	62.8
31/3/2012 20:51	65.6	1/4/2012 14:01	62.9	2/4/2012 19:11	61.6	4/4/2012 8:21	63.8	4/4/2012 17:31	63.4	5/4/2012 22:41	63.7
31/3/2012 20:56	66.7	1/4/2012 14:06	64.9	2/4/2012 19:16	64.6	4/4/2012 8:26	66.0	4/4/2012 17:36	64.5	5/4/2012 22:46	64.8
31/3/2012 21:01	63.8	1/4/2012 14:11	64.4	2/4/2012 19:21	63.5	4/4/2012 8:31	64.3	4/4/2012 17:41	65.3	5/4/2012 22:51	64.2
31/3/2012 21:06	65.1	1/4/2012 14:16	63.2	2/4/2012 19:26	64.7	4/4/2012 8:36	63.7	4/4/2012 17:46	65.3	5/4/2012 22:56	64.5
31/3/2012 21:11	64.5	1/4/2012 14:21	63.9	2/4/2012 19:31	65.4	4/4/2012 8:41	64.5	4/4/2012 17:51	65.2	6/4/2012 7:01	63.5
31/3/2012 21:16	64.3	1/4/2012 14:26	62.4	2/4/2012 19:36	64.4	4/4/2012 8:46	62.8	4/4/2012 17:56	62.8	6/4/2012 7:06	63.3
31/3/2012 21:21	64.0	1/4/2012 14:31	63.2	2/4/2012 19:41	64.5	4/4/2012 8:51	63.8	4/4/2012 18:01	66.4	6/4/2012 7:11	63.9
31/3/2012 21:26	63.9	1/4/2012 14:36	63.1	2/4/2012 19:46	65.1	4/4/2012 8:56	64.2	4/4/2012 18:06	65.2	6/4/2012 7:16	63.8
31/3/2012 21:31	66.2	1/4/2012 14:41	64.5	2/4/2012 19:51	64.3	4/4/2012 9:01	62.8	4/4/2012 18:11	64.8	6/4/2012 7:21	63.2
31/3/2012 21:36	65.8	1/4/2012 14:46	62.2	2/4/2012 19:56	66.2	4/4/2012 9:06	65.1	4/4/2012 18:16	65.7	6/4/2012 7:26	63.6
31/3/2012 21:41	64.1	1/4/2012 14:51	64.6	2/4/2012 20:01	64.9	4/4/2012 9:11	65.5	4/4/2012 18:21	64.9	6/4/2012 7:31	63.7
31/3/2012 21:46	64.9	1/4/2012 14:56	63.6	2/4/2012 20:06	64.7	4/4/2012 9:16	64.2	4/4/2012 18:26	64.0	6/4/2012 7:36	64.3
31/3/2012 21:51	64.9	1/4/2012 15:01	62.4	2/4/2012 20:11	64.9	4/4/2012 9:21	63.9	4/4/2012 18:31	62.7	6/4/2012 7:41	65.1
31/3/2012 21:56	63.1	1/4/2012 15:06	64.2	2/4/2012 20:16	65.3	4/4/2012 9:26	65.3	4/4/2012 18:36	62.9	6/4/2012 7:46	63.7
31/3/2012 22:01	63.5	1/4/2012 15:11	63.9	2/4/2012 20:21	64.5	4/4/2012 9:31	66.1	4/4/2012 18:41	63.0	6/4/2012 7:51	64.4
31/3/2012 22:06	63.5	1/4/2012 15:16	63.9	2/4/2012 20:26	64.3	4/4/2012 9:36	64.9	4/4/2012 18:46	61.2	6/4/2012 7:56	64.3
31/3/2012 22:11	63.5	1/4/2012 15:21	63.8	2/4/2012 20:31	64.5	4/4/2012 9:41	66.7	4/4/2012 18:51	63.2	6/4/2012 8:01	64.2
31/3/2012 22:16	63.8	1/4/2012 15:26	62.0	2/4/2012 20:36	63.5	4/4/2012 9:46	64.4	4/4/2012 18:56	63.6	6/4/2012 8:06	65.6
31/3/2012 22:21	63.9	1/4/2012 15:31	64.2	2/4/2012 20:41	64.3	4/4/2012 9:51	64.5	4/4/2012 19:01	62.8	6/4/2012 8:11	65.3
31/3/2012 22:26	62.0	1/4/2012 15:36	65.0	2/4/2012 20:46	63.9	4/4/2012 9:56	65.0	4/4/2012 19:06	64.4	6/4/2012 8:16	65.1
31/3/2012 22:31	63.6	1/4/2012 15:41	66.6	2/4/2012 20:51	64.4	4/4/2012 10:01	65.7	4/4/2012 19:11	64.9	6/4/2012 8:21	65.3
31/3/2012 22:36	64.0	1/4/2012 15:46	64.4	2/4/2012 20:56	66.3	4/4/2012 10:06	64.8	4/4/2012 19:16	63.6	6/4/2012 8:26	63.8
31/3/2012 22:41	64.6	1/4/2012 15:51	67.0	2/4/2012 21:01	65.9	4/4/2012 10:11	64.2	4/4/2012 19:21	63.8	6/4/2012 8:31	65.0
31/3/2012 22:46	65.7	1/4/2012 15:56	64.9	2/4/2012 21:06	64.4	4/4/2012 10:16	63.8	4/4/2012 19:26	63.1	6/4/2012 8:36	64.5
31/3/2012 22:51	64.3	1/4/2012 16:01	64.9	2/4/2012 21:11	65.3	4/4/2012 10:21	62.9	4/4/2012 19:31	64.7	6/4/2012 8:41	64.7
31/3/2012 22:56	64.7	1/4/2012 16:06	65.2	2/4/2012 21:16	64.7	4/4/2012 10:26	66.7	4/4/2012 19:36	63.8	6/4/2012 8:46	63.9
1/4/2012 7:01	63.8	1/4/2012 16:11	64.8	2/4/2012 21:21	64.4	4/4/2012 10:31	67.1	4/4/2012 19:41	63.4	6/4/2012 8:51	63.9
1/4/2012 7:06	64.1	1/4/2012 16:16	65.2	2/4/2012 21:26	62.7	4/4/2012 10:36	64.1	4/4/2012 19:46	65.2	6/4/2012 8:56	64.3
1/4/2012 7:11	64.0	1/4/2012 16:21	64.8	2/4/2012 21:31	65.3	4/4/2012 10:41	65.8	4/4/2012 19:51	64.8	6/4/2012 9:01	64.3
1/4/2012 7:16	62.0	1/4/2012 16:26	64.2	2/4/2012 21:36	64.7	4/4/2012 10:46	65.8	4/4/2012 19:56	63.0	6/4/2012 9:06	64.8
1/4/2012 7:21	61.8	1/4/2012 16:31	65.8	2/4/2012 21:41	64.0	4/4/2012 10:51	63.7	4/4/2012 20:01	62.7	6/4/2012 9:11	65.1
1/4/2012 7:26	61.0	1/4/2012 16:36	63.5	2/4/2012 21:46	64.5	4/4/2012 10:56	64.5	4/4/2012 20:06	64.0	6/4/2012 9:16	64.5
1/4/2012 7:31	63.6	1/4/2012 16:41	64.8	2/4/2012 21:51	64.6	4/4/2012 11:01	65.2	4/4/2012 20:11	63.7	6/4/2012 9:21	65.3
1/4/2012 7:36	64.2	1/4/2012 16:46	65.7	2/4/2012 21:56	63.9	4/4/2012 11:06	62.9	4/4/2012 20:16	64.6	6/4/2012 9:26	65.0
1/4/2012 7:41	62.4	1/4/2012 16:51	65.8	2/4/2012 22:01	64.6	4/4/2012 11:11	64.9	4/4/2012 20:21	62.6	6/4/2012 9:31	66.1
1/4/2012 7:46	62.5	1/4/2012 16:56	64.2	2/4/2012 22:06	64.2	4/4/2012 11:16	64.1	4/4/2012 20:26	66.1	6/4/2012 9:36	66.1
1/4/2012 7:51	63.6	1/4/2012 17:01	63.1	2/4/2012 22:11	64.6	4/4/2012 11:21	65.2	4/4/2012 20:31	64.0	6/4/2012 9:41	65.4
1/4/2012 7:56	66.1	1/4/2012 17:06	64.1	2/4/2012 22:16	64.5	4/4/2012 11:26	66.5	4/4/2012 20:36	64.6	6/4/2012 9:46	65.3
1/4/2012 8:01	63.7	1/4/2012 17:11	64.2	2/4/2012 22:21	65.7	4/4/2012 11:31	64.5	4/4/2012 20:41	64.0	6/4/2012 9:51	65.1
1/4/2012 8:06	64.8	1/4/2012 17:16	63.9	2/4/2012 22:26	63.4	4/4/2012 11:36	65.5	4/4/2012 20:46	63.9	6/4/2012 9:56	65.3
1/4/2012 8:11	62.6	1/4/2012 17:21	63.9	2/4/2012 22:31	63.0	4/4/2012 11:41	64.9	4/4/2012 20:51	63.9	6/4/2012 10:01	66.0
1/4/2012 8:16	63.5	1/4/2012 17:26	65.7	2/4/2012 22:36	65.3	4/4/2012 11:46	64.1	4/4/2012 20:56	62.4	6/4/2012 10:06	65.6
1/4/2012 8:21	65.2	1/4/2012 17:31	64.2	2/4/2012 22:41	64.4	4/4/2012 11:51	65.6	4/4/2012 21:01	66.8	6/4/2012 10:11	66.0
1/4/2012 8:26	65.1	1/4/2012 17:36	64.2	2/4/2012 22:46	64.1	4/4/2012 11:56	65.1	4/4/2012 21:06	63.6	6/4/2012 10:16	65.2
1/4/2012 8:31	64.9	1/4/2012 17:41	64.0	2/4/2012 22:51	63.7	4/4/2012 12:01	64.6	4/4/2012 21:11	67.5	6/4/2012 10:21	64.6
1/4/2012 8:36	63.8	1/4/2012 17:46	65.2	2/4/2012 22:56	63.5	4/4/2012 12:06	65.1	4/4/2012 21:16	65.9	6/4/2012 10:26	64.6
1/4/2012 8:41	64.1	1/4/2012 17:51	64.0	3/4/2012 19:01	63.0	4/4/2012 12:11	63.2	4/4/2012 21:21	64.9	6/4/2012 10:31	65.2
1/4/2012 8:46	64.6	1/4/2012 17:56	64.9	3/4/2012 19:06	63.5	4/4/2012 12:16	63.1	4/4/2012 21:26	63.9	6/4/2012 10:36	64.9

Real-time Noise Data RTN1 (FEHD Hong Kong Transport Section Whitefield Depot)

6/4/2012 10:41	64.9	6/4/2012 19:51	63.9	7/4/2012 13:01	65.5	7/4/2012 22:11	64.1	8/4/2012 15:21	64.0	9/4/2012 8:31	65.4
6/4/2012 10:46	64.6	6/4/2012 19:56	63.7	7/4/2012 13:06	65.2	7/4/2012 22:16	63.3	8/4/2012 15:26	63.8	9/4/2012 8:36	65.0
6/4/2012 10:51	64.3	6/4/2012 20:01	63.7	7/4/2012 13:11	65.6	7/4/2012 22:21	63.6	8/4/2012 15:31	64.5	9/4/2012 8:41	64.8
6/4/2012 10:56	64.8	6/4/2012 20:06	63.7	7/4/2012 13:16	65.1	7/4/2012 22:26	63.0	8/4/2012 15:36	64.0	9/4/2012 8:46	64.9
6/4/2012 11:01	64.9	6/4/2012 20:11	63.4	7/4/2012 13:21	65.5	7/4/2012 22:31	63.4	8/4/2012 15:41	64.5	9/4/2012 8:51	64.7
6/4/2012 11:06	64.6	6/4/2012 20:16	63.4	7/4/2012 13:26	65.8	7/4/2012 22:36	63.1	8/4/2012 15:46	63.6	9/4/2012 8:56	64.0
6/4/2012 11:11	64.8	6/4/2012 20:21	63.0	7/4/2012 13:31	65.3	7/4/2012 22:41	63.3	8/4/2012 15:51	63.9	9/4/2012 9:01	64.8
6/4/2012 11:16	64.5	6/4/2012 20:26	63.4	7/4/2012 13:36	65.7	7/4/2012 22:46	62.9	8/4/2012 15:56	63.6	9/4/2012 9:06	65.0
6/4/2012 11:21	64.2	6/4/2012 20:31	63.3	7/4/2012 13:41	64.7	7/4/2012 22:51	63.5	8/4/2012 16:01	64.4	9/4/2012 9:11	63.7
6/4/2012 11:26	64.4	6/4/2012 20:36	63.1	7/4/2012 13:46	64.9	7/4/2012 22:56	63.2	8/4/2012 16:06	64.1	9/4/2012 9:16	64.5
6/4/2012 11:31	64.6	6/4/2012 20:41	63.2	7/4/2012 13:51	65.2	8/4/2012 7:01	62.3	8/4/2012 16:11	64.2	9/4/2012 9:21	64.2
6/4/2012 11:36	64.3	6/4/2012 20:46	63.3	7/4/2012 13:56	65.2	8/4/2012 7:06	62.4	8/4/2012 16:16	64.2	9/4/2012 9:26	64.8
6/4/2012 11:41	63.8	6/4/2012 20:51	63.6	7/4/2012 14:01	65.0	8/4/2012 7:11	63.7	8/4/2012 16:21	63.8	9/4/2012 9:31	64.5
6/4/2012 11:46	63.9	6/4/2012 20:56	62.7	7/4/2012 14:06	65.3	8/4/2012 7:16	62.5	8/4/2012 16:26	63.7	9/4/2012 9:36	65.3
6/4/2012 11:51	63.9	6/4/2012 21:01	63.0	7/4/2012 14:11	65.7	8/4/2012 7:21	61.9	8/4/2012 16:31	64.2	9/4/2012 9:41	64.8
6/4/2012 11:56	63.8	6/4/2012 21:06	63.7	7/4/2012 14:16	65.0	8/4/2012 7:26	62.3	8/4/2012 16:36	63.3	9/4/2012 9:46	64.9
6/4/2012 12:01	63.8	6/4/2012 21:11	62.8	7/4/2012 14:21	64.5	8/4/2012 7:31	63.1	8/4/2012 16:41	64.0	9/4/2012 9:51	64.6
6/4/2012 12:06	64.0	6/4/2012 21:16	63.4	7/4/2012 14:26	64.7	8/4/2012 7:36	63.1	8/4/2012 16:46	63.6	9/4/2012 9:56	64.6
6/4/2012 12:11	65.0	6/4/2012 21:21	63.5	7/4/2012 14:31	64.7	8/4/2012 7:41	63.0	8/4/2012 16:51	63.8	9/4/2012 10:01	64.6
6/4/2012 12:16	63.3	6/4/2012 21:26	63.5	7/4/2012 14:36	64.9	8/4/2012 7:46	62.9	8/4/2012 16:56	64.5	9/4/2012 10:06	65.1
6/4/2012 12:21	63.6	6/4/2012 21:31	63.4	7/4/2012 14:41	65.2	8/4/2012 7:51	64.0	8/4/2012 17:01	63.8	9/4/2012 10:11	65.0
6/4/2012 12:26	64.2	6/4/2012 21:36	63.5	7/4/2012 14:46	64.9	8/4/2012 7:56	63.6	8/4/2012 17:06	63.8	9/4/2012 10:16	64.3
6/4/2012 12:31	64.1	6/4/2012 21:41	63.7	7/4/2012 14:51	64.5	8/4/2012 8:01	63.6	8/4/2012 17:11	63.6	9/4/2012 10:21	64.1
6/4/2012 12:36	63.8	6/4/2012 21:46	64.4	7/4/2012 14:56	64.4	8/4/2012 8:06	62.7	8/4/2012 17:16	64.2	9/4/2012 10:26	64.2
6/4/2012 12:41	64.5	6/4/2012 21:51	63.6	7/4/2012 15:01	65.0	8/4/2012 8:11	63.0	8/4/2012 17:21	64.4	9/4/2012 10:31	64.4
6/4/2012 12:46	64.4	6/4/2012 21:56	63.7	7/4/2012 15:06	65.6	8/4/2012 8:16	63.1	8/4/2012 17:26	64.7	9/4/2012 10:36	64.4
6/4/2012 12:51	64.4	6/4/2012 22:01	63.4	7/4/2012 15:11	64.6	8/4/2012 8:21	63.5	8/4/2012 17:31	63.9	9/4/2012 10:41	64.7
6/4/2012 12:56	65.0	6/4/2012 22:06	63.9	7/4/2012 15:16	65.2	8/4/2012 8:26	63.4	8/4/2012 17:36	63.7	9/4/2012 10:46	64.8
6/4/2012 13:01	64.9	6/4/2012 22:11	64.0	7/4/2012 15:21	64.9	8/4/2012 8:31	64.2	8/4/2012 17:41	64.6	9/4/2012 10:51	64.7
6/4/2012 13:06	65.2	6/4/2012 22:16	64.6	7/4/2012 15:26	64.8	8/4/2012 8:36	63.3	8/4/2012 17:46	64.0	9/4/2012 10:56	64.9
6/4/2012 13:11	65.9	6/4/2012 22:21	63.8	7/4/2012 15:31	64.2	8/4/2012 8:41	64.1	8/4/2012 17:51	63.6	9/4/2012 11:01	64.6
6/4/2012 13:16	66.0	6/4/2012 22:26	64.3	7/4/2012 15:36	64.9	8/4/2012 8:46	64.1	8/4/2012 17:56	63.5	9/4/2012 11:06	65.2
6/4/2012 13:21	65.6	6/4/2012 22:31	63.8	7/4/2012 15:41	64.6	8/4/2012 8:51	63.5	8/4/2012 18:01	63.8	9/4/2012 11:11	65.0
6/4/2012 13:26	65.3	6/4/2012 22:36	64.5	7/4/2012 15:46	64.7	8/4/2012 8:56	63.3	8/4/2012 18:06	64.2	9/4/2012 11:16	65.3
6/4/2012 13:31	64.9	6/4/2012 22:41	64.0	7/4/2012 15:51	65.0	8/4/2012 9:01	64.2	8/4/2012 18:11	64.1	9/4/2012 11:21	64.8
6/4/2012 13:36	64.6	6/4/2012 22:46	63.8	7/4/2012 15:56	65.1	8/4/2012 9:06	63.7	8/4/2012 18:16	64.0	9/4/2012 11:26	64.8
6/4/2012 13:41	64.3	6/4/2012 22:51	63.6	7/4/2012 16:01	64.6	8/4/2012 9:11	64.3	8/4/2012 18:21	64.1	9/4/2012 11:31	64.2
6/4/2012 13:46	65.0	6/4/2012 22:56	64.4	7/4/2012 16:06	65.0	8/4/2012 9:16	64.0	8/4/2012 18:26	63.8	9/4/2012 11:36	64.7
6/4/2012 13:51	65.0	7/4/2012 7:01	62.5	7/4/2012 16:11	65.4	8/4/2012 9:21	64.6	8/4/2012 18:31	64.4	9/4/2012 11:41	64.0
6/4/2012 13:56	65.3	7/4/2012 7:06	62.9	7/4/2012 16:16	64.9	8/4/2012 9:26	64.6	8/4/2012 18:36	64.3	9/4/2012 11:46	63.6
6/4/2012 14:01	65.0	7/4/2012 7:11	61.6	7/4/2012 16:21	64.7	8/4/2012 9:31	65.1	8/4/2012 18:41	63.9	9/4/2012 11:51	63.7
6/4/2012 14:06	65.9	7/4/2012 7:16	62.2	7/4/2012 16:26	64.9	8/4/2012 9:36	65.0	8/4/2012 18:46	64.0	9/4/2012 11:56	63.9
6/4/2012 14:11	66.3	7/4/2012 7:21	63.0	7/4/2012 16:31	65.2	8/4/2012 9:41	64.7	8/4/2012 18:51	63.6	9/4/2012 12:01	65.4
6/4/2012 14:16	66.0	7/4/2012 7:26	62.6	7/4/2012 16:36	65.5	8/4/2012 9:46	65.4	8/4/2012 18:56	63.8	9/4/2012 12:06	64.3
6/4/2012 14:21	65.4	7/4/2012 7:31	63.2	7/4/2012 16:41	65.2	8/4/2012 9:51	65.1	8/4/2012 19:01	64.2	9/4/2012 12:11	64.8
6/4/2012 14:26	65.6	7/4/2012 7:36	63.4	7/4/2012 16:46	65.6	8/4/2012 9:56	64.7	8/4/2012 19:06	64.2	9/4/2012 12:16	64.3
6/4/2012 14:31	66.1	7/4/2012 7:41	62.7	7/4/2012 16:51	65.4	8/4/2012 10:01	64.7	8/4/2012 19:11	64.4	9/4/2012 12:21	63.8
6/4/2012 14:36	66.0	7/4/2012 7:46	63.8	7/4/2012 16:56	65.8	8/4/2012 10:06	64.7	8/4/2012 19:16	63.9	9/4/2012 12:26	63.7
6/4/2012 14:41	65.6	7/4/2012 7:51	63.3	7/4/2012 17:01	65.3	8/4/2012 10:11	64.5	8/4/2012 19:21	63.8	9/4/2012 12:31	64.8
6/4/2012 14:46	65.7	7/4/2012 7:56	63.1	7/4/2012 17:06	65.1	8/4/2012 10:16	64.5	8/4/2012 19:26	63.5	9/4/2012 12:36	64.3
6/4/2012 14:51	65.2	7/4/2012 8:01	62.9	7/4/2012 17:11	65.3	8/4/2012 10:21	64.6	8/4/2012 19:31	63.4	9/4/2012 12:41	64.5
6/4/2012 14:56	64.9	7/4/2012 8:06	62.6	7/4/2012 17:16	64.8	8/4/2012 10:26	64.5	8/4/2012 19:36	64.1	9/4/2012 12:46	64.3
6/4/2012 15:01	65.6	7/4/2012 8:11	64.1	7/4/2012 17:21	65.4	8/4/2012 10:31	65.1	8/4/2012 19:41	63.9	9/4/2012 12:51	64.7
6/4/2012 15:06	65.0	7/4/2012 8:16	65.2	7/4/2012 17:26	65.3	8/4/2012 10:36	65.6	8/4/2012 19:46	63.7	9/4/2012 12:56	64.0
6/4/2012 15:11	64.8	7/4/2012 8:21	63.9	7/4/2012 17:31	65.0	8/4/2012 10:41	65.3	8/4/2012 19:51	63.4	9/4/2012 13:01	63.9
6/4/2012 15:16	64.9	7/4/2012 8:26	63.4	7/4/2012 17:36	65.1	8/4/2012 10:46	64.1	8/4/2012 19:56	63.4	9/4/2012 13:06	63.7
6/4/2012 15:21	64.0	7/4/2012 8:31	63.9	7/4/2012 17:41	65.3	8/4/2012 10:51	64.3	8/4/2012 20:01	63.8	9/4/2012 13:11	64.1
6/4/2012 15:26	64.9	7/4/2012 8:36	64.3	7/4/2012 17:46	64.9	8/4/2012 10:56	65.0	8/4/2012 20:06	63.9	9/4/2012 13:16	66.3
6/4/2012 15:31	63.5	7/4/2012 8:41	64.6	7/4/2012 17:51	65.9	8/4/2012 11:01	64.6	8/4/2012 20:11	65.3	9/4/2012 13:21	64.1
6/4/2012 15:36	64.4	7/4/2012 8:46	63.8	7/4/2012 17:56	64.7	8/4/2012 11:06	64.3	8/4/2012 20:16	63.9	9/4/2012 13:26	63.8
6/4/2012 15:41	64.1	7/4/2012 8:51	64.7	7/4/2012 18:01	64.7	8/4/2012 11:11	64.7	8/4/2012 20:21	63.0	9/4/2012 13:31	64.8
6/4/2012 15:46	65.3	7/4/2012 8:56	63.9	7/4/2012 18:06	65.1	8/4/2012 11:16	64.9	8/4/2012 20:26	63.2	9/4/2012 13:36	63.7
6/4/2012 15:51	65.4	7/4/2012 9:01	64.0	7/4/2012 18:11	65.0	8/4/2012 11:21	64.7	8/4/2012 20:31	63.3	9/4/2012 13:41	64.3
6/4/2012 15:56	64.5	7/4/2012 9:06	64.0	7/4/2012 18:16	64.1	8/4/2012 11:26	63.8	8/4/2012 20:36	63.3	9/4/2012 13:46	63.3
6/4/2012 16:01	64.1	7/4/2012 9:11	63.9	7/4/2012 18:21	64.2	8/4/2012 11:31	63.5	8/4/2012 20:41	64.0	9/4/2012 13:51	64.1
6/4/2012 16:06	64.8	7/4/2012 9:16	64.3	7/4/2012 18:26	64.0	8/4/2012 11:36	64.6	8/4/2012 20:46	63.9	9/4/2012 13:56	64.5
6/4/2012 16:11	64.6	7/4/2012 9:21	64.0	7/4/2012 18:31	64.0	8/4/2012 11:41	65.2	8/4/2012 20:51	63.1	9/4/2012 14:01	64.2
6/4/2012 16:16	63.8	7/4/2012 9:26	64.6	7/4/2012 18:36	64.7	8/4/2012 11:46	64.4	8/4/2012 20:56	63.7	9/4/2012 14:06	64.2
6/4/2012 16:21	64.5	7/4/2012 9:31	64.1	7/4/2012 18:41	64.5	8/4/2012 11:51	63.1	8/4/2012 21:01	63.4	9/4/2012 14:11	64.4
6/4/2012 16:26	64.6	7/4/2012 9:36	64.3	7/4/2012 18:46	64.1	8/4/2012 11:56	63.7	8/4/2012 21:06	63.5	9/4/2012 14:16	64.0
6/4/2012 16:31	64.7	7/4/2012 9:41	64.5	7/4/2012 18:51	64.1	8/4/2012 12:01	63.9	8/4/2012 21:11	62.7	9/4/2012 14:21	64.7
6/4/2012 16:36	64.8	7/4/2012 9:46	64.2	7/4/2012 18:56	64.1	8/4/2012 12:06	64.1	8/4/2012 21:16	63.2	9/4/2012 14:26	64.2
6/4/2012 16:41	64.9	7/4/2012 9:51	64.4	7/4/2012 19:01	64.3	8/4/2012 12:11	64.0	8/4/2012 21:21	63.3	9/4/2012 14:31	63.6
6/4/2012 16:46	64.7	7/4/2012 9:56	65.9	7/4/2012 19:06	63.6	8/4/2012 12:16	64.1	8/4/2012 21:26	63.2	9/4/2012 14:36	63.9
6/4/2012 16:51	64.7	7/4/2012 10:01	64.8	7/4/2012 19:11	64.1	8/4/2012 12:21	64.5	8/4/2012 21:31	63.4	9/4/2012 14:41	64.6
6/4/2012 16:56	64.7	7/4/2012 10:06	64.6	7/4/2012 19:16	63.6	8/4/2012 12:26	64.0	8/4/2012 21:36	63.0	9/4/2012 14:46	64.5
6/4/2012 17:01	65.3	7/4/2012 10:11	65.2	7/4/2012 19:21	64.8	8/4/2012 12:31	64.4	8/4/2012 21:41	63.2	9/4/2012 14:51	64.3
6/4/2012 17:06	65.6	7/4/2012 10:16	64.6	7/4/2012 19:26	64.6	8/4/2012 12:36	64.5	8/4/2012 21:46	65.9	9/4/2012 14:56	64.7
6/4/2012 17:11	65.3	7/4/2012 10:21	64.5	7/4/2012 19:31	64.2	8/4/2012 12:41	64.6	8/4/2012 21:51	62.7	9/4/2012 15:01	66.6
6/4/2012 17:16	64.6	7/4/2012 10:26	64.7	7/4/2012 19:36	64.2	8/4/2012 12:46	63.8	8/4/2012 21:56	63.7	9/4/2012 15:06	63.3
6/4/2012 17:21	64.4	7/4/2012 10:31	64.7	7/4/2012 19:41	63.4	8/4/2012 12:51	64.4	8/4/2012 22:01	66.1	9/4/2012 15:11	62.5
6/4/2012 17:26	63.7	7/4/2012 10:36	64.5	7/4/2012 19:46	64.0	8/4/2012 12:56	64.2	8/4/2012 22:06	63.6	9/4/2012 15:16	65.4
6/4/2012 17:31	64.1	7/4/2012 10:41	63.7	7/4/2012 19:51	64.2	8/4/2012 13:01	63.8	8/4/2012 22:11	63.3	9/4/2012 15:21	64.0
6/4/2012 17:36	63.3	7/4/2012 10:46	64.3	7/4/2012 19:56	63.3	8/4/2012 13:06	64.0	8/4/2012 22:16	63.5	9/4/2012 15:26	63.6
6/4/2012 17:41	64.6	7/4/2012 10:51	64.5	7/4/2012 20:01	63.8	8/4/2012 13:11	64.3	8/4/2012 22:21	63.8	9/4/2012 15:31	63.8
6/4/2012 17:46	63.6	7/4/2012 10:56	64.6	7/4/2012 20:06	63.4	8/4/2012 13:16	64.5	8/4/2012 22:26	63.1	9/4/2012 15:36	62.3
6/4/2012 17:51	63.6	7/4/2012 11:01	64.8	7/4/2012 20:11	63.7	8/4/2012 13:21	64.4	8/4/2012 22:31	64.6	9/4/2012 15:41	64.8
6/4/2012 17:56	64.0	7/4/2012 11:06	64.4	7/4/2012 20:16	63.4	8/4/2012 13:26	64.6	8/4/2012 22:36	63.4	9/4/2012 15:46	63.2
6/4/2012 18:01	62.6	7/4/2012 11:11	63.5	7/4/2012 20:21	63.1	8/4/2012 13:31	64.5	8/4/2012 22:41	62.9	9/4/2012 15:51	67.2
6/4/2012 18:06	62.9	7/4/2012 11:16	64.0	7/4/2012 20:26	63.6	8/4/2012 13:36	64.6	8/4/2012 22:46	63.6	9/4/2012 15:56	64.5
6/4/2012 18:11	63.1	7/4/2012 11:21	63.6	7/4/2012 20:31	63.0	8/4/2012 13:41	64.4	8/4/2012 22:51	63.3	9/4/2012 16:01	62.8
6/4/2012 18:16	63.9	7/4/2012 11:26	63.2	7/4/2012 20:36	63.5	8/4/2012 13:46	63.9	8/4/2012 22:56	65.7	9/4/2012 16:06	65.2
6/4/2012 18:21	63.9	7/4/2012 11:31	63.3	7/4/2012 20:41	63.0	8/4/2012 13:51	63.7	9/4/2012 7:01	63.5	9/4/2012 16:11	65.1
6/4/2012 18:26	64.4	7/4/2012 11:36	63.7	7/4/2012 20:46	64.2	8/4/2012 13:56	63.8	9/4/2012 7:06	62.7	9/4/2012 16:16	65.3
6/4/2012 18:31	64.2	7/4/2012 11:41	63.8	7/4/2012 20:51	62.5	8/4/2012 14:01	64.0	9/4/2012 7:11	62.0	9/4/2012 16:21	64.4
6/4/2012 18:36	64.7	7/4/2012 11:46	63.2	7/4/2012 20:56	63.1	8/4/2012 14:06	64.2	9/4/2012 7:16	63.0	9/4/2012 16:26	64.4
6/4/2012 18:41	64.7	7/4/2012 11:51	63.7	7/4/2012 21:01	63.1	8/4/2012 14:11	64.2	9/4/2012 7:21	62.6	9/4/2012 16:31	64.6
6/4/2012 18:46	64.7	7/4/2012 11:56	65.1	7/4/2012 21:06	63.2	8/4/2012 14:16	64.3	9/4/2012 7:26	63.0	9/4/2012 16:36	66.0
6/4/2012 18:51	64.8	7/4/2012 12:01	65.2	7/4/2012 21:11	63.8	8/4/2012 14:21	63.9	9/4/2012 7:31	63.5	9/4/2012 16:41	64.4
6/4/2012 18:56	64.4	7/4/2012 12:06	63.8	7/4/2012 21:16	63.0	8/4/2012 14:26	64.4	9/4/2012 7:36	62.6	9/4/2012 16:46	63.6
6/4/2012 19:01	64.6	7/4/2012 12:11	64.9	7/4/2012 21:21	63.1	8/4/2012 14:31	64.3	9/4/2012 7:41	63.9	9/4/2012 16:51	63.4
6/4/2012 19:06	64.1	7/4/2012 12:16	64.9	7/4/2012 21:26	62.6	8/4/2012 14:36	64.4	9/4/2012 7:46	63.8	9/4/2012 16:56	63.6
6/4/2012 19:11	64.1	7/4/2012 12:21	65.1	7/4/2012 21:31	63.4	8/4/2012 14:41	64.6	9/4/2012 7:51	65.1	9/4/2012 17:01	63.8
6/4/2012 19:16	63.5	7/4/2012 12:26	64.9	7/4/2012 21:36	63.8	8/4/2012 14:46	64.4	9/4/2012 7:56	63.6	9/4/2012 17:06	63.1
6/4/2012 19:21	65.7	7/4/2012 12:31	64.9	7/4/2012 21:41	63.7	8/4/2012 14:51	64.7	9/4/2012 8:01	63.7	9/4/2012 17:11	64.5
6/4/2012 19:26	64.0	7/4/2012 12:36	64.4	7/4/2012 21:46	63.6	8/4/2012 14:56	64.6	9/4/2012 8:06	64.3	9/4/2012 17:16	64.8
6/4/2012 19:31	65.4	7/4/2012 12:41	65.6	7/4/2012 21:51	63.8	8/4/2012 15:01	64.3	9/4/2012 8:11	64.5	9/4/2012 17:21	64.4
6/4/2012 19:36	63.5	7/4/2012 12:46	65.0	7/4/2012 21:56	63.7	8/4/2012 15:06	64.2	9/4/2012 8:16	63.8	9/4/2012 17:26	65.0
6/4/2012 19:41	63.6	7/4/2012 12:51	65.5	7/4/2012 22:01	63.9	8/4/2012 15:11	64.5	9/4/2012 8:21	64.3	9/4/2012 17:31	64.9
6/4/2012 19:46	63.9	7/4/2012 12:56	65.7	7/4/2012 22:06	63.8	8/4/2012 15:16	64.4	9/4/2012 8:26	64.4	9/4/2012 17:36	64.4

Real-time Noise Data RTN1 (FEHD Hong Kong Transport Section Whitefield Depot)

9/4/2012 17:41	64.1	10/4/2012 22:51	62.2	13/4/2012 20:01	65.8	15/4/2012 9:11	69.0	15/4/2012 18:21	65.4	17/4/2012 19:31	63.2
9/4/2012 17:46	65.5	10/4/2012 22:56	61.8	13/4/2012 20:06	65.9	15/4/2012 9:16	68.4	15/4/2012 18:26	62.7	17/4/2012 19:36	64.3
9/4/2012 17:51	65.2	11/4/2012 19:01	63.8	13/4/2012 20:11	63.7	15/4/2012 9:21	68.6	15/4/2012 18:31	63.9	17/4/2012 19:41	64.5
9/4/2012 17:56	64.9	11/4/2012 19:06	64.9	13/4/2012 20:16	63.3	15/4/2012 9:26	68.4	15/4/2012 18:36	64.5	17/4/2012 19:46	65.7
9/4/2012 18:01	66.8	11/4/2012 19:11	62.6	13/4/2012 20:21	65.7	15/4/2012 9:31	65.2	15/4/2012 18:41	63.2	17/4/2012 19:51	63.7
9/4/2012 18:06	63.5	11/4/2012 19:16	63.1	13/4/2012 20:26	64.7	15/4/2012 9:36	60.3	15/4/2012 18:46	65.0	17/4/2012 19:56	63.2
9/4/2012 18:11	65.9	11/4/2012 19:21	63.0	13/4/2012 20:31	64.7	15/4/2012 9:41	67.8	15/4/2012 18:51	64.3	17/4/2012 20:01	64.1
9/4/2012 18:16	64.4	11/4/2012 19:26	64.0	13/4/2012 20:36	64.4	15/4/2012 9:46	56.9	15/4/2012 18:56	63.6	17/4/2012 20:06	64.6
9/4/2012 18:21	64.0	11/4/2012 19:31	65.3	13/4/2012 20:41	63.4	15/4/2012 9:51	60.7	15/4/2012 19:01	63.4	17/4/2012 20:11	62.8
9/4/2012 18:26	63.2	11/4/2012 19:36	65.7	13/4/2012 20:46	63.2	15/4/2012 9:56	69.4	15/4/2012 19:06	64.9	17/4/2012 20:16	65.2
9/4/2012 18:31	61.4	11/4/2012 19:41	64.2	13/4/2012 20:51	64.9	15/4/2012 10:01	69.4	15/4/2012 19:11	63.0	17/4/2012 20:21	65.1
9/4/2012 18:36	63.9	11/4/2012 19:46	66.0	13/4/2012 20:56	66.6	15/4/2012 10:06	69.4	15/4/2012 19:16	63.6	17/4/2012 20:26	66.1
9/4/2012 18:41	62.1	11/4/2012 19:51	64.9	13/4/2012 21:01	66.3	15/4/2012 10:11	57.6	15/4/2012 19:21	64.5	17/4/2012 20:31	63.7
9/4/2012 18:46	62.2	11/4/2012 19:56	64.7	13/4/2012 21:06	63.8	15/4/2012 10:16	57.9	15/4/2012 19:26	64.3	17/4/2012 20:36	63.8
9/4/2012 18:51	64.3	11/4/2012 20:01	64.6	13/4/2012 21:11	64.9	15/4/2012 10:21	68.6	15/4/2012 19:31	66.6	17/4/2012 20:41	63.8
9/4/2012 18:56	64.4	11/4/2012 20:06	65.6	13/4/2012 21:16	63.6	15/4/2012 10:26	69.3	15/4/2012 19:36	65.9	17/4/2012 20:46	64.4
9/4/2012 19:01	63.3	11/4/2012 20:11	64.4	13/4/2012 21:21	64.5	15/4/2012 10:31	68.2	15/4/2012 19:41	64.1	17/4/2012 20:51	62.7
9/4/2012 19:06	63.8	11/4/2012 20:16	64.9	13/4/2012 21:26	64.5	15/4/2012 10:36	65.1	15/4/2012 19:46	65.5	17/4/2012 20:56	63.5
9/4/2012 19:11	63.5	11/4/2012 20:21	64.4	13/4/2012 21:31	63.4	15/4/2012 10:41	66.2	15/4/2012 19:51	64.6	17/4/2012 21:01	64.9
9/4/2012 19:16	62.8	11/4/2012 20:26	65.4	13/4/2012 21:36	64.9	15/4/2012 10:46	68.3	15/4/2012 19:56	64.9	17/4/2012 21:06	64.0
9/4/2012 19:21	64.8	11/4/2012 20:31	65.1	13/4/2012 21:41	64.6	15/4/2012 10:51	61.7	15/4/2012 20:01	65.1	17/4/2012 21:11	66.9
9/4/2012 19:26	64.3	11/4/2012 20:36	64.8	13/4/2012 21:46	65.0	15/4/2012 10:56	68.8	15/4/2012 20:06	66.0	17/4/2012 21:16	66.0
9/4/2012 19:31	64.9	11/4/2012 20:41	66.1	13/4/2012 21:51	63.2	15/4/2012 11:01	60.5	15/4/2012 20:11	65.5	17/4/2012 21:21	66.4
9/4/2012 19:36	62.5	11/4/2012 20:46	63.5	13/4/2012 21:56	63.0	15/4/2012 11:06	50.4	15/4/2012 20:16	63.4	17/4/2012 21:26	63.0
9/4/2012 19:41	63.9	11/4/2012 20:51	65.9	13/4/2012 22:01	63.9	15/4/2012 11:11	68.6	15/4/2012 20:21	65.4	17/4/2012 21:31	62.4
9/4/2012 19:46	65.6	11/4/2012 20:56	66.0	13/4/2012 22:06	64.2	15/4/2012 11:16	51.5	15/4/2012 20:26	64.1	17/4/2012 21:36	64.8
9/4/2012 19:51	63.7	11/4/2012 21:01	62.8	13/4/2012 22:11	63.3	15/4/2012 11:21	59.1	15/4/2012 20:31	64.4	17/4/2012 21:41	63.5
9/4/2012 19:56	64.9	11/4/2012 21:06	65.0	13/4/2012 22:16	64.9	15/4/2012 11:26	68.3	15/4/2012 20:36	63.8	17/4/2012 21:46	63.8
9/4/2012 20:01	65.1	11/4/2012 21:11	65.7	13/4/2012 22:21	64.4	15/4/2012 11:31	69.3	15/4/2012 20:41	64.8	17/4/2012 21:51	64.1
9/4/2012 20:06	63.8	11/4/2012 21:16	65.5	13/4/2012 22:26	63.8	15/4/2012 11:36	69.0	15/4/2012 20:46	64.9	17/4/2012 21:56	65.3
9/4/2012 20:11	62.0	11/4/2012 21:21	64.0	13/4/2012 22:31	63.4	15/4/2012 11:41	67.0	15/4/2012 20:51	65.4	17/4/2012 22:01	63.0
9/4/2012 20:16	64.7	11/4/2012 21:26	65.1	13/4/2012 22:36	65.1	15/4/2012 11:46	66.3	15/4/2012 20:56	66.1	17/4/2012 22:06	63.3
9/4/2012 20:21	61.8	11/4/2012 21:31	65.5	13/4/2012 22:41	64.1	15/4/2012 11:51	65.9	15/4/2012 21:01	64.1	17/4/2012 22:11	64.3
9/4/2012 20:26	65.7	11/4/2012 21:36	64.1	13/4/2012 22:46	64.3	15/4/2012 11:56	66.6	15/4/2012 21:06	65.0	17/4/2012 22:16	63.7
9/4/2012 20:31	64.7	11/4/2012 21:41	65.1	13/4/2012 22:51	64.3	15/4/2012 12:01	64.5	15/4/2012 21:11	63.3	17/4/2012 22:21	63.7
9/4/2012 20:36	62.6	11/4/2012 21:46	65.8	13/4/2012 22:56	64.4	15/4/2012 12:06	64.3	15/4/2012 21:16	63.8	17/4/2012 22:26	62.9
9/4/2012 20:41	64.3	11/4/2012 21:51	64.2	14/4/2012 19:01	64.0	15/4/2012 12:11	65.5	15/4/2012 21:21	64.3	17/4/2012 22:31	61.9
9/4/2012 20:46	64.3	11/4/2012 21:56	63.3	14/4/2012 19:06	63.0	15/4/2012 12:16	64.9	15/4/2012 21:26	64.4	17/4/2012 22:36	64.2
9/4/2012 20:51	64.9	11/4/2012 22:01	64.6	14/4/2012 19:11	63.5	15/4/2012 12:21	66.1	15/4/2012 21:31	65.1	17/4/2012 22:41	62.6
9/4/2012 20:56	63.4	11/4/2012 22:06	62.7	14/4/2012 19:16	63.2	15/4/2012 12:26	65.6	15/4/2012 21:36	65.2	17/4/2012 22:46	62.3
9/4/2012 21:01	65.7	11/4/2012 22:11	63.2	14/4/2012 19:21	64.1	15/4/2012 12:31	63.6	15/4/2012 21:41	64.1	17/4/2012 22:51	62.8
9/4/2012 21:06	64.7	11/4/2012 22:16	65.7	14/4/2012 19:26	65.5	15/4/2012 12:36	64.3	15/4/2012 21:46	64.3	17/4/2012 22:56	61.8
9/4/2012 21:11	64.3	11/4/2012 22:21	65.5	14/4/2012 19:31	64.5	15/4/2012 12:41	65.1	15/4/2012 21:51	62.8	18/4/2012 19:01	64.0
9/4/2012 21:16	66.1	11/4/2012 22:26	63.6	14/4/2012 19:36	63.8	15/4/2012 12:46	63.5	15/4/2012 21:56	64.3	18/4/2012 19:06	62.5
9/4/2012 21:21	66.3	11/4/2012 22:31	63.4	14/4/2012 19:41	65.1	15/4/2012 12:51	65.0	15/4/2012 22:01	65.5	18/4/2012 19:11	64.9
9/4/2012 21:26	65.1	11/4/2012 22:36	64.7	14/4/2012 19:46	65.6	15/4/2012 12:56	64.4	15/4/2012 22:06	63.9	18/4/2012 19:16	64.0
9/4/2012 21:31	64.6	11/4/2012 22:41	64.6	14/4/2012 19:51	65.2	15/4/2012 13:01	66.6	15/4/2012 22:11	63.7	18/4/2012 19:21	63.4
9/4/2012 21:36	63.7	11/4/2012 22:46	64.1	14/4/2012 19:56	66.4	15/4/2012 13:06	66.5	15/4/2012 22:16	65.3	18/4/2012 19:26	65.0
9/4/2012 21:41	63.7	11/4/2012 22:51	63.3	14/4/2012 20:01	65.8	15/4/2012 13:11	68.0	15/4/2012 22:21	63.7	18/4/2012 19:31	65.0
9/4/2012 21:46	63.1	11/4/2012 22:56	62.8	14/4/2012 20:06	65.9	15/4/2012 13:16	68.4	15/4/2012 22:26	62.7	18/4/2012 19:36	65.8
9/4/2012 21:51	62.5	12/4/2012 19:01	63.4	14/4/2012 20:11	63.7	15/4/2012 13:21	68.6	15/4/2012 22:31	64.8	18/4/2012 19:41	64.8
9/4/2012 21:56	64.6	12/4/2012 19:06	63.6	14/4/2012 20:16	63.3	15/4/2012 13:26	67.9	15/4/2012 22:36	63.4	18/4/2012 19:46	65.2
9/4/2012 22:01	64.3	12/4/2012 19:11	64.4	14/4/2012 20:21	65.7	15/4/2012 13:31	67.0	15/4/2012 22:41	65.3	18/4/2012 19:51	66.1
9/4/2012 22:06	64.7	12/4/2012 19:16	63.4	14/4/2012 20:26	64.7	15/4/2012 13:36	67.2	15/4/2012 22:46	65.0	18/4/2012 19:56	65.0
9/4/2012 22:11	64.4	12/4/2012 19:21	65.7	14/4/2012 20:31	64.7	15/4/2012 13:41	68.0	15/4/2012 22:51	64.5	18/4/2012 20:01	65.4
9/4/2012 22:16	62.6	12/4/2012 19:26	65.6	14/4/2012 20:36	64.4	15/4/2012 13:46	67.8	15/4/2012 22:56	65.0	18/4/2012 20:06	64.3
9/4/2012 22:21	62.8	12/4/2012 19:31	65.8	14/4/2012 20:41	63.4	15/4/2012 13:51	69.4	16/4/2012 19:01	63.9	18/4/2012 20:11	63.7
9/4/2012 22:26	65.0	12/4/2012 19:36	66.6	14/4/2012 20:46	63.2	15/4/2012 13:56	68.5	16/4/2012 19:06	62.8	18/4/2012 20:16	64.4
9/4/2012 22:31	63.5	12/4/2012 19:41	64.6	14/4/2012 20:51	64.9	15/4/2012 14:01	66.5	16/4/2012 19:11	63.6	18/4/2012 20:21	64.4
9/4/2012 22:36	63.5	12/4/2012 19:46	64.7	14/4/2012 20:56	66.6	15/4/2012 14:06	66.5	16/4/2012 19:16	63.5	18/4/2012 20:26	64.4
9/4/2012 22:41	65.1	12/4/2012 19:51	65.1	14/4/2012 21:01	66.3	15/4/2012 14:11	67.7	16/4/2012 19:21	63.4	18/4/2012 20:31	64.1
9/4/2012 22:46	62.8	12/4/2012 19:56	65.3	14/4/2012 21:06	63.8	15/4/2012 14:16	67.7	16/4/2012 19:26	64.9	18/4/2012 20:36	65.1
9/4/2012 22:51	62.8	12/4/2012 20:01	66.1	14/4/2012 21:11	64.9	15/4/2012 14:21	67.0	16/4/2012 19:31	65.4	18/4/2012 20:41	63.8
9/4/2012 22:56	64.1	12/4/2012 20:06	65.0	14/4/2012 21:16	63.6	15/4/2012 14:26	67.5	16/4/2012 19:36	66.4	18/4/2012 20:46	65.1
10/4/2012 19:01	63.6	12/4/2012 20:11	64.1	14/4/2012 21:21	64.5	15/4/2012 14:31	67.2	16/4/2012 19:41	63.9	18/4/2012 20:51	64.7
10/4/2012 19:06	65.3	12/4/2012 20:16	66.2	14/4/2012 21:26	64.5	15/4/2012 14:36	66.4	16/4/2012 19:46	65.9	18/4/2012 20:56	66.1
10/4/2012 19:11	63.2	12/4/2012 20:21	66.1	14/4/2012 21:31	63.4	15/4/2012 14:41	66.3	16/4/2012 19:51	65.0	18/4/2012 21:01	65.0
10/4/2012 19:16	62.5	12/4/2012 20:26	64.1	14/4/2012 21:36	64.9	15/4/2012 14:46	66.2	16/4/2012 19:56	64.7	18/4/2012 21:06	65.4
10/4/2012 19:21	62.3	12/4/2012 20:31	65.6	14/4/2012 21:41	64.6	15/4/2012 14:51	64.7	16/4/2012 20:01	67.4	18/4/2012 21:11	65.4
10/4/2012 19:26	63.4	12/4/2012 20:36	63.9	14/4/2012 21:46	65.0	15/4/2012 14:56	64.7	16/4/2012 20:06	64.2	18/4/2012 21:16	63.4
10/4/2012 19:31	63.1	12/4/2012 20:41	64.3	14/4/2012 21:51	63.2	15/4/2012 15:01	66.6	16/4/2012 20:11	65.2	18/4/2012 21:21	64.5
10/4/2012 19:36	62.7	12/4/2012 20:46	62.9	14/4/2012 21:56	63.0	15/4/2012 15:06	65.1	16/4/2012 20:16	66.1	18/4/2012 21:26	64.9
10/4/2012 19:41	64.5	12/4/2012 20:51	64.2	14/4/2012 22:01	63.9	15/4/2012 15:11	67.2	16/4/2012 20:21	64.5	18/4/2012 21:31	66.4
10/4/2012 19:46	62.4	12/4/2012 20:56	65.9	14/4/2012 22:06	64.2	15/4/2012 15:16	65.1	16/4/2012 20:26	63.9	18/4/2012 21:36	64.5
10/4/2012 19:51	61.6	12/4/2012 21:01	64.3	14/4/2012 22:11	63.3	15/4/2012 15:21	65.0	16/4/2012 20:31	64.2	18/4/2012 21:41	64.7
10/4/2012 19:56	62.4	12/4/2012 21:06	64.6	14/4/2012 22:16	64.9	15/4/2012 15:26	66.6	16/4/2012 20:36	64.6	18/4/2012 21:46	65.0
10/4/2012 20:01	63.6	12/4/2012 21:11	65.5	14/4/2012 22:21	64.4	15/4/2012 15:31	65.3	16/4/2012 20:41	64.8	18/4/2012 21:51	64.3
10/4/2012 20:06	62.4	12/4/2012 21:16	64.6	14/4/2012 22:26	63.8	15/4/2012 15:36	66.4	16/4/2012 20:46	65.6	18/4/2012 21:56	64.4
10/4/2012 20:11	62.1	12/4/2012 21:21	63.7	14/4/2012 22:31	63.4	15/4/2012 15:41	64.5	16/4/2012 20:51	63.8	18/4/2012 22:01	65.0
10/4/2012 20:16	62.4	12/4/2012 21:26	65.0	14/4/2012 22:36	65.1	15/4/2012 15:46	63.5	16/4/2012 20:56	65.8	18/4/2012 22:06	66.0
10/4/2012 20:21	62.6	12/4/2012 21:31	64.9	14/4/2012 22:41	64.1	15/4/2012 15:51	64.7	16/4/2012 21:01	64.5	18/4/2012 22:11	65.3
10/4/2012 20:26	61.2	12/4/2012 21:36	64.7	14/4/2012 22:46	64.3	15/4/2012 15:56	65.4	16/4/2012 21:06	64.3	18/4/2012 22:16	64.1
10/4/2012 20:31	62.5	12/4/2012 21:41	63.1	14/4/2012 22:51	64.3	15/4/2012 16:01	65.1	16/4/2012 21:11	64.3	18/4/2012 22:21	63.1
10/4/2012 20:36	60.4	12/4/2012 21:46	64.4	14/4/2012 22:56	64.4	15/4/2012 16:06	64.4	16/4/2012 21:16	64.7	18/4/2012 22:26	63.4
10/4/2012 20:41	61.5	12/4/2012 21:51	63.1	15/4/2012 7:01	66.4	15/4/2012 16:11	65.3	16/4/2012 21:21	65.3	18/4/2012 22:31	65.7
10/4/2012 20:46	61.0	12/4/2012 21:56	63.3	15/4/2012 7:06	64.9	15/4/2012 16:16	65.6	16/4/2012 21:26	64.0	18/4/2012 22:36	64.5
10/4/2012 20:51	61.6	12/4/2012 22:01	66.4	15/4/2012 7:11	63.7	15/4/2012 16:21	67.5	16/4/2012 21:31	64.4	18/4/2012 22:41	64.8
10/4/2012 20:56	62.0	12/4/2012 22:06	64.9	15/4/2012 7:16	64.3	15/4/2012 16:26	68.5	16/4/2012 21:36	66.0	18/4/2012 22:46	64.1
10/4/2012 21:01	61.2	12/4/2012 22:11	63.7	15/4/2012 7:21	65.7	15/4/2012 16:31	68.7	16/4/2012 21:41	64.0	18/4/2012 22:51	64.2
10/4/2012 21:06	62.0	12/4/2012 22:16	64.4	15/4/2012 7:26	64.2	15/4/2012 16:36	68.5	16/4/2012 21:46	65.2	18/4/2012 22:56	63.8
10/4/2012 21:11	61.9	12/4/2012 22:21	64.7	15/4/2012 7:31	65.9	15/4/2012 16:41	68.0	16/4/2012 21:51	64.4	19/4/2012 19:01	64.2
10/4/2012 21:16	61.1	12/4/2012 22:26	63.1	15/4/2012 7:36	65.7	15/4/2012 16:46	68.4	16/4/2012 21:56	63.9	19/4/2012 19:06	64.3
10/4/2012 21:21	60.3	12/4/2012 22:31	63.5	15/4/2012 7:41	66.1	15/4/2012 16:51	50.2	16/4/2012 22:01	65.2	19/4/2012 19:11	64.3
10/4/2012 21:26	62.3	12/4/2012 22:36	63.0	15/4/2012 7:46	65.1	15/4/2012 16:56	66.0	16/4/2012 22:06	62.3	19/4/2012 19:16	64.0
10/4/2012 21:31	60.7	12/4/2012 22:41	63.6	15/4/2012 7:51	66.0	15/4/2012 17:01	68.0	16/4/2012 22:11	64.1	19/4/2012 19:21	64.7
10/4/2012 21:36	60.7	12/4/2012 22:46	65.3	15/4/2012 7:56	66.1	15/4/2012 17:06	67.4	16/4/2012 22:16	64.4	19/4/2012 19:26	65.8
10/4/2012 21:41	61.3	12/4/2012 22:51	64.1	15/4/2012 8:01	66.5	15/4/2012 17:11	69.0	16/4/2012 22:21	62.1	19/4/2012 19:31	65.3
10/4/2012 21:46	62.1	12/4/2012 22:56	64.8	15/4/2012 8:06	64.9	15/4/2012 17:16	66.5	16/4/2012 22:26	62.4	19/4/2012 19:36	64.2
10/4/2012 21:51	61.3	13/4/2012 19:01	64.0	15/4/2012 8:11	65.5	15/4/2012 17:21	66.6	16/4/2012 22:31	64.7	19/4/2012 19:41	64.1
10/4/2012 21:56	61.7	13/4/2012 19:06	63.0	15/4/2012 8:16	67.4	15/4/2012 17:26	65.2	16/4/2012 22:36	62.8	19/4/2012 19:46	64.2
10/4/2012 22:01	61.2	13/4/2012 19:11	63.5	15/4/2012 8:21	66.4	15/4/2012 17:31	65.3	16/4/2012 22:41	63.8	19/4/2012 19:51	63.9
10/4/2012 22:06	62.0	13/4/2012 19:16	63.2	15/4/2012 8:26	68.6	15/4/2012 17:36	64.4	16/4/2012 22:46	66.6	19/4/2012 19:56	64.2
10/4/2012 22:11	62.7	13/4/2012 19:21	64.1	15/4/2012 8:31	67.1	15/4/2012 17:41	65.9	16/4/2012 22:51	64.5	19/4/2012 20:01	63.2
10/4/2012 22:16	60.6	13/4/2012 19:26	65.5	15/4/2012 8:36	65.6	15/4/2012 17:46	64.3	16/4/2012 22:56	64.6	19/4/2012 20:06	64.1
10/4/2012 22:21	61.8	13/4/2012 19:31	64.5	15/4/2012 8:41	69.4	15/4/2012 17:51	64.6	17/4/2012 19:01	65.0	19/4/2012 20:11	64.2
10/4/2012 22:26	62.0	13/4/2012 19:36	63.8	15/4/2012 8:46	68.4	15/4/2012 17:56	66.3	17/4/2012 19:06	65.1	19/4/2012 20:16	64.4
10/4/2012 22:31	61.6	13/4/2012 19:41	65.1	15/4/2012 8:51	67.1	15/4/2012 18:01	64.5	17/4/2012 19:11	63.5	19/4/2012 20:21	64.7
10/4/2012 22:36	60.5	13/4/2012 19:46	65.6	15/4/2012 8:56	67.7	15/4/2012 18:06	62.8	17/4/2012 19:16	63.9	19/4/2012 20:26	64.4
10/4/2012 22:41	61.1	13/4/2012 19:51	65.2	15/4/2012 9:01	68.4	15/4/2012 18:11	64.2	17/4/2012 19:21	63.4	19/4/2012 20:31	64.2
10/4/2012 22:46	62.5	13/4/2012 19:56	66.4	15/4/2012 9:06	67.0	15/4/2012 18:16	63.7	17/4/2012 19:26	64.4	19/4/2012 20:36	64.7

Real-time Noise Data RTN1 (FEHD Hong Kong Transport Section Whitefield Depot)

19/4/2012 20:41	64.4
19/4/2012 20:46	64.3
19/4/2012 20:51	65.2
19/4/2012 20:56	64.7
19/4/2012 21:01	64.6
19/4/2012 21:06	64.1
19/4/2012 21:11	64.0
19/4/2012 21:16	64.4
19/4/2012 21:21	65.0
19/4/2012 21:26	64.3
19/4/2012 21:31	64.7
19/4/2012 21:36	64.5
19/4/2012 21:41	63.8
19/4/2012 21:46	63.9
19/4/2012 21:51	64.4
19/4/2012 21:56	64.0
19/4/2012 22:01	64.1
19/4/2012 22:06	64.2
19/4/2012 22:11	63.8
19/4/2012 22:16	64.6
19/4/2012 22:21	64.0
19/4/2012 22:26	64.0
19/4/2012 22:31	63.9
19/4/2012 22:36	64.3
19/4/2012 22:41	64.0
19/4/2012 22:46	63.6
19/4/2012 22:51	63.9
19/4/2012 22:56	63.7
20/4/2012 19:01	62.6
20/4/2012 19:06	62.2
20/4/2012 19:11	62.1
20/4/2012 19:16	63.2
20/4/2012 19:21	62.0
20/4/2012 19:26	62.0
20/4/2012 19:31	62.9
20/4/2012 19:36	65.7
20/4/2012 19:41	64.8
20/4/2012 19:46	65.1
20/4/2012 19:51	65.9
20/4/2012 19:56	65.2
20/4/2012 20:01	64.9
20/4/2012 20:06	65.1
20/4/2012 20:11	64.4
20/4/2012 20:16	64.3
20/4/2012 20:21	64.4
20/4/2012 20:26	64.0
20/4/2012 20:31	64.6
20/4/2012 20:36	64.3
20/4/2012 20:41	64.2
20/4/2012 20:46	64.6
20/4/2012 20:51	63.7
20/4/2012 20:56	64.6
20/4/2012 21:01	64.1
20/4/2012 21:06	64.0
20/4/2012 21:11	64.0
20/4/2012 21:16	63.9
20/4/2012 21:21	64.0
20/4/2012 21:26	64.4
20/4/2012 21:31	64.0
20/4/2012 21:36	63.9
20/4/2012 21:41	64.0
20/4/2012 21:46	64.3
20/4/2012 21:51	64.1
20/4/2012 21:56	64.2
20/4/2012 22:01	64.2
20/4/2012 22:06	63.8
20/4/2012 22:11	64.1
20/4/2012 22:16	64.2
20/4/2012 22:21	63.9
20/4/2012 22:26	63.1
20/4/2012 22:31	63.9
20/4/2012 22:36	63.4
20/4/2012 22:41	64.1
20/4/2012 22:46	63.7
20/4/2012 22:51	63.8
20/4/2012 22:56	63.4
21/4/2012 19:01	64.2
21/4/2012 19:06	63.9
21/4/2012 19:11	64.5
21/4/2012 19:16	65.3
21/4/2012 19:21	66.4
21/4/2012 19:26	65.9
21/4/2012 19:31	66.5
21/4/2012 19:36	66.1
21/4/2012 19:41	65.7
21/4/2012 19:46	65.7
21/4/2012 19:51	65.3
21/4/2012 19:56	65.5
21/4/2012 20:01	65.6
21/4/2012 20:06	64.8
21/4/2012 20:11	64.0
21/4/2012 20:16	64.6
21/4/2012 20:21	64.5
21/4/2012 20:26	64.8
21/4/2012 20:31	65.6
21/4/2012 20:36	64.8
21/4/2012 20:41	65.0
21/4/2012 20:46	64.9
21/4/2012 20:51	65.0
21/4/2012 20:56	64.1
21/4/2012 21:01	64.9
21/4/2012 21:06	64.7
21/4/2012 21:11	64.5
21/4/2012 21:16	64.8
21/4/2012 21:21	63.9
21/4/2012 21:26	64.1
21/4/2012 21:31	65.2
21/4/2012 21:36	63.9
21/4/2012 21:41	64.6
21/4/2012 21:46	64.7

21/4/2012 21:51	64.2
21/4/2012 21:56	64.2
21/4/2012 22:01	64.0
21/4/2012 22:06	64.9
21/4/2012 22:11	64.3
21/4/2012 22:16	63.7
21/4/2012 22:21	63.9
21/4/2012 22:26	64.5
21/4/2012 22:31	64.1
21/4/2012 22:36	64.0
21/4/2012 22:41	65.1
21/4/2012 22:46	63.8
21/4/2012 22:51	63.4
21/4/2012 22:56	63.6
22/4/2012 7:01	63.5
22/4/2012 7:06	63.3
22/4/2012 7:11	63.9
22/4/2012 7:16	63.8
22/4/2012 7:21	63.2
22/4/2012 7:26	63.6
22/4/2012 7:31	63.7
22/4/2012 7:36	64.3
22/4/2012 7:41	65.1
22/4/2012 7:46	63.7
22/4/2012 7:51	64.4
22/4/2012 7:56	64.3
22/4/2012 8:01	64.2
22/4/2012 8:06	65.6
22/4/2012 8:11	65.3
22/4/2012 8:16	65.1
22/4/2012 8:21	65.3
22/4/2012 8:26	63.8
22/4/2012 8:31	65.0
22/4/2012 8:36	64.5
22/4/2012 8:41	64.7
22/4/2012 8:46	63.9
22/4/2012 8:51	63.9
22/4/2012 8:56	64.3
22/4/2012 9:01	64.3
22/4/2012 9:06	64.8
22/4/2012 9:11	65.1
22/4/2012 9:16	64.5
22/4/2012 9:21	65.3
22/4/2012 9:26	65.0
22/4/2012 9:31	66.1
22/4/2012 9:36	66.1
22/4/2012 9:41	65.4
22/4/2012 9:46	65.3
22/4/2012 9:51	65.1
22/4/2012 9:56	65.3
22/4/2012 10:01	66.0
22/4/2012 10:06	65.6
22/4/2012 10:11	66.0
22/4/2012 10:16	65.2
22/4/2012 10:21	64.6
22/4/2012 10:26	64.6
22/4/2012 10:31	65.2
22/4/2012 10:36	64.9
22/4/2012 10:41	64.9
22/4/2012 10:46	64.6
22/4/2012 10:51	64.3
22/4/2012 10:56	64.8
22/4/2012 11:01	64.9
22/4/2012 11:06	64.6
22/4/2012 11:11	64.8
22/4/2012 11:16	64.5
22/4/2012 11:21	64.2
22/4/2012 11:26	64.4
22/4/2012 11:31	64.6
22/4/2012 11:36	64.3
22/4/2012 11:41	63.8
22/4/2012 11:46	63.9
22/4/2012 11:51	63.9
22/4/2012 11:56	63.8
22/4/2012 12:01	63.8
22/4/2012 12:06	64.0
22/4/2012 12:11	65.0
22/4/2012 12:16	63.3
22/4/2012 12:21	63.6
22/4/2012 12:26	64.2
22/4/2012 12:31	64.1
22/4/2012 12:36	63.8
22/4/2012 12:41	64.5
22/4/2012 12:46	64.4
22/4/2012 12:51	64.4
22/4/2012 12:56	65.0
22/4/2012 13:01	64.9
22/4/2012 13:06	65.2
22/4/2012 13:11	65.9
22/4/2012 13:16	66.0
22/4/2012 13:21	65.6
22/4/2012 13:26	65.3
22/4/2012 13:31	64.9
22/4/2012 13:36	64.6
22/4/2012 13:41	64.3
22/4/2012 13:46	65.0
22/4/2012 13:51	65.0
22/4/2012 13:56	65.3
22/4/2012 14:01	65.0
22/4/2012 14:06	65.9
22/4/2012 14:11	66.3
22/4/2012 14:16	66.0
22/4/2012 14:21	65.4
22/4/2012 14:26	65.6
22/4/2012 14:31	66.1
22/4/2012 14:36	66.0
22/4/2012 14:41	65.6
22/4/2012 14:46	65.7
22/4/2012 14:51	65.2
22/4/2012 14:56	64.9

22/4/2012 15:01	65.6
22/4/2012 15:06	65.0
22/4/2012 15:11	64.8
22/4/2012 15:16	64.9
22/4/2012 15:21	64.0
22/4/2012 15:26	64.9
22/4/2012 15:31	63.5
22/4/2012 15:36	64.4
22/4/2012 15:41	64.1
22/4/2012 15:46	65.3
22/4/2012 15:51	65.4
22/4/2012 15:56	64.5
22/4/2012 16:01	64.1
22/4/2012 16:06	64.8
22/4/2012 16:11	64.6
22/4/2012 16:16	63.8
22/4/2012 16:21	64.5
22/4/2012 16:26	64.6
22/4/2012 16:31	64.7
22/4/2012 16:36	64.8
22/4/2012 16:41	64.9
22/4/2012 16:46	64.7
22/4/2012 16:51	64.7
22/4/2012 16:56	64.7
22/4/2012 17:01	65.3
22/4/2012 17:06	65.6
22/4/2012 17:11	65.3
22/4/2012 17:16	64.6
22/4/2012 17:21	64.4
22/4/2012 17:26	63.7
22/4/2012 17:31	64.1
22/4/2012 17:36	63.3
22/4/2012 17:41	64.6
22/4/2012 17:46	63.6
22/4/2012 17:51	63.6
22/4/2012 17:56	64.0
22/4/2012 18:01	62.6
22/4/2012 18:06	62.9
22/4/2012 18:11	63.1
22/4/2012 18:16	63.9
22/4/2012 18:21	63.9
22/4/2012 18:26	64.4
22/4/2012 18:31	64.2
22/4/2012 18:36	64.7
22/4/2012 18:41	64.7
22/4/2012 18:46	64.7
22/4/2012 18:51	64.8
22/4/2012 18:56	64.4
22/4/2012 19:01	64.6
22/4/2012 19:06	64.1
22/4/2012 19:11	64.1
22/4/2012 19:16	63.5
22/4/2012 19:21	65.7
22/4/2012 19:26	64.0
22/4/2012 19:31	65.4
22/4/2012 19:36	63.5
22/4/2012 19:41	63.6
22/4/2012 19:46	63.9
22/4/2012 19:51	63.9
22/4/2012 19:56	63.7
22/4/2012 20:01	63.7
22/4/2012 20:06	63.7
22/4/2012 20:11	63.4
22/4/2012 20:16	63.4
22/4/2012 20:21	63.0
22/4/2012 20:26	63.4
22/4/2012 20:31	63.3
22/4/2012 20:36	63.1
22/4/2012 20:41	63.2
22/4/2012 20:46	63.3
22/4/2012 20:51	63.6
22/4/2012 20:56	62.7
22/4/2012 21:01	63.0
22/4/2012 21:06	63.7
22/4/2012 21:11	62.8
22/4/2012 21:16	63.4
22/4/2012 21:21	63.5
22/4/2012 21:26	63.5
22/4/2012 21:31	63.4
22/4/2012 21:36	63.5
22/4/2012 21:41	63.7
22/4/2012 21:46	64.4
22/4/2012 21:51	63.6
22/4/2012 21:56	63.7
22/4/2012 22:01	63.4
22/4/2012 22:06	63.9
22/4/2012 22:11	64.0
22/4/2012 22:16	64.6
22/4/2012 22:21	63.8
22/4/2012 22:26	64.3
22/4/2012 22:31	63.8
22/4/2012 22:36	64.5
22/4/2012 22:41	64.0
22/4/2012 22:46	63.8
22/4/2012 22:51	63.6
22/4/2012 22:56	64.4
23/4/2012 19:01	64.3
23/4/2012 19:06	63.6
23/4/2012 19:11	64.1
23/4/2012 19:16	63.6
23/4/2012 19:21	64.8
23/4/2012 19:26	64.6
23/4/2012 19:31	64.2
23/4/2012 19:36	64.2
23/4/2012 19:41	63.4
23/4/2012 19:46	64.0
23/4/2012 19:51	64.2
23/4/2012 19:56	63.3
23/4/2012 20:01	63.8
23/4/2012 20:06	63.4

23/4/2012 20:11	63.7
23/4/2012 20:16	63.4
23/4/2012 20:21	63.1
23/4/2012 20:26	63.6
23/4/2012 20:31	63.0
23/4/2012 20:36	63.5
23/4/2012 20:41	63.0
23/4/2012 20:46	64.2
23/4/2012 20:51	62.5
23/4/2012 20:56	63.1
23/4/2012 21:01	63.1
23/4/2012 21:06	63.2
23/4/2012 21:11	63.8
23/4/2012 21:16	63.0
23/4/2012 21:21	63.1
23/4/2012 21:26	62.6
23/4/2012 21:31	63.4
23/4/2012 21:36	63.8
23/4/2012 21:41	63.7
23/4/2012 21:46	63.6
23/4/2012 21:51	63.8
23/4/2012 21:56	63.7
23/4/2012 22:01	63.9
23/4/2012 22:06	63.8
23/4/2012 22:11	64.1
23/4/2012 22:16	63.3
23/4/2012 22:21	63.6
23/4/2012 22:26	63.0
23/4/2012 22:31	63.4
23/4/2012 22:36	63.1
23/4/2012 22:41	63.3
23/4/2012 22:46	62.9
23/4/2012 22:51	63.5
23/4/2012 22:56	63.2
24/4/2012 19:01	64.2
24/4/2012 19:06	64.2
24/4/2012 19:11	64.4
24/4/2012 19:16	63.9
24/4/2012 19:21	63.8
24/4/2012 19:26	63.5
24/4/2012 19:31	63.4
24/4/2012 19:36	64.1
24/4/2012 19:41	63.9
24/4/2012 19:46	63.7
24/4/2012 19:51	63.4
24/4/2012 19:56	63.4
24/4/2012 20:01	63.8
24/4/2012 20:06	63.9
24/4/2012 20:11	65.3
24/4/2012 20:16	63.9
24/4/2012 20:21	63.0
24/4/2012 20:26	63.2
24/4/2012 20:31	63.3
24/4/2012 20:36	63.3
24/4/2012 20:41	64.0
24/4/2012 20:46	63.9
24/4/2012 20:51	63.1
24/4/2012 20:56	63.7
24/4/2012 21:01	63.4
24/4/2012 21:06	63.5
24/4/2012 21:11	62.7
24/4/2012 21:16	63.2
24/4/2012 21:21	63.3
24/4/2012 21:26	63.2
24/4/2012 21:31	63.4
24/4/2012 21:36	63.0
24/4/2012 21:41	63.2
24/4/2012 21:46	65.9
24/4/2012 21:51	62.7
24/4/2012 21:56	63.7
24/4/2012 22:01	66.1
24/4/2012 22:06	63.6
24/4/2012 22:11	63.3
24/4/2012 22:16	63.5
24/4/2012 22:21	63.8
24/4/2012 22:26	63.1
24/4/2012 22:31	64.6
24/4/2012 22:36	63.4
24/4/2012 22:41	62.9
24/4/2012 22:46	63.6
24/4/2012 22:51	63.3
24/4/2012 22:56	65.7
25/4/2012 19:01	63.3
25/4/2012 19:06	63.8
25/4/2012 19:11	63.5
25/4/2012 19:16	62.8
25/4/2012 19:21	64.8
25/4/2012 19:26	64.3
25/4/2012 19:31	64.9
25/4/2012 19:36	62.5
25/4/2012 19:41	63.9
25/4/2012 19:46	65.6
25/4/2012 19:51	63.7
25/4/2012 19:56	64.9
25/4/2012 20:01	65.1
25/4/2012 20:06	63.8
25/4/2012 20:11	62.0
25/4/2012 20:16	64.7
25/4/2012 20:21	61.8
25/4/2012 20:26	65.7
25/4/2012 20:31	64.7
25/4/2012 20:36	62.6
25/4/2012 20:41	64.3
25/4/2012 20:46	64.3
25/4/2012 20:51	64.9
25/4/2012 20:56	63.4
25/4/2012 21:01	65.7
25/4/2012 21:06	64.7
25/4/2012 21:11	64.3
25/4/2012 21:16	66.1

25/4/2012 21:21	66.3
25/4/2012 21:26	65.1
25/4/2012 21:31	64.6
25/4/2012 21:36	63.7
25/4/2012 21:41	63.7
25/4/2012 21:46	63.1
25/4/2012 21:51	62.5
25/4/2012 21:56	64.6
25/4/2012 22:01	64.3
25/4/2012 22:06	64.7
25/4/2012 22:11	64.4
25/4/2012 22:16	62.6
25/4/2012 22:21	62.8
25/4/2012 22:26	65.0
25/4/2012 22:31	63.5
25/4/2012 22:36	63.5
25/4/2012 22:41	65.1
25/4/2012 22:46	62.8
25/4/2012 22:51	62.8
25/4/2012 22:56	64.1
26/4/2012 19:01	63.5
26/4/2012 19:06	64.8
26/4/2012 19:11	63.9
26/4/2012 19:16	63.2
26/4/2012 19:21	63.1
26/4/2012 19:26	65.0
26/4/2012 19:31	64.4
26/4/2012 19:36	64.5
26/4/2012 19:41	65.9
26/4/2012 19:46	65.5
26/4/2012 19:51	64.3
26/4/2012 19:56	65.4
26/4/2012 20:01	65.2
26/4/2012 20:06	63.9
26/4/2012 20:11	66.2
26/4/2012 20:16	64.3
26/4/2012 20:21	65.7
26/4/2012 20:26	65.0
26/4/2012 20:31	65.4
26/4/2012 20:36	64.7
26/4/2012 20:41	63.9
26/4/2012 20:46	64.2
26/4/2012 20:51	65.3
26/4/2012 20:56	66.1
26/4/2012 21:01	65.4
26/4/2012 21:06	64.7
26/4/2012 21:11	64.6
26/4/2012 21:16	64.1
26/4/2012 21:21	64.6
26/4/2012 21:26	64.7
26/4/2012 21:31	65.1
26/4/2012 21:36	65.0
26/4/2012 21:41	64.2
26/4/2012 21:46	63.1
26/4/2012 21:51	65.7
26/4/2012 21:56	65.1
26/4/2012 22:01	62.4
26/4/2012 22:06	64.2
26/4/2012 22:11	62.9
26/4/2012 22:16	63.3
26/4/2012 22:21	63.7
26/4/2012 22:26	63.9
26/4/2012 22:31	63.9
26/4/2012 22:36	64.8
26/4/2012 22:41	64.3
26/4/2012 22:46	64.8
26/4/2012 22:51	65.2
26/4/2012 22:56	64.1
27/4/2012 19:01	64.2
27/4/2012 19:06	63.9
27/4/2012 19:11	63.8
27/4/2012 19:16	63.4
27/4/2012 19:21	64.6
27/4/2012 19:26	64.2
27/4/2012 19:31	64.3
27/4/2012 19:36	64.4
27/4/2012 19:41	64.3
27/4/2012 19:46	64.5
27/4/2012 19:51	64.2
27/4/2012 19:56	64.3
27/4/2012 20:01	64.1
27/4/2012 20:06	64.5
27/4/2012 20:11	64.0
27/4/2012 20:16	64.5
27/4/2012 20:21	63.4
27/4/2012 20:26	64.6
27/4/2012 20:31	64.0
27/4/2012 20:36	63.3
27/4/2012 20:41	63.9
27/4/2012 20:46	64.5
27/4/2012 20:51	64.4
27/4/2012 20:56	64.0
27/4/2012 21:01	64.3
27/4/2012 21:06	64.1
27/4/2012 21:11	63.8
27/4/2012 21:16	64.4
27/4/2012 21:21	64.5
27/4/2012 21:26	64.1
27/4/2012 21:31	64.2
27/4/2012 21:36	63.7
27/4/2012 21:41	63.4
27/4/2012 21:46	64.7
27/4/2012 21:51	63.6
27/4/2012 21:56	63.7
27/4/2012 22:01	64.7
27/4/2012 22:06	63.8
27/4/2012 22:11	63.8
27/4/2012 22:16	63.3
27/4/2012 22:21	63.6
27/4/2012 22:26	63.8

27/4/2012 22:31	64.1
27/4/2012 22:36	63.6
27/4/2012 22:41	64.1
27/4/2012 22:46	63.7
27/4/2012 22:51	63.5
27/4/2012 22:56	64.5

Night-time 23:00-07:00

28/3/2012 0:01	62.9
28/3/2012 0:06	62.0
28/3/2012 0:11	62.4
28/3/2012 0:16	61.5
28/3/2012 0:21	62.0
28/3/2012 0:26	63.6
28/3/2012 0:31	62.0
28/3/2012 0:36	62.4
28/3/2012 0:41	63.2
28/3/2012 0:46	61.7
28/3/2012 0:51	60.5
28/3/2012 0:56	61.3
28/3/2012 1:01	59.7
28/3/2012 1:06	61.5
28/3/2012 1:11	59.5
28/3/2012 1:16	60.5
28/3/2012 1:21	59.5
28/3/2012 1:26	59.8
28/3/2012 1:31	62.1
28/3/2012 1:36	62.2
28/3/2012 1:41	58.7
28/3/2012 1:46	59.4
28/3/2012 1:51	57.8
28/3/2012 1:56	58.5
28/3/2012 2:01	60.2
28/3/2012 2:06	60.7
28/3/2012 2:11	60.7
28/3/2012 2:16	58.4
28/3/2012 2:21	58.4
28/3/2012 2:26	59.8
28/3/2012 2:31	60.1
28/3/2012 2:36	58.4
28/3/2012 2:41	58.5
28/3/2012 2:46	59.3
28/3/2012 2:51	59.1
28/3/2012 2:56	58.8
28/3/2012 3:01	59.1
28/3/2012 3:06	58.6
28/3/2012 3:11	59.0
28/3/2012 3:16	59.4
28/3/2012 3:21	57.4
28/3/2012 3:26	59.5
28/3/2012 3:31	58.6
28/3/2012 3:36	58.0
28/3/2012 3:41	56.7
28/3/2012 3:46	58.2
28/3/2012 3:51	57.1
28/3/2012 3:56	57.4
28/3/2012 4:01	56.5
28/3/2012 4:06	56.6
28/3/2012 4:11	58.9
28/3/2012 4:16	58.4
28/3/2012 4:21	56.3
28/3/2012 4:26	57.4
28/3/2012 4:31	57.5
28/3/2012 4:36	57.3
28/3/2012 4:41	58.2
28/3/2012 4:46	57.6
28/3/2012 4:51	57.6
28/3/2012 4:56	57.8
28/3/2012 5:01	58.4
28/3/2012 5:06	56.8
28/3/2012 5:11	59.0
28/3/2012 5:16	58.8
28/3/2012 5:21	59.9
28/3/2012 5:26	59.2
28/3/2012 5:31	58.3
28/3/2012 5:36	60.2
28/3/2012 5:41	59.6
28/3/2012 5:46	60.5
28/3/2012 5:51	58.4
28/3/2012 5:56	61.3
28/3/2012 6:01	60.8
28/3/2012 6:06	59.9
28/3/2012 6:11	61.2
28/3/2012 6:16	61.2
28/3/2012 6:21	62.8
28/3/2012 6:26	61.9
28/3/2012 6:31	62.5
28/3/2012 6:36	63.3
28/3/2012 6:41	63.8
28/3/2012 6:46	63.7
28/3/2012 6:51	62.9
28/3/2012 6:56	63.6
28/3/2012 23:01	64.5
28/3/2012 23:06	65.2
28/3/2012 23:11	63.4
28/3/2012 23:16	65.2
28/3/2012 23:21	63.2
28/3/2012 23:26	63.3
28/3/2012 23:31	63.0
28/3/2012 23:36	63.1
28/3/2012 23:41	62.8
28/3/2012 23:46	64.0
28/3/2012 23:51	64.1
28/3/2012 23:56	62.6
29/3/2012 0:01	62.2
29/3/2012 0:06	62.7
29/3/2012 0:11	61.9
29/3/2012 0:16	60.4
29/3/2012 0:21	63.3
29/3/2012 0:26	62.5

Real-time Noise Data RTN1 (FEHD Hong Kong Transport Section Whitefield Depot)

29/3/2012 0:31	61.0	30/3/2012 1:41	59.3	31/3/2012 2:51	59.3	1/4/2012 4:01	56.5	2/4/2012 5:11	58.2	3/4/2012 6:21	62.2
29/3/2012 0:36	60.2	30/3/2012 1:46	59.4	31/3/2012 2:56	60.0	1/4/2012 4:06	56.3	2/4/2012 5:16	59.3	3/4/2012 6:26	61.5
29/3/2012 0:41	60.8	30/3/2012 1:51	59.1	31/3/2012 3:01	58.3	1/4/2012 4:11	57.0	2/4/2012 5:21	59.5	3/4/2012 6:31	63.2
29/3/2012 0:46	61.4	30/3/2012 1:56	57.8	31/3/2012 3:06	59.2	1/4/2012 4:16	57.6	2/4/2012 5:26	59.9	3/4/2012 6:36	62.4
29/3/2012 0:51	61.0	30/3/2012 2:01	61.3	31/3/2012 3:11	58.5	1/4/2012 4:21	58.0	2/4/2012 5:31	58.8	3/4/2012 6:41	63.9
29/3/2012 0:56	61.4	30/3/2012 2:06	59.4	31/3/2012 3:16	59.4	1/4/2012 4:26	57.9	2/4/2012 5:36	59.4	3/4/2012 6:46	63.7
29/3/2012 1:01	60.8	30/3/2012 2:11	58.9	31/3/2012 3:21	57.4	1/4/2012 4:31	59.6	2/4/2012 5:41	59.3	3/4/2012 6:51	64.2
29/3/2012 1:06	61.4	30/3/2012 2:16	59.3	31/3/2012 3:26	58.7	1/4/2012 4:36	58.0	2/4/2012 5:46	59.5	3/4/2012 6:56	63.2
29/3/2012 1:11	59.2	30/3/2012 2:21	59.6	31/3/2012 3:31	58.1	1/4/2012 4:41	56.7	2/4/2012 5:51	59.5	3/4/2012 23:01	64.5
29/3/2012 1:16	62.2	30/3/2012 2:26	59.6	31/3/2012 3:36	57.5	1/4/2012 4:46	58.4	2/4/2012 5:56	60.4	3/4/2012 23:06	63.8
29/3/2012 1:21	60.1	30/3/2012 2:31	60.8	31/3/2012 3:41	58.6	1/4/2012 4:51	57.7	2/4/2012 6:01	60.7	3/4/2012 23:11	62.6
29/3/2012 1:26	59.9	30/3/2012 2:36	59.9	31/3/2012 3:46	57.6	1/4/2012 4:56	58.4	2/4/2012 6:06	61.0	3/4/2012 23:16	64.2
29/3/2012 1:31	58.8	30/3/2012 2:41	57.3	31/3/2012 3:51	59.1	1/4/2012 5:01	58.1	2/4/2012 6:11	61.1	3/4/2012 23:21	64.2
29/3/2012 1:36	61.2	30/3/2012 2:46	59.0	31/3/2012 3:56	56.8	1/4/2012 5:06	58.3	2/4/2012 6:16	61.0	3/4/2012 23:26	64.5
29/3/2012 1:41	58.7	30/3/2012 2:51	58.1	31/3/2012 4:01	56.2	1/4/2012 5:11	58.6	2/4/2012 6:21	62.6	3/4/2012 23:31	64.4
29/3/2012 1:46	60.1	30/3/2012 2:56	58.2	31/3/2012 4:06	57.5	1/4/2012 5:16	58.0	2/4/2012 6:26	62.9	3/4/2012 23:36	63.5
29/3/2012 1:51	57.3	30/3/2012 3:01	58.7	31/3/2012 4:11	57.9	1/4/2012 5:21	60.3	2/4/2012 6:31	63.0	3/4/2012 23:41	62.8
29/3/2012 1:56	60.0	30/3/2012 3:06	59.3	31/3/2012 4:16	59.4	1/4/2012 5:26	58.7	2/4/2012 6:36	61.5	3/4/2012 23:46	63.8
29/3/2012 2:01	60.4	30/3/2012 3:11	59.1	31/3/2012 4:21	55.6	1/4/2012 5:31	58.5	2/4/2012 6:41	63.2	3/4/2012 23:51	63.6
29/3/2012 2:06	57.7	30/3/2012 3:16	60.0	31/3/2012 4:26	56.5	1/4/2012 5:36	59.0	2/4/2012 6:46	63.9	3/4/2012 23:56	62.4
29/3/2012 2:11	59.9	30/3/2012 3:21	58.5	31/3/2012 4:31	57.7	1/4/2012 5:41	59.1	2/4/2012 6:51	64.9	4/4/2012 0:01	63.8
29/3/2012 2:16	60.6	30/3/2012 3:26	57.6	31/3/2012 4:36	57.4	1/4/2012 5:46	60.6	2/4/2012 6:56	64.9	4/4/2012 0:06	62.6
29/3/2012 2:21	59.3	30/3/2012 3:31	59.2	31/3/2012 4:41	57.2	1/4/2012 5:51	60.2	2/4/2012 23:01	63.7	4/4/2012 0:11	62.9
29/3/2012 2:26	59.9	30/3/2012 3:36	58.0	31/3/2012 4:46	57.9	1/4/2012 5:56	61.0	2/4/2012 23:06	64.7	4/4/2012 0:16	60.6
29/3/2012 2:31	59.2	30/3/2012 3:41	57.8	31/3/2012 4:51	59.0	1/4/2012 6:01	61.2	2/4/2012 23:11	64.1	4/4/2012 0:21	63.1
29/3/2012 2:36	58.9	30/3/2012 3:46	58.3	31/3/2012 4:56	57.6	1/4/2012 6:06	61.1	2/4/2012 23:16	64.5	4/4/2012 0:26	63.0
29/3/2012 2:41	58.6	30/3/2012 3:51	57.9	31/3/2012 5:01	58.2	1/4/2012 6:11	61.4	2/4/2012 23:21	64.6	4/4/2012 0:31	60.7
29/3/2012 2:46	58.5	30/3/2012 3:56	58.6	31/3/2012 5:06	57.3	1/4/2012 6:16	62.0	2/4/2012 23:26	64.9	4/4/2012 0:36	61.6
29/3/2012 2:51	57.3	30/3/2012 4:01	57.0	31/3/2012 5:11	60.2	1/4/2012 6:21	60.9	2/4/2012 23:31	64.7	4/4/2012 0:41	61.2
29/3/2012 2:56	58.8	30/3/2012 4:06	56.2	31/3/2012 5:16	59.6	1/4/2012 6:26	64.1	2/4/2012 23:36	63.0	4/4/2012 0:46	61.5
29/3/2012 3:01	59.1	30/3/2012 4:11	56.5	31/3/2012 5:21	59.7	1/4/2012 6:31	62.7	2/4/2012 23:41	62.9	4/4/2012 0:51	62.4
29/3/2012 3:06	60.8	30/3/2012 4:16	58.2	31/3/2012 5:26	60.0	1/4/2012 6:36	63.4	2/4/2012 23:46	64.8	4/4/2012 0:56	60.7
29/3/2012 3:11	58.2	30/3/2012 4:21	57.0	31/3/2012 5:31	59.4	1/4/2012 6:41	64.0	2/4/2012 23:51	64.6	4/4/2012 1:01	61.1
29/3/2012 3:16	60.8	30/3/2012 4:26	57.2	31/3/2012 5:36	59.5	1/4/2012 6:46	63.4	2/4/2012 23:56	62.5	4/4/2012 1:06	61.2
29/3/2012 3:21	56.3	30/3/2012 4:31	58.3	31/3/2012 5:41	59.6	1/4/2012 6:51	62.0	3/4/2012 0:01	62.8	4/4/2012 1:11	60.2
29/3/2012 3:26	57.6	30/3/2012 4:36	57.9	31/3/2012 5:46	60.0	1/4/2012 6:56	64.2	3/4/2012 0:06	62.5	4/4/2012 1:16	61.6
29/3/2012 3:31	58.2	30/3/2012 4:41	56.5	31/3/2012 5:51	59.9	1/4/2012 23:01	64.8	3/4/2012 0:11	61.8	4/4/2012 1:21	59.0
29/3/2012 3:36	57.1	30/3/2012 4:46	58.1	31/3/2012 5:56	60.6	1/4/2012 23:06	64.0	3/4/2012 0:16	60.8	4/4/2012 1:26	58.3
29/3/2012 3:41	57.3	30/3/2012 4:51	58.8	31/3/2012 6:01	59.7	1/4/2012 23:11	65.0	3/4/2012 0:21	62.7	4/4/2012 1:31	60.6
29/3/2012 3:46	57.8	30/3/2012 4:56	57.3	31/3/2012 6:06	61.7	1/4/2012 23:16	64.3	3/4/2012 0:26	61.7	4/4/2012 1:36	60.9
29/3/2012 3:51	58.8	30/3/2012 5:01	57.7	31/3/2012 6:11	61.9	1/4/2012 23:21	63.9	3/4/2012 0:31	60.4	4/4/2012 1:41	58.4
29/3/2012 3:56	57.1	30/3/2012 5:06	57.3	31/3/2012 6:16	63.3	1/4/2012 23:26	63.1	3/4/2012 0:36	62.4	4/4/2012 1:46	61.4
29/3/2012 4:01	55.9	30/3/2012 5:11	59.3	31/3/2012 6:21	61.1	1/4/2012 23:31	64.2	3/4/2012 0:41	62.5	4/4/2012 1:51	58.9
29/3/2012 4:06	57.3	30/3/2012 5:16	57.8	31/3/2012 6:26	62.6	1/4/2012 23:36	64.1	3/4/2012 0:46	61.7	4/4/2012 1:56	60.5
29/3/2012 4:11	57.1	30/3/2012 5:21	59.2	31/3/2012 6:31	63.8	1/4/2012 23:41	61.9	3/4/2012 0:51	60.0	4/4/2012 2:01	61.0
29/3/2012 4:16	58.5	30/3/2012 5:26	58.5	31/3/2012 6:36	62.9	1/4/2012 23:46	62.7	3/4/2012 0:56	60.0	4/4/2012 2:06	59.6
29/3/2012 4:21	57.8	30/3/2012 5:31	58.5	31/3/2012 6:41	63.7	1/4/2012 23:51	62.5	3/4/2012 1:01	60.6	4/4/2012 2:11	60.4
29/3/2012 4:26	57.3	30/3/2012 5:36	58.7	31/3/2012 6:46	63.3	1/4/2012 23:56	62.5	3/4/2012 1:06	60.8	4/4/2012 2:16	61.2
29/3/2012 4:31	57.2	30/3/2012 5:41	58.6	31/3/2012 6:51	63.6	2/4/2012 0:01	63.0	3/4/2012 1:11	58.9	4/4/2012 2:21	59.1
29/3/2012 4:36	58.4	30/3/2012 5:46	60.2	31/3/2012 6:56	63.6	2/4/2012 0:06	63.0	3/4/2012 1:16	61.2	4/4/2012 2:26	58.8
29/3/2012 4:41	57.2	30/3/2012 5:51	61.2	31/3/2012 23:01	64.5	2/4/2012 0:11	61.5	3/4/2012 1:21	61.7	4/4/2012 2:31	60.0
29/3/2012 4:46	56.8	30/3/2012 5:56	58.2	31/3/2012 23:06	63.9	2/4/2012 0:16	61.6	3/4/2012 1:26	59.4	4/4/2012 2:36	58.9
29/3/2012 4:51	56.8	30/3/2012 6:01	59.4	31/3/2012 23:11	62.1	2/4/2012 0:21	62.2	3/4/2012 1:31	60.2	4/4/2012 2:41	55.5
29/3/2012 4:56	57.2	30/3/2012 6:06	60.3	31/3/2012 23:16	64.6	2/4/2012 0:26	61.8	3/4/2012 1:36	62.1	4/4/2012 2:46	59.7
29/3/2012 5:01	58.3	30/3/2012 6:11	61.8	31/3/2012 23:21	64.6	2/4/2012 0:31	61.2	3/4/2012 1:41	58.4	4/4/2012 2:51	60.1
29/3/2012 5:06	57.8	30/3/2012 6:16	62.1	31/3/2012 23:26	63.8	2/4/2012 0:36	61.0	3/4/2012 1:46	58.7	4/4/2012 2:56	56.8
29/3/2012 5:11	59.2	30/3/2012 6:21	62.8	31/3/2012 23:31	63.8	2/4/2012 0:41	62.1	3/4/2012 1:51	57.7	4/4/2012 3:01	56.6
29/3/2012 5:16	57.7	30/3/2012 6:26	62.9	31/3/2012 23:36	63.7	2/4/2012 0:46	60.8	3/4/2012 1:56	58.5	4/4/2012 3:06	58.5
29/3/2012 5:21	59.5	30/3/2012 6:31	62.0	31/3/2012 23:41	62.7	2/4/2012 0:51	59.7	3/4/2012 2:01	60.5	4/4/2012 3:11	58.7
29/3/2012 5:26	58.8	30/3/2012 6:36	62.6	31/3/2012 23:46	63.4	2/4/2012 0:56	60.7	3/4/2012 2:06	59.2	4/4/2012 3:16	58.7
29/3/2012 5:31	59.0	30/3/2012 6:41	63.3	31/3/2012 23:51	64.7	2/4/2012 1:01	59.6	3/4/2012 2:11	59.7	4/4/2012 3:21	57.8
29/3/2012 5:36	59.5	30/3/2012 6:46	63.8	31/3/2012 23:56	60.3	2/4/2012 1:06	61.7	3/4/2012 2:16	60.0	4/4/2012 3:26	57.8
29/3/2012 5:41	58.9	30/3/2012 6:51	63.9	1/4/2012 0:01	63.4	2/4/2012 1:11	59.6	3/4/2012 2:21	59.3	4/4/2012 3:31	59.1
29/3/2012 5:46	59.8	30/3/2012 6:56	64.3	1/4/2012 0:06	62.8	2/4/2012 1:16	60.6	3/4/2012 2:26	57.9	4/4/2012 3:36	57.3
29/3/2012 5:51	60.4	30/3/2012 23:01	63.4	1/4/2012 0:11	62.5	2/4/2012 1:21	60.1	3/4/2012 2:31	60.7	4/4/2012 3:41	58.5
29/3/2012 5:56	59.6	30/3/2012 23:06	64.8	1/4/2012 0:16	61.4	2/4/2012 1:26	57.1	3/4/2012 2:36	60.3	4/4/2012 3:46	59.0
29/3/2012 6:01	59.8	30/3/2012 23:11	62.9	1/4/2012 0:21	62.6	2/4/2012 1:31	60.0	3/4/2012 2:41	57.6	4/4/2012 3:51	57.3
29/3/2012 6:06	61.1	30/3/2012 23:16	64.3	1/4/2012 0:26	63.4	2/4/2012 1:36	62.2	3/4/2012 2:46	58.3	4/4/2012 3:56	58.5
29/3/2012 6:11	61.5	30/3/2012 23:21	63.4	1/4/2012 0:31	62.3	2/4/2012 1:41	58.9	3/4/2012 2:51	59.5	4/4/2012 4:01	56.3
29/3/2012 6:16	60.8	30/3/2012 23:26	65.0	1/4/2012 0:36	61.5	2/4/2012 1:46	59.5	3/4/2012 2:56	59.1	4/4/2012 4:06	58.5
29/3/2012 6:21	60.1	30/3/2012 23:31	64.4	1/4/2012 0:41	63.2	2/4/2012 1:51	57.0	3/4/2012 3:01	59.4	4/4/2012 4:11	58.9
29/3/2012 6:26	62.0	30/3/2012 23:36	62.5	1/4/2012 0:46	61.8	2/4/2012 1:56	57.6	3/4/2012 3:06	58.1	4/4/2012 4:16	57.6
29/3/2012 6:31	62.4	30/3/2012 23:41	63.7	1/4/2012 0:51	60.9	2/4/2012 2:01	59.9	3/4/2012 3:11	58.8	4/4/2012 4:21	57.3
29/3/2012 6:36	62.9	30/3/2012 23:46	63.2	1/4/2012 0:56	61.2	2/4/2012 2:06	59.5	3/4/2012 3:16	59.0	4/4/2012 4:26	57.0
29/3/2012 6:41	62.1	30/3/2012 23:51	64.0	1/4/2012 1:01	60.7	2/4/2012 2:11	60.2	3/4/2012 3:21	57.2	4/4/2012 4:31	57.4
29/3/2012 6:46	63.0	30/3/2012 23:56	62.5	1/4/2012 1:06	61.9	2/4/2012 2:16	60.2	3/4/2012 3:26	57.4	4/4/2012 4:36	57.0
29/3/2012 6:51	63.9	31/3/2012 0:01	63.4	1/4/2012 1:11	60.6	2/4/2012 2:21	57.8	3/4/2012 3:31	58.0	4/4/2012 4:41	55.8
29/3/2012 6:56	64.1	31/3/2012 0:06	63.1	1/4/2012 1:16	60.5	2/4/2012 2:26	57.8	3/4/2012 3:36	58.0	4/4/2012 4:46	58.0
29/3/2012 23:01	64.6	31/3/2012 0:11	63.2	1/4/2012 1:21	59.2	2/4/2012 2:31	59.1	3/4/2012 3:41	58.2	4/4/2012 4:51	57.3
29/3/2012 23:06	63.3	31/3/2012 0:16	61.4	1/4/2012 1:26	58.9	2/4/2012 2:36	58.6	3/4/2012 3:46	58.7	4/4/2012 4:56	57.4
29/3/2012 23:11	62.9	31/3/2012 0:21	63.3	1/4/2012 1:31	60.4	2/4/2012 2:41	57.1	3/4/2012 3:51	57.9	4/4/2012 5:01	58.6
29/3/2012 23:16	63.9	31/3/2012 0:26	62.8	1/4/2012 1:36	60.6	2/4/2012 2:46	59.4	3/4/2012 3:56	57.9	4/4/2012 5:06	58.3
29/3/2012 23:21	64.0	31/3/2012 0:31	60.8	1/4/2012 1:41	58.7	2/4/2012 2:51	58.0	3/4/2012 4:01	57.4	4/4/2012 5:11	58.0
29/3/2012 23:26	63.5	31/3/2012 0:36	61.9	1/4/2012 1:46	59.7	2/4/2012 2:56	58.8	3/4/2012 4:06	56.9	4/4/2012 5:16	58.0
29/3/2012 23:31	64.4	31/3/2012 0:41	62.8	1/4/2012 1:51	58.2	2/4/2012 3:01	57.8	3/4/2012 4:11	57.9	4/4/2012 5:21	59.8
29/3/2012 23:36	63.9	31/3/2012 0:46	62.1	1/4/2012 1:56	58.4	2/4/2012 3:06	59.3	3/4/2012 4:16	58.8	4/4/2012 5:26	60.4
29/3/2012 23:41	63.0	31/3/2012 0:51	61.7	1/4/2012 2:01	60.9	2/4/2012 3:11	59.1	3/4/2012 4:21	57.2	4/4/2012 5:31	58.5
29/3/2012 23:46	63.7	31/3/2012 0:56	60.2	1/4/2012 2:06	59.2	2/4/2012 3:16	58.3	3/4/2012 4:26	56.8	4/4/2012 5:36	60.4
29/3/2012 23:51	63.4	31/3/2012 1:01	60.0	1/4/2012 2:11	60.0	2/4/2012 3:21	57.6	3/4/2012 4:31	58.4	4/4/2012 5:41	60.0
29/3/2012 23:56	62.8	31/3/2012 1:06	62.0	1/4/2012 2:16	59.4	2/4/2012 3:26	57.9	3/4/2012 4:36	58.7	4/4/2012 5:46	60.9
30/3/2012 0:01	62.7	31/3/2012 1:11	60.8	1/4/2012 2:21	58.0	2/4/2012 3:31	58.9	3/4/2012 4:41	56.3	4/4/2012 5:51	59.8
30/3/2012 0:06	62.8	31/3/2012 1:16	60.5	1/4/2012 2:26	59.5	2/4/2012 3:36	58.1	3/4/2012 4:46	57.1	4/4/2012 5:56	60.1
30/3/2012 0:11	61.8	31/3/2012 1:21	59.7	1/4/2012 2:31	59.7	2/4/2012 3:41	58.0	3/4/2012 4:51	59.1	4/4/2012 6:01	59.0
30/3/2012 0:16	61.6	31/3/2012 1:26	58.4	1/4/2012 2:36	58.0	2/4/2012 3:46	57.3	3/4/2012 4:56	57.8	4/4/2012 6:06	60.9
30/3/2012 0:21	63.8	31/3/2012 1:31	62.0	1/4/2012 2:41	58.0	2/4/2012 3:51	56.3	3/4/2012 5:01	58.4	4/4/2012 6:11	60.2
30/3/2012 0:26	63.8	31/3/2012 1:36	60.8	1/4/2012 2:46	60.0	2/4/2012 3:56	57.2	3/4/2012 5:06	57.6	4/4/2012 6:16	60.3
30/3/2012 0:31	61.5	31/3/2012 1:41	60.0	1/4/2012 2:51	58.4	2/4/2012 4:01	57.4	3/4/2012 5:11	59.1	4/4/2012 6:21	62.3
30/3/2012 0:36	61.0	31/3/2012 1:46	60.2	1/4/2012 2:56	57.4	2/4/2012 4:06	56.3	3/4/2012 5:16	57.1	4/4/2012 6:26	62.6
30/3/2012 0:41	60.8	31/3/2012 1:51	57.6	1/4/2012 3:01	58.0	2/4/2012 4:11	57.1	3/4/2012 5:21	59.5	4/4/2012 6:31	63.7
30/3/2012 0:46	60.0	31/3/2012 1:56	58.7	1/4/2012 3:06	59.7	2/4/2012 4:16	58.5	3/4/2012 5:26	61.0	4/4/2012 6:36	63.7
30/3/2012 0:51	60.8	31/3/2012 2:01	60.8	1/4/2012 3:11	58.8	2/4/2012 4:21	58.4	3/4/2012 5:31	57.8	4/4/2012 6:41	63.2
30/3/2012 0:56	59.9	31/3/2012 2:06	58.9	1/4/2012 3:16	59.9	2/4/2012 4:26	58.0	3/4/2012 5:36	59.1	4/4/2012 6:46	63.3
30/3/2012 1:01	61.8	31/3/2012 2:11	59.4	1/4/2012 3:21	58.1	2/4/2012 4:31	56.8	3/4/2012 5:41	58.7	4/4/2012 6:51	64.8
30/3/2012 1:06	61.1	31/3/2012 2:16	59.8	1/4/2012 3:26	57.7	2/4/2012 4:36	58.0	3/4/2012 5:46	60.8	4/4/2012 6:56	64.4
30/3/2012 1:11	60.2	31/3/2012 2:21	57.3	1/4/2012 3:31	58.0	2/4/2012 4:41	56.8	3/4/2012 5:51	59.5	4/4/2012 23:01	64.3
30/3/2012 1:16	60.9	31/3/2012 2:26	59.5	1/4/2012 3:36	56.5	2/4/2012 4:46	58.5	3/4/2012 5:56	58.6	4/4/2012 23:06	62.7
30/3/2012 1:21	59.4	31/3/2012 2:31	60.2	1/4/2012 3:41	58.7	2/4/2012 4:51	58.5	3/4/2012 6:01	61.8	4/4/2012 23:11	63.4
30/3/2012 1:26	58.4	31/3/2012 2:36	58.5	1/4/2012 3:46	58.1	2/4/2012 4:56	56.7	3/4/2012 6:06	60.7	4/4/2012 23:16	62.3
30/3/2012 1:31	61.3	31/3/2012 2:41	58.5	1/4/2012 3:51	57.9	2/4/2012 5:01	56.2	3/4/2012 6:11	61.6	4/4/2012 23:21	64.6
30/3/2012 1:36	61.3	31/3/2012 2:46	58.9	1/4/2012 3:56	57.4	2/4/2012 5:06	58.7	3/4/2012 6:16	62.7	4/4/2012 23:26	63.4

Real-time Noise Data RTN1 (FEHD Hong Kong Transport Section Whitefield Depot)

4/4/2012 23:31	63.6	6/4/2012 0:41	62.0	7/4/2012 1:51	60.1	8/4/2012 3:01	59.1	9/4/2012 4:11	58.2	10/4/2012 5:21	56.8
4/4/2012 23:36	64.3	6/4/2012 0:46	62.4	7/4/2012 1:56	60.7	8/4/2012 3:06	59.4	9/4/2012 4:16	58.7	10/4/2012 5:26	58.0
4/4/2012 23:41	63.8	6/4/2012 0:51	62.3	7/4/2012 2:01	60.2	8/4/2012 3:11	59.2	9/4/2012 4:21	57.6	10/4/2012 5:31	55.8
4/4/2012 23:46	62.4	6/4/2012 0:56	61.7	7/4/2012 2:06	59.7	8/4/2012 3:16	59.3	9/4/2012 4:26	57.9	10/4/2012 5:36	56.7
4/4/2012 23:51	64.5	6/4/2012 1:01	62.4	7/4/2012 2:11	60.1	8/4/2012 3:21	59.0	9/4/2012 4:31	58.7	10/4/2012 5:41	56.7
4/4/2012 23:56	63.0	6/4/2012 1:06	62.4	7/4/2012 2:16	59.7	8/4/2012 3:26	61.0	9/4/2012 4:36	59.2	10/4/2012 5:46	57.9
5/4/2012 0:01	63.5	6/4/2012 1:11	63.7	7/4/2012 2:21	59.3	8/4/2012 3:31	59.7	9/4/2012 4:41	59.7	10/4/2012 5:51	56.5
5/4/2012 0:06	63.5	6/4/2012 1:16	62.9	7/4/2012 2:26	61.2	8/4/2012 3:36	58.6	9/4/2012 4:46	58.3	10/4/2012 5:56	59.1
5/4/2012 0:11	61.5	6/4/2012 1:21	61.3	7/4/2012 2:31	59.0	8/4/2012 3:41	59.0	9/4/2012 4:51	59.5	10/4/2012 6:01	57.6
5/4/2012 0:16	61.4	6/4/2012 1:26	62.1	7/4/2012 2:36	59.7	8/4/2012 3:46	60.0	9/4/2012 4:56	59.6	10/4/2012 6:06	57.0
5/4/2012 0:21	62.9	6/4/2012 1:31	62.4	7/4/2012 2:41	59.7	8/4/2012 3:51	59.6	9/4/2012 5:01	59.7	10/4/2012 6:11	57.8
5/4/2012 0:26	61.4	6/4/2012 1:36	62.3	7/4/2012 2:46	59.7	8/4/2012 3:56	59.4	9/4/2012 5:06	57.9	10/4/2012 6:16	59.4
5/4/2012 0:31	62.2	6/4/2012 1:41	61.7	7/4/2012 2:51	59.3	8/4/2012 4:01	59.2	9/4/2012 5:11	58.7	10/4/2012 6:21	58.0
5/4/2012 0:36	60.3	6/4/2012 1:46	61.7	7/4/2012 2:56	60.1	8/4/2012 4:06	59.3	9/4/2012 5:16	59.2	10/4/2012 6:26	58.9
5/4/2012 0:41	62.1	6/4/2012 1:51	60.9	7/4/2012 3:01	59.3	8/4/2012 4:11	58.7	9/4/2012 5:21	58.2	10/4/2012 6:31	59.1
5/4/2012 0:46	61.0	6/4/2012 1:56	62.6	7/4/2012 3:06	59.3	8/4/2012 4:16	58.9	9/4/2012 5:26	60.3	10/4/2012 6:36	61.0
5/4/2012 0:51	60.8	6/4/2012 2:01	61.6	7/4/2012 3:11	58.7	8/4/2012 4:21	59.1	9/4/2012 5:31	59.5	10/4/2012 6:41	59.7
5/4/2012 0:56	60.3	6/4/2012 2:06	60.8	7/4/2012 3:16	58.3	8/4/2012 4:26	58.8	9/4/2012 5:36	60.8	10/4/2012 6:46	60.1
5/4/2012 1:01	60.8	6/4/2012 2:11	61.1	7/4/2012 3:21	60.5	8/4/2012 4:31	59.3	9/4/2012 5:41	61.0	10/4/2012 6:51	60.7
5/4/2012 1:06	60.5	6/4/2012 2:16	61.1	7/4/2012 3:26	59.4	8/4/2012 4:36	59.2	9/4/2012 5:46	60.0	10/4/2012 6:56	60.4
5/4/2012 1:11	60.6	6/4/2012 2:21	61.3	7/4/2012 3:31	58.9	8/4/2012 4:41	58.4	9/4/2012 5:51	60.4	10/4/2012 23:01	62.4
5/4/2012 1:16	60.7	6/4/2012 2:26	61.0	7/4/2012 3:36	60.0	8/4/2012 4:46	58.9	9/4/2012 5:56	60.1	10/4/2012 23:06	60.5
5/4/2012 1:21	59.3	6/4/2012 2:31	61.1	7/4/2012 3:41	58.6	8/4/2012 4:51	59.2	9/4/2012 6:01	61.5	10/4/2012 23:11	60.9
5/4/2012 1:26	59.6	6/4/2012 2:36	61.4	7/4/2012 3:46	59.6	8/4/2012 4:56	58.4	9/4/2012 6:06	60.8	10/4/2012 23:16	59.7
5/4/2012 1:31	59.9	6/4/2012 2:41	60.4	7/4/2012 3:51	59.1	8/4/2012 5:01	59.0	9/4/2012 6:11	61.1	10/4/2012 23:21	60.9
5/4/2012 1:36	61.0	6/4/2012 2:46	61.5	7/4/2012 3:56	59.1	8/4/2012 5:06	60.0	9/4/2012 6:16	60.9	10/4/2012 23:26	60.0
5/4/2012 1:41	58.1	6/4/2012 2:51	60.7	7/4/2012 4:01	58.8	8/4/2012 5:11	59.5	9/4/2012 6:21	61.0	10/4/2012 23:31	60.9
5/4/2012 1:46	60.6	6/4/2012 2:56	60.9	7/4/2012 4:06	59.7	8/4/2012 5:16	60.0	9/4/2012 6:26	62.0	10/4/2012 23:36	59.3
5/4/2012 1:51	57.9	6/4/2012 3:01	60.7	7/4/2012 4:11	59.2	8/4/2012 5:21	59.7	9/4/2012 6:31	62.1	10/4/2012 23:41	59.8
5/4/2012 1:56	58.3	6/4/2012 3:06	60.0	7/4/2012 4:16	59.1	8/4/2012 5:26	60.3	9/4/2012 6:36	63.0	10/4/2012 23:46	59.5
5/4/2012 2:01	61.2	6/4/2012 3:11	60.4	7/4/2012 4:21	59.1	8/4/2012 5:31	59.8	9/4/2012 6:41	62.4	10/4/2012 23:51	60.4
5/4/2012 2:06	59.7	6/4/2012 3:16	62.2	7/4/2012 4:26	59.8	8/4/2012 5:36	60.3	9/4/2012 6:46	62.3	10/4/2012 23:56	58.8
5/4/2012 2:11	60.0	6/4/2012 3:21	60.6	7/4/2012 4:31	58.1	8/4/2012 5:41	60.5	9/4/2012 6:51	62.1	11/4/2012 0:01	59.0
5/4/2012 2:16	59.6	6/4/2012 3:26	60.3	7/4/2012 4:36	60.0	8/4/2012 5:46	60.1	9/4/2012 6:56	62.3	11/4/2012 0:06	60.5
5/4/2012 2:21	57.0	6/4/2012 3:31	60.1	7/4/2012 4:41	59.2	8/4/2012 5:51	60.3	9/4/2012 23:01	62.9	11/4/2012 0:11	60.0
5/4/2012 2:26	59.0	6/4/2012 3:36	60.9	7/4/2012 4:46	59.7	8/4/2012 5:56	63.4	9/4/2012 23:06	63.6	11/4/2012 0:16	59.2
5/4/2012 2:31	58.1	6/4/2012 3:41	60.0	7/4/2012 4:51	59.3	8/4/2012 6:01	61.9	9/4/2012 23:11	63.4	11/4/2012 0:21	59.9
5/4/2012 2:36	58.2	6/4/2012 3:46	60.4	7/4/2012 4:56	59.9	8/4/2012 6:06	60.9	9/4/2012 23:16	63.9	11/4/2012 0:26	61.2
5/4/2012 2:41	58.1	6/4/2012 3:51	60.3	7/4/2012 5:01	59.2	8/4/2012 6:11	61.5	9/4/2012 23:21	63.9	11/4/2012 0:31	59.6
5/4/2012 2:46	59.9	6/4/2012 3:56	61.2	7/4/2012 5:06	59.3	8/4/2012 6:16	61.2	9/4/2012 23:26	63.8	11/4/2012 0:36	60.4
5/4/2012 2:51	58.3	6/4/2012 4:01	60.3	7/4/2012 5:11	59.5	8/4/2012 6:21	62.0	9/4/2012 23:31	65.3	11/4/2012 0:41	58.2
5/4/2012 2:56	57.4	6/4/2012 4:06	60.4	7/4/2012 5:16	59.1	8/4/2012 6:26	61.3	9/4/2012 23:36	63.8	11/4/2012 0:46	59.4
5/4/2012 3:01	57.6	6/4/2012 4:11	59.9	7/4/2012 5:21	60.2	8/4/2012 6:31	62.9	9/4/2012 23:41	62.8	11/4/2012 0:51	58.2
5/4/2012 3:06	60.9	6/4/2012 4:16	61.8	7/4/2012 5:26	59.7	8/4/2012 6:36	62.6	9/4/2012 23:46	62.8	11/4/2012 0:56	59.4
5/4/2012 3:11	58.3	6/4/2012 4:21	60.2	7/4/2012 5:31	59.4	8/4/2012 6:41	62.5	9/4/2012 23:51	62.3	11/4/2012 1:01	60.1
5/4/2012 3:16	58.0	6/4/2012 4:26	60.5	7/4/2012 5:36	60.8	8/4/2012 6:46	62.6	9/4/2012 23:56	63.7	11/4/2012 1:06	58.1
5/4/2012 3:21	57.6	6/4/2012 4:31	60.7	7/4/2012 5:41	59.7	8/4/2012 6:51	63.4	10/4/2012 0:01	59.8	11/4/2012 1:11	59.4
5/4/2012 3:26	57.3	6/4/2012 4:36	60.4	7/4/2012 5:46	60.6	8/4/2012 6:56	61.5	10/4/2012 0:06	59.3	11/4/2012 1:16	58.0
5/4/2012 3:31	57.4	6/4/2012 4:41	60.0	7/4/2012 5:51	60.1	8/4/2012 23:01	63.2	10/4/2012 0:11	59.9	11/4/2012 1:21	59.0
5/4/2012 3:36	58.1	6/4/2012 4:46	60.9	7/4/2012 5:56	61.2	8/4/2012 23:06	63.4	10/4/2012 0:16	59.8	11/4/2012 1:26	57.8
5/4/2012 3:41	57.7	6/4/2012 4:51	61.2	7/4/2012 6:01	60.9	8/4/2012 23:11	63.2	10/4/2012 0:21	60.1	11/4/2012 1:31	56.9
5/4/2012 3:46	59.5	6/4/2012 4:56	60.5	7/4/2012 6:06	60.7	8/4/2012 23:16	64.4	10/4/2012 0:26	60.4	11/4/2012 1:36	57.9
5/4/2012 3:51	56.8	6/4/2012 5:01	60.8	7/4/2012 6:11	60.7	8/4/2012 23:21	62.5	10/4/2012 0:31	59.7	11/4/2012 1:41	57.6
5/4/2012 3:56	58.6	6/4/2012 5:06	61.0	7/4/2012 6:16	62.3	8/4/2012 23:26	62.8	10/4/2012 0:36	58.9	11/4/2012 1:46	58.9
5/4/2012 4:01	55.9	6/4/2012 5:11	61.3	7/4/2012 6:21	61.8	8/4/2012 23:31	62.9	10/4/2012 0:41	57.7	11/4/2012 1:51	56.8
5/4/2012 4:06	56.1	6/4/2012 5:16	60.9	7/4/2012 6:26	62.3	8/4/2012 23:36	62.5	10/4/2012 0:46	58.5	11/4/2012 1:56	56.1
5/4/2012 4:11	57.5	6/4/2012 5:21	61.3	7/4/2012 6:31	62.5	8/4/2012 23:41	63.2	10/4/2012 0:51	58.5	11/4/2012 2:01	57.4
5/4/2012 4:16	57.8	6/4/2012 5:26	60.7	7/4/2012 6:36	62.3	8/4/2012 23:46	63.3	10/4/2012 0:56	58.4	11/4/2012 2:06	56.7
5/4/2012 4:21	56.6	6/4/2012 5:31	62.0	7/4/2012 6:41	63.6	8/4/2012 23:51	63.0	10/4/2012 1:01	58.6	11/4/2012 2:11	57.3
5/4/2012 4:26	56.8	6/4/2012 5:36	61.4	7/4/2012 6:46	61.4	8/4/2012 23:56	62.5	10/4/2012 1:06	59.0	11/4/2012 2:16	56.3
5/4/2012 4:31	57.7	6/4/2012 5:41	62.5	7/4/2012 6:51	62.8	9/4/2012 0:01	63.1	10/4/2012 1:11	60.0	11/4/2012 2:21	58.5
5/4/2012 4:36	57.2	6/4/2012 5:46	61.7	7/4/2012 6:56	62.7	9/4/2012 0:06	62.8	10/4/2012 1:16	58.6	11/4/2012 2:26	56.3
5/4/2012 4:41	55.2	6/4/2012 5:51	62.1	7/4/2012 23:01	63.1	9/4/2012 0:11	62.7	10/4/2012 1:21	58.7	11/4/2012 2:31	56.2
5/4/2012 4:46	58.6	6/4/2012 5:56	61.9	7/4/2012 23:06	63.3	9/4/2012 0:16	63.1	10/4/2012 1:26	58.1	11/4/2012 2:36	56.0
5/4/2012 4:51	58.7	6/4/2012 6:01	62.9	7/4/2012 23:11	62.5	9/4/2012 0:21	62.3	10/4/2012 1:31	58.6	11/4/2012 2:41	56.0
5/4/2012 4:56	56.8	6/4/2012 6:06	62.6	7/4/2012 23:16	62.9	9/4/2012 0:26	62.7	10/4/2012 1:36	58.4	11/4/2012 2:46	56.9
5/4/2012 5:01	57.3	6/4/2012 6:11	62.4	7/4/2012 23:21	64.2	9/4/2012 0:31	61.6	10/4/2012 1:41	56.5	11/4/2012 2:51	54.9
5/4/2012 5:06	57.8	6/4/2012 6:16	62.3	7/4/2012 23:26	62.8	9/4/2012 0:36	61.5	10/4/2012 1:46	57.9	11/4/2012 2:56	56.0
5/4/2012 5:11	57.0	6/4/2012 6:21	63.4	7/4/2012 23:31	62.0	9/4/2012 0:41	61.5	10/4/2012 1:51	57.5	11/4/2012 3:01	53.8
5/4/2012 5:16	58.4	6/4/2012 6:26	63.0	7/4/2012 23:36	63.4	9/4/2012 0:46	61.1	10/4/2012 1:56	57.0	11/4/2012 3:06	57.8
5/4/2012 5:21	59.2	6/4/2012 6:31	63.6	7/4/2012 23:41	62.7	9/4/2012 0:51	60.9	10/4/2012 2:01	57.2	11/4/2012 3:11	54.4
5/4/2012 5:26	56.9	6/4/2012 6:36	64.7	7/4/2012 23:46	62.4	9/4/2012 0:56	61.3	10/4/2012 2:06	57.8	11/4/2012 3:16	55.5
5/4/2012 5:31	57.9	6/4/2012 6:41	64.3	7/4/2012 23:51	63.2	9/4/2012 1:01	61.0	10/4/2012 2:11	56.4	11/4/2012 3:21	55.3
5/4/2012 5:36	60.1	6/4/2012 6:46	63.2	7/4/2012 23:56	63.2	9/4/2012 1:06	60.7	10/4/2012 2:16	55.6	11/4/2012 3:26	55.2
5/4/2012 5:41	58.4	6/4/2012 6:51	63.1	8/4/2012 0:01	62.7	9/4/2012 1:11	61.0	10/4/2012 2:21	58.3	11/4/2012 3:31	55.8
5/4/2012 5:46	59.3	6/4/2012 6:56	63.0	8/4/2012 0:06	62.5	9/4/2012 1:16	61.1	10/4/2012 2:26	55.9	11/4/2012 3:36	56.6
5/4/2012 5:51	59.5	6/4/2012 23:01	63.0	8/4/2012 0:11	63.8	9/4/2012 1:21	60.3	10/4/2012 2:31	54.7	11/4/2012 3:41	56.6
5/4/2012 5:56	59.9	6/4/2012 23:06	63.2	8/4/2012 0:16	61.9	9/4/2012 1:26	61.2	10/4/2012 2:36	57.7	11/4/2012 3:46	55.3
5/4/2012 6:01	60.8	6/4/2012 23:11	63.5	8/4/2012 0:21	63.3	9/4/2012 1:31	60.1	10/4/2012 2:41	55.1	11/4/2012 3:51	57.0
5/4/2012 6:06	60.6	6/4/2012 23:16	63.7	8/4/2012 0:26	62.3	9/4/2012 1:36	60.5	10/4/2012 2:46	56.9	11/4/2012 3:56	56.0
5/4/2012 6:11	59.9	6/4/2012 23:21	64.2	8/4/2012 0:31	62.7	9/4/2012 1:41	59.8	10/4/2012 2:51	56.1	11/4/2012 4:01	55.0
5/4/2012 6:16	62.1	6/4/2012 23:26	64.1	8/4/2012 0:36	62.7	9/4/2012 1:46	59.5	10/4/2012 2:56	55.7	11/4/2012 4:06	57.3
5/4/2012 6:21	60.4	6/4/2012 23:31	63.5	8/4/2012 0:41	61.9	9/4/2012 1:51	60.7	10/4/2012 3:01	54.2	11/4/2012 4:11	55.1
5/4/2012 6:26	63.2	6/4/2012 23:36	63.5	8/4/2012 0:46	60.7	9/4/2012 1:56	60.4	10/4/2012 3:06	55.8	11/4/2012 4:16	55.5
5/4/2012 6:31	61.7	6/4/2012 23:41	63.2	8/4/2012 0:51	61.1	9/4/2012 2:01	59.4	10/4/2012 3:11	56.7	11/4/2012 4:21	56.9
5/4/2012 6:36	61.7	6/4/2012 23:46	65.0	8/4/2012 0:56	61.3	9/4/2012 2:06	58.9	10/4/2012 3:16	56.7	11/4/2012 4:26	54.5
5/4/2012 6:41	65.0	6/4/2012 23:51	65.0	8/4/2012 1:01	61.0	9/4/2012 2:11	59.3	10/4/2012 3:21	55.0	11/4/2012 4:31	55.3
5/4/2012 6:46	63.3	6/4/2012 23:56	63.3	8/4/2012 1:06	61.2	9/4/2012 2:16	58.8	10/4/2012 3:26	56.5	11/4/2012 4:36	54.8
5/4/2012 6:51	62.3	7/4/2012 0:01	63.6	8/4/2012 1:11	60.7	9/4/2012 2:21	60.1	10/4/2012 3:31	55.6	11/4/2012 4:41	54.2
5/4/2012 6:56	64.4	7/4/2012 0:06	63.6	8/4/2012 1:16	59.9	9/4/2012 2:26	59.4	10/4/2012 3:36	54.1	11/4/2012 4:46	56.3
5/4/2012 23:01	64.4	7/4/2012 0:11	63.6	8/4/2012 1:21	61.5	9/4/2012 2:31	59.3	10/4/2012 3:41	56.8	11/4/2012 4:51	56.7
5/4/2012 23:06	64.0	7/4/2012 0:16	62.5	8/4/2012 1:26	60.5	9/4/2012 2:36	58.6	10/4/2012 3:46	55.6	11/4/2012 4:56	55.3
5/4/2012 23:11	64.6	7/4/2012 0:21	63.0	8/4/2012 1:31	60.5	9/4/2012 2:41	59.2	10/4/2012 3:51	55.8	11/4/2012 5:01	56.4
5/4/2012 23:16	64.0	7/4/2012 0:26	62.6	8/4/2012 1:36	60.9	9/4/2012 2:46	59.2	10/4/2012 3:56	56.2	11/4/2012 5:06	55.7
5/4/2012 23:21	64.7	7/4/2012 0:31	62.8	8/4/2012 1:41	59.9	9/4/2012 2:51	58.1	10/4/2012 4:01	55.7	11/4/2012 5:11	56.8
5/4/2012 23:26	64.0	7/4/2012 0:36	61.8	8/4/2012 1:46	60.5	9/4/2012 2:56	58.7	10/4/2012 4:06	56.9	11/4/2012 5:16	55.7
5/4/2012 23:31	63.0	7/4/2012 0:41	63.6	8/4/2012 1:51	60.4	9/4/2012 3:01	60.6	10/4/2012 4:11	54.6	11/4/2012 5:21	54.5
5/4/2012 23:36	62.8	7/4/2012 0:46	61.8	8/4/2012 1:56	60.6	9/4/2012 3:06	58.7	10/4/2012 4:16	55.6	11/4/2012 5:26	58.3
5/4/2012 23:41	62.3	7/4/2012 0:51	63.4	8/4/2012 2:01	60.3	9/4/2012 3:11	58.7	10/4/2012 4:21	55.9	11/4/2012 5:31	55.1
5/4/2012 23:46	63.2	7/4/2012 0:56	61.6	8/4/2012 2:06	59.7	9/4/2012 3:16	57.9	10/4/2012 4:26	55.2	11/4/2012 5:36	57.6
5/4/2012 23:51	63.5	7/4/2012 1:01	61.9	8/4/2012 2:11	60.0	9/4/2012 3:21	58.1	10/4/2012 4:31	53.8	11/4/2012 5:41	57.7
5/4/2012 23:56	63.4	7/4/2012 1:06	61.2	8/4/2012 2:16	60.1	9/4/2012 3:26	59.2	10/4/2012 4:36	55.3	11/4/2012 5:46	58.0
6/4/2012 0:01	63.7	7/4/2012 1:11	62.0	8/4/2012 2:21	60.2	9/4/2012 3:31	58.4	10/4/2012 4:41	55.5	11/4/2012 5:51	56.5
6/4/2012 0:06	63.4	7/4/2012 1:16	62.5	8/4/2012 2:26	60.5	9/4/2012 3:36	58.4	10/4/2012 4:46	55.3	11/4/2012 5:56	57.8
6/4/2012 0:11	63.7	7/4/2012 1:21	61.5	8/4/2012 2:31	61.0	9/4/2012 3:41	58.4	10/4/2012 4:51	56.0	11/4/2012 6:01	57.9
6/4/2012 0:16	63.0	7/4/2012 1:26	60.5	8/4/2012 2:36	60.5	9/4/2012 3:46	57.5	10/4/2012 4:56	55.0	11/4/2012 6:06	58.3
6/4/2012 0:21	63.6	7/4/2012 1:31	61.0	8/4/2012 2:41	59.4	9/4/2012 3:51	58.1	10/4/2012 5:01	55.0	11/4/2012 6:11	58.3
6/4/2012 0:26	63.0	7/4/2012 1:36	60.7	8/4/2012 2:46	60.1	9/4/2012 3:56	58.2	10/4/2012 5:06	54.0	11/4/2012 6:16	60.8
6/4/2012 0:31	62.8	7/4/2012 1:41	61.1	8/4/2012 2:51	59.4	9/4/2012 4:01	61.1	10/4/2012 5:11	55.1	11/4/2012 6:21	57.9
6/4/2012 0:36	62.6	7/4/2012 1:46	60.2	8/4/2012 2:56	60.5	9/4/2012 4:06	58.8	10/4/2012 5:16	55.7	11/4/2012 6:26	58.1

Real-time Noise Data RTN1 (FEHD Hong Kong Transport Section Whitefield Depot)

11/4/2012 6:31	57.7	12/4/2012 23:41	62.7	14/4/2012 0:51	60.6	15/4/2012 2:01	58.5	16/4/2012 3:11	57.9	17/4/2012 4:21	57.9
11/4/2012 6:36	60.9	12/4/2012 23:46	63.3	14/4/2012 0:56	60.2	15/4/2012 2:06	58.1	16/4/2012 3:16	58.8	17/4/2012 4:26	56.4
11/4/2012 6:41	59.2	12/4/2012 23:51	64.1	14/4/2012 1:01	61.9	15/4/2012 2:11	58.7	16/4/2012 3:21	57.8	17/4/2012 4:31	58.3
11/4/2012 6:46	61.1	12/4/2012 23:56	63.9	14/4/2012 1:06	62.0	15/4/2012 2:16	59.9	16/4/2012 3:26	57.1	17/4/2012 4:36	58.0
11/4/2012 6:51	61.0	13/4/2012 0:01	62.4	14/4/2012 1:11	60.3	15/4/2012 2:21	58.0	16/4/2012 3:31	59.7	17/4/2012 4:41	57.0
11/4/2012 6:56	61.0	13/4/2012 0:06	62.9	14/4/2012 1:16	62.0	15/4/2012 2:26	58.1	16/4/2012 3:36	57.0	17/4/2012 4:46	58.5
11/4/2012 23:01	64.0	13/4/2012 0:11	61.7	14/4/2012 1:21	59.9	15/4/2012 2:31	59.7	16/4/2012 3:41	57.5	17/4/2012 4:51	58.3
11/4/2012 23:06	64.3	13/4/2012 0:16	61.5	14/4/2012 1:26	59.6	15/4/2012 2:36	58.5	16/4/2012 3:46	57.9	17/4/2012 4:56	57.9
11/4/2012 23:11	64.7	13/4/2012 0:21	63.2	14/4/2012 1:31	60.9	15/4/2012 2:41	58.2	16/4/2012 3:51	58.7	17/4/2012 5:01	58.9
11/4/2012 23:16	66.0	13/4/2012 0:26	61.8	14/4/2012 1:36	61.1	15/4/2012 2:46	60.5	16/4/2012 3:56	57.4	17/4/2012 5:06	57.7
11/4/2012 23:21	63.0	13/4/2012 0:31	61.9	14/4/2012 1:41	59.5	15/4/2012 2:51	58.4	16/4/2012 4:01	56.9	17/4/2012 5:11	58.0
11/4/2012 23:26	63.2	13/4/2012 0:36	61.5	14/4/2012 1:46	59.2	15/4/2012 2:56	60.0	16/4/2012 4:06	56.9	17/4/2012 5:16	57.9
11/4/2012 23:31	63.1	13/4/2012 0:41	60.8	14/4/2012 1:51	58.9	15/4/2012 3:01	58.6	16/4/2012 4:11	57.7	17/4/2012 5:21	61.3
11/4/2012 23:36	63.0	13/4/2012 0:46	61.5	14/4/2012 1:56	57.5	15/4/2012 3:06	59.5	16/4/2012 4:16	58.8	17/4/2012 5:26	58.9
11/4/2012 23:41	63.1	13/4/2012 0:51	60.6	14/4/2012 2:01	60.8	15/4/2012 3:11	59.1	16/4/2012 4:21	58.0	17/4/2012 5:31	59.7
11/4/2012 23:46	63.4	13/4/2012 0:56	60.2	14/4/2012 2:06	57.7	15/4/2012 3:16	59.8	16/4/2012 4:26	57.6	17/4/2012 5:36	59.2
11/4/2012 23:51	64.4	13/4/2012 1:01	61.9	14/4/2012 2:11	59.4	15/4/2012 3:21	57.6	16/4/2012 4:31	57.3	17/4/2012 5:41	60.3
11/4/2012 23:56	62.5	13/4/2012 1:06	62.0	14/4/2012 2:16	59.9	15/4/2012 3:26	57.3	16/4/2012 4:36	58.0	17/4/2012 5:46	60.3
12/4/2012 0:01	63.6	13/4/2012 1:11	60.3	14/4/2012 2:21	60.3	15/4/2012 3:31	57.6	16/4/2012 4:41	57.5	17/4/2012 5:51	62.1
12/4/2012 0:06	62.9	13/4/2012 1:16	62.0	14/4/2012 2:26	58.6	15/4/2012 3:36	57.2	16/4/2012 4:46	57.6	17/4/2012 5:56	59.2
12/4/2012 0:11	61.4	13/4/2012 1:21	59.9	14/4/2012 2:31	59.7	15/4/2012 3:41	57.9	16/4/2012 4:51	59.1	17/4/2012 6:01	60.6
12/4/2012 0:16	61.0	13/4/2012 1:26	59.6	14/4/2012 2:36	58.2	15/4/2012 3:46	60.1	16/4/2012 4:56	57.4	17/4/2012 6:06	61.5
12/4/2012 0:21	62.7	13/4/2012 1:31	60.9	14/4/2012 2:41	57.2	15/4/2012 3:51	58.3	16/4/2012 5:01	58.0	17/4/2012 6:11	61.3
12/4/2012 0:26	62.8	13/4/2012 1:36	61.1	14/4/2012 2:46	58.3	15/4/2012 3:56	57.5	16/4/2012 5:06	56.0	17/4/2012 6:16	61.9
12/4/2012 0:31	61.6	13/4/2012 1:41	59.5	14/4/2012 2:51	59.2	15/4/2012 4:01	55.5	16/4/2012 5:11	58.9	17/4/2012 6:21	62.3
12/4/2012 0:36	60.9	13/4/2012 1:46	59.2	14/4/2012 2:56	59.0	15/4/2012 4:06	56.2	16/4/2012 5:16	58.1	17/4/2012 6:26	61.9
12/4/2012 0:41	61.1	13/4/2012 1:51	58.9	14/4/2012 3:01	58.4	15/4/2012 4:11	57.0	16/4/2012 5:21	61.3	17/4/2012 6:31	63.6
12/4/2012 0:46	61.9	13/4/2012 1:56	57.5	14/4/2012 3:06	59.4	15/4/2012 4:16	58.3	16/4/2012 5:26	58.8	17/4/2012 6:36	62.0
12/4/2012 0:51	60.3	13/4/2012 2:01	60.8	14/4/2012 3:11	58.1	15/4/2012 4:21	56.4	16/4/2012 5:31	58.6	17/4/2012 6:41	63.6
12/4/2012 0:56	61.2	13/4/2012 2:06	57.7	14/4/2012 3:16	60.3	15/4/2012 4:26	58.3	16/4/2012 5:36	59.6	17/4/2012 6:46	64.5
12/4/2012 1:01	61.4	13/4/2012 2:11	59.4	14/4/2012 3:21	57.5	15/4/2012 4:31	58.3	16/4/2012 5:41	58.6	17/4/2012 6:51	61.2
12/4/2012 1:06	61.0	13/4/2012 2:16	59.9	14/4/2012 3:26	58.5	15/4/2012 4:36	56.6	16/4/2012 5:46	60.3	17/4/2012 6:56	63.3
12/4/2012 1:11	61.5	13/4/2012 2:21	60.3	14/4/2012 3:31	59.3	15/4/2012 4:41	57.0	16/4/2012 5:51	61.9	17/4/2012 23:01	64.3
12/4/2012 1:16	62.1	13/4/2012 2:26	58.6	14/4/2012 3:36	57.7	15/4/2012 4:46	57.7	16/4/2012 5:56	61.0	17/4/2012 23:06	62.8
12/4/2012 1:21	60.4	13/4/2012 2:31	59.7	14/4/2012 3:41	59.4	15/4/2012 4:51	56.7	16/4/2012 6:01	61.0	17/4/2012 23:11	63.2
12/4/2012 1:26	60.2	13/4/2012 2:36	58.2	14/4/2012 3:46	59.4	15/4/2012 4:56	58.5	16/4/2012 6:06	61.2	17/4/2012 23:16	65.2
12/4/2012 1:31	61.5	13/4/2012 2:41	57.2	14/4/2012 3:51	58.5	15/4/2012 5:01	56.8	16/4/2012 6:11	61.1	17/4/2012 23:21	63.8
12/4/2012 1:36	61.0	13/4/2012 2:46	58.3	14/4/2012 3:56	56.8	15/4/2012 5:06	58.2	16/4/2012 6:16	62.2	17/4/2012 23:26	64.2
12/4/2012 1:41	58.2	13/4/2012 2:51	59.2	14/4/2012 4:01	56.5	15/4/2012 5:11	59.0	16/4/2012 6:21	63.1	17/4/2012 23:31	64.1
12/4/2012 1:46	61.6	13/4/2012 2:56	59.0	14/4/2012 4:06	57.3	15/4/2012 5:16	57.3	16/4/2012 6:26	62.2	17/4/2012 23:36	64.6
12/4/2012 1:51	58.3	13/4/2012 3:01	58.4	14/4/2012 4:11	58.2	15/4/2012 5:21	58.7	16/4/2012 6:31	63.5	17/4/2012 23:41	62.6
12/4/2012 1:56	57.8	13/4/2012 3:06	59.4	14/4/2012 4:16	58.9	15/4/2012 5:26	58.7	16/4/2012 6:36	63.2	17/4/2012 23:46	63.3
12/4/2012 2:01	60.6	13/4/2012 3:11	58.1	14/4/2012 4:21	56.7	15/4/2012 5:31	58.1	16/4/2012 6:41	63.8	17/4/2012 23:51	64.3
12/4/2012 2:06	59.0	13/4/2012 3:16	60.3	14/4/2012 4:26	57.4	15/4/2012 5:36	58.7	16/4/2012 6:46	63.2	17/4/2012 23:56	62.2
12/4/2012 2:11	59.6	13/4/2012 3:21	57.5	14/4/2012 4:31	58.5	15/4/2012 5:41	57.9	16/4/2012 6:51	63.7	18/4/2012 0:01	63.1
12/4/2012 2:16	61.2	13/4/2012 3:26	58.5	14/4/2012 4:36	57.9	15/4/2012 5:46	59.3	16/4/2012 6:56	64.4	18/4/2012 0:06	61.3
12/4/2012 2:21	58.3	13/4/2012 3:31	59.3	14/4/2012 4:41	56.5	15/4/2012 5:51	59.9	16/4/2012 23:01	62.5	18/4/2012 0:11	62.5
12/4/2012 2:26	58.1	13/4/2012 3:36	57.7	14/4/2012 4:46	58.3	15/4/2012 5:56	60.6	16/4/2012 23:06	62.8	18/4/2012 0:16	62.1
12/4/2012 2:31	60.5	13/4/2012 3:41	59.4	14/4/2012 4:51	58.3	15/4/2012 6:01	61.4	16/4/2012 23:11	63.7	18/4/2012 0:21	60.1
12/4/2012 2:36	58.3	13/4/2012 3:46	59.4	14/4/2012 4:56	58.3	15/4/2012 6:06	61.7	16/4/2012 23:16	65.3	18/4/2012 0:26	61.9
12/4/2012 2:41	58.8	13/4/2012 3:51	58.5	14/4/2012 5:01	57.7	15/4/2012 6:11	62.3	16/4/2012 23:21	63.2	18/4/2012 0:31	61.9
12/4/2012 2:46	59.4	13/4/2012 3:56	56.8	14/4/2012 5:06	58.5	15/4/2012 6:16	62.5	16/4/2012 23:26	63.4	18/4/2012 0:36	62.0
12/4/2012 2:51	58.1	13/4/2012 4:01	56.5	14/4/2012 5:11	58.6	15/4/2012 6:21	60.4	16/4/2012 23:31	65.3	18/4/2012 0:41	60.5
12/4/2012 2:56	59.8	13/4/2012 4:06	57.3	14/4/2012 5:16	59.4	15/4/2012 6:26	61.6	16/4/2012 23:36	62.7	18/4/2012 0:46	60.8
12/4/2012 3:01	57.8	13/4/2012 4:11	58.2	14/4/2012 5:21	58.3	15/4/2012 6:31	62.6	16/4/2012 23:41	64.1	18/4/2012 0:51	61.2
12/4/2012 3:06	59.2	13/4/2012 4:16	58.9	14/4/2012 5:26	60.5	15/4/2012 6:36	62.4	16/4/2012 23:46	63.6	18/4/2012 0:56	60.3
12/4/2012 3:11	59.2	13/4/2012 4:21	56.7	14/4/2012 5:31	59.8	15/4/2012 6:41	64.9	16/4/2012 23:51	64.2	18/4/2012 1:01	60.6
12/4/2012 3:16	58.0	13/4/2012 4:26	57.4	14/4/2012 5:36	58.4	15/4/2012 6:46	63.1	16/4/2012 23:56	63.9	18/4/2012 1:06	60.7
12/4/2012 3:21	58.0	13/4/2012 4:31	58.5	14/4/2012 5:41	60.2	15/4/2012 6:51	64.0	17/4/2012 0:01	62.2	18/4/2012 1:11	59.0
12/4/2012 3:26	58.4	13/4/2012 4:36	57.9	14/4/2012 5:46	61.1	15/4/2012 6:56	63.8	17/4/2012 0:06	62.2	18/4/2012 1:16	61.2
12/4/2012 3:31	58.3	13/4/2012 4:41	56.5	14/4/2012 5:51	59.8	15/4/2012 23:01	64.3	17/4/2012 0:11	61.8	18/4/2012 1:21	60.0
12/4/2012 3:36	57.2	13/4/2012 4:46	58.3	14/4/2012 5:56	59.5	15/4/2012 23:06	63.5	17/4/2012 0:16	62.1	18/4/2012 1:26	58.4
12/4/2012 3:41	57.7	13/4/2012 4:51	58.3	14/4/2012 6:01	60.9	15/4/2012 23:11	63.4	17/4/2012 0:21	61.8	18/4/2012 1:31	61.2
12/4/2012 3:46	58.1	13/4/2012 4:56	58.3	14/4/2012 6:06	60.0	15/4/2012 23:16	65.1	17/4/2012 0:26	62.9	18/4/2012 1:36	61.1
12/4/2012 3:51	58.3	13/4/2012 5:01	57.7	14/4/2012 6:11	59.9	15/4/2012 23:21	64.2	17/4/2012 0:31	60.6	18/4/2012 1:41	58.4
12/4/2012 3:56	56.2	13/4/2012 5:06	58.5	14/4/2012 6:16	61.8	15/4/2012 23:26	63.5	17/4/2012 0:36	61.0	18/4/2012 1:46	59.9
12/4/2012 4:01	54.7	13/4/2012 5:11	58.6	14/4/2012 6:21	62.1	15/4/2012 23:31	64.5	17/4/2012 0:41	62.1	18/4/2012 1:51	58.5
12/4/2012 4:06	56.4	13/4/2012 5:16	59.4	14/4/2012 6:26	63.1	15/4/2012 23:36	63.6	17/4/2012 0:46	61.9	18/4/2012 1:56	59.1
12/4/2012 4:11	58.4	13/4/2012 5:21	58.3	14/4/2012 6:31	63.5	15/4/2012 23:41	64.1	17/4/2012 0:51	60.5	18/4/2012 2:01	62.8
12/4/2012 4:16	57.9	13/4/2012 5:26	60.5	14/4/2012 6:36	62.9	15/4/2012 23:46	64.4	17/4/2012 0:56	59.8	18/4/2012 2:06	59.8
12/4/2012 4:21	57.2	13/4/2012 5:31	59.8	14/4/2012 6:41	62.6	15/4/2012 23:51	64.0	17/4/2012 1:01	60.5	18/4/2012 2:11	58.9
12/4/2012 4:26	57.4	13/4/2012 5:36	58.4	14/4/2012 6:46	64.4	15/4/2012 23:56	63.0	17/4/2012 1:06	61.2	18/4/2012 2:16	61.1
12/4/2012 4:31	57.1	13/4/2012 5:41	60.2	14/4/2012 6:51	63.9	16/4/2012 0:01	62.1	17/4/2012 1:11	60.2	18/4/2012 2:21	58.3
12/4/2012 4:36	57.4	13/4/2012 5:46	61.1	14/4/2012 6:56	64.2	16/4/2012 0:06	62.2	17/4/2012 1:16	59.9	18/4/2012 2:26	59.0
12/4/2012 4:41	56.8	13/4/2012 5:51	59.8	14/4/2012 23:01	63.5	16/4/2012 0:11	61.4	17/4/2012 1:21	60.6	18/4/2012 2:31	59.1
12/4/2012 4:46	58.6	13/4/2012 5:56	59.5	14/4/2012 23:06	63.7	16/4/2012 0:16	61.1	17/4/2012 1:26	59.3	18/4/2012 2:36	59.2
12/4/2012 4:51	60.5	13/4/2012 6:01	60.9	14/4/2012 23:11	62.7	16/4/2012 0:21	63.0	17/4/2012 1:31	60.2	18/4/2012 2:41	58.4
12/4/2012 4:56	56.8	13/4/2012 6:06	60.0	14/4/2012 23:16	64.2	16/4/2012 0:26	60.9	17/4/2012 1:36	61.6	18/4/2012 2:46	60.0
12/4/2012 5:01	58.0	13/4/2012 6:11	59.9	14/4/2012 23:21	64.1	16/4/2012 0:31	62.0	17/4/2012 1:41	59.0	18/4/2012 2:51	57.8
12/4/2012 5:06	58.3	13/4/2012 6:16	61.8	14/4/2012 23:26	62.9	16/4/2012 0:36	61.7	17/4/2012 1:46	59.3	18/4/2012 2:56	59.2
12/4/2012 5:11	59.3	13/4/2012 6:21	62.1	14/4/2012 23:31	64.0	16/4/2012 0:41	60.5	17/4/2012 1:51	58.6	18/4/2012 3:01	57.1
12/4/2012 5:16	57.4	13/4/2012 6:26	63.1	14/4/2012 23:36	64.0	16/4/2012 0:46	62.6	17/4/2012 1:56	59.0	18/4/2012 3:06	57.2
12/4/2012 5:21	60.2	13/4/2012 6:31	63.5	14/4/2012 23:41	63.4	16/4/2012 0:51	61.2	17/4/2012 2:01	60.0	18/4/2012 3:11	58.8
12/4/2012 5:26	60.0	13/4/2012 6:36	62.9	14/4/2012 23:46	63.3	16/4/2012 0:56	61.6	17/4/2012 2:06	57.9	18/4/2012 3:16	58.2
12/4/2012 5:31	58.2	13/4/2012 6:41	62.6	14/4/2012 23:51	63.5	16/4/2012 1:01	61.0	17/4/2012 2:11	59.2	18/4/2012 3:21	58.2
12/4/2012 5:36	59.2	13/4/2012 6:46	64.4	14/4/2012 23:56	63.9	16/4/2012 1:06	62.4	17/4/2012 2:16	58.7	18/4/2012 3:26	57.6
12/4/2012 5:41	59.9	13/4/2012 6:51	63.9	15/4/2012 0:01	61.4	16/4/2012 1:11	60.3	17/4/2012 2:21	58.5	18/4/2012 3:31	58.6
12/4/2012 5:46	60.5	13/4/2012 6:56	64.2	15/4/2012 0:06	61.8	16/4/2012 1:16	61.2	17/4/2012 2:26	57.8	18/4/2012 3:36	59.1
12/4/2012 5:51	60.7	13/4/2012 23:01	63.5	15/4/2012 0:11	63.0	16/4/2012 1:21	59.3	17/4/2012 2:31	59.4	18/4/2012 3:41	58.8
12/4/2012 5:56	59.6	13/4/2012 23:06	63.7	15/4/2012 0:16	61.0	16/4/2012 1:26	61.0	17/4/2012 2:36	58.3	18/4/2012 3:46	58.9
12/4/2012 6:01	60.2	13/4/2012 23:11	62.7	15/4/2012 0:21	62.3	16/4/2012 1:31	60.5	17/4/2012 2:41	58.8	18/4/2012 3:51	57.6
12/4/2012 6:06	61.9	13/4/2012 23:16	64.2	15/4/2012 0:26	60.5	16/4/2012 1:36	62.0	17/4/2012 2:46	58.3	18/4/2012 3:56	57.4
12/4/2012 6:11	61.7	13/4/2012 23:21	64.1	15/4/2012 0:31	62.6	16/4/2012 1:41	58.4	17/4/2012 2:51	57.8	18/4/2012 4:01	55.7
12/4/2012 6:16	61.8	13/4/2012 23:26	62.9	15/4/2012 0:36	62.6	16/4/2012 1:46	60.0	17/4/2012 2:56	57.3	18/4/2012 4:06	56.4
12/4/2012 6:21	61.5	13/4/2012 23:31	64.0	15/4/2012 0:41	60.5	16/4/2012 1:51	58.9	17/4/2012 3:01	58.6	18/4/2012 4:11	56.3
12/4/2012 6:26	62.4	13/4/2012 23:36	64.0	15/4/2012 0:46	61.4	16/4/2012 1:56	59.5	17/4/2012 3:06	58.7	18/4/2012 4:16	57.3
12/4/2012 6:31	62.5	13/4/2012 23:41	63.4	15/4/2012 0:51	60.9	16/4/2012 2:01	60.2	17/4/2012 3:11	58.9	18/4/2012 4:21	59.4
12/4/2012 6:36	61.6	13/4/2012 23:46	63.3	15/4/2012 0:56	60.7	16/4/2012 2:06	59.4	17/4/2012 3:16	59.1	18/4/2012 4:26	56.7
12/4/2012 6:41	64.5	13/4/2012 23:51	63.5	15/4/2012 1:01	60.1	16/4/2012 2:11	58.9	17/4/2012 3:21	56.9	18/4/2012 4:31	57.1
12/4/2012 6:46	62.5	13/4/2012 23:56	63.9	15/4/2012 1:06	60.7	16/4/2012 2:16	59.9	17/4/2012 3:26	58.5	18/4/2012 4:36	58.3
12/4/2012 6:51	64.0	14/4/2012 0:01	62.4	15/4/2012 1:11	59.0	16/4/2012 2:21	57.7	17/4/2012 3:31	58.1	18/4/2012 4:41	55.2
12/4/2012 6:56	64.2	14/4/2012 0:06	62.9	15/4/2012 1:16	60.3	16/4/2012 2:26	59.7	17/4/2012 3:36	57.6	18/4/2012 4:46	57.3
12/4/2012 23:01	62.5	14/4/2012 0:11	61.7	15/4/2012 1:21	60.1	16/4/2012 2:31	60.0	17/4/2012 3:41	57.0	18/4/2012 4:51	59.2
12/4/2012 23:06	64.7	14/4/2012 0:16	61.5	15/4/2012 1:26	61.3	16/4/2012 2:36	58.6	17/4/2012 3:46	58.0	18/4/2012 4:56	56.5
12/4/2012 23:11	63.4	14/4/2012 0:21	63.2	15/4/2012 1:31	60.7	16/4/2012 2:41	59.0	17/4/2012 3:51	58.2	18/4/2012 5:01	57.4
12/4/2012 23:16	63.4	14/4/2012 0:26	61.8	15/4/2012 1:36	62.3	16/4/2012 2:46	61.0	17/4/2012 3:56	58.5	18/4/2012 5:06	57.0
12/4/2012 23:21	63.7	14/4/2012 0:31	61.9	15/4/2012 1:41	59.7	16/4/2012 2:51	57.3	17/4/2012 4:01	55.0	18/4/2012 5:11	56.6
12/4/2012 23:26	62.9	14/4/2012 0:36	61.5	15/4/2012 1:46	59.3	16/4/2012 2:56	60.2	17/4/2012 4:06	56.9	18/4/2012 5:16	58.1
12/4/2012 23:31	64.2	14/4/2012 0:41	60.8	15/4/2012 1:51	58.3	16/4/2012 3:01	58.6	17/4/2012 4:11	57.6	18/4/2012 5:21	59.3
12/4/2012 23:36	62.4	14/4/2012 0:46	61.5	15/4/2012 1:56	59.6	16/4/2012 3:06	60.6	17/4/2012 4:16	60.7	18/4/2012 5:26	60.0

Real-time Noise Data RTN1 (FEHD Hong Kong Transport Section Whitefield Depot)

18/4/2012 5:31	59.4	19/4/2012 6:41	64.2	20/4/2012 23:51	62.8	22/4/2012 1:01	62.4	23/4/2012 2:11	60.1	24/4/2012 3:21	59.0
18/4/2012 5:36	59.8	19/4/2012 6:46	64.8	20/4/2012 23:56	62.4	22/4/2012 1:06	62.4	23/4/2012 2:16	59.7	24/4/2012 3:26	61.0
18/4/2012 5:41	58.8	19/4/2012 6:51	64.0	21/4/2012 0:01	62.6	22/4/2012 1:11	63.7	23/4/2012 2:21	59.3	24/4/2012 3:31	59.7
18/4/2012 5:46	61.5	19/4/2012 6:56	64.7	21/4/2012 0:06	63.0	22/4/2012 1:16	62.9	23/4/2012 2:26	61.2	24/4/2012 3:36	58.6
18/4/2012 5:51	60.0	19/4/2012 23:01	63.9	21/4/2012 0:11	63.5	22/4/2012 1:21	61.3	23/4/2012 2:31	59.0	24/4/2012 3:41	59.0
18/4/2012 5:56	60.4	19/4/2012 23:06	63.9	21/4/2012 0:16	63.3	22/4/2012 1:26	62.1	23/4/2012 2:36	59.7	24/4/2012 3:46	60.0
18/4/2012 6:01	59.9	19/4/2012 23:11	63.7	21/4/2012 0:21	62.8	22/4/2012 1:31	62.4	23/4/2012 2:41	59.7	24/4/2012 3:51	59.6
18/4/2012 6:06	61.9	19/4/2012 23:16	63.7	21/4/2012 0:26	62.3	22/4/2012 1:36	62.3	23/4/2012 2:46	59.7	24/4/2012 3:56	59.4
18/4/2012 6:11	61.1	19/4/2012 23:21	64.2	21/4/2012 0:31	62.3	22/4/2012 1:41	61.7	23/4/2012 2:51	59.3	24/4/2012 4:01	59.2
18/4/2012 6:16	62.8	19/4/2012 23:26	63.8	21/4/2012 0:36	62.4	22/4/2012 1:46	61.7	23/4/2012 2:56	60.1	24/4/2012 4:06	59.3
18/4/2012 6:21	61.7	19/4/2012 23:31	64.0	21/4/2012 0:41	62.1	22/4/2012 1:51	60.9	23/4/2012 3:01	59.3	24/4/2012 4:11	58.7
18/4/2012 6:26	62.8	19/4/2012 23:36	63.4	21/4/2012 0:46	61.5	22/4/2012 1:56	62.6	23/4/2012 3:06	59.3	24/4/2012 4:16	58.9
18/4/2012 6:31	63.2	19/4/2012 23:41	63.7	21/4/2012 0:51	60.7	22/4/2012 2:01	61.6	23/4/2012 3:11	58.7	24/4/2012 4:21	59.1
18/4/2012 6:36	61.7	19/4/2012 23:46	63.4	21/4/2012 0:56	61.0	22/4/2012 2:06	60.8	23/4/2012 3:16	58.3	24/4/2012 4:26	58.8
18/4/2012 6:41	62.9	19/4/2012 23:51	63.5	21/4/2012 1:01	63.9	22/4/2012 2:11	61.1	23/4/2012 3:21	60.5	24/4/2012 4:31	59.3
18/4/2012 6:46	64.8	19/4/2012 23:56	63.2	21/4/2012 1:06	61.3	22/4/2012 2:16	61.1	23/4/2012 3:26	59.4	24/4/2012 4:36	59.2
18/4/2012 6:51	64.0	20/4/2012 0:01	63.2	21/4/2012 1:11	61.6	22/4/2012 2:21	61.3	23/4/2012 3:31	58.9	24/4/2012 4:41	58.4
18/4/2012 6:56	64.9	20/4/2012 0:06	63.3	21/4/2012 1:16	60.7	22/4/2012 2:26	61.0	23/4/2012 3:36	60.0	24/4/2012 4:46	58.9
18/4/2012 23:01	62.7	20/4/2012 0:11	63.0	21/4/2012 1:21	60.9	22/4/2012 2:31	61.1	23/4/2012 3:41	58.6	24/4/2012 4:51	59.2
18/4/2012 23:06	63.2	20/4/2012 0:16	62.6	21/4/2012 1:26	60.3	22/4/2012 2:36	61.4	23/4/2012 3:46	59.6	24/4/2012 4:56	58.4
18/4/2012 23:11	64.4	20/4/2012 0:21	63.3	21/4/2012 1:31	59.6	22/4/2012 2:41	60.4	23/4/2012 3:51	59.1	24/4/2012 5:01	59.0
18/4/2012 23:16	64.9	20/4/2012 0:26	63.3	21/4/2012 1:36	60.0	22/4/2012 2:46	61.5	23/4/2012 3:56	59.1	24/4/2012 5:06	60.0
18/4/2012 23:21	62.8	20/4/2012 0:31	62.8	21/4/2012 1:41	60.2	22/4/2012 2:51	60.7	23/4/2012 4:01	58.8	24/4/2012 5:11	59.5
18/4/2012 23:26	63.7	20/4/2012 0:36	62.8	21/4/2012 1:46	61.0	22/4/2012 2:56	60.9	23/4/2012 4:06	59.7	24/4/2012 5:16	60.0
18/4/2012 23:31	62.9	20/4/2012 0:41	62.5	21/4/2012 1:51	59.7	22/4/2012 3:01	60.7	23/4/2012 4:11	59.2	24/4/2012 5:21	59.7
18/4/2012 23:36	63.4	20/4/2012 0:46	61.8	21/4/2012 1:56	59.5	22/4/2012 3:06	60.0	23/4/2012 4:16	59.1	24/4/2012 5:26	60.3
18/4/2012 23:41	64.5	20/4/2012 0:51	61.7	21/4/2012 2:01	59.5	22/4/2012 3:11	60.4	23/4/2012 4:21	59.1	24/4/2012 5:31	59.8
18/4/2012 23:46	63.3	20/4/2012 0:56	60.9	21/4/2012 2:06	59.4	22/4/2012 3:16	62.2	23/4/2012 4:26	59.8	24/4/2012 5:36	60.3
18/4/2012 23:51	64.2	20/4/2012 1:01	61.0	21/4/2012 2:11	59.3	22/4/2012 3:21	60.6	23/4/2012 4:31	58.1	24/4/2012 5:41	60.5
18/4/2012 23:56	63.3	20/4/2012 1:06	61.3	21/4/2012 2:16	60.4	22/4/2012 3:26	60.3	23/4/2012 4:36	60.0	24/4/2012 5:46	60.1
19/4/2012 0:01	63.9	20/4/2012 1:11	60.1	21/4/2012 2:21	59.5	22/4/2012 3:31	60.1	23/4/2012 4:41	59.2	24/4/2012 5:51	60.3
19/4/2012 0:06	63.1	20/4/2012 1:16	62.2	21/4/2012 2:26	59.6	22/4/2012 3:36	60.9	23/4/2012 4:46	59.7	24/4/2012 5:56	63.4
19/4/2012 0:11	63.1	20/4/2012 1:21	61.3	21/4/2012 2:31	59.6	22/4/2012 3:41	60.0	23/4/2012 4:51	59.3	24/4/2012 6:01	61.9
19/4/2012 0:16	63.2	20/4/2012 1:26	60.0	21/4/2012 2:36	59.8	22/4/2012 3:46	60.4	23/4/2012 4:56	59.9	24/4/2012 6:06	60.9
19/4/2012 0:21	62.7	20/4/2012 1:31	61.2	21/4/2012 2:41	59.9	22/4/2012 3:51	60.3	23/4/2012 5:01	59.2	24/4/2012 6:11	61.5
19/4/2012 0:26	63.4	20/4/2012 1:36	60.4	21/4/2012 2:46	59.3	22/4/2012 3:56	61.2	23/4/2012 5:06	59.3	24/4/2012 6:16	61.2
19/4/2012 0:31	62.4	20/4/2012 1:41	60.1	21/4/2012 2:51	59.0	22/4/2012 4:01	60.3	23/4/2012 5:11	59.5	24/4/2012 6:21	62.0
19/4/2012 0:36	62.6	20/4/2012 1:46	60.5	21/4/2012 2:56	60.3	22/4/2012 4:06	60.4	23/4/2012 5:16	59.1	24/4/2012 6:26	61.3
19/4/2012 0:41	62.4	20/4/2012 1:51	60.7	21/4/2012 3:01	58.3	22/4/2012 4:11	59.9	23/4/2012 5:21	60.2	24/4/2012 6:31	62.9
19/4/2012 0:46	61.8	20/4/2012 1:56	60.0	21/4/2012 3:06	58.6	22/4/2012 4:16	61.8	23/4/2012 5:26	59.7	24/4/2012 6:36	62.6
19/4/2012 0:51	62.3	20/4/2012 2:01	59.9	21/4/2012 3:11	58.9	22/4/2012 4:21	60.2	23/4/2012 5:31	59.4	24/4/2012 6:41	62.5
19/4/2012 0:56	62.4	20/4/2012 2:06	60.2	21/4/2012 3:16	58.0	22/4/2012 4:26	60.5	23/4/2012 5:36	60.8	24/4/2012 6:46	62.6
19/4/2012 1:01	60.9	20/4/2012 2:11	59.9	21/4/2012 3:21	59.1	22/4/2012 4:31	60.7	23/4/2012 5:41	59.7	24/4/2012 6:51	63.4
19/4/2012 1:06	60.6	20/4/2012 2:16	59.7	21/4/2012 3:26	58.9	22/4/2012 4:36	60.4	23/4/2012 5:46	60.6	24/4/2012 6:56	61.5
19/4/2012 1:11	61.5	20/4/2012 2:21	60.2	21/4/2012 3:31	59.4	22/4/2012 4:41	60.0	23/4/2012 5:51	60.1	24/4/2012 23:01	63.2
19/4/2012 1:16	61.3	20/4/2012 2:26	59.9	21/4/2012 3:36	58.7	22/4/2012 4:46	60.9	23/4/2012 5:56	61.2	24/4/2012 23:06	63.4
19/4/2012 1:21	61.3	20/4/2012 2:31	59.9	21/4/2012 3:41	57.6	22/4/2012 4:51	61.2	23/4/2012 6:01	60.9	24/4/2012 23:11	63.2
19/4/2012 1:26	60.5	20/4/2012 2:36	59.2	21/4/2012 3:46	58.0	22/4/2012 4:56	60.5	23/4/2012 6:06	60.7	24/4/2012 23:16	64.4
19/4/2012 1:31	60.2	20/4/2012 2:41	59.6	21/4/2012 3:51	59.5	22/4/2012 5:01	60.8	23/4/2012 6:11	60.7	24/4/2012 23:21	62.5
19/4/2012 1:36	60.9	20/4/2012 2:46	59.9	21/4/2012 3:56	58.7	22/4/2012 5:06	61.0	23/4/2012 6:16	62.3	24/4/2012 23:26	62.8
19/4/2012 1:41	60.9	20/4/2012 2:51	59.3	21/4/2012 4:01	58.7	22/4/2012 5:11	61.3	23/4/2012 6:21	61.8	24/4/2012 23:31	62.9
19/4/2012 1:46	60.1	20/4/2012 2:56	60.4	21/4/2012 4:06	58.2	22/4/2012 5:16	60.9	23/4/2012 6:26	62.3	24/4/2012 23:36	62.5
19/4/2012 1:51	60.0	20/4/2012 3:01	59.1	21/4/2012 4:11	58.6	22/4/2012 5:21	61.3	23/4/2012 6:31	62.5	24/4/2012 23:41	63.2
19/4/2012 1:56	59.6	20/4/2012 3:06	58.0	21/4/2012 4:16	57.3	22/4/2012 5:26	60.7	23/4/2012 6:36	62.3	24/4/2012 23:46	63.3
19/4/2012 2:01	60.2	20/4/2012 3:11	58.8	21/4/2012 4:21	58.0	22/4/2012 5:31	62.0	23/4/2012 6:41	63.6	24/4/2012 23:51	63.0
19/4/2012 2:06	59.5	20/4/2012 3:16	58.0	21/4/2012 4:26	58.5	22/4/2012 5:36	61.4	23/4/2012 6:46	61.4	24/4/2012 23:56	62.5
19/4/2012 2:11	61.6	20/4/2012 3:21	58.1	21/4/2012 4:31	58.2	22/4/2012 5:41	62.5	23/4/2012 6:51	62.8	25/4/2012 0:01	63.1
19/4/2012 2:16	59.4	20/4/2012 3:26	58.3	21/4/2012 4:36	58.3	22/4/2012 5:46	61.7	23/4/2012 6:56	62.7	25/4/2012 0:06	62.8
19/4/2012 2:21	60.7	20/4/2012 3:31	58.1	21/4/2012 4:41	59.5	22/4/2012 5:51	62.1	23/4/2012 23:01	63.1	25/4/2012 0:11	62.7
19/4/2012 2:26	59.7	20/4/2012 3:36	58.1	21/4/2012 4:46	59.5	22/4/2012 5:56	61.9	23/4/2012 23:06	63.3	25/4/2012 0:16	63.1
19/4/2012 2:31	59.1	20/4/2012 3:41	60.0	21/4/2012 4:51	59.7	22/4/2012 6:01	62.9	23/4/2012 23:11	62.5	25/4/2012 0:21	62.3
19/4/2012 2:36	59.4	20/4/2012 3:46	57.7	21/4/2012 4:56	60.0	22/4/2012 6:06	62.6	23/4/2012 23:16	62.9	25/4/2012 0:26	62.7
19/4/2012 2:41	59.9	20/4/2012 3:51	62.8	21/4/2012 5:01	59.4	22/4/2012 6:11	62.4	23/4/2012 23:21	64.2	25/4/2012 0:31	61.6
19/4/2012 2:46	59.2	20/4/2012 3:56	57.8	21/4/2012 5:06	59.0	22/4/2012 6:16	62.3	23/4/2012 23:26	62.8	25/4/2012 0:36	61.5
19/4/2012 2:51	59.4	20/4/2012 4:01	56.2	21/4/2012 5:11	60.4	22/4/2012 6:21	63.4	23/4/2012 23:31	62.0	25/4/2012 0:41	61.5
19/4/2012 2:56	58.7	20/4/2012 4:06	58.0	21/4/2012 5:16	60.5	22/4/2012 6:26	63.0	23/4/2012 23:36	63.4	25/4/2012 0:46	61.1
19/4/2012 3:01	58.9	20/4/2012 4:11	57.9	21/4/2012 5:21	61.1	22/4/2012 6:31	63.6	23/4/2012 23:41	62.7	25/4/2012 0:51	60.9
19/4/2012 3:06	59.0	20/4/2012 4:16	58.1	21/4/2012 5:26	61.0	22/4/2012 6:36	64.7	23/4/2012 23:46	62.4	25/4/2012 0:56	61.3
19/4/2012 3:11	60.3	20/4/2012 4:21	57.8	21/4/2012 5:31	60.5	22/4/2012 6:41	64.3	23/4/2012 23:51	63.2	25/4/2012 1:01	61.0
19/4/2012 3:16	58.8	20/4/2012 4:26	57.3	21/4/2012 5:36	59.8	22/4/2012 6:46	63.2	23/4/2012 23:56	63.2	25/4/2012 1:06	60.7
19/4/2012 3:21	58.7	20/4/2012 4:31	58.1	21/4/2012 5:41	60.6	22/4/2012 6:51	63.1	24/4/2012 0:01	62.7	25/4/2012 1:11	61.0
19/4/2012 3:26	58.6	20/4/2012 4:36	57.2	21/4/2012 5:46	61.1	22/4/2012 6:56	63.0	24/4/2012 0:06	62.5	25/4/2012 1:16	61.1
19/4/2012 3:31	62.3	20/4/2012 4:41	59.0	21/4/2012 5:51	60.5	22/4/2012 23:01	63.0	24/4/2012 0:11	63.8	25/4/2012 1:21	60.3
19/4/2012 3:36	58.9	20/4/2012 4:46	57.5	21/4/2012 5:56	62.4	22/4/2012 23:06	63.2	24/4/2012 0:16	61.9	25/4/2012 1:26	61.2
19/4/2012 3:41	58.3	20/4/2012 4:51	58.7	21/4/2012 6:01	62.2	22/4/2012 23:11	63.5	24/4/2012 0:21	63.3	25/4/2012 1:31	60.1
19/4/2012 3:46	60.1	20/4/2012 4:56	58.3	21/4/2012 6:06	61.9	22/4/2012 23:16	63.7	24/4/2012 0:26	62.3	25/4/2012 1:36	60.5
19/4/2012 3:51	58.6	20/4/2012 5:01	58.5	21/4/2012 6:11	62.6	22/4/2012 23:21	64.2	24/4/2012 0:31	62.7	25/4/2012 1:41	59.8
19/4/2012 3:56	59.2	20/4/2012 5:06	59.5	21/4/2012 6:16	62.3	22/4/2012 23:26	64.1	24/4/2012 0:36	62.7	25/4/2012 1:46	59.5
19/4/2012 4:01	58.7	20/4/2012 5:11	59.1	21/4/2012 6:21	63.1	22/4/2012 23:31	63.5	24/4/2012 0:41	61.9	25/4/2012 1:51	60.7
19/4/2012 4:06	58.8	20/4/2012 5:16	58.5	21/4/2012 6:26	63.5	22/4/2012 23:36	63.5	24/4/2012 0:46	60.7	25/4/2012 1:56	60.4
19/4/2012 4:11	58.2	20/4/2012 5:21	60.7	21/4/2012 6:31	63.4	22/4/2012 23:41	63.2	24/4/2012 0:51	61.1	25/4/2012 2:01	59.4
19/4/2012 4:16	58.4	20/4/2012 5:26	58.6	21/4/2012 6:36	64.1	22/4/2012 23:46	65.0	24/4/2012 0:56	61.3	25/4/2012 2:06	58.9
19/4/2012 4:21	58.6	20/4/2012 5:31	60.4	21/4/2012 6:41	64.3	22/4/2012 23:51	65.0	24/4/2012 1:01	61.0	25/4/2012 2:11	59.3
19/4/2012 4:26	58.5	20/4/2012 5:36	59.5	21/4/2012 6:46	64.4	22/4/2012 23:56	63.3	24/4/2012 1:06	61.2	25/4/2012 2:16	58.8
19/4/2012 4:31	59.4	20/4/2012 5:41	60.1	21/4/2012 6:51	64.7	23/4/2012 0:01	63.6	24/4/2012 1:11	60.7	25/4/2012 2:21	60.1
19/4/2012 4:36	58.6	20/4/2012 5:46	60.9	21/4/2012 6:56	64.4	23/4/2012 0:06	63.6	24/4/2012 1:16	59.9	25/4/2012 2:26	59.4
19/4/2012 4:41	58.8	20/4/2012 5:51	60.9	21/4/2012 23:01	63.9	23/4/2012 0:11	63.6	24/4/2012 1:21	61.5	25/4/2012 2:31	59.3
19/4/2012 4:46	58.5	20/4/2012 5:56	60.8	21/4/2012 23:06	63.8	23/4/2012 0:16	62.5	24/4/2012 1:26	60.5	25/4/2012 2:36	58.6
19/4/2012 4:51	58.4	20/4/2012 6:01	61.8	21/4/2012 23:11	64.5	23/4/2012 0:21	63.0	24/4/2012 1:31	60.5	25/4/2012 2:41	59.2
19/4/2012 4:56	58.6	20/4/2012 6:06	62.0	21/4/2012 23:16	63.7	23/4/2012 0:26	62.6	24/4/2012 1:36	60.9	25/4/2012 2:46	59.2
19/4/2012 5:01	60.1	20/4/2012 6:11	62.3	21/4/2012 23:21	64.4	23/4/2012 0:31	62.8	24/4/2012 1:41	59.9	25/4/2012 2:51	58.1
19/4/2012 5:06	60.2	20/4/2012 6:16	62.1	21/4/2012 23:26	63.7	23/4/2012 0:36	61.8	24/4/2012 1:46	60.5	25/4/2012 2:56	58.7
19/4/2012 5:11	58.7	20/4/2012 6:21	62.7	21/4/2012 23:31	63.6	23/4/2012 0:41	63.6	24/4/2012 1:51	60.4	25/4/2012 3:01	60.6
19/4/2012 5:16	60.2	20/4/2012 6:26	63.1	21/4/2012 23:36	64.4	23/4/2012 0:46	61.8	24/4/2012 1:56	60.6	25/4/2012 3:06	58.7
19/4/2012 5:21	59.6	20/4/2012 6:31	62.6	21/4/2012 23:41	64.0	23/4/2012 0:51	63.4	24/4/2012 2:01	60.3	25/4/2012 3:11	58.7
19/4/2012 5:26	59.7	20/4/2012 6:36	63.9	21/4/2012 23:46	65.3	23/4/2012 0:56	61.6	24/4/2012 2:06	59.7	25/4/2012 3:16	57.9
19/4/2012 5:31	60.6	20/4/2012 6:41	63.2	21/4/2012 23:51	63.5	23/4/2012 1:01	61.9	24/4/2012 2:11	60.0	25/4/2012 3:21	58.1
19/4/2012 5:36	60.7	20/4/2012 6:46	64.4	21/4/2012 23:56	64.0	23/4/2012 1:06	61.2	24/4/2012 2:16	60.1	25/4/2012 3:26	59.2
19/4/2012 5:41	60.2	20/4/2012 6:51	64.1	22/4/2012 0:01	63.7	23/4/2012 1:11	62.0	24/4/2012 2:21	60.2	25/4/2012 3:31	58.4
19/4/2012 5:46	63.1	20/4/2012 6:56	64.1	22/4/2012 0:06	63.4	23/4/2012 1:16	62.5	24/4/2012 2:26	60.5	25/4/2012 3:36	58.4
19/4/2012 5:51	64.4	20/4/2012 23:01	63.6	22/4/2012 0:11	63.7	23/4/2012 1:21	61.5	24/4/2012 2:31	61.0	25/4/2012 3:41	58.4
19/4/2012 5:56	61.0	20/4/2012 23:06	64.0	22/4/2012 0:16	63.0	23/4/2012 1:26	60.5	24/4/2012 2:36	60.5	25/4/2012 3:46	57.5
19/4/2012 6:01	62.3	20/4/2012 23:11	64.6	22/4/2012 0:21	63.6	23/4/2012 1:31	61.0	24/4/2012 2:41	59.4	25/4/2012 3:51	58.1
19/4/2012 6:06	63.8	20/4/2012 23:16	63.7	22/4/2012 0:26	63.0	23/4/2012 1:36	60.7	24/4/2012 2:46	60.1	25/4/2012 3:56	58.2
19/4/2012 6:11	62.8	20/4/2012 23:21	63.8	22/4/2012 0:31	62.8	23/4/2012 1:41	61.1	24/4/2012 2:51	59.4	25/4/2012 4:01	61.1
19/4/2012 6:16	63.1	20/4/2012 23:26	63.3	22/4/2012 0:36	62.6	23/4/2012 1:46	60.2	24/4/2012 2:56	60.5	25/4/2012 4:06	58.8
19/4/2012 6:21	62.8	20/4/2012 23:31	63.3	22/4/2012 0:41	62.0	23/4/2012 1:51	60.1	24/4/2012 3:01	59.1	25/4/2012 4:11	58.2
19/4/2012 6:26	63.8	20/4/2012 23:36	63.4	22/4/2012 0:46	62.4	23/4/2012 1:56	60.7	24/4/2012 3:06	59.4	25/4/2012 4:16	58.7
19/4/2012 6:31	62.8	20/4/2012 23:41	63.5	22/4/2012 0:51	62.3	23/4/2012 2:01	60.2	24/4/2012 3:11	59.2	25/4/2012 4:21	57.6
19/4/2012 6:36	64.4	20/4/2012 23:46	63.5	22/4/2012 0:56	61.7	23/4/2012 2:06	59.7	24/4/2012 3:16	59.3	25/4/2012 4:26	57.9

Real-time Noise Data RTN1 (FEHD Hong Kong Transport Section Whitefield Depot)

25/4/2012 4:31	58.7	26/4/2012 5:41	59.2	27/4/2012 6:51	62.4
25/4/2012 4:36	59.2	26/4/2012 5:46	61.5	27/4/2012 6:56	63.3
25/4/2012 4:41	59.7	26/4/2012 5:51	60.0	27/4/2012 23:01	63.1
25/4/2012 4:46	58.3	26/4/2012 5:56	59.8	27/4/2012 23:06	63.9
25/4/2012 4:51	59.5	26/4/2012 6:01	61.6	27/4/2012 23:11	63.1
25/4/2012 4:56	59.6	26/4/2012 6:06	59.8	27/4/2012 23:16	64.8
25/4/2012 5:01	59.7	26/4/2012 6:11	62.9	27/4/2012 23:21	63.8
25/4/2012 5:06	57.9	26/4/2012 6:16	61.0	27/4/2012 23:26	63.7
25/4/2012 5:11	58.7	26/4/2012 6:21	62.0	27/4/2012 23:31	63.9
25/4/2012 5:16	59.2	26/4/2012 6:26	62.4	27/4/2012 23:36	63.2
25/4/2012 5:21	58.2	26/4/2012 6:31	63.3	27/4/2012 23:41	63.2
25/4/2012 5:26	60.3	26/4/2012 6:36	62.1	27/4/2012 23:46	63.0
25/4/2012 5:31	59.5	26/4/2012 6:41	63.8	27/4/2012 23:51	63.2
25/4/2012 5:36	60.8	26/4/2012 6:46	63.9	27/4/2012 23:56	63.2
25/4/2012 5:41	61.0	26/4/2012 6:51	65.1		
25/4/2012 5:46	60.0	26/4/2012 6:56	63.4		
25/4/2012 5:51	60.4	26/4/2012 23:01	64.8		
25/4/2012 5:56	60.1	26/4/2012 23:06	63.1		
25/4/2012 6:01	61.5	26/4/2012 23:11	65.0		
25/4/2012 6:06	60.8	26/4/2012 23:16	63.4		
25/4/2012 6:11	61.1	26/4/2012 23:21	65.4		
25/4/2012 6:16	60.9	26/4/2012 23:26	64.4		
25/4/2012 6:21	61.0	26/4/2012 23:31	64.9		
25/4/2012 6:26	62.0	26/4/2012 23:36	64.6		
25/4/2012 6:31	62.1	26/4/2012 23:41	63.1		
25/4/2012 6:36	63.0	26/4/2012 23:46	63.9		
25/4/2012 6:41	62.4	26/4/2012 23:51	63.3		
25/4/2012 6:46	62.3	26/4/2012 23:56	64.0		
25/4/2012 6:51	62.1	27/4/2012 0:01	60.4		
25/4/2012 6:56	62.3	27/4/2012 0:06	60.8		
25/4/2012 23:01	62.9	27/4/2012 0:11	60.0		
25/4/2012 23:06	63.6	27/4/2012 0:16	59.9		
25/4/2012 23:11	63.4	27/4/2012 0:21	60.4		
25/4/2012 23:16	63.9	27/4/2012 0:26	60.3		
25/4/2012 23:21	63.9	27/4/2012 0:31	60.1		
25/4/2012 23:26	63.8	27/4/2012 0:36	59.8		
25/4/2012 23:31	65.3	27/4/2012 0:41	60.3		
25/4/2012 23:36	63.8	27/4/2012 0:46	59.4		
25/4/2012 23:41	62.8	27/4/2012 0:51	59.4		
25/4/2012 23:46	62.8	27/4/2012 0:56	60.1		
25/4/2012 23:51	62.3	27/4/2012 1:01	58.6		
25/4/2012 23:56	63.7	27/4/2012 1:06	59.4		
26/4/2012 0:01	63.6	27/4/2012 1:11	58.4		
26/4/2012 0:06	61.5	27/4/2012 1:16	58.6		
26/4/2012 0:11	62.6	27/4/2012 1:21	58.5		
26/4/2012 0:16	60.5	27/4/2012 1:26	58.0		
26/4/2012 0:21	62.8	27/4/2012 1:31	57.8		
26/4/2012 0:26	62.9	27/4/2012 1:36	57.6		
26/4/2012 0:31	61.1	27/4/2012 1:41	58.5		
26/4/2012 0:36	61.8	27/4/2012 1:46	58.0		
26/4/2012 0:41	62.0	27/4/2012 1:51	57.8		
26/4/2012 0:46	61.5	27/4/2012 1:56	57.9		
26/4/2012 0:51	61.2	27/4/2012 2:01	58.2		
26/4/2012 0:56	61.3	27/4/2012 2:06	57.5		
26/4/2012 1:01	60.6	27/4/2012 2:11	57.1		
26/4/2012 1:06	60.4	27/4/2012 2:16	57.4		
26/4/2012 1:11	60.8	27/4/2012 2:21	57.8		
26/4/2012 1:16	60.9	27/4/2012 2:26	56.9		
26/4/2012 1:21	59.9	27/4/2012 2:31	58.4		
26/4/2012 1:26	58.4	27/4/2012 2:36	57.0		
26/4/2012 1:31	60.1	27/4/2012 2:41	57.2		
26/4/2012 1:36	62.0	27/4/2012 2:46	57.1		
26/4/2012 1:41	59.1	27/4/2012 2:51	57.1		
26/4/2012 1:46	59.7	27/4/2012 2:56	56.8		
26/4/2012 1:51	58.6	27/4/2012 3:01	57.2		
26/4/2012 1:56	57.9	27/4/2012 3:06	58.0		
26/4/2012 2:01	61.1	27/4/2012 3:11	56.5		
26/4/2012 2:06	60.2	27/4/2012 3:16	56.7		
26/4/2012 2:11	59.5	27/4/2012 3:21	56.4		
26/4/2012 2:16	60.2	27/4/2012 3:26	56.9		
26/4/2012 2:21	59.8	27/4/2012 3:31	57.1		
26/4/2012 2:26	59.4	27/4/2012 3:36	57.4		
26/4/2012 2:31	60.7	27/4/2012 3:41	57.2		
26/4/2012 2:36	58.7	27/4/2012 3:46	57.2		
26/4/2012 2:41	58.0	27/4/2012 3:51	57.2		
26/4/2012 2:46	59.5	27/4/2012 3:56	57.2		
26/4/2012 2:51	59.2	27/4/2012 4:01	56.7		
26/4/2012 2:56	59.3	27/4/2012 4:06	56.4		
26/4/2012 3:01	59.2	27/4/2012 4:11	57.1		
26/4/2012 3:06	58.5	27/4/2012 4:16	56.4		
26/4/2012 3:11	59.5	27/4/2012 4:21	57.2		
26/4/2012 3:16	60.4	27/4/2012 4:26	56.6		
26/4/2012 3:21	58.3	27/4/2012 4:31	57.6		
26/4/2012 3:26	57.5	27/4/2012 4:36	57.2		
26/4/2012 3:31	59.5	27/4/2012 4:41	57.7		
26/4/2012 3:36	57.6	27/4/2012 4:46	57.0		
26/4/2012 3:41	58.7	27/4/2012 4:51	57.8		
26/4/2012 3:46	59.3	27/4/2012 4:56	57.4		
26/4/2012 3:51	57.1	27/4/2012 5:01	58.6		
26/4/2012 3:56	58.0	27/4/2012 5:06	58.6		
26/4/2012 4:01	57.2	27/4/2012 5:11	58.3		
26/4/2012 4:06	57.4	27/4/2012 5:16	58.1		
26/4/2012 4:11	58.5	27/4/2012 5:21	57.6		
26/4/2012 4:16	58.3	27/4/2012 5:26	59.3		
26/4/2012 4:21	58.0	27/4/2012 5:31	57.9		
26/4/2012 4:26	56.6	27/4/2012 5:36	59.2		
26/4/2012 4:31	58.2	27/4/2012 5:41	58.9		
26/4/2012 4:36	57.7	27/4/2012 5:46	58.2		
26/4/2012 4:41	56.1	27/4/2012 5:51	59.3		
26/4/2012 4:46	57.9	27/4/2012 5:56	58.9		
26/4/2012 4:51	59.9	27/4/2012 6:01	59.5		
26/4/2012 4:56	57.4	27/4/2012 6:06	59.6		
26/4/2012 5:01	58.2	27/4/2012 6:11	60.1		
26/4/2012 5:06	58.4	27/4/2012 6:16	60.4		
26/4/2012 5:11	58.4	27/4/2012 6:21	61.7		
26/4/2012 5:16	58.8	27/4/2012 6:26	61.2		
26/4/2012 5:21	59.8	27/4/2012 6:31	61.7		
26/4/2012 5:26	58.6	27/4/2012 6:36	62.3		
26/4/2012 5:31	58.8	27/4/2012 6:41	62.3		
26/4/2012 5:36	60.1	27/4/2012 6:46	62.1		

*Exceedance recorded during monitoring compliance check with NCO

Real-time Noise Data RTN2 (Oil Street Community Liaison Centre)

Normal Day 07:00-19:00																	
28/3/2012 7:01	59.6	28/3/2012 16:06	68.2	29/3/2012 13:16	67.9	30/3/2012 10:26	67.3	31/3/2012 7:36	62.7	31/3/2012 16:46	66.6
28/3/2012 7:06	63.4	28/3/2012 16:11	66.2	29/3/2012 13:21	66.1	30/3/2012 10:31	67.6	31/3/2012 7:41	62.3	31/3/2012 16:51	66.8
28/3/2012 7:11	62.1	28/3/2012 16:16	66.4	29/3/2012 13:26	65.5	30/3/2012 10:36	67.8	31/3/2012 7:46	64.1	31/3/2012 16:56	66.8
28/3/2012 7:16	64.1	28/3/2012 16:21	65.8	29/3/2012 13:31	68.2	30/3/2012 10:41	67.7	31/3/2012 7:51	64.1	31/3/2012 17:01	65.6
28/3/2012 7:21	60.3	28/3/2012 16:26	64.2	29/3/2012 13:36	68.0	30/3/2012 10:46	68.2	31/3/2012 7:56	62.7	31/3/2012 17:06	65.7
28/3/2012 7:26	62.1	28/3/2012 16:31	65.4	29/3/2012 13:41	68.2	30/3/2012 10:51	68.9	31/3/2012 8:01	63.5	31/3/2012 17:11	67.5
28/3/2012 7:31	61.1	28/3/2012 16:36	66.4	29/3/2012 13:46	66.2	30/3/2012 10:56	66.0	31/3/2012 8:06	66.0	31/3/2012 17:16	67.7
28/3/2012 7:36	61.4	28/3/2012 16:41	66.5	29/3/2012 13:51	67.0	30/3/2012 11:01	66.5	31/3/2012 8:11	64.6	31/3/2012 17:21	65.9
28/3/2012 7:41	61.7	28/3/2012 16:46	65.2	29/3/2012 13:56	68.0	30/3/2012 11:06	65.1	31/3/2012 8:16	63.8	31/3/2012 17:26	66.8
28/3/2012 7:46	63.7	28/3/2012 16:51	65.8	29/3/2012 14:01	68.4	30/3/2012 11:11	66.2	31/3/2012 8:21	65.4	31/3/2012 17:31	67.3
28/3/2012 7:51	64.9	28/3/2012 16:56	64.8	29/3/2012 14:06	66.8	30/3/2012 11:16	68.0	31/3/2012 8:26	64.9	31/3/2012 17:36	67.4
28/3/2012 7:56	64.1	28/3/2012 17:01	66.3	29/3/2012 14:11	67.9	30/3/2012 11:21	65.1	31/3/2012 8:31	64.0	31/3/2012 17:41	66.8
28/3/2012 8:01	62.5	28/3/2012 17:06	65.7	29/3/2012 14:16	67.9	30/3/2012 11:26	66.8	31/3/2012 8:36	64.4	31/3/2012 17:46	67.3
28/3/2012 8:06	66.1	28/3/2012 17:11	67.0	29/3/2012 14:21	67.3	30/3/2012 11:31	66.8	31/3/2012 8:41	64.1	31/3/2012 17:51	65.9
28/3/2012 8:11	64.0	28/3/2012 17:16	67.4	29/3/2012 14:26	65.5	30/3/2012 11:36	67.9	31/3/2012 8:46	65.2	31/3/2012 17:56	67.7
28/3/2012 8:16	63.9	28/3/2012 17:21	67.2	29/3/2012 14:31	65.7	30/3/2012 11:41	72.5	31/3/2012 8:51	64.3	31/3/2012 18:01	68.5
28/3/2012 8:21	65.3	28/3/2012 17:26	67.1	29/3/2012 14:36	67.4	30/3/2012 11:46	68.8	31/3/2012 8:56	62.5	31/3/2012 18:06	64.3
28/3/2012 8:26	63.9	28/3/2012 17:31	68.6	29/3/2012 14:41	64.5	30/3/2012 11:51	66.7	31/3/2012 9:01	63.7	31/3/2012 18:11	65.4
28/3/2012 8:31	66.1	28/3/2012 17:36	68.4	29/3/2012 14:46	65.8	30/3/2012 11:56	64.7	31/3/2012 9:06	63.3	31/3/2012 18:16	65.5
28/3/2012 8:36	65.1	28/3/2012 17:41	68.1	29/3/2012 14:51	67.5	30/3/2012 12:01	66.0	31/3/2012 9:11	62.7	31/3/2012 18:21	66.6
28/3/2012 8:41	64.1	28/3/2012 17:46	66.8	29/3/2012 14:56	68.0	30/3/2012 12:06	64.1	31/3/2012 9:16	61.8	31/3/2012 18:26	66.2
28/3/2012 8:46	64.6	28/3/2012 17:51	65.1	29/3/2012 15:01	66.4	30/3/2012 12:11	62.8	31/3/2012 9:21	64.6	31/3/2012 18:31	66.1
28/3/2012 8:51	64.2	28/3/2012 17:56	67.7	29/3/2012 15:06	66.0	30/3/2012 12:16	62.6	31/3/2012 9:26	64.4	31/3/2012 18:36	66.9
28/3/2012 8:56	64.7	28/3/2012 18:01	68.4	29/3/2012 15:11	66.5	30/3/2012 12:21	64.5	31/3/2012 9:31	63.9	31/3/2012 18:41	67.2
28/3/2012 9:01	64.0	28/3/2012 18:06	65.7	29/3/2012 15:16	65.0	30/3/2012 12:26	63.6	31/3/2012 9:36	64.2	31/3/2012 18:46	66.7
28/3/2012 9:06	63.2	28/3/2012 18:11	65.0	29/3/2012 15:21	64.9	30/3/2012 12:31	64.7	31/3/2012 9:41	65.1	31/3/2012 18:51	65.4
28/3/2012 9:11	61.8	28/3/2012 18:16	66.9	29/3/2012 15:26	66.6	30/3/2012 12:36	62.1	31/3/2012 9:46	65.4	31/3/2012 18:56	66.1
28/3/2012 9:16	62.0	28/3/2012 18:21	65.3	29/3/2012 15:31	67.2	30/3/2012 12:41	62.2	31/3/2012 9:51	64.7	2/4/2012 7:01	61.2
28/3/2012 9:21	64.2	28/3/2012 18:26	66.0	29/3/2012 15:36	69.1	30/3/2012 12:46	63.3	31/3/2012 9:56	65.2	2/4/2012 7:06	62.8
28/3/2012 9:26	64.2	28/3/2012 18:31	68.4	29/3/2012 15:41	66.1	30/3/2012 12:51	63.8	31/3/2012 10:01	65.1	2/4/2012 7:11	61.2
28/3/2012 9:31	63.7	28/3/2012 18:36	66.7	29/3/2012 15:46	67.4	30/3/2012 12:56	64.8	31/3/2012 10:06	66.4	2/4/2012 7:16	64.2
28/3/2012 9:36	63.4	28/3/2012 18:41	66.4	29/3/2012 15:51	66.2	30/3/2012 13:01	63.7	31/3/2012 10:11	67.6	2/4/2012 7:21	61.2
28/3/2012 9:41	63.9	28/3/2012 18:46	67.9	29/3/2012 15:56	66.6	30/3/2012 13:06	64.5	31/3/2012 10:16	64.6	2/4/2012 7:26	60.3
28/3/2012 9:46	64.3	28/3/2012 18:51	66.5	29/3/2012 16:01	66.0	30/3/2012 13:11	65.9	31/3/2012 10:21	67.3	2/4/2012 7:31	59.9
28/3/2012 9:51	64.3	28/3/2012 18:56	63.2	29/3/2012 16:06	66.1	30/3/2012 13:16	66.8	31/3/2012 10:26	65.4	2/4/2012 7:36	60.7
28/3/2012 9:56	64.3	29/3/2012 7:01	60.7	29/3/2012 16:11	66.2	30/3/2012 13:21	64.8	31/3/2012 10:31	66.2	2/4/2012 7:41	63.1
28/3/2012 10:01	65.8	29/3/2012 7:06	61.1	29/3/2012 16:16	64.8	30/3/2012 13:26	66.3	31/3/2012 10:36	67.8	2/4/2012 7:46	63.6
28/3/2012 10:06	65.3	29/3/2012 7:11	62.0	29/3/2012 16:21	67.7	30/3/2012 13:31	68.8	31/3/2012 10:41	68.8	2/4/2012 7:51	64.3
28/3/2012 10:11	68.5	29/3/2012 7:16	62.8	29/3/2012 16:26	67.6	30/3/2012 13:36	68.8	31/3/2012 10:46	68.0	2/4/2012 7:56	62.4
28/3/2012 10:16	67.5	29/3/2012 7:21	60.6	29/3/2012 16:31	64.3	30/3/2012 13:41	65.7	31/3/2012 10:51	67.7	2/4/2012 8:01	62.7
28/3/2012 10:21	67.6	29/3/2012 7:26	60.9	29/3/2012 16:36	65.9	30/3/2012 13:46	65.4	31/3/2012 10:56	68.4	2/4/2012 8:06	65.8
28/3/2012 10:26	67.4	29/3/2012 7:31	62.4	29/3/2012 16:41	65.4	30/3/2012 13:51	66.7	31/3/2012 11:01	66.3	2/4/2012 8:11	64.5
28/3/2012 10:31	66.2	29/3/2012 7:36	60.9	29/3/2012 16:46	65.1	30/3/2012 13:56	67.0	31/3/2012 11:06	66.5	2/4/2012 8:16	62.8
28/3/2012 10:36	67.4	29/3/2012 7:41	63.6	29/3/2012 16:51	66.1	30/3/2012 14:01	66.5	31/3/2012 11:11	64.4	2/4/2012 8:21	64.4
28/3/2012 10:41	67.2	29/3/2012 7:46	62.0	29/3/2012 16:56	64.1	30/3/2012 14:06	66.1	31/3/2012 11:16	66.4	2/4/2012 8:26	65.3
28/3/2012 10:46	69.9	29/3/2012 7:51	65.0	29/3/2012 17:01	65.4	30/3/2012 14:11	65.4	31/3/2012 11:21	66.5	2/4/2012 8:31	65.2
28/3/2012 10:51	67.3	29/3/2012 7:56	63.0	29/3/2012 17:06	65.5	30/3/2012 14:16	65.7	31/3/2012 11:26	67.8	2/4/2012 8:36	62.9
28/3/2012 10:56	67.0	29/3/2012 8:01	62.0	29/3/2012 17:11	66.5	30/3/2012 14:21	65.9	31/3/2012 11:31	66.9	2/4/2012 8:41	65.0
28/3/2012 11:01	65.1	29/3/2012 8:06	66.8	29/3/2012 17:16	66.6	30/3/2012 14:26	66.1	31/3/2012 11:36	66.8	2/4/2012 8:46	63.2
28/3/2012 11:06	65.1	29/3/2012 8:11	64.4	29/3/2012 17:21	66.3	30/3/2012 14:31	65.3	31/3/2012 11:41	70.9	2/4/2012 8:51	65.0
28/3/2012 11:11	66.0	29/3/2012 8:16	63.7	29/3/2012 17:26	68.2	30/3/2012 14:36	65.1	31/3/2012 11:46	67.8	2/4/2012 8:56	64.3
28/3/2012 11:16	68.1	29/3/2012 8:21	64.2	29/3/2012 17:31	66.5	30/3/2012 14:41	65.5	31/3/2012 11:51	67.0	2/4/2012 9:01	62.4
28/3/2012 11:21	66.9	29/3/2012 8:26	64.4	29/3/2012 17:36	67.9	30/3/2012 14:46	66.7	31/3/2012 11:56	64.1	2/4/2012 9:06	63.2
28/3/2012 11:26	66.5	29/3/2012 8:31	65.3	29/3/2012 17:41	66.8	30/3/2012 14:51	66.5	31/3/2012 12:01	64.3	2/4/2012 9:11	63.2
28/3/2012 11:31	66.6	29/3/2012 8:36	64.3	29/3/2012 17:46	67.7	30/3/2012 14:56	66.5	31/3/2012 12:06	61.8	2/4/2012 9:16	63.1
28/3/2012 11:36	66.6	29/3/2012 8:41	64.4	29/3/2012 17:51	65.6	30/3/2012 15:01	65.1	31/3/2012 12:11	62.8	2/4/2012 9:21	64.4
28/3/2012 11:41	70.8	29/3/2012 8:46	63.5	29/3/2012 17:56	67.6	30/3/2012 15:06	67.7	31/3/2012 12:16	64.4	2/4/2012 9:26	63.5
28/3/2012 11:46	68.3	29/3/2012 8:51	64.2	29/3/2012 18:01	68.1	30/3/2012 15:11	65.9	31/3/2012 12:21	63.6	2/4/2012 9:31	64.1
28/3/2012 11:51	67.2	29/3/2012 8:56	63.6	29/3/2012 18:06	65.6	30/3/2012 15:16	67.9	31/3/2012 12:26	63.6	2/4/2012 9:36	65.2
28/3/2012 11:56	63.3	29/3/2012 9:01	64.2	29/3/2012 18:11	65.1	30/3/2012 15:21	66.1	31/3/2012 12:31	63.2	2/4/2012 9:41	63.7
28/3/2012 12:01	65.2	29/3/2012 9:06	63.2	29/3/2012 18:16	65.5	30/3/2012 15:26	66.2	31/3/2012 12:36	61.7	2/4/2012 9:46	64.9
28/3/2012 12:06	62.1	29/3/2012 9:11	62.1	29/3/2012 18:21	63.9	30/3/2012 15:31	68.9	31/3/2012 12:41	63.0	2/4/2012 9:51	65.8
28/3/2012 12:11	64.2	29/3/2012 9:16	64.1	29/3/2012 18:26	67.1	30/3/2012 15:36	67.8	31/3/2012 12:46	62.9	2/4/2012 9:56	64.1
28/3/2012 12:16	62.4	29/3/2012 9:21	64.3	29/3/2012 18:31	65.9	30/3/2012 15:41	66.2	31/3/2012 12:51	63.7	2/4/2012 10:01	65.0
28/3/2012 12:21	64.1	29/3/2012 9:26	63.2	29/3/2012 18:36	66.5	30/3/2012 15:46	65.8	31/3/2012 12:56	63.6	2/4/2012 10:06	65.9
28/3/2012 12:26	63.1	29/3/2012 9:31	63.8	29/3/2012 18:41	64.2	30/3/2012 15:51	64.8	31/3/2012 13:01	64.0	2/4/2012 10:11	66.7
28/3/2012 12:31	65.0	29/3/2012 9:36	65.2	29/3/2012 18:46	65.8	30/3/2012 15:56	65.4	31/3/2012 13:06	62.9	2/4/2012 10:16	65.2
28/3/2012 12:36	63.3	29/3/2012 9:41	64.0	29/3/2012 18:51	66.0	30/3/2012 16:01	67.2	31/3/2012 13:11	65.5	2/4/2012 10:21	65.8
28/3/2012 12:41	62.4	29/3/2012 9:46	67.0	29/3/2012 18:56	64.1	30/3/2012 16:06	67.8	31/3/2012 13:16	68.6	2/4/2012 10:26	66.6
28/3/2012 12:46	64.2	29/3/2012 9:51	66.9	30/3/2012 7:01	61.5	30/3/2012 16:11	65.8	31/3/2012 13:21	65.5	2/4/2012 10:31	65.8
28/3/2012 12:51	64.2	29/3/2012 9:56	65.0	30/3/2012 7:06	62.8	30/3/2012 16:16	66.0	31/3/2012 13:26	68.4	2/4/2012 10:36	66.1
28/3/2012 12:56	63.9	29/3/2012 10:01	65.3	30/3/2012 7:11	60.8	30/3/2012 16:21	67.4	31/3/2012 13:31	68.0	2/4/2012 10:41	70.3
28/3/2012 13:01	64.6	29/3/2012 10:06	65.0	30/3/2012 7:16	63.3	30/3/2012 16:26	67.7	31/3/2012 13:36	68.3	2/4/2012 10:46	66.8
28/3/2012 13:06	62.3	29/3/2012 10:11	67.4	30/3/2012 7:21	62.4	30/3/2012 16:31	66.2	31/3/2012 13:41	68.1	2/4/2012 10:51	65.3
28/3/2012 13:11	65.9	29/3/2012 10:16	66.6	30/3/2012 7:26	61.1	30/3/2012 16:36	66.0	31/3/2012 13:46	66.2	2/4/2012 10:56	66.5
28/3/2012 13:16	67.2	29/3/2012 10:21	66.9	30/3/2012 7:31	62.3	30/3/2012 16:41	65.5	31/3/2012 13:51	67.3	2/4/2012 11:01	65.5
28/3/2012 13:21	63.5	29/3/2012 10:26	65.4	30/3/2012 7:36	60.9	30/3/2012 16:46	66.7	31/3/2012 13:56	67.6	2/4/2012 11:06	66.5
28/3/2012 13:26	66.9	29/3/2012 10:31	65.9	30/3/2012 7:41	62.9	30/3/2012 16:51	65.8	31/3/2012 14:01	68.3	2/4/2012 11:11	66.4
28/3/2012 13:31	69.2	29/3/2012 10:36	66.7	30/3/2012 7:46	63.1	30/3/2012 16:56	65.1	31/3/2012 14:06	65.7	2/4/2012 11:16	67.2
28/3/2012 13:36	67.5	29/3/2012 10:41	69.5	30/3/2012 7:51	62.3	30/3/2012 17:01	66.1	31/3/2012 14:11	67.4	2/4/2012 11:21	66.8
28/3/2012 13:41	66.9	29/3/2012 10:46	68.8	30/3/2012 7:56	63.3	30/3/2012 17:06	64.4	31/3/2012 14:16	65.6	2/4/2012 11:26	66.9
28/3/2012 13:46	66.9	29/3/2012 10:51	66.6	30/3/2012 8:01	63.5	30/3/2012 17:11	66.6	31/3/2012 14:21	66.1	2/4/2012 11:31	66.8
28/3/2012 13:51	66.1	29/3/2012 10:56	66.7	30/3/2012 8:06	65.9	30/3/2012 17:16	66.2	31/3/2012 14:26	66.6	2/4/2012 11:36	66.6
28/3/2012 13:56	69.2	29/3/2012 11:01	64.6	30/3/2012 8:11	64.8	30/3/2012 17:21	66.6	31/3/2012 14:31	66.3	2/4/2012 11:41	70.6
28/3/2012 14:01	66.6	29/3/2012 11:06	65.6	30/3/2012 8:16	63.6	30/3/2012 17:26	67.9	31/3/2012 14:36	66.4	2/4/2012 11:46	68.5
28/3/2012 14:06	66.9	29/3/2012 11:11	65.2	30/3/2012 8:21	66.6	30/3/2012 17:31	66.7	31/3/2012 14:41	65.1	2/4/2012 11:51	67.0
28/3/2012 14:11	67.0	29/3/2012 11:16	66.7	30/3/2012 8:26	65.3	30/3/2012 17:36	69.2	31/3/2012 14:46	66.3	2/4/2012 11:56	63.9
28/3/2012 14:16	66.4	29/3/2012 11:21	68.1	30/3/2012 8:31	63.8	30/3/2012 17:41	67.8	31/3/2012 14:51	66.1	2/4/2012 12:01	64.9
28/3/2012 14:21	66.3	29/3/2012 11:26	67.4	30/3/2012 8:36	63.3	30/3/2012 17:46	65.6	31/3/2012 14:56	66.9	2/4/2012 12:06	64.0
28/3/2012 14:26	67.1	29/3/2012 11:31	67.2	30/3/2012 8:41	63.3	30/3/2012 17:51	64.4	31/3/2012 15:01	65.9	2/4/2012 12:11	64.8
28/3/2012 14:31	65.7	29/3/2012 11:36	67.4	30/3/2012 8:46	63.7	30/3/2012 17:56	68.0	31/3/2012 15:06	64.5	2/4/2012 12:16	61.4
28/3/2012 14:36	67.8	29/3/2012 11:41	69.7	30/3/2012 8:51	64.2	30/3/2012 18:01	67.7	31/3/2012 15:11	65.9	2/4/2012 12:21	63.6
28/3/2012 14:41	64.9	29/3/2012 11:46	68.7	30/3/2012 8:56	63.2	30/3/2012 18:06	63.4	31/3/2012 15:16	67.2	2/4/2012 12:26	63.9
28/3/2012 14:46	66.1	29/3/2012 11:51	67.0	30/3/2012 9:01	63.5	30/3/2012 18:11	67.5	31/3/2012 15:21	65.5	2/4/2012 12:31	64.6
28/3/2012 14:51	65.1	29/3/2012 11:56	64.6	30/3/2012 9:06	62.8	30/3/2012 18:16	66.1	31/3/2012 15:26	67.2	2/4/2012 12:36	62.7
28/3/2012 14:56	67.7	29/3/2012 12:01	63.6	30/3/2012 9:11	62.2	30/3/2012 18:21	66.5	31/3/2012 15:31	68.1	2/4/2012 12:41	61.6
28/3/2012 15:01	66.9	29/3/2012 12:06	63.6	30/3/2012 9:16	64.5	30/3/2012 18:26	67.7	31/3/2012 15:36	68.8	2/4/2012 12:46	62.9
28/3/2012 15:06	66.0	29/3/2012 12:11	64.0	30/3/2012 9:21	63.1	30/3/2012 18:31	65.5	31/3/2012 15:41	66.6	2/4/2012 12:51	63.8
28/3/2012 15:11	66.5	29/3/2012 12:16	63.8	30/3/2012 9:26	63.1	30/3/2012 18:36	65.6	31/3/2012 15:46	64.9	2/4/2012 12:56	64.3
28/3/2012 15:16	67.3	29/3/2012 12:21	62.3	30/3/2012 9:31	63.3	30/3/2012 18:41	64.6	31/3/2012 15:51	65.3	2/4/2012 13:01	63.9
28/3/2012 15:21	63.9	29/3/2012 12:26	63.2	30/3/2012 9:36	65.1	30/3/2012 18:46	66.8	31/3/2012 15:56	66.3	2/4/2012 13:06	64.5
28/3/2012 15:26	67.6	29/3/2012 12:31	63.8	30/3/2012 9:41	64.0	30/3/2012 18:51	65.7	31/3/2012 16:01	68.3	2/4/2012 13:11	64.8
28/3/2012 15:31	67.8	29/3/2012 12:36	62.6	30/3/2012 9:46	66.5	30/3/2012 18:56	64.9	31/3/2012 16:06	66.8	2/4/2012 13:16	67.6
28/3/2012 15:36	68.0	29/3/2012 12:41	62.7	30/3/2012 9:51	64.9	31/3/2012 7:01	60.9	31/3/2012 16:11	66.0	2/4/2012 13:21	66.4
28/3/2012 15:41	67.0	29/3/2012 12:46	64.9	30/3/2012 9:56	66.3	31/3/2012 7:06	62.9	31/3/2012 16:16	66.8	2/4/2012 13:26	66.0
28/3/2012 15:46	68.2	29/3/2012 12:51	63.7	30/3/2012 10:01	66.5	31/3/2012 7:11	61.2	31/3/2012 16:21	65.1	2/4/2012 13:31	67.8
28/3/2012 15:51	65.0	29/3/2012 12:56	64.4	30/3/2012 10:06	64.5	31/3/2012 7:16	62.7	31/3/2012 16:26	67.5	2/4/2012 13:36	68.6
28/3/2012 15:56	65.5	29/3/2012 13:01	65.3	30/3/2012 10:11	66.8	31/3/2012 7:21	61.8	31/3/2012 16:31	65.3	2/4/2012 13:41	66.8
28/3/2012 16:01	67.1	29/3/2012 13:06	64.1	30/3/2012 10:16	65.5	31/3/2012 7:26	60.1	31/3/2012 16:36	67.0	2/4/2012 13:46	66.0
		29/3/2012 13:11	65.6	30/3/2012 10:21	67.2	31/3/2012 7:31	63.3	31/3/2012 16:41	65.8	2/4/2012 13:51	67.4

Real-time Noise Data RTN2 (Oil Street Community Liaison Centre)

2/4/2012 13:56	66.3	3/4/2012 11:06	67.4	5/4/2012 8:16	62.2	5/4/2012 17:26	63.6	10/4/2012 14:36	61.9	11/4/2012 11:46	65.2
2/4/2012 14:01	66.3	3/4/2012 11:11	69.0	5/4/2012 8:21	62.4	5/4/2012 17:31	63.0	10/4/2012 14:41	62.4	11/4/2012 11:51	64.8
2/4/2012 14:06	66.3	3/4/2012 11:16	68.5	5/4/2012 8:26	62.4	5/4/2012 17:36	66.7	10/4/2012 14:46	62.9	11/4/2012 11:56	64.3
2/4/2012 14:11	67.2	3/4/2012 11:21	68.2	5/4/2012 8:31	62.0	5/4/2012 17:41	65.5	10/4/2012 14:51	62.2	11/4/2012 12:01	64.5
2/4/2012 14:16	67.2	3/4/2012 11:26	68.2	5/4/2012 8:36	62.1	5/4/2012 17:46	65.5	10/4/2012 14:56	62.0	11/4/2012 12:06	65.6
2/4/2012 14:21	66.8	3/4/2012 11:31	68.2	5/4/2012 8:41	62.1	5/4/2012 17:51	66.2	10/4/2012 15:01	64.2	11/4/2012 12:11	66.4
2/4/2012 14:26	65.6	3/4/2012 11:36	68.6	5/4/2012 8:46	61.9	5/4/2012 17:56	64.1	10/4/2012 15:06	63.1	11/4/2012 12:16	64.5
2/4/2012 14:31	66.0	3/4/2012 11:41	67.5	5/4/2012 8:51	63.4	5/4/2012 18:01	63.7	10/4/2012 15:11	63.0	11/4/2012 12:21	64.3
2/4/2012 14:36	66.1	3/4/2012 11:46	67.7	5/4/2012 8:56	64.2	5/4/2012 18:06	64.8	10/4/2012 15:16	62.7	11/4/2012 12:26	63.5
2/4/2012 14:41	65.0	3/4/2012 11:51	68.4	5/4/2012 9:01	64.5	5/4/2012 18:11	64.5	10/4/2012 15:21	65.2	11/4/2012 12:31	63.9
2/4/2012 14:46	65.5	3/4/2012 11:56	66.6	5/4/2012 9:06	65.0	5/4/2012 18:16	63.9	10/4/2012 15:26	65.6	11/4/2012 12:36	64.7
2/4/2012 14:51	66.1	3/4/2012 12:01	68.4	5/4/2012 9:11	64.1	5/4/2012 18:21	63.3	10/4/2012 15:31	63.0	11/4/2012 12:41	66.1
2/4/2012 14:56	66.5	3/4/2012 12:06	65.6	5/4/2012 9:16	62.9	5/4/2012 18:26	65.8	10/4/2012 15:36	66.8	11/4/2012 12:46	64.4
2/4/2012 15:01	66.2	3/4/2012 12:11	67.2	5/4/2012 9:21	63.3	5/4/2012 18:31	68.4	10/4/2012 15:41	70.2	11/4/2012 12:51	64.3
2/4/2012 15:06	66.4	3/4/2012 12:16	68.0	5/4/2012 9:26	62.9	5/4/2012 18:36	66.8	10/4/2012 15:46	69.9	11/4/2012 12:56	64.2
2/4/2012 15:11	66.6	3/4/2012 12:21	68.4	5/4/2012 9:31	62.8	5/4/2012 18:41	64.0	10/4/2012 15:51	72.0	11/4/2012 13:01	64.8
2/4/2012 15:16	68.6	3/4/2012 12:26	68.2	5/4/2012 9:36	62.3	5/4/2012 18:46	62.4	10/4/2012 15:56	70.7	11/4/2012 13:06	64.9
2/4/2012 15:21	64.7	3/4/2012 12:31	68.1	5/4/2012 9:41	62.7	5/4/2012 18:51	62.7	10/4/2012 16:01	69.0	11/4/2012 13:11	64.7
2/4/2012 15:26	67.9	3/4/2012 12:36	68.4	5/4/2012 9:46	64.9	5/4/2012 18:56	62.2	10/4/2012 16:06	67.5	11/4/2012 13:16	65.9
2/4/2012 15:31	68.4	3/4/2012 12:41	68.7	5/4/2012 9:51	64.1	10/4/2012 7:01	60.1	10/4/2012 16:11	66.2	11/4/2012 13:21	67.2
2/4/2012 15:36	67.7	3/4/2012 12:46	64.7	5/4/2012 9:56	65.3	10/4/2012 7:06	60.3	10/4/2012 16:16	65.8	11/4/2012 13:26	64.2
2/4/2012 15:41	65.8	3/4/2012 12:51	63.3	5/4/2012 10:01	63.6	10/4/2012 7:11	61.1	10/4/2012 16:21	65.0	11/4/2012 13:31	64.6
2/4/2012 15:46	68.2	3/4/2012 12:56	63.6	5/4/2012 10:06	63.4	10/4/2012 7:16	60.3	10/4/2012 16:26	64.7	11/4/2012 13:36	66.2
2/4/2012 15:51	65.1	3/4/2012 13:01	62.9	5/4/2012 10:11	62.8	10/4/2012 7:21	60.8	10/4/2012 16:31	64.7	11/4/2012 13:41	65.8
2/4/2012 15:56	65.4	3/4/2012 13:06	65.6	5/4/2012 10:16	64.3	10/4/2012 7:26	60.3	10/4/2012 16:36	64.2	11/4/2012 13:46	65.5
2/4/2012 16:01	67.0	3/4/2012 13:11	64.0	5/4/2012 10:21	64.9	10/4/2012 7:31	60.3	10/4/2012 16:41	64.9	11/4/2012 13:51	64.2
2/4/2012 16:06	66.4	3/4/2012 13:16	63.8	5/4/2012 10:26	63.5	10/4/2012 7:36	60.2	10/4/2012 16:46	65.7	11/4/2012 13:56	65.7
2/4/2012 16:11	65.2	3/4/2012 13:21	64.6	5/4/2012 10:31	63.5	10/4/2012 7:41	61.4	10/4/2012 16:51	67.0	11/4/2012 14:01	65.6
2/4/2012 16:16	66.2	3/4/2012 13:26	63.3	5/4/2012 10:36	63.7	10/4/2012 7:46	64.2	10/4/2012 16:56	64.8	11/4/2012 14:06	65.5
2/4/2012 16:21	65.6	3/4/2012 13:31	65.1	5/4/2012 10:41	63.0	10/4/2012 7:51	61.4	10/4/2012 17:01	66.2	11/4/2012 14:11	65.1
2/4/2012 16:26	66.3	3/4/2012 13:36	63.5	5/4/2012 10:46	63.7	10/4/2012 7:56	61.3	10/4/2012 17:06	65.0	11/4/2012 14:16	65.0
2/4/2012 16:31	65.9	3/4/2012 13:41	63.8	5/4/2012 10:51	62.3	10/4/2012 8:01	61.3	10/4/2012 17:11	65.9	11/4/2012 14:21	64.5
2/4/2012 16:36	67.4	3/4/2012 13:46	65.1	5/4/2012 10:56	62.8	10/4/2012 8:06	62.3	10/4/2012 17:16	66.2	11/4/2012 14:26	63.7
2/4/2012 16:41	65.2	3/4/2012 13:51	64.1	5/4/2012 11:01	62.4	10/4/2012 8:11	69.5	10/4/2012 17:21	64.8	11/4/2012 14:31	63.7
2/4/2012 16:46	66.0	3/4/2012 13:56	64.9	5/4/2012 11:06	63.0	10/4/2012 8:16	64.1	10/4/2012 17:26	65.7	11/4/2012 14:36	65.3
2/4/2012 16:51	66.7	3/4/2012 14:01	63.9	5/4/2012 11:11	65.2	10/4/2012 8:21	64.6	10/4/2012 17:31	66.2	11/4/2012 14:41	65.0
2/4/2012 16:56	65.1	3/4/2012 14:06	64.6	5/4/2012 11:16	64.4	10/4/2012 8:26	64.0	10/4/2012 17:36	65.5	11/4/2012 14:46	67.1
2/4/2012 17:01	65.5	3/4/2012 14:11	65.3	5/4/2012 11:21	65.2	10/4/2012 8:31	64.6	10/4/2012 17:41	63.7	11/4/2012 14:51	66.3
2/4/2012 17:06	65.1	3/4/2012 14:16	68.4	5/4/2012 11:26	65.4	10/4/2012 8:36	64.0	10/4/2012 17:46	63.4	11/4/2012 14:56	63.8
2/4/2012 17:11	67.7	3/4/2012 14:21	69.1	5/4/2012 11:31	66.1	10/4/2012 8:41	62.2	10/4/2012 17:51	66.8	11/4/2012 15:01	62.8
2/4/2012 17:16	67.0	3/4/2012 14:26	68.0	5/4/2012 11:36	63.0	10/4/2012 8:46	62.8	10/4/2012 17:56	66.6	11/4/2012 15:06	64.1
2/4/2012 17:21	66.8	3/4/2012 14:31	68.0	5/4/2012 11:41	62.9	10/4/2012 8:51	62.6	10/4/2012 18:01	63.6	11/4/2012 15:11	64.1
2/4/2012 17:26	65.8	3/4/2012 14:36	67.9	5/4/2012 11:46	62.7	10/4/2012 8:56	64.0	10/4/2012 18:06	63.9	11/4/2012 15:16	64.5
2/4/2012 17:31	65.4	3/4/2012 14:41	68.2	5/4/2012 11:51	63.6	10/4/2012 9:01	63.6	10/4/2012 18:11	63.6	11/4/2012 15:21	65.4
2/4/2012 17:36	68.8	3/4/2012 14:46	66.1	5/4/2012 11:56	62.2	10/4/2012 9:06	64.2	10/4/2012 18:16	63.2	11/4/2012 15:26	65.2
2/4/2012 17:41	68.4	3/4/2012 14:51	68.9	5/4/2012 12:01	62.4	10/4/2012 9:11	62.1	10/4/2012 18:21	65.0	11/4/2012 15:31	66.0
2/4/2012 17:46	66.1	3/4/2012 14:56	68.3	5/4/2012 12:06	63.3	10/4/2012 9:16	63.1	10/4/2012 18:26	63.4	11/4/2012 15:36	65.3
2/4/2012 17:51	66.0	3/4/2012 15:01	66.3	5/4/2012 12:11	62.7	10/4/2012 9:21	61.8	10/4/2012 18:31	65.9	11/4/2012 15:41	65.4
2/4/2012 17:56	68.2	3/4/2012 15:06	68.4	5/4/2012 12:16	62.5	10/4/2012 9:26	63.0	10/4/2012 18:36	63.2	11/4/2012 15:46	66.2
2/4/2012 18:01	67.2	3/4/2012 15:11	67.3	5/4/2012 12:21	62.0	10/4/2012 9:31	62.2	10/4/2012 18:41	63.6	11/4/2012 15:51	66.1
2/4/2012 18:06	65.6	3/4/2012 15:16	67.3	5/4/2012 12:26	63.4	10/4/2012 9:36	63.8	10/4/2012 18:46	63.2	11/4/2012 15:56	65.4
2/4/2012 18:11	66.4	3/4/2012 15:21	67.6	5/4/2012 12:31	63.5	10/4/2012 9:41	65.0	10/4/2012 18:51	63.4	11/4/2012 16:01	65.1
2/4/2012 18:16	67.0	3/4/2012 15:26	67.6	5/4/2012 12:36	63.0	10/4/2012 9:46	63.8	10/4/2012 18:56	63.8	11/4/2012 16:06	64.3
2/4/2012 18:21	66.0	3/4/2012 15:31	67.3	5/4/2012 12:41	62.6	10/4/2012 9:51	64.2	11/4/2012 7:01	64.1	11/4/2012 16:11	64.9
2/4/2012 18:26	67.6	3/4/2012 15:36	67.3	5/4/2012 12:46	62.9	10/4/2012 9:56	64.6	11/4/2012 7:06	63.6	11/4/2012 16:16	64.4
2/4/2012 18:31	66.0	3/4/2012 15:41	67.8	5/4/2012 12:51	63.3	10/4/2012 10:01	64.9	11/4/2012 7:11	64.0	11/4/2012 16:21	65.4
2/4/2012 18:36	65.9	3/4/2012 15:46	64.8	5/4/2012 12:56	63.6	10/4/2012 10:06	65.4	11/4/2012 7:16	63.7	11/4/2012 16:26	64.1
2/4/2012 18:41	65.4	3/4/2012 15:51	64.3	5/4/2012 13:01	62.7	10/4/2012 10:11	66.6	11/4/2012 7:21	63.7	11/4/2012 16:31	65.2
2/4/2012 18:46	66.7	3/4/2012 15:56	63.4	5/4/2012 13:06	62.8	10/4/2012 10:16	68.1	11/4/2012 7:26	64.1	11/4/2012 16:36	63.7
2/4/2012 18:51	64.6	3/4/2012 16:01	64.1	5/4/2012 13:11	65.8	10/4/2012 10:21	68.5	11/4/2012 7:31	63.9	11/4/2012 16:41	64.8
2/4/2012 18:56	64.7	3/4/2012 16:06	64.1	5/4/2012 13:16	65.9	10/4/2012 10:26	68.0	11/4/2012 7:36	64.0	11/4/2012 16:46	64.3
3/4/2012 7:01	57.4	3/4/2012 16:11	65.2	5/4/2012 13:21	66.2	10/4/2012 10:31	64.1	11/4/2012 7:41	64.5	11/4/2012 16:51	64.5
3/4/2012 7:06	60.1	3/4/2012 16:16	65.4	5/4/2012 13:26	64.0	10/4/2012 10:36	64.3	11/4/2012 7:46	64.7	11/4/2012 16:56	66.0
3/4/2012 7:11	64.0	3/4/2012 16:21	67.5	5/4/2012 13:31	62.6	10/4/2012 10:41	64.0	11/4/2012 7:51	65.7	11/4/2012 17:01	66.2
3/4/2012 7:16	70.2	3/4/2012 16:26	68.4	5/4/2012 13:36	63.6	10/4/2012 10:46	63.1	11/4/2012 7:56	64.0	11/4/2012 17:06	64.8
3/4/2012 7:21	61.4	3/4/2012 16:31	67.6	5/4/2012 13:41	62.9	10/4/2012 10:51	62.1	11/4/2012 8:01	64.9	11/4/2012 17:11	65.1
3/4/2012 7:26	60.7	3/4/2012 16:36	67.9	5/4/2012 13:46	62.9	10/4/2012 10:56	62.6	11/4/2012 8:06	64.5	11/4/2012 17:16	63.9
3/4/2012 7:31	60.6	3/4/2012 16:41	67.7	5/4/2012 13:51	62.8	10/4/2012 11:01	62.7	11/4/2012 8:11	64.2	11/4/2012 17:21	63.8
3/4/2012 7:36	61.3	3/4/2012 16:46	67.1	5/4/2012 13:56	63.3	10/4/2012 11:06	62.9	11/4/2012 8:16	65.6	11/4/2012 17:26	64.2
3/4/2012 7:41	61.3	3/4/2012 16:51	66.9	5/4/2012 14:01	64.0	10/4/2012 11:11	62.3	11/4/2012 8:21	65.4	11/4/2012 17:31	65.8
3/4/2012 7:46	61.3	3/4/2012 16:56	67.7	5/4/2012 14:06	63.8	10/4/2012 11:16	62.0	11/4/2012 8:26	64.3	11/4/2012 17:36	64.7
3/4/2012 7:51	61.4	3/4/2012 17:01	66.4	5/4/2012 14:11	63.1	10/4/2012 11:21	62.5	11/4/2012 8:31	65.9	11/4/2012 17:41	64.4
3/4/2012 7:56	61.3	3/4/2012 17:06	67.3	5/4/2012 14:16	63.0	10/4/2012 11:26	62.5	11/4/2012 8:36	64.9	11/4/2012 17:46	64.3
3/4/2012 8:01	62.8	3/4/2012 17:11	67.1	5/4/2012 14:21	62.7	10/4/2012 11:31	63.3	11/4/2012 8:41	64.4	11/4/2012 17:51	64.8
3/4/2012 8:06	63.2	3/4/2012 17:16	67.0	5/4/2012 14:26	62.6	10/4/2012 11:36	62.1	11/4/2012 8:46	63.6	11/4/2012 17:56	64.8
3/4/2012 8:11	62.6	3/4/2012 17:21	67.1	5/4/2012 14:31	63.0	10/4/2012 11:41	62.4	11/4/2012 8:51	64.5	11/4/2012 18:01	66.4
3/4/2012 8:16	61.9	3/4/2012 17:26	66.2	5/4/2012 14:36	65.0	10/4/2012 11:46	62.1	11/4/2012 8:56	64.7	11/4/2012 18:06	66.4
3/4/2012 8:21	61.3	3/4/2012 17:31	67.3	5/4/2012 14:41	64.4	10/4/2012 11:51	62.5	11/4/2012 9:01	63.6	11/4/2012 18:11	66.8
3/4/2012 8:26	62.9	3/4/2012 17:36	67.2	5/4/2012 14:46	64.6	10/4/2012 11:56	62.3	11/4/2012 9:06	63.8	11/4/2012 18:16	65.3
3/4/2012 8:31	62.1	3/4/2012 17:41	67.7	5/4/2012 14:51	63.3	10/4/2012 12:01	63.3	11/4/2012 9:11	64.6	11/4/2012 18:21	63.7
3/4/2012 8:36	62.2	3/4/2012 17:46	68.4	5/4/2012 14:56	62.9	10/4/2012 12:06	62.0	11/4/2012 9:16	64.0	11/4/2012 18:26	65.7
3/4/2012 8:41	62.8	3/4/2012 17:51	67.8	5/4/2012 15:01	63.2	10/4/2012 12:11	62.1	11/4/2012 9:21	63.3	11/4/2012 18:31	64.0
3/4/2012 8:46	64.2	3/4/2012 17:56	68.2	5/4/2012 15:06	63.4	10/4/2012 12:16	61.6	11/4/2012 9:26	66.2	11/4/2012 18:36	64.5
3/4/2012 8:51	64.0	3/4/2012 18:01	71.0	5/4/2012 15:11	63.3	10/4/2012 12:21	63.0	11/4/2012 9:31	65.3	11/4/2012 18:41	65.6
3/4/2012 8:56	63.6	3/4/2012 18:06	65.8	5/4/2012 15:16	63.2	10/4/2012 12:26	61.0	11/4/2012 9:36	64.2	11/4/2012 18:46	64.6
3/4/2012 9:01	63.6	3/4/2012 18:11	66.0	5/4/2012 15:21	64.2	10/4/2012 12:31	61.1	11/4/2012 9:41	65.7	11/4/2012 18:51	64.6
3/4/2012 9:06	65.0	3/4/2012 18:16	65.0	5/4/2012 15:26	63.8	10/4/2012 12:36	61.2	11/4/2012 9:46	64.9	11/4/2012 18:56	64.9
3/4/2012 9:11	63.8	3/4/2012 18:21	64.0	5/4/2012 15:31	63.6	10/4/2012 12:41	62.6	11/4/2012 9:51	65.0	12/4/2012 7:01	65.2
3/4/2012 9:16	64.9	3/4/2012 18:26	64.6	5/4/2012 15:36	64.2	10/4/2012 12:46	63.3	11/4/2012 9:56	64.9	12/4/2012 7:06	62.3
3/4/2012 9:21	65.5	3/4/2012 18:31	64.5	5/4/2012 15:41	63.5	10/4/2012 12:51	62.8	11/4/2012 10:01	65.3	12/4/2012 7:11	64.2
3/4/2012 9:26	64.9	3/4/2012 18:36	65.9	5/4/2012 15:46	62.8	10/4/2012 12:56	61.9	11/4/2012 10:06	65.8	12/4/2012 7:16	63.5
3/4/2012 9:31	66.4	3/4/2012 18:41	64.2	5/4/2012 15:51	63.7	10/4/2012 13:01	61.7	11/4/2012 10:11	65.9	12/4/2012 7:21	62.4
3/4/2012 9:36	65.3	3/4/2012 18:46	64.5	5/4/2012 15:56	63.6	10/4/2012 13:06	61.4	11/4/2012 10:16	65.8	12/4/2012 7:26	63.3
3/4/2012 9:41	65.9	3/4/2012 18:51	63.5	5/4/2012 16:01	63.2	10/4/2012 13:11	61.9	11/4/2012 10:21	65.7	12/4/2012 7:31	63.3
3/4/2012 9:46	65.3	3/4/2012 18:56	63.8	5/4/2012 16:06	63.1	10/4/2012 13:16	63.6	11/4/2012 10:26	65.5	12/4/2012 7:36	63.9
3/4/2012 9:51	66.7	5/4/2012 7:01	61.2	5/4/2012 16:11	63.1	10/4/2012 13:21	63.7	11/4/2012 10:31	65.1	12/4/2012 7:41	64.2
3/4/2012 9:56	65.9	5/4/2012 7:06	60.8	5/4/2012 16:16	64.2	10/4/2012 13:26	62.6	11/4/2012 10:36	65.4	12/4/2012 7:46	64.7
3/4/2012 10:01	67.0	5/4/2012 7:11	59.6	5/4/2012 16:21	62.6	10/4/2012 13:31	61.7	11/4/2012 10:41	65.7	12/4/2012 7:51	64.8
3/4/2012 10:06	65.4	5/4/2012 7:16	60.5	5/4/2012 16:26	62.3	10/4/2012 13:36	62.1	11/4/2012 10:46	64.4	12/4/2012 7:56	64.6
3/4/2012 10:11	66.4	5/4/2012 7:21	60.5	5/4/2012 16:31	62.9	10/4/2012 13:41	62.7	11/4/2012 10:51	64.2	12/4/2012 8:01	64.2
3/4/2012 10:16	70.5	5/4/2012 7:26	59.7	5/4/2012 16:36	62.6	10/4/2012 13:46	62.2	11/4/2012 10:56	64.5	12/4/2012 8:06	64.6
3/4/2012 10:21	67.3	5/4/2012 7:31	61.3	5/4/2012 16:41	62.1	10/4/2012 13:51	64.3	11/4/2012 11:01	65.6	12/4/2012 8:11	64.2
3/4/2012 10:26	68.8	5/4/2012 7:36	62.3	5/4/2012 16:46	63.2	10/4/2012 13:56	64.5	11/4/2012 11:06	65.3	12/4/2012 8:16	64.1
3/4/2012 10:31	68.3	5/4/2012 7:41	67.4	5/4/2012 16:51	62.5	10/4/2012 14:01	64.8	11/4/2012 11:11	65.1	12/4/2012 8:21	67.6
3/4/2012 10:36	68.4	5/4/2012 7:46	73.6	5/4/2012 16:56	62.8	10/4/2012 14:06	65.7	11/4/2012 11:16	66.4	12/4/2012 8:26	65.0
3/4/2012 10:41	68.5	5/4/2012 7:51	71.3	5/4/2012 17:01	62.3	10/4/2012 14:11	64.6	11/4/2012 11:21	65.7	12/4/2012 8:31	65.9
3/4/2012 10:46	68.1	5/4/2012 7:56	76.6	5/4/2012 17:06	63.4	10/4/2012 14:16	64.0	11/4/2012 11:26	64.9	12/4/2012 8:36	65.1
3/4/2012 10:51	68.1	5/4/2012 8:01	76.8	5/4/2012 17:11	64.0	10/4/2012 14:21	63.8	11/4/2012 11:31	64.1	12/4/2012 8:41	64.3
3/4/2012 10:56	67.5	5/4/2012 8:06	65.5	5/4/2012 17:16	65.2	10/4/2012 14:26	65.0	11/4/2012 11:36	65.7	12/4/2012 8:46	63.5
3/4/2012 11:01	67.3	5/4/2012 8:11	62.6	5/4/2012 17:21	64.0	10/4/2012 14:31	63.8	11/4/2012 11:41	64.5	12/4/2012 8:51	63.8

Real-time Noise Data RTN2 (Oil Street Community Liaison Centre)

12/4/2012 8:56	65.1
12/4/2012 9:01	64.7
12/4/2012 9:06	66.4
12/4/2012 9:11	65.5
12/4/2012 9:16	64.3
12/4/2012 9:21	66.8
12/4/2012 9:26	64.6
12/4/2012 9:31	64.8
12/4/2012 9:36	65.0
12/4/2012 9:41	65.4
12/4/2012 9:46	66.0
12/4/2012 9:51	67.7
12/4/2012 9:56	66.7
12/4/2012 10:01	67.3
12/4/2012 10:06	68.4
12/4/2012 10:11	65.8
12/4/2012 10:16	66.4
12/4/2012 10:21	66.2
12/4/2012 10:26	66.5
12/4/2012 10:31	67.0
12/4/2012 10:36	66.0
12/4/2012 10:41	65.6
12/4/2012 10:46	65.4
12/4/2012 10:51	65.9
12/4/2012 10:56	64.9
12/4/2012 11:01	64.8
12/4/2012 11:06	65.2
12/4/2012 11:11	65.5
12/4/2012 11:16	68.1
12/4/2012 11:21	65.9
12/4/2012 11:26	66.8
12/4/2012 11:31	66.1
12/4/2012 11:36	67.9
12/4/2012 11:41	70.6
12/4/2012 11:46	66.9
12/4/2012 11:51	66.5
12/4/2012 11:56	65.2
12/4/2012 12:01	65.0
12/4/2012 12:06	63.9
12/4/2012 12:11	62.5
12/4/2012 12:16	63.5
12/4/2012 12:21	62.9
12/4/2012 12:26	64.7
12/4/2012 12:31	62.7
12/4/2012 12:36	62.1
12/4/2012 12:41	63.0
12/4/2012 12:46	63.6
12/4/2012 12:51	63.1
12/4/2012 12:56	63.9
12/4/2012 13:01	63.8
12/4/2012 13:06	62.3
12/4/2012 13:11	63.3
12/4/2012 13:16	67.1
12/4/2012 13:21	64.7
12/4/2012 13:26	65.5
12/4/2012 13:31	67.7
12/4/2012 13:36	66.9
12/4/2012 13:41	66.0
12/4/2012 13:46	67.1
12/4/2012 13:51	67.4
12/4/2012 13:56	67.4
12/4/2012 14:01	67.1
12/4/2012 14:06	66.1
12/4/2012 14:11	66.4
12/4/2012 14:16	67.1
12/4/2012 14:21	64.9
12/4/2012 14:26	66.2
12/4/2012 14:31	65.8
12/4/2012 14:36	67.0
12/4/2012 14:41	65.7
12/4/2012 14:46	64.9
12/4/2012 14:51	65.3
12/4/2012 14:56	67.1
12/4/2012 15:01	65.4
12/4/2012 15:06	65.9
12/4/2012 15:11	65.8
12/4/2012 15:16	68.9
12/4/2012 15:21	65.0
12/4/2012 15:26	66.7
12/4/2012 15:31	69.8
12/4/2012 15:36	69.6
12/4/2012 15:41	65.9
12/4/2012 15:46	67.0
12/4/2012 15:51	65.9
12/4/2012 15:56	66.1
12/4/2012 16:01	66.5
12/4/2012 16:06	67.0
12/4/2012 16:11	66.7
12/4/2012 16:16	65.1
12/4/2012 16:21	67.1
12/4/2012 16:26	66.3
12/4/2012 16:31	66.0
12/4/2012 16:36	66.2
12/4/2012 16:41	67.0
12/4/2012 16:46	64.7
12/4/2012 16:51	65.1
12/4/2012 16:56	64.7
12/4/2012 17:01	65.8
12/4/2012 17:06	66.0
12/4/2012 17:11	66.9
12/4/2012 17:16	66.7
12/4/2012 17:21	66.3
12/4/2012 17:26	66.8
12/4/2012 17:31	67.4
12/4/2012 17:36	68.7
12/4/2012 17:41	67.7
12/4/2012 17:46	67.2
12/4/2012 17:51	66.4
12/4/2012 17:56	69.7
12/4/2012 18:01	68.2

12/4/2012 18:06	64.1
12/4/2012 18:11	66.5
12/4/2012 18:16	65.9
12/4/2012 18:21	64.5
12/4/2012 18:26	67.3
12/4/2012 18:31	66.2
12/4/2012 18:36	65.6
12/4/2012 18:41	67.7
12/4/2012 18:46	66.1
12/4/2012 18:51	66.5
12/4/2012 18:56	64.9
13/4/2012 7:01	60.5
13/4/2012 7:06	62.2
13/4/2012 7:11	61.9
13/4/2012 7:16	63.6
13/4/2012 7:21	61.0
13/4/2012 7:26	60.7
13/4/2012 7:31	63.0
13/4/2012 7:36	61.8
13/4/2012 7:41	62.3
13/4/2012 7:46	61.7
13/4/2012 7:51	63.6
13/4/2012 7:56	63.4
13/4/2012 8:01	63.5
13/4/2012 8:06	66.2
13/4/2012 8:11	62.5
13/4/2012 8:16	63.4
13/4/2012 8:21	66.3
13/4/2012 8:26	65.5
13/4/2012 8:31	65.5
13/4/2012 8:36	63.9
13/4/2012 8:41	65.5
13/4/2012 8:46	62.6
13/4/2012 8:51	64.4
13/4/2012 8:56	64.5
13/4/2012 9:01	63.3
13/4/2012 9:06	63.5
13/4/2012 9:11	62.5
13/4/2012 9:16	64.5
13/4/2012 9:21	64.7
13/4/2012 9:26	63.4
13/4/2012 9:31	63.2
13/4/2012 9:36	64.9
13/4/2012 9:41	63.0
13/4/2012 9:46	65.8
13/4/2012 9:51	65.6
13/4/2012 9:56	65.3
13/4/2012 10:01	66.2
13/4/2012 10:06	65.0
13/4/2012 10:11	68.0
13/4/2012 10:16	65.7
13/4/2012 10:21	67.4
13/4/2012 10:26	66.0
13/4/2012 10:31	66.8
13/4/2012 10:36	65.9
13/4/2012 10:41	68.4
13/4/2012 10:46	68.2
13/4/2012 10:51	67.4
13/4/2012 10:56	66.3
13/4/2012 11:01	66.1
13/4/2012 11:06	66.1
13/4/2012 11:11	67.1
13/4/2012 11:16	67.5
13/4/2012 11:21	65.2
13/4/2012 11:26	67.0
13/4/2012 11:31	68.0
13/4/2012 11:36	65.6
13/4/2012 11:41	70.5
13/4/2012 11:46	67.8
13/4/2012 11:51	67.3
13/4/2012 11:56	65.1
13/4/2012 12:01	63.8
13/4/2012 12:06	61.5
13/4/2012 12:11	64.8
13/4/2012 12:16	63.9
13/4/2012 12:21	63.3
13/4/2012 12:26	63.6
13/4/2012 12:31	64.1
13/4/2012 12:36	63.2
13/4/2012 12:41	62.3
13/4/2012 12:46	63.7
13/4/2012 12:51	64.0
13/4/2012 12:56	64.1
13/4/2012 13:01	64.8
13/4/2012 13:06	65.3
13/4/2012 13:11	66.2
13/4/2012 13:16	68.2
13/4/2012 13:21	65.1
13/4/2012 13:26	65.8
13/4/2012 13:31	67.9
13/4/2012 13:36	68.7
13/4/2012 13:41	66.8
13/4/2012 13:46	67.3
13/4/2012 13:51	66.7
13/4/2012 13:56	66.5
13/4/2012 14:01	67.7
13/4/2012 14:06	65.8
13/4/2012 14:11	66.1
13/4/2012 14:16	67.2
13/4/2012 14:21	65.8
13/4/2012 14:26	65.6
13/4/2012 14:31	66.5
13/4/2012 14:36	67.3
13/4/2012 14:41	64.3
13/4/2012 14:46	66.9
13/4/2012 14:51	66.5
13/4/2012 14:56	67.8
13/4/2012 15:01	66.1
13/4/2012 15:06	67.0
13/4/2012 15:11	67.9

13/4/2012 15:16	68.0
13/4/2012 15:21	66.2
13/4/2012 15:26	66.7
13/4/2012 15:31	68.2
13/4/2012 15:36	67.6
13/4/2012 15:41	66.4
13/4/2012 15:46	66.7
13/4/2012 15:51	65.1
13/4/2012 15:56	66.7
13/4/2012 16:01	67.5
13/4/2012 16:06	65.7
13/4/2012 16:11	68.1
13/4/2012 16:16	65.1
13/4/2012 16:21	66.6
13/4/2012 16:26	66.6
13/4/2012 16:31	66.5
13/4/2012 16:36	65.0
13/4/2012 16:41	65.2
13/4/2012 16:46	65.3
13/4/2012 16:51	65.8
13/4/2012 16:56	64.4
13/4/2012 17:01	65.6
13/4/2012 17:06	65.4
13/4/2012 17:11	67.0
13/4/2012 17:16	67.5
13/4/2012 17:21	65.9
13/4/2012 17:26	67.8
13/4/2012 17:31	67.4
13/4/2012 17:36	68.4
13/4/2012 17:41	67.0
13/4/2012 17:46	66.2
13/4/2012 17:51	64.4
13/4/2012 17:56	67.6
13/4/2012 18:01	67.5
13/4/2012 18:06	65.0
13/4/2012 18:11	66.0
13/4/2012 18:16	66.2
13/4/2012 18:21	64.9
13/4/2012 18:26	67.5
13/4/2012 18:31	66.5
13/4/2012 18:36	68.3
13/4/2012 18:41	66.0
13/4/2012 18:46	66.8
13/4/2012 18:51	64.9
13/4/2012 18:56	64.3
14/4/2012 7:01	63.2
14/4/2012 7:06	64.2
14/4/2012 7:11	63.5
14/4/2012 7:16	63.5
14/4/2012 7:21	63.1
14/4/2012 7:26	63.4
14/4/2012 7:31	63.6
14/4/2012 7:36	63.6
14/4/2012 7:41	63.9
14/4/2012 7:46	63.8
14/4/2012 7:51	64.0
14/4/2012 7:56	63.3
14/4/2012 8:01	64.1
14/4/2012 8:06	64.0
14/4/2012 8:11	63.2
14/4/2012 8:16	64.4
14/4/2012 8:21	65.0
14/4/2012 8:26	65.1
14/4/2012 8:31	64.9
14/4/2012 8:36	64.2
14/4/2012 8:41	66.6
14/4/2012 8:46	65.2
14/4/2012 8:51	65.0
14/4/2012 8:56	65.1
14/4/2012 9:01	67.1
14/4/2012 9:06	66.2
14/4/2012 9:11	65.3
14/4/2012 9:16	66.0
14/4/2012 9:21	65.5
14/4/2012 9:26	67.4
14/4/2012 9:31	67.4
14/4/2012 9:36	67.5
14/4/2012 9:41	67.4
14/4/2012 9:46	67.0
14/4/2012 9:51	67.3
14/4/2012 9:56	67.5
14/4/2012 10:01	67.3
14/4/2012 10:06	67.2
14/4/2012 10:11	66.9
14/4/2012 10:16	66.9
14/4/2012 10:21	67.7
14/4/2012 10:26	68.2
14/4/2012 10:31	68.5
14/4/2012 10:36	68.7
14/4/2012 10:41	68.1
14/4/2012 10:46	67.1
14/4/2012 10:51	66.7
14/4/2012 10:56	67.3
14/4/2012 11:01	67.0
14/4/2012 11:06	67.4
14/4/2012 11:11	68.4
14/4/2012 11:16	69.1
14/4/2012 11:21	66.3
14/4/2012 11:26	66.3
14/4/2012 11:31	66.4
14/4/2012 11:36	68.6
14/4/2012 11:41	65.8
14/4/2012 11:46	65.3
14/4/2012 11:51	65.4
14/4/2012 11:56	64.9
14/4/2012 12:01	64.2
14/4/2012 12:06	64.3
14/4/2012 12:11	64.3
14/4/2012 12:16	63.3
14/4/2012 12:21	63.3

14/4/2012 12:26	63.6
14/4/2012 12:31	64.4
14/4/2012 12:36	63.8
14/4/2012 12:41	61.9
14/4/2012 12:46	61.8
14/4/2012 12:51	62.5
14/4/2012 12:56	62.6
14/4/2012 13:01	62.9
14/4/2012 13:06	63.3
14/4/2012 13:11	64.4
14/4/2012 13:16	65.0
14/4/2012 13:21	64.0
14/4/2012 13:26	64.9
14/4/2012 13:31	66.1
14/4/2012 13:36	63.9
14/4/2012 13:41	64.0
14/4/2012 13:46	64.2
14/4/2012 13:51	63.8
14/4/2012 13:56	65.2
14/4/2012 14:01	65.7
14/4/2012 14:06	65.7
14/4/2012 14:11	66.3
14/4/2012 14:16	67.1
14/4/2012 14:21	67.5
14/4/2012 14:26	67.9
14/4/2012 14:31	67.5
14/4/2012 14:36	69.1
14/4/2012 14:41	67.6
14/4/2012 14:46	65.8
14/4/2012 14:51	66.4
14/4/2012 14:56	66.4
14/4/2012 15:01	66.7
14/4/2012 15:06	67.3
14/4/2012 15:11	66.9
14/4/2012 15:16	67.1
14/4/2012 15:21	67.3
14/4/2012 15:26	67.0
14/4/2012 15:31	67.5
14/4/2012 15:36	67.2
14/4/2012 15:41	67.6
14/4/2012 15:46	66.6
14/4/2012 15:51	67.3
14/4/2012 15:56	68.9
14/4/2012 16:01	69.8
14/4/2012 16:06	69.0
14/4/2012 16:11	70.1
14/4/2012 16:16	68.7
14/4/2012 16:21	68.2
14/4/2012 16:26	67.3
14/4/2012 16:31	65.8
14/4/2012 16:36	67.7
14/4/2012 16:41	67.9
14/4/2012 16:46	67.9
14/4/2012 16:51	67.4
14/4/2012 16:56	68.2
14/4/2012 17:01	67.9
14/4/2012 17:06	69.3
14/4/2012 17:11	66.2
14/4/2012 17:16	68.0
14/4/2012 17:21	69.7
14/4/2012 17:26	69.9
14/4/2012 17:31	67.2
14/4/2012 17:36	66.9
14/4/2012 17:41	67.6
14/4/2012 17:46	66.8
14/4/2012 17:51	66.9
14/4/2012 17:56	67.4
14/4/2012 18:01	66.5
14/4/2012 18:06	65.7
14/4/2012 18:11	66.3
14/4/2012 18:16	65.3
14/4/2012 18:21	65.8
14/4/2012 18:26	67.1
14/4/2012 18:31	65.8
14/4/2012 18:36	66.3
14/4/2012 18:41	65.9
14/4/2012 18:46	63.3
14/4/2012 18:51	63.1
14/4/2012 18:56	62.3
16/4/2012 7:01	62.4
16/4/2012 7:06	61.7
16/4/2012 7:11	62.1
16/4/2012 7:16	62.2
16/4/2012 7:21	62.7
16/4/2012 7:26	63.1
16/4/2012 7:31	64.7
16/4/2012 7:36	62.7
16/4/2012 7:41	63.4
16/4/2012 7:46	63.2
16/4/2012 7:51	63.3
16/4/2012 7:56	63.5
16/4/2012 8:01	64.2
16/4/2012 8:06	64.9
16/4/2012 8:11	65.3
16/4/2012 8:16	65.4
16/4/2012 8:21	64.9
16/4/2012 8:26	65.2
16/4/2012 8:31	65.5
16/4/2012 8:36	65.2
16/4/2012 8:41	67.2
16/4/2012 8:46	66.7
16/4/2012 8:51	65.3
16/4/2012 8:56	66.8
16/4/2012 9:01	66.1
16/4/2012 9:06	66.2
16/4/2012 9:11	66.2
16/4/2012 9:16	65.8
16/4/2012 9:21	65.7
16/4/2012 9:26	64.2
16/4/2012 9:31	66.1

16/4/2012 9:36	65.0
16/4/2012 9:41	65.2
16/4/2012 9:46	65.5
16/4/2012 9:51	66.3
16/4/2012 9:56	69.3
16/4/2012 10:01	67.7
16/4/2012 10:06	65.9
16/4/2012 10:11	69.1
16/4/2012 10:16	69.9
16/4/2012 10:21	68.7
16/4/2012 10:26	66.2
16/4/2012 10:31	67.4
16/4/2012 10:36	67.2
16/4/2012 10:41	65.9
16/4/2012 10:46	67.7
16/4/2012 10:51	67.3
16/4/2012 10:56	67.1
16/4/2012 11:01	67.2
16/4/2012 11:06	67.6
16/4/2012 11:11	66.1
16/4/2012 11:16	65.2
16/4/2012 11:21	64.9
16/4/2012 11:26	64.6
16/4/2012 11:31	63.1
16/4/2012 11:36	64.7
16/4/2012 11:41	64.1
16/4/2012 11:46	62.7
16/4/2012 11:51	63.1
16/4/2012 11:56	64.4
16/4/2012 12:01	63.6
16/4/2012 12:06	63.0
16/4/2012 12:11	63.1
16/4/2012 12:16	62.8
16/4/2012 12:21	62.1
16/4/2012 12:26	62.3
16/4/2012 12:31	62.5
16/4/2012 12:36	62.6
16/4/2012 12:41	62.5
16/4/2012 12:46	62.5
16/4/2012 12:51	63.1
16/4/2012 12:56	65.9
16/4/2012 13:01	65.6
16/4/2012 13:06	66.9
16/4/2012 13:11	67.2
16/4/2012 13:16	68.2
16/4/2012 13:21	68.1
16/4/2012 13:26	67.6
16/4/2012 13:31	68.0
16/4/2012 13:36	67.7
16/4/2012 13:41	67.8
16/4/2012 13:46	69.6
16/4/2012 13:51	68.8
16/4/2012 13:56	68.0
16/4/2012 14:01	67.8
16/4/2012 14:06	67.7
16/4/2012 14:11	67.7
16/4/2012 14:16	68.1
16/4/2012 14:21	67.9
16/4/2012 14:26	67.3
16/4/2012 14:31	67.4
16/4/2012 14:36	67.0
16/4/2012 14:41	67.0
16/4/2012 14:46	67.0
16/4/2012 14:51	66.7
16/4/2012 14:56	65.4
16/4/2012 15:01	66.4
16/4/2012 15:06	68.1
16/4/2012 15:11	67.2
16/4/2012 15:16	67.2
16/4/2012 15:21	67.4
16/4/2012 15:26	67.8
16/4/2012 15:31	68.4
16/4/2012 15:36	66.2
16/4/2012 15:41	65.3
16/4/2012 15:46	68.4
16/4/2012 15:51	68.7
16/4/2012 15:56	66.5
16/4/2012 16:01	68.4
16/4/2012 16:06	67.9
16/4/2012 16:11	66.4
16/4/2012 16:16	67.9
16/4/2012 16:21	67.4
16/4/2012 16:26	64.7
16/4/2012 16:31	64.4
16/4/2012 16:36	67.2
16/4/2012 16:41	64.7
16/4/2012 16:46	63.8
16/4/2012 16:51	63.9
16/4/2012 16:56	64.0
16/4/2012 17:01	68.6
16/4/2012 17:06	65.3
16/4/2012 17:11	65.7
16/4/2012 17:16	68.1
16/4/2012 17:21	66.2
16/4/2012 17:26	65.3
16/4/2012 17:31	64.6
16/4/2012 17:36	66.9
16/4/2012 17:41	67.3
16/4/2012 17:46	67.0
16/4/2012 17:51	68.3
16/4/2012 17:56	68.0
16/4/2012 18:01	69.4
16/4/2012 18:06	65.7
16/4/2012 18:11	64.4
16/4/2012 18:16	66.0
16/4/2012 18:21	64.5
16/4/2012 18:26	64.0
16/4/2012 18:31	63.1
16/4/2012 18:36	63.8
16/4/2012 18:41	62.9

16/4/2012 18:46	64.4
16/4/2012 18:51	63.5
16/4/2012 18:56	63.3
17/4/2012 7:01	60.1
17/4/2012 7:06	60.3
17/4/2012 7:11	61.1
17/4/2012 7:16	60.3
17/4/2012 7:21	60.8
17/4/2012 7:26	60.3
17/4/2012 7:31	60.3
17/4/2012 7:36	60.2
17/4/2012 7:41	61.4
17/4/2012 7:46	64.2
17/4/2012 7:51	61.4
17/4/2012 7:56	61.3
17/4/2012 8:01	61.3
17/4/2012 8:06	62.3
17/4/2012 8:11	69.5
17/4/2012 8:16	64.1
17/4/2012 8:21	64.6
17/4/2012 8:26	64.0
17/4/2012 8:31	64.6
17/4/2012 8:36	64.0
17/4/2012 8:41	62.2
17/4/2012 8:46	62.8
17/4/2012 8:51	62.6
17/4/2012 8:56	64.0
17/4/2012 9:01	63.6
17/4/2012 9:06	64.2
17/4/2012 9:11	62.1
17/4/2012 9:16	63.1
17/4/2012 9:21	61.8
17/4/2012 9:26	63.0
17/4/2012 9:31	62.2
17/4/2012 9:36	63.8
17/4/2012 9:41	65.0
17/4/2012 9:46	63.8
17/4/2012 9:51	64.2
17/4/2012 9:56	64.6
17/4/2012 10:01	64.9
17/4/2012 10:06	65.4
17/4/2012 10:11	66.6
17/4/2012 10:16	68.1
17/4/2012 10:21	68.5
17/4/2012 10:26	68.0
17/4/2012 10:31	64.1
17/4/2012 10:36	64.3
17/4/2012 10:41	64.0
17/4/2012 10:46	63.1
17/4/2012 10:51	62.1
17/4/2012 10:56	62.6
17/4/2012 11:01	62.7
17/4/2012 11:06	62.9
17/4/2012 11:11	62.3
17/4/2012 11:16	62.0
17/4/2012 11:21	62.5
17/4/2012 11:26	62.5
17/4/2012 11:31	63.3
17/4/2012 11:36	62.1
17/4/2012 11:41	62.4
17/4/2012 11:46	62.1
17/4/2012 11:51	62.5
17/4/2012 11:56	62.3
17/4/2012 12:01	63.3
17/4/2012 12:06	62.0
17/4/2012 12:11	62.1
17/4/2012 12:16	61.6
17/4/2012 12:21	63.0
17/4/2012 12:26	61.0
17/4/2012 12:31	61.1
17/4/2012 12:36	61.2
17/4/2012 12:41	62.6
17/4/2012 12:46	63.3
17/4/2012 12:51	62.8
17/4/2012 12:56	61.9
17/4/2012 13:01	61.7
17/4/2012 13:06	61.4
17/4/2012 13:11	61.9
17/4/2012 13:16	63.6
17/4/2012 13:21	63.7
17/4/2012 13:26	62.6
17/4/2012 13:31	61.7
17/4/2012 13:36	62.1
17/4/2012 13:41	62.7
17/4/2012 13:46	62.2
17/4/2012 13:51	64.3
17/4/2012 13:56	64.5
17/4/2012 14:01	64.8
17/4/2012 14:06	65.7
17/4/2012 14:11	64.6
17/4/2012 14:16	64.0
17/4/2012 14:21	63.8
17/4/2012 14:26	65.0
17/4/2012 14:31	63.8
17/4/2012 14:36	61.9
17/4/2012 14:41	62.4
17/4/2012 14:46	62.9
17/4/2012 14:51	62.2
17/4/2012 14:56	62.0
17/4/2012 15:01	64.2
17/4/2012 15:06	63.1
17/4/2012 15:11	63.0
17/4/2012 15:16	62.7
17/4/2012 15:21	65.2
17/4/2012 15:26	65.6
17/4/2012 15:31	63.0
17/4/2012 15:36	66.8
17/4/2012 15:41	70.2
17/4/2012 15:46	69.9
17/4/2012 15:51	72.0

Real-time Noise Data RTN2 (Oil Street Community Liaison Centre)

17/4/2012 15:56	70.7	18/4/2012 13:06	64.9	19/4/2012 10:16	66.4	20/4/2012 7:26	60.7	20/4/2012 16:36	65.0	21/4/2012 13:46	65.3
17/4/2012 16:01	69.0	18/4/2012 13:11	64.7	19/4/2012 10:21	66.2	20/4/2012 7:31	63.0	20/4/2012 16:41	65.2	21/4/2012 13:51	66.8
17/4/2012 16:06	67.5	18/4/2012 13:16	65.9	19/4/2012 10:26	66.5	20/4/2012 7:36	61.8	20/4/2012 16:46	65.3	21/4/2012 13:56	68.8
17/4/2012 16:11	66.2	18/4/2012 13:21	67.2	19/4/2012 10:31	67.0	20/4/2012 7:41	62.3	20/4/2012 16:51	65.8	21/4/2012 14:01	67.4
17/4/2012 16:16	65.8	18/4/2012 13:26	64.2	19/4/2012 10:36	66.0	20/4/2012 7:46	61.7	20/4/2012 16:56	64.4	21/4/2012 14:06	66.3
17/4/2012 16:21	65.0	18/4/2012 13:31	64.6	19/4/2012 10:41	65.6	20/4/2012 7:51	63.6	20/4/2012 17:01	65.6	21/4/2012 14:11	66.4
17/4/2012 16:26	64.7	18/4/2012 13:36	66.2	19/4/2012 10:46	65.4	20/4/2012 7:56	63.4	20/4/2012 17:06	65.4	21/4/2012 14:16	66.9
17/4/2012 16:31	64.7	18/4/2012 13:41	65.8	19/4/2012 10:51	65.9	20/4/2012 8:01	63.5	20/4/2012 17:11	67.0	21/4/2012 14:21	65.9
17/4/2012 16:36	64.2	18/4/2012 13:46	65.5	19/4/2012 10:56	64.9	20/4/2012 8:06	66.2	20/4/2012 17:16	67.5	21/4/2012 14:26	66.5
17/4/2012 16:41	64.9	18/4/2012 13:51	64.2	19/4/2012 11:01	64.8	20/4/2012 8:11	62.5	20/4/2012 17:21	65.9	21/4/2012 14:31	66.1
17/4/2012 16:46	65.7	18/4/2012 13:56	65.7	19/4/2012 11:06	65.2	20/4/2012 8:16	63.4	20/4/2012 17:26	67.8	21/4/2012 14:36	66.1
17/4/2012 16:51	67.0	18/4/2012 14:01	65.6	19/4/2012 11:11	65.5	20/4/2012 8:21	66.3	20/4/2012 17:31	67.4	21/4/2012 14:41	65.1
17/4/2012 16:56	64.8	18/4/2012 14:06	65.5	19/4/2012 11:16	68.1	20/4/2012 8:26	65.5	20/4/2012 17:36	68.4	21/4/2012 14:46	65.6
17/4/2012 17:01	66.2	18/4/2012 14:11	65.1	19/4/2012 11:21	65.9	20/4/2012 8:31	65.5	20/4/2012 17:41	67.0	21/4/2012 14:51	66.5
17/4/2012 17:06	65.0	18/4/2012 14:16	65.0	19/4/2012 11:26	66.8	20/4/2012 8:36	63.9	20/4/2012 17:46	66.2	21/4/2012 14:56	65.6
17/4/2012 17:11	65.9	18/4/2012 14:21	64.5	19/4/2012 11:31	66.1	20/4/2012 8:41	65.5	20/4/2012 17:51	64.4	21/4/2012 15:01	67.3
17/4/2012 17:16	66.2	18/4/2012 14:26	63.7	19/4/2012 11:36	67.9	20/4/2012 8:46	62.6	20/4/2012 17:56	67.6	21/4/2012 15:06	67.0
17/4/2012 17:21	64.8	18/4/2012 14:31	63.7	19/4/2012 11:41	70.6	20/4/2012 8:51	64.4	20/4/2012 18:01	67.5	21/4/2012 15:11	66.7
17/4/2012 17:26	65.7	18/4/2012 14:36	65.3	19/4/2012 11:46	66.9	20/4/2012 8:56	64.5	20/4/2012 18:06	65.0	21/4/2012 15:16	67.6
17/4/2012 17:31	66.2	18/4/2012 14:41	65.0	19/4/2012 11:51	66.5	20/4/2012 9:01	63.3	20/4/2012 18:11	66.0	21/4/2012 15:21	64.9
17/4/2012 17:36	65.5	18/4/2012 14:46	67.1	19/4/2012 11:56	65.2	20/4/2012 9:06	63.5	20/4/2012 18:16	66.2	21/4/2012 15:26	67.1
17/4/2012 17:41	63.7	18/4/2012 14:51	66.3	19/4/2012 12:01	65.0	20/4/2012 9:11	62.5	20/4/2012 18:21	64.9	21/4/2012 15:31	68.8
17/4/2012 17:46	63.4	18/4/2012 14:56	63.8	19/4/2012 12:06	63.9	20/4/2012 9:16	64.5	20/4/2012 18:26	67.5	21/4/2012 15:36	67.9
17/4/2012 17:51	66.8	18/4/2012 15:01	62.8	19/4/2012 12:11	62.5	20/4/2012 9:21	64.7	20/4/2012 18:31	66.5	21/4/2012 15:41	66.8
17/4/2012 17:56	66.6	18/4/2012 15:06	64.1	19/4/2012 12:16	63.5	20/4/2012 9:26	63.4	20/4/2012 18:36	68.3	21/4/2012 15:46	67.3
17/4/2012 18:01	63.6	18/4/2012 15:11	64.1	19/4/2012 12:21	62.9	20/4/2012 9:31	63.2	20/4/2012 18:41	66.0	21/4/2012 15:51	66.6
17/4/2012 18:06	63.9	18/4/2012 15:16	64.5	19/4/2012 12:26	64.7	20/4/2012 9:36	64.9	20/4/2012 18:46	66.8	21/4/2012 15:56	65.9
17/4/2012 18:11	63.6	18/4/2012 15:21	65.4	19/4/2012 12:31	62.7	20/4/2012 9:41	63.0	20/4/2012 18:51	64.9	21/4/2012 16:01	65.8
17/4/2012 18:16	63.2	18/4/2012 15:26	65.2	19/4/2012 12:36	62.1	20/4/2012 9:46	65.8	20/4/2012 18:56	64.3	21/4/2012 16:06	66.5
17/4/2012 18:21	65.0	18/4/2012 15:31	66.0	19/4/2012 12:41	63.0	20/4/2012 9:51	65.6	21/4/2012 7:01	61.4	21/4/2012 16:11	66.4
17/4/2012 18:26	63.4	18/4/2012 15:36	65.3	19/4/2012 12:46	63.6	20/4/2012 9:56	65.3	21/4/2012 7:06	63.0	21/4/2012 16:16	64.9
17/4/2012 18:31	65.9	18/4/2012 15:41	65.4	19/4/2012 12:51	63.1	20/4/2012 10:01	66.2	21/4/2012 7:11	61.8	21/4/2012 16:21	66.6
17/4/2012 18:36	63.2	18/4/2012 15:46	66.2	19/4/2012 12:56	63.9	20/4/2012 10:06	65.0	21/4/2012 7:16	61.7	21/4/2012 16:26	65.6
17/4/2012 18:41	63.6	18/4/2012 15:51	66.1	19/4/2012 13:01	63.8	20/4/2012 10:11	68.0	21/4/2012 7:21	60.5	21/4/2012 16:31	66.1
17/4/2012 18:46	63.2	18/4/2012 15:56	65.4	19/4/2012 13:06	62.3	20/4/2012 10:16	65.7	21/4/2012 7:26	61.0	21/4/2012 16:36	65.4
17/4/2012 18:51	63.4	18/4/2012 16:01	65.1	19/4/2012 13:11	63.3	20/4/2012 10:21	67.4	21/4/2012 7:31	60.9	21/4/2012 16:41	65.0
17/4/2012 18:56	63.8	18/4/2012 16:06	64.3	19/4/2012 13:16	67.1	20/4/2012 10:26	66.0	21/4/2012 7:36	61.9	21/4/2012 16:46	66.4
18/4/2012 7:01	64.1	18/4/2012 16:11	64.9	19/4/2012 13:21	64.7	20/4/2012 10:31	66.8	21/4/2012 7:41	63.4	21/4/2012 16:51	64.8
18/4/2012 7:06	63.6	18/4/2012 16:16	64.4	19/4/2012 13:26	65.5	20/4/2012 10:36	65.9	21/4/2012 7:46	63.2	21/4/2012 16:56	65.0
18/4/2012 7:11	64.0	18/4/2012 16:21	65.4	19/4/2012 13:31	67.7	20/4/2012 10:41	68.4	21/4/2012 7:51	64.3	21/4/2012 17:01	65.4
18/4/2012 7:16	63.7	18/4/2012 16:26	64.1	19/4/2012 13:36	66.9	20/4/2012 10:46	68.2	21/4/2012 7:56	64.9	21/4/2012 17:06	66.4
18/4/2012 7:21	63.7	18/4/2012 16:31	65.2	19/4/2012 13:41	66.0	20/4/2012 10:51	67.4	21/4/2012 8:01	63.3	21/4/2012 17:11	66.9
18/4/2012 7:26	64.1	18/4/2012 16:36	63.7	19/4/2012 13:46	67.1	20/4/2012 10:56	66.3	21/4/2012 8:06	66.2	21/4/2012 17:16	67.2
18/4/2012 7:31	63.9	18/4/2012 16:41	64.8	19/4/2012 13:51	67.4	20/4/2012 11:01	66.1	21/4/2012 8:11	64.6	21/4/2012 17:21	65.7
18/4/2012 7:36	64.0	18/4/2012 16:46	64.3	19/4/2012 13:56	67.4	20/4/2012 11:06	66.1	21/4/2012 8:16	63.1	21/4/2012 17:26	67.3
18/4/2012 7:41	64.5	18/4/2012 16:51	64.5	19/4/2012 14:01	67.1	20/4/2012 11:11	67.1	21/4/2012 8:21	65.7	21/4/2012 17:31	67.3
18/4/2012 7:46	64.7	18/4/2012 16:56	66.0	19/4/2012 14:06	66.1	20/4/2012 11:16	67.5	21/4/2012 8:26	65.0	21/4/2012 17:36	68.3
18/4/2012 7:51	65.7	18/4/2012 17:01	66.2	19/4/2012 14:11	66.4	20/4/2012 11:21	65.2	21/4/2012 8:31	64.0	21/4/2012 17:41	68.2
18/4/2012 7:56	64.0	18/4/2012 17:06	64.8	19/4/2012 14:16	67.1	20/4/2012 11:26	67.0	21/4/2012 8:36	64.2	21/4/2012 17:46	66.5
18/4/2012 8:01	64.9	18/4/2012 17:11	65.1	19/4/2012 14:21	64.9	20/4/2012 11:31	68.0	21/4/2012 8:41	63.3	21/4/2012 17:51	66.6
18/4/2012 8:06	64.5	18/4/2012 17:16	63.9	19/4/2012 14:26	66.2	20/4/2012 11:36	65.6	21/4/2012 8:46	63.1	21/4/2012 17:56	67.0
18/4/2012 8:11	64.2	18/4/2012 17:21	63.8	19/4/2012 14:31	65.8	20/4/2012 11:41	70.5	21/4/2012 8:51	64.7	21/4/2012 18:01	68.6
18/4/2012 8:16	65.6	18/4/2012 17:26	64.2	19/4/2012 14:36	67.0	20/4/2012 11:46	67.8	21/4/2012 8:56	63.8	21/4/2012 18:06	64.4
18/4/2012 8:21	65.4	18/4/2012 17:31	65.8	19/4/2012 14:41	65.7	20/4/2012 11:51	67.3	21/4/2012 9:01	65.1	21/4/2012 18:11	65.8
18/4/2012 8:26	64.3	18/4/2012 17:36	64.7	19/4/2012 14:46	64.9	20/4/2012 11:56	65.1	21/4/2012 9:06	63.0	21/4/2012 18:16	65.7
18/4/2012 8:31	65.9	18/4/2012 17:41	64.4	19/4/2012 14:51	65.3	20/4/2012 12:01	63.8	21/4/2012 9:11	64.6	21/4/2012 18:21	66.6
18/4/2012 8:36	64.9	18/4/2012 17:46	64.3	19/4/2012 14:56	67.1	20/4/2012 12:06	61.5	21/4/2012 9:16	63.8	21/4/2012 18:26	67.2
18/4/2012 8:41	64.4	18/4/2012 17:51	64.8	19/4/2012 15:01	65.4	20/4/2012 12:11	64.8	21/4/2012 9:21	62.7	21/4/2012 18:31	66.5
18/4/2012 8:46	63.6	18/4/2012 17:56	64.8	19/4/2012 15:06	65.9	20/4/2012 12:16	63.9	21/4/2012 9:26	62.5	21/4/2012 18:36	66.2
18/4/2012 8:51	64.5	18/4/2012 18:01	66.4	19/4/2012 15:11	65.8	20/4/2012 12:21	63.3	21/4/2012 9:31	63.8	21/4/2012 18:41	66.1
18/4/2012 8:56	64.7	18/4/2012 18:06	66.4	19/4/2012 15:16	68.9	20/4/2012 12:26	63.6	21/4/2012 9:36	63.7	21/4/2012 18:46	66.6
18/4/2012 9:01	63.6	18/4/2012 18:11	66.8	19/4/2012 15:21	65.0	20/4/2012 12:31	64.1	21/4/2012 9:41	64.1	21/4/2012 18:51	64.7
18/4/2012 9:06	63.8	18/4/2012 18:16	65.3	19/4/2012 15:26	66.7	20/4/2012 12:36	63.2	21/4/2012 9:46	65.7	21/4/2012 18:56	66.7
18/4/2012 9:11	64.6	18/4/2012 18:21	63.7	19/4/2012 15:31	69.8	20/4/2012 12:41	62.3	21/4/2012 9:51	64.6	23/4/2012 7:01	59.6
18/4/2012 9:16	64.0	18/4/2012 18:26	65.7	19/4/2012 15:36	69.6	20/4/2012 12:46	63.7	21/4/2012 9:56	65.6	23/4/2012 7:06	59.4
18/4/2012 9:21	63.3	18/4/2012 18:31	64.0	19/4/2012 15:41	65.9	20/4/2012 12:51	64.0	21/4/2012 10:01	66.2	23/4/2012 7:11	58.1
18/4/2012 9:26	66.2	18/4/2012 18:36	64.5	19/4/2012 15:46	67.0	20/4/2012 12:56	64.1	21/4/2012 10:06	64.5	23/4/2012 7:16	60.5
18/4/2012 9:31	65.3	18/4/2012 18:41	65.6	19/4/2012 15:51	65.9	20/4/2012 13:01	64.8	21/4/2012 10:11	66.7	23/4/2012 7:21	60.4
18/4/2012 9:36	64.2	18/4/2012 18:46	64.6	19/4/2012 15:56	66.1	20/4/2012 13:06	65.3	21/4/2012 10:16	65.2	23/4/2012 7:26	60.1
18/4/2012 9:41	65.7	18/4/2012 18:51	64.6	19/4/2012 16:01	66.5	20/4/2012 13:11	66.2	21/4/2012 10:21	66.6	23/4/2012 7:31	59.6
18/4/2012 9:46	64.9	18/4/2012 18:56	64.9	19/4/2012 16:06	67.0	20/4/2012 13:16	68.2	21/4/2012 10:26	66.4	23/4/2012 7:36	59.5
18/4/2012 9:51	65.0	19/4/2012 7:01	65.2	19/4/2012 16:11	66.7	20/4/2012 13:21	65.1	21/4/2012 10:31	66.2	23/4/2012 7:41	58.1
18/4/2012 9:56	64.9	19/4/2012 7:06	62.3	19/4/2012 16:16	65.1	20/4/2012 13:26	65.8	21/4/2012 10:36	67.3	23/4/2012 7:46	58.2
18/4/2012 10:01	65.3	19/4/2012 7:11	64.2	19/4/2012 16:21	67.1	20/4/2012 13:31	67.9	21/4/2012 10:41	69.0	23/4/2012 7:51	58.3
18/4/2012 10:06	65.8	19/4/2012 7:16	63.5	19/4/2012 16:26	66.3	20/4/2012 13:36	68.7	21/4/2012 10:46	67.3	23/4/2012 7:56	58.7
18/4/2012 10:11	65.9	19/4/2012 7:21	62.4	19/4/2012 16:31	66.0	20/4/2012 13:41	66.8	21/4/2012 10:51	68.7	23/4/2012 8:01	59.1
18/4/2012 10:16	65.8	19/4/2012 7:26	63.3	19/4/2012 16:36	66.2	20/4/2012 13:46	67.3	21/4/2012 10:56	66.4	23/4/2012 8:06	58.4
18/4/2012 10:21	65.7	19/4/2012 7:31	63.3	19/4/2012 16:41	67.0	20/4/2012 13:51	66.7	21/4/2012 11:01	65.6	23/4/2012 8:11	56.8
18/4/2012 10:26	65.5	19/4/2012 7:36	63.9	19/4/2012 16:46	64.7	20/4/2012 13:56	66.5	21/4/2012 11:06	65.5	23/4/2012 8:16	59.1
18/4/2012 10:31	65.1	19/4/2012 7:41	64.2	19/4/2012 16:51	65.1	20/4/2012 14:01	67.7	21/4/2012 11:11	66.5	23/4/2012 8:21	58.3
18/4/2012 10:36	65.4	19/4/2012 7:46	64.7	19/4/2012 16:56	64.7	20/4/2012 14:06	65.8	21/4/2012 11:16	67.4	23/4/2012 8:26	56.9
18/4/2012 10:41	65.7	19/4/2012 7:51	64.8	19/4/2012 17:01	65.8	20/4/2012 14:11	66.1	21/4/2012 11:21	65.5	23/4/2012 8:31	59.1
18/4/2012 10:46	64.4	19/4/2012 7:56	64.6	19/4/2012 17:06	66.0	20/4/2012 14:16	67.2	21/4/2012 11:26	65.1	23/4/2012 8:36	56.9
18/4/2012 10:51	64.2	19/4/2012 8:01	64.2	19/4/2012 17:11	66.9	20/4/2012 14:21	65.8	21/4/2012 11:31	66.0	23/4/2012 8:41	57.2
18/4/2012 10:56	64.5	19/4/2012 8:06	64.6	19/4/2012 17:16	66.7	20/4/2012 14:26	65.6	21/4/2012 11:36	68.1	23/4/2012 8:46	58.2
18/4/2012 11:01	65.6	19/4/2012 8:11	64.2	19/4/2012 17:21	66.3	20/4/2012 14:31	66.5	21/4/2012 11:41	70.6	23/4/2012 8:51	56.3
18/4/2012 11:06	65.3	19/4/2012 8:16	64.1	19/4/2012 17:26	66.8	20/4/2012 14:36	67.3	21/4/2012 11:46	67.5	23/4/2012 8:56	57.5
18/4/2012 11:11	65.1	19/4/2012 8:21	67.6	19/4/2012 17:31	67.4	20/4/2012 14:41	64.3	21/4/2012 11:51	68.0	23/4/2012 9:01	57.5
18/4/2012 11:16	66.4	19/4/2012 8:26	65.0	19/4/2012 17:36	68.7	20/4/2012 14:46	66.9	21/4/2012 11:56	65.0	23/4/2012 9:06	56.7
18/4/2012 11:21	65.7	19/4/2012 8:31	65.9	19/4/2012 17:41	67.7	20/4/2012 14:51	66.5	21/4/2012 12:01	64.6	23/4/2012 9:11	55.9
18/4/2012 11:26	64.9	19/4/2012 8:36	65.1	19/4/2012 17:46	67.2	20/4/2012 14:56	67.8	21/4/2012 12:06	62.7	23/4/2012 9:16	57.6
18/4/2012 11:31	64.1	19/4/2012 8:41	64.3	19/4/2012 17:51	66.4	20/4/2012 15:01	66.1	21/4/2012 12:11	64.2	23/4/2012 9:21	57.3
18/4/2012 11:36	65.7	19/4/2012 8:46	63.5	19/4/2012 17:56	69.7	20/4/2012 15:06	67.0	21/4/2012 12:16	62.9	23/4/2012 9:26	53.1
18/4/2012 11:41	64.5	19/4/2012 8:51	63.8	19/4/2012 18:01	68.2	20/4/2012 15:11	67.9	21/4/2012 12:21	65.2	23/4/2012 9:31	56.8
18/4/2012 11:46	65.2	19/4/2012 8:56	65.1	19/4/2012 18:06	64.1	20/4/2012 15:16	68.0	21/4/2012 12:26	63.3	23/4/2012 9:36	56.1
18/4/2012 11:51	64.8	19/4/2012 9:01	64.7	19/4/2012 18:11	66.5	20/4/2012 15:21	66.2	21/4/2012 12:31	63.8	23/4/2012 9:41	54.2
18/4/2012 11:56	64.3	19/4/2012 9:06	66.4	19/4/2012 18:16	65.9	20/4/2012 15:26	66.7	21/4/2012 12:36	62.4	23/4/2012 9:46	56.8
18/4/2012 12:01	64.5	19/4/2012 9:11	65.5	19/4/2012 18:21	64.5	20/4/2012 15:31	68.2	21/4/2012 12:41	63.7	23/4/2012 9:51	54.6
18/4/2012 12:06	65.6	19/4/2012 9:16	64.3	19/4/2012 18:26	67.3	20/4/2012 15:36	67.6	21/4/2012 12:46	63.6	23/4/2012 9:56	57.7
18/4/2012 12:11	66.4	19/4/2012 9:21	66.8	19/4/2012 18:31	66.2	20/4/2012 15:41	66.4	21/4/2012 12:51	64.5	23/4/2012 10:01	56.0
18/4/2012 12:16	64.5	19/4/2012 9:26	64.6	19/4/2012 18:36	65.6	20/4/2012 15:46	66.7	21/4/2012 12:56	64.0	23/4/2012 10:06	55.2
18/4/2012 12:21	64.3	19/4/2012 9:31	64.8	19/4/2012 18:41	67.7	20/4/2012 15:51	65.1	21/4/2012 13:01	65.3	23/4/2012 10:11	54.2
18/4/2012 12:26	63.5	19/4/2012 9:36	65.0	19/4/2012 18:46	66.1	20/4/2012 15:56	66.7	21/4/2012 13:06	63.1	23/4/2012 10:16	55.5
18/4/2012 12:31	63.9	19/4/2012 9:41	65.4	19/4/2012 18:51	66.5	20/4/2012 16:01	67.5	21/4/2012 13:11	65.3	23/4/2012 10:21	55.1
18/4/2012 12:36	64.7	19/4/2012 9:46	66.0	19/4/2012 18:56	64.9	20/4/2012 16:06	65.7	21/4/2012 13:16	66.6	23/4/2012 10:26	55.3
18/4/2012 12:41	66.1	19/4/2012 9:51	67.7	20/4/2012 7:01	60.5	20/4/2012 16:11	68.1	21/4/2012 13:21	64.2	23/4/2012 10:31	56.1
18/4/2012 12:46	64.4	19/4/2012 9:56	66.7	20/4/2012 7:06	62.2	20/4/2012 16:16	65.1	21/4/2012 13:26	66.2	23/4/2012 10:36	56.5
18/4/2012 12:51	64.3	19/4/2012 10:01	67.3	20/4/2012 7:11	61.9	20/4/2012 16:21	66.6	21/4/2012 13:31	69.0	23/4/2012 10:41	56.6
18/4/2012 12:56	64.2	19/4/2012 10:06	68.4	20/4/2012 7:16	63.6	20/4/2012 16:26	66.6	21/4/2012 13:36	69.4	23/4/2012 10:46	55.8
18/4/2012 13:01	64.8	19/4/2012 10:11	65.8	20/4/2012 7:21	61.0	20/4/2012 16:31	66.5	21/4/2012 13:41	66.5	23/4/2012 10:51	55.6

Real-time Noise Data RTN2 (Oil Street Community Liaison Centre)

23/4/2012 10:56	56.7
23/4/2012 11:01	56.5
23/4/2012 11:06	53.5
23/4/2012 11:11	54.5
23/4/2012 11:16	55.6
23/4/2012 11:21	54.8
23/4/2012 11:26	55.2
23/4/2012 11:31	55.8
23/4/2012 11:36	58.2
23/4/2012 11:41	56.1
23/4/2012 11:46	56.4
23/4/2012 11:51	55.4
23/4/2012 11:56	56.4
23/4/2012 12:01	56.3
23/4/2012 12:06	56.4
23/4/2012 12:11	55.4
23/4/2012 12:16	61.7
23/4/2012 12:21	55.3
23/4/2012 12:26	58.5
23/4/2012 12:31	56.2
23/4/2012 12:36	56.7
23/4/2012 12:41	57.7
23/4/2012 12:46	58.8
23/4/2012 12:51	57.0
23/4/2012 12:56	57.5
23/4/2012 13:01	58.5
23/4/2012 13:06	59.7
23/4/2012 13:11	59.7
23/4/2012 13:16	60.0
23/4/2012 13:21	58.9
23/4/2012 13:26	59.4
23/4/2012 13:31	60.3
23/4/2012 13:36	60.4
23/4/2012 13:41	62.5
23/4/2012 13:46	60.9
23/4/2012 13:51	62.2
23/4/2012 13:56	62.6
23/4/2012 14:01	62.3
23/4/2012 14:06	63.1
23/4/2012 14:11	61.2
23/4/2012 14:16	62.5
23/4/2012 14:21	61.5
23/4/2012 14:26	61.0
23/4/2012 14:31	69.5
23/4/2012 14:36	60.0
23/4/2012 14:41	62.1
23/4/2012 14:46	62.2
23/4/2012 14:51	62.7
23/4/2012 14:56	63.0
23/4/2012 15:01	65.5
23/4/2012 15:06	65.0
23/4/2012 15:11	65.6
23/4/2012 15:16	67.5
23/4/2012 15:21	65.0
23/4/2012 15:26	68.9
23/4/2012 15:31	67.6
23/4/2012 15:36	67.0
23/4/2012 15:41	69.5
23/4/2012 15:46	69.5
23/4/2012 15:51	69.2
23/4/2012 15:56	62.0
23/4/2012 16:01	68.2
23/4/2012 16:06	68.7
23/4/2012 16:11	63.6
23/4/2012 16:16	63.8
23/4/2012 16:21	63.4
23/4/2012 16:26	66.5
23/4/2012 16:31	66.3
23/4/2012 16:36	66.2
23/4/2012 16:41	67.9
23/4/2012 16:46	62.4
23/4/2012 16:51	63.8
23/4/2012 16:56	64.3
23/4/2012 17:01	64.8
23/4/2012 17:06	67.4
23/4/2012 17:11	66.8
23/4/2012 17:16	64.7
23/4/2012 17:21	65.5
23/4/2012 17:26	65.4
23/4/2012 17:31	66.1
23/4/2012 17:36	67.4
23/4/2012 17:41	67.4
23/4/2012 17:46	66.3
23/4/2012 17:51	64.8
23/4/2012 17:56	64.6
23/4/2012 18:01	63.8
23/4/2012 18:06	65.5
23/4/2012 18:11	64.3
23/4/2012 18:16	63.8
23/4/2012 18:21	63.7
23/4/2012 18:26	66.3
23/4/2012 18:31	66.5
23/4/2012 18:36	63.8
23/4/2012 18:41	63.8
23/4/2012 18:46	65.8
23/4/2012 18:51	63.8
23/4/2012 18:56	65.8
24/4/2012 7:01	61.1
24/4/2012 7:06	59.0
24/4/2012 7:11	60.4
24/4/2012 7:16	59.4
24/4/2012 7:21	59.3
24/4/2012 7:26	58.7
24/4/2012 7:31	58.3
24/4/2012 7:36	60.7
24/4/2012 7:41	59.6
24/4/2012 7:46	59.3
24/4/2012 7:51	57.2
24/4/2012 7:56	58.3
24/4/2012 8:01	57.9

24/4/2012 8:06	57.9
24/4/2012 8:11	55.8
24/4/2012 8:16	57.3
24/4/2012 8:21	58.4
24/4/2012 8:26	57.2
24/4/2012 8:31	58.7
24/4/2012 8:36	58.1
24/4/2012 8:41	56.7
24/4/2012 8:46	57.8
24/4/2012 8:51	55.5
24/4/2012 8:56	58.2
24/4/2012 9:01	57.0
24/4/2012 9:06	56.3
24/4/2012 9:11	57.8
24/4/2012 9:16	54.9
24/4/2012 9:21	56.7
24/4/2012 9:26	53.4
24/4/2012 9:31	56.4
24/4/2012 9:36	56.4
24/4/2012 9:41	54.5
24/4/2012 9:46	55.6
24/4/2012 9:51	56.0
24/4/2012 9:56	58.2
24/4/2012 10:01	55.6
24/4/2012 10:06	56.5
24/4/2012 10:11	54.4
24/4/2012 10:16	55.5
24/4/2012 10:21	56.7
24/4/2012 10:26	56.8
24/4/2012 10:31	55.0
24/4/2012 10:36	55.5
24/4/2012 10:41	57.3
24/4/2012 10:46	56.5
24/4/2012 10:51	56.5
24/4/2012 10:56	55.3
24/4/2012 11:01	56.3
24/4/2012 11:06	54.2
24/4/2012 11:11	54.6
24/4/2012 11:16	54.8
24/4/2012 11:21	55.7
24/4/2012 11:26	56.1
24/4/2012 11:31	56.5
24/4/2012 11:36	59.0
24/4/2012 11:41	55.5
24/4/2012 11:46	55.9
24/4/2012 11:51	55.9
24/4/2012 11:56	55.7
24/4/2012 12:01	56.0
24/4/2012 12:06	58.6
24/4/2012 12:11	55.7
24/4/2012 12:16	61.3
24/4/2012 12:21	56.0
24/4/2012 12:26	57.1
24/4/2012 12:31	56.7
24/4/2012 12:36	57.3
24/4/2012 12:41	57.0
24/4/2012 12:46	57.9
24/4/2012 12:51	57.3
24/4/2012 12:56	56.3
24/4/2012 13:01	59.4
24/4/2012 13:06	60.6
24/4/2012 13:11	59.5
24/4/2012 13:16	60.8
24/4/2012 13:21	58.6
24/4/2012 13:26	59.6
24/4/2012 13:31	59.4
24/4/2012 13:36	60.3
24/4/2012 13:41	60.8
24/4/2012 13:46	61.6
24/4/2012 13:51	62.3
24/4/2012 13:56	62.1
24/4/2012 14:01	62.7
24/4/2012 14:06	62.1
24/4/2012 14:11	61.6
24/4/2012 14:16	61.5
24/4/2012 14:21	61.2
24/4/2012 14:26	60.8
24/4/2012 14:31	70.2
24/4/2012 14:36	61.4
24/4/2012 14:41	62.8
24/4/2012 14:46	63.5
24/4/2012 14:51	61.0
24/4/2012 14:56	63.3
24/4/2012 15:01	66.1
24/4/2012 15:06	65.6
24/4/2012 15:11	66.1
24/4/2012 15:16	67.1
24/4/2012 15:21	64.0
24/4/2012 15:26	68.1
24/4/2012 15:31	68.7
24/4/2012 15:36	65.9
24/4/2012 15:41	69.7
24/4/2012 15:46	68.5
24/4/2012 15:51	68.9
24/4/2012 15:56	64.0
24/4/2012 16:01	68.3
24/4/2012 16:06	68.9
24/4/2012 16:11	65.5
24/4/2012 16:16	63.2
24/4/2012 16:21	65.1
24/4/2012 16:26	66.3
24/4/2012 16:31	66.4
24/4/2012 16:36	66.4
24/4/2012 16:41	65.7
24/4/2012 16:46	64.1
24/4/2012 16:51	63.9
24/4/2012 16:56	64.4
24/4/2012 17:01	66.5
24/4/2012 17:06	66.3
24/4/2012 17:11	66.5

24/4/2012 17:16	65.7
24/4/2012 17:21	65.8
24/4/2012 17:26	65.5
24/4/2012 17:31	67.3
24/4/2012 17:36	68.2
24/4/2012 17:41	68.7
24/4/2012 17:46	66.4
24/4/2012 17:51	65.9
24/4/2012 17:56	65.3
24/4/2012 18:01	62.9
24/4/2012 18:06	67.1
24/4/2012 18:11	65.8
24/4/2012 18:16	65.2
24/4/2012 18:21	65.0
24/4/2012 18:26	66.0
24/4/2012 18:31	64.3
24/4/2012 18:36	66.0
24/4/2012 18:41	64.2
24/4/2012 18:46	63.7
24/4/2012 18:51	64.0
24/4/2012 18:56	63.6
25/4/2012 7:01	60.0
25/4/2012 7:06	59.3
25/4/2012 7:11	60.7
25/4/2012 7:16	60.2
25/4/2012 7:21	59.2
25/4/2012 7:26	59.2
25/4/2012 7:31	58.1
25/4/2012 7:36	59.7
25/4/2012 7:41	57.6
25/4/2012 7:46	59.1
25/4/2012 7:51	57.3
25/4/2012 7:56	57.4
25/4/2012 8:01	58.9
25/4/2012 8:06	59.6
25/4/2012 8:11	58.1
25/4/2012 8:16	59.2
25/4/2012 8:21	56.1
25/4/2012 8:26	55.5
25/4/2012 8:31	58.9
25/4/2012 8:36	57.3
25/4/2012 8:41	55.7
25/4/2012 8:46	58.3
25/4/2012 8:51	55.8
25/4/2012 8:56	58.1
25/4/2012 9:01	57.8
25/4/2012 9:06	56.1
25/4/2012 9:11	55.5
25/4/2012 9:16	55.0
25/4/2012 9:21	57.0
25/4/2012 9:26	55.0
25/4/2012 9:31	57.0
25/4/2012 9:36	55.8
25/4/2012 9:41	54.8
25/4/2012 9:46	55.6
25/4/2012 9:51	55.9
25/4/2012 9:56	57.6
25/4/2012 10:01	54.8
25/4/2012 10:06	56.2
25/4/2012 10:11	53.4
25/4/2012 10:16	54.4
25/4/2012 10:21	55.1
25/4/2012 10:26	55.6
25/4/2012 10:31	56.3
25/4/2012 10:36	56.4
25/4/2012 10:41	57.3
25/4/2012 10:46	53.4
25/4/2012 10:51	56.1
25/4/2012 10:56	56.4
25/4/2012 11:01	55.1
25/4/2012 11:06	54.5
25/4/2012 11:11	54.7
25/4/2012 11:16	54.5
25/4/2012 11:21	53.0
25/4/2012 11:26	56.5
25/4/2012 11:31	56.1
25/4/2012 11:36	57.4
25/4/2012 11:41	57.0
25/4/2012 11:46	56.5
25/4/2012 11:51	56.0
25/4/2012 11:56	55.5
25/4/2012 12:01	57.0
25/4/2012 12:06	57.6
25/4/2012 12:11	55.9
25/4/2012 12:16	59.7
25/4/2012 12:21	56.2
25/4/2012 12:26	57.2
25/4/2012 12:31	56.9
25/4/2012 12:36	58.2
25/4/2012 12:41	59.0
25/4/2012 12:46	57.2
25/4/2012 12:51	56.2
25/4/2012 12:56	57.8
25/4/2012 13:01	57.8
25/4/2012 13:06	59.5
25/4/2012 13:11	59.9
25/4/2012 13:16	59.6
25/4/2012 13:21	60.1
25/4/2012 13:26	62.2
25/4/2012 13:31	59.0
25/4/2012 13:36	59.6
25/4/2012 13:41	61.2
25/4/2012 13:46	61.1
25/4/2012 13:51	61.4
25/4/2012 13:56	63.1
25/4/2012 14:01	62.6
25/4/2012 14:06	62.8
25/4/2012 14:11	63.5
25/4/2012 14:16	62.2
25/4/2012 14:21	61.0

25/4/2012 14:26	61.4
25/4/2012 14:31	69.5
25/4/2012 14:36	61.2
25/4/2012 14:41	61.6
25/4/2012 14:46	63.6
25/4/2012 14:51	62.5
25/4/2012 14:56	62.5
25/4/2012 15:01	65.0
25/4/2012 15:06	66.0
25/4/2012 15:11	66.0
25/4/2012 15:16	67.8
25/4/2012 15:21	65.3
25/4/2012 15:26	68.0
25/4/2012 15:31	69.1
25/4/2012 15:36	68.9
25/4/2012 15:41	70.6
25/4/2012 15:46	70.1
25/4/2012 15:51	68.9
25/4/2012 15:56	64.1
25/4/2012 16:01	69.6
25/4/2012 16:06	67.7
25/4/2012 16:11	63.9
25/4/2012 16:16	64.0
25/4/2012 16:21	64.6
25/4/2012 16:26	64.1
25/4/2012 16:31	67.1
25/4/2012 16:36	66.6
25/4/2012 16:41	65.7
25/4/2012 16:46	63.4
25/4/2012 16:51	65.6
25/4/2012 16:56	63.5
25/4/2012 17:01	65.1
25/4/2012 17:06	66.9
25/4/2012 17:11	66.4
25/4/2012 17:16	66.0
25/4/2012 17:21	65.3
25/4/2012 17:26	66.7
25/4/2012 17:31	65.9
25/4/2012 17:36	68.3
25/4/2012 17:41	66.2
25/4/2012 17:46	64.0
25/4/2012 17:51	66.6
25/4/2012 17:56	64.4
25/4/2012 18:01	64.2
25/4/2012 18:06	63.5
25/4/2012 18:11	66.0
25/4/2012 18:16	63.6
25/4/2012 18:21	64.8
25/4/2012 18:26	64.1
25/4/2012 18:31	65.4
25/4/2012 18:36	64.7
25/4/2012 18:41	65.5
25/4/2012 18:46	65.7
25/4/2012 18:51	63.8
25/4/2012 18:56	63.2
26/4/2012 7:01	62.0
26/4/2012 7:06	63.4
26/4/2012 7:11	62.9
26/4/2012 7:16	62.0
26/4/2012 7:21	60.7
26/4/2012 7:26	60.9
26/4/2012 7:31	61.9
26/4/2012 7:36	62.1
26/4/2012 7:41	63.5
26/4/2012 7:46	62.3
26/4/2012 7:51	64.0
26/4/2012 7:56	62.6
26/4/2012 8:01	62.8
26/4/2012 8:06	64.1
26/4/2012 8:11	64.7
26/4/2012 8:16	63.5
26/4/2012 8:21	65.0
26/4/2012 8:26	66.9
26/4/2012 8:31	66.2
26/4/2012 8:36	64.1
26/4/2012 8:41	63.8
26/4/2012 8:46	63.9
26/4/2012 8:51	64.3
26/4/2012 8:56	63.4
26/4/2012 9:01	64.2
26/4/2012 9:06	64.2
26/4/2012 9:11	62.0
26/4/2012 9:16	63.4
26/4/2012 9:21	62.6
26/4/2012 9:26	62.6
26/4/2012 9:31	63.5
26/4/2012 9:36	64.0
26/4/2012 9:41	64.1
26/4/2012 9:46	65.0
26/4/2012 9:51	63.7
26/4/2012 9:56	65.4
26/4/2012 10:01	64.6
26/4/2012 10:06	65.9
26/4/2012 10:11	67.3
26/4/2012 10:16	67.1
26/4/2012 10:21	67.0
26/4/2012 10:26	66.3
26/4/2012 10:31	68.3
26/4/2012 10:36	67.9
26/4/2012 10:41	68.6
26/4/2012 10:46	68.3
26/4/2012 10:51	67.5
26/4/2012 10:56	68.1
26/4/2012 11:01	65.1
26/4/2012 11:06	66.0
26/4/2012 11:11	65.7
26/4/2012 11:16	68.1
26/4/2012 11:21	65.6
26/4/2012 11:26	67.0
26/4/2012 11:31	67.4

26/4/2012 11:36	66.5
26/4/2012 11:41	71.0
26/4/2012 11:46	69.3
26/4/2012 11:51	68.1
26/4/2012 11:56	64.7
26/4/2012 12:01	65.0
26/4/2012 12:06	62.4
26/4/2012 12:11	63.2
26/4/2012 12:16	61.3
26/4/2012 12:21	63.3
26/4/2012 12:26	64.5
26/4/2012 12:31	64.2
26/4/2012 12:36	63.1
26/4/2012 12:41	63.3
26/4/2012 12:46	64.8
26/4/2012 12:51	64.1
26/4/2012 12:56	65.9
26/4/2012 13:01	64.6
26/4/2012 13:06	61.8
26/4/2012 13:11	64.0
26/4/2012 13:16	66.8
26/4/2012 13:21	65.7
26/4/2012 13:26	66.5
26/4/2012 13:31	68.3
26/4/2012 13:36	68.2
26/4/2012 13:41	66.8
26/4/2012 13:46	66.3
26/4/2012 13:51	66.8
26/4/2012 13:56	66.6
26/4/2012 14:01	67.0
26/4/2012 14:06	65.2
26/4/2012 14:11	66.2
26/4/2012 14:16	66.3
26/4/2012 14:21	66.2
26/4/2012 14:26	65.9
26/4/2012 14:31	66.5
26/4/2012 14:36	65.4
26/4/2012 14:41	64.4
26/4/2012 14:46	66.2
26/4/2012 14:51	65.6
26/4/2012 14:56	66.3
26/4/2012 15:01	65.6
26/4/2012 15:06	66.5
26/4/2012 15:11	65.9
26/4/2012 15:16	67.0
26/4/2012 15:21	66.3
26/4/2012 15:26	67.5
26/4/2012 15:31	68.3
26/4/2012 15:36	68.2
26/4/2012 15:41	66.5
26/4/2012 15:46	67.2
26/4/2012 15:51	66.3
26/4/2012 15:56	66.0
26/4/2012 16:01	67.1
26/4/2012 16:06	65.9
26/4/2012 16:11	66.3
26/4/2012 16:16	65.0
26/4/2012 16:21	65.4
26/4/2012 16:26	66.3
26/4/2012 16:31	65.9
26/4/2012 16:36	66.3
26/4/2012 16:41	65.1
26/4/2012 16:46	66.5
26/4/2012 16:51	66.2
26/4/2012 16:56	64.5
26/4/2012 17:01	66.2
26/4/2012 17:06	65.9
26/4/2012 17:11	67.0
26/4/2012 17:16	67.1
26/4/2012 17:21	67.9
26/4/2012 17:26	67.2
26/4/2012 17:31	68.0
26/4/2012 17:36	66.8
26/4/2012 17:41	67.7
26/4/2012 17:46	66.0
26/4/2012 17:51	65.0
26/4/2012 17:56	68.9
26/4/2012 18:01	66.8
26/4/2012 18:06	64.6
26/4/2012 18:11	65.0
26/4/2012 18:16	65.7
26/4/2012 18:21	65.8
26/4/2012 18:26	66.6
26/4/2012 18:31	66.0
26/4/2012 18:36	67.4
26/4/2012 18:41	64.6
26/4/2012 18:46	66.8
26/4/2012 18:51	64.7
26/4/2012 18:56	65.1
27/4/2012 7:01	63.1
27/4/2012 7:06	63.0
27/4/2012 7:11	63.7
27/4/2012 7:16	62.2
27/4/2012 7:21	61.5
27/4/2012 7:26	62.1
27/4/2012 7:31	64.2
27/4/2012 7:36	64.2
27/4/2012 7:41	63.4
27/4/2012 7:46	63.9
27/4/2012 7:51	65.1
27/4/2012 7:56	65.2
27/4/2012 8:01	64.7
27/4/2012 8:06	65.3
27/4/2012 8:11	65.3
27/4/2012 8:16	65.9
27/4/2012 8:21	65.4
27/4/2012 8:26	66.5
27/4/2012 8:31	66.6
27/4/2012 8:36	66.9
27/4/2012 8:41	66.4

27/4/2012 8:46	66.2
27/4/2012 8:51	67.0
27/4/2012 8:56	67.4
27/4/2012 9:01	68.1
27/4/2012 9:06	66.8
27/4/2012 9:11	71.0
27/4/2012 9:16	70.1
27/4/2012 9:21	68.6
27/4/2012 9:26	65.4
27/4/2012 9:31	59.6
27/4/2012 9:36	59.7
27/4/2012 9:41	59.3
27/4/2012 9:46	60.4
27/4/2012 9:51	59.3
27/4/2012 9:56	61.2
27/4/2012 10:01	60.0
27/4/2012 10:06	61.1
27/4/2012 10:11	61.9
27/4/2012 10:16	61.9
27/4/2012 10:21	61.9
27/4/2012 10:26	61.3
27/4/2012 10:31	63.0
27/4/2012 10:36	62.7
27/4/2012 10:41	63.4
27/4/2012 10:46	62.9
27/4/2012 10:51	62.3
27/4/2012 10:56	62.8
27/4/2012 11:01	60.4
27/4/2012 11:06	60.8
27/4/2012 11:11	60.6
27/4/2012 11:16	62.7
27/4/2012 11:21	60.5
27/4/2012 11:26	61.9
27/4/2012 11:31	62.2
27/4/2012 11:36	62.1
27/4/2012 11:41	65.4
27/4/2012 11:46	63.9
27/4/2012 11:51	62.8
27/4/2012 11:56	60.1
27/4/2012 12:01	60.5
27/4/2012 12:06	59.4
27/4/2012 12:11	59.0
27/4/2012 12:16	61.1
27/4/2012 12:21	59.2
27/4/2012 12:26	60.6
27/4/2012 12:31	60.0
27/4/2012 12:36	59.7
27/4/2012 12:41	60.0
27/4/2012 12:46	60.9
27/4/2012 12:51	60.0
27/4/2012 12:56	61.3
27/4/2012 13:01	61.0
27/4/2012 13:06	60.5
27/4/2012 13:11	61.2
27/4/2012 13:16	62.9
27/4/2012 13:21	61.9
27/4/2012 13:26	63.0
27/4/2012 13:31	63.7
27/4/2012 13:36	63.9
27/4/2012 13:41	63.5
27/4/2012 13:46	63.1
27/4/2012 13:51	63.8
27/4/2012 13:56	64.0
27/4/2012 14:01	64.1
27/4/2012 14:06	63.5
27/4/2012 14:11	63.6
27/4/2012 14:16	63.6
27/4/2012 14:21	63.1
27/4/2012 14:26	62.9
27/4/2012 14:31	69.1
27/4/2012 14:36	62.6
27/4/2012 14:41	62.8
27/4/2012 14:46	64.1
27/4/2012 14:51	63.3
27/4/2012 14:56	64.1
27/4/2012 15:01	65.6
27/4/2012 15:06	65.8
27/4/2012 15:11	65.9
27/4/2012 15:16	67.4
27/4/2012 15:21	65.2
27/4/2012 15:26	68.1
27/4/2012 15:31	68.5
27/4/2012 15:36	67.7
27/4/2012 15:41	69.3
27/4/2012 15:46	69.0
27/4/2012 15:51	68.5
27/4/2012 15:56	64.3
27/4/2012 16:01	68.4
27/4/2012 16:06	68.0
27/4/2012 16:11	64.9
27/4/2012 16:16	64.1
27/4/2012 16:21	64.7
27/4/2012 16:26	65.9
27/4/2012 16:31	66.4
27/4/2012 16:36	66.4
27/4/2012 16:41	66.3
27/4/2012 16:46	64.4
27/4/2012 16:51	65.0
27/4/2012 16:56	64.2
27/4/2012 17:01	65.7
27/4/2012 17:06	66.7
27/4/2012 17:11	66.7
27/4/2012 17:16	66.0
27/4/2012 17:21	66.3
27/4/2012 17:26	66.3
27/4/2012 17:31	66.9
27/4/2012 17:36	67.7
27/4/2012 17:41	67.6
27/4/2012 17:46	65.8
27/4/2012 17:51	65.6

Real-time Noise Data RTN2 (Oil Street Community Liaison Centre)

27/4/2012 17:56	66.2	29/3/2012 22:51	60.8	1/4/2012 8:01	60.3	1/4/2012 17:11	66.8	2/4/2012 22:21	59.7	4/4/2012 11:31	68.1
27/4/2012 18:01	64.7	29/3/2012 22:56	60.8	1/4/2012 8:06	57.3	1/4/2012 17:16	65.5	2/4/2012 22:26	60.7	4/4/2012 11:36	68.1
27/4/2012 18:06	65.4	30/3/2012 19:01	64.0	1/4/2012 8:11	58.3	1/4/2012 17:21	66.2	2/4/2012 22:31	61.3	4/4/2012 11:41	66.2
27/4/2012 18:11	65.3	30/3/2012 19:06	65.2	1/4/2012 8:16	58.6	1/4/2012 17:26	68.0	2/4/2012 22:36	61.0	4/4/2012 11:46	64.6
27/4/2012 18:16	64.7	30/3/2012 19:11	64.0	1/4/2012 8:21	57.1	1/4/2012 17:31	66.1	2/4/2012 22:41	60.4	4/4/2012 11:51	63.3
27/4/2012 18:21	64.9	30/3/2012 19:16	64.1	1/4/2012 8:26	59.0	1/4/2012 17:36	67.4	2/4/2012 22:46	63.7	4/4/2012 11:56	63.5
27/4/2012 18:26	65.9	30/3/2012 19:21	62.1	1/4/2012 8:31	58.8	1/4/2012 17:41	68.8	2/4/2012 22:51	62.3	4/4/2012 12:01	64.2
27/4/2012 18:31	65.6	30/3/2012 19:26	61.7	1/4/2012 8:36	57.2	1/4/2012 17:46	65.2	2/4/2012 22:56	62.3	4/4/2012 12:06	65.0
27/4/2012 18:36	65.7	30/3/2012 19:31	63.1	1/4/2012 8:41	57.7	1/4/2012 17:51	63.7	3/4/2012 19:01	66.2	4/4/2012 12:11	63.3
27/4/2012 18:41	64.6	30/3/2012 19:36	62.9	1/4/2012 8:46	57.4	1/4/2012 17:56	64.9	3/4/2012 19:06	66.2	4/4/2012 12:16	62.5
27/4/2012 18:46	65.6	30/3/2012 19:41	62.9	1/4/2012 8:51	56.6	1/4/2012 18:01	64.3	3/4/2012 19:11	63.7	4/4/2012 12:21	63.4
27/4/2012 18:51	64.1	30/3/2012 19:46	61.6	1/4/2012 8:56	57.9	1/4/2012 18:06	64.0	3/4/2012 19:16	64.4	4/4/2012 12:26	63.4
27/4/2012 18:56	64.5	30/3/2012 19:51	62.4	1/4/2012 9:01	56.6	1/4/2012 18:11	63.7	3/4/2012 19:21	63.4	4/4/2012 12:31	63.3
		30/3/2012 19:56	63.6	1/4/2012 9:06	57.2	1/4/2012 18:16	64.5	3/4/2012 19:26	63.2	4/4/2012 12:36	62.1
Normal Day 19:00-23:00,		30/3/2012 20:01	60.9	1/4/2012 9:11	56.0	1/4/2012 18:21	63.8	3/4/2012 19:31	62.2	4/4/2012 12:41	65.9
Sunday & Holiday 07:00-23:00		30/3/2012 20:06	61.1	1/4/2012 9:16	56.2	1/4/2012 18:26	66.7	3/4/2012 19:36	63.4	4/4/2012 12:46	62.5
28/3/2012 19:01	63.3	30/3/2012 20:11	62.7	1/4/2012 9:21	57.4	1/4/2012 18:31	65.5	3/4/2012 19:41	64.2	4/4/2012 12:51	63.9
28/3/2012 19:06	65.6	30/3/2012 20:16	60.9	1/4/2012 9:26	54.0	1/4/2012 18:36	65.9	3/4/2012 19:46	63.5	4/4/2012 12:56	64.6
28/3/2012 19:11	63.8	30/3/2012 20:21	62.6	1/4/2012 9:31	56.5	1/4/2012 18:41	65.0	3/4/2012 19:51	62.7	4/4/2012 13:01	64.5
28/3/2012 19:16	63.3	30/3/2012 20:26	61.4	1/4/2012 9:36	57.2	1/4/2012 18:46	64.0	3/4/2012 19:56	63.2	4/4/2012 13:06	67.0
28/3/2012 19:21	61.6	30/3/2012 20:31	62.6	1/4/2012 9:41	55.5	1/4/2012 18:51	64.8	3/4/2012 20:01	62.6	4/4/2012 13:11	67.7
28/3/2012 19:26	63.6	30/3/2012 20:36	59.5	1/4/2012 9:46	55.6	1/4/2012 18:56	64.4	3/4/2012 20:06	62.1	4/4/2012 13:16	67.5
28/3/2012 19:31	63.1	30/3/2012 20:41	61.1	1/4/2012 9:51	56.3	1/4/2012 19:01	64.5	3/4/2012 20:11	62.0	4/4/2012 13:21	67.8
28/3/2012 19:36	62.0	30/3/2012 20:46	59.9	1/4/2012 9:56	57.3	1/4/2012 19:06	64.2	3/4/2012 20:16	62.4	4/4/2012 13:26	66.0
28/3/2012 19:41	63.7	30/3/2012 20:51	60.3	1/4/2012 10:01	56.1	1/4/2012 19:11	62.6	3/4/2012 20:21	65.1	4/4/2012 13:31	68.2
28/3/2012 19:46	62.2	30/3/2012 20:56	61.6	1/4/2012 10:06	55.6	1/4/2012 19:16	62.3	3/4/2012 20:26	64.1	4/4/2012 13:36	71.1
28/3/2012 19:51	62.7	30/3/2012 21:01	61.9	1/4/2012 10:11	52.9	1/4/2012 19:21	62.9	3/4/2012 20:31	61.4	4/4/2012 13:41	68.9
28/3/2012 19:56	61.2	30/3/2012 21:06	61.6	1/4/2012 10:16	56.3	1/4/2012 19:26	63.8	3/4/2012 20:36	60.9	4/4/2012 13:46	67.9
28/3/2012 20:01	62.9	30/3/2012 21:11	61.7	1/4/2012 10:21	54.0	1/4/2012 19:31	64.6	3/4/2012 20:41	63.1	4/4/2012 13:51	65.0
28/3/2012 20:06	62.3	30/3/2012 21:16	61.2	1/4/2012 10:26	56.9	1/4/2012 19:36	62.9	3/4/2012 20:46	62.0	4/4/2012 13:56	62.8
28/3/2012 20:11	60.7	30/3/2012 21:21	60.3	1/4/2012 10:31	54.5	1/4/2012 19:41	62.6	3/4/2012 20:51	61.2	4/4/2012 14:01	62.3
28/3/2012 20:16	62.3	30/3/2012 21:26	61.3	1/4/2012 10:36	55.4	1/4/2012 19:46	63.3	3/4/2012 20:56	61.7	4/4/2012 14:06	63.8
28/3/2012 20:21	61.4	30/3/2012 21:31	61.9	1/4/2012 10:41	56.8	1/4/2012 19:51	64.3	3/4/2012 21:01	61.2	4/4/2012 14:11	64.4
28/3/2012 20:26	61.8	30/3/2012 21:36	61.9	1/4/2012 10:46	56.4	1/4/2012 19:56	65.1	3/4/2012 21:06	61.1	4/4/2012 14:16	69.4
28/3/2012 20:31	61.3	30/3/2012 21:41	60.4	1/4/2012 10:51	56.8	1/4/2012 20:01	67.9	3/4/2012 21:11	60.7	4/4/2012 14:21	67.0
28/3/2012 20:36	61.7	30/3/2012 21:46	61.4	1/4/2012 10:56	55.0	1/4/2012 20:06	65.4	3/4/2012 21:16	61.1	4/4/2012 14:26	66.4
28/3/2012 20:41	59.4	30/3/2012 21:51	60.6	1/4/2012 11:01	55.2	1/4/2012 20:11	65.2	3/4/2012 21:21	61.4	4/4/2012 14:31	66.5
28/3/2012 20:46	62.3	30/3/2012 21:56	61.0	1/4/2012 11:06	54.7	1/4/2012 20:16	65.2	3/4/2012 21:26	61.0	4/4/2012 14:36	67.2
28/3/2012 20:51	61.1	30/3/2012 22:01	63.1	1/4/2012 11:11	55.9	1/4/2012 20:21	66.6	3/4/2012 21:31	61.9	4/4/2012 14:41	68.3
28/3/2012 20:56	60.9	30/3/2012 22:06	61.1	1/4/2012 11:16	54.9	1/4/2012 20:26	65.3	3/4/2012 21:36	61.2	4/4/2012 14:46	67.1
28/3/2012 21:01	60.1	30/3/2012 22:11	61.5	1/4/2012 11:21	54.4	1/4/2012 20:31	65.8	3/4/2012 21:41	61.7	4/4/2012 14:51	66.6
28/3/2012 21:06	62.0	30/3/2012 22:16	61.2	1/4/2012 11:26	55.2	1/4/2012 20:36	63.6	3/4/2012 21:46	61.9	4/4/2012 14:56	65.5
28/3/2012 21:11	61.6	30/3/2012 22:21	60.0	1/4/2012 11:31	56.9	1/4/2012 20:41	64.7	3/4/2012 21:51	61.4	4/4/2012 15:01	65.1
28/3/2012 21:16	61.0	30/3/2012 22:26	62.5	1/4/2012 11:36	58.6	1/4/2012 20:46	66.4	3/4/2012 21:56	61.1	4/4/2012 15:06	65.4
28/3/2012 21:21	60.7	30/3/2012 22:31	60.6	1/4/2012 11:41	57.6	1/4/2012 20:51	65.2	3/4/2012 22:01	61.4	4/4/2012 15:11	66.4
28/3/2012 21:26	63.2	30/3/2012 22:36	58.4	1/4/2012 11:46	56.0	1/4/2012 20:56	65.4	3/4/2012 22:06	62.0	4/4/2012 15:16	66.3
28/3/2012 21:31	60.3	30/3/2012 22:41	60.2	1/4/2012 11:51	56.0	1/4/2012 21:01	66.8	3/4/2012 22:11	61.8	4/4/2012 15:21	65.9
28/3/2012 21:36	61.2	30/3/2012 22:46	61.7	1/4/2012 11:56	54.8	1/4/2012 21:06	64.9	3/4/2012 22:16	61.5	4/4/2012 15:26	66.1
28/3/2012 21:41	60.9	30/3/2012 22:51	63.4	1/4/2012 12:01	56.6	1/4/2012 21:11	64.2	3/4/2012 22:21	61.1	4/4/2012 15:31	67.3
28/3/2012 21:46	61.5	30/3/2012 22:56	61.9	1/4/2012 12:06	58.1	1/4/2012 21:16	63.7	3/4/2012 22:26	61.4	4/4/2012 15:36	67.4
28/3/2012 21:51	59.7	31/3/2012 19:01	64.0	1/4/2012 12:11	56.7	1/4/2012 21:21	63.8	3/4/2012 22:31	60.8	4/4/2012 15:41	65.6
28/3/2012 21:56	60.6	31/3/2012 19:06	64.7	1/4/2012 12:16	59.5	1/4/2012 21:26	62.9	3/4/2012 22:36	61.6	4/4/2012 15:46	65.5
28/3/2012 22:01	62.2	31/3/2012 19:11	64.9	1/4/2012 12:21	57.2	1/4/2012 21:31	63.9	3/4/2012 22:41	61.6	4/4/2012 15:51	66.5
28/3/2012 22:06	62.7	31/3/2012 19:16	63.0	1/4/2012 12:26	56.4	1/4/2012 21:36	65.6	3/4/2012 22:46	60.9	4/4/2012 15:56	64.3
28/3/2012 22:11	59.0	31/3/2012 19:21	62.9	1/4/2012 12:31	55.0	1/4/2012 21:41	66.1	3/4/2012 22:51	61.2	4/4/2012 16:01	64.3
28/3/2012 22:16	60.5	31/3/2012 19:26	64.1	1/4/2012 12:36	57.0	1/4/2012 21:46	64.0	3/4/2012 22:56	61.2	4/4/2012 16:06	67.8
28/3/2012 22:21	62.0	31/3/2012 19:31	63.5	1/4/2012 12:41	57.9	1/4/2012 21:51	66.9	4/4/2012 7:01	62.2	4/4/2012 16:11	65.0
28/3/2012 22:26	61.2	31/3/2012 19:36	63.4	1/4/2012 12:46	58.0	1/4/2012 21:56	66.0	4/4/2012 7:06	62.3	4/4/2012 16:16	63.2
28/3/2012 22:31	61.8	31/3/2012 19:41	62.4	1/4/2012 12:51	58.9	1/4/2012 22:01	66.1	4/4/2012 7:11	61.6	4/4/2012 16:21	63.6
28/3/2012 22:36	62.0	31/3/2012 19:46	61.1	1/4/2012 12:56	58.4	1/4/2012 22:06	66.6	4/4/2012 7:16	63.0	4/4/2012 16:26	63.8
28/3/2012 22:41	60.4	31/3/2012 19:51	62.4	1/4/2012 13:01	58.2	1/4/2012 22:11	64.7	4/4/2012 7:21	61.6	4/4/2012 16:31	65.8
28/3/2012 22:46	62.5	31/3/2012 19:56	64.1	1/4/2012 13:06	60.4	1/4/2012 22:16	66.2	4/4/2012 7:26	62.2	4/4/2012 16:36	64.8
28/3/2012 22:51	61.8	31/3/2012 20:01	62.2	1/4/2012 13:11	58.4	1/4/2012 22:21	66.9	4/4/2012 7:31	63.0	4/4/2012 16:41	64.5
28/3/2012 22:56	61.0	31/3/2012 20:06	63.1	1/4/2012 13:16	61.1	1/4/2012 22:26	66.2	4/4/2012 7:36	61.6	4/4/2012 16:46	66.9
29/3/2012 19:01	63.0	31/3/2012 20:11	61.5	1/4/2012 13:21	61.0	1/4/2012 22:31	65.6	4/4/2012 7:41	62.4	4/4/2012 16:51	67.4
29/3/2012 19:06	65.8	31/3/2012 20:16	62.8	1/4/2012 13:26	59.6	1/4/2012 22:36	67.0	4/4/2012 7:46	62.9	4/4/2012 16:56	67.8
29/3/2012 19:11	64.7	31/3/2012 20:21	62.4	1/4/2012 13:31	60.5	1/4/2012 22:41	67.2	4/4/2012 7:51	63.2	4/4/2012 17:01	68.1
29/3/2012 19:16	62.5	31/3/2012 20:26	62.9	1/4/2012 13:36	61.4	1/4/2012 22:46	65.0	4/4/2012 7:56	64.2	4/4/2012 17:06	67.8
29/3/2012 19:21	62.2	31/3/2012 20:31	62.6	1/4/2012 13:41	61.8	1/4/2012 22:51	67.4	4/4/2012 8:01	63.4	4/4/2012 17:11	68.1
29/3/2012 19:26	63.4	31/3/2012 20:36	61.7	1/4/2012 13:46	61.4	1/4/2012 22:56	67.0	4/4/2012 8:06	63.7	4/4/2012 17:16	67.8
29/3/2012 19:31	63.8	31/3/2012 20:41	63.2	1/4/2012 13:51	61.4	2/4/2012 19:01	63.6	4/4/2012 8:11	64.1	4/4/2012 17:21	66.5
29/3/2012 19:36	63.9	31/3/2012 20:46	61.3	1/4/2012 13:56	62.6	2/4/2012 19:06	65.1	4/4/2012 8:16	64.8	4/4/2012 17:26	67.6
29/3/2012 19:41	62.3	31/3/2012 20:51	61.9	1/4/2012 14:01	63.3	2/4/2012 19:11	63.4	4/4/2012 8:21	64.4	4/4/2012 17:31	68.9
29/3/2012 19:46	61.8	31/3/2012 20:56	62.2	1/4/2012 14:06	63.0	2/4/2012 19:16	63.6	4/4/2012 8:26	64.2	4/4/2012 17:36	66.7
29/3/2012 19:51	61.2	31/3/2012 21:01	61.0	1/4/2012 14:11	60.9	2/4/2012 19:21	61.6	4/4/2012 8:31	63.3	4/4/2012 17:41	67.3
29/3/2012 19:56	62.7	31/3/2012 21:06	61.4	1/4/2012 14:16	62.2	2/4/2012 19:26	62.5	4/4/2012 8:36	65.9	4/4/2012 17:46	66.9
29/3/2012 20:01	61.5	31/3/2012 21:11	62.2	1/4/2012 14:21	62.2	2/4/2012 19:31	61.6	4/4/2012 8:41	64.6	4/4/2012 17:51	66.8
29/3/2012 20:06	60.5	31/3/2012 21:16	60.4	1/4/2012 14:26	61.2	2/4/2012 19:36	62.8	4/4/2012 8:46	64.3	4/4/2012 17:56	67.1
29/3/2012 20:11	63.0	31/3/2012 21:21	61.8	1/4/2012 14:31	69.7	2/4/2012 19:41	61.4	4/4/2012 8:51	66.4	4/4/2012 18:01	67.8
29/3/2012 20:16	61.5	31/3/2012 21:26	60.6	1/4/2012 14:36	61.0	2/4/2012 19:46	61.7	4/4/2012 8:56	66.0	4/4/2012 18:06	67.4
29/3/2012 20:21	62.5	31/3/2012 21:31	60.6	1/4/2012 14:41	63.5	2/4/2012 19:51	62.2	4/4/2012 9:01	64.6	4/4/2012 18:11	68.2
29/3/2012 20:26	61.2	31/3/2012 21:36	61.0	1/4/2012 14:46	61.9	2/4/2012 19:56	63.7	4/4/2012 9:06	64.7	4/4/2012 18:16	65.8
29/3/2012 20:31	60.9	31/3/2012 21:41	61.9	1/4/2012 14:51	62.1	2/4/2012 20:01	62.5	4/4/2012 9:11	64.1	4/4/2012 18:21	67.2
29/3/2012 20:36	61.4	31/3/2012 21:46	62.7	1/4/2012 14:56	63.1	2/4/2012 20:06	63.5	4/4/2012 9:16	64.5	4/4/2012 18:26	66.7
29/3/2012 20:41	62.3	31/3/2012 21:51	62.2	1/4/2012 15:01	64.8	2/4/2012 20:11	62.9	4/4/2012 9:21	64.9	4/4/2012 18:31	66.5
29/3/2012 20:46	61.3	31/3/2012 21:56	60.6	1/4/2012 15:06	64.7	2/4/2012 20:16	61.9	4/4/2012 9:26	65.2	4/4/2012 18:36	65.4
29/3/2012 20:51	61.9	31/3/2012 22:01	61.7	1/4/2012 15:11	66.3	2/4/2012 20:21	62.1	4/4/2012 9:31	69.6	4/4/2012 18:41	66.1
29/3/2012 20:56	61.5	31/3/2012 22:06	61.9	1/4/2012 15:16	68.9	2/4/2012 20:26	62.2	4/4/2012 9:36	64.6	4/4/2012 18:46	66.1
29/3/2012 21:01	60.8	31/3/2012 22:11	60.6	1/4/2012 15:21	65.4	2/4/2012 20:31	60.9	4/4/2012 9:41	67.8	4/4/2012 18:51	66.7
29/3/2012 21:06	62.1	31/3/2012 22:16	60.6	1/4/2012 15:26	66.8	2/4/2012 20:36	60.9	4/4/2012 9:46	69.6	4/4/2012 18:56	67.8
29/3/2012 21:11	61.2	31/3/2012 22:21	61.0	1/4/2012 15:31	67.6	2/4/2012 20:41	60.3	4/4/2012 9:51	70.3	4/4/2012 19:01	67.2
29/3/2012 21:16	62.0	31/3/2012 22:26	61.3	1/4/2012 15:36	66.2	2/4/2012 20:46	62.0	4/4/2012 9:56	69.8	4/4/2012 19:06	67.5
29/3/2012 21:21	60.3	31/3/2012 22:31	61.8	1/4/2012 15:41	69.5	2/4/2012 20:51	60.7	4/4/2012 10:01	67.9	4/4/2012 19:11	67.8
29/3/2012 21:26	62.9	31/3/2012 22:36	60.9	1/4/2012 15:46	68.1	2/4/2012 20:56	60.6	4/4/2012 10:06	68.9	4/4/2012 19:16	66.8
29/3/2012 21:31	61.7	31/3/2012 22:41	59.9	1/4/2012 15:51	68.8	2/4/2012 21:01	61.1	4/4/2012 10:11	68.6	4/4/2012 19:21	66.7
29/3/2012 21:36	60.5	31/3/2012 22:46	61.7	1/4/2012 15:56	62.8	2/4/2012 21:06	62.1	4/4/2012 10:16	68.6	4/4/2012 19:26	65.1
29/3/2012 21:41	60.1	31/3/2012 22:51	60.4	1/4/2012 16:01	69.4	2/4/2012 21:11	61.8	4/4/2012 10:21	72.0	4/4/2012 19:31	65.0
29/3/2012 21:46	64.3	31/3/2012 22:56	61.2	1/4/2012 16:06	70.0	2/4/2012 21:16	62.1	4/4/2012 10:26	67.7	4/4/2012 19:36	63.2
29/3/2012 21:51	60.9	1/4/2012 7:01	60.1	1/4/2012 16:11	63.9	2/4/2012 21:21	61.8	4/4/2012 10:31	67.6	4/4/2012 19:41	63.5
29/3/2012 21:56	60.7	1/4/2012 7:06	60.3	1/4/2012 16:16	64.8	2/4/2012 21:26	62.1	4/4/2012 10:36	67.4	4/4/2012 19:46	65.0
29/3/2012 22:01	63.4	1/4/2012 7:11	58.7	1/4/2012 16:21	64.1	2/4/2012 21:31	60.5	4/4/2012 10:41	67.5	4/4/2012 19:51	64.0
29/3/2012 22:06	60.8	1/4/2012 7:16	60.5	1/4/2012 16:26	66.4	2/4/2012 21:36	61.6	4/4/2012 10:46	67.7	4/4/2012 19:56	63.9
29/3/2012 22:11	59.0	1/4/2012 7:21	59.3	1/4/2012 16:31	67.4	2/4/2012 21:41	61.8	4/4/2012 10:51	68.5	4/4/2012 20:01	63.2
29/3/2012 22:16	60.9	1/4/2012 7:26	59.5	1/4/2012 16:36	66.2	2/4/2012 21:46	62.7	4/4/2012 10:56	68.4	4/4/2012 20:06	63.2
29/3/2012 22:21	61.0	1/4/2012 7:31	60.2	1/4/2012 16:41	66.4	2/4/2012 21:51	61.4	4/4/2012 11:01	68.2	4/4/2012 20:11	62.5
29/3/2012 22:26	60.8	1/4/2012 7:36	59.7	1/4/2012 16:46	65.2	2/4/2012 21:56	61.0	4/4/2012 11:06	69.0	4/4/2012 20:16	63.0
29/3/2012 22:31	60.6	1/4/2012 7:41	58.5	1/4/2012 16:51	64.4	2/4/2012 22:01	61.6	4/4/2012 11:11	71.9	4/4/2012 20:21	65.6
29/3/2012 22:36	62.1	1/4/2012 7:46	56.7	1/4/2012 16:56	64.9	2/4/2012 22:06	62.1	4/4/2012 11:16	72.0	4/4/2012 20:26	62.2
29/3/2012 22:41	60.8	1/4/2012 7:51	57.3	1/4/2012 17:01	66.6	2/4/2012 22:11	60.7	4/4/2012 11:21	68.3	4/4/2012 20:31	63.8
29/3/2012 22:46	62.0	1/4/2012 7:56	58.7	1/4/2012 17:06	66.9	2/4/2012 22:16	60.9	4/4/2012 11:26	67.8	4/4/2012 20:36	64.1

Real-time Noise Data RTN2 (Oil Street Community Liaison Centre)

4/4/2012 20:41	62.5	6/4/2012 9:51	55.0	6/4/2012 19:01	63.0	7/4/2012 12:11	55.4	7/4/2012 21:21	62.2	8/4/2012 14:31	70.2
4/4/2012 20:46	62.5	6/4/2012 9:56	56.0	6/4/2012 19:06	62.7	7/4/2012 12:16	61.7	7/4/2012 21:26	63.6	8/4/2012 14:36	61.4
4/4/2012 20:51	61.6	6/4/2012 10:01	56.6	6/4/2012 19:11	63.8	7/4/2012 12:21	55.3	7/4/2012 21:31	64.1	8/4/2012 14:41	62.8
4/4/2012 20:56	61.5	6/4/2012 10:06	54.3	6/4/2012 19:16	62.5	7/4/2012 12:26	58.5	7/4/2012 21:36	63.5	8/4/2012 14:46	63.5
4/4/2012 21:01	60.8	6/4/2012 10:11	54.8	6/4/2012 19:21	63.1	7/4/2012 12:31	56.2	7/4/2012 21:41	67.1	8/4/2012 14:51	61.0
4/4/2012 21:06	62.1	6/4/2012 10:16	55.4	6/4/2012 19:26	64.5	7/4/2012 12:36	56.7	7/4/2012 21:46	65.0	8/4/2012 14:56	63.3
4/4/2012 21:11	62.2	6/4/2012 10:21	56.8	6/4/2012 19:31	63.0	7/4/2012 12:41	57.7	7/4/2012 21:51	65.3	8/4/2012 15:01	66.1
4/4/2012 21:16	61.9	6/4/2012 10:26	54.8	6/4/2012 19:36	64.6	7/4/2012 12:46	58.8	7/4/2012 21:56	65.0	8/4/2012 15:06	65.6
4/4/2012 21:21	61.9	6/4/2012 10:31	55.4	6/4/2012 19:41	62.0	7/4/2012 12:51	57.0	7/4/2012 22:01	65.9	8/4/2012 15:11	66.1
4/4/2012 21:26	63.0	6/4/2012 10:36	55.5	6/4/2012 19:46	64.6	7/4/2012 12:56	57.5	7/4/2012 22:06	65.7	8/4/2012 15:16	67.1
4/4/2012 21:31	62.1	6/4/2012 10:41	56.8	6/4/2012 19:51	64.7	7/4/2012 13:01	58.5	7/4/2012 22:11	65.2	8/4/2012 15:21	64.0
4/4/2012 21:36	63.7	6/4/2012 10:46	55.9	6/4/2012 19:56	65.9	7/4/2012 13:06	59.7	7/4/2012 22:16	66.8	8/4/2012 15:26	68.1
4/4/2012 21:41	62.6	6/4/2012 10:51	55.4	6/4/2012 20:01	68.5	7/4/2012 13:11	59.7	7/4/2012 22:21	67.4	8/4/2012 15:31	68.7
4/4/2012 21:46	62.3	6/4/2012 10:56	55.7	6/4/2012 20:06	65.2	7/4/2012 13:16	60.0	7/4/2012 22:26	65.6	8/4/2012 15:36	65.9
4/4/2012 21:51	62.7	6/4/2012 11:01	55.9	6/4/2012 20:11	66.0	7/4/2012 13:21	58.9	7/4/2012 22:31	66.0	8/4/2012 15:41	69.7
4/4/2012 21:56	62.5	6/4/2012 11:06	55.7	6/4/2012 20:16	66.6	7/4/2012 13:26	59.4	7/4/2012 22:36	66.8	8/4/2012 15:46	68.5
4/4/2012 22:01	61.9	6/4/2012 11:11	56.3	6/4/2012 20:21	65.7	7/4/2012 13:31	60.3	7/4/2012 22:41	66.1	8/4/2012 15:51	68.9
4/4/2012 22:06	61.8	6/4/2012 11:16	54.5	6/4/2012 20:26	64.0	7/4/2012 13:36	60.4	7/4/2012 22:46	67.6	8/4/2012 15:56	64.0
4/4/2012 22:11	61.9	6/4/2012 11:21	53.5	6/4/2012 20:31	63.6	7/4/2012 13:41	62.5	7/4/2012 22:51	67.6	8/4/2012 16:01	68.3
4/4/2012 22:16	62.5	6/4/2012 11:26	55.0	6/4/2012 20:36	65.7	7/4/2012 13:46	60.9	7/4/2012 22:56	65.4	8/4/2012 16:06	68.9
4/4/2012 22:21	61.7	6/4/2012 11:31	56.2	6/4/2012 20:41	65.3	7/4/2012 13:51	62.2	8/4/2012 7:01	61.1	8/4/2012 16:11	65.5
4/4/2012 22:26	61.4	6/4/2012 11:36	58.5	6/4/2012 20:46	66.4	7/4/2012 13:56	62.6	8/4/2012 7:06	59.0	8/4/2012 16:16	63.2
4/4/2012 22:31	62.5	6/4/2012 11:41	55.1	6/4/2012 20:51	65.2	7/4/2012 14:01	62.3	8/4/2012 7:11	60.4	8/4/2012 16:21	65.1
4/4/2012 22:36	63.3	6/4/2012 11:46	56.1	6/4/2012 20:56	65.6	7/4/2012 14:06	63.1	8/4/2012 7:16	59.4	8/4/2012 16:26	66.3
4/4/2012 22:41	61.9	6/4/2012 11:51	55.8	6/4/2012 21:01	66.7	7/4/2012 14:11	61.2	8/4/2012 7:21	59.3	8/4/2012 16:31	66.4
4/4/2012 22:46	63.7	6/4/2012 11:56	55.6	6/4/2012 21:06	65.9	7/4/2012 14:16	62.5	8/4/2012 7:26	58.7	8/4/2012 16:36	66.4
4/4/2012 22:51	61.7	6/4/2012 12:01	56.3	6/4/2012 21:11	63.8	7/4/2012 14:21	61.5	8/4/2012 7:31	58.3	8/4/2012 16:41	65.7
4/4/2012 22:56	61.7	6/4/2012 12:06	57.1	6/4/2012 21:16	64.8	7/4/2012 14:26	61.0	8/4/2012 7:36	60.7	8/4/2012 16:46	64.1
5/4/2012 19:01	63.1	6/4/2012 12:11	55.3	6/4/2012 21:21	64.0	7/4/2012 14:31	69.5	8/4/2012 7:41	59.6	8/4/2012 16:51	63.9
5/4/2012 19:06	63.2	6/4/2012 12:16	60.3	6/4/2012 21:26	64.1	7/4/2012 14:36	60.0	8/4/2012 7:46	59.3	8/4/2012 16:56	64.4
5/4/2012 19:11	63.8	6/4/2012 12:21	57.2	6/4/2012 21:31	63.9	7/4/2012 14:41	62.1	8/4/2012 7:51	57.2	8/4/2012 17:01	66.5
5/4/2012 19:16	61.9	6/4/2012 12:26	56.9	6/4/2012 21:36	63.2	7/4/2012 14:46	62.2	8/4/2012 7:56	58.3	8/4/2012 17:06	66.3
5/4/2012 19:21	61.3	6/4/2012 12:31	56.8	6/4/2012 21:41	65.5	7/4/2012 14:51	62.7	8/4/2012 8:01	57.9	8/4/2012 17:11	66.5
5/4/2012 19:26	62.1	6/4/2012 12:36	56.6	6/4/2012 21:46	66.7	7/4/2012 14:56	63.0	8/4/2012 8:06	57.9	8/4/2012 17:16	65.7
5/4/2012 19:31	62.3	6/4/2012 12:41	57.9	6/4/2012 21:51	66.7	7/4/2012 15:01	65.5	8/4/2012 8:11	55.8	8/4/2012 17:21	65.8
5/4/2012 19:36	61.2	6/4/2012 12:46	58.9	6/4/2012 21:56	67.5	7/4/2012 15:06	65.0	8/4/2012 8:16	57.3	8/4/2012 17:26	65.5
5/4/2012 19:41	62.3	6/4/2012 12:51	58.3	6/4/2012 22:01	64.2	7/4/2012 15:11	65.6	8/4/2012 8:21	58.4	8/4/2012 17:31	67.3
5/4/2012 19:46	62.3	6/4/2012 12:56	57.8	6/4/2012 22:06	66.1	7/4/2012 15:16	67.5	8/4/2012 8:26	57.2	8/4/2012 17:36	68.2
5/4/2012 19:51	62.1	6/4/2012 13:01	59.1	6/4/2012 22:11	66.6	7/4/2012 15:21	65.0	8/4/2012 8:31	58.7	8/4/2012 17:41	68.7
5/4/2012 19:56	62.0	6/4/2012 13:06	60.2	6/4/2012 22:16	66.6	7/4/2012 15:26	68.9	8/4/2012 8:36	58.1	8/4/2012 17:46	66.4
5/4/2012 20:01	62.7	6/4/2012 13:11	58.7	6/4/2012 22:21	67.2	7/4/2012 15:31	67.6	8/4/2012 8:41	56.7	8/4/2012 17:51	65.9
5/4/2012 20:06	61.7	6/4/2012 13:16	60.0	6/4/2012 22:26	66.1	7/4/2012 15:36	67.0	8/4/2012 8:46	57.8	8/4/2012 17:56	65.3
5/4/2012 20:11	61.6	6/4/2012 13:21	59.6	6/4/2012 22:31	67.5	7/4/2012 15:41	69.5	8/4/2012 8:51	55.5	8/4/2012 18:01	62.9
5/4/2012 20:16	62.0	6/4/2012 13:26	61.0	6/4/2012 22:36	65.7	7/4/2012 15:46	69.5	8/4/2012 8:56	58.2	8/4/2012 18:06	67.1
5/4/2012 20:21	62.5	6/4/2012 13:31	61.1	6/4/2012 22:41	66.2	7/4/2012 15:51	69.2	8/4/2012 9:01	57.0	8/4/2012 18:11	65.8
5/4/2012 20:26	61.9	6/4/2012 13:36	60.9	6/4/2012 22:46	66.8	7/4/2012 15:56	62.0	8/4/2012 9:06	56.3	8/4/2012 18:16	65.2
5/4/2012 20:31	61.0	6/4/2012 13:41	61.6	6/4/2012 22:51	68.9	7/4/2012 16:01	68.2	8/4/2012 9:11	57.8	8/4/2012 18:21	65.0
5/4/2012 20:36	60.9	6/4/2012 13:46	61.2	6/4/2012 22:56	64.5	7/4/2012 16:06	68.7	8/4/2012 9:16	54.9	8/4/2012 18:26	66.0
5/4/2012 20:41	61.7	6/4/2012 13:51	62.0	7/4/2012 7:01	59.6	7/4/2012 16:11	63.6	8/4/2012 9:21	56.7	8/4/2012 18:31	64.3
5/4/2012 20:46	61.5	6/4/2012 13:56	63.0	7/4/2012 7:06	59.4	7/4/2012 16:16	63.8	8/4/2012 9:26	53.4	8/4/2012 18:36	66.0
5/4/2012 20:51	61.1	6/4/2012 14:01	63.5	7/4/2012 7:11	58.1	7/4/2012 16:21	63.4	8/4/2012 9:31	56.4	8/4/2012 18:41	64.2
5/4/2012 20:56	61.1	6/4/2012 14:06	63.2	7/4/2012 7:16	60.5	7/4/2012 16:26	66.5	8/4/2012 9:36	56.4	8/4/2012 18:46	63.7
5/4/2012 21:01	61.0	6/4/2012 14:11	62.7	7/4/2012 7:21	60.4	7/4/2012 16:31	66.3	8/4/2012 9:41	54.5	8/4/2012 18:51	64.0
5/4/2012 21:06	61.2	6/4/2012 14:16	62.2	7/4/2012 7:26	60.1	7/4/2012 16:36	66.2	8/4/2012 9:46	55.6	8/4/2012 18:56	63.6
5/4/2012 21:11	61.3	6/4/2012 14:21	62.2	7/4/2012 7:31	59.6	7/4/2012 16:41	67.9	8/4/2012 9:51	56.0	8/4/2012 19:01	63.2
5/4/2012 21:16	61.5	6/4/2012 14:26	62.2	7/4/2012 7:36	59.5	7/4/2012 16:46	62.4	8/4/2012 9:56	58.2	8/4/2012 19:06	65.1
5/4/2012 21:21	61.3	6/4/2012 14:31	69.5	7/4/2012 7:41	58.1	7/4/2012 16:51	63.8	8/4/2012 10:01	55.6	8/4/2012 19:11	62.9
5/4/2012 21:26	60.8	6/4/2012 14:36	60.5	7/4/2012 7:46	58.2	7/4/2012 16:56	64.3	8/4/2012 10:06	56.5	8/4/2012 19:16	63.4
5/4/2012 21:31	60.9	6/4/2012 14:41	62.0	7/4/2012 7:51	58.3	7/4/2012 17:01	64.8	8/4/2012 10:11	54.4	8/4/2012 19:21	64.5
5/4/2012 21:36	61.0	6/4/2012 14:46	62.8	7/4/2012 7:56	58.7	7/4/2012 17:06	67.4	8/4/2012 10:16	55.5	8/4/2012 19:26	63.5
5/4/2012 21:41	61.8	6/4/2012 14:51	62.8	7/4/2012 8:01	59.1	7/4/2012 17:11	66.8	8/4/2012 10:21	56.7	8/4/2012 19:31	62.2
5/4/2012 21:46	61.2	6/4/2012 14:56	62.3	7/4/2012 8:06	58.4	7/4/2012 17:16	64.7	8/4/2012 10:26	56.8	8/4/2012 19:36	63.1
5/4/2012 21:51	61.2	6/4/2012 15:01	64.1	7/4/2012 8:11	56.8	7/4/2012 17:21	65.5	8/4/2012 10:31	55.0	8/4/2012 19:41	64.8
5/4/2012 21:56	61.7	6/4/2012 15:06	64.5	7/4/2012 8:16	59.1	7/4/2012 17:26	65.4	8/4/2012 10:36	55.5	8/4/2012 19:46	64.5
5/4/2012 22:01	61.3	6/4/2012 15:11	65.6	7/4/2012 8:21	58.3	7/4/2012 17:31	66.1	8/4/2012 10:41	57.3	8/4/2012 19:51	64.0
5/4/2012 22:06	61.0	6/4/2012 15:16	67.6	7/4/2012 8:26	56.9	7/4/2012 17:36	67.4	8/4/2012 10:46	56.5	8/4/2012 19:56	65.6
5/4/2012 22:11	61.0	6/4/2012 15:21	64.6	7/4/2012 8:31	59.1	7/4/2012 17:41	67.4	8/4/2012 10:51	56.5	8/4/2012 20:01	68.9
5/4/2012 22:16	61.8	6/4/2012 15:26	68.2	7/4/2012 8:36	56.9	7/4/2012 17:46	66.3	8/4/2012 10:56	55.3	8/4/2012 20:06	64.4
5/4/2012 22:21	61.1	6/4/2012 15:31	67.0	7/4/2012 8:41	57.2	7/4/2012 17:51	64.8	8/4/2012 11:01	56.3	8/4/2012 20:11	64.2
5/4/2012 22:26	61.4	6/4/2012 15:36	68.2	7/4/2012 8:46	58.2	7/4/2012 17:56	64.6	8/4/2012 11:06	54.2	8/4/2012 20:16	67.7
5/4/2012 22:31	61.0	6/4/2012 15:41	69.4	7/4/2012 8:51	56.3	7/4/2012 18:01	63.8	8/4/2012 11:11	54.6	8/4/2012 20:21	65.1
5/4/2012 22:36	62.3	6/4/2012 15:46	69.0	7/4/2012 8:56	57.5	7/4/2012 18:06	65.5	8/4/2012 11:16	54.8	8/4/2012 20:26	62.8
5/4/2012 22:41	61.0	6/4/2012 15:51	69.2	7/4/2012 9:01	57.5	7/4/2012 18:11	64.3	8/4/2012 11:21	55.7	8/4/2012 20:31	64.5
5/4/2012 22:46	61.9	6/4/2012 15:56	61.7	7/4/2012 9:06	56.7	7/4/2012 18:16	63.8	8/4/2012 11:26	56.1	8/4/2012 20:36	65.0
5/4/2012 22:51	60.3	6/4/2012 16:01	69.7	7/4/2012 9:11	55.9	7/4/2012 18:21	63.7	8/4/2012 11:31	56.5	8/4/2012 20:41	65.1
5/4/2012 22:56	60.6	6/4/2012 16:06	68.7	7/4/2012 9:16	57.6	7/4/2012 18:26	66.3	8/4/2012 11:36	59.0	8/4/2012 20:46	66.2
6/4/2012 7:01	61.2	6/4/2012 16:11	64.5	7/4/2012 9:21	57.3	7/4/2012 18:31	66.5	8/4/2012 11:41	55.5	8/4/2012 20:51	65.0
6/4/2012 7:06	59.8	6/4/2012 16:16	63.5	7/4/2012 9:26	53.1	7/4/2012 18:36	63.8	8/4/2012 11:46	55.9	8/4/2012 20:56	65.2
6/4/2012 7:11	59.4	6/4/2012 16:21	64.0	7/4/2012 9:31	56.8	7/4/2012 18:41	63.8	8/4/2012 11:51	55.9	8/4/2012 21:01	67.4
6/4/2012 7:16	61.3	6/4/2012 16:26	66.1	7/4/2012 9:36	56.1	7/4/2012 18:46	65.8	8/4/2012 11:56	55.7	8/4/2012 21:06	66.2
6/4/2012 7:21	59.7	6/4/2012 16:31	67.9	7/4/2012 9:41	54.2	7/4/2012 18:51	63.8	8/4/2012 12:01	56.0	8/4/2012 21:11	63.3
6/4/2012 7:26	60.1	6/4/2012 16:36	67.0	7/4/2012 9:46	56.8	7/4/2012 18:56	65.8	8/4/2012 12:06	58.6	8/4/2012 21:16	64.5
6/4/2012 7:31	58.6	6/4/2012 16:41	66.2	7/4/2012 9:51	54.6	7/4/2012 19:01	62.3	8/4/2012 12:11	55.7	8/4/2012 21:21	63.5
6/4/2012 7:36	59.3	6/4/2012 16:46	65.2	7/4/2012 9:56	57.7	7/4/2012 19:06	63.9	8/4/2012 12:16	61.3	8/4/2012 21:26	64.3
6/4/2012 7:41	57.9	6/4/2012 16:51	63.7	7/4/2012 10:01	56.0	7/4/2012 19:11	63.0	8/4/2012 12:21	56.0	8/4/2012 21:31	63.7
6/4/2012 7:46	59.9	6/4/2012 16:56	63.2	7/4/2012 10:06	55.2	7/4/2012 19:16	62.9	8/4/2012 12:26	57.1	8/4/2012 21:36	65.2
6/4/2012 7:51	57.3	6/4/2012 17:01	68.1	7/4/2012 10:11	54.2	7/4/2012 19:21	63.2	8/4/2012 12:31	56.7	8/4/2012 21:41	66.0
6/4/2012 7:56	57.9	6/4/2012 17:06	67.1	7/4/2012 10:16	55.5	7/4/2012 19:26	63.9	8/4/2012 12:36	57.3	8/4/2012 21:46	64.5
6/4/2012 8:01	59.7	6/4/2012 17:11	66.0	7/4/2012 10:21	55.1	7/4/2012 19:31	62.4	8/4/2012 12:41	57.0	8/4/2012 21:51	66.1
6/4/2012 8:06	58.3	6/4/2012 17:16	64.9	7/4/2012 10:26	55.3	7/4/2012 19:36	64.5	8/4/2012 12:46	57.9	8/4/2012 21:56	65.8
6/4/2012 8:11	56.1	6/4/2012 17:21	65.7	7/4/2012 10:31	56.1	7/4/2012 19:41	64.1	8/4/2012 12:51	57.3	8/4/2012 22:01	64.7
6/4/2012 8:16	57.3	6/4/2012 17:26	66.5	7/4/2012 10:36	56.5	7/4/2012 19:46	64.5	8/4/2012 12:56	56.3	8/4/2012 22:06	65.8
6/4/2012 8:21	58.0	6/4/2012 17:31	67.8	7/4/2012 10:41	56.6	7/4/2012 19:51	64.0	8/4/2012 13:01	59.4	8/4/2012 22:11	66.3
6/4/2012 8:26	58.0	6/4/2012 17:36	68.2	7/4/2012 10:46	55.8	7/4/2012 19:56	65.1	8/4/2012 13:06	60.6	8/4/2012 22:16	67.1
6/4/2012 8:31	59.9	6/4/2012 17:41	68.3	7/4/2012 10:51	55.6	7/4/2012 20:01	68.4	8/4/2012 13:11	59.5	8/4/2012 22:21	65.5
6/4/2012 8:36	57.1	6/4/2012 17:46	64.7	7/4/2012 10:56	56.7	7/4/2012 20:06	64.4	8/4/2012 13:16	60.8	8/4/2012 22:26	67.2
6/4/2012 8:41	57.7	6/4/2012 17:51	67.6	7/4/2012 11:01	56.5	7/4/2012 20:11	65.5	8/4/2012 13:21	58.6	8/4/2012 22:31	67.3
6/4/2012 8:46	56.8	6/4/2012 17:56	63.5	7/4/2012 11:06	53.5	7/4/2012 20:16	65.5	8/4/2012 13:26	59.6	8/4/2012 22:36	65.7
6/4/2012 8:51	57.0	6/4/2012 18:01	64.0	7/4/2012 11:11	54.5	7/4/2012 20:21	65.2	8/4/2012 13:31	59.4	8/4/2012 22:41	65.7
6/4/2012 8:56	58.5	6/4/2012 18:06	63.4	7/4/2012 11:16	55.6	7/4/2012 20:26	63.7	8/4/2012 13:36	60.3	8/4/2012 22:46	66.9
6/4/2012 9:01	56.4	6/4/2012 18:11	64.9	7/4/2012 11:21	54.8	7/4/2012 20:31	65.0	8/4/2012 13:41	60.8	8/4/2012 22:51	66.1
6/4/2012 9:06	56.5	6/4/2012 18:16	65.2	7/4/2012 11:26	55.2	7/4/2012 20:36	65.6	8/4/2012 13:46	61.6	8/4/2012 22:56	65.8
6/4/2012 9:11	55.4	6/4/2012 18:21	64.0	7/4/2012 11:31	55.8	7/4/2012 20:41	65.0	8/4/2012 13:51	62.3	9/4/2012 7:01	60.0
6/4/2012 9:16	55.6	6/4/2012 18:26	66.1	7/4/2012 11:36	58.2	7/4/2012 20:46	65.8	8/4/2012 13:56	62.1	9/4/2012 7:06	59.3
6/4/2012 9:21	56.8	6/4/2012 18:31	64.9	7/4/2012 11:41	56.1	7/4/2012 20:51	65.1	8/4/2012 14:01	62.7	9/4/2012 7:11	60.7
6/4/2012 9:26	55.0	6/4/2012 18:36	65.8	7/4/2012 11:46	56.4	7/4/2012 20:56	66.4	8/4/2012 14:06	62.1	9/4/2012 7:16	60.2
6/4/2012 9:31	56.8	6/4/2012 18:41	64.0	7/4/2012 11:51	55.4	7/4/2012 21:01	66.5	8/4/2012 14:11	61.6	9/4/2012 7:21	59.2
6/4/2012 9:36	56.6	6/4/2012 18:46	63.2	7/4/2012 11:56	56.4	7/4/2012 21:06	66.4	8/4/2012 14:16	61.5	9/4/2012 7:26	59.2
6/4/2012 9:41	54.1	6/4/2012 18:51	64.3	7/4/2012 12:01	56.3	7/4/2012 21:11	65.1	8/4/2012 14:21	61.2	9/4/2012 7:31	58.1
6/4/2012 9:46	54.6	6/4/2012 18:56	63.3	7/4/2012 12:06	56.4	7/4/2012 21:16	63.0	8/4/2012 14:26	60.8	9/4/2012 7:36	59.7

Real-time Noise Data RTN2 (Oil Street Community Liaison Centre)

9/4/2012 7:41	57.6	9/4/2012 16:51	65.6	10/4/2012 22:01	63.1	13/4/2012 19:11	64.3	15/4/2012 8:21	65.7	15/4/2012 17:31	64.8
9/4/2012 7:46	59.1	9/4/2012 16:56	63.5	10/4/2012 22:06	62.7	13/4/2012 19:16	61.2	15/4/2012 8:26	66.3	15/4/2012 17:36	64.6
9/4/2012 7:51	57.3	9/4/2012 17:01	65.1	10/4/2012 22:11	62.4	13/4/2012 19:21	64.4	15/4/2012 8:31	65.4	15/4/2012 17:41	65.0
9/4/2012 7:56	57.4	9/4/2012 17:06	66.9	10/4/2012 22:16	62.8	13/4/2012 19:26	62.5	15/4/2012 8:36	64.6	15/4/2012 17:46	65.5
9/4/2012 8:01	58.9	9/4/2012 17:11	66.4	10/4/2012 22:21	62.9	13/4/2012 19:31	63.0	15/4/2012 8:41	63.5	15/4/2012 17:51	66.8
9/4/2012 8:06	59.6	9/4/2012 17:16	66.0	10/4/2012 22:26	62.4	13/4/2012 19:36	62.8	15/4/2012 8:46	62.7	15/4/2012 17:56	67.0
9/4/2012 8:11	58.1	9/4/2012 17:21	65.3	10/4/2012 22:31	62.6	13/4/2012 19:41	62.9	15/4/2012 8:51	63.6	15/4/2012 18:01	67.1
9/4/2012 8:16	59.2	9/4/2012 17:26	66.7	10/4/2012 22:36	61.9	13/4/2012 19:46	62.8	15/4/2012 8:56	65.3	15/4/2012 18:06	67.9
9/4/2012 8:21	56.1	9/4/2012 17:31	65.9	10/4/2012 22:41	61.9	13/4/2012 19:51	62.9	15/4/2012 9:01	66.1	15/4/2012 18:11	67.5
9/4/2012 8:26	55.5	9/4/2012 17:36	68.3	10/4/2012 22:46	62.4	13/4/2012 19:56	63.0	15/4/2012 9:06	67.3	15/4/2012 18:16	65.2
9/4/2012 8:31	58.9	9/4/2012 17:41	66.2	10/4/2012 22:51	62.4	13/4/2012 20:01	62.4	15/4/2012 9:11	65.6	15/4/2012 18:21	65.0
9/4/2012 8:36	57.3	9/4/2012 17:46	64.0	10/4/2012 22:56	62.7	13/4/2012 20:06	61.4	15/4/2012 9:16	63.7	15/4/2012 18:26	66.0
9/4/2012 8:41	55.7	9/4/2012 17:51	66.6	11/4/2012 19:01	65.8	13/4/2012 20:11	61.2	15/4/2012 9:21	63.5	15/4/2012 18:31	66.5
9/4/2012 8:46	58.3	9/4/2012 17:56	64.4	11/4/2012 19:06	64.4	13/4/2012 20:16	62.0	15/4/2012 9:26	64.1	15/4/2012 18:36	66.3
9/4/2012 8:51	55.8	9/4/2012 18:01	64.2	11/4/2012 19:11	63.4	13/4/2012 20:21	62.0	15/4/2012 9:31	65.5	15/4/2012 18:41	65.0
9/4/2012 8:56	58.1	9/4/2012 18:06	63.5	11/4/2012 19:16	62.9	13/4/2012 20:26	61.2	15/4/2012 9:36	65.1	15/4/2012 18:46	65.8
9/4/2012 9:01	57.8	9/4/2012 18:11	66.0	11/4/2012 19:21	63.2	13/4/2012 20:31	61.6	15/4/2012 9:41	66.5	15/4/2012 18:51	62.7
9/4/2012 9:06	56.1	9/4/2012 18:16	63.6	11/4/2012 19:26	63.4	13/4/2012 20:36	61.0	15/4/2012 9:46	67.6	15/4/2012 18:56	61.4
9/4/2012 9:11	55.5	9/4/2012 18:21	64.8	11/4/2012 19:31	63.1	13/4/2012 20:41	61.6	15/4/2012 9:51	68.1	15/4/2012 19:01	62.5
9/4/2012 9:16	55.0	9/4/2012 18:26	64.1	11/4/2012 19:36	63.6	13/4/2012 20:46	61.5	15/4/2012 9:56	67.4	15/4/2012 19:06	62.0
9/4/2012 9:21	57.0	9/4/2012 18:31	65.4	11/4/2012 19:41	63.2	13/4/2012 20:51	62.1	15/4/2012 10:01	67.3	15/4/2012 19:11	60.5
9/4/2012 9:26	55.0	9/4/2012 18:36	64.7	11/4/2012 19:46	62.4	13/4/2012 20:56	61.0	15/4/2012 10:06	67.3	15/4/2012 19:16	61.8
9/4/2012 9:31	57.0	9/4/2012 18:41	65.5	11/4/2012 19:51	63.6	13/4/2012 21:01	61.1	15/4/2012 10:11	66.9	15/4/2012 19:21	61.3
9/4/2012 9:36	55.8	9/4/2012 18:46	65.7	11/4/2012 19:56	64.0	13/4/2012 21:06	62.6	15/4/2012 10:16	67.7	15/4/2012 19:26	61.6
9/4/2012 9:41	54.8	9/4/2012 18:51	63.8	11/4/2012 20:01	62.5	13/4/2012 21:11	61.2	15/4/2012 10:21	67.1	15/4/2012 19:31	61.0
9/4/2012 9:46	55.6	9/4/2012 18:56	63.2	11/4/2012 20:06	62.6	13/4/2012 21:16	62.2	15/4/2012 10:26	67.2	15/4/2012 19:36	63.7
9/4/2012 9:51	55.9	9/4/2012 19:01	64.2	11/4/2012 20:11	63.8	13/4/2012 21:21	61.8	15/4/2012 10:31	66.8	15/4/2012 19:41	62.4
9/4/2012 9:56	57.6	9/4/2012 19:06	65.6	11/4/2012 20:16	62.5	13/4/2012 21:26	62.0	15/4/2012 10:36	66.8	15/4/2012 19:46	63.7
9/4/2012 10:01	54.8	9/4/2012 19:11	63.6	11/4/2012 20:21	62.5	13/4/2012 21:31	61.4	15/4/2012 10:41	66.6	15/4/2012 19:51	63.3
9/4/2012 10:06	56.2	9/4/2012 19:16	62.2	11/4/2012 20:26	62.3	13/4/2012 21:36	59.7	15/4/2012 10:46	66.2	15/4/2012 19:56	62.9
9/4/2012 10:11	53.4	9/4/2012 19:21	64.4	11/4/2012 20:31	62.0	13/4/2012 21:41	61.1	15/4/2012 10:51	66.4	15/4/2012 20:01	62.9
9/4/2012 10:16	54.4	9/4/2012 19:26	64.2	11/4/2012 20:36	62.0	13/4/2012 21:46	61.4	15/4/2012 10:56	67.3	15/4/2012 20:06	64.4
9/4/2012 10:21	55.1	9/4/2012 19:31	63.8	11/4/2012 20:41	61.4	13/4/2012 21:51	60.5	15/4/2012 11:01	67.8	15/4/2012 20:11	62.1
9/4/2012 10:26	55.6	9/4/2012 19:36	62.7	11/4/2012 20:46	61.9	13/4/2012 21:56	60.3	15/4/2012 11:06	67.7	15/4/2012 20:16	62.2
9/4/2012 10:31	56.3	9/4/2012 19:41	63.1	11/4/2012 20:51	62.1	13/4/2012 22:01	61.2	15/4/2012 11:11	66.9	15/4/2012 20:21	63.2
9/4/2012 10:36	56.4	9/4/2012 19:46	64.7	11/4/2012 20:56	63.0	13/4/2012 22:06	61.5	15/4/2012 11:16	67.3	15/4/2012 20:26	62.1
9/4/2012 10:41	57.3	9/4/2012 19:51	65.0	11/4/2012 21:01	62.3	13/4/2012 22:11	59.4	15/4/2012 11:21	67.3	15/4/2012 20:31	61.8
9/4/2012 10:46	53.4	9/4/2012 19:56	67.3	11/4/2012 21:06	61.8	13/4/2012 22:16	62.8	15/4/2012 11:26	67.3	15/4/2012 20:36	62.0
9/4/2012 10:51	56.1	9/4/2012 20:01	67.9	11/4/2012 21:11	61.5	13/4/2012 22:21	62.4	15/4/2012 11:31	67.2	15/4/2012 20:41	62.3
9/4/2012 10:56	56.4	9/4/2012 20:06	63.7	11/4/2012 21:16	61.6	13/4/2012 22:26	60.2	15/4/2012 11:36	67.0	15/4/2012 20:46	62.1
9/4/2012 11:01	55.1	9/4/2012 20:11	65.2	11/4/2012 21:21	61.8	13/4/2012 22:31	61.1	15/4/2012 11:41	65.4	15/4/2012 20:51	62.0
9/4/2012 11:06	54.5	9/4/2012 20:16	65.4	11/4/2012 21:26	62.5	13/4/2012 22:36	60.2	15/4/2012 11:46	64.0	15/4/2012 20:56	61.8
9/4/2012 11:11	54.7	9/4/2012 20:21	65.1	11/4/2012 21:31	61.8	13/4/2012 22:41	59.7	15/4/2012 11:51	63.8	15/4/2012 21:01	61.5
9/4/2012 11:16	54.5	9/4/2012 20:26	63.8	11/4/2012 21:36	62.4	13/4/2012 22:46	63.2	15/4/2012 11:56	64.0	15/4/2012 21:06	61.9
9/4/2012 11:21	53.0	9/4/2012 20:31	65.3	11/4/2012 21:41	61.4	13/4/2012 22:51	60.8	15/4/2012 12:01	63.1	15/4/2012 21:11	61.3
9/4/2012 11:26	56.5	9/4/2012 20:36	64.8	11/4/2012 21:46	63.6	13/4/2012 22:56	60.1	15/4/2012 12:06	62.6	15/4/2012 21:16	61.5
9/4/2012 11:31	56.1	9/4/2012 20:41	64.3	11/4/2012 21:51	62.7	14/4/2012 19:01	61.9	15/4/2012 12:11	62.5	15/4/2012 21:21	61.4
9/4/2012 11:36	57.4	9/4/2012 20:46	67.8	11/4/2012 21:56	61.7	14/4/2012 19:06	61.4	15/4/2012 12:16	62.7	15/4/2012 21:26	61.6
9/4/2012 11:41	57.0	9/4/2012 20:51	66.8	11/4/2012 22:01	61.6	14/4/2012 19:11	61.0	15/4/2012 12:21	62.7	15/4/2012 21:31	61.1
9/4/2012 11:46	56.5	9/4/2012 20:56	65.5	11/4/2012 22:06	61.5	14/4/2012 19:16	60.5	15/4/2012 12:26	63.6	15/4/2012 21:36	61.7
9/4/2012 11:51	56.0	9/4/2012 21:01	67.1	11/4/2012 22:11	61.7	14/4/2012 19:21	62.0	15/4/2012 12:31	63.8	15/4/2012 21:41	61.2
9/4/2012 11:56	55.5	9/4/2012 21:06	65.7	11/4/2012 22:16	61.9	14/4/2012 19:26	62.2	15/4/2012 12:36	63.6	15/4/2012 21:46	61.7
9/4/2012 12:01	57.0	9/4/2012 21:11	63.9	11/4/2012 22:21	62.4	14/4/2012 19:31	61.5	15/4/2012 12:41	63.6	15/4/2012 21:51	61.4
9/4/2012 12:06	57.6	9/4/2012 21:16	65.6	11/4/2012 22:26	61.4	14/4/2012 19:36	60.7	15/4/2012 12:46	62.7	15/4/2012 21:56	61.3
9/4/2012 12:11	55.9	9/4/2012 21:21	63.0	11/4/2012 22:31	61.7	14/4/2012 19:41	60.8	15/4/2012 12:51	63.7	15/4/2012 22:01	61.4
9/4/2012 12:16	59.7	9/4/2012 21:26	64.7	11/4/2012 22:36	61.4	14/4/2012 19:46	62.2	15/4/2012 12:56	63.0	15/4/2012 22:06	61.3
9/4/2012 12:21	56.2	9/4/2012 21:31	63.5	11/4/2012 22:41	61.3	14/4/2012 19:51	62.0	15/4/2012 13:01	63.7	15/4/2012 22:11	61.3
9/4/2012 12:26	57.2	9/4/2012 21:36	64.7	11/4/2012 22:46	61.3	14/4/2012 19:56	63.4	15/4/2012 13:06	65.7	15/4/2012 22:16	60.8
9/4/2012 12:31	56.9	9/4/2012 21:41	64.9	11/4/2012 22:51	61.4	14/4/2012 20:01	62.3	15/4/2012 13:11	66.7	15/4/2012 22:21	61.0
9/4/2012 12:36	58.2	9/4/2012 21:46	65.3	11/4/2012 22:56	61.5	14/4/2012 20:06	62.5	15/4/2012 13:16	67.0	15/4/2012 22:26	61.4
9/4/2012 12:41	59.0	9/4/2012 21:51	65.5	12/4/2012 19:01	65.0	14/4/2012 20:11	62.1	15/4/2012 13:21	66.7	15/4/2012 22:31	61.3
9/4/2012 12:46	57.2	9/4/2012 21:56	66.1	12/4/2012 19:06	66.5	14/4/2012 20:16	61.8	15/4/2012 13:26	66.9	15/4/2012 22:36	61.7
9/4/2012 12:51	56.2	9/4/2012 22:01	64.9	12/4/2012 19:11	63.5	14/4/2012 20:21	61.8	15/4/2012 13:31	67.8	15/4/2012 22:41	61.5
9/4/2012 12:56	57.8	9/4/2012 22:06	65.1	12/4/2012 19:16	63.2	14/4/2012 20:26	62.0	15/4/2012 13:36	67.9	15/4/2012 22:46	61.2
9/4/2012 13:01	57.8	9/4/2012 22:11	65.9	12/4/2012 19:21	62.8	14/4/2012 20:31	61.4	15/4/2012 13:41	66.3	15/4/2012 22:51	60.8
9/4/2012 13:06	59.5	9/4/2012 22:16	66.6	12/4/2012 19:26	63.0	14/4/2012 20:36	61.8	15/4/2012 13:46	68.0	15/4/2012 22:56	60.8
9/4/2012 13:11	59.9	9/4/2012 22:21	67.1	12/4/2012 19:31	63.2	14/4/2012 20:41	61.8	15/4/2012 13:51	68.1	16/4/2012 19:01	64.2
9/4/2012 13:16	59.6	9/4/2012 22:26	67.9	12/4/2012 19:36	63.6	14/4/2012 20:46	61.8	15/4/2012 13:56	67.8	16/4/2012 19:06	62.6
9/4/2012 13:21	60.1	9/4/2012 22:31	67.7	12/4/2012 19:41	62.5	14/4/2012 20:51	61.8	15/4/2012 14:01	66.5	16/4/2012 19:11	62.3
9/4/2012 13:26	62.2	9/4/2012 22:36	66.4	12/4/2012 19:46	62.1	14/4/2012 20:56	62.6	15/4/2012 14:06	65.2	16/4/2012 19:16	62.2
9/4/2012 13:31	59.0	9/4/2012 22:41	66.2	12/4/2012 19:51	62.4	14/4/2012 21:01	61.8	15/4/2012 14:11	67.6	16/4/2012 19:21	62.9
9/4/2012 13:36	59.6	9/4/2012 22:46	65.7	12/4/2012 19:56	63.2	14/4/2012 21:06	61.6	15/4/2012 14:16	67.5	16/4/2012 19:26	63.4
9/4/2012 13:41	61.2	9/4/2012 22:51	67.2	12/4/2012 20:01	64.0	14/4/2012 21:11	61.5	15/4/2012 14:21	65.7	16/4/2012 19:31	62.1
9/4/2012 13:46	61.1	9/4/2012 22:56	65.7	12/4/2012 20:06	62.1	14/4/2012 21:16	64.3	15/4/2012 14:26	67.4	16/4/2012 19:36	62.7
9/4/2012 13:51	61.4	10/4/2012 19:01	66.3	12/4/2012 20:11	63.1	14/4/2012 21:21	62.1	15/4/2012 14:31	67.5	16/4/2012 19:41	62.9
9/4/2012 13:56	63.1	10/4/2012 19:06	63.4	12/4/2012 20:16	62.4	14/4/2012 21:26	61.7	15/4/2012 14:36	66.7	16/4/2012 19:46	62.3
9/4/2012 14:01	62.6	10/4/2012 19:11	63.3	12/4/2012 20:21	63.1	14/4/2012 21:31	61.9	15/4/2012 14:41	66.4	16/4/2012 19:51	62.3
9/4/2012 14:06	62.8	10/4/2012 19:16	63.7	12/4/2012 20:26	62.2	14/4/2012 21:36	62.8	15/4/2012 14:46	65.4	16/4/2012 19:56	62.0
9/4/2012 14:11	63.5	10/4/2012 19:21	63.4	12/4/2012 20:31	62.5	14/4/2012 21:41	61.3	15/4/2012 14:51	64.5	16/4/2012 20:01	64.3
9/4/2012 14:16	62.2	10/4/2012 19:26	63.6	12/4/2012 20:36	59.6	14/4/2012 21:46	61.7	15/4/2012 14:56	64.9	16/4/2012 20:06	62.9
9/4/2012 14:21	61.0	10/4/2012 19:31	63.4	12/4/2012 20:41	62.7	14/4/2012 21:51	62.0	15/4/2012 15:01	65.3	16/4/2012 20:11	61.8
9/4/2012 14:26	61.4	10/4/2012 19:36	63.5	12/4/2012 20:46	61.7	14/4/2012 21:56	61.5	15/4/2012 15:06	67.3	16/4/2012 20:16	61.9
9/4/2012 14:31	69.5	10/4/2012 19:41	63.3	12/4/2012 20:51	60.9	14/4/2012 22:01	61.9	15/4/2012 15:11	66.5	16/4/2012 20:21	62.0
9/4/2012 14:36	61.2	10/4/2012 19:46	63.7	12/4/2012 20:56	60.9	14/4/2012 22:06	61.0	15/4/2012 15:16	67.3	16/4/2012 20:26	61.3
9/4/2012 14:41	61.6	10/4/2012 19:51	63.0	12/4/2012 21:01	60.4	14/4/2012 22:11	61.8	15/4/2012 15:21	67.5	16/4/2012 20:31	61.7
9/4/2012 14:46	63.6	10/4/2012 19:56	63.1	12/4/2012 21:06	61.5	14/4/2012 22:16	61.3	15/4/2012 15:26	67.3	16/4/2012 20:36	61.5
9/4/2012 14:51	62.5	10/4/2012 20:01	63.0	12/4/2012 21:11	61.1	14/4/2012 22:21	61.9	15/4/2012 15:31	66.3	16/4/2012 20:41	61.1
9/4/2012 14:56	62.5	10/4/2012 20:06	63.7	12/4/2012 21:16	63.1	14/4/2012 22:26	62.1	15/4/2012 15:36	66.8	16/4/2012 20:46	61.3
9/4/2012 15:01	65.0	10/4/2012 20:11	63.8	12/4/2012 21:21	61.6	14/4/2012 22:31	61.5	15/4/2012 15:41	65.3	16/4/2012 20:51	61.2
9/4/2012 15:06	66.0	10/4/2012 20:16	62.9	12/4/2012 21:26	61.2	14/4/2012 22:36	62.1	15/4/2012 15:46	66.0	16/4/2012 20:56	60.8
9/4/2012 15:11	66.0	10/4/2012 20:21	63.1	12/4/2012 21:31	60.7	14/4/2012 22:41	61.3	15/4/2012 15:51	64.2	16/4/2012 21:01	61.2
9/4/2012 15:16	67.8	10/4/2012 20:26	63.2	12/4/2012 21:36	61.5	14/4/2012 22:46	61.9	15/4/2012 15:56	63.1	16/4/2012 21:06	62.6
9/4/2012 15:21	65.3	10/4/2012 20:31	62.9	12/4/2012 21:41	59.5	14/4/2012 22:51	61.8	15/4/2012 16:01	64.2	16/4/2012 21:11	62.2
9/4/2012 15:26	68.0	10/4/2012 20:36	62.9	12/4/2012 21:46	62.4	14/4/2012 22:56	62.0	15/4/2012 16:06	64.9	16/4/2012 21:16	62.6
9/4/2012 15:31	69.1	10/4/2012 20:41	62.7	12/4/2012 21:51	62.3	15/4/2012 7:01	62.1	15/4/2012 16:11	64.3	16/4/2012 21:21	61.5
9/4/2012 15:36	68.9	10/4/2012 20:46	63.4	12/4/2012 21:56	61.3	15/4/2012 7:06	62.6	15/4/2012 16:16	64.1	16/4/2012 21:26	62.0
9/4/2012 15:41	70.6	10/4/2012 20:51	63.5	12/4/2012 22:01	62.3	15/4/2012 7:11	63.6	15/4/2012 16:21	63.7	16/4/2012 21:31	60.8
9/4/2012 15:46	70.1	10/4/2012 20:56	63.1	12/4/2012 22:06	62.3	15/4/2012 7:16	63.0	15/4/2012 16:26	64.8	16/4/2012 21:36	62.1
9/4/2012 15:51	68.9	10/4/2012 21:01	62.5	12/4/2012 22:11	60.9	15/4/2012 7:21	62.8	15/4/2012 16:31	64.5	16/4/2012 21:41	62.1
9/4/2012 15:56	64.1	10/4/2012 21:06	63.6	12/4/2012 22:16	60.9	15/4/2012 7:26	63.5	15/4/2012 16:36	68.3	16/4/2012 21:46	61.6
9/4/2012 16:01	69.6	10/4/2012 21:11	63.4	12/4/2012 22:21	62.4	15/4/2012 7:31	63.3	15/4/2012 16:41	66.0	16/4/2012 21:51	61.6
9/4/2012 16:06	67.7	10/4/2012 21:16	63.4	12/4/2012 22:26	62.5	15/4/2012 7:36	63.3	15/4/2012 16:46	64.9	16/4/2012 21:56	61.5
9/4/2012 16:11	63.9	10/4/2012 21:21	62.9	12/4/2012 22:31	59.5	15/4/2012 7:41	64.1	15/4/2012 16:51	65.1	16/4/2012 22:01	62.1
9/4/2012 16:16	64.0	10/4/2012 21:26	62.9	12/4/2012 22:36	61.2	15/4/2012 7:46	63.9	15/4/2012 16:56	65.0	16/4/2012 22:06	66.2
9/4/2012 16:21	64.6	10/4/2012 21:31	63.5	12/4/2012 22:41	60.4	15/4/2012 7:51	64.1	15/4/2012 17:01	63.9	16/4/2012 22:11	62.2
9/4/2012 16:26	64.1	10/4/2012 21:36	63.3	12/4/2012 22:46	62.5	15/4/2012 7:56	65.0	15/4/2012 17:06	64.5	16/4/2012 22:16	63.2
9/4/2012 16:31	67.1	10/4/2012 21:41	62.7	12/4/2012 22:51	61.3	15/4/2012 8:01	65.1	15/4/2012 17:11	67.7	16/4/2012 22:21	61.6
9/4/2012 16:36	66.6	10/4/2012 21:46	62.7	12/4/2012 22:56	61.2	15/4/2012 8:06	65.5	15/4/2012 17:16	69.2	16/4/2012 22:26	61.7
9/4/2012 16:41	65.7	10/4/2012 21:51	63.0	13/4/2012 19:01	62.4	15/4/2012 8:11	64.9	15/4/2012 17:21	68.2	16/4/2012 22:31	61.6
9/4/2012 16:46	63.4	10/4/2012 21:56	62.9	13/4/2012 19:06	63.5	15/4/2012 8:16	66.9	15/4/2012 17:26	67.8	16/4/2012 22:36	61.7

Real-time Noise Data RTN2 (Oil Street Community Liaison Centre)

16/4/2012 22:41	61.5	19/4/2012 19:51	62.4	21/4/2012 21:01	61.4	22/4/2012 14:11	62.7	23/4/2012 19:21	63.2	25/4/2012 20:31	65.3
16/4/2012 22:46	61.3	19/4/2012 19:56	63.2	21/4/2012 21:06	61.3	22/4/2012 14:16	62.2	23/4/2012 19:26	63.9	25/4/2012 20:36	64.8
16/4/2012 22:51	61.5	19/4/2012 20:01	64.0	21/4/2012 21:11	62.2	22/4/2012 14:21	62.2	23/4/2012 19:31	62.4	25/4/2012 20:41	64.3
16/4/2012 22:56	61.2	19/4/2012 20:06	62.1	21/4/2012 21:16	62.0	22/4/2012 14:26	62.2	23/4/2012 19:36	64.5	25/4/2012 20:46	67.8
17/4/2012 19:01	66.3	19/4/2012 20:11	63.1	21/4/2012 21:21	61.4	22/4/2012 14:31	69.5	23/4/2012 19:41	64.1	25/4/2012 20:51	66.8
17/4/2012 19:06	63.4	19/4/2012 20:16	62.4	21/4/2012 21:26	63.7	22/4/2012 14:36	60.5	23/4/2012 19:46	64.5	25/4/2012 20:56	65.5
17/4/2012 19:11	63.3	19/4/2012 20:21	63.1	21/4/2012 21:31	61.1	22/4/2012 14:41	62.0	23/4/2012 19:51	64.0	25/4/2012 21:01	67.1
17/4/2012 19:16	63.7	19/4/2012 20:26	62.2	21/4/2012 21:36	61.1	22/4/2012 14:46	62.8	23/4/2012 19:56	65.1	25/4/2012 21:06	65.7
17/4/2012 19:21	63.4	19/4/2012 20:31	62.5	21/4/2012 21:41	60.0	22/4/2012 14:51	62.8	23/4/2012 20:01	68.4	25/4/2012 21:11	63.9
17/4/2012 19:26	63.6	19/4/2012 20:36	59.6	21/4/2012 21:46	61.8	22/4/2012 14:56	62.3	23/4/2012 20:06	64.4	25/4/2012 21:16	65.6
17/4/2012 19:31	63.4	19/4/2012 20:41	62.7	21/4/2012 21:51	60.5	22/4/2012 15:01	64.1	23/4/2012 20:11	65.5	25/4/2012 21:21	63.0
17/4/2012 19:36	63.5	19/4/2012 20:46	61.7	21/4/2012 21:56	61.0	22/4/2012 15:06	64.5	23/4/2012 20:16	65.5	25/4/2012 21:26	64.7
17/4/2012 19:41	63.3	19/4/2012 20:51	60.9	21/4/2012 22:01	62.1	22/4/2012 15:11	65.6	23/4/2012 20:21	65.2	25/4/2012 21:31	63.5
17/4/2012 19:46	63.7	19/4/2012 20:56	60.9	21/4/2012 22:06	61.4	22/4/2012 15:16	67.6	23/4/2012 20:26	63.7	25/4/2012 21:36	64.7
17/4/2012 19:51	63.0	19/4/2012 21:01	60.4	21/4/2012 22:11	60.7	22/4/2012 15:21	64.6	23/4/2012 20:31	65.0	25/4/2012 21:41	64.9
17/4/2012 19:56	63.1	19/4/2012 21:06	61.5	21/4/2012 22:16	61.2	22/4/2012 15:26	68.2	23/4/2012 20:36	65.6	25/4/2012 21:46	65.3
17/4/2012 20:01	63.0	19/4/2012 21:11	61.1	21/4/2012 22:21	59.9	22/4/2012 15:31	67.0	23/4/2012 20:41	65.0	25/4/2012 21:51	65.5
17/4/2012 20:06	63.7	19/4/2012 21:16	63.1	21/4/2012 22:26	61.8	22/4/2012 15:36	68.2	23/4/2012 20:46	65.8	25/4/2012 21:56	66.1
17/4/2012 20:11	63.8	19/4/2012 21:21	61.6	21/4/2012 22:31	63.1	22/4/2012 15:41	69.4	23/4/2012 20:51	65.1	25/4/2012 22:01	64.9
17/4/2012 20:16	62.9	19/4/2012 21:26	61.2	21/4/2012 22:36	61.2	22/4/2012 15:46	69.0	23/4/2012 20:56	66.4	25/4/2012 22:06	65.1
17/4/2012 20:21	63.1	19/4/2012 21:31	60.7	21/4/2012 22:41	61.1	22/4/2012 15:51	69.2	23/4/2012 21:01	66.5	25/4/2012 22:11	65.9
17/4/2012 20:26	63.2	19/4/2012 21:36	61.5	21/4/2012 22:46	64.0	22/4/2012 15:56	61.7	23/4/2012 21:06	66.4	25/4/2012 22:16	66.6
17/4/2012 20:31	62.9	19/4/2012 21:41	59.5	21/4/2012 22:51	61.6	22/4/2012 16:01	69.7	23/4/2012 21:11	65.1	25/4/2012 22:21	67.1
17/4/2012 20:36	62.9	19/4/2012 21:46	62.4	21/4/2012 22:56	61.3	22/4/2012 16:06	68.7	23/4/2012 21:16	63.0	25/4/2012 22:26	67.9
17/4/2012 20:41	62.7	19/4/2012 21:51	62.3	22/4/2012 7:01	61.2	22/4/2012 16:11	64.5	23/4/2012 21:21	62.2	25/4/2012 22:31	67.7
17/4/2012 20:46	63.4	19/4/2012 21:56	61.3	22/4/2012 7:06	59.8	22/4/2012 16:16	63.5	23/4/2012 21:26	63.6	25/4/2012 22:36	66.4
17/4/2012 20:51	63.5	19/4/2012 22:01	62.3	22/4/2012 7:11	59.4	22/4/2012 16:21	64.0	23/4/2012 21:31	64.1	25/4/2012 22:41	66.2
17/4/2012 20:56	63.1	19/4/2012 22:06	62.3	22/4/2012 7:16	61.3	22/4/2012 16:26	66.1	23/4/2012 21:36	63.5	25/4/2012 22:46	65.7
17/4/2012 21:01	62.5	19/4/2012 22:11	60.9	22/4/2012 7:21	59.7	22/4/2012 16:31	67.9	23/4/2012 21:41	67.1	25/4/2012 22:51	67.2
17/4/2012 21:06	63.6	19/4/2012 22:16	60.9	22/4/2012 7:26	60.1	22/4/2012 16:36	67.0	23/4/2012 21:46	65.0	25/4/2012 22:56	65.7
17/4/2012 21:11	63.4	19/4/2012 22:21	62.4	22/4/2012 7:31	58.6	22/4/2012 16:41	66.2	23/4/2012 21:51	65.3	26/4/2012 19:01	65.1
17/4/2012 21:16	63.4	19/4/2012 22:26	62.5	22/4/2012 7:36	59.3	22/4/2012 16:46	65.2	23/4/2012 21:56	65.0	26/4/2012 19:06	63.1
17/4/2012 21:21	62.9	19/4/2012 22:31	59.5	22/4/2012 7:41	57.9	22/4/2012 16:51	63.7	23/4/2012 22:01	65.9	26/4/2012 19:11	66.4
17/4/2012 21:26	62.9	19/4/2012 22:36	61.2	22/4/2012 7:46	59.9	22/4/2012 16:56	63.2	23/4/2012 22:06	65.7	26/4/2012 19:16	63.3
17/4/2012 21:31	63.5	19/4/2012 22:41	60.4	22/4/2012 7:51	57.3	22/4/2012 17:01	68.1	23/4/2012 22:11	65.2	26/4/2012 19:21	63.5
17/4/2012 21:36	63.3	19/4/2012 22:46	62.5	22/4/2012 7:56	57.9	22/4/2012 17:06	67.1	23/4/2012 22:16	66.8	26/4/2012 19:26	61.9
17/4/2012 21:41	62.7	19/4/2012 22:51	61.3	22/4/2012 8:01	59.7	22/4/2012 17:11	66.0	23/4/2012 22:21	67.4	26/4/2012 19:31	62.6
17/4/2012 21:46	62.7	19/4/2012 22:56	61.2	22/4/2012 8:06	58.3	22/4/2012 17:16	64.9	23/4/2012 22:26	65.6	26/4/2012 19:36	62.8
17/4/2012 21:51	63.0	20/4/2012 19:01	62.4	22/4/2012 8:11	56.1	22/4/2012 17:21	65.7	23/4/2012 22:31	66.0	26/4/2012 19:41	62.4
17/4/2012 21:56	62.9	20/4/2012 19:06	63.5	22/4/2012 8:16	57.3	22/4/2012 17:26	66.5	23/4/2012 22:36	66.8	26/4/2012 19:46	61.0
17/4/2012 22:01	63.1	20/4/2012 19:11	64.3	22/4/2012 8:21	58.0	22/4/2012 17:31	67.8	23/4/2012 22:41	66.1	26/4/2012 19:51	61.4
17/4/2012 22:06	62.7	20/4/2012 19:16	61.2	22/4/2012 8:26	58.0	22/4/2012 17:36	68.2	23/4/2012 22:46	67.6	26/4/2012 19:56	61.9
17/4/2012 22:11	62.4	20/4/2012 19:21	64.4	22/4/2012 8:31	59.9	22/4/2012 17:41	68.3	23/4/2012 22:51	67.6	26/4/2012 20:01	63.9
17/4/2012 22:16	62.8	20/4/2012 19:26	62.5	22/4/2012 8:36	57.1	22/4/2012 17:46	64.7	23/4/2012 22:56	65.4	26/4/2012 20:06	61.9
17/4/2012 22:21	62.9	20/4/2012 19:31	63.0	22/4/2012 8:41	57.7	22/4/2012 17:51	67.6	24/4/2012 19:01	63.2	26/4/2012 20:11	64.2
17/4/2012 22:26	62.4	20/4/2012 19:36	62.8	22/4/2012 8:46	56.8	22/4/2012 17:56	63.5	24/4/2012 19:06	65.1	26/4/2012 20:16	63.0
17/4/2012 22:31	62.6	20/4/2012 19:41	62.9	22/4/2012 8:51	57.0	22/4/2012 18:01	64.0	24/4/2012 19:11	62.9	26/4/2012 20:21	62.0
17/4/2012 22:36	61.9	20/4/2012 19:46	62.8	22/4/2012 8:56	58.5	22/4/2012 18:06	63.4	24/4/2012 19:16	63.4	26/4/2012 20:26	61.0
17/4/2012 22:41	61.9	20/4/2012 19:51	62.9	22/4/2012 9:01	56.4	22/4/2012 18:11	64.9	24/4/2012 19:21	64.5	26/4/2012 20:31	61.0
17/4/2012 22:46	62.4	20/4/2012 19:56	63.0	22/4/2012 9:06	56.5	22/4/2012 18:16	65.2	24/4/2012 19:26	63.5	26/4/2012 20:36	63.6
17/4/2012 22:51	62.4	20/4/2012 20:01	62.4	22/4/2012 9:11	55.4	22/4/2012 18:21	64.0	24/4/2012 19:31	62.2	26/4/2012 20:41	61.7
17/4/2012 22:56	62.7	20/4/2012 20:06	61.4	22/4/2012 9:16	55.6	22/4/2012 18:26	66.1	24/4/2012 19:36	63.1	26/4/2012 20:46	61.5
18/4/2012 19:01	65.8	20/4/2012 20:11	61.2	22/4/2012 9:21	56.8	22/4/2012 18:31	64.9	24/4/2012 19:41	64.8	26/4/2012 20:51	59.7
18/4/2012 19:06	64.4	20/4/2012 20:16	62.0	22/4/2012 9:26	55.0	22/4/2012 18:36	65.8	24/4/2012 19:46	64.5	26/4/2012 20:56	62.6
18/4/2012 19:11	63.4	20/4/2012 20:21	62.0	22/4/2012 9:31	56.8	22/4/2012 18:41	64.0	24/4/2012 19:51	64.0	26/4/2012 21:01	61.7
18/4/2012 19:16	62.9	20/4/2012 20:26	61.2	22/4/2012 9:36	56.6	22/4/2012 18:46	63.2	24/4/2012 19:56	65.6	26/4/2012 21:06	61.1
18/4/2012 19:21	63.2	20/4/2012 20:31	61.6	22/4/2012 9:41	54.1	22/4/2012 18:51	64.3	24/4/2012 20:01	68.9	26/4/2012 21:11	61.0
18/4/2012 19:26	63.4	20/4/2012 20:36	61.0	22/4/2012 9:46	54.6	22/4/2012 18:56	63.3	24/4/2012 20:06	64.4	26/4/2012 21:16	61.4
18/4/2012 19:31	63.1	20/4/2012 20:41	61.6	22/4/2012 9:51	55.0	22/4/2012 19:01	63.0	24/4/2012 20:11	64.2	26/4/2012 21:21	62.5
18/4/2012 19:36	63.6	20/4/2012 20:46	61.5	22/4/2012 9:56	56.0	22/4/2012 19:06	62.7	24/4/2012 20:16	67.7	26/4/2012 21:26	60.3
18/4/2012 19:41	63.2	20/4/2012 20:51	62.1	22/4/2012 10:01	56.6	22/4/2012 19:11	63.8	24/4/2012 20:21	65.1	26/4/2012 21:31	63.2
18/4/2012 19:46	62.4	20/4/2012 20:56	61.0	22/4/2012 10:06	54.3	22/4/2012 19:16	62.5	24/4/2012 20:26	62.8	26/4/2012 21:36	59.2
18/4/2012 19:51	63.6	20/4/2012 21:01	61.1	22/4/2012 10:11	54.8	22/4/2012 19:21	63.1	24/4/2012 20:31	64.5	26/4/2012 21:41	61.6
18/4/2012 19:56	64.0	20/4/2012 21:06	62.6	22/4/2012 10:16	55.4	22/4/2012 19:26	64.5	24/4/2012 20:36	65.0	26/4/2012 21:46	61.7
18/4/2012 20:01	62.5	20/4/2012 21:11	61.2	22/4/2012 10:21	56.8	22/4/2012 19:31	63.0	24/4/2012 20:41	65.1	26/4/2012 21:51	62.3
18/4/2012 20:06	62.6	20/4/2012 21:16	62.2	22/4/2012 10:26	54.8	22/4/2012 19:36	64.6	24/4/2012 20:46	66.2	26/4/2012 21:56	62.0
18/4/2012 20:11	63.8	20/4/2012 21:21	61.8	22/4/2012 10:31	55.4	22/4/2012 19:41	62.0	24/4/2012 20:51	65.0	26/4/2012 22:01	60.2
18/4/2012 20:16	62.5	20/4/2012 21:26	62.0	22/4/2012 10:36	55.5	22/4/2012 19:46	64.6	24/4/2012 20:56	65.2	26/4/2012 22:06	62.5
18/4/2012 20:21	62.5	20/4/2012 21:31	61.4	22/4/2012 10:41	56.8	22/4/2012 19:51	64.7	24/4/2012 21:01	67.4	26/4/2012 22:11	60.5
18/4/2012 20:26	62.3	20/4/2012 21:36	59.7	22/4/2012 10:46	55.9	22/4/2012 19:56	65.9	24/4/2012 21:06	66.2	26/4/2012 22:16	61.0
18/4/2012 20:31	62.0	20/4/2012 21:41	61.1	22/4/2012 10:51	55.4	22/4/2012 20:01	68.5	24/4/2012 21:11	63.3	26/4/2012 22:21	60.3
18/4/2012 20:36	62.0	20/4/2012 21:46	61.4	22/4/2012 10:56	55.7	22/4/2012 20:06	65.2	24/4/2012 21:16	64.5	26/4/2012 22:26	61.6
18/4/2012 20:41	61.4	20/4/2012 21:51	60.5	22/4/2012 11:01	55.9	22/4/2012 20:11	66.0	24/4/2012 21:21	63.5	26/4/2012 22:31	61.3
18/4/2012 20:46	61.9	20/4/2012 21:56	60.3	22/4/2012 11:06	55.7	22/4/2012 20:16	66.6	24/4/2012 21:26	64.3	26/4/2012 22:36	60.2
18/4/2012 20:51	62.1	20/4/2012 22:01	61.2	22/4/2012 11:11	56.3	22/4/2012 20:21	65.7	24/4/2012 21:31	63.7	26/4/2012 22:41	61.2
18/4/2012 20:56	63.0	20/4/2012 22:06	61.5	22/4/2012 11:16	54.5	22/4/2012 20:26	64.0	24/4/2012 21:36	65.2	26/4/2012 22:46	59.7
18/4/2012 21:01	62.3	20/4/2012 22:11	59.4	22/4/2012 11:21	53.5	22/4/2012 20:31	63.6	24/4/2012 21:41	66.0	26/4/2012 22:51	63.1
18/4/2012 21:06	61.8	20/4/2012 22:16	62.8	22/4/2012 11:26	55.0	22/4/2012 20:36	65.7	24/4/2012 21:46	64.5	26/4/2012 22:56	62.3
18/4/2012 21:11	61.5	20/4/2012 22:21	62.4	22/4/2012 11:31	56.2	22/4/2012 20:41	65.3	24/4/2012 21:51	66.1	27/4/2012 19:01	63.3
18/4/2012 21:16	61.6	20/4/2012 22:26	60.2	22/4/2012 11:36	58.5	22/4/2012 20:46	66.4	24/4/2012 21:56	65.8	27/4/2012 19:06	65.3
18/4/2012 21:21	61.8	20/4/2012 22:31	61.1	22/4/2012 11:41	55.1	22/4/2012 20:51	65.2	24/4/2012 22:01	64.7	27/4/2012 19:11	63.2
18/4/2012 21:26	62.5	20/4/2012 22:36	60.2	22/4/2012 11:46	56.1	22/4/2012 20:56	65.6	24/4/2012 22:06	65.8	27/4/2012 19:16	63.0
18/4/2012 21:31	61.8	20/4/2012 22:41	59.7	22/4/2012 11:51	55.8	22/4/2012 21:01	66.7	24/4/2012 22:11	66.3	27/4/2012 19:21	63.6
18/4/2012 21:36	62.4	20/4/2012 22:46	63.2	22/4/2012 11:56	55.6	22/4/2012 21:06	65.9	24/4/2012 22:16	67.1	27/4/2012 19:26	63.6
18/4/2012 21:41	61.4	20/4/2012 22:51	60.8	22/4/2012 12:01	56.3	22/4/2012 21:11	63.8	24/4/2012 22:21	65.5	27/4/2012 19:31	62.8
18/4/2012 21:46	63.6	20/4/2012 22:56	60.1	22/4/2012 12:06	57.1	22/4/2012 21:16	64.8	24/4/2012 22:26	67.2	27/4/2012 19:36	63.2
18/4/2012 21:51	62.7	21/4/2012 19:01	64.4	22/4/2012 12:11	55.3	22/4/2012 21:21	64.0	24/4/2012 22:31	67.3	27/4/2012 19:41	63.5
18/4/2012 21:56	61.7	21/4/2012 19:06	66.0	22/4/2012 12:16	60.3	22/4/2012 21:26	64.1	24/4/2012 22:36	65.7	27/4/2012 19:46	64.0
18/4/2012 22:01	61.6	21/4/2012 19:11	62.6	22/4/2012 12:21	57.2	22/4/2012 21:31	63.9	24/4/2012 22:41	65.7	27/4/2012 19:51	63.8
18/4/2012 22:06	61.5	21/4/2012 19:16	62.5	22/4/2012 12:26	56.9	22/4/2012 21:36	63.2	24/4/2012 22:46	66.9	27/4/2012 19:56	65.7
18/4/2012 22:11	61.7	21/4/2012 19:21	62.9	22/4/2012 12:31	56.8	22/4/2012 21:41	65.5	24/4/2012 22:51	66.1	27/4/2012 20:01	67.5
18/4/2012 22:16	61.9	21/4/2012 19:26	63.2	22/4/2012 12:36	56.6	22/4/2012 21:46	66.7	24/4/2012 22:56	65.8	27/4/2012 20:06	64.2
18/4/2012 22:21	62.4	21/4/2012 19:31	63.3	22/4/2012 12:41	57.9	22/4/2012 21:51	66.7	25/4/2012 19:01	64.2	27/4/2012 20:11	64.6
18/4/2012 22:26	61.4	21/4/2012 19:36	62.4	22/4/2012 12:46	58.9	22/4/2012 21:56	67.5	25/4/2012 19:06	65.6	27/4/2012 20:16	65.6
18/4/2012 22:31	61.7	21/4/2012 19:41	63.4	22/4/2012 12:51	58.3	22/4/2012 22:01	64.2	25/4/2012 19:11	63.6	27/4/2012 20:21	64.4
18/4/2012 22:36	61.4	21/4/2012 19:46	63.3	22/4/2012 12:56	57.8	22/4/2012 22:06	66.1	25/4/2012 19:16	62.2	27/4/2012 20:26	63.0
18/4/2012 22:41	61.3	21/4/2012 19:51	62.8	22/4/2012 13:01	59.1	22/4/2012 22:11	66.6	25/4/2012 19:21	64.4	27/4/2012 20:31	64.6
18/4/2012 22:46	61.3	21/4/2012 19:56	62.4	22/4/2012 13:06	60.2	22/4/2012 22:16	66.6	25/4/2012 19:26	64.2	27/4/2012 20:36	64.5
18/4/2012 22:51	61.4	21/4/2012 20:01	61.7	22/4/2012 13:11	58.7	22/4/2012 22:21	67.2	25/4/2012 19:31	63.8	27/4/2012 20:41	64.2
18/4/2012 22:56	61.5	21/4/2012 20:06	61.6	22/4/2012 13:16	60.0	22/4/2012 22:26	66.1	25/4/2012 19:36	62.7	27/4/2012 20:46	65.7
19/4/2012 19:01	65.0	21/4/2012 20:11	61.4	22/4/2012 13:21	59.6	22/4/2012 22:31	67.5	25/4/2012 19:41	63.1	27/4/2012 20:51	65.1
19/4/2012 19:06	66.5	21/4/2012 20:16	63.0	22/4/2012 13:26	61.0	22/4/2012 22:36	65.7	25/4/2012 19:46	64.7	27/4/2012 20:56	65.0
19/4/2012 19:11	63.5	21/4/2012 20:21	62.2	22/4/2012 13:31	61.1	22/4/2012 22:41	66.2	25/4/2012 19:51	65.0	27/4/2012 21:01	66.1
19/4/2012 19:16	63.2	21/4/2012 20:26	63.5	22/4/2012 13:36	60.9	22/4/2012 22:46	66.8	25/4/2012 19:56	67.3	27/4/2012 21:06	65.3
19/4/2012 19:21	62.8	21/4/2012 20:31	62.1	22/4/2012 13:41	61.6	22/4/2012 22:51	68.9	25/4/2012 20:01	67.9	27/4/2012 21:11	63.6
19/4/2012 19:26	63.0	21/4/2012 20:36	61.3	22/4/2012 13:46	61.2	22/4/2012 22:56	64.5	25/4/2012 20:06	63.7	27/4/2012 21:16	64.1
19/4/2012 19:31	63.2	21/4/2012 20:41	61.0	22/4/2012 13:51	62.0	23/4/2012 19:01	62.3	25/4/2012 20:11	65.2	27/4/2012 21:21	62.4
19/4/2012 19:36	63.6	21/4/2012 20:46	60.6	22/4/2012 13:56	63.0	23/4/2012 19:06	63.9	25/4/2012 20:16	65.4	27/4/2012 21:26	64.0
19/4/2012 19:41	62.5	21/4/2012 20:51	62.2	22/4/2012 14:01	63.5	23/4/2012 19:11	63.0	25/4/2012 20:21	65.1	27/4/2012 21:31	63.0
19/4/2012 19:46	62.1	21/4/2012 20:56	61.9	22/4/2012 14:06	63.2	23/4/2012 19:16	62.9	25/4/2012 20:26	63.8	27/4/2012 21:36	63.9

Real-time Noise Data RTN2 (Oil Street Community Liaison Centre)

27/4/2012 21:41	65.3
27/4/2012 21:46	64.4
27/4/2012 21:51	65.0
27/4/2012 21:56	64.8
27/4/2012 22:01	64.7
27/4/2012 22:06	64.7
27/4/2012 22:11	65.1
27/4/2012 22:16	65.9
27/4/2012 22:21	65.9
27/4/2012 22:26	66.1
27/4/2012 22:31	66.1
27/4/2012 22:36	65.5
27/4/2012 22:41	65.1
27/4/2012 22:46	66.1
27/4/2012 22:51	66.2
27/4/2012 22:56	64.8

Night-time 23:00-07:00

28/3/2012 0:01	59.6
28/3/2012 0:06	60.4
28/3/2012 0:11	59.7
28/3/2012 0:16	59.3
28/3/2012 0:21	59.7
28/3/2012 0:26	58.2
28/3/2012 0:31	60.1
28/3/2012 0:36	59.9
28/3/2012 0:41	58.0
28/3/2012 0:46	59.1
28/3/2012 0:51	58.8
28/3/2012 0:56	59.4
28/3/2012 1:01	59.1
28/3/2012 1:06	57.7
28/3/2012 1:11	59.2
28/3/2012 1:16	58.7
28/3/2012 1:21	58.1
28/3/2012 1:26	58.6
28/3/2012 1:31	58.2
28/3/2012 1:36	57.9
28/3/2012 1:41	57.1
28/3/2012 1:46	58.2
28/3/2012 1:51	57.3
28/3/2012 1:56	56.9
28/3/2012 2:01	56.2
28/3/2012 2:06	55.8
28/3/2012 2:11	57.1
28/3/2012 2:16	56.4
28/3/2012 2:21	58.6
28/3/2012 2:26	56.9
28/3/2012 2:31	55.9
28/3/2012 2:36	58.1
28/3/2012 2:41	56.9
28/3/2012 2:46	56.6
28/3/2012 2:51	55.3
28/3/2012 2:56	54.8
28/3/2012 3:01	56.0
28/3/2012 3:06	56.5
28/3/2012 3:11	54.9
28/3/2012 3:16	54.9
28/3/2012 3:21	56.3
28/3/2012 3:26	54.9
28/3/2012 3:31	53.9
28/3/2012 3:36	55.3
28/3/2012 3:41	55.6
28/3/2012 3:46	55.1
28/3/2012 3:51	58.0
28/3/2012 3:56	55.5
28/3/2012 4:01	56.6
28/3/2012 4:06	58.1
28/3/2012 4:11	55.4
28/3/2012 4:16	55.1
28/3/2012 4:21	55.5
28/3/2012 4:26	56.2
28/3/2012 4:31	56.1
28/3/2012 4:36	54.9
28/3/2012 4:41	56.0
28/3/2012 4:46	56.1
28/3/2012 4:51	56.0
28/3/2012 4:56	54.9
28/3/2012 5:01	54.7
28/3/2012 5:06	53.7
28/3/2012 5:11	55.1
28/3/2012 5:16	56.9
28/3/2012 5:21	54.8
28/3/2012 5:26	59.1
28/3/2012 5:31	56.7
28/3/2012 5:36	56.1
28/3/2012 5:41	56.0
28/3/2012 5:46	57.6
28/3/2012 5:51	56.8
28/3/2012 5:56	58.7
28/3/2012 6:01	57.9
28/3/2012 6:06	59.0
28/3/2012 6:11	58.5
28/3/2012 6:16	59.4
28/3/2012 6:21	58.6
28/3/2012 6:26	58.4
28/3/2012 6:31	59.4
28/3/2012 6:36	60.8
28/3/2012 6:41	58.8
28/3/2012 6:46	61.0
28/3/2012 6:51	60.7
28/3/2012 6:56	60.7
28/3/2012 23:01	60.9
28/3/2012 23:06	59.4
28/3/2012 23:11	62.1
28/3/2012 23:16	60.8
28/3/2012 23:21	61.8
28/3/2012 23:26	60.0
28/3/2012 23:31	60.3
28/3/2012 23:36	60.3

28/3/2012 23:41	60.8
28/3/2012 23:46	60.7
28/3/2012 23:51	61.2
28/3/2012 23:56	59.7
29/3/2012 0:01	60.1
29/3/2012 0:06	59.5
29/3/2012 0:11	61.4
29/3/2012 0:16	59.0
29/3/2012 0:21	60.2
29/3/2012 0:26	60.8
29/3/2012 0:31	60.0
29/3/2012 0:36	59.0
29/3/2012 0:41	58.9
29/3/2012 0:46	57.8
29/3/2012 0:51	59.3
29/3/2012 0:56	59.1
29/3/2012 1:01	58.4
29/3/2012 1:06	56.2
29/3/2012 1:11	59.6
29/3/2012 1:16	58.3
29/3/2012 1:21	58.0
29/3/2012 1:26	58.1
29/3/2012 1:31	58.5
29/3/2012 1:36	57.5
29/3/2012 1:41	57.0
29/3/2012 1:46	58.0
29/3/2012 1:51	57.4
29/3/2012 1:56	57.3
29/3/2012 2:01	58.3
29/3/2012 2:06	57.0
29/3/2012 2:11	57.0
29/3/2012 2:16	55.2
29/3/2012 2:21	56.9
29/3/2012 2:26	57.9
29/3/2012 2:31	54.8
29/3/2012 2:36	56.4
29/3/2012 2:41	55.7
29/3/2012 2:46	55.1
29/3/2012 2:51	55.3
29/3/2012 2:56	55.4
29/3/2012 3:01	56.0
29/3/2012 3:06	56.8
29/3/2012 3:11	56.6
29/3/2012 3:16	56.6
29/3/2012 3:21	57.0
29/3/2012 3:26	55.3
29/3/2012 3:31	54.2
29/3/2012 3:36	57.3
29/3/2012 3:41	56.2
29/3/2012 3:46	56.0
29/3/2012 3:51	56.6
29/3/2012 3:56	55.8
29/3/2012 4:01	56.4
29/3/2012 4:06	57.4
29/3/2012 4:11	56.9
29/3/2012 4:16	55.1
29/3/2012 4:21	56.1
29/3/2012 4:26	55.0
29/3/2012 4:31	55.4
29/3/2012 4:36	54.5
29/3/2012 4:41	55.1
29/3/2012 4:46	56.7
29/3/2012 4:51	55.3
29/3/2012 4:56	54.8
29/3/2012 5:01	57.7
29/3/2012 5:06	55.8
29/3/2012 5:11	55.4
29/3/2012 5:16	58.3
29/3/2012 5:21	55.3
29/3/2012 5:26	58.3
29/3/2012 5:31	56.5
29/3/2012 5:36	56.6
29/3/2012 5:41	57.7
29/3/2012 5:46	56.8
29/3/2012 5:51	56.8
29/3/2012 5:56	58.3
29/3/2012 6:01	58.2
29/3/2012 6:06	58.1
29/3/2012 6:11	59.5
29/3/2012 6:16	58.8
29/3/2012 6:21	58.2
29/3/2012 6:26	59.6
29/3/2012 6:31	59.2
29/3/2012 6:36	62.6
29/3/2012 6:41	60.0
29/3/2012 6:46	59.6
29/3/2012 6:51	60.5
29/3/2012 6:56	58.8
29/3/2012 23:01	63.0
29/3/2012 23:06	61.1
29/3/2012 23:11	58.9
29/3/2012 23:16	60.9
29/3/2012 23:21	60.9
29/3/2012 23:26	60.4
29/3/2012 23:31	60.7
29/3/2012 23:36	60.7
29/3/2012 23:41	60.3
29/3/2012 23:46	61.9
29/3/2012 23:51	61.1
29/3/2012 23:56	60.2
30/3/2012 0:01	58.9
30/3/2012 0:06	59.1
30/3/2012 0:11	59.7
30/3/2012 0:16	58.8
30/3/2012 0:21	59.4
30/3/2012 0:26	58.5
30/3/2012 0:31	59.7
30/3/2012 0:36	58.3
30/3/2012 0:41	58.3
30/3/2012 0:46	58.7

30/3/2012 0:51	58.4
30/3/2012 0:56	59.1
30/3/2012 1:01	58.2
30/3/2012 1:06	58.1
30/3/2012 1:11	58.3
30/3/2012 1:16	59.3
30/3/2012 1:21	58.7
30/3/2012 1:26	58.1
30/3/2012 1:31	58.5
30/3/2012 1:36	57.2
30/3/2012 1:41	56.4
30/3/2012 1:46	58.3
30/3/2012 1:51	55.7
30/3/2012 1:56	57.1
30/3/2012 2:01	58.6
30/3/2012 2:06	56.8
30/3/2012 2:11	56.3
30/3/2012 2:16	57.9
30/3/2012 2:21	58.4
30/3/2012 2:26	56.5
30/3/2012 2:31	54.9
30/3/2012 2:36	56.5
30/3/2012 2:41	53.8
30/3/2012 2:46	55.6
30/3/2012 2:51	54.0
30/3/2012 2:56	56.1
30/3/2012 3:01	55.1
30/3/2012 3:06	58.5
30/3/2012 3:11	57.7
30/3/2012 3:16	56.5
30/3/2012 3:21	56.3
30/3/2012 3:26	56.0
30/3/2012 3:31	56.5
30/3/2012 3:36	56.1
30/3/2012 3:41	55.7
30/3/2012 3:46	56.6
30/3/2012 3:51	56.6
30/3/2012 3:56	55.7
30/3/2012 4:01	57.6
30/3/2012 4:06	56.2
30/3/2012 4:11	55.2
30/3/2012 4:16	55.7
30/3/2012 4:21	55.4
30/3/2012 4:26	56.7
30/3/2012 4:31	55.2
30/3/2012 4:36	55.5
30/3/2012 4:41	56.6
30/3/2012 4:46	55.0
30/3/2012 4:51	56.6
30/3/2012 4:56	53.8
30/3/2012 5:01	56.2
30/3/2012 5:06	56.5
30/3/2012 5:11	56.9
30/3/2012 5:16	57.4
30/3/2012 5:21	55.5
30/3/2012 5:31	55.3
30/3/2012 5:36	56.4
30/3/2012 5:41	56.8
30/3/2012 5:46	56.4
30/3/2012 5:51	56.6
30/3/2012 5:56	57.8
30/3/2012 6:01	57.5
30/3/2012 6:06	57.6
30/3/2012 6:11	59.7
30/3/2012 6:16	59.8
30/3/2012 6:21	58.2
30/3/2012 6:26	58.7
30/3/2012 6:31	59.6
30/3/2012 6:36	60.7
30/3/2012 6:41	59.5
30/3/2012 6:46	59.4
30/3/2012 6:51	58.5
30/3/2012 6:56	59.7
30/3/2012 23:01	61.4
30/3/2012 23:06	60.9
30/3/2012 23:11	60.1
30/3/2012 23:16	60.2
30/3/2012 23:21	61.7
30/3/2012 23:26	59.4
30/3/2012 23:31	60.5
30/3/2012 23:36	59.4
30/3/2012 23:41	58.7
30/3/2012 23:46	60.9
30/3/2012 23:51	60.4
30/3/2012 23:56	60.5
31/3/2012 0:01	58.8
31/3/2012 0:06	61.2
31/3/2012 0:11	60.5
31/3/2012 0:16	59.7
31/3/2012 0:21	61.1
31/3/2012 0:26	59.5
31/3/2012 0:31	60.8
31/3/2012 0:36	58.9
31/3/2012 0:41	60.0
31/3/2012 0:46	60.5
31/3/2012 0:51	58.2
31/3/2012 0:56	58.5
31/3/2012 1:01	58.9
31/3/2012 1:06	58.8
31/3/2012 1:11	58.1
31/3/2012 1:16	57.6
31/3/2012 1:21	58.9
31/3/2012 1:26	57.5
31/3/2012 1:31	57.9
31/3/2012 1:36	57.3
31/3/2012 1:41	56.4
31/3/2012 1:46	58.9
31/3/2012 1:51	57.2
31/3/2012 1:56	58.2

31/3/2012 2:01	57.8
31/3/2012 2:06	56.6
31/3/2012 2:11	55.6
31/3/2012 2:16	55.7
31/3/2012 2:21	56.4
31/3/2012 2:26	56.4
31/3/2012 2:31	55.9
31/3/2012 2:36	56.5
31/3/2012 2:41	57.1
31/3/2012 2:46	57.0
31/3/2012 2:51	54.1
31/3/2012 2:56	55.8
31/3/2012 3:01	55.1
31/3/2012 3:06	56.5
31/3/2012 3:11	57.1
31/3/2012 3:16	55.5
31/3/2012 3:21	57.0
31/3/2012 3:26	55.6
31/3/2012 3:31	54.9
31/3/2012 3:36	57.1
31/3/2012 3:41	56.3
31/3/2012 3:46	54.7
31/3/2012 3:51	56.6
31/3/2012 3:56	56.9
31/3/2012 4:01	57.2
31/3/2012 4:06	57.6
31/3/2012 4:11	54.9
31/3/2012 4:16	56.2
31/3/2012 4:21	55.9
31/3/2012 4:26	56.7
31/3/2012 4:31	54.9
31/3/2012 4:36	55.8
31/3/2012 4:41	54.2
31/3/2012 4:46	55.9
31/3/2012 4:51	56.6
31/3/2012 4:56	56.1
31/3/2012 5:01	56.0
31/3/2012 5:06	55.6
31/3/2012 5:11	56.2
31/3/2012 5:16	57.6
31/3/2012 5:21	55.7
31/3/2012 5:26	57.9
31/3/2012 5:31	55.6
31/3/2012 5:36	57.1
31/3/2012 5:41	57.1
31/3/2012 5:46	58.4
31/3/2012 5:51	57.1
31/3/2012 5:56	56.7
31/3/2012 6:01	58.9
31/3/2012 6:06	57.6
31/3/2012 6:11	59.6
31/3/2012 6:16	59.0
31/3/2012 6:21	57.9
31/3/2012 6:26	58.6
31/3/2012 6:31	59.6
31/3/2012 6:36	60.8
31/3/2012 6:41	59.7
31/3/2012 6:46	59.0
31/3/2012 6:51	58.6
31/3/2012 6:56	60.5
31/3/2012 23:01	60.8
31/3/2012 23:06	60.9
31/3/2012 23:11	62.9
31/3/2012 23:16	59.6
31/3/2012 23:21	62.1
31/3/2012 23:26	60.9
31/3/2012 23:31	59.2
31/3/2012 23:36	58.5
31/3/2012 23:41	60.6
31/3/2012 23:46	61.2
31/3/2012 23:51	61.8
31/3/2012 23:56	59.5
1/4/2012 0:01	59.3
1/4/2012 0:06	61.1
1/4/2012 0:11	59.7
1/4/2012 0:16	59.8
1/4/2012 0:21	60.0
1/4/2012 0:26	60.3
1/4/2012 0:31	62.2
1/4/2012 0:36	58.9
1/4/2012 0:41	58.4
1/4/2012 0:46	59.2
1/4/2012 0:51	58.9
1/4/2012 0:56	58.8
1/4/2012 1:01	58.9
1/4/2012 1:06	58.3
1/4/2012 1:11	58.3
1/4/2012 1:16	59.0
1/4/2012 1:21	59.6
1/4/2012 1:26	57.9
1/4/2012 1:31	56.1
1/4/2012 1:36	56.8
1/4/2012 1:41	56.9
1/4/2012 1:46	58.6
1/4/2012 1:51	57.2
1/4/2012 1:56	56.6
1/4/2012 2:01	57.7
1/4/2012 2:06	57.2
1/4/2012 2:11	56.2
1/4/2012 2:16	55.5
1/4/2012 2:21	56.9
1/4/2012 2:26	56.8
1/4/2012 2:31	56.8
1/4/2012 2:36	56.2
1/4/2012 2:41	55.2
1/4/2012 2:46	55.2
1/4/2012 2:51	54.3
1/4/2012 2:56	56.4
1/4/2012 3:01	55.1
1/4/2012 3:06	57.0

1/4/2012 3:11	55.3
1/4/2012 3:16	56.2
1/4/2012 3:21	56.7
1/4/2012 3:26	56.2
1/4/2012 3:31	53.9
1/4/2012 3:36	56.6
1/4/2012 3:41	55.8
1/4/2012 3:46	56.8
1/4/2012 3:51	54.6
1/4/2012 3:56	55.4
1/4/2012 4:01	56.6
1/4/2012 4:06	56.7
1/4/2012 4:11	54.6
1/4/2012 4:16	55.3
1/4/2012 4:21	56.7
1/4/2012 4:26	54.9
1/4/2012 4:31	54.4
1/4/2012 4:36	54.1
1/4/2012 4:41	56.5
1/4/2012 4:46	55.7
1/4/2012 4:51	55.5
1/4/2012 4:56	54.8
1/4/2012 5:01	54.9
1/4/2012 5:06	57.0
1/4/2012 5:11	57.1
1/4/2012 5:16	58.5
1/4/2012 5:21	55.0
1/4/2012 5:26	56.8
1/4/2012 5:31	55.1
1/4/2012 5:36	55.1
1/4/2012 5:41	55.7
1/4/2012 5:46	56.7
1/4/2012 5:51	59.2
1/4/2012 5:56	58.0
1/4/2012 6:01	57.2
1/4/2012 6:06	58.4
1/4/2012 6:11	58.9
1/4/2012 6:16	60.2
1/4/2012 6:21	58.8
1/4/2012 6:26	59.1
1/4/2012 6:31	59.0
1/4/2012 6:36	60.7
1/4/2012 6:41	59.3
1/4/2012 6:46	60.2
1/4/2012 6:51	62.4
1/4/2012 6:56	60.7
1/4/2012 23:01	62.5
1/4/2012 23:06	62.0
1/4/2012 23:11	61.5
1/4/2012 23:16	61.6
1/4/2012 23:21	60.3
1/4/2012 23:26	59.9
1/4/2012 23:31	59.8
1/4/2012 23:36	60.1
1/4/2012 23:41	58.1
1/4/2012 23:46	60.6
1/4/2012 23:51	60.0
1/4/2012 23:56	59.6
2/4/2012 0:01	58.9
2/4/2012 0:06	60.6
2/4/2012 0:11	60.6
2/4/2012 0:16	57.7
2/4/2012 0:21	61.2
2/4/2012 0:26	59.1
2/4/2012 0:31	59.3
2/4/2012 0:36	60.3
2/4/2012 0:41	58.6
2/4/2012 0:46	58.4
2/4/2012 0:51	57.9
2/4/2012 0:56	58.3
2/4/2012 1:01	59.5
2/4/2012 1:06	56.3
2/4/2012 1:11	58.5
2/4/2012 1:16	59.3
2/4/2012 1:21	57.2
2/4/2012 1:26	58.4
2/4/2012 1:31	56.7
2/4/2012 1:36	57.9
2/4/2012 1:41	56.2
2/4/2012 1:46	58.7
2/4/2012 1:51	56.8
2/4/2012 1:56	56.7
2/4/2012 2:01	56.9
2/4/2012 2:06	57.5
2/4/2012 2:11	55.7
2/4/2012 2:16	57.4
2/4/2012 2:21	57.4
2/4/2012 2:26	56.2
2/4/2012 2:31	55.5
2/4/2012 2:36	55.6
2/4/2012 2:41	54.7
2/4/2012 2:46	54.8
2/4/2012 2:51	53.7
2/4/2012 2:56	55.3
2/4/2012 3:01	55.8
2/4/2012 3:06	56.4
2/4/2012 3:11	56.1
2/4/2012 3:16	56.1
2/4/2012 3:21	54.8
2/4/2012 3:26	54.3
2/4/2012 3:31	56.9
2/4/2012 3:36	56.8
2/4/2012 3:41	57.2
2/4/2012 3:46	56.9
2/4/2012 3:51	56.5
2/4/2012 3:56	55.2
2/4/2012 4:01	57.2
2/4/2012 4:06	56.1
2/4/2012 4:11	54.5
2/4/2012 4:16	55.4

2/4/2012 4:21	54.5
2/4/2012 4:26	54.7
2/4/2012 4:31	55.4
2/4/2012 4:36	54.8
2/4/2012 4:41	57.0
2/4/2012 4:46	55.3
2/4/2012 4:51	55.9
2/4/2012 4:56	54.8
2/4/2012 5:01	54.3
2/4/2012 5:06	56.4
2/4/2012 5:11	55.2
2/4/2012 5:16	57.3
2/4/2012 5:21	55.4
2/4/2012 5:26	58.1
2/4/2012 5:31	55.8
2/4/2012 5:36	56.8
2/4/2012 5:41	56.9
2/4/2012 5:46	58.3
2/4/2012 5:51	55.4
2/4/2012 5:56	57.2
2/4/2012 6:01	59.6
2/4/2012 6:06	58.8
2/4/2012 6:11	57.7
2/4/2012 6:16	60.4
2/4/2012 6:21	60.1
2/4/2012 6:26	59.2
2/4/2012 6:31	59.6
2/4/2012 6:36	59.9
2/4/2012 6:41	59.5
2/4/2012 6:46	61.0
2/4/2012 6:51	59.6
2/4/2012 6:56	61.5
2/4/2012 23:01	61.5
2/4/2012 23:06	60.0
2/4/2012 23:11	60.7
2/4/2012 23:16	60.0
2/4/2012 23:21	60.9
2/4/2012 23:26	60.7
2/4/2012 23:31	60.9
2/4/2012 23:36	59.5
2/4/2012 23:41	59.6
2/4/2012 23:46	60.7
2/4/2012 23:51	60.9
2/4/2012 23:56	60.6
3/4/2012 0:01	60.5
3/4/2012 0:06	60.9
3/4/2012 0:11	61.4
3/4/2012 0:16	60.9
3/4/2012 0:21	61.0
3/4/2012 0:26	60.8
3/4/2012 0:31	61.2
3/4/2012 0:36	61.2
3/4/2012 0:41	61.8
3/4/2012 0:46	61.3
3/4/2012 0:51	61.5
3/4/2012 0:56	60.6
3/4/2012 1:01	60.1
3/4/2012 1:06	59.6
3/4/2012 1:11	60.3
3/4/2012 1:16	60.2
3/4/2012 1:21	59.7
3/4/2012 1:26	59.0
3/4/2012 1:31	59.5
3/4/2012 1:36	59.4
3/4/2012 1:41	58.7
3/4/2012 1:46	59.1
3/4/2012 1:51	58.4
3/4/2012 1:56	58.2
3/4/2012 2:01	58.1
3/4/2012 2:06	58.0
3/4/2012 2:11	60.0
3/4/2012 2:16	57.7
3/4/2012 2:21	59.2
3/4/2012 2:26	57.9
3/4/2012 2:31	57.0
3/4/2012 2:36	57.0
3/4/2012 2:41	56.7
3/4/2012 2:46	57.8
3/4/2012 2:51	56.4
3/4/2012 2:56	56.8
3/4/2012 3:01	56.3
3/4/2012 3:06	56.9
3/4/2012 3:11	56.4
3/4/2012 3:16	57.4
3/4/2012 3:21	56.0
3/4/2012 3:26	55.8
3/4/2012 3:31	55.5
3/4/2012 3:36	55.9
3/4/2012 3:41	56.1
3/4/2012 3:46	56.1
3/4/2012 3:51	55.7
3/4/2012 3:56	56.3
3/4/2012 4:01	55.9
3/4/2012 4:06	55.4
3/4/2012 4:11	56.1
3/4/2012 4:16	54.7
3/4/2012 4:21	55.3
3/4/2012 4:26	54.7
3/4/2012 4:31	55.0
3/4/2012 4:36	54.6
3/4/2012 4:41	55.0
3/4/2012 4:46	55.4
3/4/2012 4:51	55.0
3/4/2012 4:56	55.6
3/4/2012 5:01	55.5
3/4/2012 5:06	55.6
3/4/2012 5:11	55.5
3/4/2012 5:16	55.3
3/4/2012 5:21	55.5
3/4/2012 5:26	61.6

Real-time Noise Data RTN2 (Oil Street Community Liaison Centre)

3/4/2012 5:31	57.1	4/4/2012 6:41	60.7	5/4/2012 23:51	60.8	7/4/2012 1:01	58.9	8/4/2012 2:11	57.2	9/4/2012 3:21	56.1
3/4/2012 5:36	56.7	4/4/2012 6:46	60.7	5/4/2012 23:56	58.8	7/4/2012 1:06	57.7	8/4/2012 2:16	57.5	9/4/2012 3:26	55.3
3/4/2012 5:41	56.1	4/4/2012 6:51	63.8	6/4/2012 0:01	59.1	7/4/2012 1:11	58.8	8/4/2012 2:21	60.1	9/4/2012 3:31	56.9
3/4/2012 5:46	56.9	4/4/2012 6:56	60.7	6/4/2012 0:06	58.6	7/4/2012 1:16	59.8	8/4/2012 2:26	56.7	9/4/2012 3:36	55.1
3/4/2012 5:51	56.9	4/4/2012 23:01	61.7	6/4/2012 0:11	60.2	7/4/2012 1:21	57.2	8/4/2012 2:31	55.4	9/4/2012 3:41	55.0
3/4/2012 5:56	57.4	4/4/2012 23:06	62.2	6/4/2012 0:16	59.5	7/4/2012 1:26	58.6	8/4/2012 2:36	56.5	9/4/2012 3:46	55.0
3/4/2012 6:01	57.3	4/4/2012 23:11	61.5	6/4/2012 0:21	59.7	7/4/2012 1:31	58.9	8/4/2012 2:41	56.3	9/4/2012 3:51	57.2
3/4/2012 6:06	55.9	4/4/2012 23:16	62.6	6/4/2012 0:26	60.7	7/4/2012 1:36	57.0	8/4/2012 2:46	55.0	9/4/2012 3:56	55.2
3/4/2012 6:11	57.7	4/4/2012 23:21	62.4	6/4/2012 0:31	60.0	7/4/2012 1:41	55.8	8/4/2012 2:51	56.0	9/4/2012 4:01	55.8
3/4/2012 6:16	56.8	4/4/2012 23:26	61.1	6/4/2012 0:36	59.6	7/4/2012 1:46	57.9	8/4/2012 2:56	55.9	9/4/2012 4:06	57.4
3/4/2012 6:21	57.0	4/4/2012 23:31	61.2	6/4/2012 0:41	60.1	7/4/2012 1:51	56.2	8/4/2012 3:01	55.0	9/4/2012 4:11	54.1
3/4/2012 6:26	56.9	4/4/2012 23:36	61.4	6/4/2012 0:46	58.6	7/4/2012 1:56	56.8	8/4/2012 3:06	58.3	9/4/2012 4:16	54.6
3/4/2012 6:31	57.2	4/4/2012 23:41	61.8	6/4/2012 0:51	58.0	7/4/2012 2:01	57.6	8/4/2012 3:11	54.8	9/4/2012 4:21	56.1
3/4/2012 6:36	57.6	4/4/2012 23:46	61.5	6/4/2012 0:56	58.4	7/4/2012 2:06	56.2	8/4/2012 3:16	56.0	9/4/2012 4:26	56.5
3/4/2012 6:41	56.5	4/4/2012 23:51	61.6	6/4/2012 1:01	59.7	7/4/2012 2:11	56.2	8/4/2012 3:21	56.8	9/4/2012 4:31	54.8
3/4/2012 6:46	57.3	4/4/2012 23:56	61.9	6/4/2012 1:06	57.8	7/4/2012 2:16	55.7	8/4/2012 3:26	57.0	9/4/2012 4:36	54.6
3/4/2012 6:51	59.0	5/4/2012 0:01	60.7	6/4/2012 1:11	58.8	7/4/2012 2:21	58.9	8/4/2012 3:31	56.2	9/4/2012 4:41	56.1
3/4/2012 6:56	58.2	5/4/2012 0:06	60.7	6/4/2012 1:16	58.8	7/4/2012 2:26	56.1	8/4/2012 3:36	56.3	9/4/2012 4:46	54.8
3/4/2012 23:01	61.0	5/4/2012 0:11	60.2	6/4/2012 1:21	58.1	7/4/2012 2:31	56.4	8/4/2012 3:41	54.9	9/4/2012 4:51	55.8
3/4/2012 23:06	61.2	5/4/2012 0:16	60.3	6/4/2012 1:26	58.0	7/4/2012 2:36	55.9	8/4/2012 3:46	55.3	9/4/2012 4:56	55.5
3/4/2012 23:11	60.8	5/4/2012 0:21	60.4	6/4/2012 1:31	58.2	7/4/2012 2:41	56.1	8/4/2012 3:51	57.4	9/4/2012 5:01	56.1
3/4/2012 23:16	61.3	5/4/2012 0:26	59.8	6/4/2012 1:36	57.6	7/4/2012 2:46	55.4	8/4/2012 3:56	56.1	9/4/2012 5:06	56.5
3/4/2012 23:21	61.5	5/4/2012 0:31	59.9	6/4/2012 1:41	58.1	7/4/2012 2:51	54.2	8/4/2012 4:01	53.8	9/4/2012 5:11	56.7
3/4/2012 23:26	61.8	5/4/2012 0:36	59.8	6/4/2012 1:46	57.6	7/4/2012 2:56	56.3	8/4/2012 4:06	55.7	9/4/2012 5:16	56.5
3/4/2012 23:31	61.0	5/4/2012 0:41	60.9	6/4/2012 1:51	56.4	7/4/2012 3:01	54.4	8/4/2012 4:11	56.2	9/4/2012 5:21	55.3
3/4/2012 23:36	60.9	5/4/2012 0:46	58.9	6/4/2012 1:56	57.7	7/4/2012 3:06	57.1	8/4/2012 4:16	54.7	9/4/2012 5:26	58.8
3/4/2012 23:41	60.9	5/4/2012 0:51	60.4	6/4/2012 2:01	57.7	7/4/2012 3:11	56.9	8/4/2012 4:21	54.5	9/4/2012 5:31	56.2
3/4/2012 23:46	60.8	5/4/2012 0:56	59.3	6/4/2012 2:06	56.9	7/4/2012 3:16	56.1	8/4/2012 4:26	55.6	9/4/2012 5:36	57.4
3/4/2012 23:51	60.4	5/4/2012 1:01	60.9	6/4/2012 2:11	56.5	7/4/2012 3:21	56.3	8/4/2012 4:31	54.1	9/4/2012 5:41	55.3
3/4/2012 23:56	60.5	5/4/2012 1:06	59.0	6/4/2012 2:16	56.4	7/4/2012 3:26	56.2	8/4/2012 4:36	54.9	9/4/2012 5:46	56.9
4/4/2012 0:01	60.8	5/4/2012 1:11	59.2	6/4/2012 2:21	57.5	7/4/2012 3:31	55.2	8/4/2012 4:41	55.3	9/4/2012 5:51	57.3
4/4/2012 0:06	60.4	5/4/2012 1:16	59.2	6/4/2012 2:26	55.6	7/4/2012 3:36	55.3	8/4/2012 4:46	55.4	9/4/2012 5:56	58.6
4/4/2012 0:11	60.7	5/4/2012 1:21	58.6	6/4/2012 2:31	56.8	7/4/2012 3:41	54.7	8/4/2012 4:51	56.2	9/4/2012 6:01	57.6
4/4/2012 0:16	60.9	5/4/2012 1:26	58.8	6/4/2012 2:36	54.8	7/4/2012 3:46	55.4	8/4/2012 4:56	54.8	9/4/2012 6:06	58.1
4/4/2012 0:21	61.0	5/4/2012 1:31	59.3	6/4/2012 2:41	56.7	7/4/2012 3:51	56.0	8/4/2012 5:01	55.8	9/4/2012 6:11	57.9
4/4/2012 0:26	60.5	5/4/2012 1:36	58.5	6/4/2012 2:46	56.1	7/4/2012 3:56	56.9	8/4/2012 5:06	57.3	9/4/2012 6:16	58.5
4/4/2012 0:31	60.0	5/4/2012 1:41	59.6	6/4/2012 2:51	55.9	7/4/2012 4:01	55.5	8/4/2012 5:11	56.8	9/4/2012 6:21	59.2
4/4/2012 0:36	60.0	5/4/2012 1:46	59.6	6/4/2012 2:56	55.4	7/4/2012 4:06	56.8	8/4/2012 5:16	56.8	9/4/2012 6:26	60.1
4/4/2012 0:41	60.2	5/4/2012 1:51	58.3	6/4/2012 3:01	55.0	7/4/2012 4:11	54.9	8/4/2012 5:21	55.0	9/4/2012 6:31	59.8
4/4/2012 0:46	59.2	5/4/2012 1:56	59.1	6/4/2012 3:06	57.9	7/4/2012 4:16	54.3	8/4/2012 5:26	57.4	9/4/2012 6:36	62.1
4/4/2012 0:51	59.4	5/4/2012 2:01	58.6	6/4/2012 3:11	55.5	7/4/2012 4:21	57.1	8/4/2012 5:31	54.3	9/4/2012 6:41	58.8
4/4/2012 0:56	60.1	5/4/2012 2:06	57.8	6/4/2012 3:16	56.3	7/4/2012 4:26	55.2	8/4/2012 5:36	57.1	9/4/2012 6:46	60.3
4/4/2012 1:01	59.9	5/4/2012 2:11	58.0	6/4/2012 3:21	54.9	7/4/2012 4:31	55.4	8/4/2012 5:41	57.6	9/4/2012 6:51	60.8
4/4/2012 1:06	59.8	5/4/2012 2:16	57.7	6/4/2012 3:26	56.8	7/4/2012 4:36	54.5	8/4/2012 5:46	58.4	9/4/2012 6:56	59.5
4/4/2012 1:11	59.5	5/4/2012 2:21	58.0	6/4/2012 3:31	55.9	7/4/2012 4:41	54.6	8/4/2012 5:51	58.6	9/4/2012 23:01	60.4
4/4/2012 1:16	58.8	5/4/2012 2:26	58.6	6/4/2012 3:36	55.5	7/4/2012 4:46	55.8	8/4/2012 5:56	58.4	9/4/2012 23:06	60.8
4/4/2012 1:21	60.0	5/4/2012 2:31	58.2	6/4/2012 3:41	56.0	7/4/2012 4:51	57.2	8/4/2012 6:01	58.4	9/4/2012 23:11	61.0
4/4/2012 1:26	59.8	5/4/2012 2:36	57.7	6/4/2012 3:46	55.7	7/4/2012 4:56	55.2	8/4/2012 6:06	57.6	9/4/2012 23:16	60.8
4/4/2012 1:31	58.9	5/4/2012 2:41	57.0	6/4/2012 3:51	57.3	7/4/2012 5:01	55.6	8/4/2012 6:11	57.9	9/4/2012 23:21	59.6
4/4/2012 1:36	58.4	5/4/2012 2:46	57.5	6/4/2012 3:56	55.3	7/4/2012 5:06	55.0	8/4/2012 6:16	58.6	9/4/2012 23:26	58.8
4/4/2012 1:41	58.1	5/4/2012 2:51	56.6	6/4/2012 4:01	56.6	7/4/2012 5:11	54.4	8/4/2012 6:21	57.6	9/4/2012 23:31	61.6
4/4/2012 1:46	58.5	5/4/2012 2:56	56.9	6/4/2012 4:06	55.7	7/4/2012 5:16	57.3	8/4/2012 6:26	58.5	9/4/2012 23:36	60.8
4/4/2012 1:51	58.9	5/4/2012 3:01	56.3	6/4/2012 4:11	55.1	7/4/2012 5:21	55.6	8/4/2012 6:31	59.2	9/4/2012 23:41	58.3
4/4/2012 1:56	58.6	5/4/2012 3:06	57.5	6/4/2012 4:16	55.2	7/4/2012 5:26	57.4	8/4/2012 6:36	61.1	9/4/2012 23:46	59.8
4/4/2012 2:01	57.8	5/4/2012 3:11	57.3	6/4/2012 4:21	56.9	7/4/2012 5:31	57.0	8/4/2012 6:41	59.3	9/4/2012 23:51	61.6
4/4/2012 2:06	57.8	5/4/2012 3:16	56.9	6/4/2012 4:26	55.8	7/4/2012 5:36	58.3	8/4/2012 6:46	59.9	9/4/2012 23:56	59.4
4/4/2012 2:11	57.8	5/4/2012 3:21	56.3	6/4/2012 4:31	54.1	7/4/2012 5:41	57.1	8/4/2012 6:51	59.9	10/4/2012 0:01	62.2
4/4/2012 2:16	58.3	5/4/2012 3:26	57.1	6/4/2012 4:36	55.1	7/4/2012 5:46	57.0	8/4/2012 6:56	60.8	10/4/2012 0:06	61.6
4/4/2012 2:21	58.1	5/4/2012 3:31	58.5	6/4/2012 4:41	55.1	7/4/2012 5:51	57.8	8/4/2012 23:01	60.0	10/4/2012 0:11	60.5
4/4/2012 2:26	58.1	5/4/2012 3:36	57.2	6/4/2012 4:46	55.0	7/4/2012 5:56	59.4	8/4/2012 23:06	59.2	10/4/2012 0:16	61.3
4/4/2012 2:31	58.7	5/4/2012 3:41	59.2	6/4/2012 4:51	55.8	7/4/2012 6:01	57.8	8/4/2012 23:11	60.8	10/4/2012 0:21	60.2
4/4/2012 2:36	57.8	5/4/2012 3:46	57.9	6/4/2012 4:56	55.5	7/4/2012 6:06	57.2	8/4/2012 23:16	61.0	10/4/2012 0:26	59.9
4/4/2012 2:41	58.3	5/4/2012 3:51	56.4	6/4/2012 5:01	55.4	7/4/2012 6:11	58.6	8/4/2012 23:21	61.6	10/4/2012 0:31	59.3
4/4/2012 2:46	58.1	5/4/2012 3:56	56.7	6/4/2012 5:06	56.9	7/4/2012 6:16	60.6	8/4/2012 23:26	59.7	10/4/2012 0:36	59.9
4/4/2012 2:51	57.4	5/4/2012 4:01	57.1	6/4/2012 5:11	55.9	7/4/2012 6:21	59.7	8/4/2012 23:31	59.9	10/4/2012 0:41	59.2
4/4/2012 2:56	57.5	5/4/2012 4:06	56.3	6/4/2012 5:16	57.8	7/4/2012 6:26	58.8	8/4/2012 23:36	59.8	10/4/2012 0:46	59.2
4/4/2012 3:01	57.8	5/4/2012 4:11	56.6	6/4/2012 5:21	55.6	7/4/2012 6:31	59.4	8/4/2012 23:41	58.7	10/4/2012 0:51	59.9
4/4/2012 3:06	57.6	5/4/2012 4:16	57.2	6/4/2012 5:26	59.2	7/4/2012 6:36	61.1	8/4/2012 23:46	61.2	10/4/2012 0:56	59.5
4/4/2012 3:11	57.6	5/4/2012 4:21	57.0	6/4/2012 5:31	56.3	7/4/2012 6:41	60.1	8/4/2012 23:51	60.0	10/4/2012 1:01	59.4
4/4/2012 3:16	57.8	5/4/2012 4:26	57.0	6/4/2012 5:36	56.6	7/4/2012 6:46	60.2	8/4/2012 23:56	60.4	10/4/2012 1:06	59.0
4/4/2012 3:21	57.2	5/4/2012 4:31	57.2	6/4/2012 5:41	57.7	7/4/2012 6:51	59.7	9/4/2012 0:01	59.9	10/4/2012 1:11	59.4
4/4/2012 3:26	57.6	5/4/2012 4:36	57.5	6/4/2012 5:46	58.1	7/4/2012 6:56	59.9	9/4/2012 0:06	59.8	10/4/2012 1:16	58.7
4/4/2012 3:31	58.0	5/4/2012 4:41	57.8	6/4/2012 5:51	57.0	7/4/2012 23:01	60.8	9/4/2012 0:11	60.5	10/4/2012 1:21	59.4
4/4/2012 3:36	57.6	5/4/2012 4:46	62.9	6/4/2012 5:56	58.6	7/4/2012 23:06	60.3	9/4/2012 0:16	59.3	10/4/2012 1:26	59.3
4/4/2012 3:41	57.8	5/4/2012 4:51	58.0	6/4/2012 6:01	57.1	7/4/2012 23:11	60.2	9/4/2012 0:21	60.4	10/4/2012 1:31	58.5
4/4/2012 3:46	58.7	5/4/2012 4:56	56.7	6/4/2012 6:06	57.6	7/4/2012 23:16	59.7	9/4/2012 0:26	60.9	10/4/2012 1:36	59.1
4/4/2012 3:51	57.2	5/4/2012 5:01	57.7	6/4/2012 6:11	58.5	7/4/2012 23:21	60.8	9/4/2012 0:31	60.3	10/4/2012 1:41	58.6
4/4/2012 3:56	56.8	5/4/2012 5:06	57.5	6/4/2012 6:16	57.9	7/4/2012 23:26	61.7	9/4/2012 0:36	59.0	10/4/2012 1:46	58.8
4/4/2012 4:01	56.7	5/4/2012 5:11	57.2	6/4/2012 6:21	57.6	7/4/2012 23:31	60.6	9/4/2012 0:41	57.6	10/4/2012 1:51	58.8
4/4/2012 4:06	56.9	5/4/2012 5:16	56.3	6/4/2012 6:26	58.2	7/4/2012 23:36	58.4	9/4/2012 0:46	58.5	10/4/2012 1:56	58.8
4/4/2012 4:11	56.5	5/4/2012 5:21	57.2	6/4/2012 6:31	59.9	7/4/2012 23:41	59.2	9/4/2012 0:51	58.2	10/4/2012 2:01	58.0
4/4/2012 4:16	57.8	5/4/2012 5:26	57.6	6/4/2012 6:36	59.7	7/4/2012 23:46	60.2	9/4/2012 0:56	59.7	10/4/2012 2:06	58.0
4/4/2012 4:21	58.5	5/4/2012 5:31	57.2	6/4/2012 6:41	58.9	7/4/2012 23:51	60.4	9/4/2012 1:01	58.7	10/4/2012 2:11	57.9
4/4/2012 4:26	57.6	5/4/2012 5:36	56.2	6/4/2012 6:46	60.7	7/4/2012 23:56	58.2	9/4/2012 1:06	58.0	10/4/2012 2:16	58.8
4/4/2012 4:31	57.8	5/4/2012 5:41	57.8	6/4/2012 6:51	60.0	8/4/2012 0:01	59.4	9/4/2012 1:11	59.1	10/4/2012 2:21	58.0
4/4/2012 4:36	58.1	5/4/2012 5:46	58.2	6/4/2012 6:56	60.4	8/4/2012 0:06	60.1	9/4/2012 1:16	59.2	10/4/2012 2:26	58.5
4/4/2012 4:41	57.7	5/4/2012 5:51	58.4	6/4/2012 23:01	60.6	8/4/2012 0:11	58.9	9/4/2012 1:21	59.2	10/4/2012 2:31	57.9
4/4/2012 4:46	58.3	5/4/2012 5:56	57.6	6/4/2012 23:06	60.5	8/4/2012 0:16	58.7	9/4/2012 1:26	58.0	10/4/2012 2:36	64.9
4/4/2012 4:51	57.5	5/4/2012 6:01	58.1	6/4/2012 23:11	61.5	8/4/2012 0:21	60.2	9/4/2012 1:31	56.7	10/4/2012 2:41	57.4
4/4/2012 4:56	57.5	5/4/2012 6:06	58.5	6/4/2012 23:16	60.4	8/4/2012 0:26	60.2	9/4/2012 1:36	56.2	10/4/2012 2:46	58.8
4/4/2012 5:01	57.3	5/4/2012 6:11	59.5	6/4/2012 23:21	61.7	8/4/2012 0:31	59.6	9/4/2012 1:41	56.9	10/4/2012 2:51	58.1
4/4/2012 5:06	57.7	5/4/2012 6:16	58.7	6/4/2012 23:26	59.9	8/4/2012 0:36	59.2	9/4/2012 1:46	58.3	10/4/2012 2:56	58.4
4/4/2012 5:11	57.0	5/4/2012 6:21	59.3	6/4/2012 23:31	60.9	8/4/2012 0:41	58.7	9/4/2012 1:51	56.9	10/4/2012 3:01	57.6
4/4/2012 5:16	57.4	5/4/2012 6:26	60.7	6/4/2012 23:36	59.6	8/4/2012 0:46	59.0	9/4/2012 1:56	57.2	10/4/2012 3:06	57.3
4/4/2012 5:21	56.9	5/4/2012 6:31	60.1	6/4/2012 23:41	59.4	8/4/2012 0:51	58.7	9/4/2012 2:01	56.3	10/4/2012 3:11	57.5
4/4/2012 5:26	57.4	5/4/2012 6:36	60.5	6/4/2012 23:46	61.4	8/4/2012 0:56	58.0	9/4/2012 2:06	57.9	10/4/2012 3:16	58.0
4/4/2012 5:31	57.0	5/4/2012 6:41	59.7	6/4/2012 23:51	59.0	8/4/2012 1:01	57.6	9/4/2012 2:11	55.4	10/4/2012 3:21	57.9
4/4/2012 5:36	58.3	5/4/2012 6:46	60.7	6/4/2012 23:56	60.4	8/4/2012 1:06	57.8	9/4/2012 2:16	57.3	10/4/2012 3:26	57.5
4/4/2012 5:41	59.4	5/4/2012 6:51	59.8	7/4/2012 0:01	59.0	8/4/2012 1:11	58.1	9/4/2012 2:21	57.3	10/4/2012 3:31	57.2
4/4/2012 5:46	58.5	5/4/2012 6:56	60.0	7/4/2012 0:06	59.9	8/4/2012 1:16	58.2	9/4/2012 2:26	56.5	10/4/2012 3:36	56.8
4/4/2012 5:51	58.8	5/4/2012 23:01	60.6	7/4/2012 0:11	60.4	8/4/2012 1:21	58.3	9/4/2012 2:31	54.9	10/4/2012 3:41	56.9
4/4/2012 5:56	58.8	5/4/2012 23:06	61.7	7/4/2012 0:16	58.8	8/4/2012 1:26	59.3	9/4/2012 2:36	56.6	10/4/2012 3:46	60.0
4/4/2012 6:01	58.9	5/4/2012 23:11	60.8	7/4/2012 0:21	61.5	8/4/2012 1:31	56.7	9/4/2012 2:41	56.5	10/4/2012 3:51	57.5
4/4/2012 6:06	58.7	5/4/2012 23:16	60.5	7/4/2012 0:26	60.4	8/4/2012 1:36	57.5	9/4/2012 2:46	55.8	10/4/2012 3:56	57.8
4/4/2012 6:11	59.0	5/4/2012 23:21	60.1	7/4/2012 0:31	59.5	8/4/2012 1:41	57.3	9/4/2012 2:51	55.6	10/4/2012 4:01	57.7
4/4/2012 6:16	59.3	5/4/2012 23:26	60.4	7/4/2012 0:36	58.6	8/4/2012 1:46	57.1	9/4/2012 2:56	56.3	10/4/2012 4:06	57.1
4/4/2012 6:21	60.5	5/4/2012 23:31	61.9	7/4/2012 0:41	58.5	8/4/2012 1:51	55.3	9/4/2012 3:01	55.1	10/4/2012 4:11	57.8
4/4/2012 6:26	60.5	5/4/2012 23:36	59.6	7/4/2012 0:46	58.7	8/4/2012 1:56	58.4	9/4/2012 3:06	56.1	10/4/2012 4:16	64.8
4/4/2012 6:31	60.4	5/4/2012 23:41	60.3	7/4/2012 0:51	57.6	8/4/2012 2:01	58.0	9/4/2012 3:11	53.6	10/4/2012 4:21	64.3
4/4/2012 6:36	60.7	5/4/2012 23:46	60.2	7/4/2012 0:56	57.8	8/4/2012 2:06	55.7	9/4/2012 3:16	55.4	10/4/2012 4:26	56.3

Real-time Noise Data RTN2 (Oil Street Community Liaison Centre)

10/4/2012 4:31	56.4	11/4/2012 5:41	59.0	12/4/2012 6:51	62.5	14/4/2012 0:01	61.4	15/4/2012 1:11	59.6	16/4/2012 2:21	58.3
10/4/2012 4:36	56.1	11/4/2012 5:46	59.2	12/4/2012 6:56	62.5	14/4/2012 0:06	61.3	15/4/2012 1:16	60.2	16/4/2012 2:26	62.9
10/4/2012 4:41	57.7	11/4/2012 5:51	60.9	12/4/2012 23:01	61.0	14/4/2012 0:11	61.2	15/4/2012 1:21	58.7	16/4/2012 2:31	59.0
10/4/2012 4:46	56.4	11/4/2012 5:56	56.1	12/4/2012 23:06	58.9	14/4/2012 0:16	60.5	15/4/2012 1:26	59.3	16/4/2012 2:36	58.6
10/4/2012 4:51	57.8	11/4/2012 6:01	57.7	12/4/2012 23:11	61.9	14/4/2012 0:21	61.5	15/4/2012 1:31	58.6	16/4/2012 2:41	58.6
10/4/2012 4:56	57.2	11/4/2012 6:06	56.4	12/4/2012 23:16	60.2	14/4/2012 0:26	61.4	15/4/2012 1:36	59.2	16/4/2012 2:46	57.5
10/4/2012 5:01	56.8	11/4/2012 6:11	57.8	12/4/2012 23:21	60.3	14/4/2012 0:31	60.7	15/4/2012 1:41	59.1	16/4/2012 2:51	57.7
10/4/2012 5:06	58.0	11/4/2012 6:16	60.6	12/4/2012 23:26	60.7	14/4/2012 0:36	60.5	15/4/2012 1:46	58.0	16/4/2012 2:56	57.6
10/4/2012 5:11	56.5	11/4/2012 6:21	61.1	12/4/2012 23:31	61.3	14/4/2012 0:41	60.2	15/4/2012 1:51	57.8	16/4/2012 3:01	58.2
10/4/2012 5:16	58.3	11/4/2012 6:26	63.4	12/4/2012 23:36	60.1	14/4/2012 0:46	60.9	15/4/2012 1:56	57.1	16/4/2012 3:06	57.9
10/4/2012 5:21	57.4	11/4/2012 6:31	61.9	12/4/2012 23:41	60.2	14/4/2012 0:51	59.9	15/4/2012 2:01	57.6	16/4/2012 3:11	57.6
10/4/2012 5:26	56.1	11/4/2012 6:36	63.0	12/4/2012 23:46	61.9	14/4/2012 0:56	59.6	15/4/2012 2:06	56.3	16/4/2012 3:16	57.2
10/4/2012 5:31	57.7	11/4/2012 6:41	63.5	12/4/2012 23:51	61.2	14/4/2012 1:01	59.9	15/4/2012 2:11	57.1	16/4/2012 3:21	58.4
10/4/2012 5:36	56.1	11/4/2012 6:46	63.0	12/4/2012 23:56	60.8	14/4/2012 1:06	59.7	15/4/2012 2:16	57.1	16/4/2012 3:26	57.0
10/4/2012 5:41	57.7	11/4/2012 6:51	62.3	13/4/2012 0:01	61.3	14/4/2012 1:11	60.3	15/4/2012 2:21	58.2	16/4/2012 3:31	57.1
10/4/2012 5:46	56.4	11/4/2012 6:56	63.7	13/4/2012 0:06	59.7	14/4/2012 1:16	60.2	15/4/2012 2:26	57.5	16/4/2012 3:36	58.6
10/4/2012 5:51	57.8	11/4/2012 23:01	60.8	13/4/2012 0:11	59.5	14/4/2012 1:21	59.9	15/4/2012 2:31	56.9	16/4/2012 3:41	57.1
10/4/2012 5:56	58.5	11/4/2012 23:06	61.1	13/4/2012 0:16	61.9	14/4/2012 1:26	59.4	15/4/2012 2:36	56.1	16/4/2012 3:46	57.1
10/4/2012 6:01	59.5	11/4/2012 23:11	60.9	13/4/2012 0:21	58.8	14/4/2012 1:31	59.5	15/4/2012 2:41	56.3	16/4/2012 3:51	58.6
10/4/2012 6:06	61.0	11/4/2012 23:16	60.3	13/4/2012 0:26	60.0	14/4/2012 1:36	59.3	15/4/2012 2:46	57.5	16/4/2012 3:56	56.9
10/4/2012 6:11	59.2	11/4/2012 23:21	61.1	13/4/2012 0:31	60.3	14/4/2012 1:41	58.9	15/4/2012 2:51	56.8	16/4/2012 4:01	64.5
10/4/2012 6:16	59.5	11/4/2012 23:26	60.9	13/4/2012 0:36	58.9	14/4/2012 1:46	59.0	15/4/2012 2:56	57.6	16/4/2012 4:06	57.6
10/4/2012 6:21	61.9	11/4/2012 23:31	61.3	13/4/2012 0:41	59.2	14/4/2012 1:51	59.0	15/4/2012 3:01	56.1	16/4/2012 4:11	58.7
10/4/2012 6:26	59.1	11/4/2012 23:36	61.0	13/4/2012 0:46	60.3	14/4/2012 1:56	59.1	15/4/2012 3:06	55.7	16/4/2012 4:16	57.9
10/4/2012 6:31	62.6	11/4/2012 23:41	60.7	13/4/2012 0:51	58.2	14/4/2012 2:01	58.6	15/4/2012 3:11	56.5	16/4/2012 4:21	56.1
10/4/2012 6:36	60.3	11/4/2012 23:46	61.1	13/4/2012 0:56	57.9	14/4/2012 2:06	59.1	15/4/2012 3:16	55.9	16/4/2012 4:26	57.7
10/4/2012 6:41	60.8	11/4/2012 23:51	61.0	13/4/2012 1:01	58.7	14/4/2012 2:11	58.8	15/4/2012 3:21	56.3	16/4/2012 4:31	56.1
10/4/2012 6:46	60.2	11/4/2012 23:56	60.4	13/4/2012 1:06	58.9	14/4/2012 2:16	59.4	15/4/2012 3:26	56.5	16/4/2012 4:36	57.7
10/4/2012 6:51	60.2	12/4/2012 0:01	60.9	13/4/2012 1:11	59.5	14/4/2012 2:21	59.6	15/4/2012 3:31	56.6	16/4/2012 4:41	56.4
10/4/2012 6:56	60.7	12/4/2012 0:06	60.5	13/4/2012 1:16	59.1	14/4/2012 2:26	61.4	15/4/2012 3:36	57.4	16/4/2012 4:46	57.8
10/4/2012 23:01	61.9	12/4/2012 0:11	60.7	13/4/2012 1:21	58.8	14/4/2012 2:31	59.7	15/4/2012 3:41	57.4	16/4/2012 4:51	57.5
10/4/2012 23:06	62.0	12/4/2012 0:16	60.7	13/4/2012 1:26	58.8	14/4/2012 2:36	57.9	15/4/2012 3:46	57.5	16/4/2012 4:56	57.6
10/4/2012 23:11	62.1	12/4/2012 0:21	60.8	13/4/2012 1:31	57.8	14/4/2012 2:41	58.7	15/4/2012 3:51	57.3	16/4/2012 5:01	57.9
10/4/2012 23:16	62.0	12/4/2012 0:26	61.3	13/4/2012 1:36	56.9	14/4/2012 2:46	58.6	15/4/2012 3:56	57.3	16/4/2012 5:06	58.0
10/4/2012 23:21	62.2	12/4/2012 0:31	60.0	13/4/2012 1:41	58.3	14/4/2012 2:51	59.0	15/4/2012 4:01	56.6	16/4/2012 5:11	58.1
10/4/2012 23:26	62.0	12/4/2012 0:36	59.8	13/4/2012 1:46	58.9	14/4/2012 2:56	58.2	15/4/2012 4:06	57.2	16/4/2012 5:16	57.8
10/4/2012 23:31	60.9	12/4/2012 0:41	59.9	13/4/2012 1:51	57.1	14/4/2012 3:01	57.6	15/4/2012 4:11	57.9	16/4/2012 5:21	56.1
10/4/2012 23:36	60.9	12/4/2012 0:46	59.0	13/4/2012 1:56	56.2	14/4/2012 3:06	57.9	15/4/2012 4:16	56.6	16/4/2012 5:26	57.7
10/4/2012 23:41	61.6	12/4/2012 0:51	59.2	13/4/2012 2:01	56.7	14/4/2012 3:11	58.3	15/4/2012 4:21	59.4	16/4/2012 5:31	56.4
10/4/2012 23:46	61.4	12/4/2012 0:56	59.4	13/4/2012 2:06	56.7	14/4/2012 3:16	58.9	15/4/2012 4:26	57.9	16/4/2012 5:36	57.8
10/4/2012 23:51	61.9	12/4/2012 1:01	58.4	13/4/2012 2:11	55.5	14/4/2012 3:21	59.6	15/4/2012 4:31	57.9	16/4/2012 5:41	59.6
10/4/2012 23:56	61.2	12/4/2012 1:06	58.6	13/4/2012 2:16	57.0	14/4/2012 3:26	58.1	15/4/2012 4:36	58.0	16/4/2012 5:46	59.7
11/4/2012 0:01	61.8	12/4/2012 1:11	59.4	13/4/2012 2:21	57.8	14/4/2012 3:31	57.9	15/4/2012 4:41	57.8	16/4/2012 5:51	58.8
11/4/2012 0:06	61.9	12/4/2012 1:16	58.6	13/4/2012 2:26	57.4	14/4/2012 3:36	58.1	15/4/2012 4:46	56.8	16/4/2012 5:56	58.9
11/4/2012 0:11	61.7	12/4/2012 1:21	58.7	13/4/2012 2:31	55.5	14/4/2012 3:41	58.4	15/4/2012 4:51	55.9	16/4/2012 6:01	59.5
11/4/2012 0:16	61.6	12/4/2012 1:26	58.1	13/4/2012 2:36	56.8	14/4/2012 3:46	58.9	15/4/2012 4:56	56.9	16/4/2012 6:06	60.4
11/4/2012 0:21	61.3	12/4/2012 1:31	57.7	13/4/2012 2:41	55.2	14/4/2012 3:51	58.9	15/4/2012 5:01	55.9	16/4/2012 6:11	60.3
11/4/2012 0:26	61.2	12/4/2012 1:36	58.7	13/4/2012 2:46	55.8	14/4/2012 3:56	59.3	15/4/2012 5:06	61.2	16/4/2012 6:16	62.2
11/4/2012 0:31	60.9	12/4/2012 1:41	59.0	13/4/2012 2:51	54.8	14/4/2012 4:01	56.1	15/4/2012 5:11	62.6	16/4/2012 6:21	60.6
11/4/2012 0:36	60.8	12/4/2012 1:46	57.8	13/4/2012 2:56	55.8	14/4/2012 4:06	57.7	15/4/2012 5:16	63.8	16/4/2012 6:26	60.4
11/4/2012 0:41	59.7	12/4/2012 1:51	57.6	13/4/2012 3:01	55.5	14/4/2012 4:11	56.4	15/4/2012 5:21	60.4	16/4/2012 6:31	63.4
11/4/2012 0:46	60.0	12/4/2012 1:56	57.6	13/4/2012 3:06	57.1	14/4/2012 4:16	57.8	15/4/2012 5:26	61.7	16/4/2012 6:36	63.7
11/4/2012 0:51	60.0	12/4/2012 2:01	57.3	13/4/2012 3:11	56.1	14/4/2012 4:21	59.4	15/4/2012 5:31	58.0	16/4/2012 6:41	62.9
11/4/2012 0:56	59.6	12/4/2012 2:06	57.0	13/4/2012 3:16	55.7	14/4/2012 4:26	58.7	15/4/2012 5:36	58.4	16/4/2012 6:46	62.0
11/4/2012 1:01	58.7	12/4/2012 2:11	57.4	13/4/2012 3:21	55.6	14/4/2012 4:31	58.8	15/4/2012 5:41	59.1	16/4/2012 6:51	62.1
11/4/2012 1:06	58.5	12/4/2012 2:16	56.2	13/4/2012 3:26	57.0	14/4/2012 4:36	64.1	15/4/2012 5:46	56.1	16/4/2012 6:56	62.2
11/4/2012 1:11	59.0	12/4/2012 2:21	58.1	13/4/2012 3:31	54.6	14/4/2012 4:41	64.9	15/4/2012 5:51	57.7	16/4/2012 23:01	61.4
11/4/2012 1:16	58.9	12/4/2012 2:26	57.0	13/4/2012 3:36	56.8	14/4/2012 4:46	59.2	15/4/2012 5:56	56.4	16/4/2012 23:06	60.9
11/4/2012 1:21	59.0	12/4/2012 2:31	56.3	13/4/2012 3:41	55.5	14/4/2012 4:51	59.0	15/4/2012 6:01	57.8	16/4/2012 23:11	61.4
11/4/2012 1:26	58.5	12/4/2012 2:36	56.6	13/4/2012 3:46	55.5	14/4/2012 4:56	58.8	15/4/2012 6:06	59.6	16/4/2012 23:16	60.8
11/4/2012 1:31	58.3	12/4/2012 2:41	57.2	13/4/2012 3:51	57.7	14/4/2012 5:01	58.5	15/4/2012 6:11	60.4	16/4/2012 23:21	61.1
11/4/2012 1:36	58.2	12/4/2012 2:46	57.9	13/4/2012 3:56	57.0	14/4/2012 5:06	56.1	15/4/2012 6:16	60.9	16/4/2012 23:26	64.6
11/4/2012 1:41	57.9	12/4/2012 2:51	57.0	13/4/2012 4:01	56.7	14/4/2012 5:11	57.7	15/4/2012 6:21	60.7	16/4/2012 23:31	61.5
11/4/2012 1:46	58.7	12/4/2012 2:56	57.0	13/4/2012 4:06	56.9	14/4/2012 5:16	56.1	15/4/2012 6:26	60.7	16/4/2012 23:36	60.6
11/4/2012 1:51	58.0	12/4/2012 3:01	57.5	13/4/2012 4:11	56.3	14/4/2012 5:21	57.7	15/4/2012 6:31	60.9	16/4/2012 23:41	60.8
11/4/2012 1:56	58.5	12/4/2012 3:06	58.6	13/4/2012 4:16	54.1	14/4/2012 5:26	56.4	15/4/2012 6:36	61.9	16/4/2012 23:46	61.2
11/4/2012 2:01	57.8	12/4/2012 3:11	58.4	13/4/2012 4:21	56.4	14/4/2012 5:31	57.8	15/4/2012 6:41	62.1	16/4/2012 23:51	61.1
11/4/2012 2:06	57.0	12/4/2012 3:16	57.1	13/4/2012 4:26	55.7	14/4/2012 5:36	59.7	15/4/2012 6:46	62.6	16/4/2012 23:56	60.5
11/4/2012 2:11	57.3	12/4/2012 3:21	57.0	13/4/2012 4:31	55.8	14/4/2012 5:41	60.4	15/4/2012 6:51	63.0	17/4/2012 0:01	62.2
11/4/2012 2:16	57.2	12/4/2012 3:26	56.2	13/4/2012 4:36	56.2	14/4/2012 5:46	60.5	15/4/2012 6:56	62.0	17/4/2012 0:06	61.6
11/4/2012 2:21	56.8	12/4/2012 3:31	58.4	13/4/2012 4:41	55.2	14/4/2012 5:51	61.6	15/4/2012 23:01	61.2	17/4/2012 0:11	60.5
11/4/2012 2:26	57.0	12/4/2012 3:36	57.9	13/4/2012 4:46	56.6	14/4/2012 5:56	56.1	15/4/2012 23:06	61.5	17/4/2012 0:16	61.3
11/4/2012 2:31	56.8	12/4/2012 3:41	56.0	13/4/2012 4:51	57.2	14/4/2012 6:01	57.7	15/4/2012 23:11	60.7	17/4/2012 0:21	60.2
11/4/2012 2:36	56.4	12/4/2012 3:46	60.9	13/4/2012 4:56	56.1	14/4/2012 6:06	56.4	15/4/2012 23:16	60.7	17/4/2012 0:26	59.9
11/4/2012 2:41	57.3	12/4/2012 3:51	56.3	13/4/2012 5:01	55.0	14/4/2012 6:11	57.8	15/4/2012 23:21	61.0	17/4/2012 0:31	59.3
11/4/2012 2:46	56.0	12/4/2012 3:56	56.2	13/4/2012 5:06	56.2	14/4/2012 6:16	61.5	15/4/2012 23:26	61.1	17/4/2012 0:36	59.9
11/4/2012 2:51	56.8	12/4/2012 4:01	56.2	13/4/2012 5:11	55.9	14/4/2012 6:21	62.6	15/4/2012 23:31	60.9	17/4/2012 0:41	59.2
11/4/2012 2:56	56.8	12/4/2012 4:06	57.1	13/4/2012 5:16	56.3	14/4/2012 6:26	61.9	15/4/2012 23:36	61.5	17/4/2012 0:46	59.2
11/4/2012 3:01	56.6	12/4/2012 4:11	56.7	13/4/2012 5:21	55.6	14/4/2012 6:31	62.8	15/4/2012 23:41	61.1	17/4/2012 0:51	59.9
11/4/2012 3:06	56.0	12/4/2012 4:16	56.9	13/4/2012 5:26	57.2	14/4/2012 6:36	62.4	15/4/2012 23:46	60.6	17/4/2012 0:56	59.5
11/4/2012 3:11	57.1	12/4/2012 4:21	56.4	13/4/2012 5:31	56.3	14/4/2012 6:41	62.3	15/4/2012 23:51	60.8	17/4/2012 1:01	59.4
11/4/2012 3:16	55.5	12/4/2012 4:26	55.1	13/4/2012 5:36	56.0	14/4/2012 6:46	62.9	15/4/2012 23:56	60.5	17/4/2012 1:06	59.0
11/4/2012 3:21	55.5	12/4/2012 4:31	56.9	13/4/2012 5:41	56.2	14/4/2012 6:51	62.4	16/4/2012 0:01	60.9	17/4/2012 1:11	59.4
11/4/2012 3:26	56.8	12/4/2012 4:36	56.0	13/4/2012 5:46	57.4	14/4/2012 6:56	63.9	16/4/2012 0:06	60.6	17/4/2012 1:16	58.7
11/4/2012 3:31	55.0	12/4/2012 4:41	56.5	13/4/2012 5:51	56.7	14/4/2012 23:01	61.2	16/4/2012 0:11	60.3	17/4/2012 1:21	59.4
11/4/2012 3:36	56.9	12/4/2012 4:46	55.6	13/4/2012 5:56	59.6	14/4/2012 23:06	61.4	16/4/2012 0:16	60.5	17/4/2012 1:26	59.3
11/4/2012 3:41	57.3	12/4/2012 4:51	56.0	13/4/2012 6:01	58.9	14/4/2012 23:11	61.7	16/4/2012 0:21	60.1	17/4/2012 1:31	58.5
11/4/2012 3:46	56.6	12/4/2012 4:56	56.9	13/4/2012 6:06	57.3	14/4/2012 23:16	60.7	16/4/2012 0:26	60.5	17/4/2012 1:36	59.1
11/4/2012 3:51	56.9	12/4/2012 5:01	56.0	13/4/2012 6:11	58.8	14/4/2012 23:21	60.8	16/4/2012 0:31	60.6	17/4/2012 1:41	58.6
11/4/2012 3:56	57.4	12/4/2012 5:06	56.5	13/4/2012 6:16	59.5	14/4/2012 23:26	60.8	16/4/2012 0:36	60.2	17/4/2012 1:46	58.8
11/4/2012 4:01	56.8	12/4/2012 5:11	55.8	13/4/2012 6:21	59.3	14/4/2012 23:31	60.7	16/4/2012 0:41	60.1	17/4/2012 1:51	58.8
11/4/2012 4:06	57.2	12/4/2012 5:16	57.6	13/4/2012 6:26	58.2	14/4/2012 23:36	60.6	16/4/2012 0:46	60.3	17/4/2012 1:56	58.8
11/4/2012 4:11	57.9	12/4/2012 5:21	57.2	13/4/2012 6:31	58.0	14/4/2012 23:41	61.2	16/4/2012 0:51	60.2	17/4/2012 2:01	58.0
11/4/2012 4:16	57.6	12/4/2012 5:26	56.9	13/4/2012 6:36	59.8	14/4/2012 23:46	60.9	16/4/2012 0:56	60.0	17/4/2012 2:06	58.0
11/4/2012 4:21	56.2	12/4/2012 5:31	56.0	13/4/2012 6:41	60.4	14/4/2012 23:51	60.7	16/4/2012 1:01	60.0	17/4/2012 2:11	57.9
11/4/2012 4:26	57.4	12/4/2012 5:36	56.5	13/4/2012 6:46	60.2	14/4/2012 23:56	60.3	16/4/2012 1:06	60.4	17/4/2012 2:16	58.8
11/4/2012 4:31	57.1	12/4/2012 5:41	58.1	13/4/2012 6:51	60.9	15/4/2012 0:01	60.3	16/4/2012 1:11	61.0	17/4/2012 2:21	58.0
11/4/2012 4:36	57.8	12/4/2012 5:46	59.9	13/4/2012 6:56	61.0	15/4/2012 0:06	60.3	16/4/2012 1:16	61.2	17/4/2012 2:26	58.5
11/4/2012 4:41	57.7	12/4/2012 5:51	61.5	13/4/2012 23:01	61.2	15/4/2012 0:11	60.1	16/4/2012 1:21	60.2	17/4/2012 2:31	57.9
11/4/2012 4:46	56.2	12/4/2012 5:56	58.4	13/4/2012 23:06	59.3	15/4/2012 0:16	61.2	16/4/2012 1:26	60.0	17/4/2012 2:36	65.0
11/4/2012 4:51	56.9	12/4/2012 6:01	63.1	13/4/2012 23:11	62.3	15/4/2012 0:21	61.0	16/4/2012 1:31	59.4	17/4/2012 2:41	57.4
11/4/2012 4:56	57.8	12/4/2012 6:06	61.7	13/4/2012 23:16	61.5	15/4/2012 0:26	60.0	16/4/2012 1:36	58.9	17/4/2012 2:46	58.8
11/4/2012 5:01	59.7	12/4/2012 6:11	61.3	13/4/2012 23:21	61.3	15/4/2012 0:31	60.3	16/4/2012 1:41	59.5	17/4/2012 2:51	58.1
11/4/2012 5:06	57.9	12/4/2012 6:16	61.7	13/4/2012 23:26	60.7	15/4/2012 0:36	60.1	16/4/2012 1:46	59.0	17/4/2012 2:56	58.4
11/4/2012 5:11	56.9	12/4/2012 6:21	61.3	13/4/2012 23:31	60.9	15/4/2012 0:41	60.0	16/4/2012 1:51	59.6	17/4/2012 3:01	57.6
11/4/2012 5:16	58.3	12/4/2012 6:26	65.0	13/4/2012 23:36	59.7	15/4/2012 0:46	59.4	16/4/2012 1:56	59.1	17/4/2012 3:06	57.3
11/4/2012 5:21	58.0	12/4/2012 6:31	61.2	13/4/2012 23:41	60.3	15/4/2012 0:51	59.0	16/4/2012 2:01	58.9	17/4/2012 3:11	57.5
11/4/2012 5:26	58.0	12/4/2012 6:36	62.6	13/4/2012 23:46	60.3	15/4/2012 0:56	59.3	16/4/2012 2:06	59.0	17/4/2012 3:16	58.0
11/4/2012 5:31	59.2	12/4/2012 6:41	62.2	13/4/2012 23:51	58.5	15/4/2012 1:01	58.7	16/4/2012 2:11	58.9	17/4/2012 3:21	57.9
11/4/2012 5:36	58.4	12/4/2012 6:46	62.2	13/4/2012 23:56	59.1	15/4/2012 1:06	59.2	16/4/2012 2:16	58.3	17/4/2012 3:26	57.5

Real-time Noise Data RTN2 (Oil Street Community Liaison Centre)

17/4/2012 3:31	57.2	18/4/2012 4:41	57.7	19/4/2012 5:51	61.5	20/4/2012 23:01	61.2	22/4/2012 0:11	60.2	23/4/2012 1:21	57.2
17/4/2012 3:36	56.8	18/4/2012 4:46	56.2	19/4/2012 5:56	58.4	20/4/2012 23:06	59.3	22/4/2012 0:16	59.5	23/4/2012 1:26	58.6
17/4/2012 3:41	56.9	18/4/2012 4:51	56.9	19/4/2012 6:01	63.1	20/4/2012 23:11	62.3	22/4/2012 0:21	59.7	23/4/2012 1:31	58.9
17/4/2012 3:46	60.0	18/4/2012 4:56	57.8	19/4/2012 6:06	61.7	20/4/2012 23:16	61.5	22/4/2012 0:26	60.7	23/4/2012 1:36	57.0
17/4/2012 3:51	57.5	18/4/2012 5:01	59.7	19/4/2012 6:11	61.3	20/4/2012 23:21	61.3	22/4/2012 0:31	60.0	23/4/2012 1:41	55.8
17/4/2012 3:56	57.8	18/4/2012 5:06	57.9	19/4/2012 6:16	61.7	20/4/2012 23:26	60.7	22/4/2012 0:36	59.6	23/4/2012 1:46	57.9
17/4/2012 4:01	57.7	18/4/2012 5:11	56.9	19/4/2012 6:21	61.3	20/4/2012 23:31	60.9	22/4/2012 0:41	60.1	23/4/2012 1:51	56.2
17/4/2012 4:06	57.1	18/4/2012 5:16	58.3	19/4/2012 6:26	65.3	20/4/2012 23:36	59.7	22/4/2012 0:46	58.6	23/4/2012 1:56	56.8
17/4/2012 4:11	57.8	18/4/2012 5:21	58.0	19/4/2012 6:31	61.2	20/4/2012 23:41	60.3	22/4/2012 0:51	58.0	23/4/2012 2:01	57.6
17/4/2012 4:16	65.0	18/4/2012 5:26	58.0	19/4/2012 6:36	62.6	20/4/2012 23:46	60.3	22/4/2012 0:56	58.4	23/4/2012 2:06	56.2
17/4/2012 4:21	65.0	18/4/2012 5:31	59.2	19/4/2012 6:41	62.2	20/4/2012 23:51	58.5	22/4/2012 1:01	59.7	23/4/2012 2:11	56.2
17/4/2012 4:26	56.3	18/4/2012 5:36	58.4	19/4/2012 6:46	62.2	20/4/2012 23:56	59.1	22/4/2012 1:06	57.8	23/4/2012 2:16	55.7
17/4/2012 4:31	56.4	18/4/2012 5:41	59.0	19/4/2012 6:51	62.5	21/4/2012 0:01	58.8	22/4/2012 1:11	58.8	23/4/2012 2:21	58.9
17/4/2012 4:36	56.1	18/4/2012 5:46	59.2	19/4/2012 6:56	62.5	21/4/2012 0:06	59.9	22/4/2012 1:16	58.8	23/4/2012 2:26	56.1
17/4/2012 4:41	57.7	18/4/2012 5:51	60.9	19/4/2012 23:01	61.0	21/4/2012 0:11	60.3	22/4/2012 1:21	58.1	23/4/2012 2:31	56.4
17/4/2012 4:46	56.4	18/4/2012 5:56	56.1	19/4/2012 23:06	58.9	21/4/2012 0:16	59.4	22/4/2012 1:26	58.0	23/4/2012 2:36	55.9
17/4/2012 4:51	57.8	18/4/2012 6:01	57.7	19/4/2012 23:11	61.9	21/4/2012 0:21	60.9	22/4/2012 1:31	58.2	23/4/2012 2:41	56.1
17/4/2012 4:56	57.2	18/4/2012 6:06	56.4	19/4/2012 23:16	60.2	21/4/2012 0:26	61.2	22/4/2012 1:36	57.6	23/4/2012 2:46	55.4
17/4/2012 5:01	56.8	18/4/2012 6:11	57.8	19/4/2012 23:21	60.3	21/4/2012 0:31	58.7	22/4/2012 1:41	58.1	23/4/2012 2:51	54.2
17/4/2012 5:06	58.0	18/4/2012 6:16	60.6	19/4/2012 23:26	60.7	21/4/2012 0:36	58.0	22/4/2012 1:46	57.6	23/4/2012 2:56	56.3
17/4/2012 5:11	56.5	18/4/2012 6:21	61.1	19/4/2012 23:31	61.3	21/4/2012 0:41	58.8	22/4/2012 1:51	56.4	23/4/2012 3:01	54.4
17/4/2012 5:16	58.3	18/4/2012 6:26	63.4	19/4/2012 23:36	60.1	21/4/2012 0:46	59.2	22/4/2012 1:56	57.7	23/4/2012 3:06	57.1
17/4/2012 5:21	57.4	18/4/2012 6:31	61.9	19/4/2012 23:41	60.2	21/4/2012 0:51	58.3	22/4/2012 2:01	57.7	23/4/2012 3:11	56.9
17/4/2012 5:26	56.1	18/4/2012 6:36	63.0	19/4/2012 23:46	61.9	21/4/2012 0:56	58.3	22/4/2012 2:06	56.9	23/4/2012 3:16	56.1
17/4/2012 5:31	57.7	18/4/2012 6:41	63.5	19/4/2012 23:51	61.2	21/4/2012 1:01	60.1	22/4/2012 2:11	56.5	23/4/2012 3:21	56.3
17/4/2012 5:36	56.1	18/4/2012 6:46	63.0	19/4/2012 23:56	60.8	21/4/2012 1:06	56.7	22/4/2012 2:16	56.4	23/4/2012 3:26	56.2
17/4/2012 5:41	57.7	18/4/2012 6:51	62.3	20/4/2012 0:01	61.3	21/4/2012 1:11	58.9	22/4/2012 2:21	57.5	23/4/2012 3:31	55.2
17/4/2012 5:46	56.4	18/4/2012 6:56	63.7	20/4/2012 0:06	59.7	21/4/2012 1:16	58.7	22/4/2012 2:26	55.6	23/4/2012 3:36	55.3
17/4/2012 5:51	57.8	18/4/2012 23:01	60.8	20/4/2012 0:11	59.5	21/4/2012 1:21	58.5	22/4/2012 2:31	56.8	23/4/2012 3:41	54.7
17/4/2012 5:56	58.5	18/4/2012 23:06	61.1	20/4/2012 0:16	61.9	21/4/2012 1:26	58.9	22/4/2012 2:36	54.8	23/4/2012 3:46	55.4
17/4/2012 6:01	59.5	18/4/2012 23:11	60.9	20/4/2012 0:21	58.8	21/4/2012 1:31	57.5	22/4/2012 2:41	56.7	23/4/2012 3:51	56.0
17/4/2012 6:06	61.0	18/4/2012 23:16	60.3	20/4/2012 0:26	60.0	21/4/2012 1:36	57.7	22/4/2012 2:46	56.1	23/4/2012 3:56	56.9
17/4/2012 6:11	59.2	18/4/2012 23:21	61.1	20/4/2012 0:31	60.3	21/4/2012 1:41	57.9	22/4/2012 2:51	55.9	23/4/2012 4:01	55.5
17/4/2012 6:16	59.5	18/4/2012 23:26	60.9	20/4/2012 0:36	58.9	21/4/2012 1:46	57.0	22/4/2012 2:56	55.4	23/4/2012 4:06	56.8
17/4/2012 6:21	61.9	18/4/2012 23:31	61.3	20/4/2012 0:41	59.2	21/4/2012 1:51	55.9	22/4/2012 3:01	55.0	23/4/2012 4:11	54.9
17/4/2012 6:26	59.1	18/4/2012 23:36	61.0	20/4/2012 0:46	60.3	21/4/2012 1:56	56.9	22/4/2012 3:06	57.9	23/4/2012 4:16	54.3
17/4/2012 6:31	62.6	18/4/2012 23:41	60.7	20/4/2012 0:51	58.2	21/4/2012 2:01	57.5	22/4/2012 3:11	55.5	23/4/2012 4:21	57.1
17/4/2012 6:36	60.3	18/4/2012 23:46	61.1	20/4/2012 0:56	57.9	21/4/2012 2:06	57.7	22/4/2012 3:16	56.3	23/4/2012 4:26	55.2
17/4/2012 6:41	60.8	18/4/2012 23:51	61.0	20/4/2012 1:01	58.7	21/4/2012 2:11	57.4	22/4/2012 3:21	54.9	23/4/2012 4:31	55.4
17/4/2012 6:46	60.2	18/4/2012 23:56	60.4	20/4/2012 1:06	58.9	21/4/2012 2:16	57.0	22/4/2012 3:26	56.8	23/4/2012 4:36	54.5
17/4/2012 6:51	60.2	19/4/2012 0:01	60.9	20/4/2012 1:11	59.5	21/4/2012 2:21	58.2	22/4/2012 3:31	55.9	23/4/2012 4:41	54.6
17/4/2012 6:56	60.7	19/4/2012 0:06	60.5	20/4/2012 1:16	59.1	21/4/2012 2:26	56.2	22/4/2012 3:36	55.5	23/4/2012 4:46	55.8
17/4/2012 23:01	61.9	19/4/2012 0:11	60.7	20/4/2012 1:21	58.8	21/4/2012 2:31	57.5	22/4/2012 3:41	56.0	23/4/2012 4:51	57.2
17/4/2012 23:06	62.0	19/4/2012 0:16	60.7	20/4/2012 1:26	58.8	21/4/2012 2:36	57.1	22/4/2012 3:46	55.7	23/4/2012 4:56	55.2
17/4/2012 23:11	62.1	19/4/2012 0:21	60.8	20/4/2012 1:31	57.8	21/4/2012 2:41	55.4	22/4/2012 3:51	57.3	23/4/2012 5:01	55.6
17/4/2012 23:16	62.0	19/4/2012 0:26	61.3	20/4/2012 1:36	56.9	21/4/2012 2:46	56.3	22/4/2012 3:56	55.3	23/4/2012 5:06	55.0
17/4/2012 23:21	62.2	19/4/2012 0:31	60.0	20/4/2012 1:41	58.3	21/4/2012 2:51	55.7	22/4/2012 4:01	56.6	23/4/2012 5:11	54.4
17/4/2012 23:26	62.0	19/4/2012 0:36	59.8	20/4/2012 1:46	58.9	21/4/2012 2:56	55.2	22/4/2012 4:06	55.7	23/4/2012 5:16	57.3
17/4/2012 23:31	60.9	19/4/2012 0:41	59.9	20/4/2012 1:51	57.1	21/4/2012 3:01	54.0	22/4/2012 4:11	55.1	23/4/2012 5:21	55.6
17/4/2012 23:36	60.9	19/4/2012 0:46	59.0	20/4/2012 1:56	56.2	21/4/2012 3:06	56.1	22/4/2012 4:16	55.2	23/4/2012 5:26	57.4
17/4/2012 23:41	61.6	19/4/2012 0:51	59.2	20/4/2012 2:01	56.7	21/4/2012 3:11	55.7	22/4/2012 4:21	56.9	23/4/2012 5:31	57.0
17/4/2012 23:46	61.4	19/4/2012 0:56	59.4	20/4/2012 2:06	56.7	21/4/2012 3:16	56.9	22/4/2012 4:26	55.8	23/4/2012 5:36	58.3
17/4/2012 23:51	61.9	19/4/2012 1:01	58.4	20/4/2012 2:11	55.5	21/4/2012 3:21	55.0	22/4/2012 4:31	54.1	23/4/2012 5:41	57.1
17/4/2012 23:56	61.2	19/4/2012 1:06	58.6	20/4/2012 2:16	57.0	21/4/2012 3:26	53.1	22/4/2012 4:36	55.1	23/4/2012 5:46	57.0
18/4/2012 0:01	61.8	19/4/2012 1:11	59.4	20/4/2012 2:21	57.8	21/4/2012 3:31	56.4	22/4/2012 4:41	55.1	23/4/2012 5:51	57.8
18/4/2012 0:06	61.9	19/4/2012 1:16	58.6	20/4/2012 2:26	57.4	21/4/2012 3:36	57.5	22/4/2012 4:46	55.0	23/4/2012 5:56	59.4
18/4/2012 0:11	61.7	19/4/2012 1:21	58.7	20/4/2012 2:31	55.5	21/4/2012 3:41	56.3	22/4/2012 4:51	55.8	23/4/2012 6:01	57.8
18/4/2012 0:16	61.6	19/4/2012 1:26	58.1	20/4/2012 2:36	56.8	21/4/2012 3:46	54.6	22/4/2012 4:56	55.5	23/4/2012 6:06	57.2
18/4/2012 0:21	61.3	19/4/2012 1:31	57.7	20/4/2012 2:41	55.2	21/4/2012 3:51	58.0	22/4/2012 5:01	55.4	23/4/2012 6:11	58.6
18/4/2012 0:26	61.2	19/4/2012 1:36	58.7	20/4/2012 2:46	55.8	21/4/2012 3:56	57.3	22/4/2012 5:06	56.9	23/4/2012 6:16	60.6
18/4/2012 0:31	60.9	19/4/2012 1:41	59.0	20/4/2012 2:51	54.8	21/4/2012 4:01	56.5	22/4/2012 5:11	55.9	23/4/2012 6:21	59.7
18/4/2012 0:36	60.8	19/4/2012 1:46	57.8	20/4/2012 2:56	55.8	21/4/2012 4:06	56.1	22/4/2012 5:16	57.8	23/4/2012 6:26	58.8
18/4/2012 0:41	59.7	19/4/2012 1:51	57.6	20/4/2012 3:01	55.5	21/4/2012 4:11	55.8	22/4/2012 5:21	55.6	23/4/2012 6:31	59.4
18/4/2012 0:46	60.0	19/4/2012 1:56	57.6	20/4/2012 3:06	57.1	21/4/2012 4:16	53.8	22/4/2012 5:26	59.2	23/4/2012 6:36	61.1
18/4/2012 0:51	60.0	19/4/2012 2:01	57.3	20/4/2012 3:11	56.1	21/4/2012 4:21	56.3	22/4/2012 5:31	56.3	23/4/2012 6:41	60.1
18/4/2012 0:56	59.6	19/4/2012 2:06	57.0	20/4/2012 3:16	55.7	21/4/2012 4:26	55.7	22/4/2012 5:36	56.6	23/4/2012 6:46	60.2
18/4/2012 1:01	58.7	19/4/2012 2:11	57.4	20/4/2012 3:21	55.6	21/4/2012 4:31	56.4	22/4/2012 5:41	57.7	23/4/2012 6:51	59.7
18/4/2012 1:06	58.5	19/4/2012 2:16	56.2	20/4/2012 3:26	57.0	21/4/2012 4:36	55.7	22/4/2012 5:46	58.1	23/4/2012 6:56	59.9
18/4/2012 1:11	59.0	19/4/2012 2:21	58.1	20/4/2012 3:31	54.6	21/4/2012 4:41	54.7	22/4/2012 5:51	57.0	23/4/2012 23:01	60.8
18/4/2012 1:16	58.9	19/4/2012 2:26	57.0	20/4/2012 3:36	56.8	21/4/2012 4:46	56.3	22/4/2012 5:56	58.6	23/4/2012 23:06	60.3
18/4/2012 1:21	59.0	19/4/2012 2:31	56.3	20/4/2012 3:41	55.5	21/4/2012 4:51	55.8	22/4/2012 6:01	57.1	23/4/2012 23:11	60.2
18/4/2012 1:26	58.5	19/4/2012 2:36	56.6	20/4/2012 3:46	55.5	21/4/2012 4:56	54.7	22/4/2012 6:06	57.6	23/4/2012 23:16	59.7
18/4/2012 1:31	58.3	19/4/2012 2:41	57.2	20/4/2012 3:51	57.7	21/4/2012 5:01	54.6	22/4/2012 6:11	58.5	23/4/2012 23:21	60.8
18/4/2012 1:36	58.2	19/4/2012 2:46	57.9	20/4/2012 3:56	57.0	21/4/2012 5:06	56.0	22/4/2012 6:16	57.9	23/4/2012 23:26	61.7
18/4/2012 1:41	57.9	19/4/2012 2:51	57.0	20/4/2012 4:01	56.7	21/4/2012 5:11	55.4	22/4/2012 6:21	57.6	23/4/2012 23:31	60.6
18/4/2012 1:46	58.7	19/4/2012 2:56	57.0	20/4/2012 4:06	56.9	21/4/2012 5:16	55.7	22/4/2012 6:26	58.2	23/4/2012 23:36	58.4
18/4/2012 1:51	58.0	19/4/2012 3:01	57.5	20/4/2012 4:11	56.3	21/4/2012 5:21	54.5	22/4/2012 6:31	59.9	23/4/2012 23:41	59.2
18/4/2012 1:56	58.5	19/4/2012 3:06	58.6	20/4/2012 4:16	54.1	21/4/2012 5:26	56.9	22/4/2012 6:36	59.7	23/4/2012 23:46	60.2
18/4/2012 2:01	57.8	19/4/2012 3:11	58.4	20/4/2012 4:21	56.4	21/4/2012 5:31	55.0	22/4/2012 6:41	58.9	23/4/2012 23:51	60.4
18/4/2012 2:06	57.0	19/4/2012 3:16	57.1	20/4/2012 4:26	55.7	21/4/2012 5:36	57.2	22/4/2012 6:46	60.7	23/4/2012 23:56	58.2
18/4/2012 2:11	57.3	19/4/2012 3:21	57.0	20/4/2012 4:31	55.8	21/4/2012 5:41	56.9	22/4/2012 6:51	60.0	24/4/2012 0:01	59.4
18/4/2012 2:16	57.2	19/4/2012 3:26	56.2	20/4/2012 4:36	56.2	21/4/2012 5:46	58.0	22/4/2012 6:56	60.4	24/4/2012 0:06	60.1
18/4/2012 2:21	56.8	19/4/2012 3:31	58.4	20/4/2012 4:41	55.2	21/4/2012 5:51	56.7	22/4/2012 23:01	60.6	24/4/2012 0:11	58.9
18/4/2012 2:26	57.0	19/4/2012 3:36	57.9	20/4/2012 4:46	56.6	21/4/2012 5:56	58.3	22/4/2012 23:06	60.5	24/4/2012 0:16	58.7
18/4/2012 2:31	56.8	19/4/2012 3:41	56.0	20/4/2012 4:51	57.2	21/4/2012 6:01	58.3	22/4/2012 23:11	61.5	24/4/2012 0:21	60.2
18/4/2012 2:36	56.4	19/4/2012 3:46	60.9	20/4/2012 4:56	56.1	21/4/2012 6:06	57.5	22/4/2012 23:16	60.4	24/4/2012 0:26	60.2
18/4/2012 2:41	57.3	19/4/2012 3:51	56.3	20/4/2012 5:01	55.0	21/4/2012 6:11	58.8	22/4/2012 23:21	61.7	24/4/2012 0:31	59.6
18/4/2012 2:46	56.0	19/4/2012 3:56	56.2	20/4/2012 5:06	56.2	21/4/2012 6:16	59.4	22/4/2012 23:26	59.9	24/4/2012 0:36	59.2
18/4/2012 2:51	56.8	19/4/2012 4:01	56.2	20/4/2012 5:11	55.9	21/4/2012 6:21	58.1	22/4/2012 23:31	60.9	24/4/2012 0:41	58.7
18/4/2012 2:56	56.8	19/4/2012 4:06	57.1	20/4/2012 5:16	56.3	21/4/2012 6:26	59.4	22/4/2012 23:36	59.6	24/4/2012 0:46	59.0
18/4/2012 3:01	56.6	19/4/2012 4:11	56.7	20/4/2012 5:21	55.6	21/4/2012 6:31	58.8	22/4/2012 23:41	59.4	24/4/2012 0:51	58.7
18/4/2012 3:06	56.0	19/4/2012 4:16	56.9	20/4/2012 5:26	57.2	21/4/2012 6:36	62.0	22/4/2012 23:46	61.4	24/4/2012 0:56	58.0
18/4/2012 3:11	57.1	19/4/2012 4:21	56.4	20/4/2012 5:31	56.3	21/4/2012 6:41	60.3	22/4/2012 23:51	59.0	24/4/2012 1:01	57.6
18/4/2012 3:16	55.5	19/4/2012 4:26	55.1	20/4/2012 5:36	56.0	21/4/2012 6:46	59.4	22/4/2012 23:56	60.4	24/4/2012 1:06	57.8
18/4/2012 3:21	55.5	19/4/2012 4:31	56.9	20/4/2012 5:41	56.2	21/4/2012 6:51	61.5	23/4/2012 0:01	59.0	24/4/2012 1:11	58.1
18/4/2012 3:26	56.8	19/4/2012 4:36	56.0	20/4/2012 5:46	57.4	21/4/2012 6:56	60.1	23/4/2012 0:06	59.9	24/4/2012 1:16	58.2
18/4/2012 3:31	55.0	19/4/2012 4:41	56.5	20/4/2012 5:51	56.7	21/4/2012 23:01	60.3	23/4/2012 0:11	60.4	24/4/2012 1:21	58.3
18/4/2012 3:36	56.9	19/4/2012 4:46	55.6	20/4/2012 5:56	59.6	21/4/2012 23:06	59.6	23/4/2012 0:16	58.8	24/4/2012 1:26	59.3
18/4/2012 3:41	57.3	19/4/2012 4:51	56.0	20/4/2012 6:01	58.9	21/4/2012 23:11	61.1	23/4/2012 0:21	61.5	24/4/2012 1:31	56.7
18/4/2012 3:46	56.6	19/4/2012 4:56	56.9	20/4/2012 6:06	57.3	21/4/2012 23:16	62.6	23/4/2012 0:26	60.4	24/4/2012 1:36	57.5
18/4/2012 3:51	56.9	19/4/2012 5:01	56.0	20/4/2012 6:11	58.8	21/4/2012 23:21	60.0	23/4/2012 0:31	59.5	24/4/2012 1:41	57.3
18/4/2012 3:56	57.4	19/4/2012 5:06	56.5	20/4/2012 6:16	59.5	21/4/2012 23:26	59.0	23/4/2012 0:36	58.6	24/4/2012 1:46	57.1
18/4/2012 4:01	56.8	19/4/2012 5:11	55.8	20/4/2012 6:21	59.3	21/4/2012 23:31	60.6	23/4/2012 0:41	58.5	24/4/2012 1:51	55.3
18/4/2012 4:06	57.2	19/4/2012 5:16	57.6	20/4/2012 6:26	58.2	21/4/2012 23:36	59.4	23/4/2012 0:46	58.7	24/4/2012 1:56	58.4
18/4/2012 4:11	57.9	19/4/2012 5:21	57.2	20/4/2012 6:31	58.0	21/4/2012 23:41	59.8	23/4/2012 0:51	57.6	24/4/2012 2:01	58.0
18/4/2012 4:16	57.6	19/4/2012 5:26	56.9	20/4/2012 6:36	59.8	21/4/2012 23:46	59.2	23/4/2012 0:56	57.8	24/4/2012 2:06	55.7
18/4/2012 4:21	56.2	19/4/2012 5:31	56.0	20/4/2012 6:41	60.4	21/4/2012 23:51	59.5	23/4/2012 1:01	58.9	24/4/2012 2:11	57.2
18/4/2012 4:26	57.4	19/4/2012 5:36	56.5	20/4/2012 6:46	60.2	21/4/2012 23:56	60.6	23/4/2012 1:06	57.7	24/4/2012 2:16	57.5
18/4/2012 4:31	57.1	19/4/2012 5:41	58.1	20/4/2012 6:51	60.9	22/4/2012 0:01	59.1	23/4/2012 1:11	58.8	24/4/2012 2:21	60.1
18/4/2012 4:36	57.8	19/4/2012 5:46	59.9	20/4/2012 6:56	61.0	22/4/2012 0:06	58.6	23/4/2012 1:16	59.8	24/4/2012 2:26	56.7

Real-time Noise Data RTN2 (Oil Street Community Liaison Centre)

24/4/2012 2:31	55.4
24/4/2012 2:36	56.5
24/4/2012 2:41	56.3
24/4/2012 2:46	55.0
24/4/2012 2:51	56.0
24/4/2012 2:56	55.9
24/4/2012 3:01	55.0
24/4/2012 3:06	58.3
24/4/2012 3:11	54.8
24/4/2012 3:16	56.0
24/4/2012 3:21	56.8
24/4/2012 3:26	57.0
24/4/2012 3:31	56.2
24/4/2012 3:36	56.3
24/4/2012 3:41	54.9
24/4/2012 3:46	55.3
24/4/2012 3:51	57.4
24/4/2012 3:56	56.1
24/4/2012 4:01	53.8
24/4/2012 4:06	55.7
24/4/2012 4:11	56.2
24/4/2012 4:16	54.7
24/4/2012 4:21	54.5
24/4/2012 4:26	55.6
24/4/2012 4:31	54.1
24/4/2012 4:36	54.9
24/4/2012 4:41	55.3
24/4/2012 4:46	55.4
24/4/2012 4:51	56.2
24/4/2012 4:56	54.8
24/4/2012 5:01	55.8
24/4/2012 5:06	57.3
24/4/2012 5:11	56.8
24/4/2012 5:16	56.8
24/4/2012 5:21	55.0
24/4/2012 5:26	57.4
24/4/2012 5:31	54.3
24/4/2012 5:36	57.1
24/4/2012 5:41	57.6
24/4/2012 5:46	58.4
24/4/2012 5:51	58.6
24/4/2012 5:56	58.4
24/4/2012 6:01	58.4
24/4/2012 6:06	57.6
24/4/2012 6:11	57.9
24/4/2012 6:16	58.6
24/4/2012 6:21	57.6
24/4/2012 6:26	58.5
24/4/2012 6:31	59.2
24/4/2012 6:36	61.1
24/4/2012 6:41	59.3
24/4/2012 6:46	59.9
24/4/2012 6:51	59.9
24/4/2012 6:56	60.8
24/4/2012 23:01	60.0
24/4/2012 23:06	59.2
24/4/2012 23:11	60.8
24/4/2012 23:16	61.0
24/4/2012 23:21	61.6
24/4/2012 23:26	59.7
24/4/2012 23:31	59.9
24/4/2012 23:36	59.8
24/4/2012 23:41	58.7
24/4/2012 23:46	61.2
24/4/2012 23:51	60.0
24/4/2012 23:56	60.4
25/4/2012 0:01	59.9
25/4/2012 0:06	59.8
25/4/2012 0:11	60.5
25/4/2012 0:16	59.3
25/4/2012 0:21	60.4
25/4/2012 0:26	60.9
25/4/2012 0:31	60.3
25/4/2012 0:36	59.0
25/4/2012 0:41	57.6
25/4/2012 0:46	58.5
25/4/2012 0:51	58.2
25/4/2012 0:56	59.7
25/4/2012 1:01	58.7
25/4/2012 1:06	58.0
25/4/2012 1:11	59.1
25/4/2012 1:16	59.2
25/4/2012 1:21	59.2
25/4/2012 1:26	58.0
25/4/2012 1:31	56.7
25/4/2012 1:36	56.2
25/4/2012 1:41	56.9
25/4/2012 1:46	58.3
25/4/2012 1:51	56.9
25/4/2012 1:56	57.2
25/4/2012 2:01	56.3
25/4/2012 2:06	57.9
25/4/2012 2:11	55.4
25/4/2012 2:16	57.3
25/4/2012 2:21	57.3
25/4/2012 2:26	56.5
25/4/2012 2:31	54.9
25/4/2012 2:36	56.6
25/4/2012 2:41	56.5
25/4/2012 2:46	55.8
25/4/2012 2:51	55.6
25/4/2012 2:56	56.3
25/4/2012 3:01	55.1
25/4/2012 3:06	56.1
25/4/2012 3:11	53.6
25/4/2012 3:16	55.4
25/4/2012 3:21	56.1
25/4/2012 3:26	55.3
25/4/2012 3:31	56.9
25/4/2012 3:36	55.1

25/4/2012 3:41	55.0
25/4/2012 3:46	55.0
25/4/2012 3:51	57.2
25/4/2012 3:56	55.2
25/4/2012 4:01	55.8
25/4/2012 4:06	57.4
25/4/2012 4:11	54.1
25/4/2012 4:16	54.6
25/4/2012 4:21	56.1
25/4/2012 4:26	56.5
25/4/2012 4:31	54.8
25/4/2012 4:36	54.6
25/4/2012 4:41	56.1
25/4/2012 4:46	54.8
25/4/2012 4:51	55.8
25/4/2012 4:56	55.5
25/4/2012 5:01	56.1
25/4/2012 5:06	56.5
25/4/2012 5:11	56.7
25/4/2012 5:16	56.5
25/4/2012 5:21	55.3
25/4/2012 5:26	58.8
25/4/2012 5:31	56.2
25/4/2012 5:36	57.4
25/4/2012 5:41	55.3
25/4/2012 5:46	56.9
25/4/2012 5:51	57.3
25/4/2012 5:56	58.6
25/4/2012 6:01	57.6
25/4/2012 6:06	58.1
25/4/2012 6:11	57.9
25/4/2012 6:16	58.5
25/4/2012 6:21	59.2
25/4/2012 6:26	60.1
25/4/2012 6:31	59.8
25/4/2012 6:36	62.1
25/4/2012 6:41	58.8
25/4/2012 6:46	60.3
25/4/2012 6:51	60.8
25/4/2012 6:56	59.5
25/4/2012 23:01	60.4
25/4/2012 23:06	60.8
25/4/2012 23:11	61.0
25/4/2012 23:16	60.8
25/4/2012 23:21	59.6
25/4/2012 23:26	58.8
25/4/2012 23:31	61.6
25/4/2012 23:36	60.8
25/4/2012 23:41	58.3
25/4/2012 23:46	59.8
25/4/2012 23:51	61.6
25/4/2012 23:56	59.4
26/4/2012 0:01	60.2
26/4/2012 0:06	60.4
26/4/2012 0:11	60.8
26/4/2012 0:16	59.8
26/4/2012 0:21	61.0
26/4/2012 0:26	61.3
26/4/2012 0:31	60.8
26/4/2012 0:36	60.9
26/4/2012 0:41	59.0
26/4/2012 0:46	60.0
26/4/2012 0:51	57.9
26/4/2012 0:56	60.0
26/4/2012 1:01	59.3
26/4/2012 1:06	59.1
26/4/2012 1:11	58.8
26/4/2012 1:16	58.9
26/4/2012 1:21	57.0
26/4/2012 1:26	59.3
26/4/2012 1:31	56.8
26/4/2012 1:36	58.5
26/4/2012 1:41	56.8
26/4/2012 1:46	57.9
26/4/2012 1:51	56.5
26/4/2012 1:56	57.0
26/4/2012 2:01	58.4
26/4/2012 2:06	56.5
26/4/2012 2:11	57.8
26/4/2012 2:16	56.9
26/4/2012 2:21	58.6
26/4/2012 2:26	57.0
26/4/2012 2:31	55.5
26/4/2012 2:36	56.5
26/4/2012 2:41	54.6
26/4/2012 2:46	56.9
26/4/2012 2:51	53.9
26/4/2012 2:56	56.5
26/4/2012 3:01	55.3
26/4/2012 3:06	55.8
26/4/2012 3:11	56.1
26/4/2012 3:16	56.0
26/4/2012 3:21	55.9
26/4/2012 3:26	54.0
26/4/2012 3:31	56.6
26/4/2012 3:36	56.1
26/4/2012 3:41	55.9
26/4/2012 3:46	57.4
26/4/2012 3:51	57.0
26/4/2012 3:56	57.2
26/4/2012 4:01	57.0
26/4/2012 4:06	56.8
26/4/2012 4:11	54.6
26/4/2012 4:16	54.2
26/4/2012 4:21	56.6
26/4/2012 4:26	55.1
26/4/2012 4:31	54.9
26/4/2012 4:36	55.5
26/4/2012 4:41	56.5
26/4/2012 4:46	57.3

26/4/2012 4:51	55.9
26/4/2012 4:56	55.7
26/4/2012 5:01	55.9
26/4/2012 5:06	56.3
26/4/2012 5:11	55.4
26/4/2012 5:16	57.2
26/4/2012 5:21	54.8
26/4/2012 5:26	59.3
26/4/2012 5:31	56.8
26/4/2012 5:36	56.0
26/4/2012 5:41	57.1
26/4/2012 5:46	58.4
26/4/2012 5:51	58.8
26/4/2012 5:56	59.6
26/4/2012 6:01	57.8
26/4/2012 6:06	58.3
26/4/2012 6:11	58.9
26/4/2012 6:16	57.8
26/4/2012 6:21	57.9
26/4/2012 6:26	58.3
26/4/2012 6:31	59.6
26/4/2012 6:36	60.7
26/4/2012 6:41	60.1
26/4/2012 6:46	61.0
26/4/2012 6:51	60.5
26/4/2012 6:56	60.9
26/4/2012 23:01	61.5
26/4/2012 23:06	61.4
26/4/2012 23:11	59.8
26/4/2012 23:16	60.1
26/4/2012 23:21	61.1
26/4/2012 23:26	60.6
26/4/2012 23:31	60.0
26/4/2012 23:36	58.9
26/4/2012 23:41	59.5
26/4/2012 23:46	60.4
26/4/2012 23:51	59.5
26/4/2012 23:56	60.5
27/4/2012 0:01	60.2
27/4/2012 0:06	60.8
27/4/2012 0:11	59.9
27/4/2012 0:16	60.0
27/4/2012 0:21	60.0
27/4/2012 0:26	60.2
27/4/2012 0:31	60.5
27/4/2012 0:36	60.0
27/4/2012 0:41	60.0
27/4/2012 0:46	59.1
27/4/2012 0:51	59.5
27/4/2012 0:56	59.1
27/4/2012 1:01	58.3
27/4/2012 1:06	58.8
27/4/2012 1:11	58.3
27/4/2012 1:16	57.9
27/4/2012 1:21	58.2
27/4/2012 1:26	58.3
27/4/2012 1:31	57.5
27/4/2012 1:36	57.1
27/4/2012 1:41	57.6
27/4/2012 1:46	57.5
27/4/2012 1:51	57.3
27/4/2012 1:56	57.2
27/4/2012 2:01	57.5
27/4/2012 2:06	57.0
27/4/2012 2:11	57.2
27/4/2012 2:16	56.5
27/4/2012 2:21	57.1
27/4/2012 2:26	56.6
27/4/2012 2:31	57.8
27/4/2012 2:36	56.2
27/4/2012 2:41	56.6
27/4/2012 2:46	56.4
27/4/2012 2:51	56.6
27/4/2012 2:56	55.8
27/4/2012 3:01	56.8
27/4/2012 3:06	56.2
27/4/2012 3:11	56.1
27/4/2012 3:16	56.4
27/4/2012 3:21	60.4
27/4/2012 3:26	65.3
27/4/2012 3:31	58.7
27/4/2012 3:36	63.4
27/4/2012 3:41	57.6
27/4/2012 3:46	57.4
27/4/2012 3:51	57.5
27/4/2012 3:56	56.5
27/4/2012 4:01	55.8
27/4/2012 4:06	55.9
27/4/2012 4:11	56.5
27/4/2012 4:16	55.6
27/4/2012 4:21	56.7
27/4/2012 4:26	55.8
27/4/2012 4:31	56.2
27/4/2012 4:36	55.8
27/4/2012 4:41	58.0
27/4/2012 4:46	57.3
27/4/2012 4:51	57.6
27/4/2012 4:56	57.2
27/4/2012 5:01	57.3
27/4/2012 5:06	57.9
27/4/2012 5:11	57.5
27/4/2012 5:16	57.3
27/4/2012 5:21	56.9
27/4/2012 5:26	60.4
27/4/2012 5:31	57.3
27/4/2012 5:36	59.0
27/4/2012 5:41	59.8
27/4/2012 5:46	58.5
27/4/2012 5:51	59.3
27/4/2012 5:56	58.1

27/4/2012 6:01	60.2
27/4/2012 6:06	60.1
27/4/2012 6:11	59.6
27/4/2012 6:16	60.7
27/4/2012 6:21	62.3
27/4/2012 6:26	61.3
27/4/2012 6:31	61.9
27/4/2012 6:36	62.3
27/4/2012 6:41	65.2
27/4/2012 6:46	61.6
27/4/2012 6:51	63.3
27/4/2012 6:56	63.5
27/4/2012 23:01	60.7
27/4/2012 23:06	60.5
27/4/2012 23:11	60.5
27/4/2012 23:16	60.4
27/4/2012 23:21	60.8
27/4/2012 23:26	60.3
27/4/2012 23:31	60.6
27/4/2012 23:36	59.6
27/4/2012 23:41	58.9
27/4/2012 23:46	60.4
27/4/2012 23:51	60.5
27/4/2012 23:56	59.7

*Exceedance recorded during monitoring compliance check with NCO.

Graphic Presentation of Real Time Noise Monitoring Result (Food and Environmental Hygiene Department Depot)

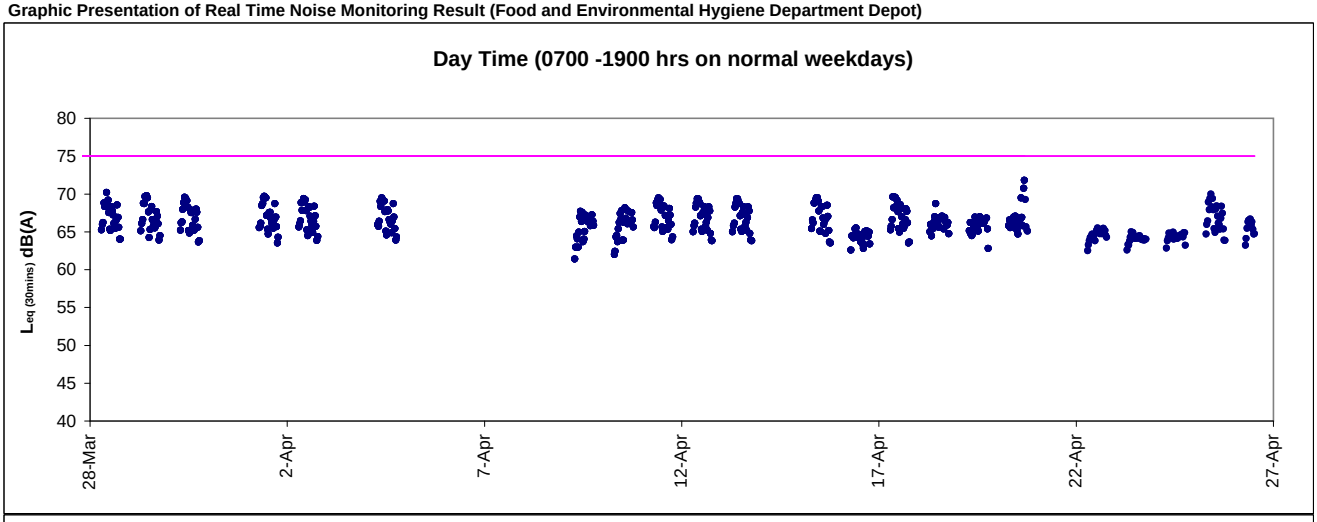

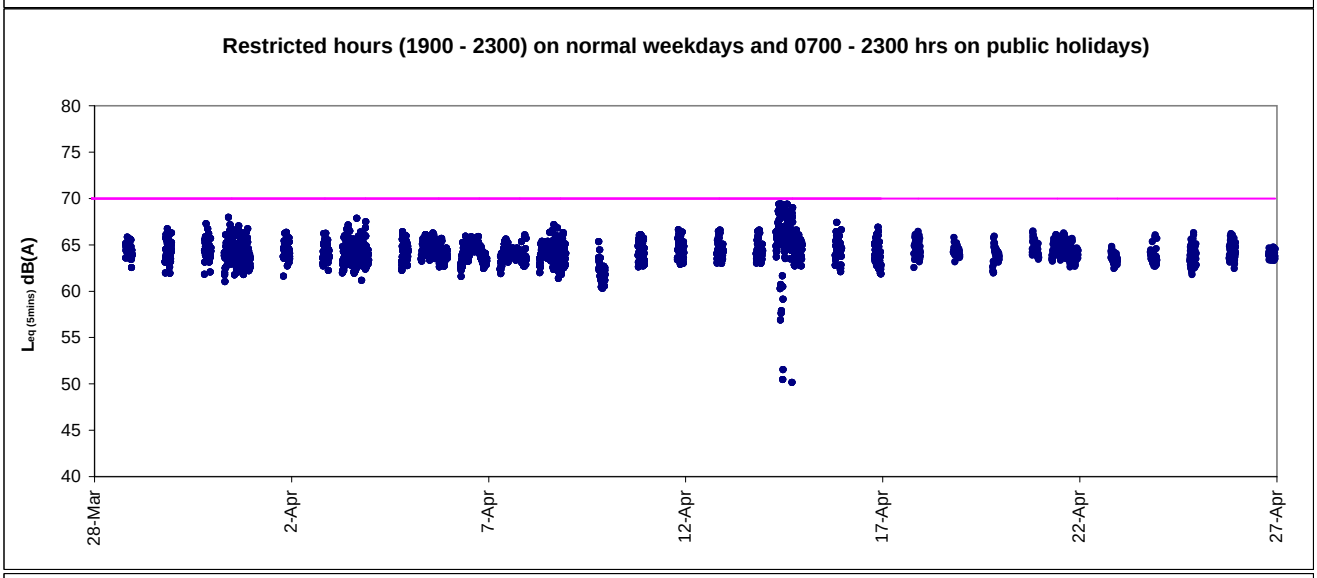

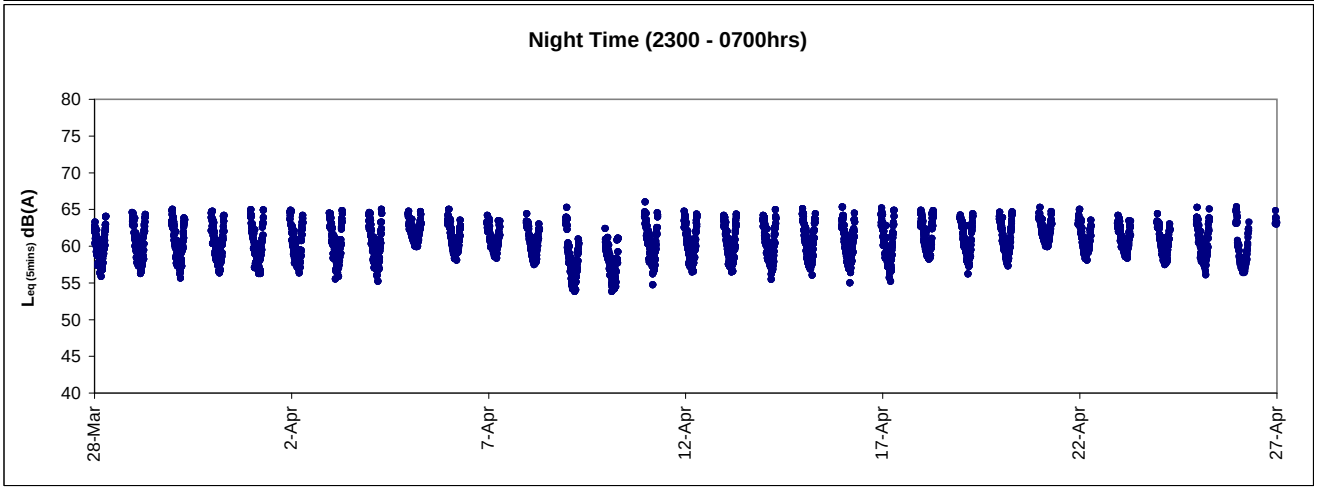

Graphic Presentation of Real Time Noise Monitoring Result (Oil Street Community Liaison Center)

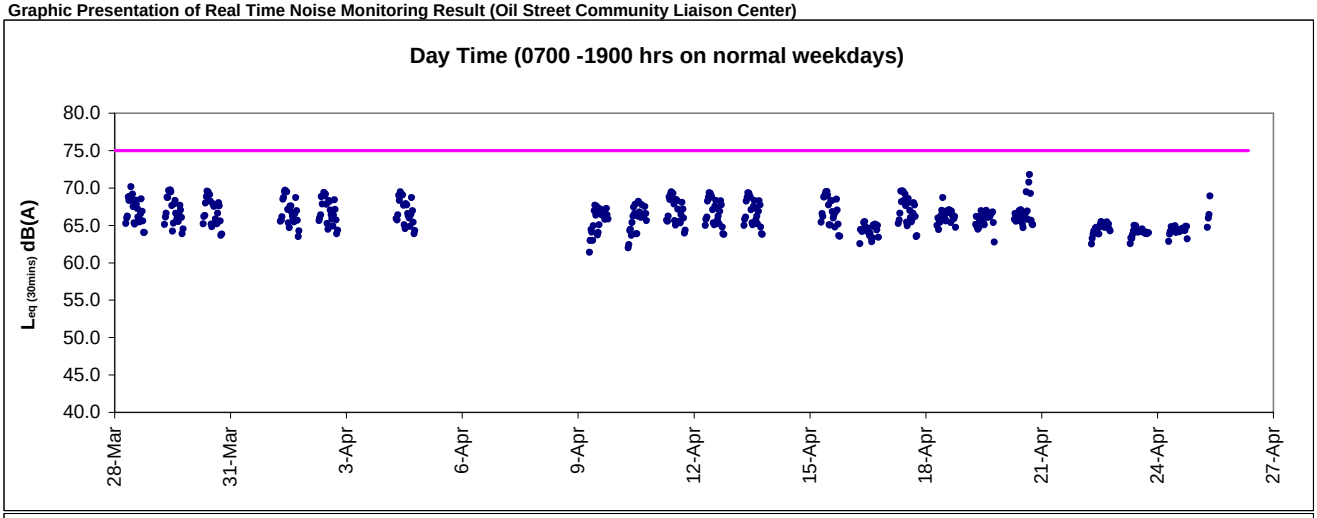

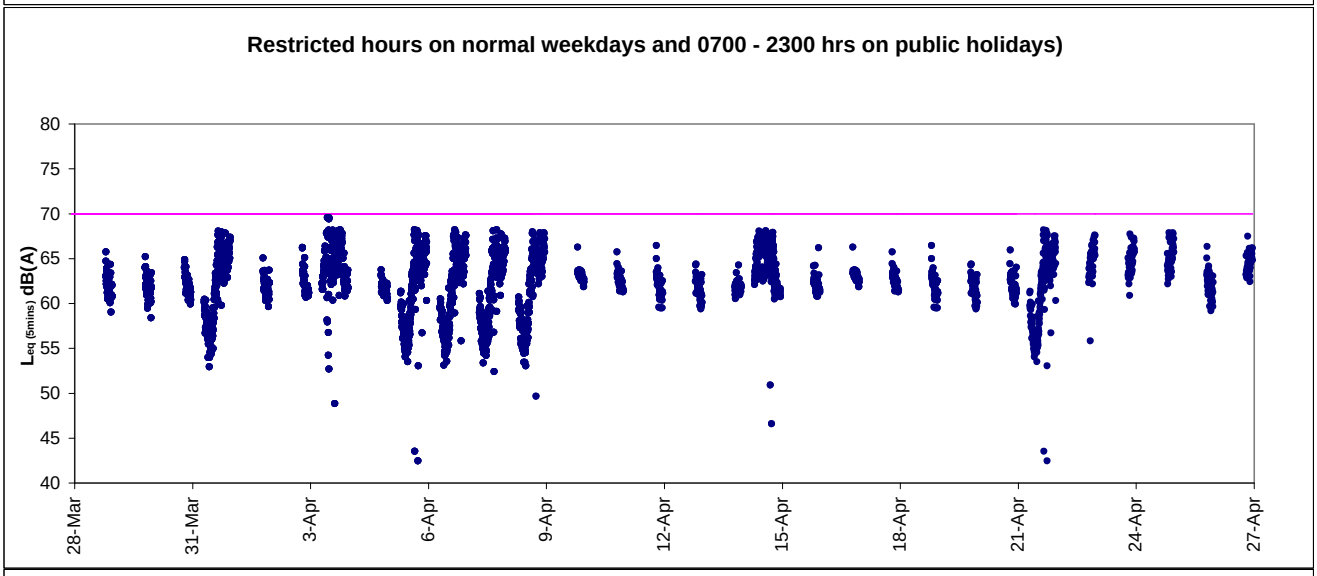

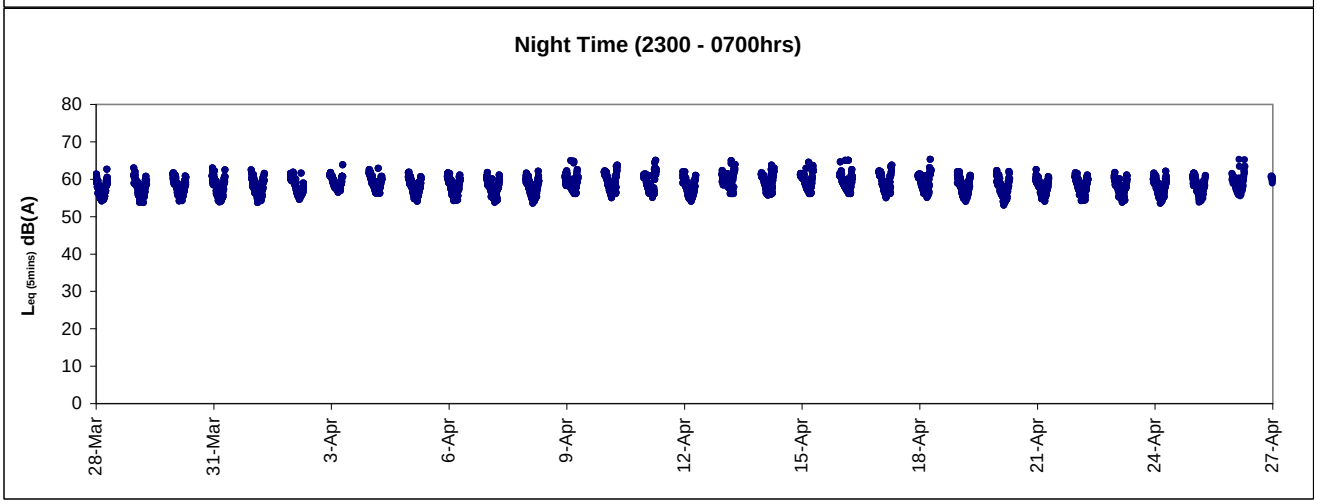

Appendix 6.1

Event Action Plans

Event/Action Plan for Construction Noise

EVENT	ACTION			
	ET	IEC	ER	CONTRACTOR
Action Level being exceeded	1. Notify ER, IEC and Contractor; 2. Carry out investigation; 3. Report the results of investigation to the IEC, ER and Contractor; 4. Discuss with the IEC and Contractor on remedial measures required; 5. Increase monitoring frequency to check mitigation effectiveness. (The above actions should be taken within 2 working days after the exceedance is identified)	1. Review the investigation results submitted by the ET; 2. Review the proposed remedial measures by the Contractor and advise the ER accordingly; 3. Advise the ER on the effectiveness of the proposed remedial measures. (The above actions should be taken within 2 working days after the exceedance is identified)	1. Confirm receipt of notification of failure in writing; 2. Notify Contractor; 3. In consolidation with the IEC, agree with the Contractor on the remedial measures to be implemented; 4. Supervise the implementation of remedial measures. (The above actions should be taken within 2 working days after the exceedance is identified)	1. Submit noise mitigation proposals to IEC and ER; 2. Implement noise mitigation proposals. (The above actions should be taken within 2 working days after the exceedance is identified)

EVENT	ACTION			
	ET	IEC	ER	CONTRACTOR
Limit Level being exceeded	1. Inform IEC, ER, Contractor and EPD; 2. Repeat measurements to confirm findings; 3. Increase monitoring frequency; 4. Identify source and investigate the cause of exceedance; 5. Carry out analysis of Contractor's working procedures; 6. Discuss with the IEC, Contractor and ER on remedial measures required; 7. Assess effectiveness of Contractor's remedial actions and keep IEC, EPD and ER informed of the results; 8. If exceedance stops, cease additional monitoring. (The above actions should be taken within 2 working days after the exceedance is identified)	1. Discuss amongst ER, ET, and Contractor on the potential remedial actions; 2. Review Contractor's remedial actions whenever necessary to assure their effectiveness and advise the ER accordingly. (The above actions should be taken within 2 working days after the exceedance is identified)	1. Confirm receipt of notification of failure in writing; 2. Notify Contractor; 3. In consolidation with the IEC, agree with the Contractor on the remedial measures to be implemented; 4. Supervise the implementation of remedial measures; 5. If exceedance continues, consider stopping the Contractor to continue working on that portion of work which causes the exceedance until the exceedance is abated. (The above actions should be taken within 2 working days after the exceedance is identified)	1. Take immediate action to avoid further exceedance; 2. Submit proposals for remedial actions to IEC and ER within 3 working days of notification; 3. Implement the agreed proposals; 4. Submit further proposal if problem still not under control; 5. Stop the relevant portion of works as instructed by the ER until the exceedance is abated. (The above actions should be taken within 2 working days after the exceedance is identified)

Event / Action Plan for Construction Air Quality

EVENT	ACTION			
	ET	IEC	ER	CONTRACTOR
ACTION LEVEL				
1. Exceedance for one sample	1. Identify source, investigate the causes of exceedance and propose remedial measures; 2. Inform IEC and ER; 3. Repeat measurement to confirm finding; 4. Increase monitoring frequency to daily. (The above actions should be taken within 2 working days after the exceedance is identified)	1. Check monitoring data submitted by ET; 2. Check Contractor's working method. (The above actions should be taken within 2 working days after the exceedance is identified)	1. Notify Contractor. (The above actions should be taken within 2 working days after the exceedance is identified)	1. Rectify any unacceptable practice; 2. Amend working methods if appropriate. (The above actions should be taken within 2 working days after the exceedance is identified)
2. Exceedance for two or more consecutive samples	1. Identify source; 2. Inform IEC and ER; 3. Advise the ER on the effectiveness of the proposed remedial measures; 4. Repeat measurements to confirm findings; 5. Increase monitoring frequency to daily; 6. Discuss with IEC and Contractor on remedial actions required; 7. If exceedance continues, arrange meeting with IEC and ER; 8. If exceedance stops, cease additional monitoring. (The above actions should be taken within 2 working days after the exceedance is identified)	1. Check monitoring data submitted by ET; 2. Check Contractor's working method; 3. Discuss with ET and Contractor on possible remedial measures; 4. Advise the ET on the effectiveness of the proposed remedial measures; 5. Supervise Implementation of remedial measures. (The above actions should be taken within 2 working days after the exceedance is identified)	1. Confirm receipt of notification of failure in writing; 2. Notify Contractor; 3. Ensure remedial measures properly implemented. (The above actions should be taken within 2 working days after the exceedance is identified)	1. Submit proposals for remedial to ER within 3 working days of notification; 2. Implement the agreed proposals; 3. Amend proposal if appropriate. (The above actions should be taken within 2 working days after the exceedance is identified)
LIMIT LEVEL				
1. Exceedance for one sample	1. Identify source, investigate the causes of exceedance and propose remedial measures; 2. Inform ER, Contractor and EPD; 3. Repeat measurement to confirm finding; 4. Increase monitoring frequency to daily; 5. Assess effectiveness of Contractor's remedial actions and keep IEC, EPD and ER informed of the results. (The above actions should be taken within 2 working days after the exceedance is identified)	1. Check monitoring data submitted by ET; 2. Check Contractor's working method; 3. Discuss with ET and Contractor on possible remedial measures; 4. Advise the ER on the effectiveness of the proposed remedial measures; 5. Supervise implementation of remedial measures. (The above actions should be taken within 2 working days after the exceedance is identified)	1. Confirm receipt of notification of failure in writing; 2. Notify Contractor; 3. Ensure remedial measures properly implemented. (The above actions should be taken within 2 working days after the exceedance is identified)	1. Take immediate action to avoid further exceedance; 2. Submit proposals for remedial actions to IEC within 3 working days of notification; 3. Implement the agreed proposals; 4. Amend proposal if appropriate. (The above actions should be taken within 2 working days after the exceedance is identified)
2. Exceedance for two or more consecutive samples	1. Notify IEC, ER, Contractor and EPD; 2. Identify source; 3. Repeat measurement to confirm findings; 4. Increase monitoring frequency to daily; 5. Carry out analysis of Contractor's working procedures to determine possible mitigation to be implemented; 6. Arrange meeting with IEC and ER to discuss the remedial actions to be taken; 7. Assess effectiveness of Contractor's remedial actions and keep IEC, EPD and ER informed of the results; 8. If exceedance stops, cease additional monitoring. (The above actions should be taken within 2 working days after the exceedance is identified)	1. Discuss amongst ER, ET, and Contractor on the potential remedial actions; 2. Review Contractor's remedial actions whenever necessary to assure their effectiveness and advise the ER accordingly; 3. Supervise the implementation of remedial measures.	1. Confirm receipt of notification of failure in writing; 2. Notify Contractor; 3. In consolidation with the IEC, agree with the Contractor on the remedial measures to be implemented; 4. Ensure remedial measures properly implemented; 5. If exceedance continues, consider what portion of the work is responsible and instruct the Contractor to stop that portion of work until the exceedance is abated. (The above actions should be taken within 2 working days after the exceedance is identified)	1. Take immediate action to avoid further exceedance; 2. Submit proposals for remedial actions to IEC within 3 working days of notification; 3. Implement the agreed proposals; 4. Resubmit proposals if problem still not under control; 5. Stop the relevant portion of works as determined by the ER until the exceedance is abated. (The above actions should be taken within 2 working days after the exceedance is identified)

Appendix 6.2

Summary for Notification of Exceedance

Ref. No.	Date	Time	Location	Construction Noise Level	Unit	Action Level	Limit Level	Follow-up action	
X_10N089	2-Apr-12	14:56	M6 - HK baptist Church henrietta Secondary School	71	Leq(30-min)	when one documented complaint was received.	65	**Possible reason:**	No construction activity and traffic nearby was observed during monitoring. Traffic noise contributed as a major noise source during monitoring.
								Action taken / to be taken:	Reviewed the trend of noise measurement results and analysis of contractor's working procedure. Review the basline noise level at this monitoring station.
								Remarks / Other Obs:	No construction work for Contract no. HY/2009/19 was conducted during the measurement; it is concluded that the exceedance was not due to the Project but to traffic noise nearby.

Appendix 9.1

Complaint Log

Environmental Complaints Log

Complaint Log No.	Date of Complaint	Received From and Received By	Location of Complainant	Nature of Complaint	Outcome	Status
110723a	23/07/2011	Ms. Law at Victoria Centre by ICC no. 1-303887687	North Point	She concerned that Highways Department published a notice in their Management Office about construction works will be conducted from 0700 hours to 2300 hours during July to December 2011 including Saturday, Sunday and public holiday.	1) It was referred by AECOM to ET on 28 July 2011 2) RSS confirmed that the notice was prepared by Victoria Centre 'a Management office to their resident and the advice was only given on the extension construction works (for Contract HY/2009/15) to 7am-9pm Monday to Saturday except Public Holidays and Sundays. 3) As a mitigation measure to minimize the noise nuisance in the vicinity of the residents, rock breaking activities will be started at 8am and is expected to be completed by mid-August 2011. 4) No noise exceedance was recorded at construction noise monitoring station at Victoria Centre on 19 and 25 July 2011 during daytime and evening time period while breaking and excavation works were observed during monitoring. 5) In conclusion, it was related to the construction works under Contract HY/2009/15 and mitigation measure was provided. The complainant was satisfied with the arrangement and no further complaint was received after proposed measures.	Closed
110723b	23/07/2011	Ms. Yau at Block 2, Victoria Centre by ICC no. 1-304013959	North Point	Reclamation work was conducted at Causeway Bay Typhoon Shelter at 7am on 23 July 2011. She complained that the works shall be started later to minimize the noise nuisance to the vicinity of the residents in early morning	1) It was referred by AECOM to ET on 8 August 2011 2) RSS confirmed to start the rock breaking activities for Contract HY/2009/15 at 8am as a mitigation measure to minimize the noise nuisance in the vicinity of the residents. 3) With reference to the construction noise monitoring at Victoria Centre, no exceedance was recorded on 19 and 25 July 2011 during daytime while breaking and excavation works were undertaken during monitoring 4) In conclusion, it was related to the construction works under Contract HY/2009/15 and mitigation measure was provided. The complainant was satisfied with the arrangement and no further complaint was received after proposed measures.	Closed
110727a	27/07/2011	Mr. Law from Victoria Centre Management Office by ICC no. 1-304616162	North Point	It was complained by Mr. Law from Victoria Centre Management Office on 27 July 2011 regarding construction noise generated by the construction operations of	1) It was referred by AECOM to ET on 28 July 2011 2) RSS confirmed to start the rock breaking activities for Contract HY/2009/15 at 8am as a mitigation measure to minimize the noise nuisance in the vicinity of the residents. 3) No noise exceedance was recorded at construction noise monitoring station at Victoria Centre on 25 July and	Closed

Complaint Log No.	Date of Complaint	Received From and Received By	Location of Complainant	Nature of Complaint	Outcome	Status
				Central-Wanchai Bypass at noon rather than in morning at 7am.	4 August 2011 during daytime and evening time period while breaking and excavation works were observed during monitoring. 5) In conclusion, it was related to the construction works under Contract HY/2009/15 and mitigation measure was provided. No further complaint from complainant was received after proposed the mitigation measure.	
110727b	27/07/2011	Ms. Chiu by ICC no.1-304615409	North Point	Noise nuisance from the excavation works for the Highways Department adjacent to the Victoria Centre was conducted from 7am	1) It was referred by AECOM to ET on 28 July 2011 2) With reference to the construction noise monitoring at Vitoria Centre, no exceedance was recorded on 25 July and 4 and 10 August 2011 during daytime while breaking and excavation works were undertaken during monitoring. 3) As a mitigation measure to minimize the noise nuisance in the vicinity of the residents, rock breaking activities will be started at 8am.	Closed
	07/08/2011				4) However, complainant did not satisfy with the response on the noise nuisance from the rock-breaking during morning in front of Victoria Centre and then further complaint via 1823 on 7 August 2011. 5) Highways contacted the complainant on 15 August 2011 that the noisy rock breaking operation had been completed. *Remarks: There will be counted as two complaints in this complaint log.*	
110730	30/07/2011	Mr. Tsui by ICC no. 1-305074350	Central	Construction noise generated by operations of Central-Interchange which is near the spa room at Four-Season Hotel. Also, the complaint enquired the commencement time of the construction on Saturday.	1) It was referred by AECOM to ET on 1 August 2011. 2) RSS confirmed that noisy plants from 2 vibratory hammers have been conducted in alternating manner for piling and drilling works for diaphragm wall construction. 3) With reference to the construction noise monitoring at IFC Western End of Podium, no exceedance was recorded on 4 August 2011 during monitoring while sheet piling works were undertaken during monitoring. 4) In order to reduce the noise impact to nearby noise sensitive receivers, Contractor has been implemented the following noise mitigation measures: - Erection of acoustic lining at the hoarding next to Four Seasons Hotel; - Temporary noise barrier with extended acoustic lining; - Reduced in plant such that only have one vibration hammer operating at the west side near Four	Closed

Complaint Log No.	Date of Complaint	Received From and Received By	Location of Complainant	Nature of Complaint	Outcome	Status
					Seasons Hotel instead of 2 5) In conclusion, it was related to the construction works under Contract HY/2009/18 and mitigation measure was provided. The complainant was satisfied with the arrangement and no further complaint was received after proposed measures.	
110810	10/08/2011	Mr. Yip by ICC no. 1 – 306740207	North Point	Muddy water was discharged from work site to the seafront near Oil Street during heavy rain. The environmental protection measures were not good enough and are needed to rectify.	1) It was referred by AECOM to ET on 17 August 2011. 2) Confirmed with RE, Muddy water was caused by a heap of earth being washed to the sea by heavy rain. The heap of earth was referred as a small stockpile placed close to the seafront in front of Oil Street within the site area under handover transition period from contract HY/2009/11 to contract HY/2009/19. The necessary mitigation measures to protect the small stockpile against rainfall were missing at the time of complaint. 3) Due to the missing of mitigation measures to protect the small stockpile during handover transition period, loose material was washed into the harbour when heavy rain came. Muddy water was formed and dispersed in the sea that caused the water quality and visual concern to the public. The complaint was considered as valid. 4) Contractors were advised to relocate the loose materials away from the coastline as far as practicable. Any loose material placed which needed to be placed near the coastline shall be properly compacted or covered as appropriate. To avoid any further environmental deficiency, Contractors shall ensure all necessary environmental mitigation measures will not be missing during site area handover.	Closed
110817	17/08/2011	ICC no. 1-307657681	North Point	Visual impact generated by light from a large amount of spot-lights on the barge during mid-night nearby City Garden.	1) It was referred by AECOM to ET on 23 August 2011 2) RSS confirmed that some non-essential lights were turned on during night-time period which caused the nuisance to the nearby residents. In addition, absence of lighting shields at flood lights results in visual glare to the complaint at night-time. 3) Follow-up action had been taken by contractor that switches off all non-essential lights to minimized nuisance to the nearby residents. The complainant satisfied to the practice and no further complaint was received after that.	Closed
110826	26/08/2011	Grand Hyatt and a complainant by ICC	Wan Chai	Construction noise and vibration nuisance generated from the works at Convention Avenue and inside the HKCEC1	1) Confirmed with the Resident Site Staff that the construction works were referred to the Contractor HK/2009/01. 2) The Excavator mounted breaker at Convention Avenue	Closed

Complaint Log No.	Date of Complaint	Received From and Received By	Location of Complainant	Nature of Complaint	Outcome	Status
				reclamation area.	and Drilling rig at HKCEC1 reclamation area were the dominant construction noise source during this period. 3) The drilling rig at HKCEC1 reclamation area and excavator mounted breaker at Convention Avenue were then temporary suspended after received the complaint. 4) Investigation revealed that the erected noise barrier (4m cantilevered movable noise barrier for the drilling rig and 1m movable noise barrier for the excavator mounted breaker) were not located close to the plants to provide adequate noise screening. 5) Contractor was advised to avoid concurrent operation of construction plants at site. Further enhancement of movable noise barriers at HKCEC1 and providing noise enclosure for the excavator mounted breaker at Convention Avenue are needed. 6) Further site investigation and checking on 31 August and 7 September 2011 revealed that the implemented noise mitigation measures were in proper and minimize the noise impact.	
110826A	26/08/2011	A complaint letter from Mr. Au of Cayley Property of City Garden	North Point	Harbor front adjacent to their water intake suction which caused 3 times of system breakdown of the sea water pump on 9, 22 and 25 August 2011.	1) It was referred by AECOM to ET on 29 August 2011 2) Confirmed with the Resident Site Staff that the construction works were referred to the Contractors HY/2009/11 and HY/2009/19. 3) The pump is located on the site area of HY/2009/19 4) A temporary garbage defender was installed on 23 July 2011 by HY/2009/11 and the shape of the defender was adjusted on 8 August 2011 in order to excluse the outfall. 5) An ad hoc inspection of the effectiveness of garbage defender was conducted with RSS (CWB project team), contractor of HY/200911 and HY/2009/19 and IECon 29 August 2011. Inspection report of it was submitted to RSS on 19 September 2011. 5) Daily cleaning near the water intake was conducted twice a day by contractor HY/2009/19. 6) In response to City Garden request, the contractors have set up the temporary garbage defender in function and collect the floating refuses, but cannot eliminate all refuses, in particular the refuse come from sea bed from entering the intake. 6) According to the complaint letter from Cayley Property, the outcomes of the preventive measures were not complying wih their expectation. 7) During on-site inspection, floating refuses observed	Closed

Complaint Log No.	Date of Complaint	Received From and Received By	Location of Complainant	Nature of Complaint	Outcome	Status
					occasionally outside the garbage defender. No conclusion could be made for the source of these floating refuses. On the other hand, some of the floating refuses were observed immigrating in the protective zone during investigation 8) All daily cleaning actions had been taken by contractor to minimize floating refuse inside the construction site. It was noted that the intake (land side) is open assess to public, so that many activities such as fishing, feeding fish were conducted there even though a notice has already hoisted. Also, tripping of rubbish by the passers-by could result in a lot of rubbish accumulated around the intake point. 9) Referring to the record provided by CPML, there were a lot of nylon/ plastic bags and nylon wire mesh that matched those rubbishes generated from the public activities. 10) Contractors have fulfilled the requirement of site cleanness and no exceedance was recorded during Water Quality Monitoring. It is consider the cause of this complaint is not related to project and environmental issue in this project as well. No more complaint received after ad-hoc inspection	
111014	14/10/2011	The complainant, Ms. Tam complained via hotline 1823	Wan Chai	The polluted fumes and exhaust from the excavation by sub-contractor of CEDD on pedestrian way outside no.25 Harbour Road (in front of the Harbour Centre)	1) RSS notified ET to carry out investigation on 17 October 2011. 2) ET confirmed with the Resident Site Staff that the location of the excavator was within site area of Contract no. HK/2009/02 undertaking the water cooling main reprovision works along the Harbour Road. The plants including the excavator have been checked before using at the site. However, the polluted fumes and exhausted from the excavator was caused due to insufficient maintenance of the plant after using at site. 3) After receiving the complaint, the excavator was then removal off-site for checking and maintenance works on 17 October 2011. 4) Contractor was reminded to enhance regular checking and maintenance to all plants at site. 5) RSS has replied to the complainant on the arrangement of the measures taken on 17 October 2011. Complainant was satisfied with the response and follow-up action taken by the Contractor.	Closed
111104	04/11/2011	Mr. Liu from	Wan Chai	Complain about a tree near the	1) ET confirmed with the Resident Site Staff that	Closed

Complaint Log No.	Date of Complaint	Received From and Received By	Location of Complainant	Nature of Complaint	Outcome	Status
		LCSD complained via Contractor Complaint Hotline		site of pipe installation works outside Wan Chai Swimming Pool at Harbour Road, the status is not healthy and roof ball of two trees inside the site near Renaissance Hong Kong Harbour View Hotel at Convention Avenue were half cut.	• A tree near the site of pipe installation works outside Wan Chai Swimming Pool at Harbour Road is the Tree no. TA1122 under Contract no. HK/2009/02. Leaves of a branch of this tree were shrivelled. • Two trees inside the site near Renaissance Hong Kong Harbour View Hotel at Convention Avenue are the tree nos. A160 and A161 under Contract no. HK/2009/01. Part of roof ball of these two trees was covered by the metal plate. 2) Independent Tree Specialists for these two inspected the trees. Contractor HK/2009/01 has taken the measure as recommend downgrading the soil level around the trunk base. Reinstating of the ground works will be conducted in mid-December 2011. For the tree no. TA1122 under Contract no. HK/2009/02, the brown leaves were removed and fenced the tree with orange net is provided to prevent damage of tree trunk by construction works. The distance between the tree and the edge of the trench is kept approximate 2m. Two Contractors were reminded to carry out regular watering to the trees within their site area.	
111106	06/11/2011	Police officer	Wan Chai	Construction noise generated from the site at about 6:30 a.m on 6 November 2011 and require to stop the machine operation	1) According to the information reported by Contractor, one BC cutter and hoist were operated for Diaphragm Wall construction of Shatin-Central Link to inspect bentonite pipes and ensure no damages and all the joints are tightened in good position. Then, the subcontractor for Diaphragm wall, SAMBO Korean foreman stopped the engine of the BC cutter immediately. The police officer recorded the details and HKID number of the foreman and then left. Due to the different language communication between the police officer and the Korean foreman, no CNP was checked by the police officer. 2) ET confirmed with the Resident Site Staff that same issue was also raised out by RSS at about 7:00a.m on the same day. Besides, it was confirmed that there is no valid Construction Noise Permit for the conducted construction works in the period between 2300 and 0700. 3) Due to insufficient communication between Contractor HK/2009/01 and their Korean Sub-contractor, Korean Sub-contractor had not notified to Contractor before carrying out the inspection of the BC cutter, hoists and	Closed

Complaint Log No.	Date of Complaint	Received From and Received By	Location of Complainant	Nature of Complaint	Outcome	Status
					bentonite pipes at about 6:00a.m to ensure no damages and all the pipe joints should be tightened and in good position. 4) Contractor was advised to enhance the communication between Contractor and sub-contractor and provide sufficient environmental training to all foreman and operators on restricted hour operation. Futhermore, Construction Noise Permit should be checked and in place for the construction works during restricted hour 5) This complaint was considered in relation to the conducted construction works during restricted hours without valid Construction Noise Permit. No more construction works were conducted during night time period. The construction works will be conducted in accordance with the time period stated in valid CNP. This complaint will be kept in view of any follow-up action from the relevant government activities.	
111212	12/12/2011	The complainant, Mr Tsui from IFCII's management office complained via hotline 1823	Central	A visual impact complaint from hotline 1823 was received by ET on 9 January 2011 (ICC Ref. No.: ICC#1-333037096 dated on 12 December 2011). The complaint, Mr Tsui was reported that visual nuisance caused by lighting in the construction site during night time.	1) RSS notified ET on 9 Jan 2012. 2) ET confirmed with the Resident Site Staff that A joint inspection was conducted by Mr Tsui and contractor on that night to see whether there is any improvement. 3) Due to safety reason, igniting enought lights should not be avoided in construction site. However, the light sources were not directed away from pointing to the sensitive receiver and results in visual glare to the complaint. 4) Confirmed with the Resident Site Staff the complainant was satisfied the new arrangement of the lights with contractor after the joint inspection. No further complaint received after that.	Closed
111220	20/12/2011	The complainant, Ms. Poon complained via hotline 1823 (ICC Ref. No.: ICC#1-334683841)	North Point	Construction air and noise nuisance generated that many trucks carrying construction materials driving along Watson Road and Oil Street and possibly entering/leaving the construction site near the IEC during 0800 to 1900 hours.	1) RSS notified ET on 22 Dec 2011. 2) ET confirmed with the Resident Site Staff that the complainant cannot identify whether the trucks were working under the CWB project or not. 3) The dominant construction air and noise nuisances were emitted by the trucks along Oil Street and Waston Road, however, this is the public road for all vechicles. Reviewing the air qualiuty montioring and noise monitoring results. No exceedance was recorded during this period. 4) Confirmed with the Resident Site Staff that they provided a contact no. for any future enquiries regarding	Closed

Complaint Log No.	Date of Complaint	Received From and Received By	Location of Complainant	Nature of Complaint	Outcome	Status
					CWB project to the complainant and she was satisfied on the arrangement and no further complaint was received after that.	
111230	30/12/2011	Residents of Harbour Heights	North Point	Construction air and noise nuisance generated by construction vehicles were found parked illegally at King Wah Poad and lining up at Oil Street without the engine turning off.	1) RSS notified ET on 6 January 2011. 2) ET confirmed with the Resident Site Staff that a number of construction activities are concurrently proceeding in the vicinity of Oil Street, King Wah Street and a private development project in King Wah Street 3) The dominant construction air and noise nuisances were emitted by the trucks along Oil Street and King Wah Road, however, this is the public road for all vechicles. Reviewing the results of air qualiuty montioring station (CMA1b) and noise monitoring (M4b). No exceedance was recorded during this period. Site inspections for HY/2009/19 were conducted on 4 January 2012. The condition of the site access at Oil Street and the public road nearby were found satisfactory. It is noted that HyD also allow and encourage their contractors to maximize the use of marine access, where available, to work sites, so as to minimize burdening nearby public roads. When land trips are unavoidable, they require contractors to tidy up their construction vehicles before leaving works sites. No contractor under CWB project parked their vehicles illegally at King Wah Street, and HyD still reminded them not to commit such offence. 4) According to HyD's staff replied the complaint letter on 10 January 2012, there is a private development project under construction at King Wah Road. To access these works sites, construction vehicles have to use public roads nearby. No further complaint received after HyD's reply.	Closed
120118	18/01/2012	N/A	North Point	A complaint regarding a tree located in front of Victoria Centre under IECL was covered by one meter mud without any protection. The complainant concerns the health of the tree in such condition.	1) RSS notified ET on 20 January 2012. 2) ET confirmed with the Resident Site Staff that The tree is inside the site area of HY/2009/19 and The Botanical name of the tree is Ficus superba var. japonica and the I.D. of the tree is UT48 3) According to the information provided by RSS on 20 Jan 2012, the tree shall be felled that has been approved by DLO on 29 August 2011. Moreover, the tree was felled	Closed

Complaint Log No.	Date of Complaint	Received From and Received By	Location of Complainant	Nature of Complaint	Outcome	Status
					by contractor on 19 January 2012. 4) No further complaint received after HyD's reply.	
120305	03/03/2012	Resident of Harbour Heights complained via hotline 1823 (ICC Ref. No.: ICC#1-344632511)	North Point	A complaint regarding excessive noise from construction sites of CWB was observed outside Harbour Heights from Monday to Saturday before 8am. The plants were frequently turned on before 7:30am creating nuisance. The complainant requested a speedy follow-up and reply from relevant department.	1) RSS notified ET on 5 March 2012. 2) ET confirmed with the Resident Site Staff that PME for diaphragm wall construction started to operate at about 7:30am whilst the other PME, including those for land bored piling work, started to operate after 8am. 3) After reviewing the results of noise monitoring (M4b), no exceedance was recorded during daytime period and the noise level were below 75dB(A). Site inspection for HY/2009/19 was conducted on 7 March 2012. The condition of noise mitigation measures near Harbour Heights was found satisfactory. RSS confirmed that no operation was active before 7:00am everyday. The suspected nuisance was to be considered caused by the PME for diaphragm wall construction. A surprise check was performed on 13 March 2012 by RSS. It was found that no noisy PME was in operation by Contractor of HY/2009/19 before 8am, and the construction noise level was minimal and not disturbing. The noise level and operation time both complied with statutory requirements set up in NCO. 4) Complainant called ICC on 8 March 2012 to confirm HyD has provided a response. No further complaint was received after the response.	Closed
120405	05/04/2012	N/A	North Point	A complaint regarding excessive noise from construction sites of CBTS was observed daily before 7:30am except on public holidays, and the noise source was mainly from piling works. The complainant requested that construction works should start after 8:30am to avoid nuisance to nearby residents and a speedy follow-up and reply.	1) RSS notified ET on 5 April 2012. 2) ET confirmed with the Resident Site Staff that no piling works were performed during the concerned period. 3) After reviewing the results of noise monitoring (M2b and M3a), no exceedance was recorded during daytime period and the noise level was below 75dB(A). Site inspection for HY/2009/15 was conducted on 10 April 2012. The condition of noise mitigation measures around CBTS was found satisfactory. RSS confirmed that no pilings were performed during the concerned period. The major works included drilling, diaphragm wall construction and excavations. 4) HyD made a reply to the complainant on 16 April	Closed

Complaint Log No.	Date of Complaint	Received From and Received By	Location of Complainant	Nature of Complaint	Outcome	Status
					2012 via 1823. HyD replied that the current works at CBTS were drilling, diaphragm wall construction and deep excavations. In order to minimize the noise generated from the above works, the Contractor had erected temporary noise barriers and provided noise blankets on plants. RSS would continue to work with the Contractor on the effectiveness of the environmental mitigation measures implemented on site. No further complaint was received after the response.	
120415	15/04/2012	The complainant Ms. Law, resident of Fu Lee Loy Mansion, complained via hotline 1823 (ICC Ref. No.: 1-351021108)	North Point	A complaint regarding excessive noise generated from a HyD project that is located at the connection point of CWB and IEC affecting nearby residents. Lately during the middle of the night (around 00:00 to 05:00), low frequency noise, which possibly came from the operating power generator and the barges which were parked along the Oil Street work site, were making a nuisance to the complainant and residents nearby. The complainant requested that relevant department should follow-up.	1) RSS notified ET on 17 April 2012. 2) ET confirmed with the Resident Site Staff that there was no operation of power generators for HY/2009/19 and HY/2009/17 (HY/2009/11 had no physical work on site) during the concerned period. Although there were a few barges mooring at the seafront of HY/2009/19, they were not in operation and hence no operational noise would be emitted. 3) After reviewing the results of noise monitoring (M4b and M5b), no exceedance was recorded during day time period and the noise level was below 75dB(A). Site inspection for HY/2009/19 was conducted on 18 April 2012. The condition of noise mitigation measures near Harbour Heights were found satisfactory. RSS confirmed that no operation of power generators for HY/2009/19 and HY/2009/17 (HY/2009/11 had no physical work on site) during the concerned period. Although there were a few barges mooring at the seafront of HY/2009/19, they were not in operation and hence no operational noise would be emitted. 4) HyD made a reply to the complainant on 30 April 2012 via email. HyD replied that the current works near Oil Street, North Point, included CWB tunnel works, IEC connections and associated foundation works. According to RSS records, no operations were performed during the early hours of March and April at Oil Street and the waterbody nearby, and so it was believed that the noise nuisance was not generated from the CWB project. Despite that, RSS would continue to monitor the Contractor on the operations and effectiveness of the environmental mitigation measures implemented on site, as not to affect daily life of local residents nearby. No further complaint was received after the response.	Closed

Appendix 10.1

Construction Programme of Individual Contracts

Activity Name	Original Duration	Planned Start	Planned Finish
HY/2009/15 - CWB TUNNEL (CBTS SECTION)			
SUBMISSIONS COMPLYING WITH EPs			
EM&A Manual ((rely on the Master EP's submission EP-364/2009/A Condition 2.5)			
Baseline Monitoring Report (rely on the Master EP's submission EP-364/2009 Condition 3.3)			
Monthly EM&A (rely on the masters EP's Submission, EP-364/2009/A Condition 3.4)			
A dedicated website (rely on the master EP's submission, EP-364/2009/A Condition 4.2)			
Management organization of main construction companies (FEP Condition 2.6)	1d	02-Oct-10	02-Oct-10
Work Schedule (FEP Condition 2.7)	1d	27-Oct-10	27-Oct-10
Location Plan (FEP Condition 2.8)	1d	27-Oct-10	27-Oct-10
Noise Management plan (FEP Condition 2.9)	1d	27-Oct-10	27-Oct-10
Landscape plan (FEP condition 2.10)	1d	31-Jan-11	31-Jan-11
EAST VENTILATION ADIT			
CCT @ Portion 1, 2, 4, 6, 22	1315d	27-Sep-10	03-May-14
EV Adit @ Portion 4-Advance Works	526d	27-Sep-10	06-Mar-12
EV Adit Portion 1, 2, 6, 22	26d	22-Dec-11	16-Jan-12
EV Adit-based on Conforming Design	323d	15-Feb-12	02-Jan-13
TCBR1E (TS1 Area)			
Diaphragm Wall Construction (incl. SI, & tests aftyer completion)	107d	26-Apr-11	10-Aug-11
Excavation & Lateral Support, ELS	99d	16-Jul-11	22-Oct-11
Cut & Cover Tunnel Construction (incl. backfill)	78d	22-Oct-11	07-Jan-12
OHVD and Cable Trough (access from Portion 22)	76d	18-Dec-13	03-Mar-14
TCBR2 + TCBR3 (TS2 Area)			
Diaphragm Wall Construction	118d	06-Jul-12	31-Oct-12
Excavation & Lateral Support, ELS	248d	06-Jul-12	10-Mar-13
Cut & Cover Tunnel Construction	164d	11-Mar-13	21-Aug-13
OHVD Cable Trough (Access from Portion 22)	150d	05-Aug-13	01-Jan-14
TCBR1W (TS4 Area)			
Diaphragm Wall Construction	148d	28-Jun-11	22-Nov-11
Excavation & Lateral Support, ELS	319d	28-Jun-11	11-May-12
Landing Steps - Demolition/Reconstruct as footpath	40d	28-Jun-11	23-Aug-11

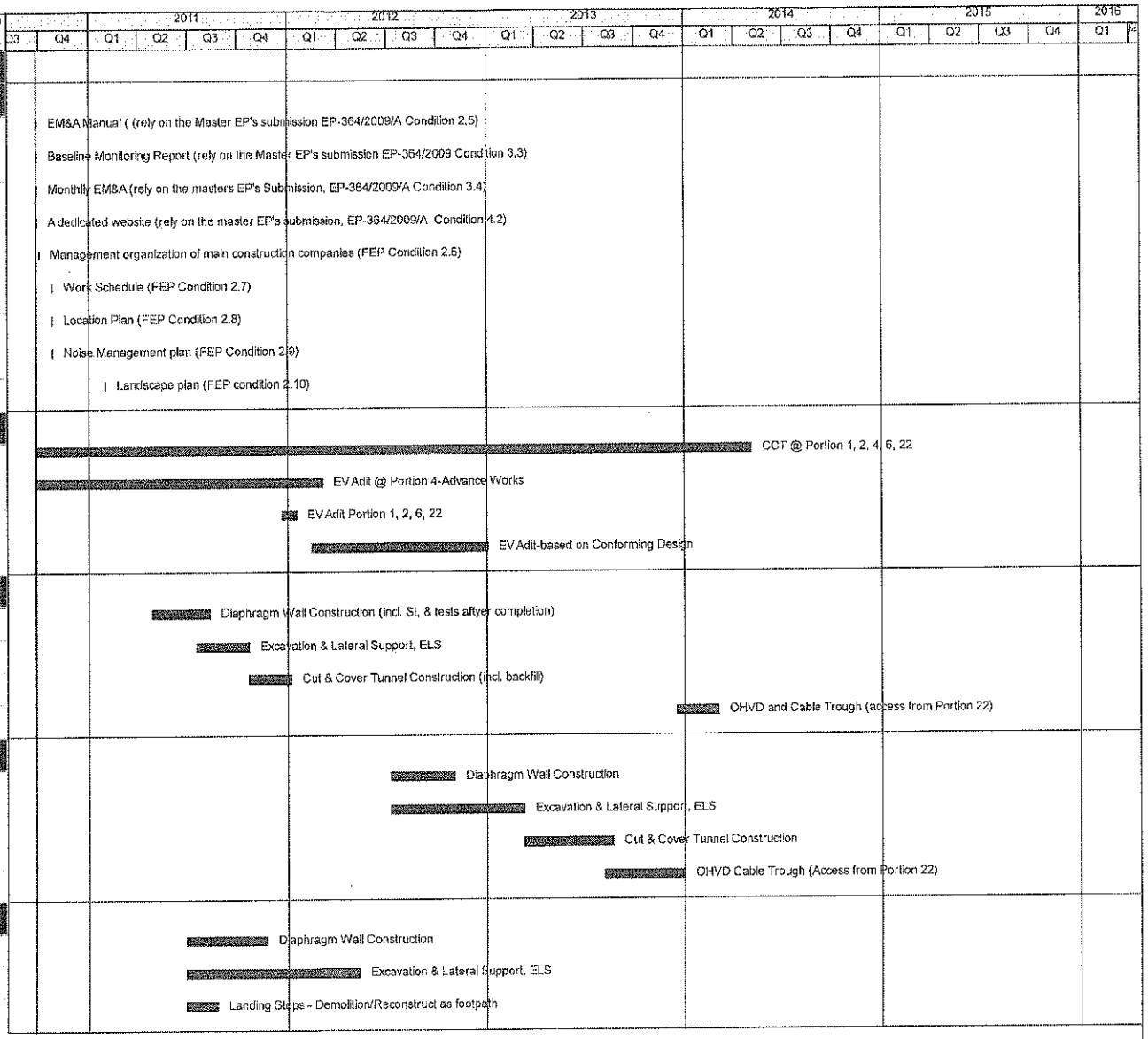

◆ Milestone
◆ Milestone
Remaining Work
Critical Remaining Work
Actual Work

1 of 2

China State Construction Engineering (Hong Kong) Ltd.

Contract No. HY/2009/15 - Central Wan Chai By Pass - Tunnel

(CBTS Section)

Prepared by William Caluza

Date	Revision	Checked	Approved
14-Mar-11	Revision C	ST	KL
	File: 0001a		
	(Layout:HY/2009/15: CWB - Summary)		

中國建築工程(香港)有限公司
CHINA STATE CONSTRUCTION ENGRG. (HONG KONG) LTD

Activity Name	Original Duration	Planned Start	Planned Finish
Rock Excavation	235d	25-Apr-12	15-Dec-12
ME4-Diaphragm Wall	114d	10-May-12	19-Oct-12
AS Logistics Area for Mined Tunneling Works	174d	01-Jun-12	07-Feb-13
ME4-ELS Works	212d	01-Jun-12	02-Apr-13
SCL Entrusted Works	291d	18-Jul-12	09-Sep-13
Cut & Cover Tunnel Construction (w/o TS4 +)	111d	17-Dec-12	06-Apr-13
ME4-RC Structure	146d	28-Jan-13	21-Aug-13
OHVD and Cable Trough (Acess from TZ5/TPCWAE/TPCWAW)	180d	17-Jun-13	13-Dec-13
MINED TUNNEL			
CHT Protection Works @ location A, B, C	342d	27-Sep-10	01-Feb-12
Tunnel works from West Portal (acces from TPCWAE& TZ5	418d	12-Mar-12	30-Oct-13
Tunnel Works from East Portal (Access from TS4 Area)	214d	30-Mar-12	01-Feb-13
Tunnel OHVD & Cable Trough	384d	02-Dec-13	22-May-15
TPCWAE			
Drainage Diversion works along Hung Hing Road (Portion 19)	176d	15-Oct-10	24-Jun-11
Diaphragm Wall Construction	147d	20-May-11	13-Oct-11
Excavation & Lateral Support, ELS	421d	20-May-11	13-Jul-12
Rock Excavation	206d	12-Mar-12	03-Oct-12
AS Logistics Area for Mined Tunneling works	342d	12-May-12	18-Apr-13
Cut & Cover Tunnel Construction	130d	28-Jan-13	06-Jun-13
OHVD and Cable Trough(Access from TZ5/TPCWAW)	182d	18-Feb-15	18-Aug-15
TPCWAW & PORTION 11			
Diaphragm Wall Construction + Portion 11	222d	25-Oct-13	03-Jun-14
Excavation & Lateral Support, ELS	478d	25-Oct-13	14-Feb-15
Cut & Cover Tunnel Construction	143d	30-Dec-14	21-May-15
OHVD and Cable Trough Installation (Access from Portion 11)	236d	22-May-15	11-Jan-16

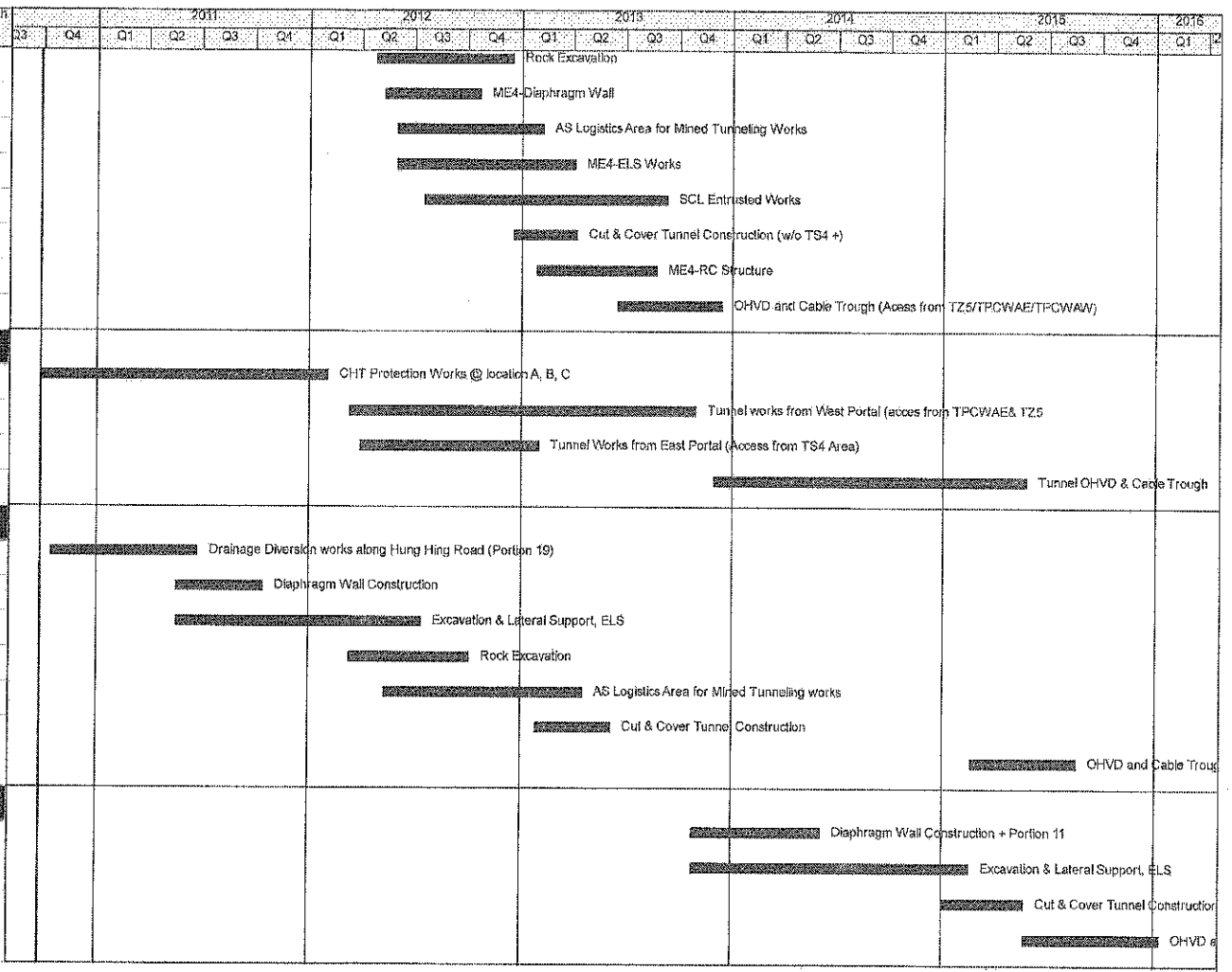

◆ Milestone
◆ Milestone
Remaining Work
Critical Remaining Work
Actual Work

2 of 2

China State Construction Engineering (Hong Kong) Ltd.

Contract No. HY/2009/15 - Central Wan Chai By Pass - Tunnel

(CBTS Section)

Prepared by William Caluza

Date	Revision	Checked	Approved
14-Mar-11	Revision C	ST	KL
	File: 0001a		
	(Layout:HY/2009/15: CWB - Summary)		

中國建築工程(香港)有限公司
CHINA STATE CONSTRUCTION (H.K.) HONG KONG LTD.

Activity ID	Activity Name	Original Duration	Start	Finish	Total Float
38030	Request comment from RMO & TD comment for modify their current T'	14d	30-03-11 A	15-04-11 A	
38040	Notice FEHD	1d	18-04-11 A	18-04-11 A	
38050	Water pipe diversion	2d	22-04-11 A	23-04-11 A	
38060	Modify of temporary hoarding at TTA area	2d	28-04-11 A	29-04-11 A	
38070	Stabilization works at the existing abutment by others	59d	01-04-11 A	30-11-11	0d
Remaining / Re-install Pipe Piles and Sheet Piles					
Remaining Pile Piling Works at Zone A to Zone F					
39000	Submission of method statement & ICE certificate for 100mm grout pipe at Zone E and Zone F	1d	01-03-11 A	01-03-11 A	
39010	Request consent by the engineer for 100mm grout pipe at Zone E and Zone F	7d	28-03-11 A	29-03-11 A	
39020	Drilling of 100mm for grouting works at Zone F (12 nos)	30d	29-03-11 A	26-04-11 A	
39030	Drilling of 100mm for grouting works at Zone E (8 nos)	20d	26-04-11 A	09-05-11 A	
39040	Grouting of 100mm at Zone F (12 nos)	5d	03-05-11 A	08-05-11 A	
39050	Grouting of 100mm at Zone E (8 nos)	3d	09-05-11 A	11-05-11 A	
39060	Request engineer's provide detail information for strengthening works at abutment A	14d	12-05-11 A	16-06-11 A	
39070	Review design and method statement for pipe piling works	14d	24-05-11 A	27-06-11 A	
39080	Submission of method statement and ICE certificate for pipe piling works at Zone A to Zone F	1d	28-06-11 A	29-06-11 A	
39090	Request consent by the engineer for pipe pile works at Zone A to Zone I	7d	28-07-11 A	04-08-11 A	
39100	Drilling of 219mm for pipe pile wall at Zone F (25 nos)	13d	17-09-11	03-10-11	60d
39110	Drilling of 219mm for pipe pile wall at Zone E (17 nos)	9d	16-09-11	26-09-11	75d
39120	Grouting of 219mm at Zone F (25 nos)	11d	26-09-11	10-10-11	74d
39130	Grouting of 219mm at Zone E (17 nos)	9d	21-09-11	30-09-11	80d
39140	Drilling of 100mm for grouting works at Zone C (15 nos)	4d	09-09-11	14-09-11	60d
39145	*Re-drilling of 100mm for grouting works at Zone C (9 nos)	2d	15-09-11	16-09-11	60d
39150	Drilling of 100mm for grouting works at Zone D (18 nos)	5d	09-09-11	15-09-11	75d
39160	Drilling of 100mm for grouting works at Zone E (19 nos)	5d	27-09-11	03-10-11	75d
39170	Drilling of 100mm for grouting works at Zone F (13 nos)	3d	04-10-11	07-10-11	60d
39175	*Re-grouting of 100mm at Zone A & B (52 nos)	8d	15-09-11	23-09-11	86d
39180	Grouting of 100mm at Zone C (15 nos)	3d	15-09-11	17-09-11	85d
39185	*Re-grouting of 100mm at Zone C (9 nos)	2d	19-09-11	20-09-11	85d
39190	Grouting of 100mm at Zone D (18 nos)	4d	16-09-11	20-09-11	85d
39200	Grouting of 100mm at Zone E (19 nos)	4d	04-10-11	08-10-11	75d
39210	Grouting of 100mm at Zone F (13 nos)	4d	08-10-11	12-10-11	72d
39220	Completion of works for pile pipe wall at Zone A to Zone F	0d		12-10-11	72d
Pile Piling Works at Stage 1 Zone D near LCSD Garden					
40000	Prepare and review ELS design and method statement at stage 1 (L-sharp)	30d	13-04-11 A	20-05-11 A	
40010	Submission of method statement and ICE certificate for pipe piling works at stage 1 Zone D near LCSD Garden	14d	26-05-11 A	28-06-11 A	
40020	Request consent by the engineer for pipe pile works at stage 1 Zone D near LCSD Garden	7d	29-06-11 A	25-07-11 A	
40030	Drilling of 100mm for grouting works at stage 1 Zone D near LCSD Garden (35 nos)	7d	26-07-11 A	02-08-11 A	
40040	Grouting of 100mm at stage 1 Zone D near LCSD Garden (35 nos)	7d	03-08-11 A	19-08-11 A	
40050	Drilling of 273mm for pipe pile wall at stage 1 Zone D near LCSD Garden (35 nos)	18d	10-08-11 A	31-08-11	60d
40060	Grouting of 273mm at stage 1 Zone D near LCSD Garden (35 nos)	14d	25-08-11	09-09-11	90d
40070	Drilling of 100mm for grouting works at stage 1 Zone D near LCSD Garden (35 nos)	7d	01-09-11	08-09-11	60d
40080	Grouting of 100mm at stage 1 Zone D near LCSD Garden (35 nos)	7d	10-09-11	19-09-11	90d
40090	Completion of works for pile pipe wall at stage 1 Zone D near LCSD Garden	0d		19-09-11	90d
Revised Basement Carpark Setting Out at stage 1 Zone F and Zone G					
50000	Revised basement carpark setting out alignment at stage 1 Zone F and Zone G	6d	21-07-11 A	27-07-11 A	
50010	Removal completed shoring at stage 1 Zone F and Zone G	7d	22-07-11 A	30-07-11 A	
50020	Removal completed sheet piling at stage 1 Zone F	10d	22-07-11 A	01-08-11 A	

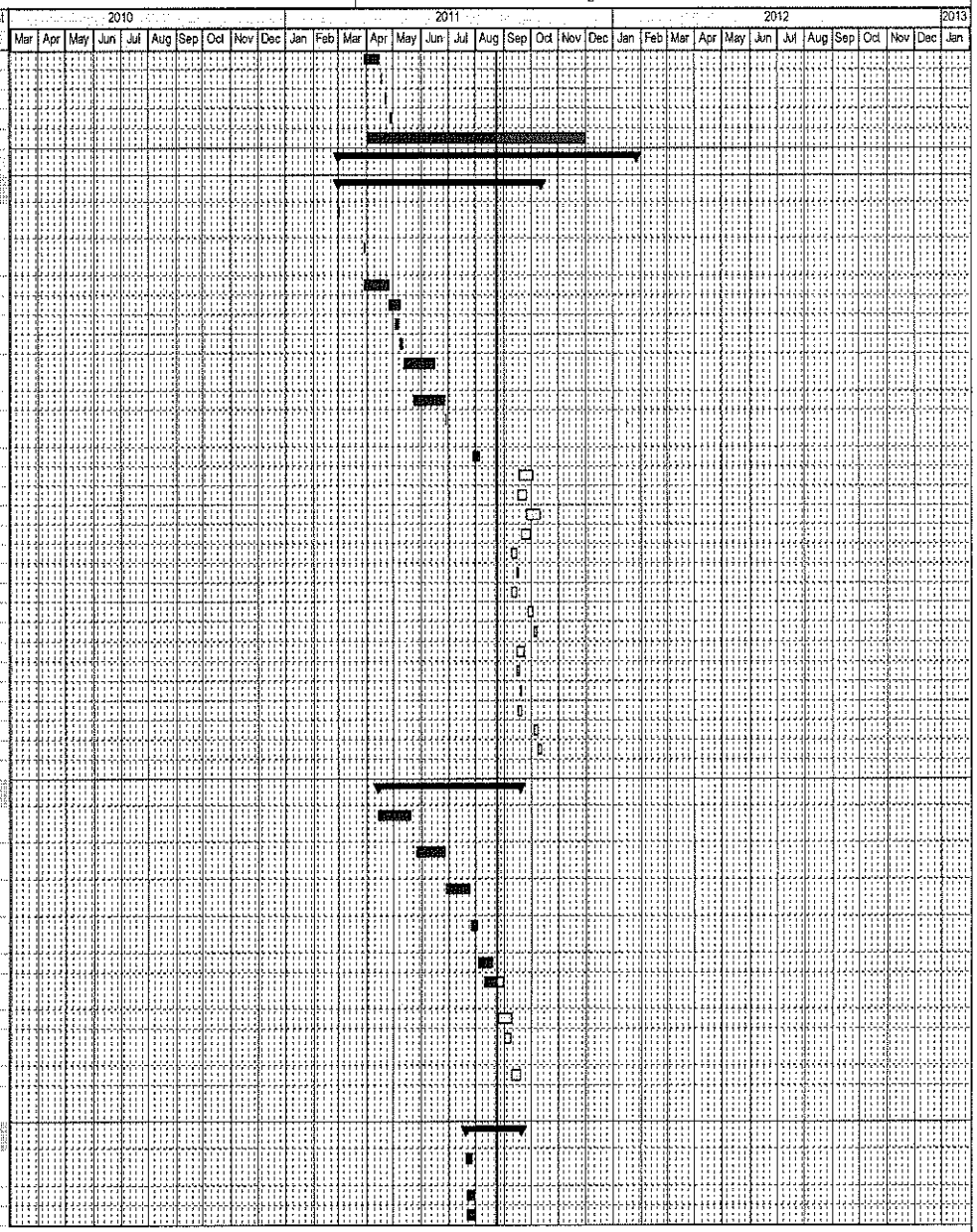

Activity ID	Activity Name	Original Duration	Start	Finish	Total Float
50040	Removal completed sheet piling at stage 1 Zone G	5d	08-08-11 A	24-08-11 A	
50050	Prepare and review ELS design and method statement for revised setting out at stage 1 (L-sharp)	16d	30-07-11 A	23-08-11 A	
50060	Submission of method statement and ICE certificate for sheet piling works at stage 1 (L-sharp)	14d	23-08-11 A	06-09-11	6d
50070	Reinstallation sheet piling at stage 1 Zone F and Zone G	40d	02-08-11 A	14-09-11	0d
50080	Pre-drilling of 560mm for sheet piling installation at stage 1 Zone F	12d	26-08-11	08-09-11	4d
50090	Request consent by the engineer for excavation at stage 1 (L-sharp)	5d	15-09-11	20-09-11	0d
Remaining Pile Piling Works at Zone S					
39300	Perpare of method statement and ICE certificate for pipe piling works at Zone S (new design)	10d	17-08-11 A	29-08-11	71d
39305	Mobilization plant and platform	7d	30-08-11	06-09-11	71d
39310	Request consent by the engineer for pipe pile works at Zone S	7d	30-08-11	06-09-11	71d
39320	Drilling of 219mm for pipe pile wall at Zone S (21 nos)	21d	07-09-11	03-10-11	71d
39330	Drilling of 100mm for grouting works at Zone S (14 nos)	5d	04-10-11	10-10-11	71d
39340	Grouting of 219mm at Zone S (21 nos)	15d	21-09-11	10-10-11	74d
39350	Grouting of 100mm at Zone S (14 nos)	3d	11-10-11	13-10-11	71d
39370	Completion of works for pile pipe wall at Zone S	0d		13-10-11	71d
Sheet Piling Installation at Stage 2					
55000	Prepare and review ELS design and method statement at stage 2	21d	24-05-11 A	28-06-11 A	
55010	Submission of method statement and ICE certificate at stage 2	30d	28-06-11 A	30-08-11	43d
55020	Submission ICE check certificate for structural condition of temporary works	10d	12-08-11 A	27-08-11	43d
55030	Request consent by the engineer for pump water and removal shoring at (SP15 - SP19)	5d	29-08-11	02-09-11	43d
55040	Pumping water to around +0.5mpd and removal shoring at (SP15 - SP'	10d	03-09-11	15-09-11	43d
55050	Reinstallation sheet piling to -16mpd (SP15 - SP19)	50d	16-09-11	15-11-11	43d
Pre-drilling of 560mm for sheet piling installation near TC19					
55500	Perpare of method statement and ICE certificate for pre-drilling works near TC19 at (SP24 - SP27)	14d	05-11-11	21-11-11	0d
55510	Request consent by the engineer for pre-drilling works	7d	22-11-11	29-11-11	0d
55520	Mobilization plant and platform	3d	30-11-11	02-12-11	0d
55530	Pre-drilling of 560mm for sheet piling installation near TC19 at (SP24 - SP27)	18d	03-12-11	23-12-11	0d
55540	Sheet piling installation near TC19 at (SP24 - SP27)	10d	24-12-11	07-01-12	0d
55550	Request consent by the engineer for excavation at stage 2	5d	21-01-12	26-01-12	0d
Dewatering/Ground Water Control Measures					
45000	Prepare proposal for dewatering control	21d	18-04-11 A	16-05-11 A	
45010	Submission of method statement and ICE certificate for dewatering control at stage 1 (L-sharp)	7d	20-05-11 A	07-06-11 A	
45020	Installation of dewatering system at stage 1 (L-sharp)	12d	27-06-11 A	16-07-11 A	
45030	Pumping Test at stage 1 (L-sharp)	4d	19-07-11 A	23-07-11 A	
45040	Prepare and submission for pumping test report at stage 1 (L-sharp)	14d	25-07-11 A	23-08-11 A	
45050	Submission of method statement and ICE certificate for dewatering control at stage 2	7d	13-06-11 A	28-06-11 A	
45060	Installation of dewatering system at stage 2	16d	08-10-11	26-10-11	60d
45080	Pumping Test at stage 2	4d	09-01-12	12-01-12	0d
45090	Prepare and submission for pumping test report at stage 2	7d	13-01-12	20-01-12	0d
45100	Completion of works for dewatering control	0d		20-01-12	0d
Excavation and Shoring Installation at Basement Carpark					
ELS - L-Sharp - For Bay B1 to Bay B3					
60000	Excavation to +0.7mpd at Bay 1	2d	21-09-11	22-09-11	0d
60010	Installation 1st layer waler and strut at Bay 1	5d	23-09-11	28-09-11	0d
60020	Excavation to +0.7mpd at Bay 2	3d	23-09-11	26-09-11	0d
60030	Installation 1st layer waler and strut at Bay 2	5d	27-09-11	03-10-11	0d
60040	Excavation to -2.2mpd at Bay 1 & protect grouted soil underneath Pilec	9d	29-09-11	11-10-11	0d
60060	Installation 2nd layer waler and strut at Bay 1	7d	12-10-11	19-10-11	0d
60070	Excavation to -4.1mpd at Bay 1 & protect grouted soil underneath Pilec	9d	20-10-11	29-10-11	0d
60080	Excavation to -2.2mpd at Bay 2 & protect grouted soil underneath Pilec	9d	04-10-11	14-10-11	0d

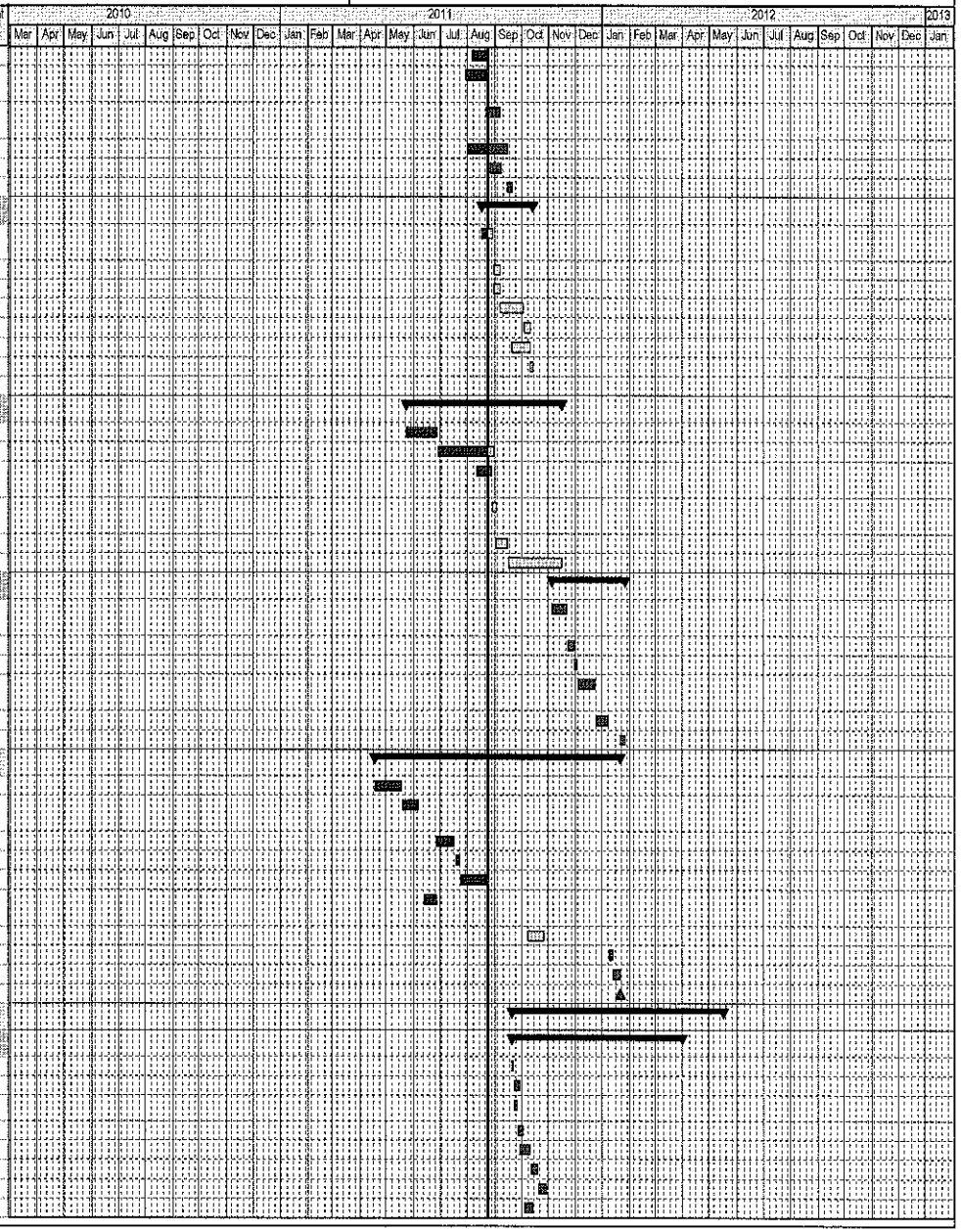

Data Date: 20-Aug-11
Print Date: 29-Aug-11
OCP3-2

HY/2009/18 Central - Wan Chai Bypass (Central Interchange)

TASK filter: HL.

LEIGHTON

Activity Name	Start	Finish	Total Float
CWB - Central Interchange			
HIGH LEVEL PROGRAMME			
DATE FOR COMMENCEMENT & COMPLETION			
Contract Commencement	21-Sep-10 A	03-Jan-11 A	
Contract Construction Completion		30-Jan-16	365
Contract DLP and Establishment Works Completion		29-Jan-17	0
PRELIMINARIES			
Preliminary Submissions / Approvals	21-Sep-10 A	03-Jan-11 A	
Commence Site Mobilisation	03-Jan-11 A		
Mobilise, Hoarding & Site Clearance	03-Jan-11 A	14-May-11 A	
PORTION IV WORKS			
CWB Tunnel CH1480 to CH1580			
Site Investigation	11-May-11 A	15-Sep-11	28
Construct Guide Walls	27-Jun-11 A	30-Sep-11	20
Construct D-Wall / Barrettes	26-Aug-11	19-Apr-12	20
ELS Works	20-Apr-12	11-Oct-12	19
Construct CWB Tunnel & Ventilation Building	12-Oct-12	21-Jun-13	19
Works inside CWB Tunnel	22-Jun-13	24-Sep-13	18
KD-8 Complete		13-Oct-13*	0
CWB Tunnel CH1580 to CH1646			
Construction Diversion for Finance Street	05-Sep-11	22-Oct-11	42
East End of Finance St. Closed		23-Oct-11	219
Site Investigation	30-Jul-11 A	06-Dec-11	126
Construct Guide Walls	30-Jul-11 A	04-Jan-12	97
Construct D-Wall / Barrettes	19-Mar-12	30-Jul-12	18
ELS Works	31-Jul-12	19-Dec-12	22
Construct CWB Tunnel	20-Dec-12	16-Apr-13	20
Works inside CWB Tunnel	10-Aug-13	13-Dec-13	161
KD-7 Complete		23-May-14*	0
CWB Tunnel CH1646 to CH1685			
Man Yiu St. Diverted (Possess Portion IIIA, IIIB)		01-Feb-12	52
Site Clearance & Divert Existing Utilities	01-Feb-12	29-Mar-12	60
Site Investigation	30-Mar-12	04-May-12	54
Sheet Pile / Pipe Pile / Grouting	26-Mar-12	29-May-12	63
Construct Guide Walls	05-May-12	02-Jun-12	55
Construct Barrettes	04-Jun-12	04-Jul-12	52
Temporary Works to Support C/W Pipes	30-May-12	25-Jun-12	61
ELS Works	05-Jul-12	06-Dec-12	56
Demolish & Reconstruct CWB Tunnel	07-Dec-12	08-Mar-13	59
Works Inside CWB Tunnel	22-Jun-13	23-Oct-13	212
Surface Works			
Backfill, U/G Services, Roadworks & Landscaping	25-Jan-13	11-Jan-14	296
KD-6 Complete		03-Nov-14*	0
PORTION III WORKS			
CWB Tunnel CH1685 to CH1704			
Access to CRIII Works Area	01-Sep-11		56
Works Area within CRIII Preparation	01-Sep-11	31-Dec-11	61
Site Investigation	01-Feb-12	13-Mar-12	374
Construct Guide Walls	29-Feb-12	30-Mar-12	379
Construct D-Wall / Barrettes (thru old seawall)	31-Mar-12	12-Sep-12	376
Construct Man Yiu Street Temporary Diversion	24-Nov-11	31-Jan-12	52
ELS Works	13-Sep-12	19-Dec-12	377
Construct CWB Tunnel (excl. roof slab)	20-Dec-12	23-Mar-13	375
Break into Existing CWB Tunnel	25-Mar-13	25-Apr-13	377
Construct CWB Tunnel Roof Slab	09-Jul-13	19-Aug-13	304
Works Inside CWB Tunnel	20-Aug-13	05-Nov-13	269
CWB Tunnel CH1704 to CH1825			
KD-4 Complete		01-Aug-14*	0
Works inside CWB Tunnel	16-Oct-12	09-Oct-13	271
CWB Tunnel CH1825 to CH2600			
Works inside CWB Tunnel	10-Apr-12	02-Sep-13	100
KD-5 Complete		31-Jan-14*	0
Surface Works			
Road P1 Roadworks & Landscaping	20-Aug-13	19-Mar-14	324
Man Yiu St. Widening Roadworks & Landscaping	31-Jul-13	27-Nov-13	415
KD-3 Complete		06-Feb-15*	0
PORTION V WORKS			
Mobilization, Set up, Utilities Diversion, Tree	03-Jan-11 A	03-Jun-11 A	
Construct Trough B Structure - Phase 1	20-May-11 A	04-Aug-12	587
Construct Trough B Structure - Phase 2b	12-Oct-11	06-Sep-13	335
Temporary Drainage Diversion	15-Jul-13	23-Oct-13	19
Construct Trough B Structure - Phase 2a	24-Oct-13	26-Jul-14	33
Construct Trough B Structure - West End Portion	21-Jul-14	15-Oct-14	19
Portion VI Access Date	12-Nov-12		322
Man Kwong St. W/B Widening	12-Nov-12	05-Apr-13	320
Construct Retaining Wall D	29-Jul-13	20-Dec-13	90
Remaining Roadworks & Landscaping	16-Nov-13	15-Jul-14	111
KD-9 Complete		03-Nov-14*	0
PORTION VI WORKS			
Portion VI Access Date	12-Nov-12		219
Man Kwong St. W/B Widening	12-Nov-12	05-Apr-13	209
Retaining Walls F	15-Oct-14	02-Jun-15	95
Retaining Walls G	12-Nov-12	12-Oct-13	693
Bridge B	12-Nov-12	25-Aug-14	523
Trough A	21-Dec-13	14-Oct-14	83
Elevated Layby at Rumsey St. Flyover	23-Apr-14	29-Jul-15	185
Bridge A	12-Nov-12	01-Aug-14	157
Open Slip Road D / Man Po St.		14-Oct-14	838
Retaining Wall A & B	15-Oct-14	16-Jun-15	81
Remainging U/G Services, Roadworks & Landscaping	07-Nov-14	14-Sep-15	82
KD-10 Complete		30-Jan-16*	0
KD-16 Complete		30-Jan-16*	0
Landscaping Establishment (Last Area)	15-Sep-15	13-Sep-16	138
KD-15 Complete		29-Jan-17	0

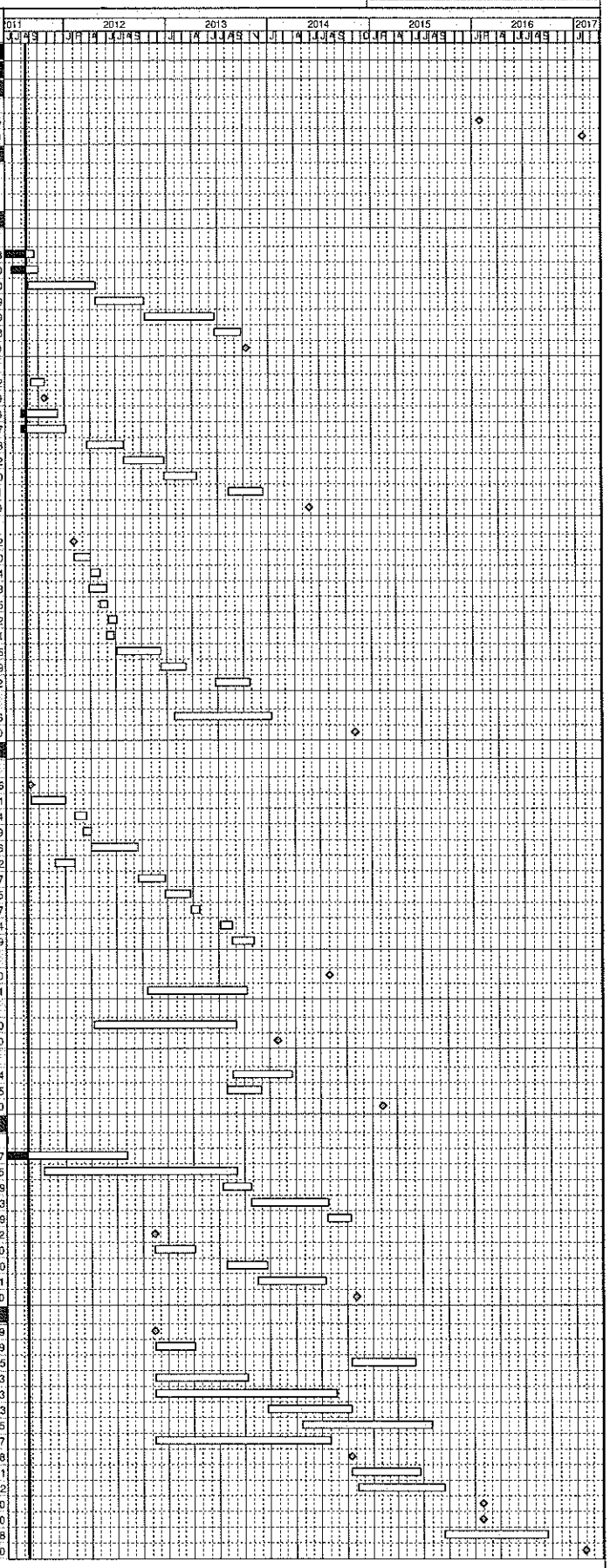

Data Date: 20-Apr-12
Print Date: 25-Apr-12

HY/2009/18 Central - Wan Chai Bypass (Central Interchange)

TASK filters: 3 Months, Not HL.

LEIGHTON

Activity ID	Activity Name	Original Durati...	Start	Finish	Total Float
Updated 2012-04-20 CWB - Central Interchange (2011-12-23)Revised Detailed Wo...					
PRELIMINARIES					
Access Dates & Milestones					
Portion Possession Dates					
1285	Portion III B Available (DAY-567)	0	20-Apr-12*		-10
1295	Portion III C Available (DAY-567)	0	20-Apr-12*		-10
Submissions & Approvals					
Specified Plans					
MTRC Impact Assessment Report					
1558	Resubmit MTRC Impact Assessment Report - Cut & CoverTunnel	28	17-Feb-12 A	30-Apr-12	92
1501	Resubmit MTRC Impact Assessment Report - Phase 2	12	19-Feb-12 A	15-May-12	138
1371	Resubmit MTRC Impact Assessment Report - MYS Tunnel	28	25-Feb-12 A	29-Mar-12 A	
1534	MTRC Impact Assessment Report - Engineer / MTRC Review & Comment	12	30-Mar-12 A	12-Apr-12 A	
1535	Resubmit MTRC Impact Assessment Report - MYS Tunnel	28	13-Apr-12 A	17-May-12	121
1559	MTRC Impact Assessment Report - Engineer / MTRC Review & Comment (Cut & Cover)	12	01-May-12	12-May-12	92
1504	MTRC Impact Assessment Report - Engineer / MTRC Review & Comment (Phase 2)	12	16-May-12	27-May-12	138
1553	MTRC Impact Assessment Report - Engineer / MTRC Review & Comment (MYS)	12	18-May-12	29-May-12	121

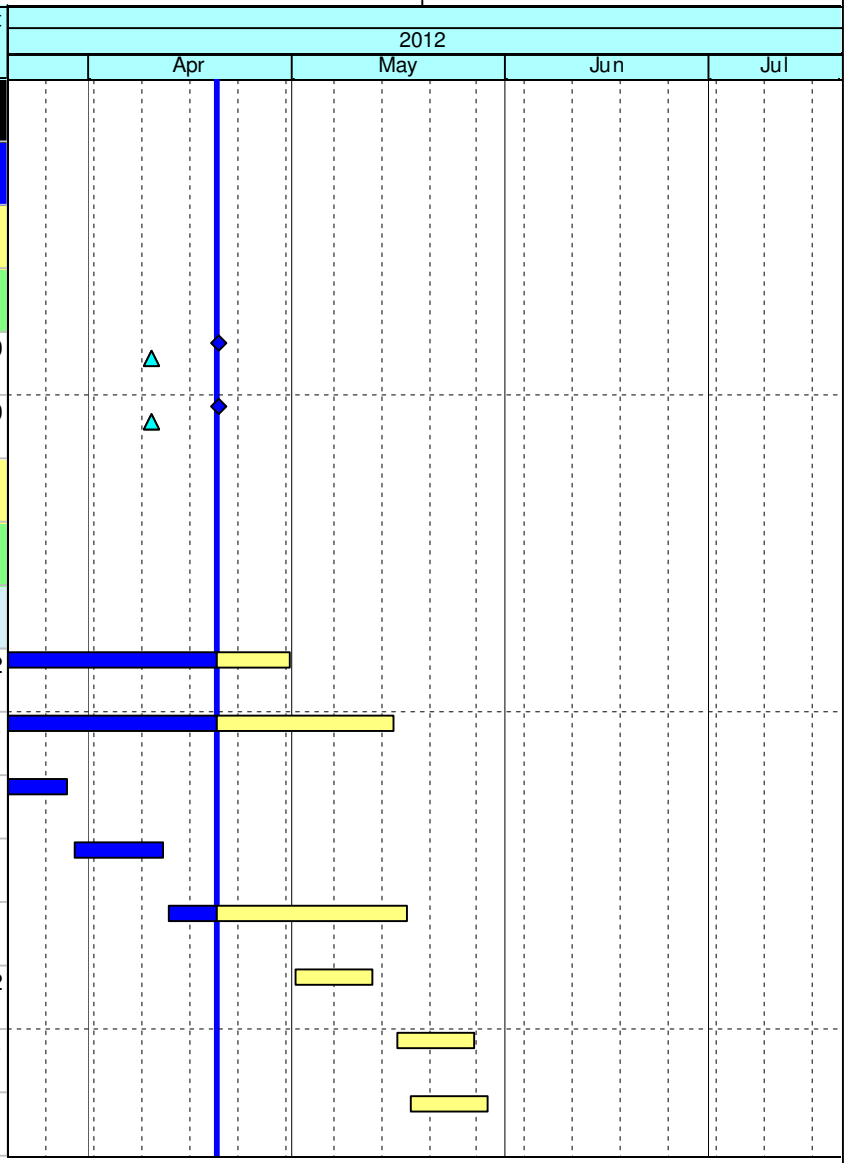

Current Milestone
Level of Effort
Baseline Milestone
Actual Work
Critical Remaining Work
Remaining Work
Project Baseline

Leighton Contractors (Asia) Limited
Programme Update 19 (Apr 2012)
THREE MONTH ROLLING

Project ID: U019
Baseline: DCP3-3
Layout: Update Three Month Rolling U018
Page 1 of 12

U019 Programme Update 19 (Apr 2012)			
Date	Revision	Checked	Approv...
21-Apr-12	U019	RC	DS
21-Mar-12	U018	RC	DS

Data Date: 20-Apr-12
Print Date: 25-Apr-12

HY/2009/18 Central - Wan Chai Bypass (Central Interchange)

TASK filters: 3 Months, Not HL.

LEIGHTON

Activity ID	Activity Name	Original Durati...	Start	Finish	Total Float
Traffic					
Temporary Traffic Management					
1404	TTM - Revise & Resubmit	18	15-Mar-12 A	11-Apr-12 A	
1415	TTM - Engineer / 16th TMLG Review & Approve	19	12-Apr-12 A	18-Apr-12 A	
1416	TTM - Revise & Resubmit	18	19-Apr-12 A	07-May-12	366
14230	TTM - Engineer / 17th TMLG Review & Approve	19	08-May-12	26-May-12	366
14231	TTM - Revise & Resubmit	18	27-May-12	13-Jun-12	366
Utility Protection and Diversions					
1191	Utilities - Coordination for Diversion - PCCW	200	03-Dec-10 A	25-Apr-12	320
1192	Utilities - Coordination for Diversion - CATV	200	03-Dec-10 A	25-Apr-12	320
1193	Utilities - Coordination for Diversion - HGC	200	03-Dec-10 A	25-Apr-12	320
1194	Utilities - Coordination for Diversion - HEC	200	03-Dec-10 A	25-Apr-12	541
1196	Utilities - Coordination for Diversion - WSD	389	03-Dec-10 A	25-Apr-12	819
1197	Utilities - Coordination for Diversion - WT&T	200	03-Dec-10 A	25-Apr-12	320
1198	Utilities - Coordination for Diversion - Towngas	203	03-Dec-10 A	22-Apr-12	323
Design					
Cost Saving Design (Contractor's Alternative Design)					

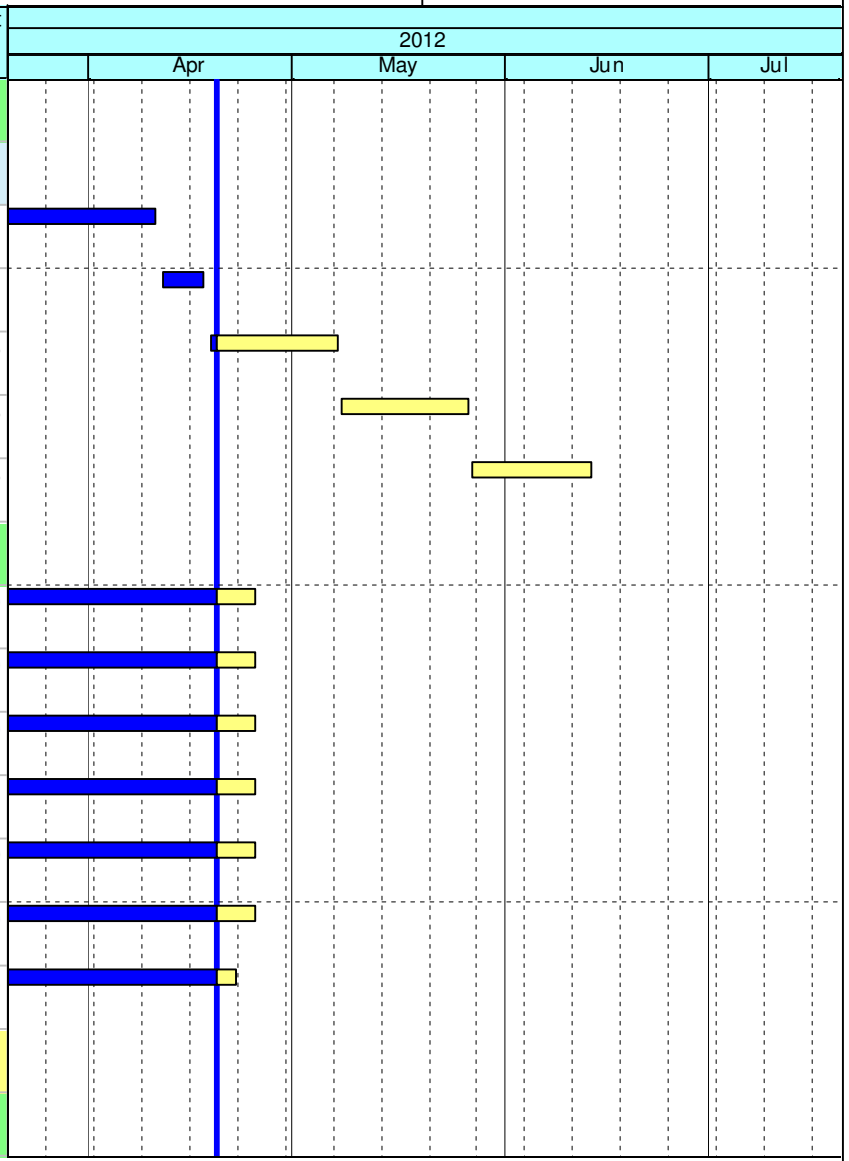

Current Milestone
Level of Effort
Baseline Milestone
Actual Work
Critical Remaining Work
Remaining Work
Project Baseline

Leighton Contractors (Asia) Limited
Programme Update 19 (Apr 2012)
THREE MONTH ROLLING

Project ID: U019
Baseline: DCP3-3
Layout: Update Three Month Rolling U018

U019 Programme Update 19 (Apr 2012)

Date	Revision	Checked	Approv...
21-Apr-12	U019	RC	DS
21-Mar-12	U018	RC	DS

Data Date: 20-Apr-12
Print Date: 25-Apr-12

HY/2009/18 Central - Wan Chai Bypass (Central Interchange)

TASK filters: 3 Months, Not HL.

LEIGHTON

Activity ID	Activity Name	Original Durati...	Start	Finish	Total Float
3728	CSD - Engineer Review & Approve Alternative Design	28	27-Jan-11 A	25-Apr-12	1740
Temporary Works Design					
ELS - Approach Ramp (Trough and Retaining Walls)					
1578	ELS - ELS Trough and Retaining Walls Re-Submit Design - Phase 2	12	19-Feb-12 A	15-May-12	138
1596	ELS - Resubmit Trough Construction Method Statement	12	17-Mar-12 A	28-Mar-12 A	
1597	ELS - Trough Construction Method Statement Engineer Review & Comment	12	29-Mar-12 A	11-Apr-12 A	
1579	ELS - ELS Trough and Retaining Walls Engineer Review & Approve - Phase 2	12	16-May-12	27-May-12	138
Utilities Support Bridge (Man Yiu Street)					
1602	USB - Resubmit Cooling Water Main Bridge Design	28	16-Mar-12 A	12-Apr-12 A	
1603	USB - Cooling Water Main Bridge Engineer Review & Approval	28	12-Apr-12 A	17-May-12	108
ELS - CWB / Ventilation Building Portion (CH1480 - CH1580)					
1498	ELS - ELS CWB / Top Down Slab Method Statement Engineer Review & Approval	28	09-Mar-12 A	06-May-12	8
1130	ELS - ELS CWB / Ventilation Building Resubmit Method Statement	15	15-Mar-12 A	10-Apr-12 A	
1529	ELS - ELS CWB / Ventilation Building Engineer Review & Approval	28	17-Mar-12 A	30-Apr-12	14
1556	ELS - ELS CWB / Vent Building - Engineer Issue Design Change Instruction Ref.	0		29-Mar-12 A	
1557	ELS - ELS CWB / Vent Building - ELS Design Re-Submission (Based On Design Change)	28	30-Mar-12 A	26-Apr-12	1739
1132	ELS - ELS CWB / Ventilation Building Engineer Method Statement Review & Approval	28	11-Apr-12 A	29-Apr-12	22

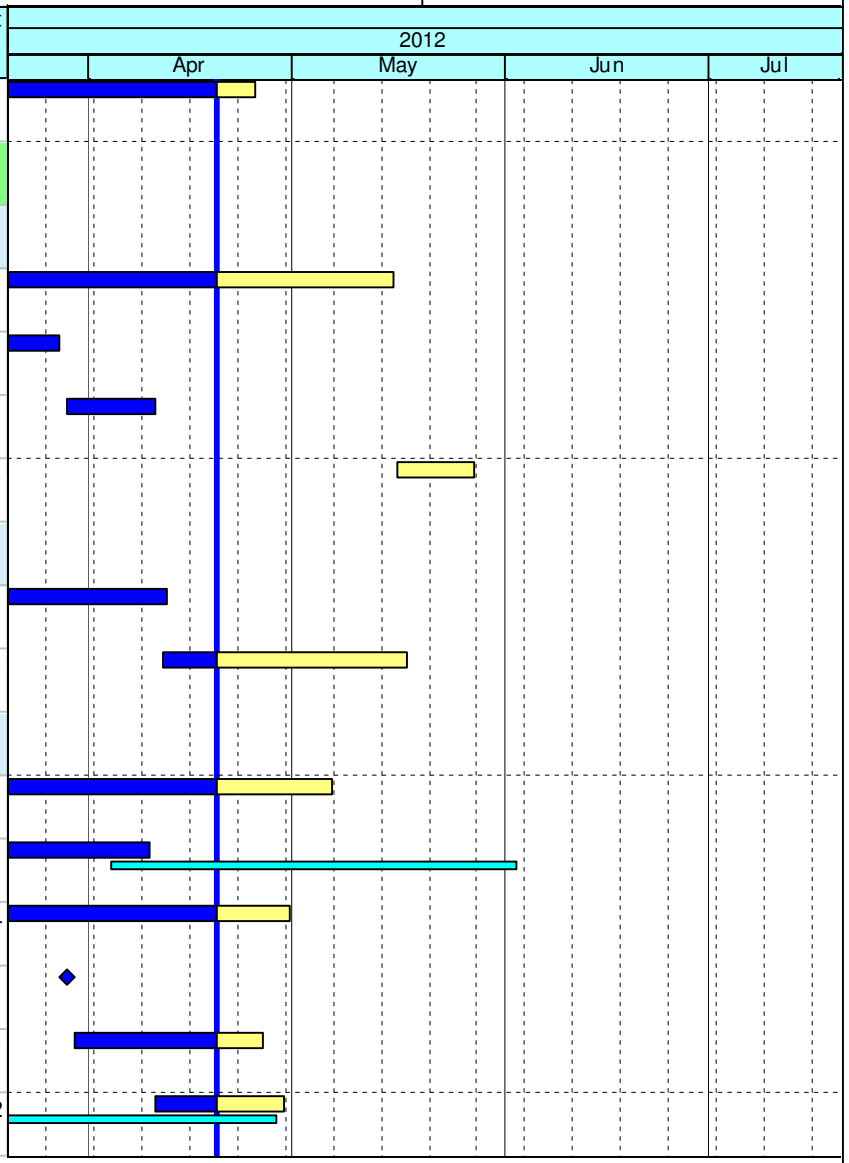

Current Milestone
Level of Effort
Baseline Milestone
Actual Work
Critical Remaining Work
Remaining Work
Project Baseline

Leighton Contractors (Asia) Limited
Programme Update 19 (Apr 2012)
THREE MONTH ROLLING

Project ID: U019
Baseline: DCP3-3
Layout: Update Three Month Rolling U018

U019 Programme Update 19 (Apr 2012)

Date	Revision	Checked	Approv...
21-Apr-12	U019	RC	DS
21-Mar-12	U018	RC	DS

Data Date: 20-Apr-12
Print Date: 25-Apr-12

HY/2009/18 Central - Wan Chai Bypass (Central Interchange)

TASK filters: 3 Months, Not HL.

LEIGHTON

Activity ID	Activity Name	Original Durati...	Start	Finish	Total Float
ELS - CWB Man Yiu Street Portion & Tunnel Modification Works (CH1646 - CH1685)					
3932	ELS - ELS CWB Man Yiu Street Portion Design Resubmission	15	25-Feb-12 A	29-Mar-12 A	
1593	ELS - ELS CWB Man Yiu Street Portion Method Statement Resubmission	28	14-Mar-12 A	17-May-12	105
3933	ELS - ELS CWB Man Yiu Street Portion Engineer Review & Approve	28	30-Mar-12 A	12-Apr-12 A	
1581	ELS - ELS CWB Man Yiu Street Portion Design Resubmission	15	13-Apr-12 A	04-May-12	28
1582	ELS - ELS CWB Man Yiu Street Portion Engineer Review & Approve	28	05-May-12	01-Jun-12	28
1595	ELS - ELS CWB Man Yiu Street Portion Engineer Review & Approve	28	18-May-12	14-Jun-12	105
ELS - CWB Cut & Cover Portion (CH1580 - CH1646)					
1497	ELS - ELS CWB CH1580-CH1646 Portion Re-submit Design	15	17-Feb-12 A	30-Apr-12	17
3937	ELS - ELS CWB CH1580-CH1646 Portion Prepare Method Statement	15	01-May-12	15-May-12	17
1496	ELS - ELS CWB CH1580-CH1646 Portion Re-submit Design Engineer Review & Comment	12	01-May-12	12-May-12	48
3939	ELS - ELS CWB CH1580-CH1646 Portion Method Statement Engineer Review & Approval	28	16-May-12	12-Jun-12	17
ELS - CWB CRIII Portion (CH1685 - CH1704)					
1604	ELS - ELS CRIII Portion Resubmit Design	28	25-Feb-12 A	29-Mar-12 A	
1605	ELS - ELS CRIII Portion Engineer Review & Approve	28	30-Mar-12 A	12-Apr-12 A	
1606	ELS - ELS CRIII Portion Resubmit Design	28	12-Apr-12 A	04-May-12	471
3943	ELS - ELS CRIII Portion Prepare Method Statement	15	20-Apr-12	04-May-12	471

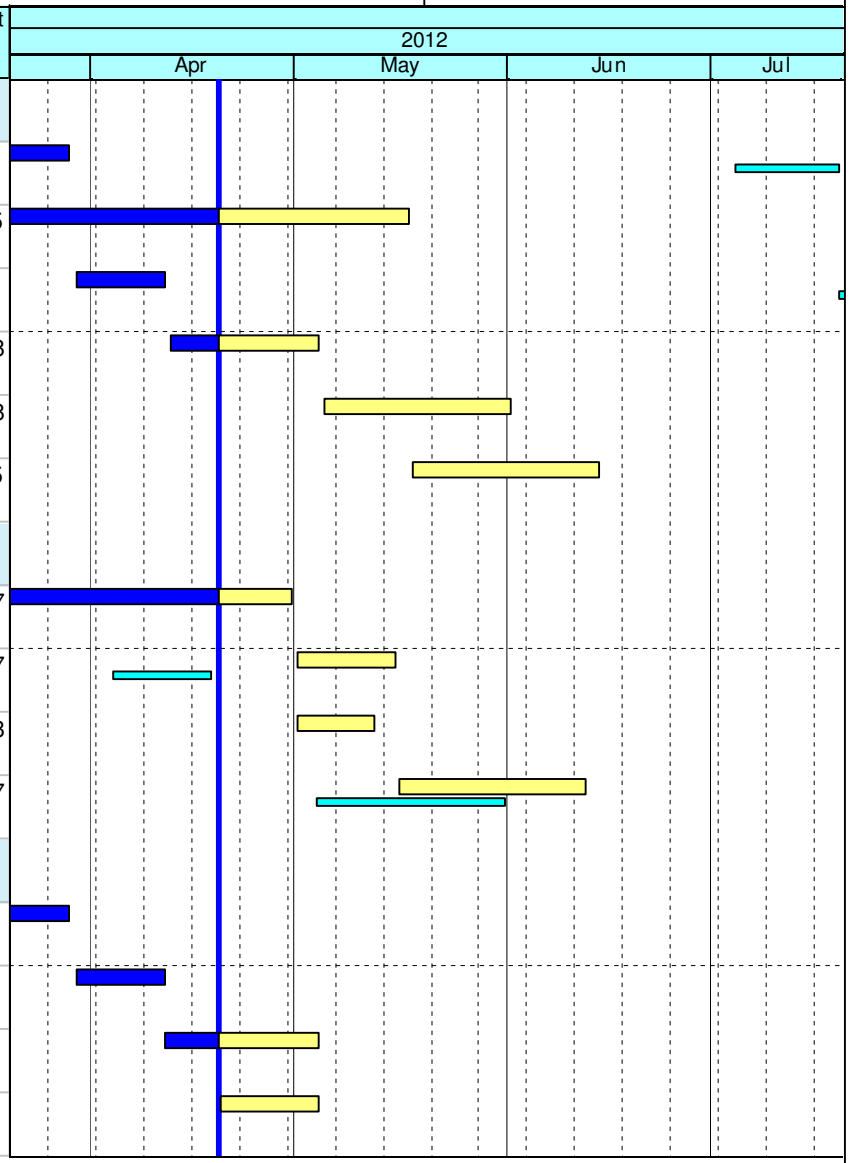

Current Milestone
Level of Effort
Baseline Milestone
Actual Work
Critical Remaining Work
Remaining Work
Project Baseline

Leighton Contractors (Asia) Limited
Programme Update 19 (Apr 2012)
THREE MONTH ROLLING

Project ID: U019
Baseline: DCP3-3
Layout: Update Three Month Rolling U018
Page 4 of 12

U019 Programme Update 19 (Apr 2012)

Date	Revision	Checked	Approv...
21-Apr-12	U019	RC	DS
21-Mar-12	U018	RC	DS

Data Date: 20-Apr-12
Print Date: 25-Apr-12

HY/2009/18 Central - Wan Chai Bypass (Central Interchange)

TASK filters: 3 Months, Not HL.

LEIGHTON

Activity ID	Activity Name	Original Durati...	Start	Finish	Total Float
3945	ELS - ELS CRIII Portion Engineer Review & Approve	28	05-May-12	01-Jun-12	471
1607	ELS - ELS CRIII Portion Engineer Review & Approve	28	05-May-12	01-Jun-12	471
ELS - Retaining Wall					
1169	ELS - ELS Retaining Wall VI Portion Prepare Design	52	22-May-12	12-Jul-12	499
1170	ELS - ELS Retaining Wall VI Portion Prepare Method Statement	15	15-Jul-12	29-Jul-12	499
Procurement, Shop Drawing, Manufacture & Delivery					
Excavation & Lateral Support					
1126	ELS - Wailing & Shoring Material Sourcing, Procurement and Delivery (Man Yiu St.)	60	30-Jun-12	28-Aug-12	0
1172	ELS - Wailing & Shoring Material Sourcing, Procurement and Delivery (Retaining Wall)	60	13-Jul-12	10-Sep-12	499
Cut & Cover Tunnel					
3812	Falsework and Formwork for Cut & Cover Tunnel Shop Drawing	28	20-Apr-12	17-May-12	4
3814	Falsework and Formwork for Cut & Cover Tunnel Material Procurment	28	18-May-12	14-Jun-12	4
3810	Falsework and Formwork for Cut & Cover Tunnel Off-site Fabrication	60	15-Jun-12	13-Aug-12	4
Overhead Ventilation Duct					
3811	OHVD - Propose Casting Yard, Method Statement, QA & Associated Documents	30	16-Apr-12 A	29-May-12	45
3813	OHVD - Engineer Review & Approve Casting Yard, Method Statement, QA & Associated Documents	30	30-May-12	28-Jun-12	45
3815	OHVD - Manufacture and Initial Delivery Precast Panels	60	29-Jun-12	27-Aug-12	45

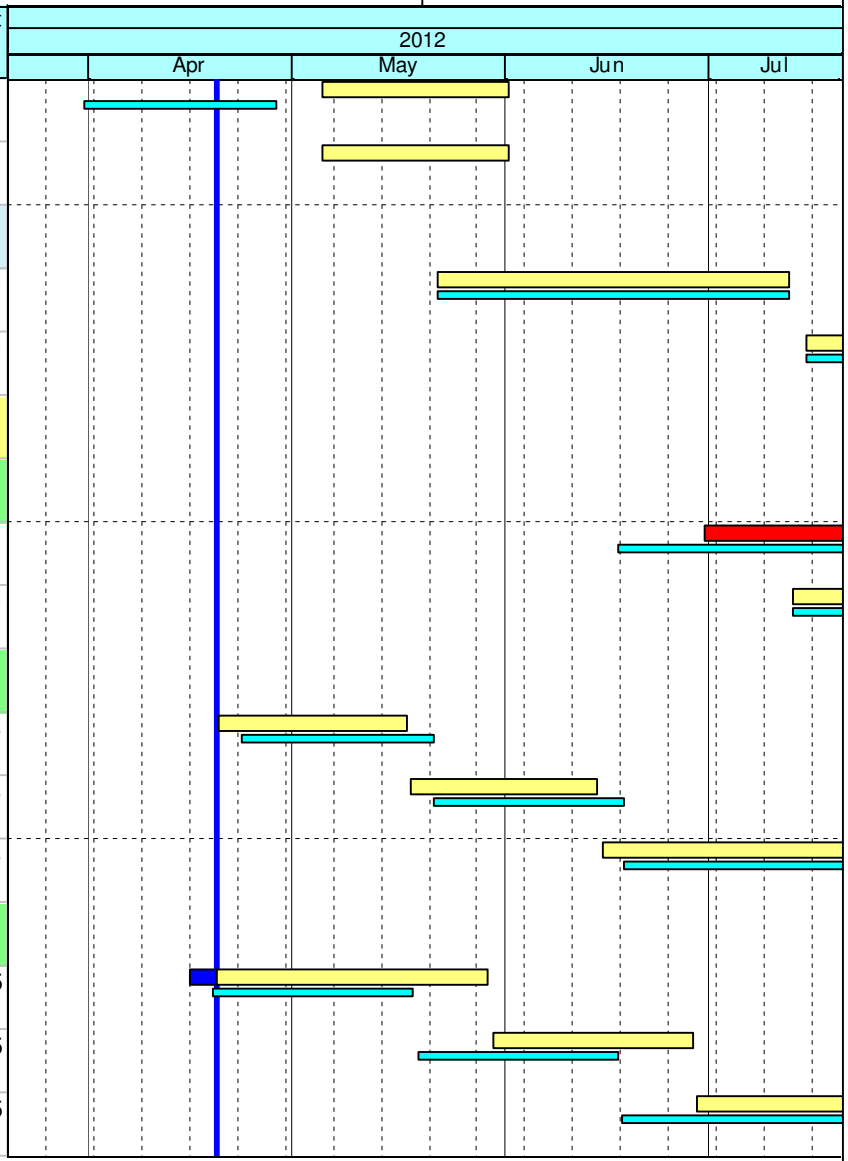

Current Milestone
Level of Effort
Baseline Milestone
Actual Work
Critical Remaining Work
Remaining Work
Project Baseline

Leighton Contractors (Asia) Limited
Programme Update 19 (Apr 2012)
THREE MONTH ROLLING

Project ID: U019
Baseline: DCP3-3
Layout: Update Three Month Rolling U018

U019 Programme Update 19 (Apr 2012)			
Date	Revision	Checked	Approv...
21-Apr-12	U019	RC	DS
21-Mar-12	U018	RC	DS

Data Date: 20-Apr-12
Print Date: 25-Apr-12

HY/2009/18 Central - Wan Chai Bypass (Central Interchange)

TASK filters: 3 Months, Not HL.

LEIGHTON

Activity ID	Activity Name	Original Durati...	Start	Finish	Total Float
Bridge Bearings					
3843	BEAR - Prepare & Submit Design & Particulars of Bearings	30	21-Jun-12*	20-Jul-12	285
Utilities Support Bridge (Man Yiu Street)					
3922	USB - Utilities Support Bridge Procurement	22	17-Jan-12 A	25-Apr-12	13
3923	USB - Utilities Support Bridge Manufacture and Delivery, Mobilization	57	26-Apr-12	21-Jun-12	13
Establishment, Mobilisation & Advanced Works					
Instrumentation and Monitoring					
11001	INS - Portion III Initial Reading	30	20-Mar-12 A	30-Apr-12	408
SECTION 3A - ALL TUNNEL WORKS IN PORTION IIIB					
CWB Tunnel - CH1685 to CH1704					
Preliminaries					
1310	IIIA - Divert Existing Utilities	50	05-Nov-11 A	23-Mar-12 A	
CWB Tunnel Structure					
1320	1685-1704 - Construct Guide Walls	27	04-Jan-12 A	24-Apr-12	80
1388	1685-1704 - Ground Pre-Treatment & Stitch Coring	26	20-Apr-12	22-May-12	58
1340	1685-1695 - Construct D-Wall Barrettes (thru old seawall)	24	28-Jun-12	26-Jul-12	28
SECTION 3B - ALL TUNNEL WORKS IN PORTION IIIC					

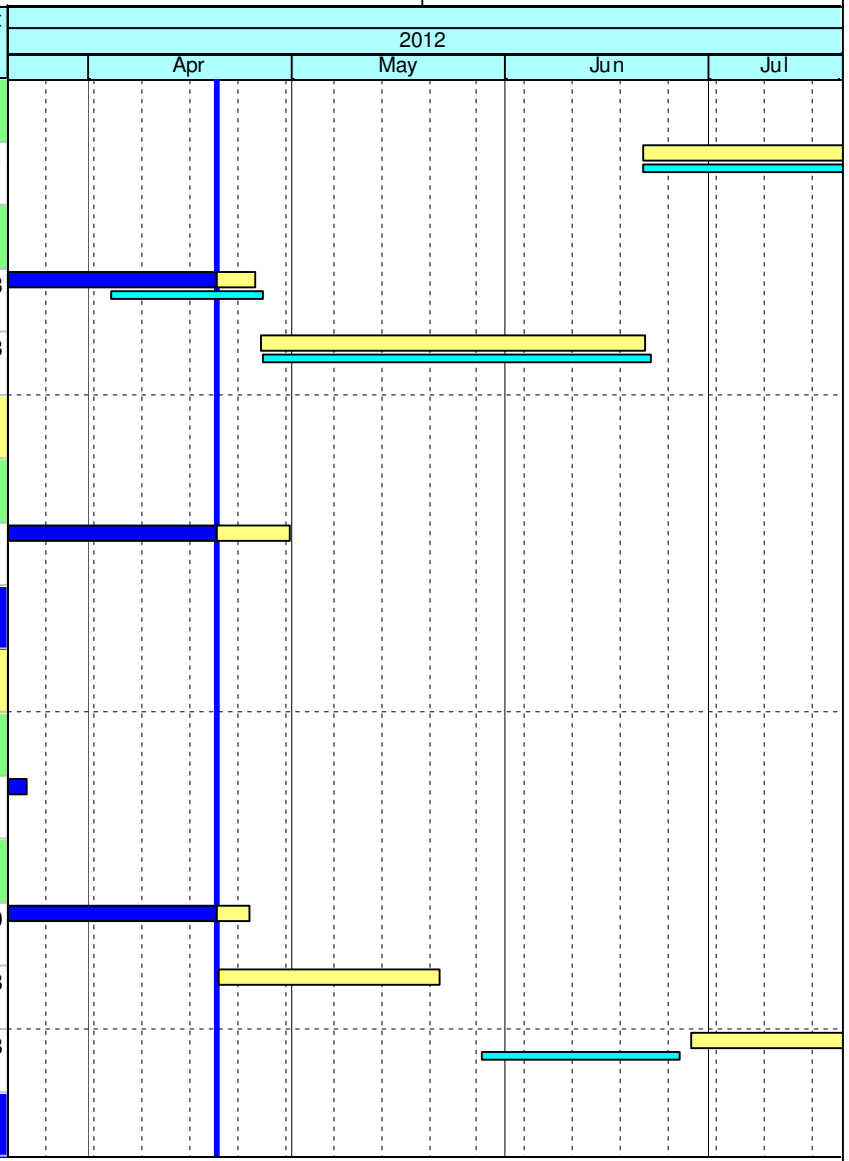

Current Milestone
Level of Effort
Baseline Milestone
Actual Work
Critical Remaining Work
Remaining Work
Project Baseline

Leighton Contractors (Asia) Limited
Programme Update 19 (Apr 2012)
THREE MONTH ROLLING

Project ID: U019
Baseline: DCP3-3
Layout: Update Three Month Rolling U018

U019 Programme Update 19 (Apr 2012)

Date	Revision	Checked	Approv...
21-Apr-12	U019	RC	DS
21-Mar-12	U018	RC	DS

Data Date: 20-Apr-12
Print Date: 25-Apr-12

HY/2009/18 Central - Wan Chai Bypass (Central Interchange)

TASK filters: 3 Months, Not HL.

LEIGHTON

Activity ID	Activity Name	Original Durati...	Start	Finish	Total Float
CWB Tunnel - CH1825 to CH2600					
CWB Tunnel Internal Works					
1368	1825-2600 - Access Available via Roof Opening at CH1700	0		20-Apr-12	38
1370	2213-2600 - Construct Insitu Roof Kickers	78	20-Apr-12	24-Jul-12	38
SECTION 4B - ALL TUNNEL WORKS IN PORTION IVC, IVD, IVE & IVF					
CWB Tunnel - CH1480 to CH1580					
Preliminaries					
1379	IVC - Temp. Divert Finance St.	12	20-Apr-12	05-May-12	51
1346	IVC - Reinstate Drainage along Finance Street (Stage 2)	26	07-May-12	05-Jun-12	51
1352	IVC - Reinstate Finance Street (Stage2 Area)	12	06-Jun-12	19-Jun-12	51
CWB Tunnel Structure					
11006	1480-1580 - Construct D-Wall / Barrettes (Exclude W2D11)	74	27-Sep-11 A	20-Mar-12 A	
1571	1480-1580 - Sonic Test, Interface Core Test & Full Core Test	24	02-Dec-11 A	24-Apr-12	15
1409	1480-1580 - Construct D-Wall (W2D11)	10	05-Mar-12 A	20-Mar-12 A	
1468	1480-1580 - Construct D-Wall (W2D18)	10	07-Mar-12 A	20-Mar-12 A	
1411	1480-1580 - Slurry Wall (Ch1480)	15	08-Mar-12 A	30-Mar-12 A	
1491	1480-1580 - Installation of Pump Well	24	09-Mar-12 A	20-Apr-12 A	

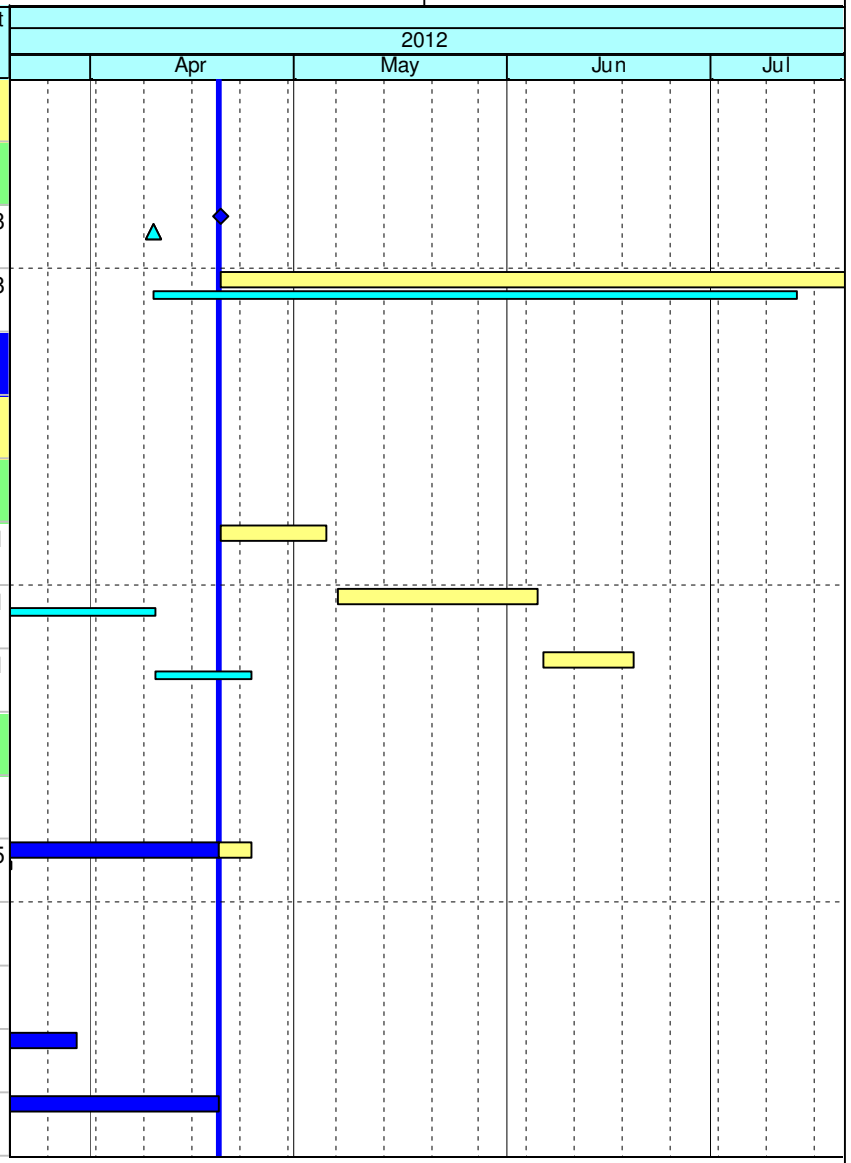

Current Milestone
Level of Effort
Baseline Milestone
Actual Work
Critical Remaining Work
Remaining Work
Project Baseline

Leighton Contractors (Asia) Limited
Programme Update 19 (Apr 2012)
THREE MONTH ROLLING

Project ID: U019
Baseline: DCP3-3
Layout: Update Three Month Rolling U018

U019 Programme Update 19 (Apr 2012)

Date	Revision	Checked	Approv...
21-Apr-12	U019	RC	DS
21-Mar-12	U018	RC	DS

Data Date: 20-Apr-12
Print Date: 25-Apr-12

HY/2009/18 Central - Wan Chai Bypass (Central Interchange)

TASK filters: 3 Months, Not HL.

LEIGHTON

Activity ID	Activity Name	Original Durati...	Start	Finish	Total Float
1408	1480-1580 - Construct D-Wall (W2D8)	11	17-Mar-12 A	31-Mar-12 A	
1575	1480-1580 - Slurry Wall (Ch1580)	14	10-Apr-12 A	23-Apr-12	4
1347	1480-1580 - Excavate for Top Slabs	18	18-Apr-12 A	08-May-12	5
1572	1480-1580 - Pump Test	12	24-Apr-12	09-May-12	4
1349	1480-1580 - Construct Top Slabs	24	09-May-12	05-Jun-12	5
1580	1480-1580 - Excavate & Lateral Support to Bottom of CWB Tunnel(1480-1600)	100	10-May-12	05-Sep-12	4
11300	1480-1580 - Excavate 1st Layer	36	10-May-12	20-Jun-12	4
11320	1480-1580 - Erect 1st Layer Support	33	30-May-12	09-Jul-12	4
1517	1480-1580 - Excavate 2nd Layer	15	10-Jul-12	26-Jul-12	4
1519	1480-1580 - Erect 2nd Layer Support	15	17-Jul-12	02-Aug-12	4
SECTION 4A - ALL TUNNEL WORKS IN PORTION IVA, IVB, IVG & IVH					
CWB Tunnel - CH1580 to CH1646					
Preliminaries					
1657	IVA & IVG - Divert Existing Utilities WSD, HGC	26	03-Apr-12 A	10-Apr-12 A	
1566	IVA & IVG - Divert Existing Utilities HEC (Changeover)	29	20-Apr-12	25-May-12	0
CWB Tunnel Structure					
1663	1580-1646 - Pre-drilling (Site Investigation) W1D20 - W1D30, BC12 - BC15	30	30-Jul-11 A	30-Mar-12 A	

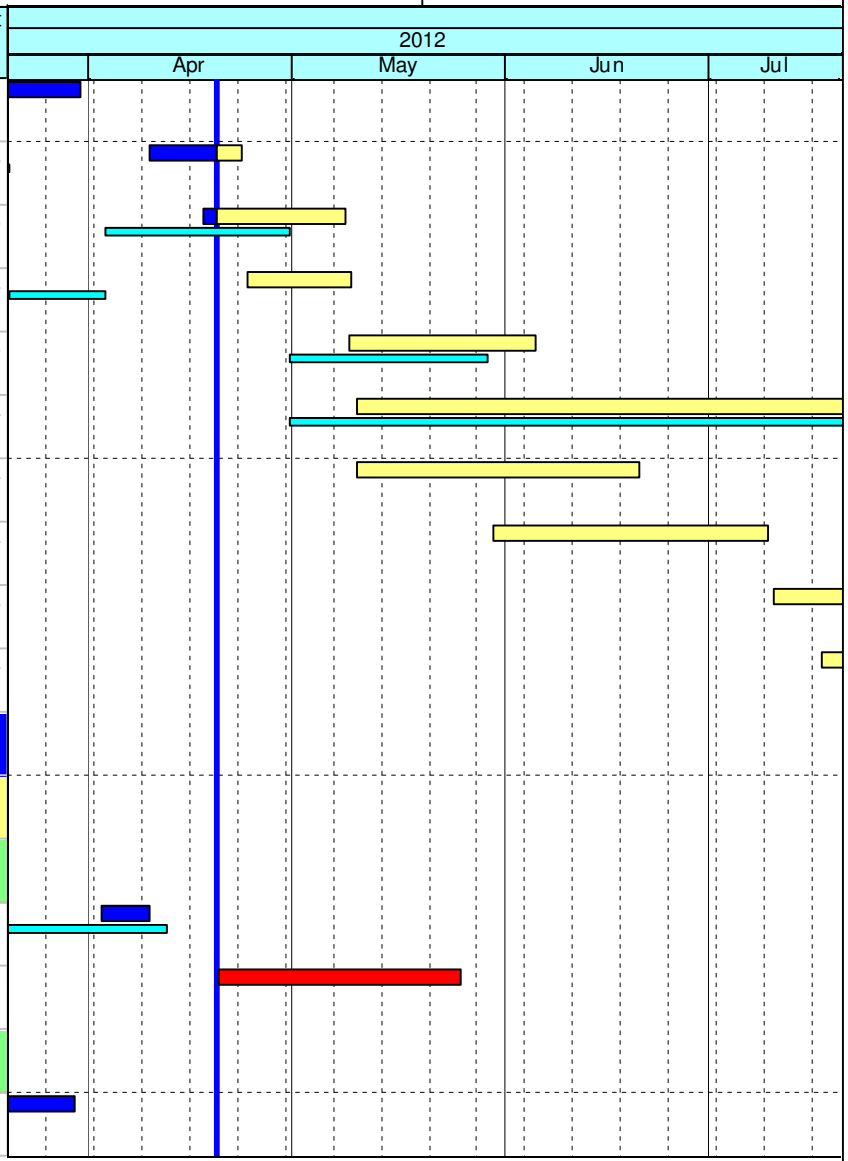

Current Milestone
Level of Effort
Baseline Milestone
Actual Work
Critical Remaining Work
Remaining Work
Project Baseline

Leighton Contractors (Asia) Limited
Programme Update 19 (Apr 2012)
THREE MONTH ROLLING

Project ID: U019
Baseline: DCP3-3
Layout: Update Three Month Rolling U018

U019 Programme Update 19 (Apr 2012)

Date	Revision	Checked	Approv...
21-Apr-12	U019	RC	DS
21-Mar-12	U018	RC	DS

Data Date: 20-Apr-12
Print Date: 25-Apr-12

HY/2009/18 Central - Wan Chai Bypass (Central Interchange)

TASK filters: 3 Months, Not HL.

LEIGHTON

Activity ID	Activity Name	Original Durati...	Start	Finish	Total Float
1664	1580-1646 - Construct Guide Walls W1D20 - W1D30, BC12 - BC15	48	30-Jul-11 A	24-Apr-12	29
1341	1580-1646 - Construct Guide Walls (W2D20 - W2D30) Exclude W2D28	18	12-Dec-11 A	24-Apr-12	41
1665	1580 - 1646 - Construct D-Wall / Barrettes 1600 - 1646	46	09-Jan-12 A	13-Jun-12	0
1387	1580 - 1646 - Construct Utilities Bridges	26	08-Mar-12 A	02-Apr-12 A	
1482	1580 - 1646 - Construct D-Wall (W1D24)	5	19-Mar-12 A	24-Mar-12 A	
1487	1580 - 1646 - Construct D-Wall (W2D23)	12	20-Mar-12 A	03-Apr-12 A	
1485	1580 - 1646 - Construct D-Wall (W2D20)	6	22-Mar-12 A	28-Mar-12 A	
1483	1580 - 1646 - Construct D-Wall (W1D23)	14	27-Mar-12 A	19-Apr-12 A	
1488	1580 - 1646 - Construct D-Wall (W2D19)	6	29-Mar-12 A	05-Apr-12 A	
1509	1580 - 1646 - Construct D-Wall (BC13)	16	29-Mar-12 A	05-May-12	1
1511	1580 - 1646 - Construct D-Wall (BC12)	16	11-Apr-12 A	27-Apr-12	6
1515	1580 - 1646 - Construct D-Wall (BC11)	14	30-Apr-12	16-May-12	24
1513	1580 - 1646 - Construct D-Wall (BC14)	12	07-May-12	19-May-12	1
1666	1580-1646 - Slurry Wall	24	16-May-12	12-Jun-12	1
1567	1580 - 1646 - Construct D-Wall (W1D30)	8	26-May-12	04-Jun-12	0
1568	1580 - 1646 - Construct D-Wall (W1D28)	8	29-May-12	06-Jun-12	0
1569	1580 - 1646 - Construct D-Wall (W1D29)	8	31-May-12	08-Jun-12	0

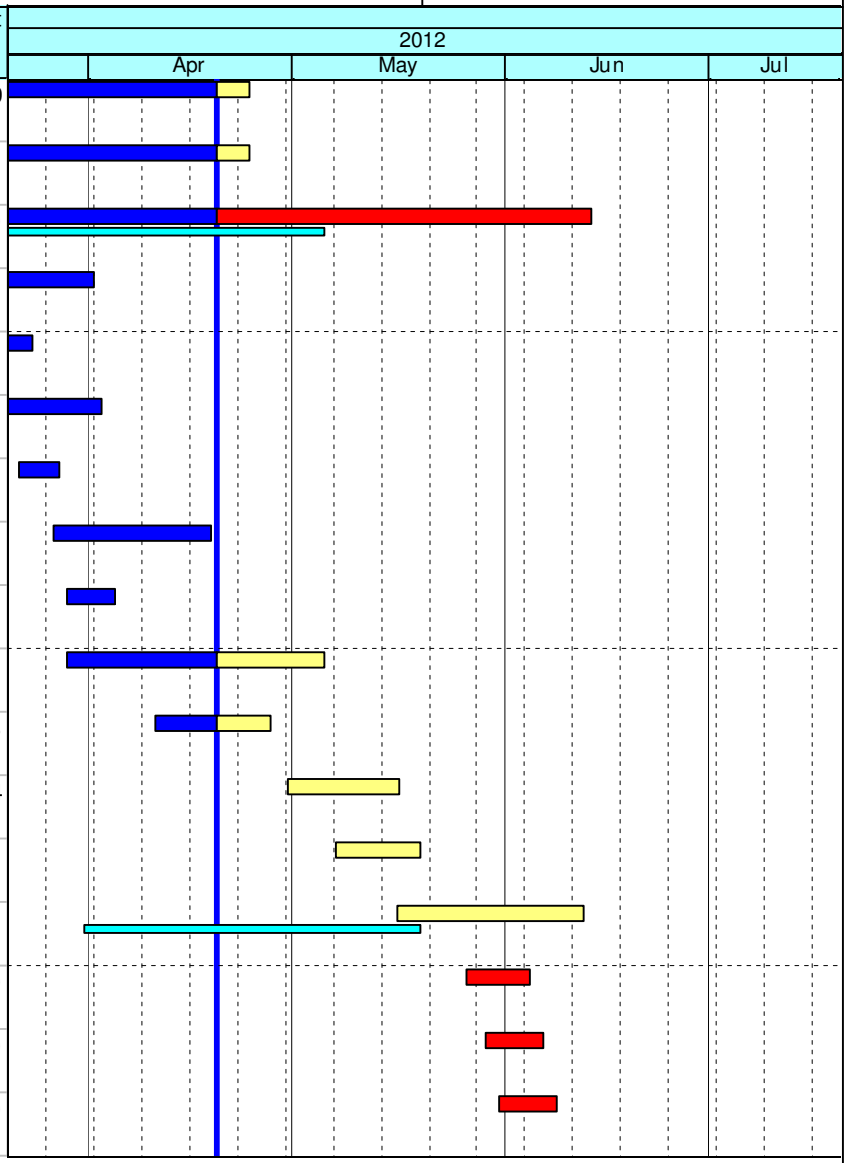

Current Milestone
Level of Effort
Baseline Milestone
Actual Work
Critical Remaining Work
Remaining Work
Project Baseline

Leighton Contractors (Asia) Limited
Programme Update 19 (Apr 2012)
THREE MONTH ROLLING

Project ID: U019
Baseline: DCP3-3
Layout: Update Three Month Rolling U018

U019 Programme Update 19 (Apr 2012)

Date	Revision	Checked	Approv...
21-Apr-12	U019	RC	DS
21-Mar-12	U018	RC	DS

Data Date: 20-Apr-12
Print Date: 25-Apr-12

HY/2009/18 Central - Wan Chai Bypass (Central Interchange)

TASK filters: 3 Months, Not HL.

LEIGHTON

Activity ID	Activity Name	Original Durati...	Start	Finish	Total Float
1573	1580 - 1646 - Construct D-Wall (W2D30)	8	02-Jun-12	11-Jun-12	77
1574	1580 - 1646 - Construct D-Wall (W2D29)	8	05-Jun-12	13-Jun-12	77
1667	1580-1646 - Sonic Test, Interface Core Test & Full Core Test	24	14-Jun-12	13-Jul-12	25
1668	1580-1646 - Pump Test	12	14-Jun-12	28-Jun-12	1
1391	1580-1646 - Excavate Top Slab	18	29-Jun-12	20-Jul-12	1
CWB Tunnel - CH1646 to CH1685					
CWB Tunnel Structure					
2540	1646-1685 - Pre-drilling (Site Investigation)	25	15-Dec-11 A	23-Apr-12	9
2550	1646-1685 - Construct Guide Walls	25	20-Apr-12	21-May-12	4
1389	1646-1685 - Ground Treatment	12	24-Apr-12	09-May-12	14
2560	1646-1685 - Construct Barrettes BC16-BC18, BC21, BC22	27	26-May-12	27-Jun-12	0
1561	1646-1685 - Construct Barrettes BC21	12	26-May-12	08-Jun-12	0
1562	1646-1685 - Construct Barrettes BC22	12	30-May-12	12-Jun-12	66
1563	1646-1685 - Construct Barrettes BC16	12	04-Jun-12	16-Jun-12	66
1564	1646-1685 - Construct Barrettes BC17	12	08-Jun-12	21-Jun-12	66
2705	1646-1685 - Install Pipe/Sheet Pile Wall	50	09-Jun-12	08-Aug-12	0
1565	1646-1685 - Construct Barrettes BC18	12	13-Jun-12	27-Jun-12	66

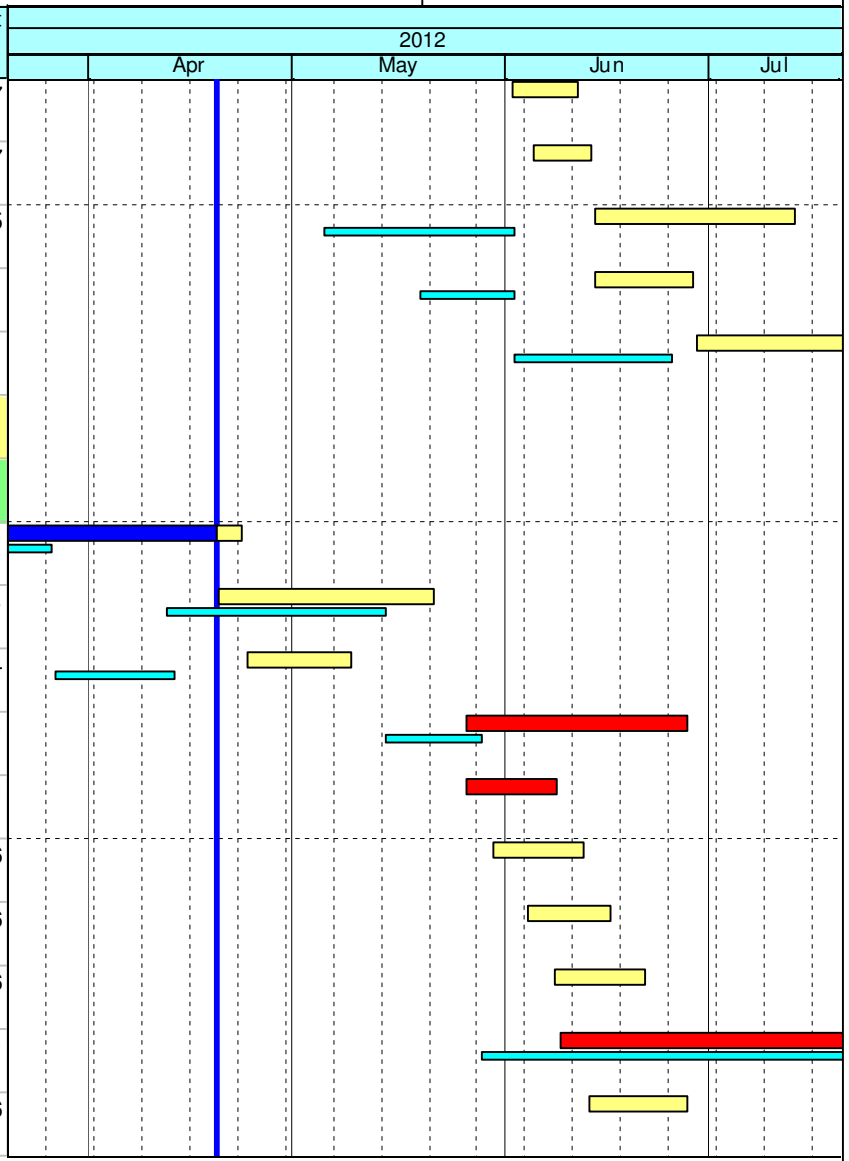

Current Milestone
Level of Effort
Baseline Milestone
Actual Work
Critical Remaining Work
Remaining Work
Project Baseline

Leighton Contractors (Asia) Limited
Programme Update 19 (Apr 2012)
THREE MONTH ROLLING

Project ID: U019
Baseline: DCP3-3
Layout: Update Three Month Rolling U018

U019 Programme Update 19 (Apr 2012)

Date	Revision	Checked	Approv...
21-Apr-12	U019	RC	DS
21-Mar-12	U018	RC	DS

Data Date: 20-Apr-12
Print Date: 25-Apr-12

HY/2009/18 Central - Wan Chai Bypass (Central Interchange)

TASK filters: 3 Months, Not HL.

LEIGHTON

Activity ID	Activity Name	Original Durati...	Start	Finish	Total Float
2562	1646-1685 - Sonic Test, Interface Core Test & Full Core Test	9	28-Jun-12	09-Jul-12	69
SECTION 5 - ALL WORKS IN PORTION V & VA					
General Surface Works					
Formation & Roadworks - Man Kwong Street West Bound					
2102	MKSVWB - Tree Transplanting / Felling	25	30-Jan-12 A	12-May-12	239
2100	MKSVWB - Site Clearance	25	17-Apr-12 A	21-May-12	179
2110	MKSVWB - U/G Drainage & Ducts	50	17-Apr-12 A	17-Sep-12	156
1157	MKSVWB - Divert Gas Main and Existing Utilities	82	23-Apr-12	31-Jul-12	179
CWB Trough B - CH1360 to CH1480					
Trough Structure					
Trough Phase 1					
1990	TRB - Excavate & Lateral Support - Trough Center Portion	40	20-Mar-12 A	20-Apr-12 A	
2000	TRB - Construct Trough Slab - Phase 1 Center Portion	50	14-Apr-12 A	09-Jun-12	164
1267	TRB - Excavte Lateral Support - Phase 1 North Portion	21	11-Jun-12	06-Jul-12	164
1268	TRB - Construct Trough Slab - Phase 1 North Porti...	50	07-Jul-12	03-Sep-12	164
Trough Phase 2b					
1273	TRB - Sheet Pile Wall - Phase 2b	50	09-Jan-12 A	05-May-12	73

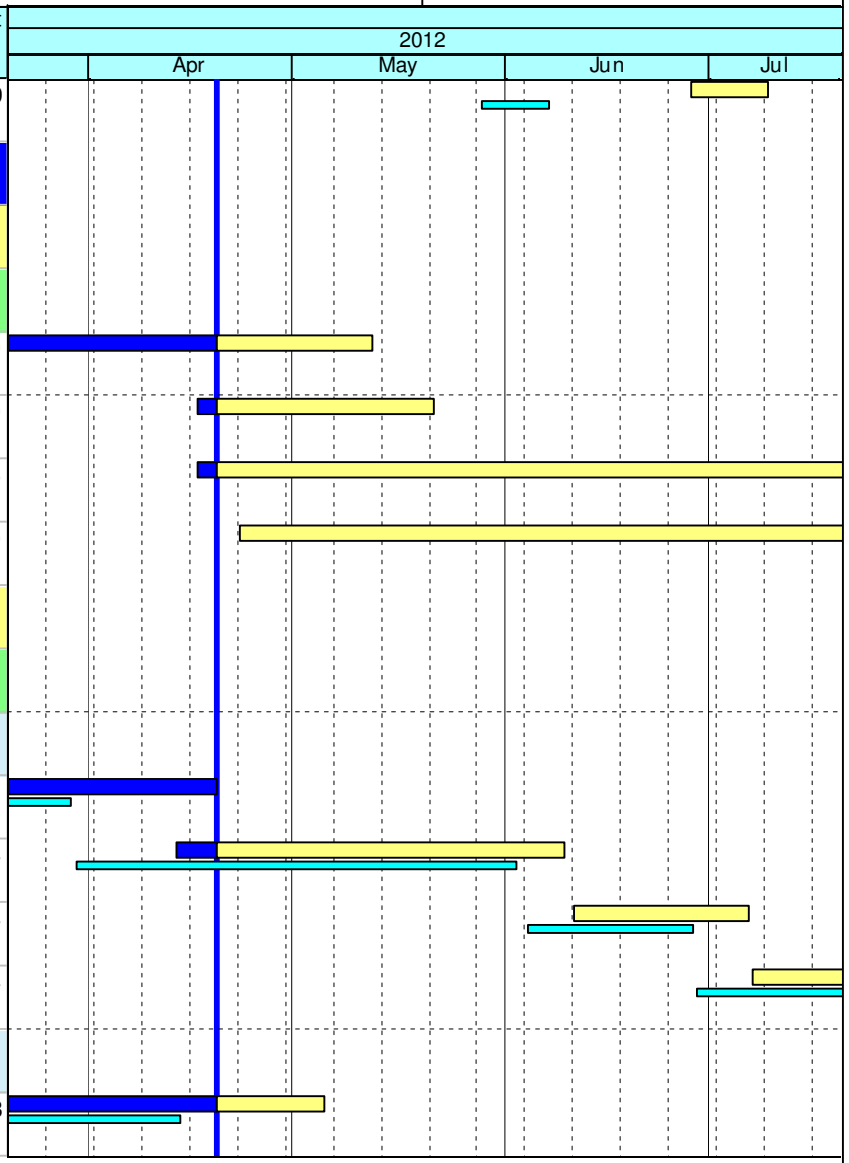

Current Milestone
Level of Effort
Baseline Milestone
Actual Work
Critical Remaining Work
Remaining Work
Project Baseline

Leighton Contractors (Asia) Limited
Programme Update 19 (Apr 2012)
THREE MONTH ROLLING

Project ID: U019
Baseline: DCP3-3
Layout: Update Three Month Rolling U018
Page 11 of 12

U019 Programme Update 19 (Apr 2012)

Date	Revision	Checked	Approv...
21-Apr-12	U019	RC	DS
21-Mar-12	U018	RC	DS

Data Date: 20-Apr-12
Print Date: 25-Apr-12

HY/2009/18 Central - Wan Chai Bypass (Central Interchange)

TASK filters: 3 Months, Not HL.

LEIGHTON

Activity ID	Activity Name	Original Durati...	Start	Finish	Total Float
1521	TRB - Grout Curtain for Phase 2b	25	07-May-12	04-Jun-12	73
1308	TRB - Phase 2b Pump Test	12	05-Jun-12	18-Jun-12	73
1274	TRB - Excavate & Lateral Support - Trough 2b	93	19-Jun-12	09-Oct-12	96
11600	TRB - Excavate 1st Layer	18	19-Jun-12	11-Jul-12	73
11610	TRB - Erect 1st Layer Support	10	12-Jul-12	23-Jul-12	73
SECTION 6 - ALL WORKS IN PORTION VI					
General Surface Works					
Formation & Roadworks - Man Kwong Street West Bound					
2502	MKSVIWB - Tree Transplanting / Felling	25	30-Jan-12 A	12-May-12	264
1167	Notification to MTR for Commencement of Works at MTR Protection Zone (Portion VI)	0	03-Apr-12 A		
2510	MKSVIWB - U/G Drainage & Ducts	50	17-Apr-12 A	17-Sep-12	181
2500	MKSVIWB - Site Clearance	25	17-Apr-12 A	21-May-12	204
1576	MKSVIWB - Gas Main Installation	81	24-Apr-12	31-Jul-12	204

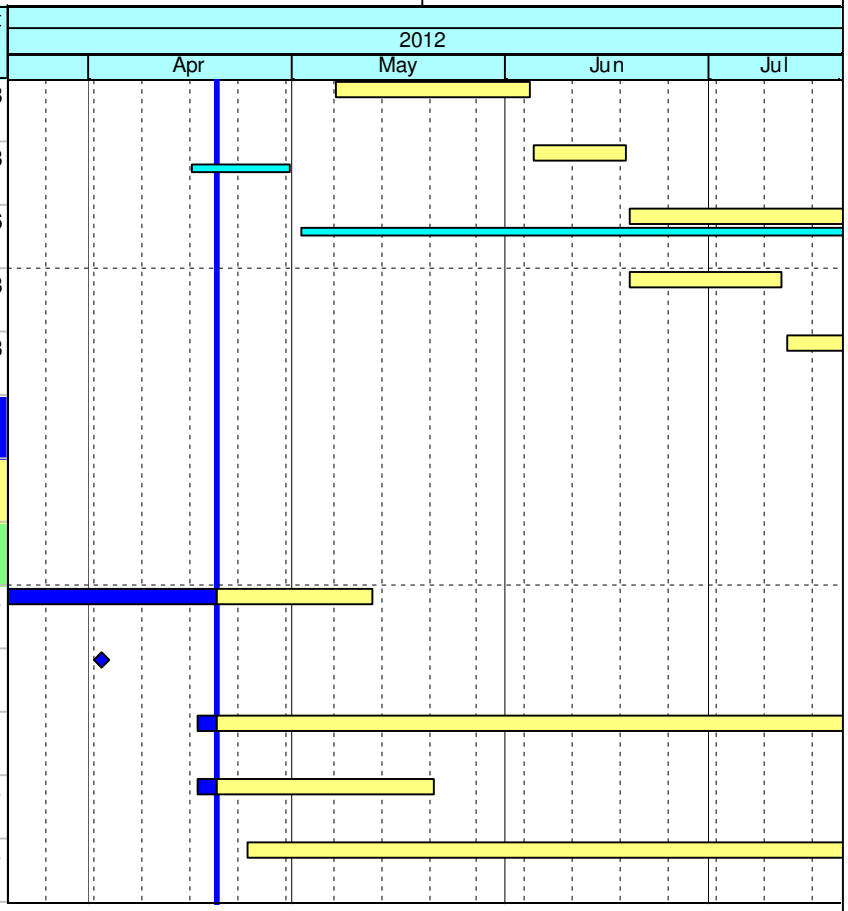

Current Milestone
Level of Effort
Baseline Milestone
Actual Work
Critical Remaining Work
Remaining Work
Project Baseline

Leighton Contractors (Asia) Limited
Programme Update 19 (Apr 2012)
THREE MONTH ROLLING

Project ID: U019
Baseline: DCP3-3
Layout: Update Three Month Rolling U018

U019 Programme Update 19 (Apr 2012)

Date	Revision	Checked	Approv...
21-Apr-12	U019	RC	DS
21-Mar-12	U018	RC	DS

Contract No. HK/2008/01
Wan Chai Development Phase II - Central Wan Chai Bypass - Central - Wan Chai Bypass at HKCEC
Working Programme for Diaphragm Wall Construction Works

Activity Description	Start	Finish
Management organization of Main Construction Companies	18/5/11	18/5/11
Work schedule and location plans	12/7/11	12/7/11
Noise Management Plan	9/6/11	9/6/11
Landscape Plan	10/8/11	10/8/11
Stage 1		
Diaphragm Wall Construction	25/8/11	31/1/12
Excavation Works	12/12/11	3/2/12
CWB + SCL Structural Works	19/12/11	29/2/12
Stage 2		
Diaphragm Wall Construction	7/5/12	1/11/12
Excavation Works	23/11/12	2/7/13
CWB + SCL Structural Works	12/3/13	24/3/14
Stage 3		
Diaphragm Wall Construction	16/5/14	3/7/14
Excavation Works	23/7/14	9/10/14
CWB + SCL Structural Works	30/7/14	12/12/14
Misc. Works		
CWB Associated Facilities and Backfilling to Formation	29/10/14	17/4/15



Last Updated on: 6-Aug-2011

Wan Chai Development Phase II - Central - Wan Chai Bypass at Wan Chai East CONTRACT HK/2009/02

CHUN WO - CRGL JV

Wan Chai Development Phase II - Central - Wan Chai Bypass at Wan Chai East

Expanded and More Detailed Initial Works Programme

Activity ID	Activity Name	OD	Start	Finish	% Complete
Section IX B Works - Central - Wan Chai Bypass Tunnel Structure from chainage 3400 to eastern tunnel					
Tunnel Portion 1					
S9B-T1-0005	Tunnel portion 1 Predrill & guide wall	10	18-Feb-11	13-Apr-11	40%
S9B-T1-0007	Tunnel Portion 1 Bored Piling works	105	09-Feb-11	08-Aug-11	0%
S9B-T1-0010	Tunnel portion 1 diaphragm wall works	105	26-Apr-11	27-Aug-11	0%
S9B-T1-0015	Tunnel portion 1 Pump Test and demobilization of Silos equipments	35	20-Aug-11	30-Sep-11	0%
S9B-T1-0020	Tunnel portion 1 ELSW excavation	130	03-Oct-11	07-Mar-12	0%
S9B-T1-0030	Tunnel portion 1 structure construction	100	08-Mar-12	09-Jul-12	0%
S9B-T1-0040	Tunnel portion 1 backfilling and ELSW removal	54	10-Jul-12	10-Sep-12	0%
Tunnel Portion 2					
S9B-T1-0105	Tunnel portion 2 Predrill & guide wall	10	02-Aug-12	13-Aug-12	0%
S9B-T2-0010	Tunnel portion 2 diaphragm wall and bored pile works	100	14-Aug-12	10-Dec-12	0%
S9B-T2-0015	Tunnel portion 2 Pump Test	14	03-Dec-12	18-Dec-12	0%
S9B-T2-0020	Tunnel portion 2 ELSW excavation	80	11-Dec-12	19-Mar-13	0%
S9B-T2-0030	Tunnel portion 2 structure construction	100	20-Mar-13	22-Jul-13	0%
S9B-T2-0040	Tunnel portion 2 backfilling and ELSW removal	80	23-Jul-13	25-Oct-13	0%
Tunnel Portion 3					
S9B-T3-0005	HEC 132kv diversion at Wan Shing Street Completed	0	01-Apr-12*		0%
S9B-T3-0008	Tunnel portion 3 Predrill & guide wall	20	02-Oct-12	25-Oct-12	0%
S9B-T3-0010	Remaining diaphragm wall, bored piles and temporary pipe pile wall at tunnel portion 3	50	26-Oct-12	22-Dec-12	0%
S9B-T3-0015	Tunnel portion 3 Pump Test	30	15-Dec-12	22-Jan-13	0%
S9B-T3-0020	Tunnel portion 3 ELSW excavation	30	15-Jan-13	20-Feb-13	0%
S9B-T3-0030	Tunnel portion 3 structure construction	60	21-Feb-13	06-May-13	0%
S9B-T3-0040	Tunnel portion 3 backfilling and ELSW removal	30	07-May-13	11-Jun-13	0%
Tunnel Portion 4					
S9B-T4-0005	Tunnel portion 4 Predrill & guide wall for section not at approach ramp	21	30-Aug-12	22-Sep-12	0%
S9B-T4-0010	Diaphragm wall and bored pile for steel bridge no.1 above tunnel portion 4	40	24-Sep-12	10-Nov-12	0%
S9B-T4-0020	Diaphragm wall & bored pile works at tunnel portion 4 (section not at approach ramp)	420	11-Sep-12	06-Feb-14	0%
S9B-T4-0025	Tunnel portion 4 Predrill & guide wall (for section at approach ramp)	5	23-Dec-13	30-Dec-13	0%
S9B-T4-0030	Diaphragm wall works for remaining area of tunnel portion 4 (for section at approach ramp)	30	31-Dec-13	06-Feb-14	0%
S9B-T4-0035	Tunnel portion 4 Pump Test	14	28-Jan-14	14-Feb-14	0%
S9B-T4-0040	Tunnel portion 4 ELSW excavation	60	07-Feb-14	19-Apr-14	0%
S9B-T4-0050	Tunnel portion 4 structure construction	110	22-Apr-14	01-Sep-14	0%
S9B-T4-0060	Tunnel portion 4 backfilling and ELSW removal	60	02-Sep-14	13-Nov-14	0%
Section X Works - Central - Wan Chai Bypass Tunnel Structure from western tunnel to chainage 3400					
Tunnel Portion 5					
S10-T5-0005	Tunnel portion 5 Predrill & guide	21	23-Dec-14	19-Jan-15	0%
S10-T5-0010	Tunnel portion 5 diaphragm wall & bored pile works	110	20-Jan-15	04-Jun-15	0%
S10-T5-0015	Tunnel portion 5 pump test	14	13-Jun-15	30-Jun-15	0%
S10-T5-0020	Tunnel portion 5 tunnel ELSW excavation	45	04-Jul-15	25-Aug-15	0%
S10-T5-0030	Tunnel portion 5 tunnel structure construction	90	26-Aug-15	11-Dec-15	0%
Tunnel Portion 6					
S10-T6-0040	Tunnel portion 6 Predrill & guide	12	24-Apr-15	08-May-15	0%
S10-T6-0050	Tunnel portion 6 diaphragm wall & bored pile works at Area 10	45	09-May-15	03-Jul-15	0%
S10-T6-0055	Tunnel portion 6 pump test	14	25-Jun-15	11-Jul-15	0%
S10-T6-0060	Tunnel portion 6 tunnel ELSW excavation at Area 10	45	04-Jul-15	25-Aug-15	0%
S10-T6-0070	Tunnel portion 6 tunnel structure construction at Area 10	58	26-Aug-15	04-Nov-15	0%

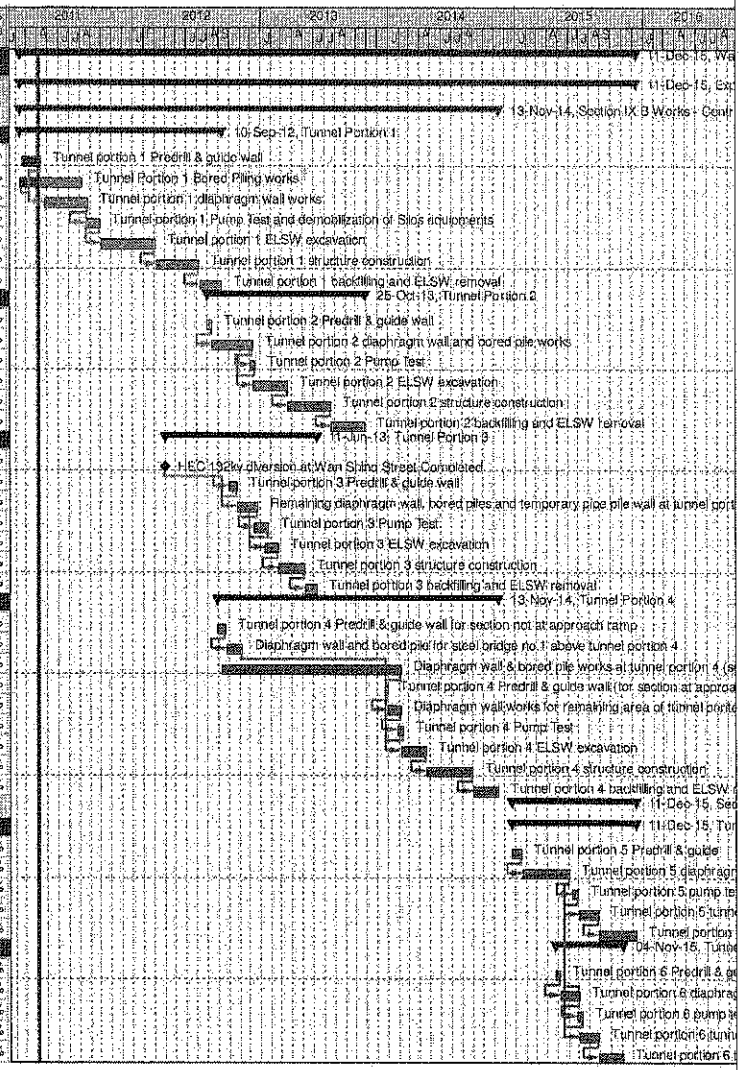

Remaining Level of Effort	◆ Milestone
Actual Level of Effort	Summary
Actual Work	
Remaining Work	
Critical Remaining Work	

後和－中國中鐵聯營
CHUN WO - CRGL JOINT VENTURE

CEDD CONTRACT NO. HK/2009/02

Wan Chai Development Phase II - Central Wan Chai Bypass at Wan Chai East (Contract 2)

Revised Programme dated 7 April 2011

Date	Revision	Checked	Approved
07-Apr-11		KT	KY

Activity ID	Activity Name	Rem Dur	Start	Finish
3MRP - MAR 2012 to JUN 2012				
01 - CONTRACT DATES				
01.1 - Conditions				
0110-1100	PMI for Section 1 of the Works	0		21-Mar-12
01.5 - Period of Site Possession for each Portion				
0150-1000	Site possession Period Portion VI	2030	20-Jan-11 A	10-Oct-17
0150-1100	Site Possession Period Portion VIIA	2030	04-Aug-11 A	10-Oct-17
0150-1200	Site Possession Period Portion VIIB	732	04-Aug-11 A	22-Mar-14
0150-1300	Site Possession Period Portion VIIC	1169	04-Aug-11 A	02-Jun-15
0150-1400	Site Possession Period Portion VIID	732	04-Aug-11 A	22-Mar-14
0150-1500	Site Possession Period Portion XI	622	05-Oct-11 A	03-Dec-13
0150-1700	Site Possession Period Portion IB	732	10-Nov-11 A	22-Mar-14
0150-1800	Site Possession Period Portion IC	1169	10-Nov-11 A	02-Jun-15
0150-1900	Site Possession Period Portion ID	732	10-Nov-11 A	22-Mar-14
0150-2000	Site Possession Period Portion X	2030	10-Nov-11 A	10-Oct-17
0150-2100	Site Possession Period Portion III	2030	31-Dec-11 A	10-Oct-17
0150-2200	Site Possession Period Portion VA	2030	31-Dec-11 A	10-Oct-17
0150-2300	Site Possession Period Portion VB	976	31-Dec-11 A	21-Nov-14
0150-2400	Site Possession Period Portion VC	2030	31-Dec-11 A	10-Oct-17
0150-2500	Site Possession Period Portion VD	1233	31-Dec-11 A	05-Aug-15
02 - PRE-CONSTRUCTION WORKS				
02.2 - Contractor's Submission				
0220-1250	Concrete Ready Mix/Design Mix - Concrete Plant Trials & Approval	8	04-Aug-11 A	28-Mar-12
0220-1260	Drainage Pipes & Materials - Submission	7	15-Sep-11 A	27-Mar-12
0220-1270	Drainage Pipes & Materials - ER Review/Comment	14	28-Mar-12	10-Apr-12
0220-1280	Drainage Pipes & Materials - Resubmission	7	11-Apr-12	17-Apr-12
0220-1290	Drainage Pipes & Materials - ER Approval	14	18-Apr-12	01-May-12
0220-1300	Drainage Pipes & Materials - Procurement & Delivery	14	25-Apr-12	08-May-12
0220-1360	Tunnel Structures Materials - Submission	28	21-Mar-12	17-Apr-12
0220-1370	Tunnel Structures Materials - ER Review/Comment	28	18-Apr-12	15-May-12
0220-1380	Tunnel Structures Materials - Resubmission	14	16-May-12	29-May-12
0220-1390	Tunnel Structures Materials - ER Approval	21	30-May-12	19-Jun-12
0220-1460	Bridge Bearing - Submission	15	10-Oct-11 A	04-Apr-12
0220-1470	Bridge Bearing - ER Review/Comment	28	05-Apr-12	02-May-12
0220-1480	Bridge Bearing - Resubmission	14	03-May-12	16-May-12
0220-1490	Bridge Bearing - ER Approval	28	17-May-12	13-Jun-12
02.3 - Method Statement / Shop Drawings				
0230-1131	MS Marine Piling - Submission (low headroom)	28	21-Mar-12	17-Apr-12
0230-1132	MS Marine Piling - ER Review & Comment (low headroom)	28	18-Apr-12	15-May-12
0230-1133	MS Marine Piling - Resubmission (low headroom)	28	16-May-12	12-Jun-12
0230-1260	MS Cut & Cover Tunnel - Submission	28	21-Mar-12	17-Apr-12
0230-1270	MS Cut & Cover Tunnel - ER Review & Comment	28	18-Apr-12	15-May-12
0230-1280	MS Cut & Cover Tunnel - Resubmission	28	16-May-12	12-Jun-12
0230-1340	MS Pre-cast Segment Bridge - Submission	28	01-Apr-12	28-Apr-12

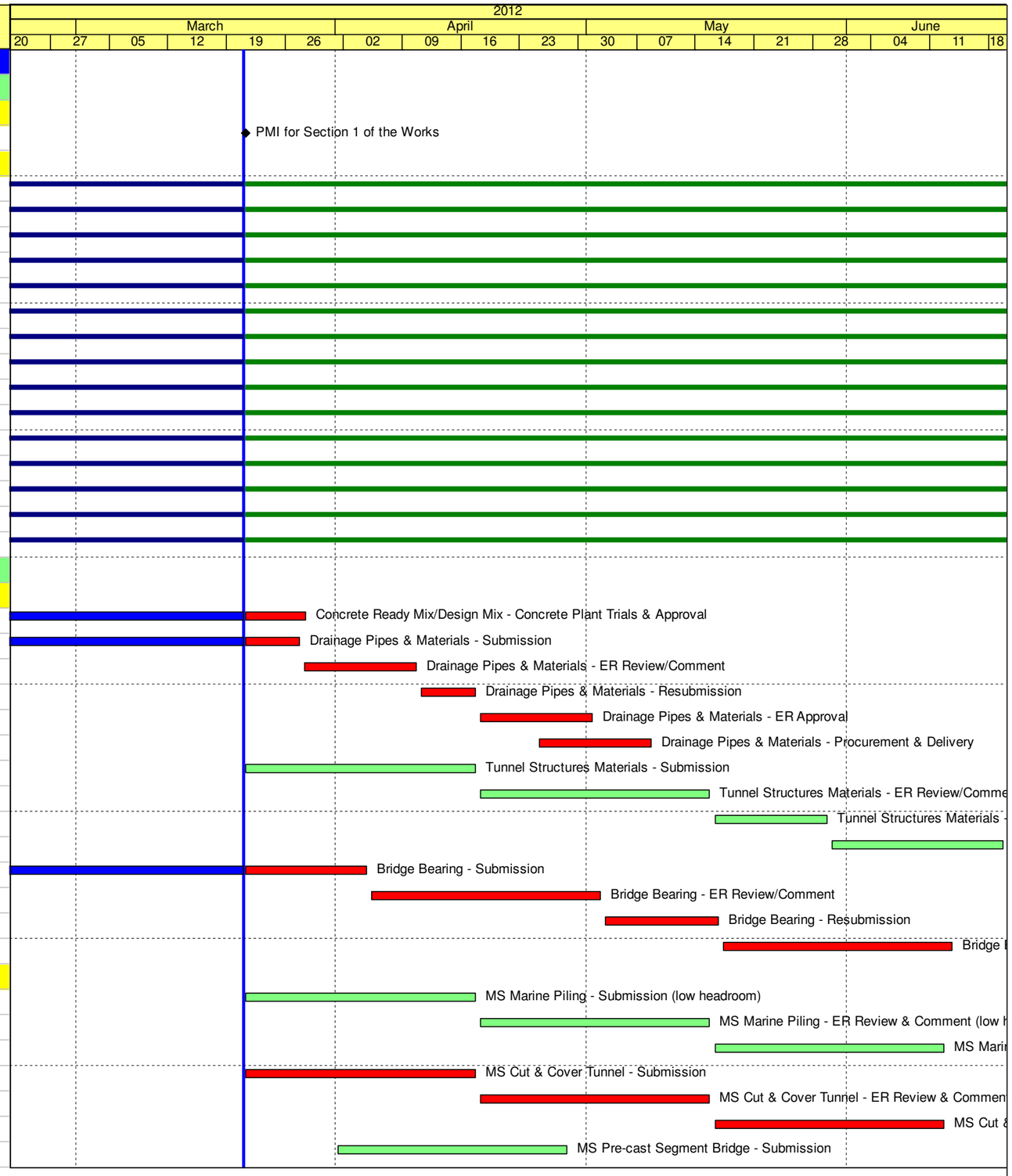

- Remaining Level of Effort
- Actual Level of Effort
- Actual Work
- Remaining Work
- Critical Remaining Work
- Milestone

Contract HY/2009/19

Three Month Rolling Programme (21 MAR 2012 to 20 JUN 2012)

3MRP

3MRP - MAR 2012 to JUN 2012

Activity ID	Activity Name	Rem Dur	Start	Finish
0230-1350	MS Pre-cast Segment Bridge - ER Review & Comment	28	29-Apr-12	26-May-12
0230-1360	MS Pre-cast Segment Bridge - Resubmission	28	27-May-12	23-Jun-12
0230-1460	MS Stressing/Destressing Tendons - Submission	28	21-Mar-12	17-Apr-12
0230-1470	MS Stressing/Destressing Tendons - ER Review & Comment	28	18-Apr-12	15-May-12
0230-1480	MS Stressing/Destressing Tendons - Resubmission	28	16-May-12	12-Jun-12
0230-1540	MS Precasting of Bridge Segment & Beam - Submission	18	14-Dec-11 A	07-Apr-12
0230-1550	MS Precasting of Bridge Segment & Beam - ER Review & Comment	28	08-Apr-12	05-May-12
0230-1560	MS Precasting of Bridge Segment & Beam - Resubmission	36	06-May-12	10-Jun-12
0230-1570	MS Precasting of Bridge Segment & Beam - ER Approval	28	11-Jun-12	08-Jul-12
0230-1700	MS Temporary Bridge TA - Submission	28	03-Jun-12	30-Jun-12
02.4 - Contractor's Design and Build Items				
0240-1010	Temp Bridge "TA" Design - Prep & Submit	60	16-Dec-11 A	19-May-12
0240-1020	Temp Bridge "TA" Design - ER review and comment	28	20-May-12	16-Jun-12
0240-1041	Temp Bridge "TD" Design - Prep & Submit	120	14-Apr-12	11-Aug-12
0240-1090	Int. Noise Enclosure Design - Public Consultation	90	29-Jul-11 A	18-Jun-12
0240-1095	Int. Noise Enclosure Design - ACABAS/ER Consultation/Submission	81	16-Dec-11 A	09-Jun-12
0240-1100	Int. Noise Enclosure Design - ER review & comment	28	10-Jun-12	07-Jul-12
0240-1120	Noise Barrier Design - Public Consultation	90	29-Jul-11 A	18-Jun-12
0240-1122	Noise Barrier Design - ACABAS/ER Consultation/Submission	81	16-Dec-11 A	09-Jun-12
0240-1124	Noise Barrier Design - ER review & comment	28	10-Jun-12	07-Jul-12
0240-1130	Perm. Noise Enclosure Design - Public Consultation	166	14-Feb-12 A	02-Sep-12
02.5 - Bridge Segment/Beam Off-site Precasting				
0250-1000	Propose, approve and set-up Factory for Pre-cast Unit	61	14-Dec-11 A	20-May-12
0250-1100	Geometric Design of the Bridge Segments/Beams	26	14-Dec-11 A	15-Apr-12
0250-1200	Bridge Segment/Beam Mould Preparation	24	15-Apr-12	09-May-12
0250-1300	Trial Casting for Bridge Segment/Beam	18	09-May-12	27-May-12
0250-1400	Preparation for Bridge Segment /Beam Production	30	27-May-12	26-Jun-12
03 - PRELIMINARY WORKS				
03.1 - Site Establishment				
0310-1290	Fabrication of Special Hoarding	64	24-Oct-11 A	07-Jun-12
0310-1300	Hoarding at Portion VA & VB	40	07-Jun-12	26-Jul-12*
0310-1400	Move in Surcharge to Portion III & VD	6	21-Mar-12	27-Mar-12
0310-1500	Surcharge kept on Site	90	28-Mar-12	25-Jun-12
03.2 - Geotechnical Instrumentation & Monitoring Works				
0320-1100	Geotechnical Instrumentation Portion X	60	21-Mar-12	02-Jun-12
03.3 - Interface Works				
0330-1100	Works at FEHD Permanent Depot (Stage 1)	36	21-Mar-12	05-May-12
0330-1110	Submit to FEHD/ER Relocation Sequence & Programme	6	21-Mar-12	27-Mar-12
0330-1120	Relocate FEHD to Permanent Depot at Portions IA & X	12	07-May-12	19-May-12
04 - SECTION 1 OF THE WORKS (Subject to Excision)				
04.1 - Drainage & Sewerage				
0410-0980	Ground investigation + CAR & RAP approval	2	19-Jul-11 A	23-Mar-12
0410-0990	Engineer Instruction to excision of the works	0		23-Mar-12
0410-1010	Confirmatory Investigation/Sample/Tests/Decontamination	60	23-Mar-12	06-Jun-12

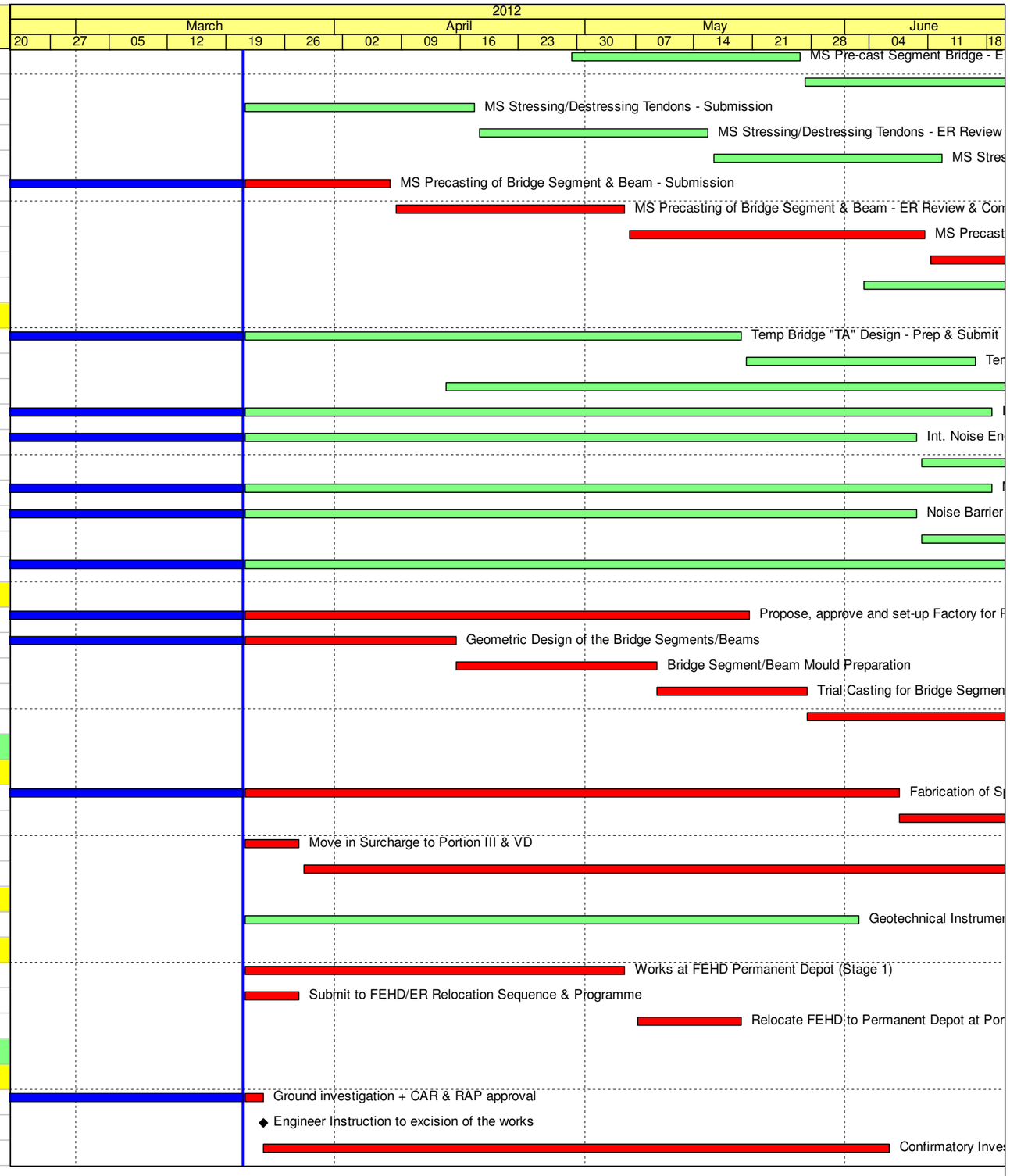

- Remaining Level of Effort
- Actual Level of Effort
- Actual Work
- Remaining Work
- Critical Remaining Work
- Milestone

Contract HY/2009/19

Three Month Rolling Programme (21 MAR 2012 to 20 JUN 2012)

3MRP

3MRP - MAR 2012 to JUN 2012

Activity ID	Activity Name	Rem Dur	Start	Finish
0410-1020	Utility Coordination and Liaison	48	23-Mar-12	23-May-12
0410-1030	Setting Out and Utility Detection & Protection at Portion XI	18	06-Jun-12	28-Jun-12
05 - SECTION 2 & 2A OF THE WORKS				
05.2 - Cut & Cover Tunnel Ch 4932-5149				
05.2.1 - D-Wall Construction				
0521-1710.05	D-wall Panel N106 (6m - 441cu.m)	9	22-Mar-12	31-Mar-12
0521-1710.10	D-wall Panel N105 (4.8m - 354cu.m)	1	07-Mar-12 A	21-Mar-12
0521-1710.15	D-wall Panel N104 (3.4m - 257cu.m)	0	18-Feb-12 A	05-Mar-12 A
0521-1710.60	D-wall Panel N95 (6m - 492cu.m)	0	03-Feb-12 A	27-Feb-12 A
0521-1750.05	D-wall Panel N94 (6m - 497cu.m)	0	28-Feb-12 A	12-Mar-12 A
0521-1750.10	D-wall Panel N93 (6m - 501cu.m)	7	14-Mar-12 A	28-Mar-12
0521-1750.20	D-wall Panel N91 (6m - 472cu.m)	0	07-Feb-12 A	22-Feb-12 A
0521-1750.50	D-wall Panel N85 (6m - 507cu.m)	0	13-Feb-12 A	29-Feb-12 A
0521-1790.10	D-wall Panel N74 (6m - 562cu.m)	10	16-Apr-12*	26-Apr-12
0521-1790.15	D-wall Panel N75 (6m - 554cu.m)	5	12-Mar-12 A	26-Mar-12
0521-1790.20	D-wall Panel N76 (6m - 585cu.m)	0	23-Feb-12 A	09-Mar-12 A
0521-1795.25	D-wall Panel N80 (6m - 537cu.m)	0	08-Feb-12 A	16-Mar-12 A
0521-1800.20	D-wall N65-N70 Pre-drilling (6 nos. - 1 rig@6d/hole)	36	02-Apr-12*	17-May-12
0521-1810	D-wall N59-N70 Grouting for Existing Seawall Rubble Mound	18	18-May-12	07-Jun-12
0521-1820	D-wall N59-N70 Guide Wall	18	08-Jun-12	29-Jun-12
0521-1840	D-wall N52-N58 Pre-drilling (7 nos@6d - 2 rig)	42	18-May-12	07-Jul-12
0521-1990.02	D-wall South Panel (02) S103 (6m - 484cu.m)	0	10-Feb-12 A	24-Feb-12 A
0521-1990.03	D-wall South Panel (03) S109 (6m - 455cu.m)	0	18-Feb-12 A	03-Mar-12 A
0521-1990.04	D-wall South Panel (04) S97	0	27-Feb-12 A	10-Mar-12 A
0521-1990.05	D-wall South Panel (05) S102 (5.96m - 483 cu.m)	0	27-Feb-12 A	14-Mar-12 A
0521-1990.06	D-wall South Panel (06) S104 (6m - 481cu.m)	0	08-Mar-12 A	19-Mar-12 A
0521-1990.07	D-wall South Panel (07) S96	5	12-Mar-12 A	26-Mar-12
0521-1990.08	D-wall South Panel (08) S101 (6m 489cu.m)	9	17-Mar-12 A	30-Mar-12
0521-1990.09	D-wall South Panel (10) S111 (7.65m - 575cu.m)	13	20-Mar-12 A	05-Apr-12
0521-1990.10	D-wall South Panel S98	10	31-Mar-12	14-Apr-12
0521-1990.11	D-wall South Panel S105	10	11-Apr-12	21-Apr-12
0521-1990.12	D-wall South Panel S100	10	18-Apr-12	28-Apr-12
0521-1990.13	D-wall South Panel S95	10	25-Apr-12	07-May-12
0521-1990.14	D-wall South Panel S112	10	03-May-12	14-May-12
0521-1990.15	D-wall South Panel S106	10	10-May-12	21-May-12
0521-1990.16	D-wall South Panel S113	10	17-May-12	28-May-12
0521-1990.17	D-wall South Panel S107	10	24-May-12	04-Jun-12
0521-1990.18	D-wall South Panel S87	8	19-Mar-12 A	29-Mar-12
0521-1990.19	D-wall South Panel S91	10	26-Mar-12	07-Apr-12
0521-1990.20	D-wall South Panel S83	10	02-Apr-12	16-Apr-12
0521-1990.21	D-wall South Panel S92	10	12-Apr-12	23-Apr-12
0521-1990.22	D-wall South Panel S86	10	19-Apr-12	30-Apr-12
0521-1990.23	D-wall South Panel S90	10	26-Apr-12	08-May-12
0521-1990.24	D-wall South Panel S82	10	04-May-12	15-May-12

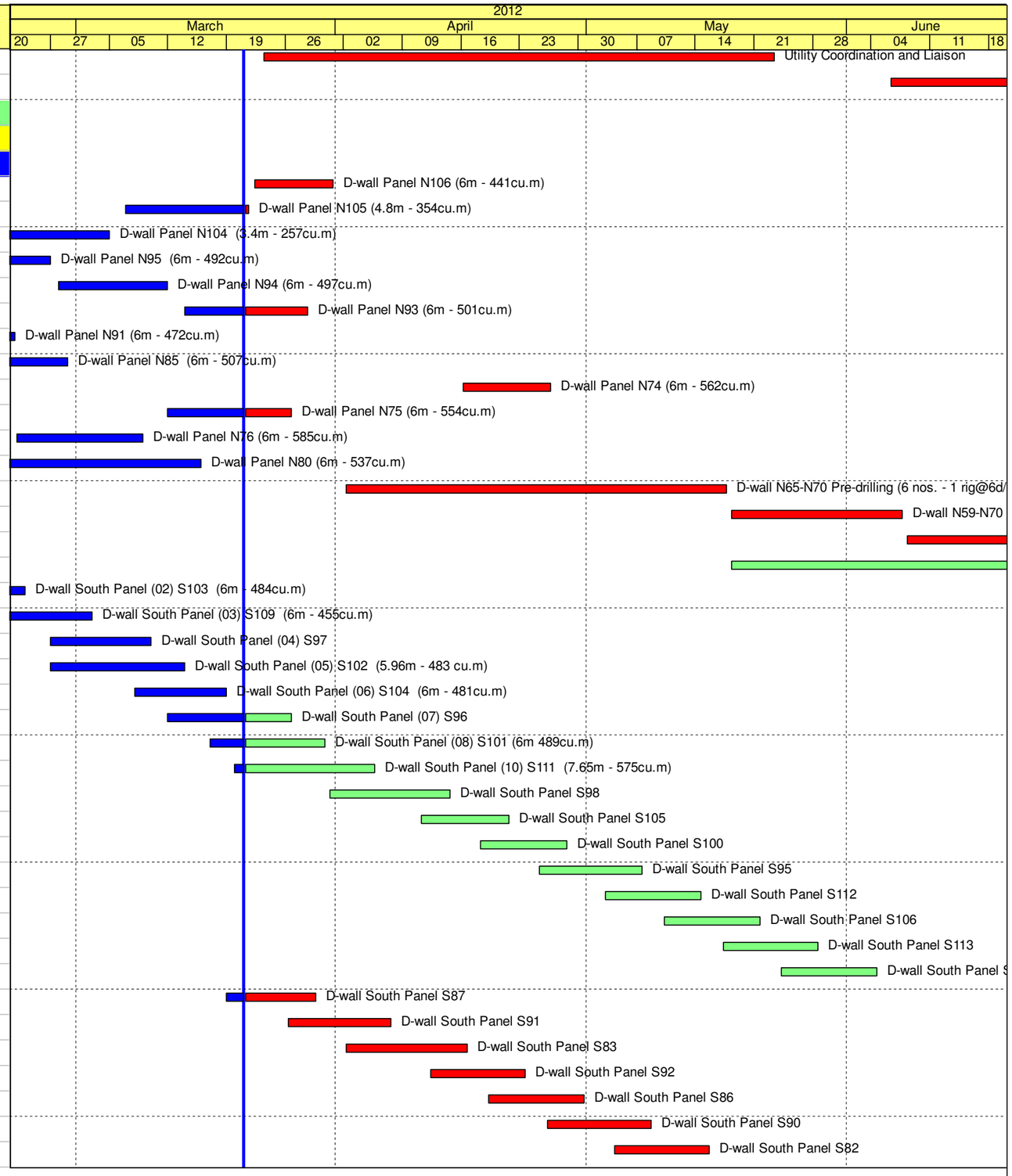

- Remaining Level of Effort
- Actual Level of Effort
- Actual Work
- Remaining Work
- Critical Remaining Work
- Milestone

Contract HY/2009/19

Three Month Rolling Programme (21 MAR 2012 to 20 JUN 2012)

Activity ID	Activity Name	Rem Dur	Start	Finish
0521-1990.25	D-wall South Panel S93	10	11-May-12	22-May-12
0521-1990.26	D-wall South Panel S89	10	18-May-12	29-May-12
0521-1990.27	D-wall South Panel S84	10	25-May-12	05-Jun-12
0521-1990.28	D-wall South Panel S88	10	01-Jun-12	12-Jun-12
0521-1990.29	D-wall South Panel S85	10	08-Jun-12	19-Jun-12
0521-1990.33	D-wall South Panel S81	10	23-Apr-12	04-May-12
0521-1990.34	D-wall South Panel S68	12	12-May-12	25-May-12
0521-1990.35	D-wall South Panel S69	10	05-Jun-12	15-Jun-12
0521-1990.36	D-wall South Panel S70	10	22-May-12	01-Jun-12
0521-1990.37	D-wall South Panel S71	10	12-Jun-12	22-Jun-12
0521-1990.38	D-wall South Panel S72	10	29-May-12	08-Jun-12
0521-2010	D-wall S90-S101 Guide Wall	0	12-Jan-12 A	03-Mar-12 A
0521-2040	D-wall S81-S89 Guide Wall	0	27-Feb-12 A	10-Mar-12 A
0521-2060	D-wall S66-S77 Pre-drilling	0	21-Feb-12 A	11-Mar-12 A
0521-2070	D-wall S66-S77 Guide Wall	15	10-Apr-12*	26-Apr-12
0521-2085	D-wall S66-S67 Construction (2 nos@6d - Team 4)	12	27-Apr-12*	11-May-12
0521-2090	D-wall S60-S65 Pre-drilling	15	27-Feb-12 A	10-Apr-12
0521-2100	D-wall S60-S65 Guide Wall	15	11-Apr-12	27-Apr-12
0521-2120	D-wall S56-S59 Pre-drilling	15	16-Feb-12 A	10-Apr-12
0521-2130	D-wall S56-S59 Guide Wall	15	11-Apr-12	27-Apr-12
05.2.2 - Barrette Construction				
0522-2185	Barrette BC54 Pre-drilling	6	02-Apr-12*	11-Apr-12
0522-2190	Barrette BC54-BC56 Grouting for Existing Seawall Rubble Mound	9	12-Apr-12	21-Apr-12
0522-2200	Barrette BC54-BC56 Guide Wall	9	16-Apr-12	25-Apr-12
0522-2210.54	Barrette Pile BC54	12	27-Apr-12	11-May-12
0522-2210.56	Barrette Pile BC56	12	01-Jun-12	14-Jun-12
0522-2210.59	Barrette Pile BC59	12	25-May-12	07-Jun-12
0522-2210.61	Barrette Pile BC61	12	18-May-12	31-May-12
0522-2210.63	Barrette Pile BC63	12	19-Apr-12	03-May-12
0522-2210.64	Barrette Pile BC64	12	02-Apr-12*	18-Apr-12
0522-2210.65	Barrette Pile BC65	12	04-May-12	17-May-12
0522-2210.66	Barrette Pile BC66	12	12-Apr-12	25-Apr-12
0522-2210.68	Barrette Pile BC68	12	26-Apr-12	10-May-12
0522-2230	Barrette BC57-BC68 Grouting for Existing Seawall Rubble Mound	2	28-Jan-12 A	23-Mar-12
0522-2240	Barrette BC57-BC68 Guide Wall	24	23-Mar-12	24-Apr-12
0522-2270	Barrette BC43-BC52 Pre-drilling	25	21-Mar-12	21-Apr-12
0522-2280	Barrette BC43-BC52 Grouting for Existing Seawall Rubble Mound	12	14-Apr-12	27-Apr-12
0522-2290	Barrette BC43-BC52 Guide Wall	12	28-Apr-12	12-May-12
0522-2310	Barrette BC45-BC49 Construction (5 nos@6.5d - Team 5)	34	14-May-12	21-Jun-12
0522-2320	Barrette BC40-BC42 Pre-drilling	25	23-Apr-12	22-May-12
0522-2330	Barrette BC40-BC42 Grouting for Existing Seawall Rubble Mound	18	23-May-12	12-Jun-12
0522-2360	Bulkhead BW1-BW7 Pre-drilling	25	08-May-12	05-Jun-12
0522-2370	Bulkhead BW1-BW7 Grouting for Existing Seawall Rubble Mound	18	06-Jun-12	27-Jun-12
05.2.3 - ELS				

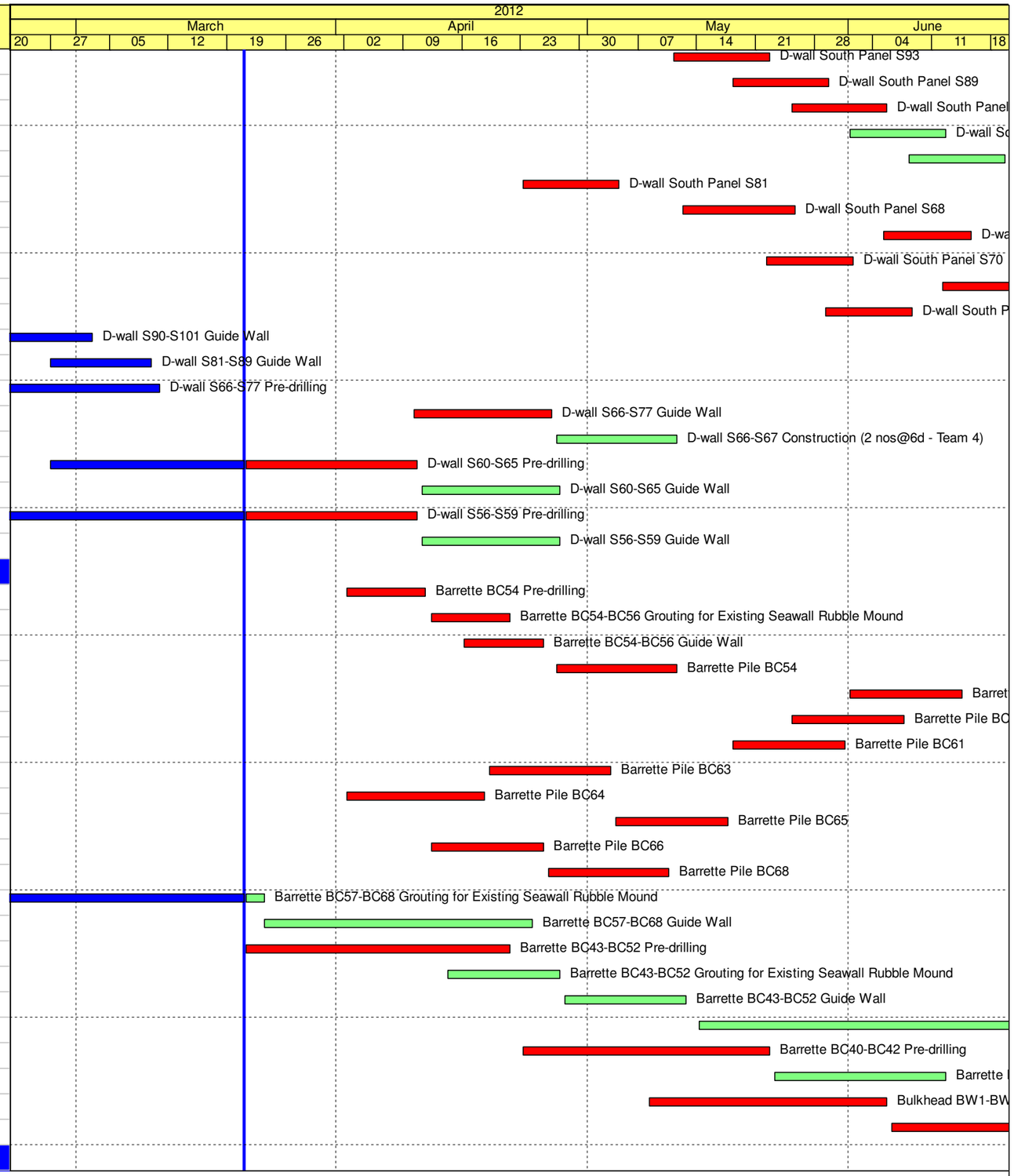

Remaining Level of Effort
Actual Level of Effort
Actual Work
Remaining Work
Critical Remaining Work
Milestone

Contract HY/2009/19

Three Month Rolling Programme (21 MAR 2012 to 20 JUN 2012)

3MRP

3MRP - MAR 2012 to JUN 2012

Activity ID	Activity Name	Rem Dur	Start	Finish
0523-2398	Prepare & Submnit Documents as per ETWB TCW No. 15/2005	21	21-Jan-12 A	17-Apr-12
05.3 - Box Culvert T1				
0530-3000	Bay 5 Box Culvert Construction	0	20-Jan-12 A	14-Mar-12 A
0530-3010	Bay 5 Road Reinstatement	7	28-Mar-12	07-Apr-12
0530-3020	Implement Watson Road TTM Stage 2	3	21-May-12	23-May-12
0530-3030	Bay 1-3 Site Clearance/Formation	3	24-May-12	26-May-12
0530-3040	Bay 1-3 Trench excavation	36	28-May-12	10-Jul-12
0530-3080	Bay 6A Box Culvert Construction	6	01-Mar-12 A	28-Mar-12
0530-3090	Construct Box Culvert Across Tunnel	48	12-May-12	09-Jul-12
0530-3111	Bay 9 - Sheet Piling Works	12	15-Oct-11 A	11-May-12
0530-3113	Bay 9 - Excavation	12	12-May-12	25-May-12
0530-3114	Bay 9 - Box Culvert/Outfall Construction	48	26-May-12	23-Jul-12
0530-3200	Storm Drainage 1500 Dia. Within Portion X (FEHD)	60	21-May-12	31-Jul-12
10 - SECTION X OF THE WORKS				
10.1 - E/B Bridges (Bridge D, E and F)				
10.1.1 - Marine Pier Construction				
Pier F03 to F15				
1011-1590	Erect marine piling platform pier F9	9	10-Jan-12 A	30-Mar-12
1011-1600	Erect marine piling platform pier F10	9	10-Jan-12 A	13-Apr-12
1011-1610	Erect marine piling platform pier F11	0	20-Oct-11 A	12-Mar-12 A
1011-1620	Erect marine piling platform pier F12	0	26-Oct-11 A	07-Mar-12 A
1011-1630	Erect marine piling platform pier F13	0	01-Nov-11 A	29-Feb-12 A
1011-1640	Erect marine piling platform pier F14	0	08-Nov-11 A	29-Feb-12 A
1011-1750.10	Pier F3 Dolphin Socketed H-Pile 1	9	18-May-12	29-May-12
1011-1750.20	Pier F3 Dolphin Socketed H-Pile 1	9	29-May-12	08-Jun-12
1011-1750.30	Pier F3 Dolphin Socketed H-Pile 1	9	08-Jun-12	19-Jun-12
1011-1760.40	Pier F3 Marine Bore Pile - F3-3	0	20-Feb-12 A	07-Mar-12 A
1011-1760.50	Pier F3 Marine Bore Pile - F3-2	4	08-Mar-12 A	26-Mar-12
1011-1760.60	Pier F3 Marine Bore Pile - F3-6	14	26-Mar-12	14-Apr-12
1011-1760.70	Pier F3 Marine Bore Pile - F3-5	14	14-Apr-12	02-May-12
1011-1760.80	Pier F3 Marine Bore Pile - F3-1	14	02-May-12	18-May-12
1011-1780	Pier F11 Marine Bored Pile	18	18-May-12	08-Jun-12
1011-1782.10	Pier F14 Dolphin Socketed H-Pile 1	7	12-Apr-12	19-Apr-12
1011-1782.20	Pier F14 Dolphin Socketed H-Pile 2	7	21-Apr-12	28-Apr-12
1011-1782.30	Pier F14 Dolphin Socketed H-Pile 3	7	02-May-12	09-May-12
1011-1782.40	Pier F14 Dolphin Socketed H-Pile 4	7	11-May-12	18-May-12
1011-1782.50	Pier F14 Dolphin Socketed H-Pile 5	7	21-May-12	28-May-12
1011-1782.60	Pier F14 Dolphin Socketed H-Pile 6	7	30-May-12	06-Jun-12
1011-1790.10	Pier F6 Dolphin Socketed H-Pile 1	7	07-Jun-12	14-Jun-12
1011-1800.20	Pier F6 Marine Bore Pile - F6-3	0	07-Jan-12 A	25-Feb-12 A
1011-1800.30	Pier F6 Marine Bore Pile - F6-4	4	28-Feb-12 A	24-Mar-12
1011-1800.40	Pier F6 Marine Bore Pile - F6-1	14	26-Mar-12	14-Apr-12
1011-1805	Pier F9 Marine Bored Pile	18	08-Jun-12	30-Jun-12
1011-1806	Pier F9 Marine Bored Pile (Low Headroom)	28	16-Apr-12*	18-May-12

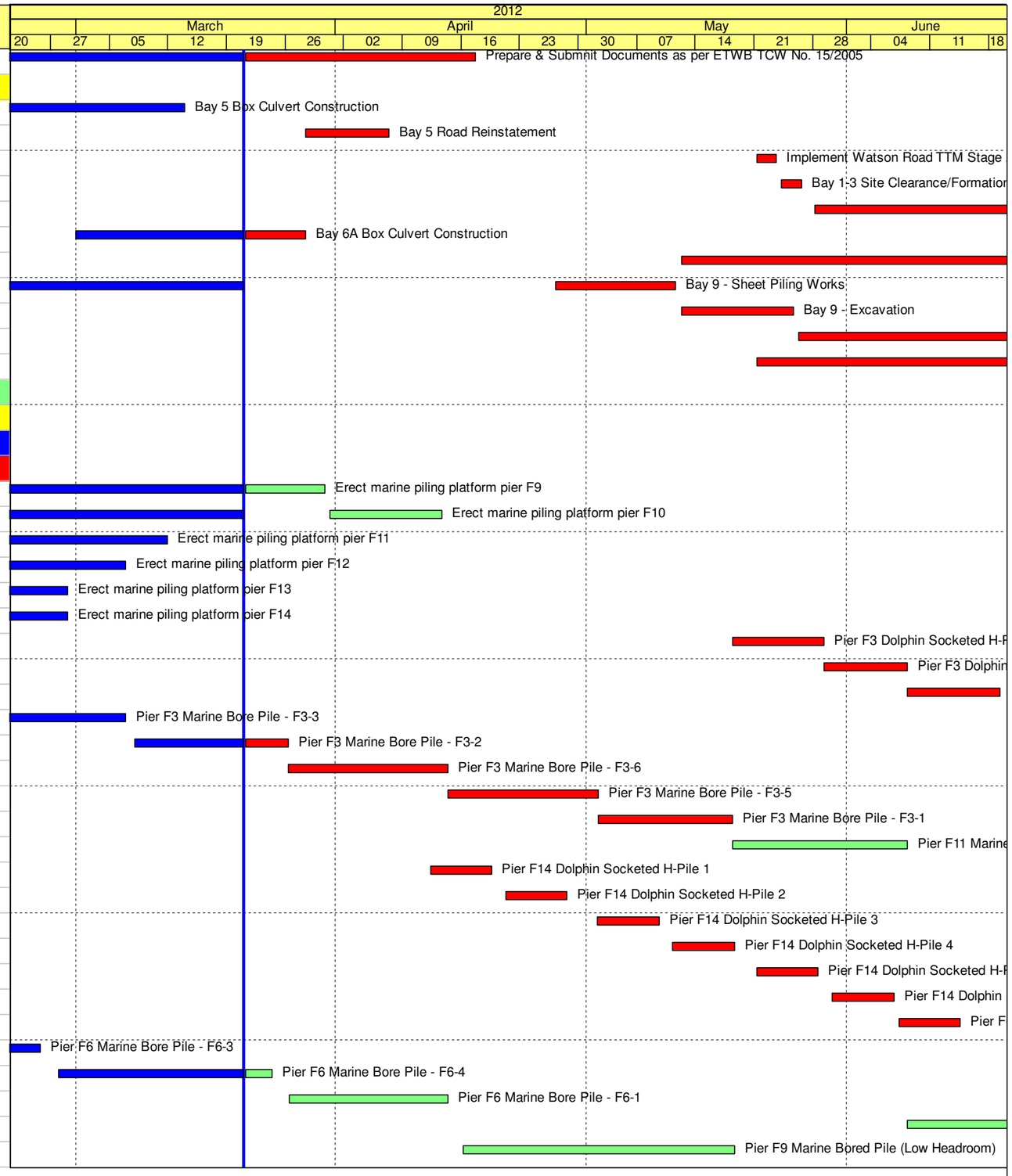

- Remaining Level of Effort
- Actual Level of Effort
- Actual Work
- Remaining Work
- Critical Remaining Work
- Milestone

Contract HY/2009/19

Three Month Rolling Programme (21 MAR 2012 to 20 JUN 2012)

3MRP

3MRP - MAR 2012 to JUN 2012

Activity ID	Activity Name	Rem Dur	Start	Finish
1011-1810.10	Pier F5 Dolphin Socketed H-Pile 1	7	31-May-12	07-Jun-12
1011-1810.20	Pier F5 Dolphin Socketed H-Pile 2	7	09-Jun-12	16-Jun-12
1011-1820.30	Pier F5 Marine Bore Pile - F5-1	0	20-Feb-12 A	15-Mar-12 A
1011-1820.40	Pier F5 Marine Bore Pile - F5-3	11	17-Mar-12 A	03-Apr-12
1011-1850.10	Pier F4 Dolphin Socketed H-Pile 1	9	12-Apr-12	21-Apr-12
1011-1850.20	Pier F4 Dolphin Socketed H-Pile 2	9	23-Apr-12	03-May-12
1011-1850.30	Pier F4 Dolphin Socketed H-Pile 3	9	04-May-12	14-May-12
1011-1860.40	Pier F4 Marine Bore Pile - F4-2	0	13-Feb-12 A	02-Mar-12 A
1011-1860.50	Pier F4 Marine Bore Pile - F4-4	0	03-Mar-12 A	20-Mar-12 A
1011-1860.60	Pier F4 Marine Bore Pile - F4-1	15	22-Mar-12	11-Apr-12
1011-1864.20	Pier F8 Marine Bored Pile F8-2	0	13-Feb-12 A	25-Feb-12 A
1011-1864.30	Pier F8 Marine Bored Pile F8-1	8	27-Feb-12 A	30-Mar-12
1011-1864.40	Pier F8 Marine Bored Pile F8-3	14	31-Mar-12	20-Apr-12
1011-1890.10	Pier F13 Dolphin Socketed H-Pile 1	7	02-Apr-12*	12-Apr-12
1011-1890.20	Pier F13 Dolphin Socketed H-Pile 2	7	14-Apr-12	21-Apr-12
1011-1890.30	Pier F13 Dolphin Socketed H-Pile 3	7	24-Apr-12	02-May-12
1011-1890.40	Pier F13 Dolphin Socketed H-Pile 4	7	04-May-12	11-May-12
1011-1890.50	Pier F13 Dolphin Socketed H-Pile 5	7	14-May-12	21-May-12
1011-1890.60	Pier F13 Dolphin Socketed H-Pile 6	7	23-May-12	30-May-12
1011-1920.10	Pier F7 Marine Bored Pile F7-4	0	19-Jan-12 A	17-Mar-12 A
1011-1920.20	Pier F7 Marine Bored Pile F7-2	15	19-Mar-12 A	11-Apr-12
1011-1920.30	Pier F7 Marine Bored Pile F7-3	18	11-Apr-12	03-May-12
1011-1920.40	Pier F7 Marine Bored Pile F7-1	18	03-May-12	24-May-12
1011-1981	Pier F10 Marine Bored Pile (Low Headroom)	28	19-May-12	20-Jun-12
1011-2000	Dismantle Piling Platform at Pier F4	6	16-May-12	22-May-12
1011-2090	Marine bored pile testing F3	28	18-May-12	20-Jun-12
1011-2095	Marine bored pile testing F4	28	12-Apr-12	15-May-12
1011-2100	Marine bored pile testing F5	18	03-Apr-12	27-Apr-12
1011-2105	Marine bored pile testing F6	18	14-Apr-12	07-May-12
1011-2110	Marine bored pile testing F7	18	24-May-12	14-Jun-12
1011-2115	Marine bored pile testing F8	18	20-Apr-12	12-May-12
Pier F01 to F02				
1011-2570	Erect Piling Platform pier F2A	15	05-Apr-12	24-Apr-12
1011-2580	Erect Piling Platform pier F1B	12	06-Feb-12 A	03-Apr-12
1011-2590	Erect Piling Platform pier F1A	21	18-Apr-12	12-May-12
1011-2600	Pre-drilling pier F2B	0	28-Feb-12 A	07-Mar-12 A
1011-2610	Pre-drilling pier F2A	12	25-Apr-12	09-May-12
1011-2620	Pre-drilling pier F1B	12	05-Apr-12	20-Apr-12
1011-2630	Pre-drilling pier F1A	12	14-May-12	26-May-12
1011-2740	Marine bored pile F2A	56	24-May-12	31-Jul-12
1011-2750	Marine bored pile F1A	56	28-May-12	02-Aug-12
1011-2770	Marine bored pile F2B	56	14-May-12	19-Jul-12
1011-2780	Marine bored pile F1B	56	14-May-12	19-Jul-12
10.1.2 - Land Pier Construction				

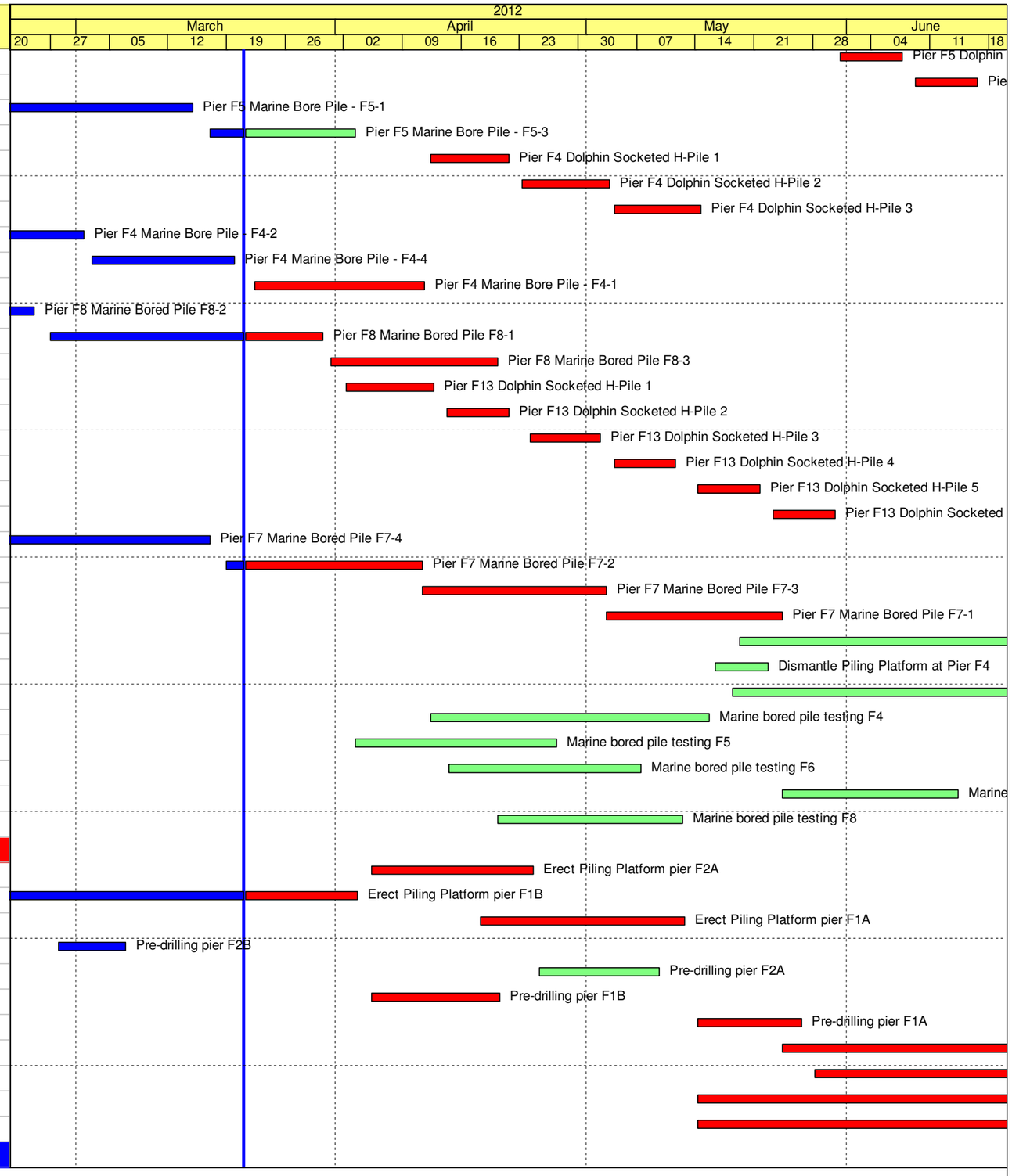

- Remaining Level of Effort
- Actual Level of Effort
- Actual Work
- Remaining Work
- Critical Remaining Work
- Milestone

Contract HY/2009/19

Three Month Rolling Programme (21 MAR 2012 to 20 JUN 2012)

3MRP

3MRP - MAR 2012 to JUN 2012

Activity ID	Activity Name	Rem Dur	Start	Finish
Abutment D12				
1012-1071	Abutment E/B Bridge Bored Pile D12-1	0	21-Feb-12 A	17-Mar-12 A
1012-1072	Abutment E/B Bridge Bored Pile D12-8	9	17-Mar-12 A	30-Mar-12
1012-1073	Abutment E/B Bridge Bored Pile D12-3	12	31-Mar-12	17-Apr-12
1012-1074	Abutment E/B Bridge Bored Pile D12-4	12	18-Apr-12	02-May-12
1012-1090	Abutment D12 E/B Bridge Bored Pile Testing	18	03-May-12	23-May-12
1012-1220	Abutment D12 construction (E/B Bridge)	42	24-May-12	13-Jul-12
Pier D08 to D11				
1012-1015	Pre-drilling for Pilings (D08 to D12) at III (28 no.) (4set)	0	03-Jan-12 A	07-Mar-12 A
1012-1020	Portion III Land Pile G.I. Prelim Report / Founding Level	6	21-Mar-12	27-Mar-12
1012-1025	Portion III Land Pile G.I. Final Report / Founding Level	24	28-Mar-12	27-Apr-12
1012-1040.20	Pier D09 Bored Pile D9-2	0	20-Feb-12 A	02-Mar-12 A
1012-1040.30	Pier D09 Bored Pile D9-1	0	03-Mar-12 A	17-Mar-12 A
1012-1040.40	Pier D09 Bored Pile D9-4	10	19-Mar-12 A	31-Mar-12
1012-1040.50	Pier D09 Bored Pile D9-3	12	02-Apr-12	18-Apr-12
1012-1040.60	Pier D09 Bored Pile D9-6	12	19-Apr-12	03-May-12
1012-1050.10	Pier D10 Bored Pile D10-2	0	29-Feb-12 A	12-Mar-12 A
1012-1050.20	Pier D10 Bored Pile D10-5	3	11-Mar-12 A	23-Mar-12
1012-1050.30	Pier D10 Bored Pile D10-2	12	24-Mar-12	10-Apr-12
1012-1050.40	Pier D10 Bored Pile D10-5	12	11-Apr-12	24-Apr-12
1012-1050.50	Pier D10 Bored Pile D10-3	12	25-Apr-12	09-May-12
1012-1050.60	Pier D10 Bored Pile D10-4	12	10-May-12	23-May-12
1012-1060.10	Pier D11 Bored Pile D11-5	0	13-Feb-12 A	27-Feb-12 A
1012-1060.20	Pier D11 Bored Pile D11-2	6	28-Feb-12 A	27-Mar-12
1012-1060.30	Pier D11 Bored Pile D11-2	12	28-Mar-12	13-Apr-12
1012-1060.40	Pier D11 Bored Pile D11-1	12	14-Apr-12	27-Apr-12
1012-1060.50	Pier D11 Bored Pile D11-3	12	28-Apr-12	12-May-12
1012-1060.60	Pier D11 Bored Pile D11-4	12	14-May-12	26-May-12
1012-1130	Pier D09 Construct Pile Cap	18	18-May-12	07-Jun-12
1012-1140	Pier D09 Construct Pier/Column	12	08-Jun-12	21-Jun-12
1012-1190	Pier D11 Construct Pile Cap	18	11-Jun-12	03-Jul-12
Pier D05 to D07				
1012-1270	Pier D07 Bored Piles (6 piles)	108	04-May-12	08-Sep-12
1012-1290.20	Pier D05 Bored Pile D05-1	13	02-Dec-11 A	07-Jun-12
1012-1300	Pier D05/D06/D07 Bored Piles Testing	18	07-Jun-12	29-Jun-12
10.1.3 - E/B Bridge Construction				
Bridge D3				
1013-1000	Design & Procurement of Launching Girder	68	21-Jan-12 A	12-Jun-12
1013-1010	Fabrication & Delivery of Launching Girder	75	12-Jun-12	10-Sep-12

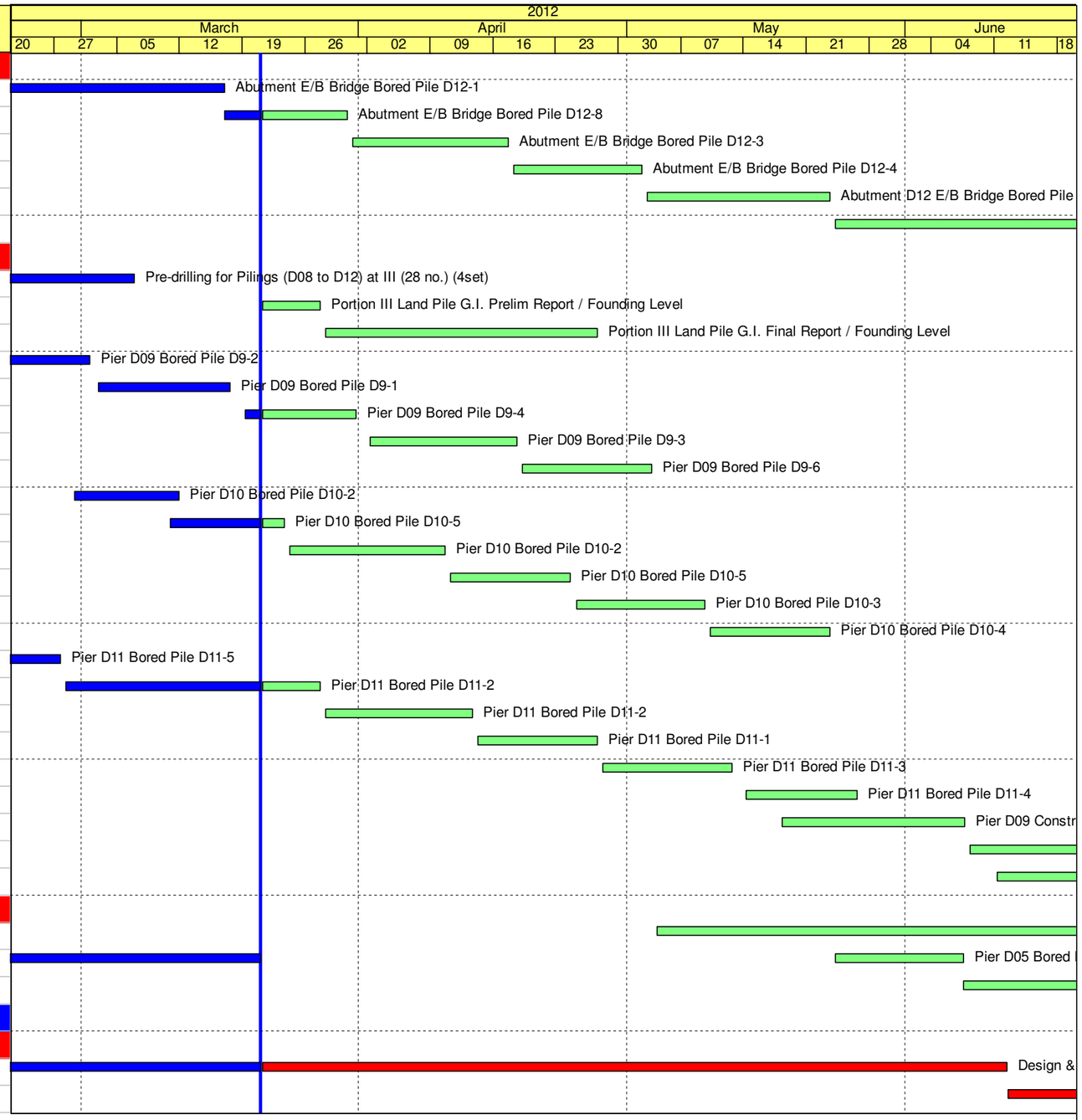

Remaining Level of Effort
Actual Level of Effort
Actual Work
Remaining Work
Critical Remaining Work
Milestone

Contract HY/2009/19

Three Month Rolling Programme (21 MAR 2012 to 20 JUN 2012)

3MRP

3MRP - MAR 2012 to JUN 2012