

FUGRO TECHNICAL SERVICES LIMITED

Fugro Development Centre,
5 Lok Yi Street, Tai Lam,
Tuen Mun, N.T.,
Hong Kong.

Tel : +852 2450 8233
Fax : +852 2450 6138
E-mail : matlab@fugro.com
Website : www.fugro.com



Report No.: 0041/17/ED/0568A

Monthly EM&A Report July 2020

Client : Drainage Services Department

Project : Contract No. CM 14/2016
Environmental Team for Operational
Environmental Monitoring and Audit for Siu
Ho Wan Sewage Treatment Works

Report No.: : 0041/17/ED/0568A

Prepared by: Andy K. H. Choi

Reviewed by: Cyrus C. Y. Lai

Certified by:

A handwritten signature in black ink, appearing to be "Colin K. L. Yung", written over a horizontal line.

Colin K. L. Yung
Environmental Team Leader
Fugro Technical Services Limited

Our Ref. 1458/20-0119



Drainage Services Department
Projects and Development Branch
Consultants Management Division
42/F, Revenue Tower,
5 Gloucester Road
Wan Chai, Hong Kong

27/F, Overseas Trust Bank Building
160 Gloucester Road
Wan Chai
Hong Kong
T: +852 2815 7028
F: +852 2815 5399

www.asecg.com

Attn: Mr. LAU Ka Kin, Marcus (E/CM16)

11 August 2020

By Post and E-mail

Dear Sir,

RE: CONTRACT No. CM 13/2016
INDEPENDENT ENVIRONMENTAL CHECKER FOR OPERATIONAL ENVIRONMENTAL MONITORING
AND AUDIT FOR SIU HO WAN SEWAGE TREATMENT WORKS (SHWSTW)
MONTHLY ENVIRONMENTAL MONITORING AND AUDIT (EM&A) REPORT (JULY 2020)

Reference is made to the submission of Monthly Environmental Monitoring and Audit (EM&A) Report for July 2020 (Report No.: 0041/17/ED/0568A) from the Environmental Team (ET), Fugro Technical Services Ltd., received on 11 August 2020 via email.

We would like to inform you that we have no adverse comment on the captioned submission and hereby verify the same in accordance with Condition 4.3 of the Environmental Permit (EP) for the captioned Project (Permit No.: EP-076/2000).

Should you have any queries, please feel free to contact the undersigned, or our Ms. Joanne NG at 2815 7028.

Yours faithfully,

For and on behalf of
Allied Environmental Consultants Ltd.

A handwritten signature in black ink, appearing to be 'Grace M. H. Kwok', written in a cursive style.

Grace M. H. KWOK
Independent Environmental Checker

GK/jn/cl

c.c. Fugro Technical Service (ET Leader)
AECOM

Attn: Mr. Colin YUNG
Attn: Ms. Joanne TSOI

(By E-mail)
(By E-mail)

FUGRO TECHNICAL SERVICES LIMITED

Fugro Development Centre,
5 Lok Yi Street, Tai Lam,
Tuen Mun, N.T.,
Hong Kong.

Tel : +852 2450 8233
Fax : +852 2450 6138
E-mail : matlab@fugro.com
Website : www.fugro.com



Report No.: 0041/17/ED/0568A

TABLE OF CONTENTS

	EXECUTIVE SUMMARY	1
1.	INTRODUCTION.....	3
2.	AIR QUALITY MONITORING	5
3.	WATER QUALITY MONITORING	10
4.	SEDIMENT QUALITY MONITORING AND BENTHIC SURVEY	16
5.	CHINESE WHITE DOLPHIN MONITORING	20
6.	ADVICE ON IMPLEMENTATION STATUS OF ENVIRONMENTAL MITIGATION MEASURES	21
7.	ADVICE ON THE SOLID AND LIQUID WASTE MANAGEMENT STATUS	22
8.	SUMMARY OF EXCEEDANCE OF THE ENVIRONMENTAL QUALITY PERFORMANCE LIMITS	23
9.	SUMMARY OF ENVIRONMENTAL COMPLAINTS	24
10.	FUTURE KEY ISSUES	25
11.	CONCLUSION	26

FIGURE

- Figure 1 Monitoring Stations of Air Sensitive Receivers**
- Figure 2 Odour Patrol Points of Modified Odour Patrol**
- Figure 3 Monitoring Stations of Water Quality Monitoring, Sediment Quality Monitoring and Benthic Survey**
- Figure 4 Location of the Tide Gauge**
- Figure 5 Location of Survey Areas of Chinese White Dolphins**

FUGRO TECHNICAL SERVICES LIMITED

Fugro Development Centre,
5 Lok Yi Street, Tai Lam,
Tuen Mun, N.T.,
Hong Kong.

Tel : +852 2450 8233
Fax : +852 2450 6138
E-mail : matlab@fugro.com
Website : www.fugro.com



Report No.: 0041/17/ED/0568A

APPENDICES

- Appendix A Project Organization Chart**
- Appendix B Monitoring Schedule for Present and Next Reporting Period**
- Appendix C Event and Action Plan for Air Quality Monitoring**
- Appendix D Results and Graphical Presentation of Air Quality Monitoring**
- Appendix E Annual Abundance of Chinese White Dolphins from 2001 - 2019**
- Appendix F Photos of Grab Samplers**
- Appendix G Environmental Complaints Log and Incident Report**
- Appendix H Environmental Mitigation Implementation Schedule (EMIS)**



EXECUTIVE SUMMARY

This Monthly Environmental Monitoring and Audit (EM&A) Report is prepared for Contract No. CM 14/2016 – “Environmental Monitoring and Audit for Operation of Siu Ho Wan Sewage Treatment Works” (hereafter referred to as “the Contract”) for the Drainage Services Department (DSD) of Hong Kong Special Administrative Region. Fugro Technical Services Limited (hereafter referred to as “FTS”) was appointed as the Environmental Team (ET) by DSD, to implement the Environmental Monitoring & Audit (EM&A) programme in accordance with the Operational EM&A Plan of the Contract.

The Contract is part of the “Upgrading of Siu Ho Wan Sewage Treatment Works” (hereinafter referred as “the Project”) which was classified as “Designated Project” under Schedule 2 of the Environmental Impact Assessment Ordinance (EIAO) (Cap 499) and Environmental Impact Assessment (EIA) Report (Register No. EIA-124BC) was completed in September 1997. The current Environmental Permit (EP) No. EP-076/2000 was issued in August 2000 to DSD.

In accordance with the EP, an approved operational EM&A Plan was submitted. According to the approved EM&A plan, air quality monitoring (i.e. H₂S concentration monitoring, odour patrol monitoring and olfactometry analysis of H₂S), in addition, water quality monitoring, sediment quality monitoring, benthic survey, Chinese White Dolphin (CWD) monitoring and waste management are the key environmental concern of the Project.

This is the thirty-sixth Monthly EM&A Report for the Project which summarizes findings of the EM&A works during the reporting period from 1 July 2020 to 31 July 2020 (the “reporting period”).

Breaches of Action and Limit Levels

Odour patrol monitoring was resumed from January 2020 and carried out on 2, 8, 14, 20 and 31 July 2020. The modified odour patrol monitoring plan including updated Event and Action Plan was approved on March 2020, and modified odour patrol monitoring was commenced from 20 March 2020. No exceedances of Action/Limit levels at Air Sensitive Receivers (ASR) and odour patrol points were recorded and no non-compliance of odour monitoring at ASR were recorded in the reporting period.

No water quality monitoring, sediment quality monitoring and benthic survey were carried out in the reporting period as these environmental aspects are monitored bi-monthly. No specific Action/Limit level has to be followed since the purpose of the monitoring is to collect data for future purpose.

Complaint Log

There were no complaints received in relation to environmental impact during the reporting period.

Notifications of Summons and Successful Prosecutions

There were no notifications of summons or prosecutions received during the reporting period.



Summary of the Environmental Mitigations Measures

Mitigation measures specified in the EP and EIA Report such as aeration, chemical dosing system, covering or enclosing the pressing and sludge thickening facilities and ventilating air to a biological treatment unit prior to stack exhaust were implemented during the reporting period.

Future Key Issues

The key issues to be considered in the succeeding reporting month include:

Potential environmental impacts arising from the operations of Siu Ho Wan Sewage Treatment Works (SHWSTW) are mainly associated with air quality, water quality, sediment quality, benthic ecology, waste management and distribution and abundance of Chinese White Dolphins (CWDs).

According to the approved EM&A plan, a correlation study has to be carried out to establish the relationship of H₂S concentration (ppb) with the odour unit (OU/m³). H₂S measurement and olfactometry analysis conducted between August 2017 and May 2018 was considered as unlikely way to establish the relationship of H₂S concentration (ppb) with the odour unit (OU/m³). Since six months air quality monitoring and additional three months air quality monitoring had been conducted according to Section 2.2 of OEM&A Plan without any complaint or non-compliance recorded, air quality monitoring was temporarily suspension on air quality monitoring was approved by EPD's memo dated 14 May 2018. In order to recommence the monitoring, the review on air quality monitoring had been carried out to determine reasonable odour-related criteria and was submitted to EPD for approval on 24 March 2020. Comments from EPD were received on 1 April 2020 and the review is currently under revision for further submission to the EPD.

1. INTRODUCTION**1.1 Background**

1.1.1 The Project "Upgrading of Siu Ho Wan Sewage Treatment Works" is to upgrade SHWSTW from the preliminary treatment level to Chemically Enhanced Primary Treatment (CEPT) level with Ultraviolet (UV) disinfection facilities. The Project is required to comply with the Environmental Permit (EP) in respect of the construction and operation phases of the Plant.

1.1.2 Under the EIAO, the Project was classified as "Designated Project". The Environmental Impact Assessment (EIA) study was completed in September 1997 with the EIA Report of Register No. EIA-124BC, Operational Environmental Monitoring and Audit (EM&A) Plan and the EP of No. EP-076/2000 was issued in August 2000 to Drainage Services Department (DSD).

1.1.3 The CEPT part has been completed and was put into operation in March 2005. The UV disinfection works were substantially completed in December 2006. It is considered that the operation of the Project shall be deemed to start when the UV disinfection facilities have been completely installed and tested.

1.2 Project Description

1.2.1 The project proponent was DSD. AECOM was commissioned by DSD as the Engineer for the Project. Allied Environmental Consultants Limited (AEC) was commissioned by DSD as the Independent Environmental Checker (IEC) in the operation phase of the Project. FTS was appointed as the ET by DSD to implement the EM&A programme for the operation phase of the Project including air quality monitoring, water quality monitoring, sediment quality and benthic survey and CWDs monitoring.

1.3 Project Organization

1.3.1 The project organization for environmental works is shown in **Appendix A**. The contact person and telephone numbers of key personnel for the captioned project are shown in **Table 1.1**.

Table 1.1 Contact Persons and Telephone Numbers of Key Personnel

Organization	Role	Contact Person	Telephone No.	Fax No.
DSD	Project Proponent Representative	Mr. Marcus Lau	2594 7218	3104 6426
AECOM	Engineer Representative (ER)	Ms. Joanne Tsoi	3922 9423	3922 9797
AEC	Independent Environmental Checker (IEC)	Ms. Grace Kwok	2815 7028	2815 5399
FTS	ET Leader (ETL)	Mr. Colin Yung	3565 4114	2450 8032

FUGRO TECHNICAL SERVICES LIMITED

Fugro Development Centre,
5 Lok Yi Street, Tai Lam,
Tuen Mun, N.T.,
Hong Kong.

Tel : +852 2450 8233
Fax : +852 2450 6138
E-mail : matlab@fugro.com
Website : www.fugro.com



Report No.: 0041/17/ED/0568A

Page 4

1.4 Works Undertaken during the Reporting Period

1.4.1 During this reporting period, the principal work activities included:

- Perform comprehensive operation and maintenance services for the electrical, mechanical and electronic systems/equipment at SHWSTW.
- Alleviate as far as practicable the impact that the facilities and sewage systems imposed on the environment of Hong Kong.

2. AIR QUALITY MONITORING

2.1 Methodology of H₂S Concentration Monitoring

2.1.1 15-min H₂S concentration was measured using a Jerome 631-X analyzer. This analyzer is capable of measuring H₂S concentration in the range of 1 ppb to 50 ppm with a resolution of 1 ppb and operates within a temperature range of 0°C to 40°C at an air flow rate of 0.15 L/min. Odour gas samples were drawn by built-in a suction pump of the analyzer and passed through a gold film sensor. The trace level of H₂S of the samples were determined electrochemically on the gold film sensor. Meteorological conditions including temperature, wind speed, wind direction and relative humidity were also measured at the time of the monitoring. **Table 2.1** summarizes the equipment used in H₂S monitoring.

Table 2.1 Equipment used for H₂S Concentration Monitoring

Equipment	Manufacturer / Model	Serial Number	Sensor Number
Gold Film Hydrogen Sulphide Analyzer	JEROME X631 0003	2966	14-11-23-R2D

2.2 Methodology of Modified Odour Patrol Monitoring

2.2.1 Due to the complaint case received on 28 November 2019, a modified version of odour patrol monitoring is proposed and approved on 13 March 2020. According to the approved proposal for odour patrol monitoring plan (0041/17/ED/0524G), a modified version of odour patrol monitoring was commenced on 20 March 2020 to ensure the mitigation measures are effectively implemented. The modified odour patrol conducted once per week by two independent trained personnel/competent persons (the "patrollists") patrolling and sniffing along the SHWSTW boundary and the air sensitive receivers (ASRs).

2.2.2 The odour monitoring should not be undertaken on rainy days. Subject to the prevailing weather forecast condition, odour patrol shall be conducted by two patrollists at the downwind locations. During the patrol, the sequence should start from less odourous locations to stronger odourous locations.

2.2.3 The two patrollists shall be satisfied the below requirements during odour patrol:

- Have their individual odour threshold of n-butanol in nitrogen gas in the range of 20 to 80 ppb/V required by the European Standard method: BS EN13725.
- Be free from any respiratory illnesses.
- Not be allowed to smoke, eat, drink (except water) or use chewing gum or sweets 30min before and during odour patrol.
- Take great care not to cause any interference with their own perception or that of others by lack of personal hygiene or the use of perfumes, deodorants, body lotions or cosmetics.
- Not communicate with each other about the results of their choices.

2.2.4 During the odour patrol monitoring, the meteorological and surrounding information are recorded as follows:

- i. Prevailing Weather Condition;
- ii. Wind Direction;
- iii. Wind Speed;
- iv. Location where Odour is detected;
- v. Source of Odour detected;
- vi. Perceived intensity of Odour detected;
- viii. Duration of Odour detected; and
- ix. Characteristics of Odour detected

2.2.5 The perceived intensity is to be divided into 5 levels which are ranked in a descending order as follows:

Table 2.2 Categories of Odour Intensity for Modified Odour Patrol Monitoring

Odour Level	Odour Intensity	Classification Criteria
0	Not detected	No odour perceived or an odour so weak that it cannot be easily characterised or described.
1	Slight	Slight identifiable odour, and slight chance to have odour nuisance.
2	Moderate	Moderate identifiable odour, and moderate chance to have odour nuisance.
3	Strong	Strong identifiable, likely to have odour nuisance.
4	Extreme	Extreme severe odour, and unacceptable odour level.

2.3 Methodology of Odour Sampling and Olfactometry Analysis

2.3.1 Odour gas samples were collected in a Nalophan sampling bag placed inside a vacuum air-tight sampler using passive sampling technique. Approximately 60 liter of gas sample was collected at each sampling. All samples collected on the sampling day were returned to laboratory for olfactometry analysis within 24 hours and analyzed within 2 hours upon receiving.

2.3.2 ALS Technichem (HK) Pty Ltd. (HOKLAS Reg. No. 066), was the appointed laboratory for olfactometry analysis of the gas sample.

2.3.3 The odour concentration of the samples were determined by Forced-choice Dynamic Olfactometer in accordance with the European Standard Method: BS EN13725. Testing were also performed by a panel of six members who have been trained to comply with the requirement of European Standard Method: BS EN13725. All testing were completed within 24 hours upon sampling.

2.4 Monitoring Location

2.4.1 H₂S concentration monitoring and odour sampling at ASR, Cheung Tung Road near the Bus Depot at the west of the Siu Ho Wan Treatment Plant, were temporarily suspended from 14 May 2018. The location of ASR is shown in **Figure 1**.

2.4.2 9 odour patrol points is chosen to conduct the modified odour patrol for collecting more representative data and identify the particular source of odour in the site. The nine odour patrol points is as below:

Table 2.3 Odour Patrol Point

Odour Patrol Point	Description
OD1	Eastern Site Boundary
OD2	Southern Site Boundary
OD3	Western Site Boundary
OD4	Northern Site Boundary
OD5	Spur Road near Discovery Bay Tunnel Outlet
OD6	Cheung Tung Road near the Bus Depot
OD7	Cheung Tung Road near O-PARK1
OD8	Sham Shui Kok Dr near MTR Depot
OD9	Discovery Bay Tunnel Toll Plaza

Note:

As access permission from the company of Discovery Bay Tunnel is under requisition progress, OD5 (Spur Road near Discovery Bay Tunnel Outlet) was not covered in odour patrol monitoring in the reporting period temporarily.



2.4.3 The odour patrol points of modified odour patrol is shown in **Figure 2**.

2.5 Monitoring Frequency and Duration

2.5.1 The durations and frequencies of H₂S concentration measurement, odour patrolling and odour sampling are summarized in **Table 2.4** below.

Table 2.4 Durations and Frequencies of Air Quality Monitoring Programme

	Duration	Frequency
H ₂ S concentration monitoring	15 minutes	¹ Weekly basis for 6 months during the initial operation stage
Odour patrol		⁴ Weekly basis
Odour sampling for olfactometry analysis	³ 15 minutes	² First week of the odour patrol monitoring

Remark:

- 1) In case excessive odour nuisance was detected during the odour patrol monitoring or the standard of the 5 odour units cannot be complied with during the odour panel monitoring, the odour patrol monitoring and H₂S concentration monitoring shall be extended for a period of three months to cater for the warm-up period of the functioning of the additional mitigation measures.
- 2) In case the relationship between H₂S concentration (ppb) with the odour unit (OU/m³) cannot conclude from the correlation study carried out at the first week of the odour patrol monitoring due to invalid data, additional odour sampling for olfactometry analysis shall be carried out for the correlation study.
- 3) Sufficient air samples (approximate 60L) may be collected in less than 15 minutes during odour sampling.
- 4) As advice by EPD on the odour complaint received in November 2019, odour patrol monitoring was resumed on weekly basis from 15 January 2020.

2.5.2 The monitoring schedule for the present and next reporting period is provided in **Appendix B**.

2.6 Event and Action Plan

2.6.1 According to the approved proposal for odour patrol monitoring plan (0041/17/ED/0524G), updated Action and limit levels for air quality monitoring are presented in **Table 2.5**.

Table 2.5 Action and Limit Levels for Air Quality Monitoring

Parameter	Action	Limit
Odour Nuisance	One complaint received for specific odour event / Odour intensity of 2 or above is measured from odour patrol	Two or more independent complaints received for specific odour event in 3 months / Odour intensity of 3 or above is measured from odour patrol



2.6.2 The event and action plan for air quality monitoring is provided in **Appendix C**.

2.7 Quality Assurance and Quality Control

2.7.1 A control sample was collected by purging odour-free nitrogen gas from a certified gas cylinder on site at each sampling.

2.7.2 Calibration of the analyzer is conducted every year at the laboratory of the manufacturer.

2.7.3 In order to ensure the analyzer is functioning properly, manual sensor regeneration and zero adjustment were performed before each set of odour monitoring.

2.8 Monitoring Results and Observations

2.8.1 As advice by EPD on the odour complaint received in November 2019, odour patrol monitoring was resumed on weekly basis. The odour patrol monitoring was carried out on 2, 8, 14, 20 and 31 July 2020. As access permission from the company of Discovery Bay Tunnel is under requisition progress, OD5 (Spur Road near Discovery Bay Tunnel Outlet) was not covered in odour patrol monitoring in the reporting period temporarily.

2.8.2 The meteorological data including temperature, wind speed and direction of the reporting period at ASR is summarised in **Table 2.6**.

Table 2.6 Summary of Meteorological Data in Reporting Period

Date	Location	Temperature (°C)	Relative Humidity (%)	Wind Direction	Wind Speed (m/s)
2 July 2020	OD1	29.7	80	-	0.0
	OD2			-	0.0
	OD3			E	0.8
	OD4			S	1.2
	OD6			E	1.1
	OD7			-	0.0
	OD8			E	0.5
	OD9			SE	0.6
	8 July 2020			OD1	29.0
OD2		-	0.0		
OD3		NW	2.1		
OD4		-	0.0		
OD6		SW	0.3		
OD7		-	0.0		
OD8		SW	0.1		
OD9		-	0.0		
14 July 2020		OD1	30.1	76	
	OD2	-			0.0
	OD3	W			0.9
	OD4	-			0.0
	OD6	W			0.8
	OD7	-			0.0
	OD8	W			0.9

FUGRO TECHNICAL SERVICES LIMITED

Fugro Development Centre,
5 Lok Yi Street, Tai Lam,
Tuen Mun, N.T.,
Hong Kong.

Tel : +852 2450 8233
Fax : +852 2450 6138
E-mail : matlab@fugro.com
Website : www.fugro.com



20 July 2020	OD9	31.3	62	W	0.2
	OD1			S	0.5
	OD2			-	0.0
	OD3			S	1.1
	OD4			-	0.0
	OD6			SE	1.2
	OD7			S	0.5
	OD8			S	2.5
	OD9			SE	1.5
31 July 2020	OD1	27.9	82	E	0.9
	OD2			E	0.2
	OD3			E	1.0
	OD4			SE	2.8
	OD6			E	0.1
	OD7			E	0.1
	OD8			E	0.2
	OD9			E	0.4

2.8.3 The monitoring results in the reporting period are summarised in **Table 2.7**. Graphical pots of results and details of monitoring data are shown in **Appendix D**.

Table 2.7 Summary of Air Quality Monitoring Result in Reporting Period

Monitoring Location	Monitoring Parameter
	Odour Patrol^ (Odour Level)
	Range
OD1	0 - 0
OD2	0 - 0
OD3	0 - 0
OD4	0 - 0
OD6	0 - 0
OD7	0 - 0
OD8	0 - 0
OD9	0 - 0

Remark:

^Odour Level: 0 – Not detected, 1 – Slight, 2 – Moderate, 3 – Strong, 4 – Extreme



- 2.8.4** According to the approved EM&A plan, a correlation study has to be carried out to establish the relationship of H₂S concentration (ppb) with the odour unit (OU/m³). H₂S measurement and olfactometry analysis conducted between August 2017 and May 2018 was considered as unlikely way to establish the relationship of H₂S concentration (ppb) with the odour unit (OU/m³). Since six months air quality monitoring and additional three months air quality monitoring had been conducted according to Section 2.2 of OEM&A Plan without any complaint or non-compliance recorded, air quality monitoring was temporarily suspension on air quality monitoring was approved by EPD's memo dated 14 May 2018. In order to recommence the monitoring, a review on air quality monitoring had been carried out to determine reasonable odour-related criteria and was submitted to EPD for approval on 24 March 2020. Comments from EPD was received on 1 April 2020 and the review is currently under revision for further submission to the EPD.
- 2.8.5** No exceedances of Action/Limit levels at ASR were recorded as no complaint was received during the reporting period.
- 2.8.6** Odour mitigation measures such as aeration, chemical dosing system, covering or enclosing the pressing and sludge thickening facilities and ventilating air to a biological treatment unit prior to stack exhaust were implemented during the reporting period.



3. WATER QUALITY MONITORING

3.1 Monitoring Station

3.1.1 In accordance with Section 5 of the EM&A Plan, water quality monitoring should be carried out at eight designated monitoring stations (two impact stations and six control stations) during the first five years of the operational phase of the Project. The monitoring stations shall be the same monitoring stations that were used for the baseline monitoring programme and have been approved by EPD. The coordinates of the monitoring stations are shown in **Table 3.1** and their locations are shown in **Figure 3**.

Table 3.1 Location of Water Quality Monitoring

Sampling Location		Easting	Northing
A	The Brothers, Control Station	816 100	822 500
B	The Brothers, Control Station	816 680	822 440
C	Siu Ho Wan Outfall, Impact Station	816 800	820 180
D	Siu Ho Wan Outfall, Impact Station	817 160	820 360
E	Cheung Sok, Control Station	819 817	821 655
F	Cheung Sok, Control Station	820 158	821 922
G	Tai Ching Chau, Control Station	822 214	822 692
H	Tai Ching Chau, Control Station	822 494	822 939

3.2 Monitoring Parameter

3.2.1 The monitoring parameters for water quality monitoring are summarized in **Table 3.2**.

Table 3.2 Parameters for Water Quality Monitoring

Monitoring Parameters	
In-situ Measurement	Laboratory Analysis
Dissolved oxygen (mg/L)	<i>E. coli</i> (cfu/100ml)
Temperature (degree Celsius)	5-day BOD (mg/l)
pH value	Suspended Solids (mg/l)
Water depth (m)	Ammonia as N (mg/l)
Salinity (ppt)	Nitrate as N (mg/l)
Turbidity (NTU)	Nitrite as N (mg/l)
Current Speed (m/s)	Total inorganic nitrogen (mg/l)
Current Direction (degree magnetic)	Total phosphorus (soluble and particulate) (mg/l)



3.2.2 Apart from the parameters listed in the **Table 3.2**, other relevant supplementary information such as monitoring location, time, weather conditions and any special phenomena will be also recorded.

3.2.3 The tidal data will be obtained from the tide gauge installed in Ma Wan Marine Traffic Station, managed by the Hydrographic Office of Marine Department. Location of the tide gauge is shown in **Figure 4**.

3.3 Monitoring Equipment

3.3.1 A multifunctional meter (YSI 6920 V2/ Aqua TROLL 600) will be used to measure dissolved oxygen (DO), concentration, DO saturation, temperature, salinity, pH and turbidity, simultaneously at the same location and water depth. An Acoustic Doppler Current Profiler (ADCP) integrated with echo sounder function will be used to measure water depth, current velocity (speed and direction). The data measured by ADCP will then be downloaded on site to computer on-board. The water depth data measured by the ADCP shall be electronically logged and available for output. All measurement data from the multiparameter monitoring device and ADCP will be integrated with the GPS data from the DGPS logging device, so that data collected at a specific time and location can be shown. The water sampler will be equipped with a multiparameter monitoring device (with water depth probe to determine the exact sampling depth at which a sample is collected). The equipment employed for the monitoring and sampling and their specifications are presented in **Table 3.3**. **Table 3.4** summarizes the equipment used in water quality monitoring.

Table 3.3 Water Quality Monitoring and Sampling Equipment

Parameter	Equipment	Model	Range	Equipment Accuracy
Temperature, Dissolved Oxygen, salinity, pH, Turbidity, Sampling Depth	Water Quality Monitoring Device	1) YSI 6920V2-2-M Sonde 2) Aqua TROLL 600 Multiparameter Sonde	Temp: -5 to 50°C DO: 0-50mg/L DO%: 0-500% Sal: 0 to 70 ppt pH: 0 to 14 pH units Turb: 0-1000NTU Depth: 0-61 meters	Temp: ±0.15°C DO: ±0.1mg/L or 1% (whichever greater) for 0-20mg/L; ±15% for 20-50mg/L (with correction for salinity and temperature) Sal: ±1% or 0.1ppt (whichever greater) pH: ±0.2 units Turb: ±2% or 0.3NTU (whichever greater) Depth: ±0.12m
Water Depth, Current Speed, Current Direction	Acoustic Doppler Current Profiler	RiverSurveyor M9	Water Depth: 0-80m	Water Depth: 1% Current speed: ±0.25% of measured velocity or ±0.2cm/s Current direction: ±2degree magnetic
Positioning	DGPS	Simrad MX521B Smart Antenna with Simrad MX610 CDU	NA	GPS: ±1m
Water Sampling	Water Sampler	Aquatic Research Transparent PC Vertical Water Sampler 2.2L / 3L / 5L	NA	NA



Table 3.4 Equipment used for Water Quality Monitoring

Equipment	Manufacturer / Model	Serial Number
Water Quality Monitoring Device	Aqua TROLL 600 Multiparameter Sonde	490113
Acoustic Doppler Current Profiler	RiverSurveyor M9	5906

3.3.2 Apart from the equipment mentioned in Section 3.3.1, a Class III commercially licensed vessel will be used as survey vessel. DGPS logging device with accuracy of $\pm 1\text{m}$ at 95% confidence level will be installed on the survey vessel to ascertain that measurement can be made accurately on the specific transects. All GPS data collected during the whole survey will be automatically and electronically logged. Powered winch will be used on-board the Survey Vessel to assist the monitoring. Experienced supervisor will be present all throughout the monitoring activities on-board the survey vessel.

3.3.3 Water samples will be collected by water sampler and stored in high density polythene bottles and sterilized glass bottles (for bacterial analysis), packed in ice (cooled to 4°C without being frozen), and delivered to the laboratory on the same day of collection for analysis. All sampling bottles will be pre-rinsed with the same water samples. The sampling bottles will then be taken to a HOKLAS accredited laboratory for analysis of *E. coli*, BOD₅, Suspended Solids, NH₃-N, NO₃-N, NO₂-N, Total inorganic nitrogen, Total phosphorus (soluble and particulate).

3.4 Laboratory Measurement and Analysis

3.4.1 ALS Technichem (HK) Pty Ltd (HOKLAS Reg. No. 066), is the appointed laboratory for analysis of water samples. The methods adopted by the laboratory and the reporting limits are detailed in **Table 3.5**.

Table 3.5 Laboratory Measurement/Analysis Methods and Reporting Limits

Analysis Description	Method	Reporting limits
<i>E. coli</i>	DoE Section 7.8, 7.9.4.2& 7.9.4.4 plus in situ urease test	1 cfu/100mL
5-day Biochemical Oxygen Demand	APHA 5210B	1 mg/L
Total Suspended Solid	APHA 2540D	0.5 mg/L
Ammonia as N	APHA 4500 NH3: G	0.005 mg/L
Nitrate as N	APHA 4500 NO3: I	0.005 mg/L
Nitrite as N	APHA 4500 NO2 B&H	0.005 mg/L
Total Inorganic Nitrogen	By Calculation	0.01 mg/L
Total phosphorus (soluble and particulate)	APHA 4500 P: J	0.01 mg/L

3.5 Monitoring Frequency and Duration

- 3.5.1** The water quality monitoring programme will be carried out once per two months for a period of five years of the operational phase of the Project.
- 3.5.2** Water quality monitoring for two tides at eight designated stations will be carried out for each monitoring event. For each station at each tide, duplicate samples for in-situ parameter and laboratory analysis at three designated water depths (1 m below water surface, mid-depth and 1 m above the seabed) will be taken and analyzed.
- 3.5.3** The monitoring schedule for the present and next reporting period is provided in **Appendix B**.

3.6 Quality Assurance / Quality Control

- 3.6.1** The equipment is in compliance with the requirements set out in the EM&A Plan. All in-situ monitoring instruments were calibrated by a HOKLAS-accredited laboratory or by standard solutions. Calibration of temperature, DO, salinity, pH and turbidity is conducted in three month interval.
- 3.6.2** During the measurements of DO concentration, DO saturation, salinity, turbidity, pH and temperature, duplicate readings will be taken. If the difference between the first and second readings of DO or turbidity is more than 25% of the value of the first reading, the reading was discarded and further readings will be taken.
- 3.6.3** The laboratory incorporates a variety of QA/QC monitoring programme into their testing system. Where applicable or available, the quality of the analysis will be monitored by conducting the following QC analysis:

For each batch of 20 samples:

- A minimal of 1 laboratory method blank will be analyzed;
- A minimal of 1 sample duplicate will be analyzed;
- A minimal of 1 sample matrix spike will be analyzed.

3.7 Event and Action Plan

- 3.7.1** Since the purpose of the water quality monitoring is to collect data for future propose, no specific event and action has to be followed.

3.8 Monitoring Results and Observations

- 3.8.1** Water quality monitoring has been conducted in June 2020. No water quality monitoring is carried out in this reporting period.

4. SEDIMENT QUALITY MONITORING AND BENTHIC SURVEY

4.1 Monitoring Station

4.1.1 In accordance with Section 6 of the EM&A Plan, sediment quality monitoring and benthic survey should be carried out at eight designated monitoring stations (two impact stations and six control stations) during the first five years of the operational phase of the Project. The proposed monitoring stations shall be the same monitoring stations that were used for the baseline monitoring programme and have been approved by EPD. The coordinates of the monitoring stations are shown in **Table 4.1** and their locations are shown in **Figure 3**.

Table 4.1 Location of Sediment Quality Monitoring and Benthic Survey

Sampling Location		Easting	Northing
A	The Brothers, Control Station	816 100	822 500
B	The Brothers, Control Station	816 680	822 440
C	Siu Ho Wan Outfall, Impact Station	816 800	820 180
D	Siu Ho Wan Outfall, Impact Station	817 160	820 360
E	Cheung Sok, Control Station	819 817	821 655
F	Cheung Sok, Control Station	820 158	821 922
G	Tai Ching Chau, Control Station	822 214	822 692
H	Tai Ching Chau, Control Station	822 494	822 939

4.2 Monitoring Parameter

4.2.1 The monitoring parameters for sediment quality monitoring and benthic survey are summarized in **Table 4.2**.

Table 4.2 Parameters for Sediment Quality Monitoring and Benthic Survey

Monitoring Parameters	
Sediment Quality Monitoring	Rinsate Blank for Benthic Survey
Grain size profile* (i.e. Particle Size Distribution) (%)	Cadmium (µg/L)
Total organic carbon* (%)	Chromium (µg/L)
pH value	Copper (µg/L)
Ammonia as N (mg-N/kg)	Lead (µg/L)
Total nitrogen (mg-N/kg)	Mercury ((µg/L)
Total phosphorus (mg-N/kg)	Nickel (µg/L)
Cadmium (mg/kg)	Zinc (µg/L)
Chromium (mg/kg)	Arsenic (µg/L)
Copper (mg/kg)	Silver (µg/L)
Lead (mg/kg)	
Mercury (mg/kg)	
Nickel (mg/kg)	
Zinc (mg/kg)	
Arsenic (mg/kg)	
Silver (mg/kg)	

*Grain size profile and total organic carbon is determined from the sediment sampled collected for benthic survey.

4.2.2 Apart from the parameters listed in the Table 4.2, other relevant supplementary information such as monitoring location, time, weather conditions and any special phenomena will be also recorded.

4.2.3 The tidal data will be obtained from the tide gauge installed in Ma Wan Marine Traffic Station, managed by the Hydrographic Office of Marine Department. Location of the tide gauge is shown in **Figure 4**.

4.3 Sampling Equipment

4.3.1 Ponar grab sampler (capacity of ~ 1 litre) will be used for collection of samples for sediment analysis. The grab will be capable of collecting sufficient amount of surficial (top 5 cm) sediment for the required analysis in a single deployment at each sampling location. The grab will be constructed with non-contaminating material to prevent sample contamination. Photos of ponar grab sampler are shown in **Appendix F**.

4.3.2 A modified Van Veen grab sampler (capacity of ~ 11.3 litres) will be used for collecting sediment samples for benthic survey. The top of the grab will have openings to allow the easy flow of water through the grab as it descends. The openings will be covered with 0.5 mm mesh to prevent the loss of any benthic fauna once sediment samples are taken. In addition the top openings will be sealable by movable flaps which will close when the grab is hauled to surface. Photos of modified Van Veen grab sampler are shown in **Appendix F**.

4.3.3 Class III commercially licensed vessel will be used as survey vessel. DGPS logging device in the ADCP with accuracy of $\pm 1\text{m}$ at 95% confidence level will be installed on the survey vessel to ascertain that measurement can be made accurately on the specific transects. All GPS data collected during the whole survey will be automatically and electronically logged. Powered winch will be used on-board the survey vessel to assist the monitoring. 4 fixed sieve stations will be equipped on survey vessel. Experienced supervisor will be present all throughout the monitoring activity on-board the survey vessel.

4.4 Sampling Procedure

Benthic Survey, Particle Size Distribution and TOC Analysis

4.4.1 A modified Van Veen grab sampler (capacity of ~ 11.3 litres) will be deployed using a winch at each of the benthic survey stations to collect single grab sample at each station. The grab sampler will be lowered through the water column slowly at a constant rate (approximately 30 cm/s) to prevent the formation of a pressure wave that may disturb surficial deposits. The grab will then be retrieved and evaluated on board of the survey vessel. Any sample showing uneven penetration or only partially filled with sediment shall be rejected. Samples will be placed in a plastic box with an identification card. Sub-samples (approximately 1 kg) will be splitted up for analysis of particle size distribution and TOC. The remaining sediment samples will be washed gently to separate the benthic organisms and the sediment using a watering hose with marine seawater supply, by a sieve stack (comprising 1 mm and 0.5 mm meshes). Benthic organisms remaining on the sieve will be removed into pre-labeled ziplock plastic bags. A 10% solution of buffered formalin containing Rose Bengal in seawater will be added to the bag to ensure tissue preservation. Samples will be sealed in plastic containers for transport to the laboratory for sorting and identification of benthic organisms.



Sediment Quality Monitoring (Except Particle Size Distribution and TOC Analysis)

4.4.2 Ponar grab sampler (capacity of ~ 1 litres) will be deployed at each of the benthic survey stations to collect single grab sample at each station. The grab sampler should be lowered through the water column slowly at a constant rate (approximately 30 cm/s) to prevent the formation of a pressure wave that may disturb surficial deposits. The grab will then be retrieved and evaluated on board of the survey vessel. Any sample showing uneven penetration or only partially filled with sediment will be rejected. Samples will be placed in a plastic box with an identification card. Sediment samples will be then transferred into brand new soil jars with QA/QC monitoring for laboratory analysis. Samples will be preserved and stored in accordance with approved SOP of HOKLAS accredited laboratory and the recommendations stipulated in ETWB TC (W) No. 34/2002.

4.4.3 Sediment samples shall be collected and packed in ice (cooled to 4°C without being frozen), and delivered to the laboratory on the same day of collection for analysis.

4.5 Laboratory Measurement and Analysis

4.5.1 ALS Technichem (HK) Pty Ltd (HOKLAS Reg. No. 066), is the appointed laboratory for analysis of sediment samples. The methods adopted by the laboratory and the reporting limits are detailed in **Table 4.3**.

Table 4.3 Laboratory Measurement/Analysis Methods and Reporting Limits

Analysis Description	Method	Reporting limits
Particle Size Distribution	Geospec 3: 2001 Test method 8.1, 8.5 and 8.7 (Wet Sieve and Hydrometer Method)	1%
Total Organic Carbon	APHA 5310B	0.05%
pH value	APHA 4500H: B	0.1 pH unit
Ammonia as N	APHA 4500 NH3: B&G	0.5 mg/kg
Total Nitrogen	APHA 4500 Norg: D & APHA 4500 NO3: I	10 mg/kg
Total Phosphorus	APHA 4500P: B&H	10 mg/kg
Cadmium	USEPA 6020A Digestion method: 3051A	0.1 mg/kg
Chromium		0.5 mg/kg
Copper		0.2 mg/kg
Lead		0.2 mg/kg
Mercury		0.05 mg/kg
Nickel		0.2 mg/kg
Zinc		0.5 mg/kg
Arsenic		0.5 mg/kg
Silver		0.1 mg/kg

4.6 Taxonomic Identification of Benthic Organism

4.6.1 Taxonomic identification of benthic organisms will be performed using stereo dissecting and high-power compound microscopes where it is necessary. Benthic organisms will be counted and identified to lower taxonomic levels as far as practicable with biomass (wet weight, to 0.01gram) of each individual recorded. If breakage of soft-bodied organism occurs, only anterior portions of fragments will be counted, although all fragments will be retained and



weighted for biomass determinations (wet weight, to 0.01gram). Data of species abundance and biomass will be recorded.

4.6.2 Data collected during surveys will be presented and summarized in tables and graphics. Species/taxon richness and abundance of marine benthic fauna communities will be analyzed by Shannon-Weiner diversity and Pielou's Evenness.

4.7 Monitoring Frequency and Duration

4.7.1 The sediment quality monitoring and benthic survey programmed shall be carried out once per two months for a period of five years of the operational phase of the Project. Since the purpose of the sediment quality monitoring and benthic survey is to collect data for future reference, only a single round of sediment quality monitoring and benthic survey at 8 designated locations will be carried out for each monitoring event. For each location, only a single sample will be taken and analyzed.

4.8 Quality Assurance / Quality Control

4.8.1 A rinsate blank will be collected in each monitoring location before each sediment sampling for benthic survey, so as to monitor the effectiveness of field decontamination procedure.

4.8.2 The laboratory incorporates a variety of QA/QC monitoring programme into their testing system. Where applicable or available, the quality of the analysis will be monitored by conducting the following QC analysis:

For each batch of 20 samples:

- A minimal of 1 laboratory method blank will be analyzed;
- A minimal of 1 sample duplicate will be analyzed;
- A minimal of 1 sample matrix spike will be analyzed.

4.9 Event and Action Plan

4.9.1 Since the purpose of the sediment quality monitoring and benthic survey is to collect data for future purpose, no specific event and action has to be followed.

4.10 Monitoring Results and Observations

4.10.1 Sediment quality monitoring and benthic survey have been conducted in June 2020. No sediment quality monitoring and benthic survey is carried in the reporting period.

5. CHINESE WHITE DOLPHIN MONITORING

5.1 Data Interpretation

- 5.1.1** In accordance with Section 4.1 of the EM&A Plan, relevant information on the distribution and abundance of CWDs in Hong Kong should be obtained from the Agriculture, Fisheries and Conservation Department (AFCD), and be reviewed on a bimonthly basis during the operational phase of the Project for a period of 5 years.
- 5.1.2** The discharge point of Siu Ho Wan outfall is situated at a location about 1 km off Northeast Lantau (NEL), as such our scope shall focus solely on CWDs findings within this area. The increased amount of sewage discharged from Siu Ho Wan Sewage Treatment Works was identified as a potential issue of concern for CWDs. Referring to the latest AFCD's report, "Monitoring of Marine Mammals in Hong Kong Waters (2019-20)", 182 line-transect vessel surveys with a total survey effort of 5,756.6km was conducted amongst 10 survey areas in Hong Kong from April 2019 to March 2020; the areas included NEL, Northwest Lantau (NWL), West Lantau (WL), Southwest Lantau (SWL), Southeast Lantau (SEL), Deep Bay (DB), Lamma (LM), Po Toi (PT), Ninepins (NP), and Sai Kung (SK). Additionally, under the Hong Kong-Zhuhai-Macao Bridge related EM&A, supplementary surveys with a total survey effort of 3949.8km were conducted at NEL, NWL and WL, bringing the total survey effort to 5,653.0km for these three areas.
- 5.1.3** During the 12-month monitoring period – from the AFCD monitoring surveys, 158 groups of 524 CWDs were sighted from April 2019 to March 2020. Also, additional sighting contributed from various HZMB-related EM&A surveys with a total of 275 groups of 890 dolphins were sighted altogether during the same 12-month periods. Among them, 239 were sighted during on-effort line-transect surveys, while the remaining numbers were made during off-effort search.
- 5.1.4** During the 2019-2020 monitoring period, 98.9% dolphin sightings were made at WL (195 sightings), NWL (19) and SWL (58). On the contrary, dolphins rarely occurred in the SEL and DB areas with 2 sighting of 2 lone dolphins and 1 sighting of 2 dolphins respectively. Despite the large survey effort conducted in the NEL survey area, no sightings were present from the combined data sets. Details of the CWDs abundances in WL, NWL and NEL mentioned above are presented in **Appendix E**.
- 5.1.5** The impact of increased effluent discharged from Siu Ho Wan outfall on CWDs is not mentioned in this report. In NEL, the decline was dramatic, dropping from the highest in 2001 (20 dolphins) to one dolphin in 2014 and then to zero for five consecutive years (2015-19). Presently, there is a complete absence of dolphins in NEL waters continuing from 2019, as no dolphin was sighted there in the recent years during AFCD surveys.
- 5.1.6** Though most marine works associated with the HZMB construction has been completed in 2016, there is still no sign of recovery in dolphin habitat use in the North Lantau region after the dramatic decline. With the on-going massive reclamation works associated with the third runway system construction commencing in mid-2016 and will continue for several more years, it can assumed that the dolphins' usage of habitat in North Lantau will likely remain at low levels in the foreseeable future. Continued systematic dolphin surveying in Lantau Island is necessary to further study this issue.

FUGRO TECHNICAL SERVICES LIMITED

Fugro Development Centre,
5 Lok Yi Street, Tai Lam,
Tuen Mun, N.T.,
Hong Kong.

Tel : +852 2450 8233
Fax : +852 2450 6138
E-mail : matlab@fugro.com
Website : www.fugro.com



Report No.: 0041/17/ED/0568A

Page 21

6. ADVICE ON IMPLEMENTATION STATUS OF ENVIRONMENTAL MITIGATION MEASURES

6.1 Implementation Status

- 6.1.1** Although no site inspection is prescribed during the operation of the Plant in accordance with the approved EM&A Plan, SHWSTW is reminded to fully and properly implement the mitigation measures specified in the EP and EIA Report. Mitigation measures such as aeration, chemical dosing system, covering or enclosing the pressing and sludge thickening facilities and ventilating air to a biological treatment prior to stack exhaust was implemented in the reporting period. A summary of mitigation measures implementation schedule is provided in **Appendix H**.



7. ADVICE ON THE SOLID AND LIQUID WASTE MANAGEMENT STATUS

7.1.1 SHWSTW is reminded to fully comply with EP conditions. All measures and recommendations in the EP, EIA Report and approved Waste Management Plan (WMP) shall be fully and properly implemented. During the reporting period, following measures in related to solid and liquid waste management were implemented:

- The influent of waste water shall be treated by CEPT with UV disinfection;
- Trip-ticket system shall be implemented for sludge and sediment;
- The acceptance criteria for Landfill disposal should be followed;
- Chemical waste should be properly handled and stored temporarily in designated chemical waste storage area on site in accordance with the Code of Practice on the Packaging, Labelling and Storage of Chemical Wastes.

7.1.2 A summary of mitigation measures implementation schedule is provided in **Appendix H**.

FUGRO TECHNICAL SERVICES LIMITED

Fugro Development Centre,
5 Lok Yi Street, Tai Lam,
Tuen Mun, N.T.,
Hong Kong.

Tel : +852 2450 8233
Fax : +852 2450 6138
E-mail : matlab@fugro.com
Website : www.fugro.com



Report No.: 0041/17/ED/0568A

Page 23

8. SUMMARY OF EXCEEDANCE OF THE ENVIRONMENTAL QUALITY PERFORMANCE LIMITS

8.1.1 Odour patrol monitoring was resumed and carried out on 2, 8, 14, 20 and 31 July 2020. No exceedances of Action/Limit levels at ASRs were recorded.

8.1.2 Water quality monitoring, sediment quality monitoring and benthic survey were carried out on 12 June 2020. No water quality monitoring, sediment quality monitoring and benthic survey were carried out in the reporting period as these environmental aspects are monitored bi-monthly. No specific Action/Limit level has to be followed since the purpose of the monitoring is to collect data for future purpose.

9. SUMMARY OF ENVIRONMENTAL COMPLAINTS

9.1.1 No complaint (written or verbal), inspection notice, notification of summons or prosecution was received in relation to environmental impact during the report period. Summaries of complaints, notification of summons and successful prosecutions are presented in **Table 9.1** and **Table 9.2**.

Table 9.1 Cumulative Statistics on Complaints

Environmental Parameters	Cumulative No. Brought Forward	No. of Complaints This Month	Cumulative Project-to-Date
Air	0	0	1
Noise	0	0	0
Water	0	0	0
Waste	0	0	0
Others	0	0	0
Total	0	0	0

Table 9.2 Cumulative Statistics on Notification of Summons and Successful Prosecutions

Environmental Parameters	Cumulative No. Brought Forward	No. of Notification of Summons and Prosecutions This Month	Cumulative Project-to-Date
Air	0	0	0
Noise	0	0	0
Water	0	0	0
Waste	0	0	0
Others	0	0	0
Total	0	0	0

9.1.2 The cumulative complaint log and summaries of complaints are presented in **Appendix G**.



10. FUTURE KEY ISSUES

10.1.1 The key issues to be considered in the coming reporting month include:

- i. Potential environmental impacts arising from the operation of SHWSTW are mainly associated with air quality, water quality, sediment quality, benthic ecology, waste management and distribution and abundance of CWDs.
- ii. According to the approved EM&A plan, a correlation study has to be carried out to establish the relationship of H₂S concentration (ppb) with the odour unit (OU/m³). H₂S measurement and olfactometry analysis conducted between August 2017 and May 2018 was considered as unlikely way to establish the relationship of H₂S concentration (ppb) with the odour unit (OU/m³). Since six months air quality monitoring and additional three months air quality monitoring had been conducted according to Section 2.2 of OEM&A Plan without any complaint or non-compliance recorded, air quality monitoring was temporarily suspension on air quality monitoring was approved by EPD's memo dated 14 May 2018. In order to recommence the monitoring, the review on air quality monitoring had been carried out to determine reasonable odour-related criteria and was submitted to EPD for approval on 24 March 2020. Comments from EPD were received on 1 April 2020 and the review is currently under revision for further submission to the EPD.

11. CONCLUSION

- 11.1.1** Odour patrol monitoring was resumed from January 2020 and carried out on 2, 8, 14, 20 and 31 July 2020. The modified odour patrol monitoring plan including updated Event and Action Plan was approved on March 2020, and odour patrol monitoring was commenced from 20 March 2020. No exceedances of Action/Limit levels at Air Sensitive Receivers (ASR) and odour patrol points were recorded and no non-compliance of odour monitoring at odour patrol points were recorded in the reporting period.
- 11.1.2** According to the approved EM&A plan, a correlation study has to be carried out to establish the relationship of H₂S concentration (ppb) with the odour unit (OU/m³). H₂S measurement and olfactometry analysis conducted between August 2017 and May 2018 was considered as unlikely way to establish the relationship of H₂S concentration (ppb) with the odour unit (OU/m³). Since six months air quality monitoring and additional three months air quality monitoring had been conducted according to Section 2.2 of OEM&A Plan without any complaint or non-compliance recorded, air quality monitoring was temporarily suspension on air quality monitoring was approved by EPD's memo dated 14 May 2018. In order to recommence the monitoring, a review on air quality monitoring had been carried out to determine reasonable odour-related criteria and was submitted to EPD for approval on 24 March 2020. Comments from EPD was received on 1 April 2020 and the review is currently under revision for further submission to the EPD.
- 11.1.3** No water quality monitoring, sediment quality monitoring and benthic survey were conducted in the reporting period.
- 11.1.4** The latest AFCD's report dated 21 July 2020, "*Monitoring of Marine Mammals in Hong Kong Waters (2019-20)*" in terms of the distribution and abundance of CWDs was reviewed. According to the advice from AFCD, the data of distribution and abundance of CWDs would only be available in the annual reports for Monitoring of Marine Mammals In Hong Kong Waters which cover monitoring data from 1 April to 31 March (next year). The updated status of the distribution and abundance of CWDs will be provided once the annual report (2020-21) is uploaded to AFCD's webpage.
- 11.1.5** SHWSTW is reminded to fully comply with EP conditions. All environmental mitigation measures and recommendations in the EP, EIA Report and approved waste management plan shall be fully and properly implemented.
- 11.1.6** No complaint (written or verbal), inspection notice, notification of summons or prosecution was received in relation to environmental impact during the report period.

FUGRO TECHNICAL SERVICES LIMITED

Fugro Development Centre,
5 Lok Yi Street, Tai Lam,
Tuen Mun, N.T.,
Hong Kong.

Tel : +852 2450 8233
Fax : +852 2450 6138
E-mail : matlab@fugro.com
Website : www.fugro.com



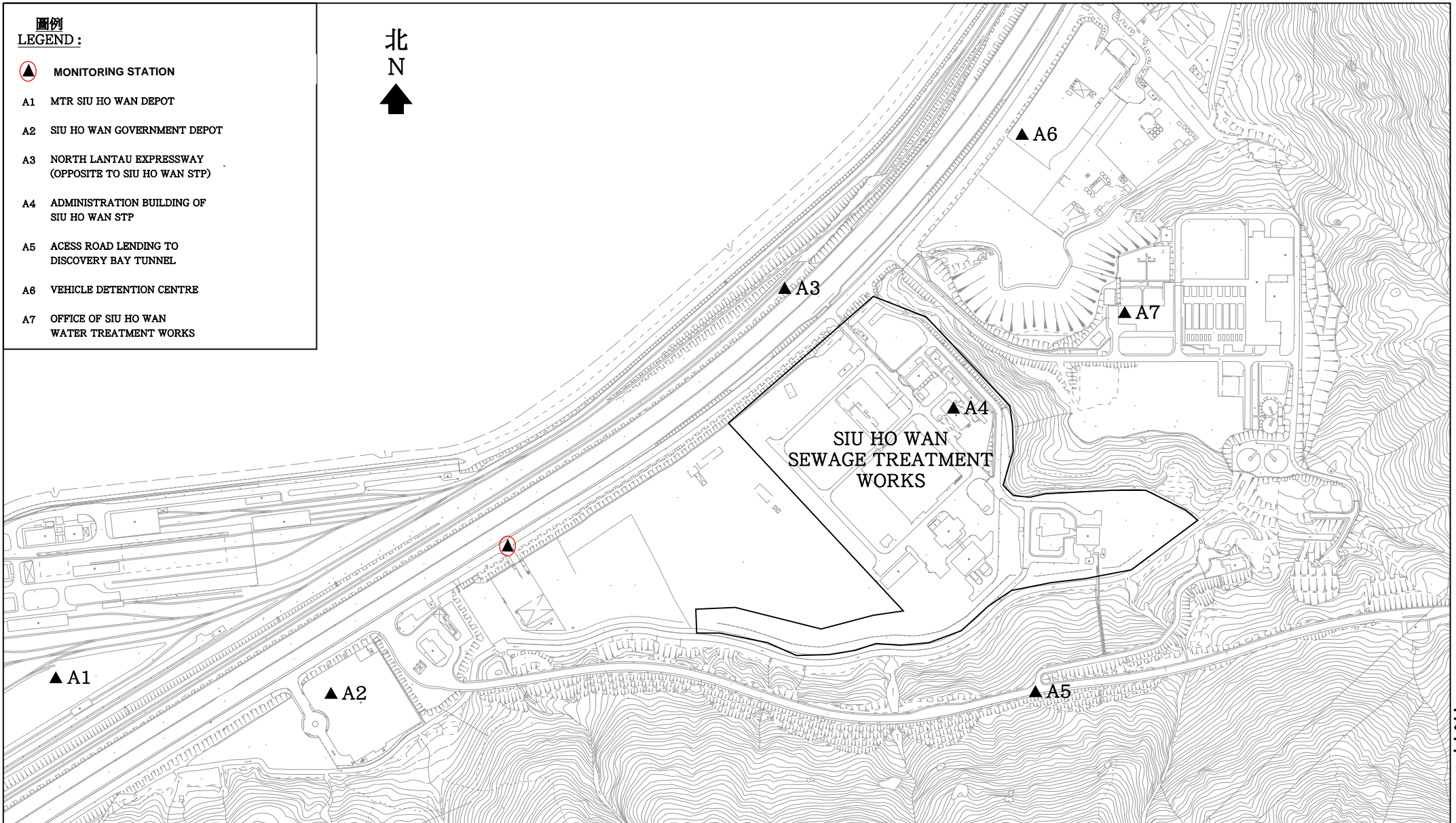
Report No.: 0041/17/ED/0568A

Figure 1

Monitoring Stations of Air Sensitive Receivers

圖例
LEGEND :

	MONITORING STATION
A1	MTR SIU HO WAN DEPOT
A2	SIU HO WAN GOVERNMENT DEPOT
A3	NORTH LANTAU EXPRESSWAY (OPPOSITE TO SIU HO WAN STP)
A4	ADMINISTRATION BUILDING OF SIU HO WAN STP
A5	ACCESS ROAD LENDING TO DISCOVERY BAY TUNNEL
A6	VEHICLE DETENTION CENTRE
A7	OFFICE OF SIU HO WAN WATER TREATMENT WORKS



圖則名稱 drawing title	繪畫 drawn	C.W. CHAN	日期 date	16-08-2006	圖則編號 drawing no.	DCM/2006/063	比例 scale	N.T.S.
	核對 checked	C.K. LAM	日期 date	16-08-2006	保留版權 COPYRIGHT RESERVED			
	批核 approved	S.K. WONG	日期 date	16-08-2006				
	部門 office	顧問工程管理部 CONSULTANTS MANAGEMENT DIVISION			香港特別行政區政府渠務署 DRAINAGE SERVICES DEPARTMENT GOVERNMENT OF THE HONG KONG SPECIAL ADMINISTRATIVE REGION			
UPGRADING OF SIU HO WAN SEWAGE TREATMENT PLANT OPTIONAL ENVIRONMENTAL MONITORING AND AUDIT PLAN ODOUR PATROL MONITORING STATIONS								

FUGRO TECHNICAL SERVICES LIMITED

Fugro Development Centre,
5 Lok Yi Street, Tai Lam,
Tuen Mun, N.T.,
Hong Kong.

Tel : +852 2450 8233
Fax : +852 2450 6138
E-mail : matlab@fugro.com
Website : www.fugro.com



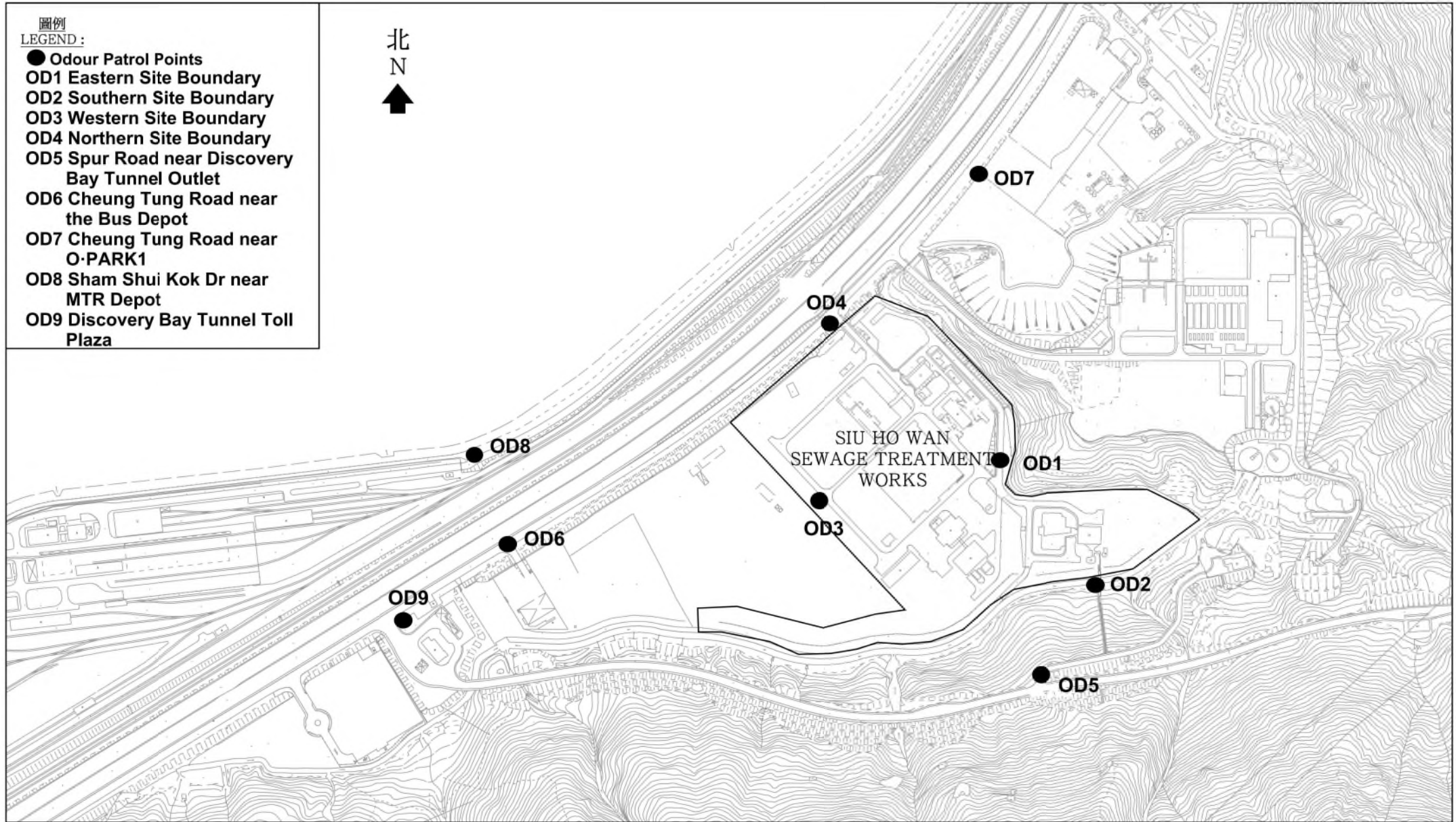
Report No.: 0041/17/ED/0568A

Figure 2

Odour Patrol Points of Modified Odour Patrol

圖例
LEGEND:

- Odour Patrol Points
- OD1 Eastern Site Boundary
- OD2 Southern Site Boundary
- OD3 Western Site Boundary
- OD4 Northern Site Boundary
- OD5 Spur Road near Discovery Bay Tunnel Outlet
- OD6 Cheung Tung Road near the Bus Depot
- OD7 Cheung Tung Road near O-PARK1
- OD8 Sham Shui Kok Dr near MTR Depot
- OD9 Discovery Bay Tunnel Toll Plaza



FUGRO TECHNICAL SERVICES LIMITED

Fugro Development Centre,
5 Lok Yi Street, Tai Lam,
Tuen Mun, N.T.,
Hong Kong.

Tel : +852 2450 8233
Fax : +852 2450 6138
E-mail : matlab@fugro.com
Website : www.fugro.com



Report No.: 0041/17/ED/0568A

Figure 3

Monitoring Stations of Water Quality Monitoring, Sediment Quality Monitoring and Benthic Survey



816000E

818000E

820000E

822000E

822000N

大小磨刀
BROTHERS

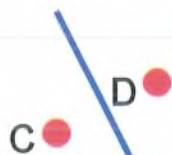
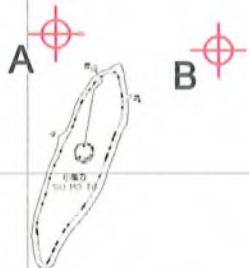
820000N




CO-ORDINATES OF CONTROL STATIONS :

CONTROL STATION No.	CO-ORDINATES	
	NORTHING	EASTING
A	822500	816100
B	822440	816680
E	821655	819817
F	821922	820158
G	822692	822214
H	822939	822494

CO-ORDINATES OF IMPACT STATIONS :

IMPACT STATION No.	CO-ORDINATES	
	NORTHING	EASTING
C	820180	816800
D	820360	817160

圖例
LEGEND :

-  IMPACT STATION
-  CONTROL STATION
-  SUBMARINE OUTFALL

圖則名稱 drawing title

UPGRADING OF SIU HO WAN SEWAGE TREATMENT PLANT
BASELINE MONITORING - LOCATION OF MONITORING STATIONS

繪畫 drawn

H.K. LAI

日期 date

06-02-2004

核對 checked

C.K. LAM

日期 date

04-03-2004

批核 approved

S.K. WONG

日期 date

04-03-2004

部門 office

顧問工程管理部

CONSULTANTS MANAGEMENT DIVISION

圖則編號 drawing no.

DCM/2004/002

比例 scale

N.T.S.

保留版權

COPYRIGHT RESERVED

香港特別行政區政府渠務署
DRAINAGE SERVICES DEPARTMENT
GOVERNMENT OF THE
HONG KONG
SPECIAL ADMINISTRATIVE REGION

FUGRO TECHNICAL SERVICES LIMITED

Fugro Development Centre,
5 Lok Yi Street, Tai Lam,
Tuen Mun, N.T.,
Hong Kong.

Tel : +852 2450 8233
Fax : +852 2450 6138
E-mail : matlab@fugro.com
Website : www.fugro.com



Report No.: 0041/17/ED/0568A

Figure 4

Location of the Tide Gauge

FUGRO TECHNICAL SERVICES LIMITED

Fugro Development Centre,
5 Lok Yi Street, Tai Lam,
Tuen Mun, N.T.,
Hong Kong.

Tel : +852 2450 8233
Fax : +852 2450 6138
E-mail : matlab@fugro.com
Website : www.fugro.com



Location of the Tide Gauge

Source: Google Maps

The copyright of this document is owned by Fugro Technical Services Limited. It may not be reproduced except with prior written approval from the Company.

FUGRO TECHNICAL SERVICES LIMITED

Fugro Development Centre,
5 Lok Yi Street, Tai Lam,
Tuen Mun, N.T.,
Hong Kong.

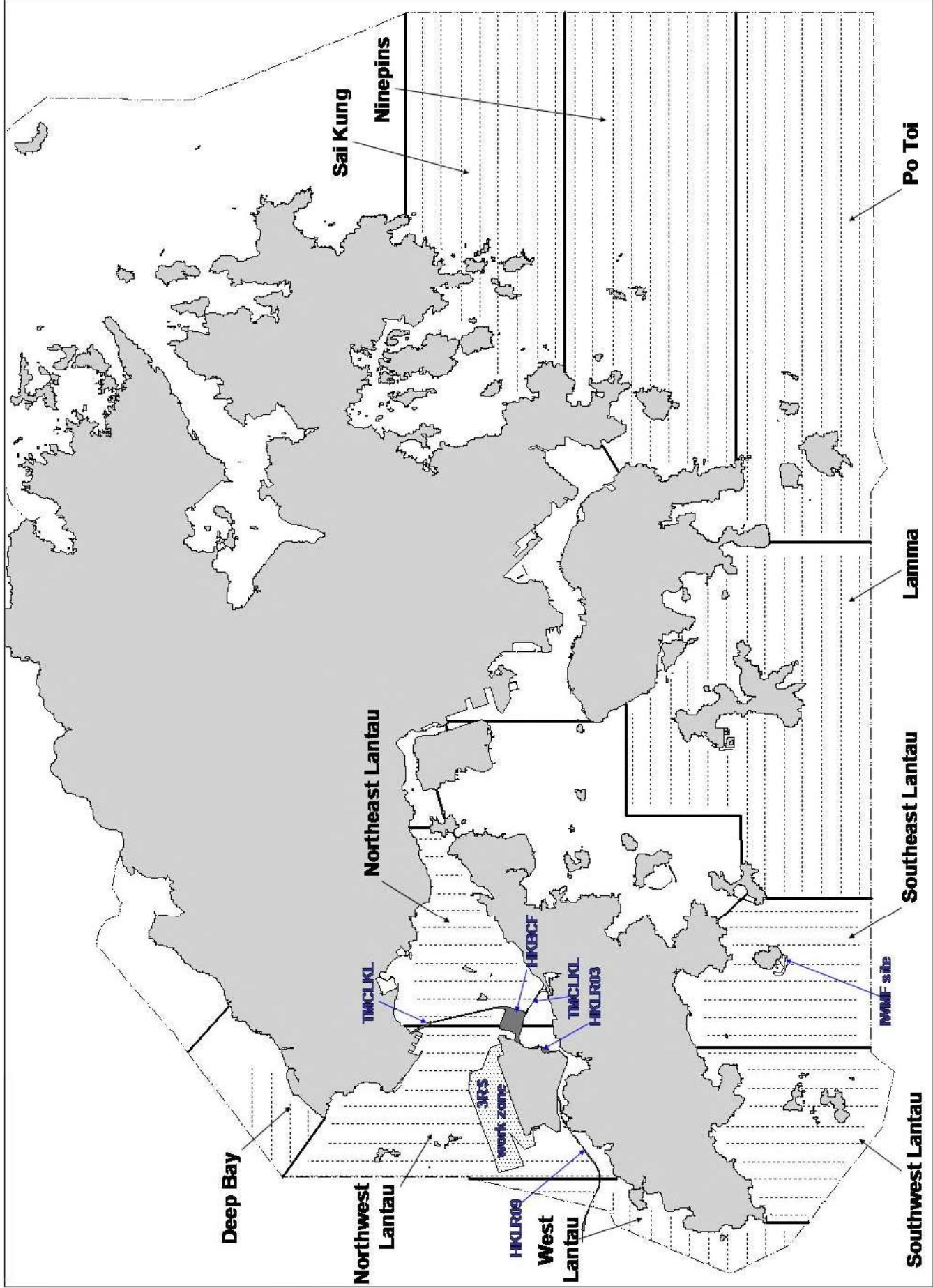
Tel : +852 2450 8233
Fax : +852 2450 6138
E-mail : matlab@fugro.com
Website : www.fugro.com



Report No.: 0041/17/ED/0568A

Figure 5

Location of Survey Areas of Chinese White Dolphins



Ten Line-Transect Survey Areas within the Study Area for the 2019-20 Monitoring Study

FUGRO TECHNICAL SERVICES LIMITED

Fugro Development Centre,
5 Lok Yi Street, Tai Lam,
Tuen Mun, N.T.,
Hong Kong.

Tel : +852 2450 8233
Fax : +852 2450 6138
E-mail : matlab@fugro.com
Website : www.fugro.com



Report No.: 0041/17/ED/0568A

Appendix A Project Organization Chart

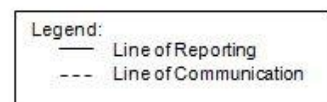
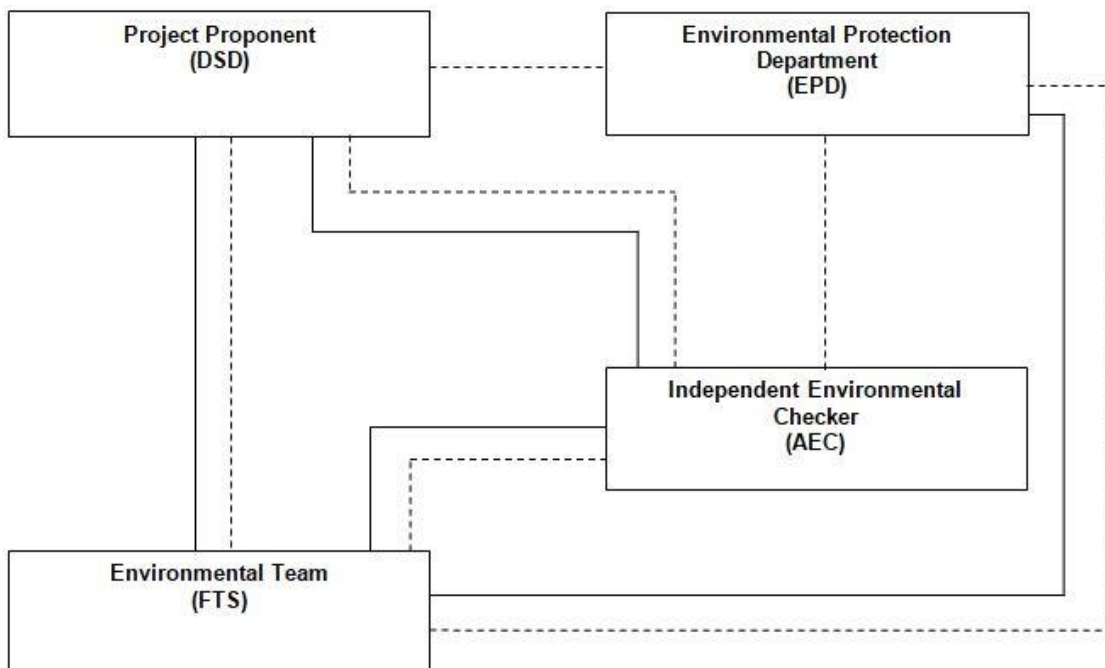
FUGRO TECHNICAL SERVICES LIMITED

Fugro Development Centre,
5 Lok Yi Street, Tai Lam,
Tuen Mun, N.T.,
Hong Kong.

Tel : +852 2450 8233
Fax : +852 2450 6138
E-mail : matlab@fugro.com
Website : www.fugro.com



Report No.: 0041/17/ED/0568A



FUGRO TECHNICAL SERVICES LIMITED

Fugro Development Centre,
5 Lok Yi Street, Tai Lam,
Tuen Mun, N.T.,
Hong Kong.

Tel : +852 2450 8233
Fax : +852 2450 6138
E-mail : matlab@fugro.com
Website : www.fugro.com



Report No.: 0041/17/ED/0568A

Appendix B

Monitoring Schedule for Present and Next Reporting Period

FUGRO TECHNICAL SERVICES LIMITED

Fugro Development Centre,
5 Lok Yi Street, Tai Lam,
Tuen Mun, N.T.,
Hong Kong.

Tel : +852 2450 8233
Fax : +852 2450 6138
E-mail : matlab@fugro.com
Website : www.fugro.com



Report No.: 0041/17/ED/0568A

Monitoring Schedule for the Present Reporting Period

Sun	Mon	Tue	Wed	Thur	Fri	Sat
			1	2 Odour Patrol	3	4
5	6	7	8 Odour Patrol	9	10	11
12	13	14 Odour Patrol	15	16	17	18
19	20 Odour Patrol	21	22	23	24	25
26	27	28	29	30	31 Odour Patrol	

Remarks

1. Actual monitoring will be subjected to change due to any safety concern or adverse weather condition.

FUGRO TECHNICAL SERVICES LIMITED

Fugro Development Centre,
5 Lok Yi Street, Tai Lam,
Tuen Mun, N.T.,
Hong Kong.

Tel : +852 2450 8233
Fax : +852 2450 6138
E-mail : matlab@fugro.com
Website : www.fugro.com



Report No.: 0041/17/ED/0568A

Monitoring Schedule for the Next Reporting Period

Sun	Mon	Tue	Wed	Thur	Fri	Sat
						1
2	3	4	5	6 Odour Patrol Water Quality Monitoring and Sediment Quality Monitoring and Benthic Survey Mid-Flood (07:30) Mid-Ebb (14:23)	7	8
9	10	11	12 Odour Patrol	13	14	15
16	17	18 Odour Patrol	19	20	21	22
23	24 Odour Patrol	25	26	27	28	29
30	31					

Remarks

- Actual monitoring will be subjected to change due to any safety concern or adverse weather condition.

FUGRO TECHNICAL SERVICES LIMITED

Fugro Development Centre,
5 Lok Yi Street, Tai Lam,
Tuen Mun, N.T.,
Hong Kong.

Tel : +852 2450 8233
Fax : +852 2450 6138
E-mail : matlab@fugro.com
Website : www.fugro.com



Report No.: 0041/17/ED/0568A

Appendix C

Event and Action Plan for Air Quality Monitoring

FUGRO TECHNICAL SERVICES LIMITED

Fugro Development Centre,
5 Lok Yi Street, Tai Lam,
Tuen Mun, N.T.,
Hong Kong.

Tel : +852 2450 8233
Fax : +852 2450 6138
E-mail : matlab@fugro.com
Website : www.fugro.com



Report No.: 0041/17/ED/0568A

EVENT	ACTION		
	ET	IEC	*Operator
Action Level			
One complaint received for specific odour event / Odour intensity of 2 or above is measured from odour patrol	<ol style="list-style-type: none"> 1. Identify source/reason of exceedance or odour complaints; 2. Notify the IEC and Operator of exceedance; 3. Repeat odour patrol to confirm finding; 4. If exceedance continues, notify the IEC and Operator; 5. Carry out investigation to identify the source/reason of exceedance or complaints; 6. Check Operator's working methods; and 7. Discuss with Operator on required remedial actions. 	<ol style="list-style-type: none"> 1. Check odour patrol results submitted by ET; 2. Discuss with ET and Operator on the possible remedial actions; 3. Advise the Operator on the effectiveness of the proposed remedial measures; 4. Supervise implementation of remedial measures. 	<ol style="list-style-type: none"> 1. Notify the ET and IEC when receipt of odour complaint; 2. Confirm receipt of notification of exceedance in writing; 3. Identify/ confirm source with ET; 4. Discuss with ET for remedial actions required; 5. Ensure remedial actions properly implemented 6. Rectify any unacceptable practice; and 7. Amend operation methods if appropriate.
Limit Level			
More than one complaint in 3 months / Odour intensity of 3 or above is measured from odour patrol	<ol style="list-style-type: none"> 1. Identify source/reason of exceedance or odour complaints; 2. Notify the IEC and Operator of exceedance; 3. Repeat odour patrol to confirm finding; 4. If exceedance continues, notify the IEC and Operator; 5. Carry out investigation to identify the source/reason of exceedance or complaints; 6. Check Operator's working methods; 7. Carry out analysis of Operator's working procedures to determine possible mitigation to be implemented; 8. Arrange meeting with ET and EPD to discuss the remedial actions to be taken; 9. Discuss with EPD and the 	<ol style="list-style-type: none"> 1. Check odour patrol results submitted by ET; 2. Discuss amongst ET and the Operator on the potential remedial actions; 3. Review the proposed remedial actions whenever necessary to assure their effectiveness and advise the Operator accordingly; 4. Supervise implementation of remedial measures. 	<ol style="list-style-type: none"> 1. Notify the ET and IEC when receipt of odour complaint; 2. Confirm receipt of notification of exceedance in writing; 3. Identify/ confirm source with ET; 4. Inform ET, IEC and EPD; 5. Discuss with EPD and ET on the required remedial actions; 6. Ensure remedial actions properly implemented; 7. Take immediate action to avoid further exceedance; 8. Implement the agreed proposals.

FUGRO TECHNICAL SERVICES LIMITED

Fugro Development Centre,
5 Lok Yi Street, Tai Lam,
Tuen Mun, N.T.,
Hong Kong.

Tel : +852 2450 8233
Fax : +852 2450 6138
E-mail : matlab@fugro.com
Website : www.fugro.com



Report No.: 0041/17/ED/0568A

	<p>Operator on the required remedial actions;</p> <ol style="list-style-type: none">10. Submit proposals for remedial actions within 3 working days of notification;11. Assess effectiveness of Operator's remedial actions and keep EPD informed of the results;12. Amend proposal if appropriate; and13. Resubmit proposal if problem still not under control.		
--	---	--	--

* The operator who is the constructor responsible for the operation during the maintenance period.

FUGRO TECHNICAL SERVICES LIMITED

Fugro Development Centre,
5 Lok Yi Street, Tai Lam,
Tuen Mun, N.T.,
Hong Kong.

Tel : +852 2450 8233
Fax : +852 2450 6138
E-mail : matlab@fugro.com
Website : www.fugro.com



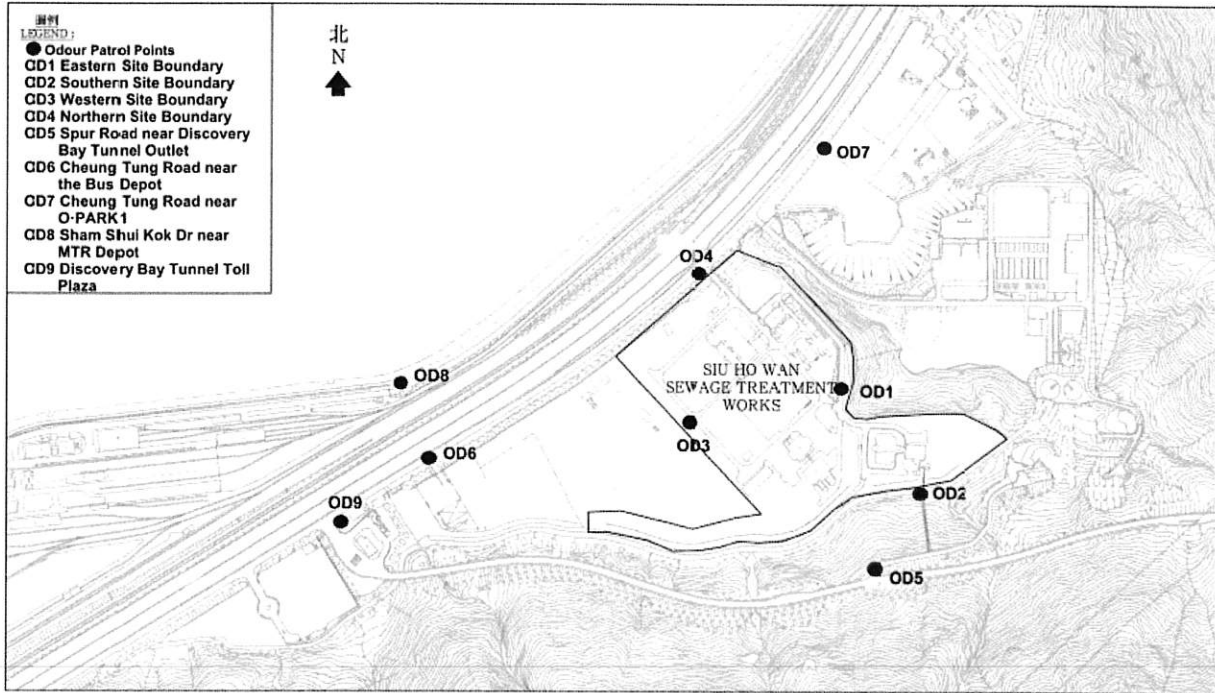
Report No.: 0041/17/ED/0568A

Appendix D

Results and Graphical Presentation of Air Quality Monitoring



Contract No. CM 14/2016
Environmental Team for Operational Environmental Monitoring and Audit for
Siu Ho Wan Sewage Treatment Works
Odour Patrol Record Sheet



Date	2/7/2020		Weather	Cloudy		Temperature	29.7°C		Humidity	80%	
ID	Location	Time	Wind Direction	Wind Speed (m/s)	Odour intensity	Odour Characteristics					
OD1	Eastern Site Boundary	10:27	—	0	0	—					
OD2	Southern Site Boundary	10:32	—	0	0	—					
OD3	Western Site Boundary	10:24	E	0.8	0	—					
OD4	Northern Site Boundary	10:21	S	1.2	0	—					
OD5	Spur Road near Discovery Bay Tunnel Outlet	—	—	—	—	—					
OD6	Cheung Tung Road near the Bus Depot	10:04	E	1.1	0	—					
OD7	Cheung Tung Road near O-PARK 1	10:05	—	0	0	—					
OD8	Sham Shui Kok Dr near MTR Depot	9:57	E	0.5	0	—					
OD9	Discovery Bay Tunnel Toll Plaza	10:02	SE	0.6	0	—					

***Classification Criteria:**

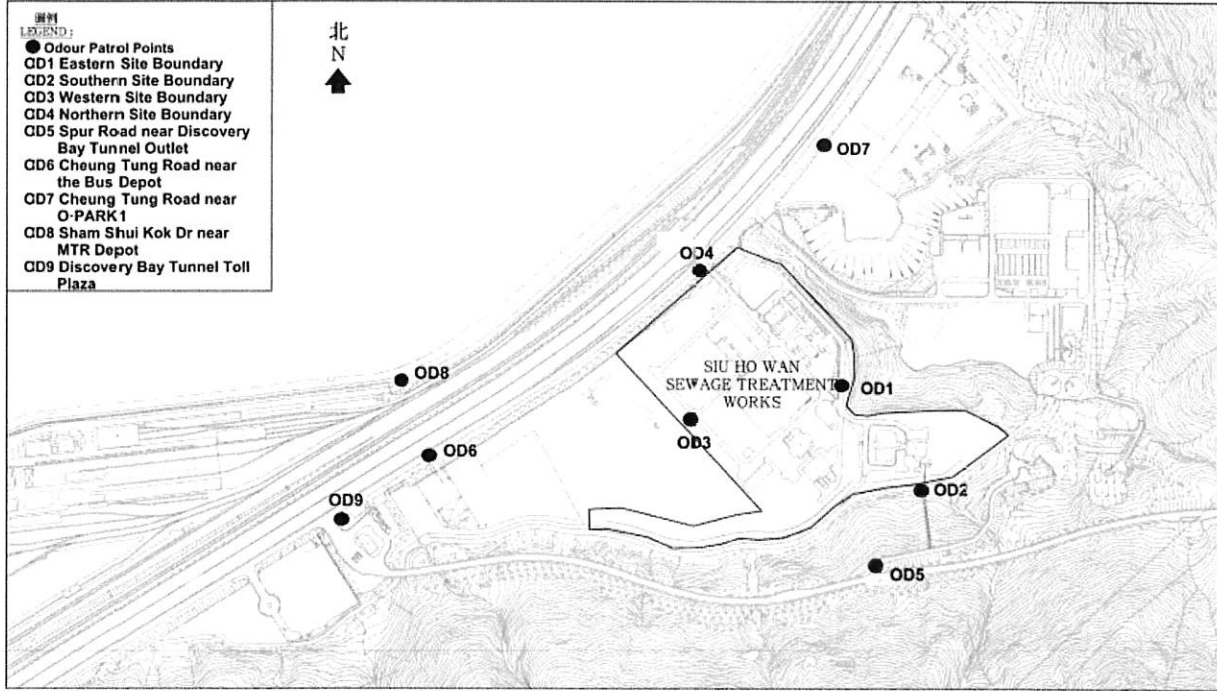
- Not detected : No odour perceived or an odour so weak that it cannot be easily characterised or described
- Slight : Slight identifiable odour, and slight chance to have odour nuisance
- Moderate : Moderate identifiable odour, and moderate chance to have odour nuisance
- Strong : Strong identifiable, likely to have odour nuisance
- Extreme : Extreme severe odour, and unacceptable odour level

Recorded by:
Name: Chan Siu Ting
Date: 2/7/2020

Checked by:
Name: CHOI KAM HO
Date: 2 July 2020



Contract No. CM 14/2016
Environmental Team for Operational Environmental Monitoring and Audit for
Siu Ho Wan Sewage Treatment Works
Odour Patrol Record Sheet



Date	2.7.2020		Weather	Cloudy	Temperature	29.7°C	Humidity	90%
ID	Location	Time	Wind Direction	Wind Speed (m/s)	Odour intensity	Odour Characteristics		
OD1	Eastern Site Boundary	10:27	/	0	0	/		
OD2	Southern Site Boundary	10:32	/	0	0	/		
OD3	Western Site Boundary	10:24	E	0.8	0	/		
OD4	Northern Site Boundary	10:21	S	1.2	0	/		
OD5	Spur Road near Discovery Bay Tunnel Outlet	/	/	/	/	/		
OD6	Cheung Tung Road near the Bus Depot	10:04	E	1.1	0	/		
OD7	Cheung Tung Road near O-PARK1	10:05	/	0	0	/		
OD8	Sham Shui Kok Dr near MTR Depot	9:57	E	0.5	0	/		
OD9	Discovery Bay Tunnel Toll Plaza	10:02	SE	0.6	0	/		

***Classification Criteria:**

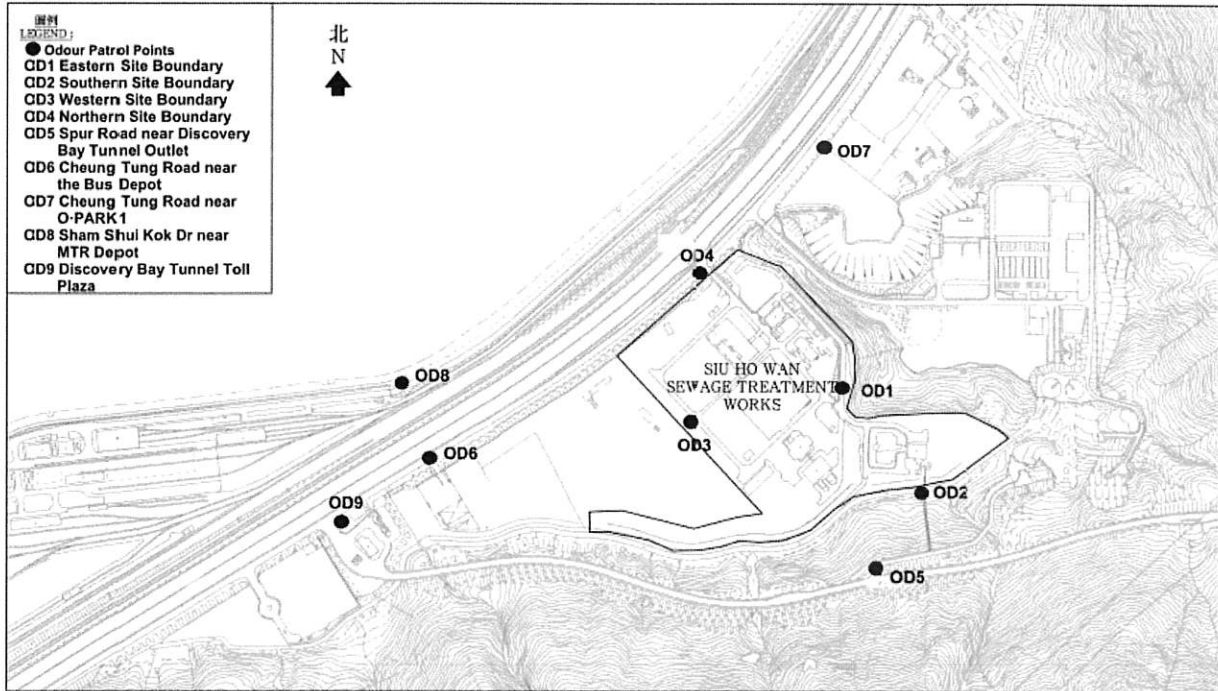
- Not detected : No odour perceived or an odour so weak that it cannot be easily characterised or described
- Slight : Slight identifiable odour, and slight chance to have odour nuisance
- Moderate : Moderate identifiable odour, and moderate chance to have odour nuisance
- Strong : Strong identifiable, likely to have odour nuisance
- Extreme : Extreme severe odour, and unacceptable odour level

Recorded by: [Signature]
Name: LAW YEE CHUNG
Date: 2.7.2020

Checked by: [Signature]
Name: CHUI KAM HO
Date: 2 July 2020



Contract No. CM 14/2016
Environmental Team for Operational Environmental Monitoring and Audit for
Siu Ho Wan Sewage Treatment Works
Odour Patrol Record Sheet



Date	9 JULY 2020	Weather	CLOUDY	Temperature	29°C	Humidity	84%
ID	Location	Time	Wind Direction	Wind Speed (m/s)	Odour intensity	Odour Characteristics	
OD1	Eastern Site Boundary	10:24	NW	1.0	0	/	
OD2	Southern Site Boundary	10:27	/	0	0	/	
OD3	Western Site Boundary	10:21	NW	2.1	0	/	
OD4	Northern Site Boundary	10:17	/	0	0	/	
OD5	Spur Road near Discovery Bay Tunnel Outlet	/	/	/	/	/	
OD6	Cheung Tung Road near the Bus Depot	10:04	SW	0.3	0	/	
OD7	Cheung Tung Road near O-PARK1	10:06	/	0	0	/	
OD8	Sham Shui Kok Dr near MTR Depot	9:57	SW	0.1	0	/	
OD9	Discovery Bay Tunnel Toll Plaza	10:02	/	0	0	/	

*Classification Criteria:

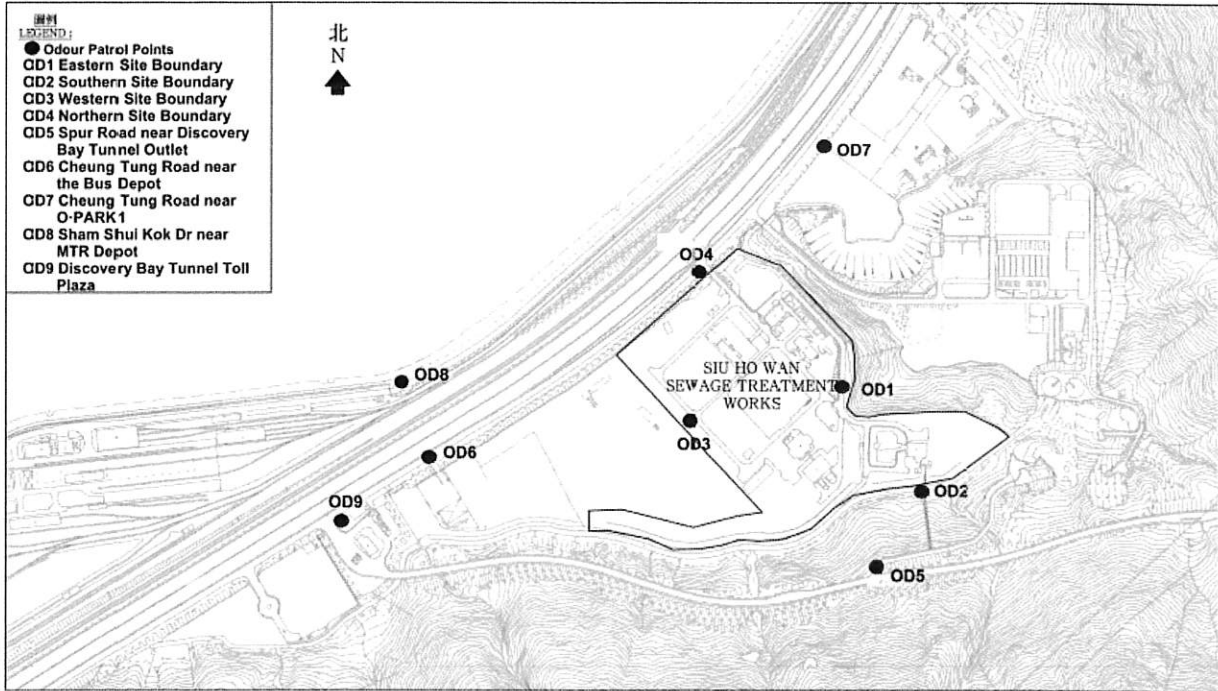
- Not detected : No odour perceived or an odour so weak that it cannot be easily characterised or described
- Slight : Slight identifiable odour, and slight chance to have odour nuisance
- Moderate : Moderate identifiable odour, and moderate chance to have odour nuisance
- Strong : Strong identifiable, likely to have odour nuisance
- Extreme : Extreme severe odour, and unacceptable odour level

Recorded by: Ip Tsz Hin
Name: Ip Tsz Hin
Date: 8/7/2020

Checked by: [Signature]
Name: CHOI KAM HO
Date: 8 July 2020



Contract No. CM 14/2016
Environmental Team for Operational Environmental Monitoring and Audit for
Siu Ho Wan Sewage Treatment Works
Odour Patrol Record Sheet



Date	8 July 2020	Weather	Cloudy	Temperature	29°C	Humidity	88%
ID	Location	Time	Wind Direction	Wind Speed (m/s)	Odour intensity	Odour Characteristics	
OD1	Eastern Site Boundary	10:24	NW	1.0	0	/	
OD2	Southern Site Boundary	10:27	/	0	0	/	
OD3	Western Site Boundary	10:21	NW	2.1	0	/	
OD4	Northern Site Boundary	10:17	/	0	0	/	
OD5	Spur Road near Discovery Bay Tunnel Outlet	/	/	/	/	/	
OD6	Cheung Tung Road near the Bus Depot	10:04	SW	0.3	0	/	
OD7	Cheung Tung Road near O-PARK1	10:06	/	0	0	/	
OD8	Sham Shui Kok Dr near MTR Depot	9:57	SW	0.1	0	/	
OD9	Discovery Bay Tunnel Toll Plaza	10:02	/	0	0	/	

***Classification Criteria:**

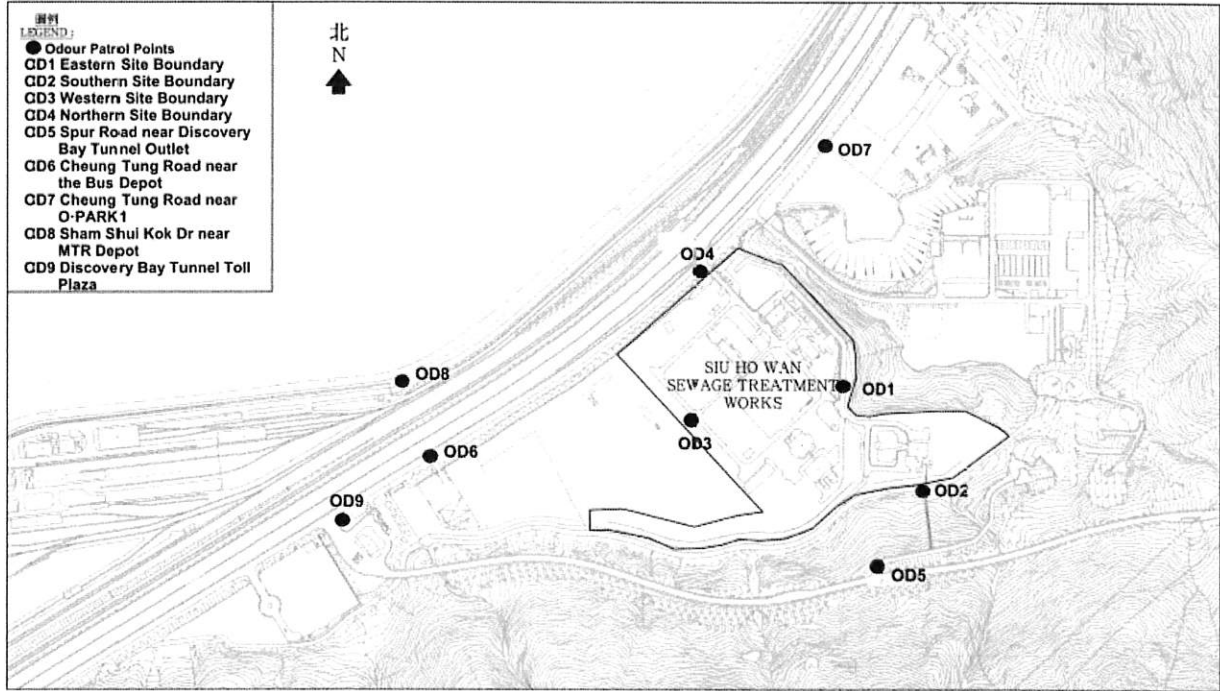
- Not detected : No odour perceived or an odour so weak that it cannot be easily characterised or described
- Slight : Slight identifiable odour, and slight chance to have odour nuisance
- Moderate : Moderate identifiable odour, and moderate chance to have odour nuisance
- Strong : Strong identifiable, likely to have odour nuisance
- Extreme : Extreme severe odour, and unacceptable odour level

Recorded by: [Signature]
Name: LAW YEE CHUNG
Date: 8-7-2020

Checked by: [Signature]
Name: CHOI KAM HO
Date: 8 July 2020



Contract No. CM 14/2016
Environmental Team for Operational Environmental Monitoring and Audit for
Siu Ho Wan Sewage Treatment Works
Odour Patrol Record Sheet



Date	14/7/2020	Weather	Fine	Temperature	30.1°C	Humidity	76%
ID	Location	Time	Wind Direction	Wind Speed (m/s)	Odour intensity	Odour Characteristics	
OD1	Eastern Site Boundary	10:27	NW	1.4	0	/	
OD2	Southern Site Boundary	10:30	/	0	0	/	
OD3	Western Site Boundary	10:25	W	0.9	0	/	
OD4	Northern Site Boundary	10:23	/	0	0	/	
OD5	Spur Road near Discovery Bay Tunnel Outlet	/	/	/	/	/	
OD6	Cheung Tung Road near the Bus Depot	10:03	W	0.8	0	/	
OD7	Cheung Tung Road near O-PARK1	10:05	/	0	0	/	
OD8	Sham Shui Kok Dr near MTR Depot	09:56	W	0.9	0	/	
OD9	Discovery Bay Tunnel Toll Plaza	10:01	W	0.2	0	/	

***Classification Criteria:**

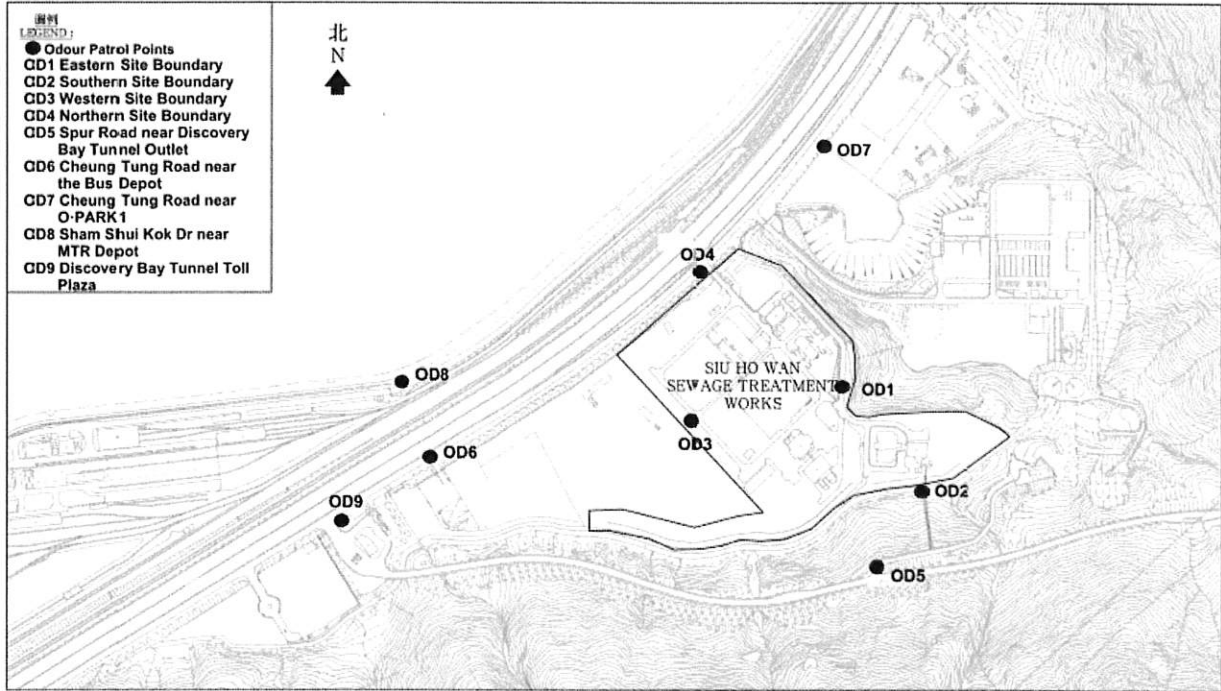
- Not detected : No odour perceived or an odour so weak that it cannot be easily characterised or described
- Slight : Slight identifiable odour, and slight chance to have odour nuisance
- Moderate : Moderate identifiable odour, and moderate chance to have odour nuisance
- Strong : Strong identifiable, likely to have odour nuisance
- Extreme : Extreme severe odour, and unacceptable odour level

Recorded by: Woo
 Name: Woo Ka Ho
 Date: 14/7/2020

Checked by: [Signature]
 Name: CHOT KAM HO
 Date: 14 July 2020



Contract No. CM 14/2016
Environmental Team for Operational Environmental Monitoring and Audit for
Siu Ho Wan Sewage Treatment Works
Odour Patrol Record Sheet



Date	14/7/2020	Weather	Fine	Temperature	30.1°C	Humidity	76%
ID	Location	Time	Wind Direction	Wind Speed (m/s)	Odour intensity	Odour Characteristics	
OD1	Eastern Site Boundary	10:27	NW	1.4	0	/	
OD2	Southern Site Boundary	10:30	/	0	0	/	
OD3	Western Site Boundary	10:25	W	0.9	0	/	
OD4	Northern Site Boundary	10:23	/	0	0	/	
OD5	Spur Road near Discovery Bay Tunnel Outlet	/	/	/	/	/	
OD6	Cheung Tung Road near the Bus Depot	10:03	W	0.9	0	/	
OD7	Cheung Tung Road near O-PARK1	10:05	/	0	0	/	
OD8	Sham Shui Kok Dr near MTR Depot	9:56	W	0.9	0	/	
OD9	Discovery Bay Tunnel Toll Plaza	10:01	W	0.2	0	/	

***Classification Criteria:**

- Not detected : No odour perceived or an odour so weak that it cannot be easily characterised or described
- Slight : Slight identifiable odour, and slight chance to have odour nuisance
- Moderate : Moderate identifiable odour, and moderate chance to have odour nuisance
- Strong : Strong identifiable, likely to have odour nuisance
- Extreme : Extreme severe odour, and unacceptable odour level

Recorded by: WAN SIU WAI
Name: WAN SIU WAI
Date: 14/7/2020

Checked by: [Signature]
Name: CHOI KAM HO
Date: 14 July 2020

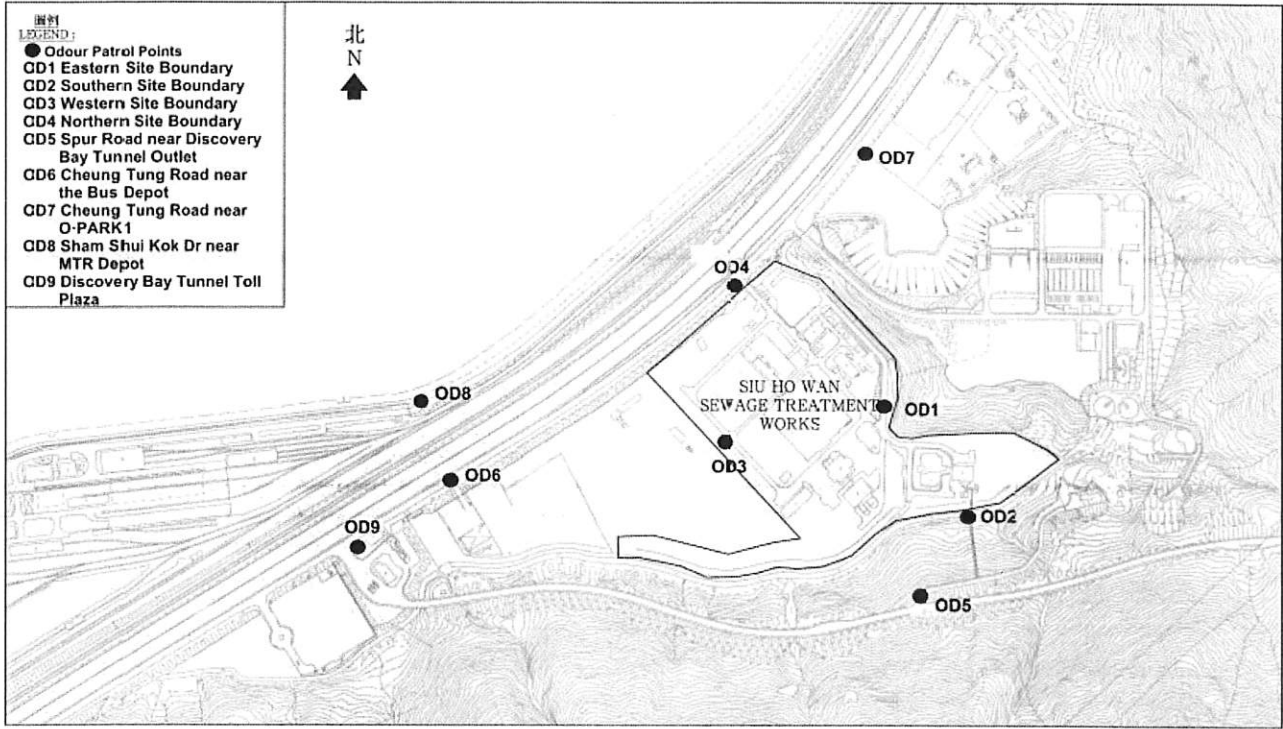
FUGRO TECHNICAL SERVICES LIMITED

Room 723 - 726, 7/F, Block B,
Profit Industrial Building,
1-15 Kwai Fung Crescent, Kwai Fong,
Hong Kong.

Tel : (852)-24508238
Fax : (852)-24508032
Email : mcl@fugro.com.hk



Contract No. CM 14/2016 Environmental Team for Operational Environmental Monitoring and Audit for Siu Ho Wan Sewage Treatment Works Odour Patrol Record Sheet



Date	20.7.2020	Weather	Fine	Temperature	31.3°C	Humidity	62%
ID	Location	Time	Wind Direction	Wind Speed (m/s)	Odour intensity	Odour Characteristics	
OD1	Eastern Site Boundary	10:30	S	0.5	0	/	
OD2	Southern Site Boundary	10:33	/	0	0	/	
OD3	Western Site Boundary	10:28	S	1.1	0	/	
OD4	Northern Site Boundary	10:25	/	0	0	/	
OD5	Spur Road near Discovery Bay Tunnel Outlet	/	/	/	/	/	
OD6	Cheung Tung Road near the Bus Depot	10:08	SE	1.2	0	/	
OD7	Cheung Tung Road near O-PARK1	10:11	S	0.5	0	/	
OD8	Sham Shui Kok Dr near MTR Depot	9:55	S	2.5	0	/	
OD9	Discovery Bay Tunnel Toll Plaza	10:02	SE	1.5	0	/	

***Classification Criteria:**

- Not detected : No odour perceived or an odour so weak that it cannot be easily characterised or described
- Slight : Slight identifiable odour, and slight chance to have odour nuisance
- Moderate : Moderate identifiable odour, and moderate chance to have odour nuisance
- Strong : Strong identifiable, likely to have odour nuisance
- Extreme : Extreme severe odour, and unacceptable odour level

Recorded by: [Signature]
Name: Law Yee Chung
Date: 20.7.2020

Checked by: [Signature]
Name: CHOI KAM HO
Date: 20 July 2020

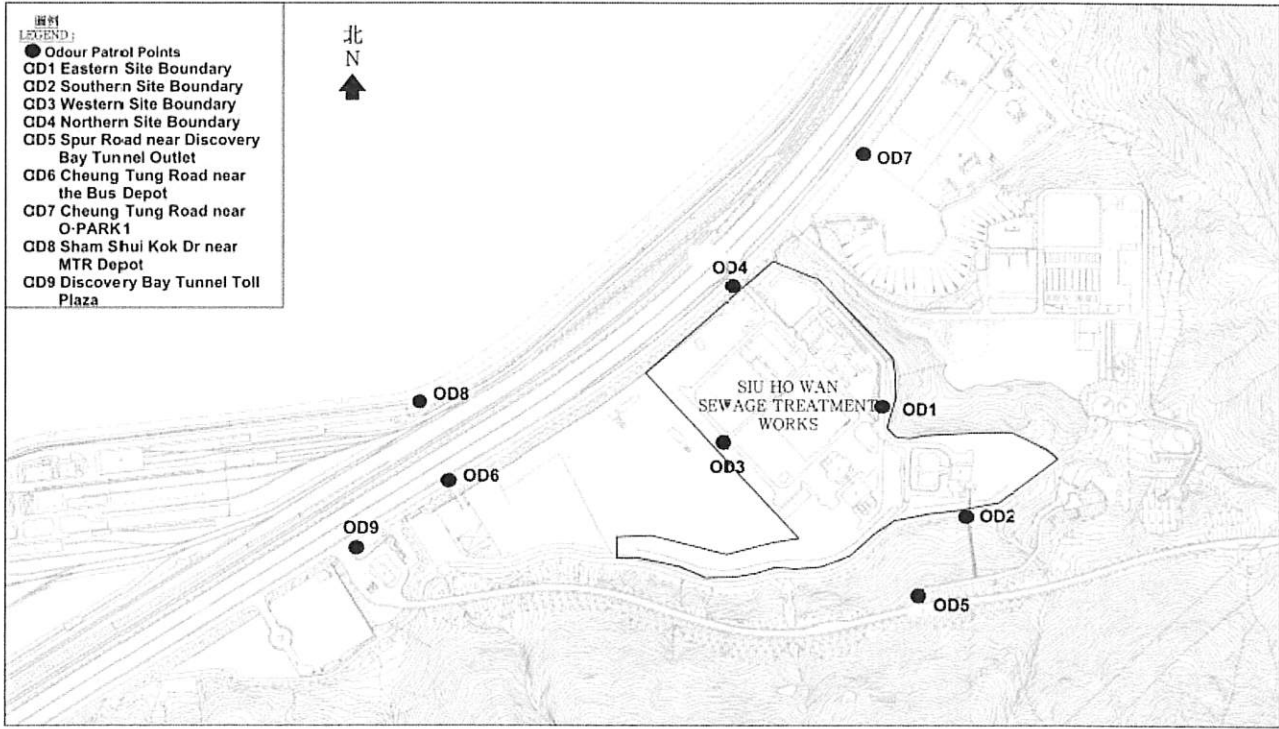
FUGRO TECHNICAL SERVICES LIMITED

Room 723 - 726, 7/F, Block B,
Profit Industrial Building,
1-15 Kwai Fung Crescent, Kwai Fong,
Hong Kong.

Tel : (852)-24508238
Fax : (852)-24508032
Email : mcl@fugro.com.hk



Contract No. CM 14/2016 Environmental Team for Operational Environmental Monitoring and Audit for Siu Ho Wan Sewage Treatment Works Odour Patrol Record Sheet



Date	20/7/2020	Weather	Fine	Temperature	31.3°C	Humidity	62%
ID	Location	Time	Wind Direction	Wind Speed (m/s)	Odour intensity	Odour Characteristics	
OD1	Eastern Site Boundary	10:30	S	0.5	0	/	
OD2	Southern Site Boundary	10:33	/	0	0	/	
OD3	Western Site Boundary	10:28	S	1.1	0	/	
OD4	Northern Site Boundary	10:25	/	0	0	/	
OD5	Spur Road near Discovery Bay Tunnel Outlet	/	/	/	/	/	
OD6	Cheung Tung Road near the Bus Depot	10:09	SE	1.2	0	/	
OD7	Cheung Tung Road near O-PARK1	10:11	S	0.5	0	/	
OD8	Sham Shui Kok Dr near MTR Depot	9:55	S	2.5	0	/	
OD9	Discovery Bay Tunnel Toll Plaza	10:02	SE	1.5	0	/	

***Classification Criteria:**

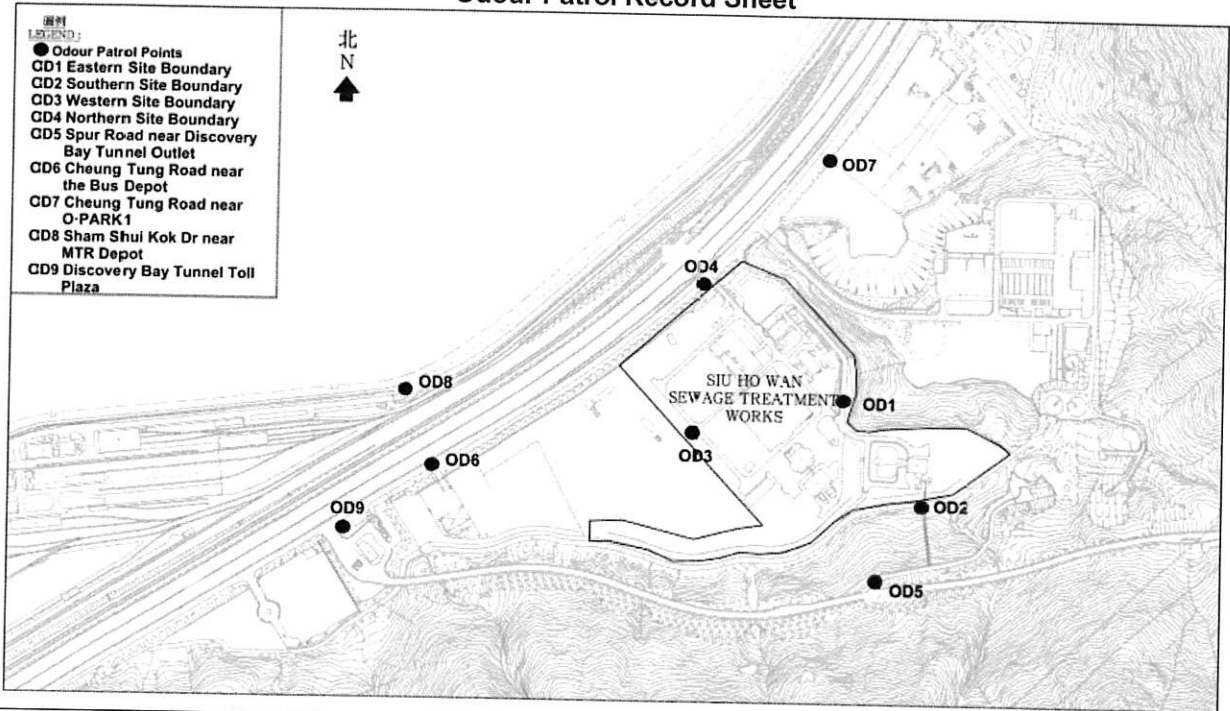
- Not detected : No odour perceived or an odour so weak that it cannot be easily characterised or described
- Slight : Slight identifiable odour, and slight chance to have odour nuisance
- Moderate : Moderate identifiable odour, and moderate chance to have odour nuisance
- Strong : Strong identifiable, likely to have odour nuisance
- Extreme : Extreme severe odour, and unacceptable odour level

Recorded by: TST
Name: Chan Siu Ting
Date: 20/7/2020

Checked by: CH
Name: CHOI KAM HO
Date: 20 July 2020



Contract No. CM 14/2016
Environmental Team for Operational Environmental Monitoring and Audit for
Siu Ho Wan Sewage Treatment Works
Odour Patrol Record Sheet



Date	31 July 2020	Weather	Cloudy	Temperature	27.9°C	Humidity	82%
ID	Location	Time	Wind Direction	Wind Speed (m/s)	Odour intensity	Odour Characteristics	
OD1	Eastern Site Boundary	10:11	E	0.9	0	/	
OD2	Southern Site Boundary	10:14	E	0.2	0	/	
OD3	Western Site Boundary	10:09	E	1.0	0	/	
OD4	Northern Site Boundary	10:06	SE	2.6	0	/	
OD5	Spur Road near Discovery Bay Tunnel Outlet	/	/	/	/	/	
OD6	Cheung Tung Road near the Bus Depot	9:52	E	0.1	0	/	
OD7	Cheung Tung Road near O-PARK1	9:54	E	0.1	0	/	
OD8	Sham Shui Kok Dr near MTR Depot	9:44	E	0.2	0	/	
OD9	Discovery Bay Tunnel Toll Plaza	9:50	E	0.4	0	/	

***Classification Criteria:**

- Not detected : No odour perceived or an odour so weak that it cannot be easily characterised or described
- Slight : Slight identifiable odour, and slight chance to have odour nuisance
- Moderate : Moderate identifiable odour, and moderate chance to have odour nuisance
- Strong : Strong identifiable, likely to have odour nuisance
- Extreme : Extreme severe odour, and unacceptable odour level

Recorded by:
Name: FONG KA CHUN
Date: 31 July 2020

Checked by:
Name: CHOI KAM HO
Date: 31 July 2020

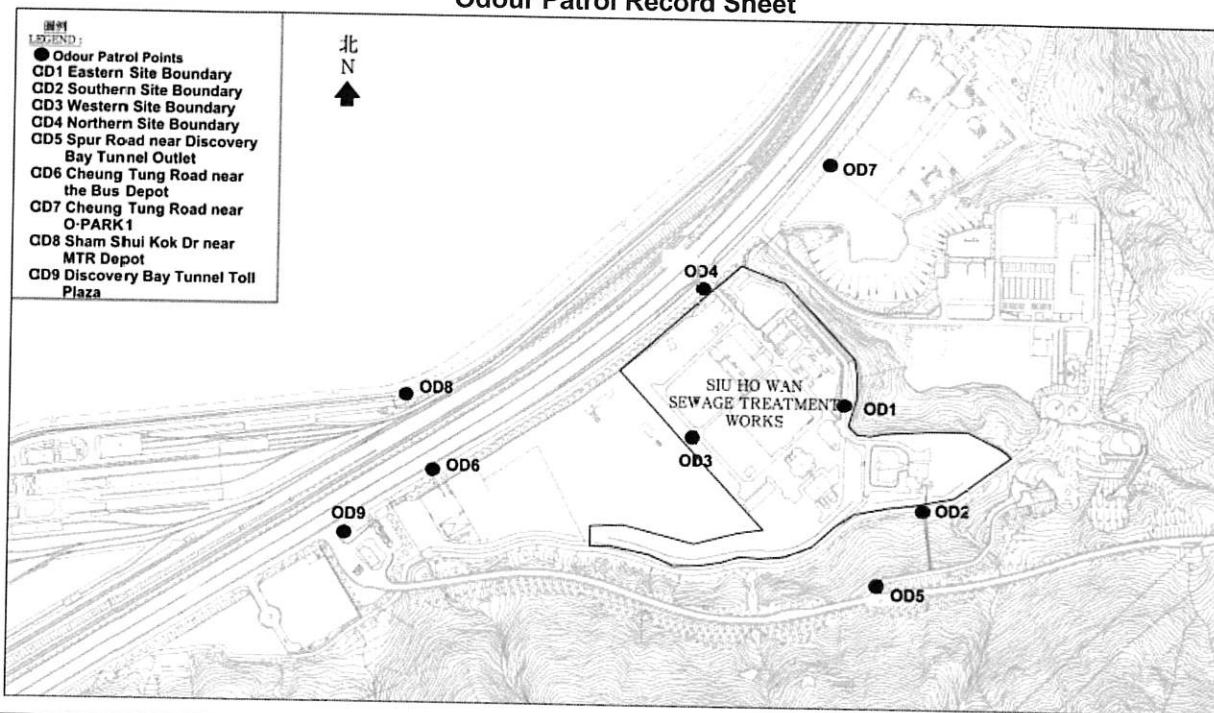
FUGRO TECHNICAL SERVICES LIMITED

Room 723 - 726, 7/F, Block B,
Profit Industrial Building,
1-15 Kwai Fung Crescent, Kwai Fong,
Hong Kong.

Tel : (852)-24508238
Fax : (852)-24508032
Email : mcl@fugro.com.hk



Contract No. CM 14/2016 Environmental Team for Operational Environmental Monitoring and Audit for Siu Ho Wan Sewage Treatment Works Odour Patrol Record Sheet



Date		Weather		Temperature		Humidity	
31-7-2020		Cloudy		27.9°C		82%	
ID	Location	Time	Wind Direction	Wind Speed (m/s)	Odour intensity	Odour Characteristics	
OD1	Eastern Site Boundary	10:11	E	0.9	0	/	
OD2	Southern Site Boundary	10:14	E	0.2	0	/	
OD3	Western Site Boundary	10:09	E	1.0	0	/	
OD4	Northern Site Boundary	10:06	SE	2.8	0	/	
OD5	Spur Road near Discovery Bay Tunnel Outlet	/	/	/	/	/	
OD6	Cheung Tung Road near the Bus Depot	09:57	E	0.1	0	/	
OD7	Cheung Tung Road near O-PARK1	09:54	E	0.1	0	/	
OD8	Sham Shui Kok Dr near MTR Depot	09:44	E	0.2	0	/	
OD9	Discovery Bay Tunnel Toll Plaza	09:50	E	0.4	0	/	

***Classification Criteria:**

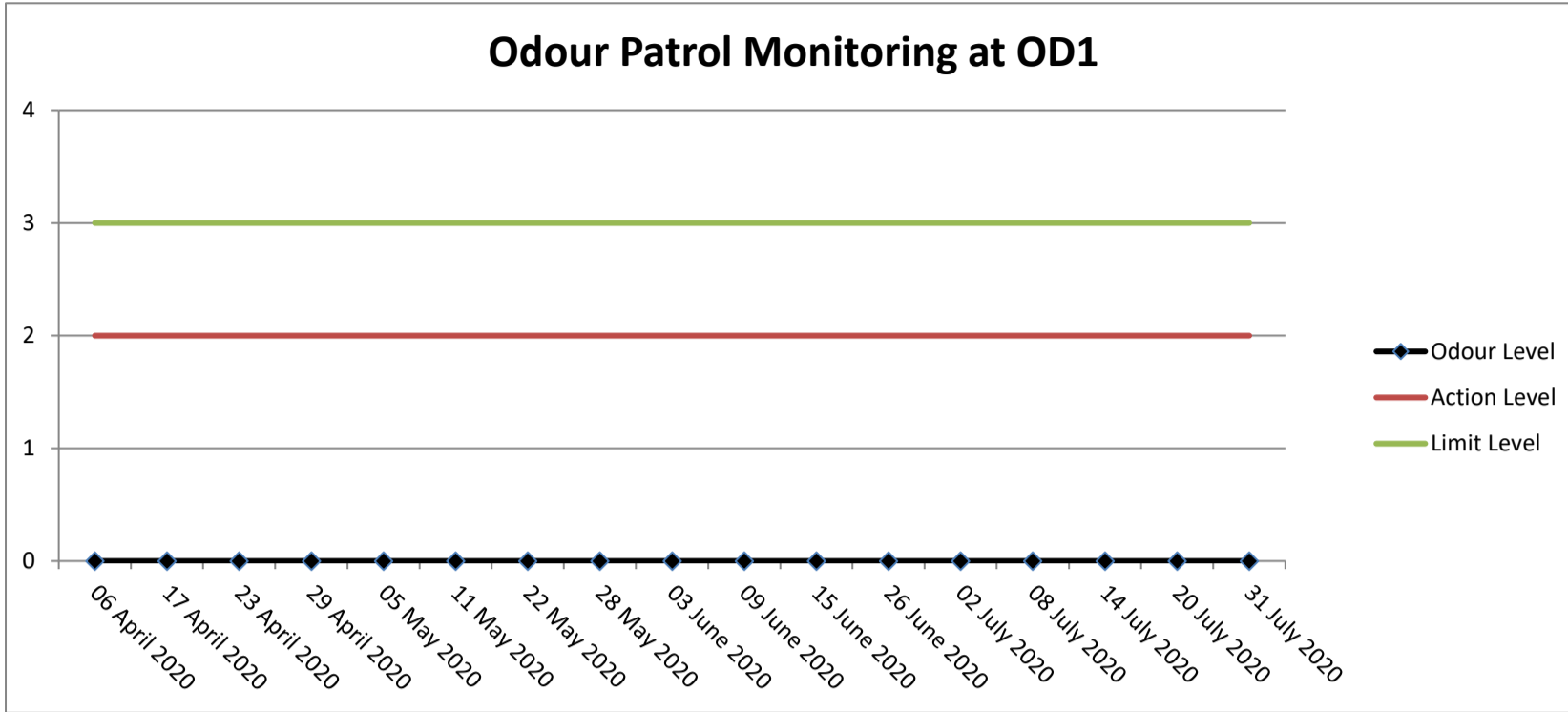
- Not detected : No odour perceived or an odour so weak that it cannot be easily characterised or described
- Slight : Slight identifiable odour, and slight chance to have odour nuisance
- Moderate : Moderate identifiable odour, and moderate chance to have odour nuisance
- Strong : Strong identifiable, likely to have odour nuisance
- Extreme : Extreme severe odour, and unacceptable odour level

Recorded by:

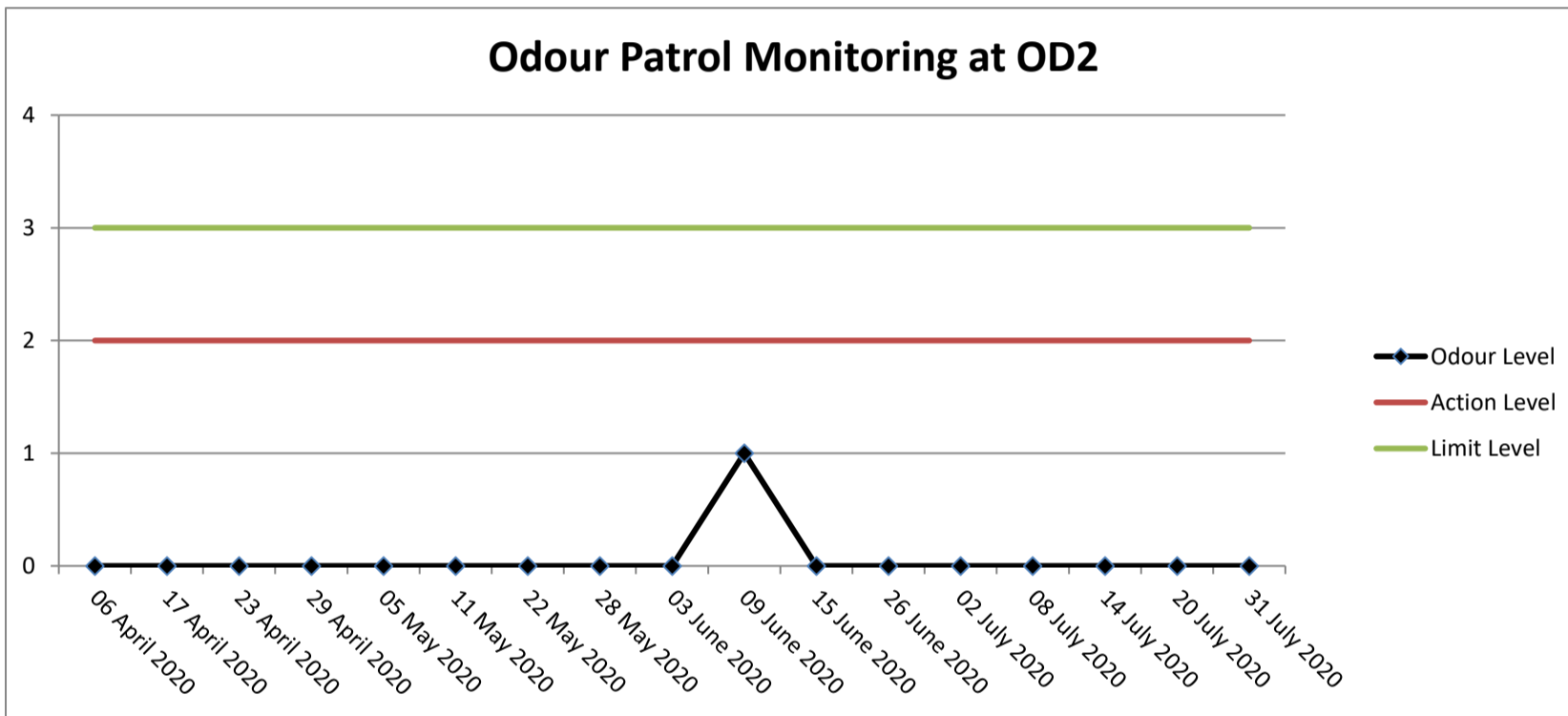
Name: CHAN YEE CHUN
Date: 31.7.2020

Checked by:

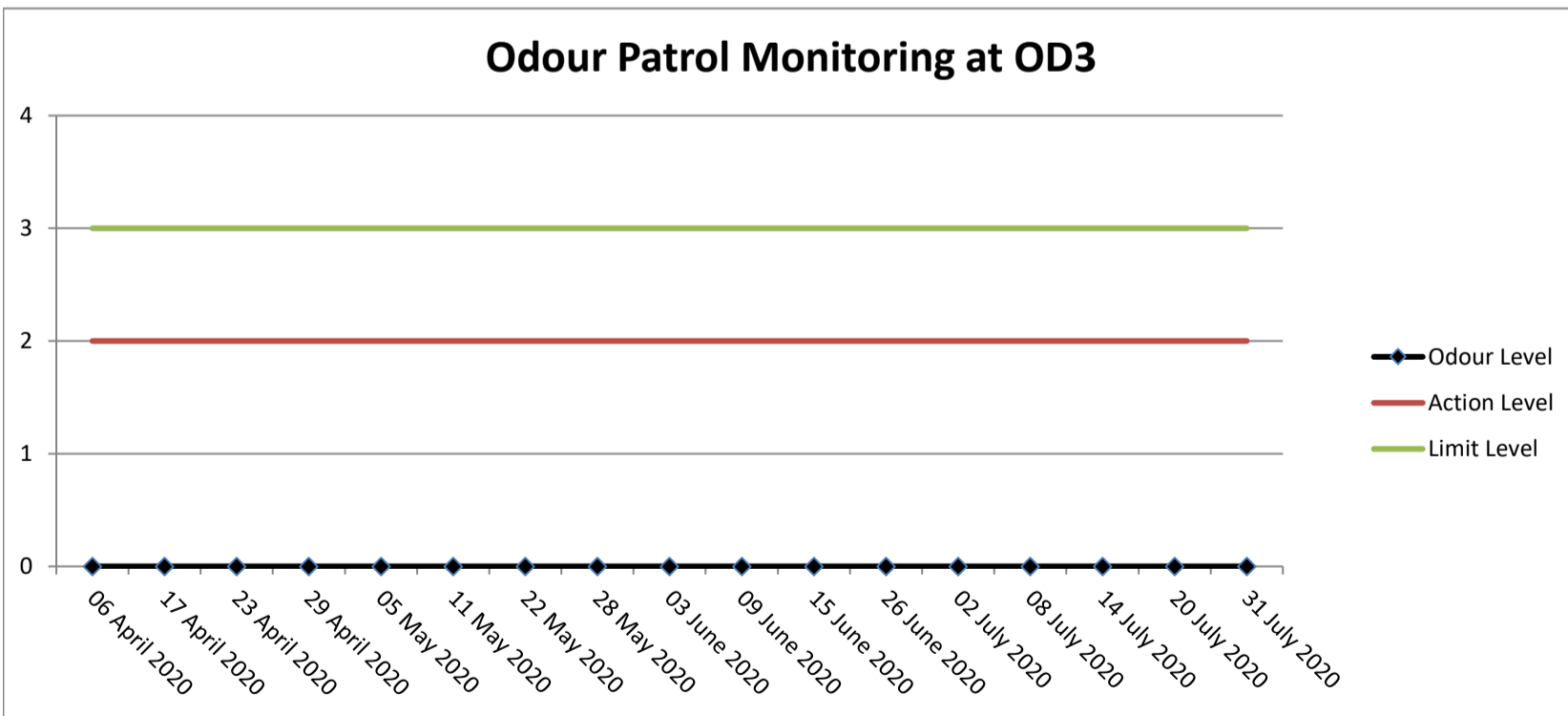
Name: CHOI KAM HO
Date: 31 July 2020



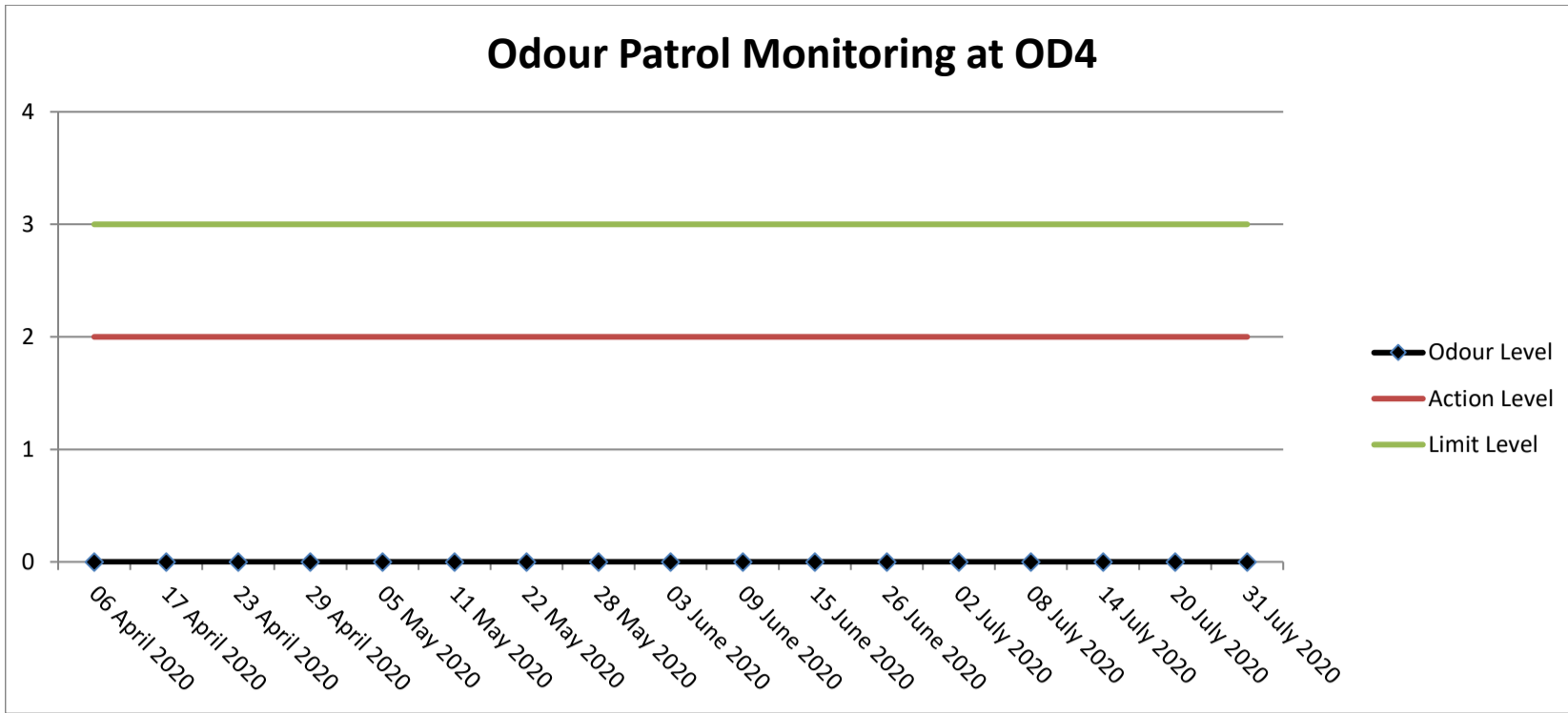
Note:
Y-axis refers to the Odour Level: 0 - Not Detected; 1- Slight; 2 - Moderate; 3 - Strong; 4 - Extreme



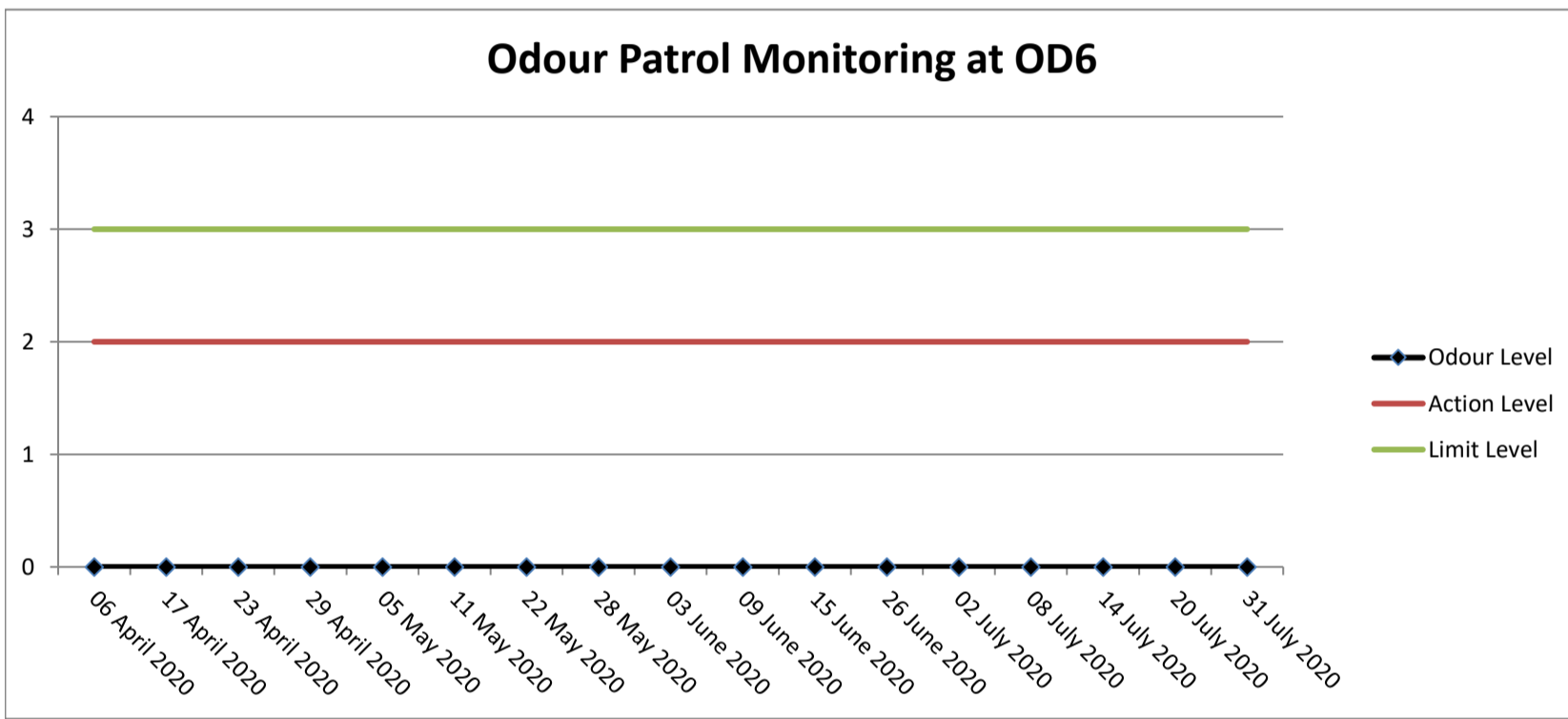
Note:
Y-axis refers to the Odour Level: 0 - Not Detected; 1- Slight; 2 - Moderate; 3 - Strong; 4 - Extreme



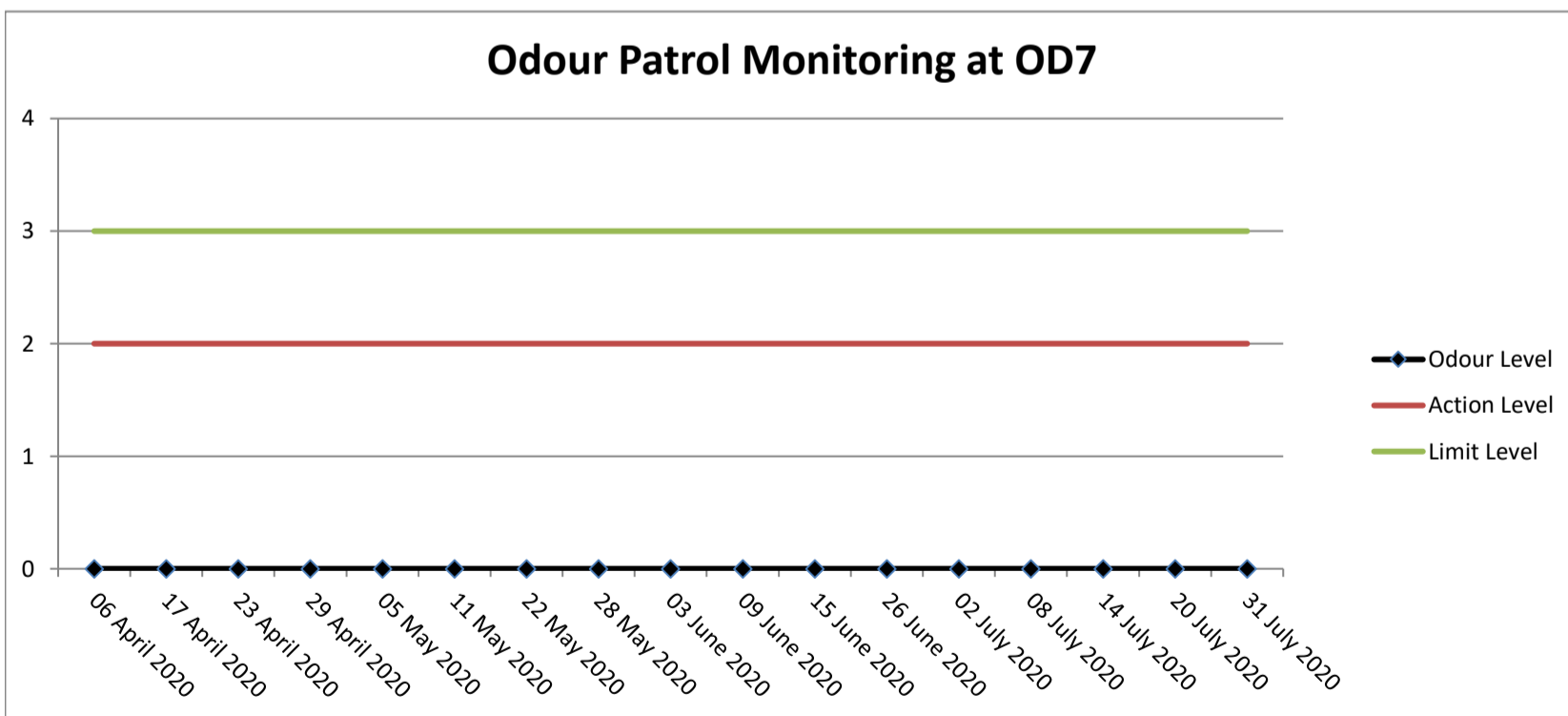
Note:
Y-axis refers to the Odour Level: 0 - Not Detected; 1- Slight; 2 - Moderate; 3 - Strong; 4 - Extreme



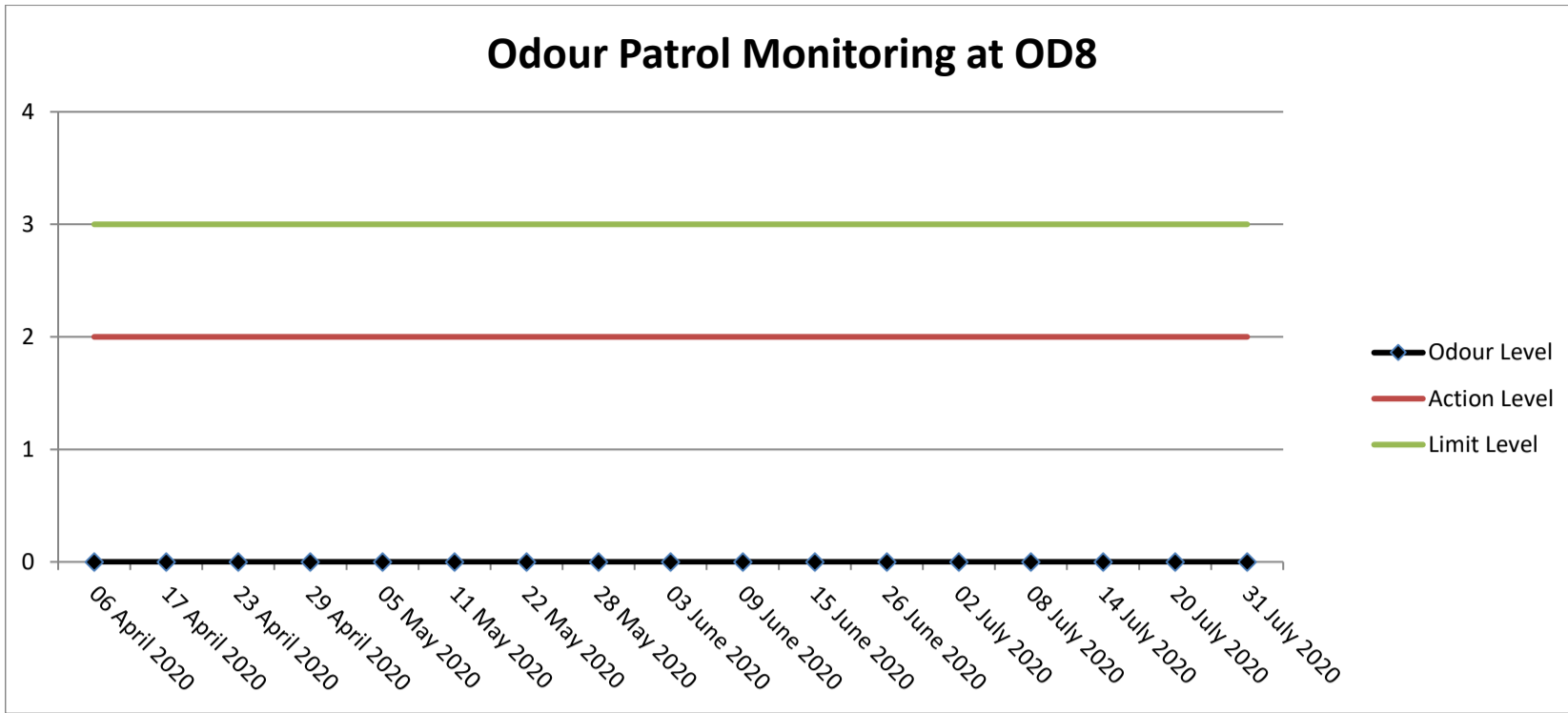
Note:
Y-axis refers to the Odour Level: 0 - Not Detected; 1- Slight; 2 - Moderate; 3 - Strong; 4 - Extreme



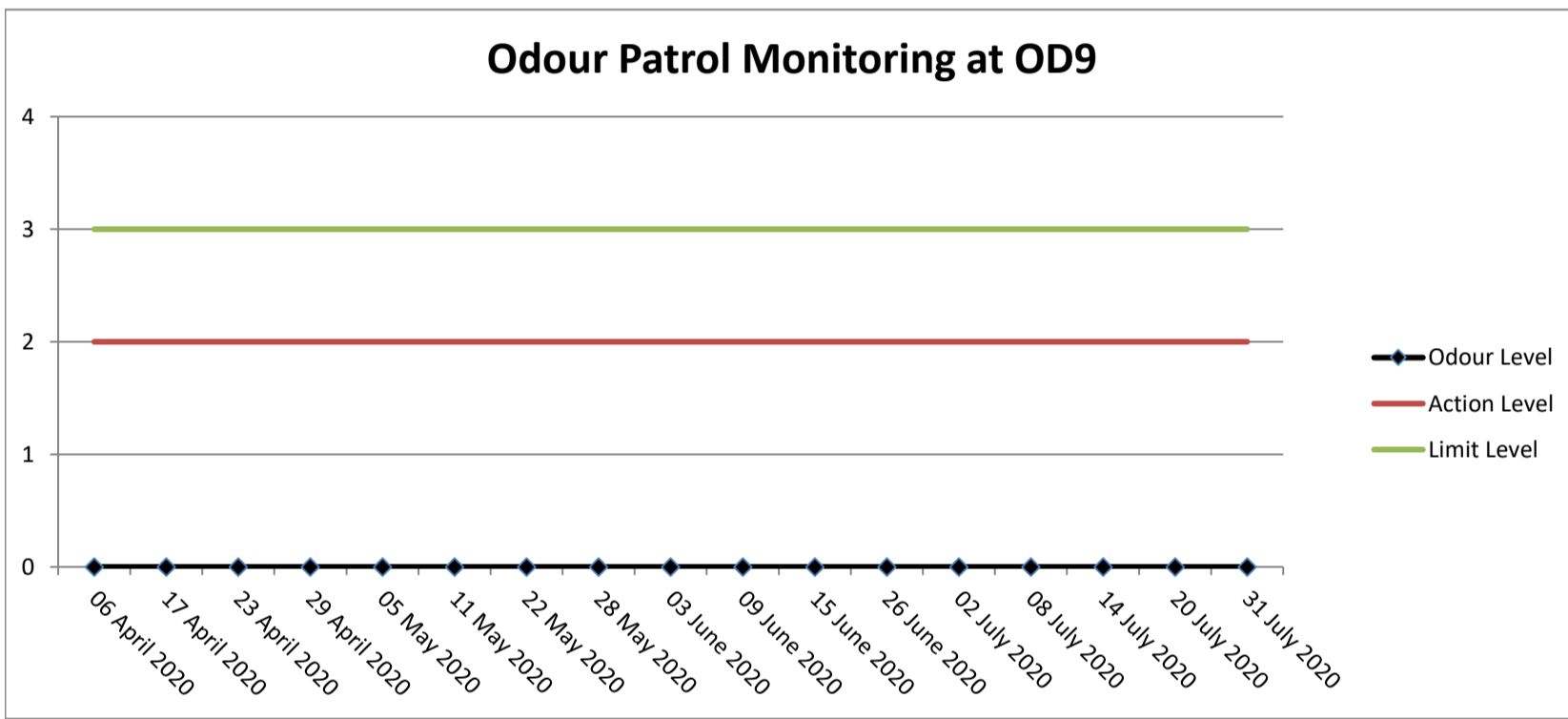
Note:
Y-axis refers to the Odour Level: 0 - Not Detected; 1- Slight; 2 - Moderate; 3 - Strong; 4 - Extreme



Note:
Y-axis refers to the Odour Level: 0 - Not Detected; 1- Slight; 2 - Moderate; 3 - Strong; 4 - Extreme



Note:
Y-axis refers to the Odour Level: 0 - Not Detected; 1- Slight; 2 - Moderate; 3 - Strong; 4 - Extreme



Note:
Y-axis refers to the Odour Level: 0 - Not Detected; 1- Slight; 2 - Moderate; 3 - Strong; 4 - Extreme

Remark:
As access permission from the company of Discovery Bay Tunnel is under requisition progress, the odour patrol monitoring will not cover OD5 (Spur Road near Discovery Bay Tunnel Outlet) temporarily.

FUGRO TECHNICAL SERVICES LIMITED

Fugro Development Centre,
5 Lok Yi Street, Tai Lam,
Tuen Mun, N.T.,
Hong Kong.

Tel : +852 2450 8233
Fax : +852 2450 6138
E-mail : matlab@fugro.com
Website : www.fugro.com



Report No.: 0041/17/ED/0568A

Appendix E

Annual Abundance of Chinese White Dolphins from 2001 - 2019

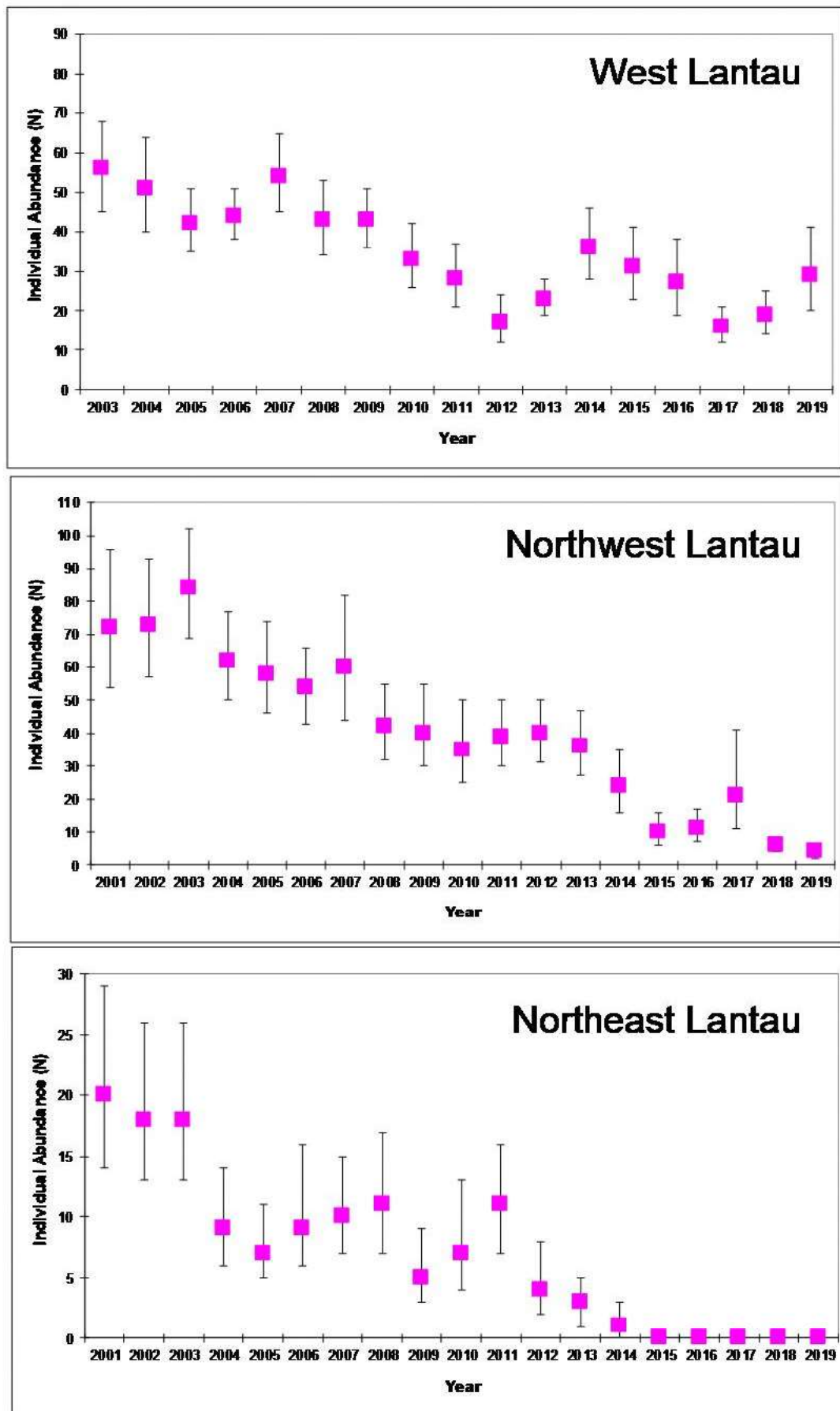


Figure 40. Temporal trends in annual abundance estimates of Chinese White Dolphins in WL, NWL & NEL from 2001-19 (error bars: 95% confidence interval of abundance estimates)

FUGRO TECHNICAL SERVICES LIMITED

Fugro Development Centre,
5 Lok Yi Street, Tai Lam,
Tuen Mun, N.T.,
Hong Kong.

Tel : +852 2450 8233
Fax : +852 2450 6138
E-mail : matlab@fugro.com
Website : www.fugro.com



Report No.: 0041/17/ED/0568A

Appendix F

Photos of Grab Samplers

FUGRO TECHNICAL SERVICES LIMITED

Fugro Development Centre,
5 Lok Yi Street, Tai Lam,
Tuen Mun, N.T.,
Hong Kong.

Tel : +852 2450 8233
Fax : +852 2450 6138
E-mail : matlab@fugro.com
Website : www.fugro.com



Report No.: 0041/17/ED/0568A




Photo 1. A ponar grab sampler



Photo 2. Grab dimension 1



Photo 3. Grab dimension 2



Photo 4. Grab dimension 3

FUGRO TECHNICAL SERVICES LIMITED

Fugro Development Centre,
5 Lok Yi Street, Tai Lam,
Tuen Mun, N.T.,
Hong Kong.

Tel : +852 2450 8233
Fax : +852 2450 6138
E-mail : matlab@fugro.com
Website : www.fugro.com



Report No.: 0041/17/ED/0568A




Photo 1. A modified Van Veen grab sampler



Photo 2. Grab dimension 1



Photo3. Grab dimension 2



Photo4. Grab dimension 3

FUGRO TECHNICAL SERVICES LIMITED

Fugro Development Centre,
5 Lok Yi Street, Tai Lam,
Tuen Mun, N.T.,
Hong Kong.

Tel : +852 2450 8233
Fax : +852 2450 6138
E-mail : matlab@fugro.com
Website : www.fugro.com



Report No.: 0041/17/ED/0568A

Appendix G

Environmental Complaints Log and Incident Report

FUGRO TECHNICAL SERVICES LIMITED

Fugro Development Centre,
5 Lok Yi Street, Tai Lam,
Tuen Mun, N.T.,
Hong Kong.

Tel : +852 2450 8233
Fax : +852 2450 6138
E-mail : matlab@fugro.com
Website : www.fugro.com



Report No.: 0041/17/ED/0568A

Environmental Complaints Log

Complaint Log No.	Date of Complaint	Received From and Received By	Nature of Complaint	Investigation
1	28 November 2019	EPD	According to EPD, a member of public complained that SHWSTW cause a malodour and was smelled as far as the Discovery Bay tunnel portal.	As advised by DSD, the operation of Siu Ho Wan Sewage Treatment Works was properly functioned and there was no special activity on 28 th November 2019. Due to the possibility of having unpleasant gases or odours emitted from these non-DSD premises cannot be precluded, the complaint is considered as non-project related. The updated incident report was submitted to EPD and no further comment is received.

The copyright of this document is owned by Fugro Technical Services Limited. It may not be reproduced except with prior written approval from the Company.

FUGRO TECHNICAL SERVICES LIMITED

Fugro Development Centre,
5 Lok Yi Street, Tai Lam,
Tuen Mun, N.T.,
Hong Kong.

Tel : +852 2450 8233
Fax : +852 2450 6138
E-mail : matlab@fugro.com
Website : www.fugro.com



Report No.: 0041/17/ED/0568A

Appendix H

Environmental Mitigation Implementation Schedule (EMIS)

FUGRO TECHNICAL SERVICES LIMITED

Fugro Development Centre,
5 Lok Yi Street, Tai Lam,
Tuen Mun, N.T.,
Hong Kong.

Tel : +852 2450 8233
Fax : +852 2450 6138
E-mail : matlab@fugro.com
Website : www.fugro.com



Report No.: 0041/17/ED/0568A

EP Ref.	EIA Ref.	WMP Ref.	Environmental Protection Measures	Location of the measures	Implementation Status
Air Quality					
NA	4.5	NA	Odour reduction measures like aeration, chemical dosing system shall be implemented to reduce any odour impacts to an acceptable level.	SHWSTW	Implemented
3.4	4.5	NA	Sewage treatment works including sludge thickening tanks, the sludge pump house and sludge press house shall be completely enclosed.	SHWSTW	Implemented
3.4	4.5	NA	Exhaust air shall be ventilated to an odour scrubber prior to discharge. Ventilating air to a biological treatment unit with 95% odour removal efficiency prior to stack exhaust shall be implemented	SHWSTW	Implemented
Water Quality					
3.3	NA	4.01	To avoid impacts on the marine ecology due to effluent discharge, the disinfection facility as in Part B of the EP shall be equipped with an UV disinfection system capable of removing at least 99.9% of E.coli from the sewage	SHWSTW	Implemented
Waste Management					
3.6	NA	NA	Transportation of sludge shall be carried out in fully enclosed containers, or be placed in sludge skips with tarpaulin covers	SHWSTW	Implemented
NA	NA	5.02	Trip-ticket system mentioned shall be implemented. Trip-ticket is required for each truckload delivered to the landfills facilities according to WBTC No. 31/2004.	SHWSTW	Implemented
NA	NA	5.02	The acceptance criteria for Landfill disposal should be followed, i.e. solid content of sludge waste should be more than 30%.	SHWSTW	Implemented
NA	NA	5.02	The disposal of grit & debris (if any) generated during primary screening works should follow the requirement set in the WMP Section 4.05.	SHWSTW	Implemented
NA	NA	5.03	The wet sludge should be temporarily stored at the sludge buffer tank. It should then be transported to the centrifuge building for dewatering and discharged to the container for disposal. The whole process should be managed by the automatic electronic electronic system and monitored by the operators during operation.	SHWSTW	Implemented
NA	NA	5.04	The other solid waste material such as sediment and grit, refuse containers or collection bags should be temporarily stored in slips at designated area. Operators should ensure sufficient space is identified and provided for temporary storage of waste materials to facilitate collection. Storage of waste material on site will be kept to a minimum to avoid nuisance to local residents.	SHWSTW	Implemented
NA	NA	5.05	Chemical wastes which likely to be generated by activities arise from the maintenance, shall followed the Waste Disposal (Chemical Waste) (General) Regulation, includes Schedule 1 of the Regulation.	SHWSTW	Implemented
NA	NA	5.06	In case of unlikely occurred chemical spillage, procedures should be followed as according to the WMP Section 5.06.	SHWSTW	Implemented
NA	NA	5.07	Temporary storage areas should be identify and provided for the temporary storage of general	SHWSTW	Implemented

The copyright of this document is owned by Fugro Technical Services Limited. It may not be reproduced except with prior written approval from the Company.

FUGRO TECHNICAL SERVICES LIMITED

Fugro Development Centre,
5 Lok Yi Street, Tai Lam,
Tuen Mun, N.T.,
Hong Kong.

Tel : +852 2450 8233
Fax : +852 2450 6138
E-mail : matlab@fugro.com
Website : www.fugro.com



Report No.: 0041/17/ED/0568A

EP Ref.	EIA Ref.	WMP Ref.	Environmental Protection Measures	Location of the measures	Implementation Status
			refuse to facilitate collection		
NA	NA	5.07	Domestics wastes refuse generated on-site will be stored in enclosed bins or compaction units separately	SHWSTW	Implemented
NA	NA	5.07	Sufficient dustbins should be provided for domestic waste if required.	SHWSTW	Implemented
NA	NA	5.07	Domestics wastes should be cleared daily and will be disposed off to the nearest licensed landfill or refuse transfer station.	SHWSTW	Implemented
NA	NA	5.07	Separate labeled bins should be provided to segregate the waste generated by workforce. Waste recycle collector should be employed to collect the segregated waste	SHWSTW	Implemented
NA	NA	5.07	Cardboard and paper packaging (for plant, equipment and materials) should be recovered on site, properly stockpiled in dry condition and covered to prevent cross contamination by other materials.	SHWSTW	Implemented
NA	NA	5.07	Office waste should be minimized through using papers on both sides. Communication by electronic means should be used as far as possible.	SHWSTW	Implemented
NA	NA	5.07	The burning of refuse on-site is prohibited by law and shall not be undertaken	SHWSTW	Implemented
NA	NA	5.07	Toilet wastewater shall be transported to the STW for treatment	SHWSTW	Implemented
NA	NA	5.07	Arrangement for collection of recyclable materials by recycling contractors should be followed as according to the WMP Section 5.07.	SHWSTW	Implemented
NA	NA	5.08	All recycling materials removed by the recycling contractors should be properly recorded before the removal. The natures and quantities of the recycling materials, the date of removal and the name of the recycling contractor should be recorded.	SHWSTW	Implemented
NA	NA	5.09	To maintain the site in a clean and tidy condition during the operation, general measures specified in the WMP should be implemented on site at all times. Regular site inspections shall be undertaken by the management team to ensure the measures are implemented.	SHWSTW	Implemented
NA	NA	5.10	Daily cleaning should be performed daily after work within the plant and the public areas immediately next to the site.	SHWSTW	Implemented
NA	NA	5.11	The work officer in charge of the corresponding area should perform daily inspection on the items mentioned in the WMP Section 5.10. If observations were discovered, the work officer should record the result of the inspection on an inspection checklist with photos taken and submitted to the inspectors or Chief Technical Officer for review on the following day. Any deficiency should be rectified promptly.	SHWSTW	Implemented
NA	NA	5.12	Weekly tidying should be performed weekly within the site.	SHWSTW	Implemented
NA	NA	5.13	The inspector should perform Weekly Inspection on the items mentioned in the WMP Section 5.12. If observations were discovered, the work officer should record the result on an inspection checklist and submitted to the Chief Technical Officer for review on the following day. Any deficiency should be rectified promptly.	SHWSTW	Implemented

The copyright of this document is owned by Fugro Technical Services Limited. It may not be reproduced except with prior written approval from the Company.

FUGRO TECHNICAL SERVICES LIMITED

Fugro Development Centre,
5 Lok Yi Street, Tai Lam,
Tuen Mun, N.T.,
Hong Kong.

Tel : +852 2450 8233
Fax : +852 2450 6138
E-mail : matlab@fugro.com
Website : www.fugro.com



Report No.: 0041/17/ED/0568A

EP Ref.	EIA Ref.	WMP Ref.	Environmental Protection Measures	Location of the measures	Implementation Status
NA	NA	5.14	All wastes generated through the operational phase will be managed in accordance with the protocols set out in the WMP Section 5.14.	SHWSTW	Implemented

The copyright of this document is owned by Fugro Technical Services Limited. It may not be reproduced except with prior written approval from the Company.