

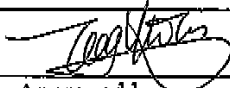


Contract No. HY/99/19

Middle Section  
Castle Peak Road Improvement between  
Ting Kau and Sham Tseng, Tsuen Wan

Monthly EM&A Report No.29  
(for the month November 2004)

December 2004

		
Reviewed by (PM):	Checked by:	Approved by:

Report Version: Rev. 0 Date of Submission: 14 December 2004

The information contained in this report is, to the best of our knowledge, correct at the time of printing. The interpretation and recommendations in the report are based on our experience, using reasonable professional skill and judgment, and based upon the information that was available to us. These interpretations and recommendations are not necessarily relevant to any aspect outside the restricted requirements of our brief. This report has been prepared for the sole and specific use of our client and MEMCL accepts no responsibility for its use by others.

This report is copyright and may not be reproduced in whole or in part without prior written permission.

## TABLE OF CONTENTS

### EXECUTIVE SUMMARY

#### 1. INTRODUCTION

- BACKGROUND
- SCOPE OF REPORT
- PROJECT ORGANIZATION
- SUMMARY OF CONSTRUCTION WORKS
- SUMMARY OF EM&A REQUIREMENTS

#### 2. AIR QUALITY

- MONITORING REQUIREMENTS
- MONITORING EQUIPMENT
- MONITORING PARAMETER, FREQUENCY AND SCHEDULE
- MONITORING LOCATIONS
- MONITORING METHODOLOGY
- CALIBRATION DETAILS
- RESULTS AND OBSERVATIONS

#### 3. NOISE MONITORING

- MONITORING REQUIREMENTS
- MONITORING EQUIPMENT
- MONITORING PARAMETER, FREQUENCY AND SCHEDULE
- MONITORING LOCATIONS
- MONITORING PROCEDURES
- RESULTS AND OBSERVATIONS

#### 4. WATER QUALITY

- MONITORING REQUIREMENT
- MONITORING EQUIPMENT
- MONITORING PARAMETERS, FREQUENCY AND SCHEDULE
- MONITORING LOCATIONS
- MONITORING METHODOLOGY AND CALIBRATION DETAILS
- RESULTS AND OBSERVATIONS
- ASSESSMENT OF ENVIRONMENTAL MONITORING RESULTS

#### 5. LANDSCAPE AND VISUAL

- AUDIT REQUIREMENT
- AUDIT RESULTS

#### 6. ENVIRONMENTAL SITE INSPECTION

- SITE INSPECTIONS
- REVIEW OF ENVIRONMENTAL MONITORING PROCEDURES
- ASSESSMENT OF ENVIRONMENTAL MONITORING RESULTS
- ADVICE ON THE SOLID AND LIQUID WASTE MANAGEMENT STATUS
- ENVIRONMENTAL LICENCES AND PERMITS
- IMPLEMENTATION STATUS OF ENVIRONMENTAL MITIGATION MEASURES
- SUMMARY OF EXCEEDANCES OF THE ENVIRONMENTAL QUALITY PERFORMANCE LIMIT
- SUMMARY OF COMPLAINTS, NOTIFICATIONS OF SUMMONS AND SUCCESSFUL PROSECUTIONS

## 7. FUTURE KEY ISSUES

CONSTRUCTION PROGRAMME FOR THE COMING MONTHS  
KEY ISSUES FOR COMING MONTH  
MONITORING SCHEDULE FOR THE COMING MONTHS

## 8. CONCLUSIONS AND RECOMMENDATIONS

CONCLUSIONS  
RECOMMENDATIONS

### LIST OF TABLES

Table 1.1	Contact Information of Key Personnel
Table 1.2	Construction Activities and the Corresponding Environmental Mitigation Measures
Table 2.1	Air Quality Monitoring Equipment
Table 2.2	Frequency of Air Quality Monitoring
Table 2.3	Air Quality Monitoring Stations
Table 2.4	Summary of 1-hour TSP Impact Monitoring Results
Table 2.5	Summary of 24-hour TSP Impact Monitoring Results
Table 3.1	Noise Monitoring Equipment
Table 3.2	Frequency and Parameters of Noise Monitoring
Table 3.3	Location of the Noise Monitoring Stations
Table 3.4	Summary of Impact Noise Levels during 07:00 – 19:00
Table 4.1	Water Quality Monitoring Equipment
Table 4.2	Water Quality Monitoring Parameters and Frequency
Table 4.3	Limits of Detection for the In-situ and Laboratory Measurements
Table 4.4	Marine Water Quality Monitoring Stations
Table 4.5	Summary of Total Number of Exceedances in the Reporting Month
Table 4.6	Total Number of Water Quality Exceedances in the Reporting Month and Previous Month
Table 5.1	Summary of Landscape and Visual Observations, Recommendations, Corrective Actions and Outstanding Issues
Table 6.1	Summary of Environmental Licensing and Permit Status
Table 6.2	Corrective Actions by Contractor on Audit Findings
Table 6.3	Summary of Environmental Complaints and Prosecutions

### LIST OF FIGURES

Figure 1.1	Project Site Locations
Figure 2.1	Air Quality and Noise Environmental Monitoring Stations (1 of 3)
Figure 2.2	Air Quality and Noise Environmental Monitoring Stations (2 of 3)
Figure 2.3	Air Quality and Noise Environmental Monitoring Stations (3 of 3)
Figure 4.1a-b	Water Quality Monitoring Stations
Figure 6.1	Complaint Response Procedures

## **APPENDIX**

Appendix A	Project Organization Chart
Appendix B	Action and Limit Levels for Air Quality, Noise and Water Quality
Appendix C	Monitoring Schedule for November 2004
Appendix D	Calibration Certificates
Appendix E	Air Quality Monitoring Results and Graphical Presentation
Appendix F	Noise Monitoring Results and Graphical Presentation
Appendix G	Site Audit Summary
Appendix H	Implementation Schedule of Mitigation Measures
Appendix I	Interim Notification of Environmental Quality Limits Exceedance
Appendix J	Event Action Plan
Appendix K	Construction Programme
Appendix L	Tentative Schedules for December 2004 to February 2005
Appendix M	Weather Data
Appendix N	Marine Water Quality Monitoring Results and Graphical Presentation
Appendix O	QC Results