



PROJECT No.: TCS/00512/09

**DSD CONTRACT NO. DC/2009/13
CONSTRUCTION OF SEWAGE TREATMENT WORKS AT
YUNG SHUE WAN AND SOK KWU WAN**

**YUNG SHUE WAN PORTION AREA
MONTHLY ENVIRONMENTAL MONITORING AND AUDIT
(EM&A) REPORT (No.19) – MARCH 2012**

PREPARED FOR
LEADER CIVIL ENGINEERING CORPORATION LIMITED

Quality Index

Date	Reference No.	Prepared By	Approved By
13 April 2012	TCS00512/09/600/R0455v2		
		Nicola Hon Environmental Consultant	T.W. Tam Environmental Team Leader

Version	Date	Description
1	5 April 2012	First Submission
2	13 April 2012	Amended against IEC's comments on 10 April 2012

Scott Wilson CDM Joint Venture

Chief Engineer/Harbour Area Treatment Scheme
Drainage Services Department
5/F Western Magistracy
2A Pok Fu Lam Road
Hong Kong

Your reference:

Our reference: 05117/6/16/387749

Date: 13 April 2012

Attention: Mr. Kenley C K Kwok

BY FAX AND EMAIL

Dear Sirs,


Contract No. DC/2009/13

**Construction of Sewage Treatment Works at Yung Shue Wan and Sok Kwu Wan
Yung Shue Wan Portion Area**

Monthly Environmental Monitoring and Audit (EM&A) Report No. 19 (March 2012)

We refer to the Monthly EM&A Monitoring Report No. 19 for March 2012 received under cover of the email from the Environmental Team, Action-United Environmental Services and Consulting (AUES), dated on 13 April 2012. We have no comment and have verified the captioned report.

Yours faithfully
SCOTT WILSON CDM JOINT VENTURE



Rodney Ip
Independent Environmental Checker

ICWR/SYSL/ycky

cc	Leader Civil Engineering	(Attn: Mr Vincent Chan)
	AUES	(Attn: Mr T.W. Tam)
	ER/LAMMA	(Attn: Mr Neil Wong)
	CDM	(Attn: Mr Mark Sin)

EXECUTIVE SUMMARY

ES.01. This is the 19th monthly Environmental Monitoring and Audit (EM&A) for Yung Shue Wan (hereinafter ‘this Report’) for the designated works under Environmental Permit [EP-282/2007], covering a period from 1 to 31 March 2012 (hereinafter ‘the Reporting Period’).

ENVIRONMENTAL MONITORING AND AUDIT ACTIVITIES

ES.02. Environmental monitoring activities under the EM&A programme in this Reporting Period are summarized in the following table.

Issues	Environmental Monitoring Parameters / Inspection	Occasions
Air Quality	1-hour TSP	30
	24-hour TSP	11
Construction Noise	Leq (30min) Daytime	4
Water Quality	Marine Water Sampling	0
Ecology	Coral Monitoring	0
Inspection / Audit	ET Regular Environmental Site Inspection	4

ES.03. One event of power failure of high volume sampler was occurred during 24-hour TSP monitoring at AC04c on 2 March 2012. The incident has been reported to relevant parties on the next day and the provision of power supply was rectified by the Contractor on 7 March 2012 and resumed as scheduling on 8 March.

ES.04. According to the construction information provided by the Contractor, the marine works in Yung Shue Wan has been ceased since 19 January 2012. As agreed by the IEC and RE, the marine water quality and ecology monitoring was suspended from 6 February 2012 until further notice of the commencement of dredging works. The relevant letter ref.: TCS00512/10/300/L0425 has been submitted to EPD on 3 February 2012.

BREACH OF ACTION AND LIMIT (A/L) LEVELS

ES.05. No exceedance in construction noise was recorded in this Reporting Period. For air quality monitoring, 2 Action/ Limit Level exceedances and 2 Limit Level exceedances of 24-hour TSP result were recorded on 20 and 31 March 2012 respectively. The statistics of environmental exceedance, NOE issued and investigation of exceedance are summarized in the following table.

Environmental Issues	Monitoring Parameters	Action Level	Limit Level	Event & Action		
				NOE Issued	Investigation	Corrective Actions
Air Quality	1-hour TSP	0	0	0	--	--
	24-hour TSP	1	3	4	- 20 Mar 12 (not Project related) - 31 Mar 12 (ongoing)	N.A
Construction Noise	Leq _{30min} Daytime	0	0	0	--	--
Water Quality	DO	-	-	-	--	--
	Turbidity	-	-	-	--	--
	SS	-	-	-	--	--
Ecology (Coral)	Sediment Cover (%)	-	-	-	--	--
	Bleaching (%)	-	-	-	--	--
	Mortality (%)	-	-	-	--	--

Note: NOE – Notification of Exceedance

ES.06. Investigation report for the cause of exceedances on 20 March has been completed and it is concluded that the exceedances are not related to the works under the Project. Since the cause of exceedances on 31 March is still under investigation, it will be updated in the next Reporting Period.

ENVIRONMENTAL COMPLAINT, NOTIFICATION OF SUMMONS AND SUCCESSFUL PROSECUTIONS

ES.07. No written or verbal complaint, environmental summons or successful prosecutions were recorded in this Reporting Period.

REPORTING CHANGE

ES.08. No reporting changes were made in this Reporting Period.

SITE INSPECTION BY EXTERNAL PARTIES

ES.09. No site inspection was undertaken by external parties i.e. Environmental Protection Department (EPD) or Agriculture, Fisheries and Conservation Department (AFCD) within the Reporting Period.

FUTURE KEY ISSUES

ES.10. As wet season is approaching, the Contractor shall pay attention on the potential water impact as the construction site is adjacent to the coastline. Muddy water and other water quality pollutants via site surface water runoff into the coral zones of Yung Shue Wan seawall, Shek Kok Tsui and O Tsai should be avoided. Mitigation measures for water quality should be fully implemented.

ES.11. Moreover, the construction dust mitigation measures identified at the EM&A Manuel such as watering at haul road and covering of dusty material should also be implemented and properly maintained during wet season.

TABLE OF CONTENTS

1	INTRODUCTION	1
	PROJECT BACKGROUND	1
	REPORT STRUCTURE	1
2	PROJECT ORGANIZATION AND CONSTRUCTION PROGRESS	2
	PROJECT ORGANIZATION AND MANAGEMENT STRUCTURE	2
	CONSTRUCTION PROGRESS	2
	SUMMARY OF ENVIRONMENTAL SUBMISSIONS	2
3	SUMMARY OF BASELINE MONITORING REQUIREMENTS	3
	ENVIRONMENTAL ASPECT	3
	MONITORING LOCATIONS	3
	MONITORING FREQUENCY AND PERIOD	4
	MONITORING EQUIPMENT	5
	EQUIPMENT CALIBRATION	6
	METEOROLOGICAL INFORMATION	7
	DATA MANAGEMENT AND DATA QA/QC CONTROL	7
	DETERMINATION OF ACTION/LIMIT (A/L) LEVELS	7
4	IMPACT MONITORING RESULTS - AIR QUALITY	9
5	IMPACT MONITORING RESULTS – CONSTRUCTION NOISE	11
6	IMPACT MONITORING RESULTS – WATER QUALITY	12
7	IMPACT MONITORING RESULTS – ECOLOGY MONITORING	13
8	WASTE MANAGEMENT	14
9	SITE INSPECTION	15
10	ENVIRONMENTAL COMPLAINT AND NON-COMPLIANCE	16
11	IMPLEMENTATION STATUS OF MITIGATION MEASURES	17
12	IMPACT FORECAST	23
13	CONCLUSIONS AND RECOMMENDATIONS	24
	CONCLUSIONS	24
	RECOMMENDATIONS	24

LIST OF TABLES

Table 2-1	Status of Environmental Licenses and Permits
Table 2-2	Status of EM&A Programme Submission
Table 3-1	Summary of EM&A Requirements
Table 3-2	Location of Air Quality Monitoring Station
Table 3-3	Location of Construction Noise Monitoring Station
Table 3-4	Location of Marine Water Quality Monitoring Station
Table 3-5	Action and Limit Levels for Air Quality
Table 3-6	Action and Limit Levels for Construction Noise
Table 3-7	Action and Limit Levels for Marine Water Quality
Table 3-8	Action and Limit Levels for Coral Monitoring
Table 4-1	Summary of 24-hour and 1-hour TSP Monitoring Results at AC02b
Table 4-2	Summary of 24-hour and 1-hour TSP Monitoring Results at AC04c
Table 5-1	Summarized of Construction Noise Monitoring Results at NC05
Table 8-1	Summary of Quantities of Inert C&D Materials
Table 8-2	Summary of Quantities of C&D Wastes
Table 9-1	Site Observations
Table 10-1	Statistical Summary of Environmental Complaints
Table 10-2	Statistical Summary of Environmental Summons
Table 10-3	Statistical Summary of Environmental Prosecution
Table 11-1	Environmental Mitigation Measures

LIST OF APPENDICES

Appendix A	Site Layout Plan – Yung Shue Wan Portion Area
Appendix B	Organization Structure and Contact Details of Relevant Parties
Appendix C	A Master and Three Months Rolling Construction Programme
Appendix D	Location of Monitoring Stations (Air Quality / Construction Noise / Water Quality/ Dive Surveys of Coral)
Appendix E	Monitoring Equipments Calibration Certificate
Appendix F	Event and Action Plan
Appendix G	Monitoring Data Sheet
Appendix H	Graphical Plots of Monitoring Results
Appendix I	Meteorological Information
Appendix J	Monthly Summary Waste Flow Table
Appendix K	Weekly Site Inspection Checklist
Appendix L	Implementation Schedule of Mitigation Measures
Appendix M	Investigation Report for the Air Quality Exceedance

1 INTRODUCTION

PROJECT BACKGROUND

- 1.01 The Leader Civil Engineering Corporation Limited (Leader) has been awarded the *Contract DC/2009/13 - Construction of Sewage Treatment Works at Yung Shue Wan and Sok Kwu Wan* (the Project) by the Drainage Services Department (DSD) on 4 May 2010. The Project is part of an overall plan approved under a statutory EIA for Outlying Islands Sewerage Stage 1 Phase 2 Package J – Sok Kwu Wan Sewage Collection and Treatment (Register No. AEIAR-075/2003) and Disposal Facilities and Outlying Islands Sewerage Stage 1 Phase 1 Package C – Yung Shue Wan Sewage Treatment Works and Outfall (Register No. EIA-124/BC). The Environmental Permit (EP) No. EP-281/2007 and EP-282/2007 for the Project have been obtained by the DSD on 29 June 2007 for the relevant works. After July 2009, EP-281/2007/A instead EP-281/2007 is EP for Sok Kwu Wan relevant Works.
- 1.02 The Project involves construction of sewage treatment works at Sok Kwu Wan and Yung Shue Wan with a capacity of 1,430m³/day and 2,850m³/day respectively to provide secondary treatment, construction of 2 pumping stations at Sok Kwu Wan and 1 pumping station at Yung Shue Wan, construction of submarine outfall from the coastline and laying of underground sewerage pipeline. The site layout plan for the captioned work under the Project is showing in **Appendix A**
- 1.03 According to the Particular Specification (PS) and **Appendix 25** of the Project, Leader should establish an Environmental Team (ET) to implement the environmental monitoring and auditing works to fulfill the requirements as stipulated in the EM&A Manual. This EM&A Manual is referred to the Appendix D of the Review Report on EIA Study – Yung Shue Wan (Final) in January 2007 (Agreement No. CE 20/2005(DS)).
- 1.04 Action-United Environmental Services and Consulting (AUES) has been commissioned by Leader as the ET to implement the relevant EM&A programme. Organization chart of the Environmental Team for the Project is shown in **Appendix B**. For ease of reporting, the proposed EM&A programme for baseline and impact monitoring is split to following two stand-alone parts:
- (a) Proposed EM&A Programme for Baseline and Impact Monitoring – Sok Kwu Wan (under EP No. 281/2007/A varied on 23 September 2009)
 - (b) Proposed EM&A Programme for Baseline and Impact Monitoring – Yung Shue Wan (under EP No. 282/2007)
- 1.05 This is the **19th** monthly EM&A Report for Yung Shue Wan Portion Area which presenting the monitoring results and inspection findings in the Reporting Period from **1 to 31 March 2012**.

REPORT STRUCTURE

- 1.06 The Monthly Environmental Monitoring and Audit (EM&A) Report – Yung Shue Wan is structured into the following sections:-

SECTION 1	INTRODUCTION
SECTION 2	PROJECT ORGANIZATION AND CONSTRUCTION PROGRESS
SECTION 3	SUMMARY OF MONITORING REQUIREMENTS
SECTION 4	AIR QUALITY MONITORING RESULTS
SECTION 5	CONSTRUCTION NOISE MONITORING RESULTS
SECTION 6	WATER QUALITY MONITORING RESULTS
SECTION 7	ECOLOGY MONITORING RESULTS
SECTION 8	WASTE MANAGEMENT
SECTION 9	SITE INSPECTIONS
SECTION 10	ENVIRONMENTAL COMPLAINTS AND NON-COMPLIANCE
SECTION 11	IMPLEMENTATION STATUES OF MITIGATION MEASURES
SECTION 12	IMPACT FORECAST
SECTION 13	CONCLUSIONS AND RECOMMENDATION

2 PROJECT ORGANIZATION AND CONSTRUCTION PROGRESS

PROJECT ORGANIZATION AND MANAGEMENT STRUCTURE

- 2.01 Organization structure and contact details of relevant parties with respect to on-site environmental management are shown in [Appendix B](#).

CONSTRUCTION PROGRESS

- 2.02 The master and three month rolling construction programme are enclosed in [Appendix C](#) and the major construction activities undertaken in this Reporting Period are listed below:-
- Construction of Sewage Treatment Works

SUMMARY OF ENVIRONMENTAL SUBMISSIONS

- 2.03 Summary of the relevant permits, licences, and/or notifications on environmental protection for this Project in this Reporting Period is presented in [Table 2-1](#).

Table 2-1 Status of Environmental Licenses and Permits

Item	Description	License/Permit Status
1	Air Pollution Control (Construction Dust) Regulation	Notified 19/5/2010 Case No: 317486
2	Chemical Waste Producer Registration	Issued on 8/6/2010 WPN 5213-912-L2720-01
3	Water Pollution Control Ordinance	Issued on 22/9/2010 WT00007566-2010
4	Billing Account for Disposal of Construction Waste	Issued on 26 May 2010 A/C No: 7010815
5	Construction Noise Permit (no. GW-RS0045-12)	Issued on 20 January 2012 Valid from 20 January 2012 until 19 July 2012
6	Marine Dumping Permit (no. EP/MD/12-133)	Issued on 28 March 2012 Valid from 29 March 2012 Until 31 May 2012

- 2.04 Summary of the report submission for EM&A Programme is presented in [Table 2-2](#).

Table 2-2 Status of EM&A Programme Submission

Item	EM&A Programme Submission	Status
1	Proposed EM&A Programme for Baseline / Impact Monitoring – Yung Shue Wan (TCS00512/09/600/R0011 Ver.5)	Verified by IEC and submitted to EPD on 8 July 2010
2	Method Statement for Coral Monitoring – Yung Shue Wan (TCS00512/09/600/R0071 Ver.3)	Verified by IEC and submitted to EPD on 25 November 2010
3	Baseline Air and Noise Monitoring Report - Volume 1 (TCS00512/09/600/R0061 Ver.3)	Verified by IEC and submitted to EPD on 31 August 2010
4	Baseline Monitoring Report Volume 2 - Water Quality (TCS00512/09/600/R0158 Ver.2)	Verified by IEC and submitted to EPD on 10 March 2011
5	Baseline Survey for Coral Monitoring – Yung Shue Wan (TCS00512/09/600/R0132 Ver.3)	Verified by IEC and submitted to EPD on 17 February 2011
6	Methodology of Coral Tagging for Impact Monitoring – Yung Shue Wan	Verified by IEC and submitted to EPD on 28 March 2011
7	Coral Tagging Report (TCS00512/09/600/R0214 Ver.4)	Verified by IEC and submitted to EPD on 3 August 2011

3 SUMMARY OF BASELINE MONITORING REQUIREMENTS

ENVIRONMENTAL ASPECT

- 3.01 The EM&A baseline monitoring programme cover the following environmental issues:
- Air quality;
 - Construction noise;
 - Marine water quality; and
 - Ecology monitoring
- 3.02 The ET implements the EM&A programme in accordance with the aforementioned requirements. Detailed air quality, construction noise, water quality and ecology of the EM&A programme are presented in the following sub-sections.
- 3.03 A summary of the air, noise, marine water and ecology monitoring parameters is presented in *Table 3-1*:

Table 3-1 Summary of the EM&A Requirements

Environmental Issue	Parameters
Air Quality	<ul style="list-style-type: none"> • 1-hour TSP Monitoring by Real-Time Portable Dust Meter; and • 24-hour TSP Monitoring by High Volume Air Sampler.
Noise	<ul style="list-style-type: none"> • Leq (30min) during normal working hours; and • Leq (15min) during Restricted Hours.
Marine Water Quality	<p><i>In-situ Measurements</i></p> <ul style="list-style-type: none"> • Dissolved Oxygen Concentration (DO) (mg/L); • Dissolved Oxygen Saturation (%); • Turbidity (NTU); • pH unit; • Salinity (ppt); • Water depth (m); and • Temperature (°C). <p><i>Laboratory Analysis</i></p> <ul style="list-style-type: none"> • Suspended Solids (SS) (mg/L)
Ecology	<ul style="list-style-type: none"> • Coral Monitoring

MONITORING LOCATIONS

Air Quality

- 3.04 Two designated monitoring stations, AC02a located at Yung Shue Wan Refuse Transfer Station and AC04 located at residential area nearby Yung Shue Wan football pitch, were recommended in the *EM&A Manual Section 2.5*. In order to identify and seek for the access of the air monitoring locations designated in the EM&A Manual, site visit was conducted by Leader and ET.
- 3.05 At the site visit, all designated monitoring locations were identified however the premises for high volume sampler installation were objected by the owner or the residents of nearby. So, alternative air monitoring locations were proposed in accordance with the criteria set out in *EM&A manual Section 2.5.2 and 2.5.3*. The proposed alternative air monitoring stations were accepted by the Engineer Representative (ER) and Independent Environmental Checker (IEC) and EPD for endorsement. Details of renewed air monitoring stations are described in *Table 3-2*. The graphical of air monitoring stations is shown in *Appendix D*.

Table 3-2 Location of Air Quality Monitoring Station

Sensitive Receiver	Location
AC02b	The entrance of RE's site office
AC04c	Next to a power transformer station TP208 Yung Shue Wan and adjacent to the road direct to the construction site

Construction Noise

- 3.06 According to *EM&A Manual Section 3.4*, one noise sensitive receivers (NC05) designated for the construction noise monitoring was recommended at Yung Shue Wan Portion Area of the Project. The designated monitoring station is identified and successfully granted the premises. The detailed construction noise monitoring station is described in **Table 3-3** and graphical is shown in **Appendix D**.

Table 3-3 Location of Construction Noise Monitoring Station

Sensitive Receiver	Location
NC05	Roof of North Lamma Clinic

Marine Water Quality

- 3.07 Two control stations (CY1 and CY2) and three impact stations (WY1-WY3) were recommended in the *EM&A Manual Section 4.5*. Impact stations WY1-WY3 were identified close to the sensitive receivers (the coral colonies in the vicinity of Yung Shue Wan, and secondary contact recreation subzone). It is proposed to monitor the impacts from the construction of the submarine outfall as well as the effluent discharge from the proposed STW on water quality. Two control stations: CY1 and CY2 were recommended at locations representative of the project site in its undisturbed condition and located at upstream and downstream of the works area. The marine water quality monitoring stations to be performed under the Project is described in **Table 3-4** and shown in **Appendix D**.

Table 3-4 Location of Marine Water Quality Monitoring Station

Station	Description	Coordinates	
		Easting	Northing
WY1	Coral colonies on seawall at STW site	829 170	809 550
WY2	Coral colonies at Shek kok Tsui	829 000	810 400
WY3	Coral colonies at O Tsai (headland N at SW ferry pier)	829 200	809 850
CY1 (flood)	Control Station	828 400	810 800
CY2 (ebb)	Control Station	828 000	808 800

Coral Monitoring

- 3.08 The coral monitoring stations to be performed under the Project is show in **Appendix D**. The details of the monitoring location could be referred to **Impact Coral Monitoring Report** which enclosed in **Appendix M**.

MONITORING FREQUENCY AND PERIOD

- 3.09 The Impact monitoring carried out in the EM&A programme is basically in accordance with the requirements in *EM&A Manual Sections 2.7, 3.6, 4.7, 4.8, 7.3 and 7.4*. The monitoring requirements are listed as follows:

Air Quality Monitoring

Parameters: 1-hour TSP and 24-hour TSP

Frequency: Once in every six days for 24-hour TSP and three times in every six days for 1-hour TSP

Duration: Throughout the construction period

Noise Monitoring

Parameters: $L_{eq(30min)}$ & $L_{eq(5min)}$, L_{10} and L_{90} .

$L_{eq(15min)}$ & $L_{eq(5min)}$, L_{10} and L_{90} during the construction undertaken during Restricted hours (19:00 to 07:00 hours next of normal working day and full day of public holiday and Sunday)

Frequency: Once per week during 0700-1900 hours on normal weekdays. Restricted hour monitoring should depend on conditions stipulated in Construction Noise Permit

Duration: Throughout the construction period

Marine Water Quality Monitoring

Parameters: Duplicate in-situ measurements: water depth, temperature, dissolved oxygen, pH, turbidity and salinity

HOKLAS-accredited laboratory analysis: suspended solids

Frequency: Three days a week, at mid ebb and mid flood tides. The interval between 2 sets of monitoring will be more than 36 hours

Sampling Depth (i.) Three depths: 1m below water surface, 1m above sea bottom and at mid-depth when the water depth exceeds 6m.

(ii.) If the water depth is between 3m and 6m, two depths: 1m below water surface and 1m above sea bottom

(iii.) If the water depth is less than 3m, 1 sample at mid-depth is taken

Duration: During the course of marine works

Coral Monitoring

Parameters: Presence and coverage of hard and soft corals such as diversity, abundance and health status of the corals in the general area, plus other physical and biological condition at the underwater environment

Frequency: One per week for the first three months of the marine works. If no exceedances are reported during the first three months, the frequency may be reduced to twice every month

Duration: During the course of marine works

Post-Construction Monitoring – Marine Water

- 3.10 Upon the marine works (dredging and HDD pipe installation) completion, 4 weeks of post-construction monitoring would be undertaken in accordance with the *Section 4.8 of EM&A Manual*. The requirements of post-construction monitoring such as the parameter, frequency, location and sampling depth is same as the impact monitoring.

Post-Construction Monitoring – Ecology Monitoring

- 3.11 Following completion of the marine works, post project monitoring should be carried out within two weeks of completion of the marine works (HDD and dredging), and should comprise the same two-tier Rapid Assessment Ecological Assessment (REA) method adopted for the baseline survey.

MONITORING EQUIPMENT

Air Quality Monitoring

- 3.12 The 24-hour and 1-hour TSP levels shall be measured by following the standard high volume sampling method as set out in the *Title 40 of the Code of Federal Regulations, Chapter 1 (Part 50), Appendix B*. If the ET proposes to use a direct reading dust meter to measure 1-hour TSP levels, it shall submit sufficient information to the IEC to approve. The filter paper of 24-hour TSP measurement shall be determined by HOKLAS accredited laboratory.

Noise Monitoring

- 3.13 Sound level meter in compliance with the *International Electrotechnical Commission Publications 651: 1979 (Type 1) and 804: 1985 (Type 1)* specifications shall be used for carrying out the noise monitoring. The sound level meter shall be checked using an acoustic calibrator. The wind speed shall be checked with a portable wind speed meter capable of measuring the wind speed in m/s.

Water Quality Monitoring

- 3.14 ***Dissolved Oxygen and Temperature Measuring Equipment*** – The instrument should be a portable and weatherproof dissolved oxygen (DO) measuring instrument complete with cable and sensor, and use a DC power source. The equipment should be capable of measuring as included a DO level in the range of 0 – 20mg L⁻¹ and 0 – 200% saturation; and a temperature of 0 – 45 degree Celsius.
- 3.15 ***pH Meter*** – The instrument shall consist of a potentiometer, a glass electrode, a reference electrode and a temperature-compensating device. It shall be readable to 0.1 pH in arrange of 0 to 14.
- 3.16 ***Turbidity (NTU) Measuring Equipment*** – The instrument should be a portable and weatherproof turbidity measuring instrument using a DC power source. It should have a photoelectric sensor capable of measuring turbidity between 0 - 1000 NTU.
- 3.17 ***Water Sampling Equipment*** – A water sampler should comprise a transparent PVC cylinder, with a capacity of not less than 2 litres, which can be effectively sealed with latex cups at both ends. The sampler should have a positive latching system to keep it open and prevent premature closure until released by a messenger when the sampler is at the selected water depth.
- 3.18 ***Water Depth Detector*** – A portable, battery-operated echo sounder should be used for the determination of water depth at each designated monitoring station. This unit can either be hand held or affixed to the bottom of the work boat.
- 3.19 ***Salinity Measuring Equipment*** – A portable salinometer capable of measuring salinity in the range of 0 - 40 parts per thousand (ppt) should be provided for measuring salinity of the water at each monitoring location.
- 3.20 ***Sample Containers and Storage*** – Water samples for suspended solids should be stored in high density polythene bottles with no preservative added, packed in ice (cooled to 4°C without being frozen).
- 3.21 ***Monitoring Position Equipment*** - A hand-held or boat-fixed type digital Differential Global Positioning System (DGPS) with way point bearing indication and Radio Technical Commission for maritime (RTCM) Type 16 error message ‘screen pop-up’ facilities (for real-time auto-display of error messages and DGPS corrections from the Hong Kong Hydrographic Office), or other equipment instrument of similar accuracy, should be provided and used during marine water monitoring to ensure the monitoring vessel is at the correct location before taking measurements.
- 3.22 ***Suspended Solids Analysis*** – Analysis of suspended solids shall be carried out in a HOKLAS or other international accredited laboratory.

Coral Monitoring

- 3.23 The monitoring equipments used for the coral monitoring could be referred to ***Impact Coral Monitoring report*** which enclosed in [Appendix M](#).

EQUIPMENT CALIBRATION

- 3.24 Calibration of the High Volume Sampler (HVS) is performed upon installation in accordance with the manufacturer’s instruction using the NIST-certified standard calibrator (Tisch Calibration Kit Model TE-5025A). The calibration data are properly documented and the records are maintained by ET for future reference.
- 3.25 The 1-hour TSP meter was calibrated by the supplier prior to purchase. Zero response of the equipment was checked before and after each monitoring event. In-house calibration with the High Volume Sampler (HVS) in same condition was undertaken in yearly basis.
- 3.26 The sound level meter and calibrator are calibrated and certified by a laboratory accredited under HOKLAS or any other international accreditation scheme at yearly basis.

- 3.27 The water quality monitoring equipments such as DO meter, pH Meter, turbidity measuring instrument and salinometer, are calibrated by HOKLAS accredited laboratory of three month intervals.
- 3.28 All updated calibration certificates of the monitoring equipment used for the impact monitoring programme in the Reporting Period would be attached in *Appendix E*.

METEOROLOGICAL INFORMATION

- 3.29 The meteorological information during the construction phase is obtained from the Wong Chuk Hang Station of the Hong Kong Observatory (HKO) due to it nearly the Project site.

DATA MANAGEMENT AND DATA QA/QC CONTROL

- 3.30 The impact monitoring data are handled by the ET's systematic data recording and management, which complies with in-house Quality Management System. Standard Field Data Sheets (FDS) are used in the impact monitoring programme.
- 3.31 The monitoring data recorded in the equipment e.g. 1-hour TSP meter, sound level meter and Multi-parameter Water Quality Monitoring System, are downloaded directly from the equipments at the end of each monitoring day. The downloaded monitoring data are input into a computerized database properly maintained by the ET. The laboratory results are input directly into the computerized database and QA/QC checked by personnel other than those who input the data. For monitoring activities require laboratory analysis, the local laboratory follows the QA/QC requirements as set out under the HOKLAS scheme for all laboratory testing.

DETERMINATION OF ACTION/LIMIT (A/L) LEVELS

- 3.32 According to the Yung Shue Wan Environmental Monitoring and Audit Manual, the air quality, construction noise, marine water quality and coral monitoring were established, namely Action and Limit levels are listed in *Tables 3-5 to 3-8* as below.

Table 3-5 Action and Limit Levels for Air Quality

Monitoring Station	Action Level ($\mu\text{g}/\text{m}^3$)		Limit Level ($\mu\text{g}/\text{m}^3$)	
	1-hour TSP	24-hour TSP	1-hour TSP	24-hour TSP
AC02b	288	161	500	260
AC04c	290	176	500	260

Table 3-6 Action and Limit Levels for Construction Noise

Recommended Action & Limit Levels of Construction Noise		
Monitoring Location	Action Level	Limit Level
	0700-1900 hours on normal weekdays	
NC05	When one or more documented complaints are received	75 dB(A) *

Note: * Reduces to 70dB(A) for schools and 65dB(A) during the school examination periods.

Table 3-7 Action and Limit Levels for Marine Water Quality

Parameter	Performance Criteria	Impact Station		
		WY1	WY2	WY3
DO Concentration (Surface and Middle) (mg/L)	Action Level	3.63	3.53	3.61
	Limit Level	3.32	3.47	3.42
DO Concentration (Bottom) (mg/L)	Action Level	3.33	2.92	3.36
	Limit Level	3.23	2.63	3.14
Turbidity (Depth-Average) (NTU)	Action Level	10.94	14.16	14.99
	Limit Level	17.35	15.20	16.21

Parameter	Performance Criteria	Impact Station		
		WY1	WY2	WY3
Suspended Solids (Depth-Average) (mg/L)	Action Level	17.52	14.04	14.52
	Limit Level	25.62	16.51	16.88

Table 3-8 Action and Limit Levels for Coral Monitoring

Step	Action
1	Commence tagged coral monitoring at the impact site. If no increase in sedimentation cover/bleaching/partial mortality is observed on the hard corals or partial mortality on the soft/black corals, no action is required. If an increase in sedimentation cover/bleaching/partial mortality is observed on the hard corals or partial mortality on the soft/black corals at one or more impact monitoring stations Step 3 should be enacted, if not, Step 2.
2	If non actions are triggered a formal report should be issued along with evidentiary photographs following completion of the survey. Meanwhile monitoring work and construction works should continue uninterrupted.
3	If during the impact monitoring a 15% increase in the percentage of sedimentation on the hard corals occurs at more than 20% of the tagged coral colonies at the Impact Monitoring Station that is not reported at the Control Monitoring Station, then the Action Level is exceeded (Step 4).
4	If the Action Level is exceeded the IC(E) should inform all parties. The data from the water quality monitoring should also be reviewed. If the water quality monitoring shows no attributable effects of the installation works, then the Action Level is not triggered. If the water quality data indicate exceedances (for SS and/or turbidity) the IC(E) should discuss with the Contractor the most appropriate method of reducing suspended solids during construction (e.g. reduce rate of dredging). The water quality data reviewed should then be enacted on the next working day.
5	Monitoring should proceed the following day as per Step 1. If during the Impact Monitoring a 25% increase in the percentage of sedimentation on the hard corals at more than 20% of the tagged coral colonies at the Impact Monitoring Station that is not reported at the Control Monitoring Station, then the Limit Level is exceeded (Step 6). If the Limit Level is not exceeded Step 2 is enacted and work continues according to the mitigated method.
6	If the Limit Level is exceeded the Inspector Officer should inform all parties immediately. Should the Limit Level be exceeded, the Contractor should stop works immediately and work out a solution to the satisfaction of the IC(E), EPD and AFCD. The IC(E) should inform the Contractor to suspend marine construction works until an effective solution is identified. Once the solution has identified and agreed with all parties, backfilling works may re-commence.

3.33 Should non-compliance of the environmental quality criteria occurs, remedial actions will be triggered according to the Event and Action Plan enclosed in [Appendix F](#).

4 IMPACT MONITORING RESULTS - AIR QUALITY

4.01 As informed by Leader, the construction of relevant land works at Yung Shue Wan was commenced on 14 September 2010, therefore, the impact EM&A programme was begun as compliance with the contract Particular Specification, Yung Shue Wan EM&A Manual and the EP.

Result

4.02 In this Reporting Period, the results for 24-hour and 1-hour TSP monitoring are tabulated in *Tables 4-1 and 4-2*. The 24-hour TSP monitoring data are shown in *Appendix G* and the graphical plots are shown in *Appendix H*.

Table 4-1 Summary of 24-hour and 1-hour TSP Monitoring Results at AC02b

Date	24-hour TSP ($\mu\text{g}/\text{m}^3$)	1-hour TSP ($\mu\text{g}/\text{m}^3$)				
		Date	Start Time	1 st hour measured	2 nd hour measured	3 rd hour measured
2-Mar-12	69	7-Mar-12	9:30	31	34	33
8-Mar-12	93	13-Mar-12	14:02	171	179	170
14-Mar-12	127	19-Mar-12	15:00	238	243	241
20-Mar-12	<u>285</u>	24-Mar-12	12:15	231	267	278
26-Mar-12	58	29-Mar-12	12:05	221	257	243
31-Mar-12	<u>282</u>					
Average (Range)	152 (69 – 285)	Average (Range)		189 (31 – 278)		

Remark: bold and underlined indicated Limit Level exceedance

Table 4-2 Summary of 24-hour and 1-hour TSP Monitoring Results at AC04c

Date	24-hour TSP ($\mu\text{g}/\text{m}^3$)	1-hour TSP ($\mu\text{g}/\text{m}^3$)				
		Date	Start Time	1 st hour measured	2 nd hour measured	3 rd hour measured
2-Mar-12	Power failure	7-Mar-12	11:33	29	32	27
8-Mar-12	83	13-Mar-12	12:00	127	133	125
14-Mar-12	125	19-Mar-12	11:00	227	232	230
20-Mar-12	<i>193</i>	24-Mar-12	10:00	227	258	263
26-Mar-12	92	29-Mar-12	10:00	251	277	276
31-Mar-12	<u>314</u>					
Average (Range)	161 (83 – 314)	Average (Range)		181 (27 – 277)		

Remark: bold and italic indicated Action Level exceedance

bold and underlined indicated Limit Level exceedance

4.03 In this Reporting Period, a power failure of high volume sampler was occurred during 24-hour TSP monitoring at AC04c on 2 March 2012. The incident has been reported to relevant parties on the next day and the provision of power supply was rectified by the Contractor on 7 March 2012. Since the monitoring was resumed as scheduling on 8 March 2012, there were no making up of lost samples. To avoid re-occurrence of power failure, the Contractor has been reminded to pay more attention on the power issue and ensure stable power source for the HVS.

4.04 As shown in *Tables 4-1 and 4-2*, the 1-hour TSP monitoring values fluctuated below the Action Level during the Reporting Period. No Notification of Exceedance (NOE) of air quality criteria or corrective action was therefore required. For 24-hour TSP monitoring, a total of four (4) Action/ Limit Level exceedances, namely 2 Limit Level at Location AC02b and 1 Action 1 Limit Level exceedance at Location AC04c were recorded on 20 and 31 March 2012. Notification of Exceedance (NOE) has been issued to relevant parties upon confirmation of the monitoring result.

4.05 According to the construction information provided by the Contractor for the site environmental conditions, investigation of the exceedances of 24-hour TSP Action and Limit Levels at AC02b and AC04c on 20 March 2012 concludes that the exceedances were not related to the works under the Project. As no consecutive exceedances were recorded on the next monitoring date 26 March

2012, no remedial actions are required. The investigation result is summarized as follows:

- (a) With the implementation of the required construction dust suppression measures such as watering of haul roads and wheel washing prior to exit the site, major construction activities undertaken during the captioned exceedances i.e. continuation of construction of sewage treatment works comprising concreting; formwork erection; rebar bending and fixing; removal of scaffolding; plastering work and general site tidying, etc., were not dusty as shown by the TSP results before 20 March 2012.
 - (b) Excavation works for foundation was conducted without mitigation adjacent to AC02b and AC04c under a concurrent construction project. The un-mitigated excavation works was considered one of the sources attributable to the 24-hour TSP exceedances.
 - (c) In addition, with neither watering nor covering, dusty construction materials were stockpiled inside the site of concurrent construction project, where High Volume Samplers (HVS) AC02b and AC04c were located within 40m and 20m of the stock piles respectively. The exposed stockpiles of dusty materials during the period of 19 to 23 March 2012 were another source attributable to the exceedances.
 - (d) Dusty public road which leads to the current construction site was observed. The dusty road is highly possibly brought from the concurrent construction project during transportation of the excavated material and stockpiles. The dusty road would be another source attributable to the exceedances.
- 4.06 In conclusion, the exceedances on 20 March were not related to the works under the Project. Nevertheless, full implementation of the recommended environmental mitigation measures, in particular construction dust suppression measures during dusty construction activities including vehicle and construction plant movement, is strongly recommended under dry and windy conditions.
- 4.07 The exceedance at both monitoring locations on 31 March 2012 is on-going and it will be reported in the next Reporting Period.
- 4.08 The detailed investigation report for the cause of exceedance and photo record are presented in [Appendix M](#).
- 4.09 The meteorological information during the impact monitoring days are summarized in [Appendix I](#).

5 IMPACT MONITORING RESULTS – CONSTRUCTION NOISE

5.01 The noise monitoring results are presented in the following sub-sections.

Result

5.02 In this report period, 4 construction noise monitoring events were undertaken at designated location NC05. The results for $L_{eq30min}$ are tabulated in **Tables 5-1** and the graphical plots are shown in **Appendix H**.

Table 5-1 Summarized of Construction Noise Monitoring Results at NC05

Date	Start Time	End Time	1 st set L_{eq5}	2 nd set L_{eq5}	3 rd set L_{eq5}	4 th set L_{eq5}	5 th set L_{eq5}	6 th set L_{eq5}	L_{eq30}	Corrected L_{eq30}^*
7-Mar-12	10:35	11:05	63.4	64.9	59.1	58.8	55.3	59.2	61.3	64.3
13-Mar-12	13:45	14:15	73.0	73.3	73.7	69.6	59.3	61.7	71.0	74.0
19-Mar-12	14:20	14:50	58.8	55.4	57.5	56.6	58.1	56.7	57.3	60.3
27-Mar-12	10:44	11:14	63.6	64.4	57.0	59.0	61.1	60.1	61.6	64.6
Limit Level									-	75 dB(A)

* A façade correction of +3dB(A) has been added according to acoustical principles and EPD guidelines.

5.03 It was noted that no noise complaint (which is an Action Level exceedance) was received. In view of the results shown in **Tables 5-1**, all the values are well below 75dB(A), therefore, no Action or Limit Level exceedance was triggered during this Reporting Period.

6 IMPACT MONITORING RESULTS – WATER QUALITY

- 6.01 Marine water quality monitoring is required upon the construction of marine outfall works commenced on 9 May 2011.
- 6.02 As informed by the Contractor, the marine works in Yung Shue Wan has been ceased since 19 January 2012. As agreed by the IEC and RE, the marine water quality monitoring was suspended from 6 February 2012 until further notice of the commencement of dredging works. The relevant letter ref.: TCS00512/10/300/L0425 has been submitted to EPD on 3 February 2012.
- 6.03 No marine water monitoring was carried out in this Reporting Period.

7 IMPACT MONITORING RESULTS – ECOLOGY MONITORING

- 7.01 Impact monitoring for coral shall be conducted initially at a frequency of once per week for the first three months of the marine works (HDD and dredging). If no exceedances are reported during this period, then the frequency may be reduced to twice every month for the remainder of the marine works.
- 7.02 According to the construction information provided by the Contractor, the marine works in Yung Shue Wan has been ceased since 19 January 2012. As agreed by the IEC and RE, the ecology monitoring was suspended from 6 February 2012 until further notice of the commencement of dredging works.
- 7.03 No ecology monitoring was carried out in this Reporting Period.

8 WASTE MANAGEMENT

8.01 Waste management was carried out by an on-site Environmental Officer or an Environmental Supervisor from time to time.

Records of Waste Quantities

8.02 All types of waste arising from the construction work are classified into the following:

- Construction & Demolition (C&D) material;
- Chemical waste;
- General refuse; and
- Excavated soil.

8.03 The quantities of waste for disposal in this Reporting Period are summarized in *Tables 8-1* and *8-2* and the Monthly Summary Waste Flow Table is shown in *Appendix J*. Whenever possible, materials were reused on-site as far as practicable

Table 8-1 Summary of Quantities of Inert C&D Materials

Type of Waste	Quantity	Disposal Location
C&D Materials (Inert) ('000m ³)	0	-
Reused in this Contract (Inert) ('000m ³)	0	-
Reused in other Projects (Inert) ('000m ³)	0	-
Disposal as Public Fill (Inert) ('000m ³)	0.619	Tuen Mun Area 38

Table 8-2 Summary of Quantities of C&D Wastes

Type of Waste	Quantity	Disposal Location
Metals (kg)	0	-
Paper / Cardboard Packing (kg)	0	-
Plastics (kg)	0	-
Chemical Wastes (kg)	0	-
General Refuses (tonne)	6.940	Yung Shue Wan RTS

8.04 There was no site effluent discharged but the estimated volume of surface runoff was less than 50m³ in this monthly period.

9 SITE INSPECTION

- 9.01 According to the Environmental Monitoring and Audit Manual, the environmental site inspection should be formulated by ET Leader. Regular environmental site inspections had been carried out by the ET to confirm the environmental performance. In this reporting period, weekly site inspection by ET was carried out on **6, 13, 20 and 27 March 2012** and a joint-site visit by IEC Representative, RE, the Contractor and ET was carried out on **6 March 2012**.
- 9.02 The findings/ deficiencies that observed during the weekly site inspection are listed in *Table 9-1* and the relevant checklists are attached in *Appendix K*.

Table 9-1 Site Observations

Date	Findings / Deficiencies	Follow-Up Status
6 March 2012	<ul style="list-style-type: none">• South haul road should be sprayed with water to reduce dust generated.	<ul style="list-style-type: none">• The deficiency has been rectified on 13 March 2012.
13 March 2012	<ul style="list-style-type: none">• No environmental issue was observed during the site inspection.	N.A.
20 March 2012	<ul style="list-style-type: none">• No environmental issue was observed during the site inspection.	N.A.
27 March 2012	<ul style="list-style-type: none">• No environmental issue was observed during the site inspection.	N.A.

10 ENVIRONMENTAL COMPLAINT AND NON-COMPLIANCE

10.01 No environmental complaint, summons and prosecution was received in this reporting period. The statistical summary table of environmental complaint is presented in *Tables 10-1, 10-2* and *10-3*.

Table 10-1 Statistical Summary of Environmental Complaints

Reporting Period	Environmental Complaint Statistics		
	Frequency	Cumulative	Complaint Nature
14 Sep – 30 September 2011	0	0	NA
October – December 2011	0	0	NA
January- February 2012	0	0	NA
March 2012	0	0	NA

Table 10-2 Statistical Summary of Environmental Summons

Reporting Period	Environmental Summons Statistics		
	Frequency	Cumulative	Complaint Nature
14 Sep – 30 September 2011	0	0	NA
October – December 2011	0	0	NA
January- February 2012	0	0	NA
March 2012	0	0	NA

Table 10-3 Statistical Summary of Environmental Prosecution

Reporting Period	Environmental Prosecution Statistics		
	Frequency	Cumulative	Complaint Nature
14 Sep – 30 September 2011	0	0	NA
October – December 2011	0	0	NA
January- February 2012	0	0	NA
March 2012	0	0	NA

11 IMPLEMENTATION STATUS OF MITIGATION MEASURES

11.01 The environmental mitigation measures that recommended in the Yung Shue Wan Environmental Monitoring and Audit Manual covered the issues of dust, noise, water and waste and they are summarized as following:

Dust Mitigation Measure

11.02 Installation of 2m high solid fences around the construction site of Pumping Station P2 is recommended. Implementation of the requirements stipulated in the Air Pollution Control (Construction Dust) Regulation and the following good site practices are recommended to control dust emission from the site:

- Stockpiles of imported material kept on site should be contained within hoardings, dampened and / or covered during dry and windy weather;
- Material stockpiled alongside trenches should be covered with tarpaulins whenever works are close to village houses;
- Water sprays should be used during the delivery and handling of cement, sands, aggregates and the like.
- Any vehicle used for moving sands, aggregates and construction waste shall have properly fitting side and tail boards. Materials should not be loaded to a level higher than the side and tail boards, and should be covered by a clean tarpaulin.

Noise Mitigation Measure

11.03 As detailed in the EIA report, concreting work of the Pumping Station P1a and sewer alignment construction activities would likely cause adverse noise impacts on some of the noise sensitive receivers. Appropriate mitigation measures have therefore been recommended. The mitigation measures recommended in the EIA report are summarised below:

- (a) Use of quiet equipment for the construction activities of the Pumping Stations and sewer alignment;
- (b) Use of temporary noise barrier around the site boundary of Pumping Station P1a;
- (c) Use of kick ripper (saw and lift) method to replace the breaker for pavement removal during sewer alignment construction;
- (d) Restriction on the number of plant during sewer alignment construction;
- (e) Use of noise screening structures in the form of acoustic shed or movable barrier wherever practicable and feasible in areas with sufficient clearance and headroom during the construction of sewer alignment;
- (f) Adoption of manual working method wherever practicable and feasible in areas where the worksites of the proposed sewer alignment are located less than 20m from the residential noise sensitive receivers and less than 30m from the temple and the public library; and
- (g) Implementation of the following good site practices:
 - Only well-maintained plant should be operated on-site and plant should be serviced regularly during the construction programme.
 - Mobile plant, if any, should be sited as far away from NSRs as possible.
 - Machines and plant (such as trucks) that may be in intermittent use should be shut down between work periods or should be throttled down to a minimum.
 - Plant known to emit noise strongly in one direction should, wherever possible, be orientated so that the noise is directed away from the nearby NSRs.
 - Material stockpiles and other structures should be effectively utilised, wherever practicable, in screening noise from on-site construction activities.

Water Quality Mitigation Measure

11.04 No-dig method using Horizontal Directional Drilling (HDD) would be used for the installation of outfall pipe of about 480 m from shore to minimize the potential water quality impacts arising from the dredging works required for the submarine outfall construction. For the remaining outfall pipe of about 240m and the diffuser section, open trench dredging would still be required.

- 11.05 During the dredging works, the Contractor should be responsible for the design and implementation of the following mitigation measures.
- Dredging should be undertaken using closed grab dredgers with a total production rate of 55m³/hr;
 - Deployment of 2-layer silt curtains with first layer enclosing the grab and the second layer at around 50, from the dredging area while dredging works are in progress;
 - all vessels should be sized such that adequate clearance (i.e. minimum clearance of 0.6m) is maintained between vessels and the sea bed at all states of the tide to ensure that undue turbidity is not generated by turbulence from vessel movement or propeller wash;
 - all pipe leakages should be repaired promptly and plant shall not be operated with leaking pipes;
 - excess material should be cleaned from the decks and exposed fittings of barges before the vessel is moved;
 - adequate freeboard (i.e. minimum of 200m) should be maintained on barges to ensure that decks are not washed by wave action;
 - all barges should be fitted with tight fitting seals to their bottom openings to prevent leakage of material;
 - loading of barges and hoppers should be controlled to prevent splashing of dredged material to the surrounding water, and barges and hoppers should not be filled to a level which would cause the overflow of materials or sediment laden water during loading or transportation; and
 - the decks of all vessels should be kept tidy and free of oil or other substances that might be accidentally or otherwise washed overboard.

Construction Run-off and Drainage

- 11.06 The Contractor should observe and comply with the Water Pollution Control Ordinance and the subsidiary regulations. The Contractor should follow the practices, and be responsible for the design, construction, operation and maintenance of all the mitigation measures as specified in ProPECC PN 1/94 “Construction Site Drainage”. The design of the mitigation measures should be submitted by the Contractor to the Engineer for approval. These mitigation measures should include the following practices to minimise site surface runoff and the chance of erosion, and also to retain and reduce any suspended solids prior to discharge:
- Provision of perimeter channels to intercept storm-runoff from outside the site. These should be constructed in advance of site formation works and earthworks.
 - Works programmes should be designed to minimize works areas at any one time, thus minimising exposed soil areas and reducing the potential for increased siltation and runoff.
 - Sand/silt removal facilities such as sand traps, silt traps and sediment basins should be provided to remove the sand/silt particles from run-off. These facilities should be properly and regularly maintained. These facilities shall be carefully planned to ensure that they would be installed at appropriate locations to capture all surface water generated on site.
 - Careful programming of the works to minimise soil excavation works during rainy seasons.
 - Exposed soil surface should be protected by paving or hydroseeding as soon as possible to reduce the potential of soil erosion.
 - Trench excavation should be avoided in the wet season, and if necessary, these should be excavated and backfilled in short sections.
 - Open stockpiles of construction materials on site should be covered with tarpaulin or similar fabric.

General Construction Activities

- 11.07 Debris and rubbish generated on-site should be collected, handled and disposed of properly to avoid entering the nearby coastal waters and stormwater drains. All fuel tanks and storage areas should be provided with locks and be sited on sealed areas, within bunds of a capacity equal to 110% of the storage capacity of the largest tank. Open drainage channels and culverts near the works areas should be covered to block the entrance of large debris and refuse.

Wastewater Arising from Workforce

- 11.08 Portable toilets shall be provided by the Contractors, where necessary, to handle sewage from the workforce. The Contractor shall also be responsible for waste disposal and maintenance practices

Sediment Contamination Mitigation Measure

- 11.09 The basic requirements and procedures for dredged mud disposal are specified under the WBTC No. 34/2002. The management of the dredging, use and disposal of marine mud is monitored by the MFC, while the licensing of marine dumping is the responsibility of the Director of Environmental Protection (DEP).
- 11.10 The uncontaminated dredged sediment will be loaded onto barges and transported to the designated marine disposal site. Appropriate dredging methods have been incorporated into the recommended water quality mitigation measures including the use of closed-grab dredgers and silt curtains. Category L sediment would be suitable for disposal at a gazetted open sea disposal ground.
- 11.11 During transportation and disposal of the dredged marine sediments, the following measures should be taken to minimize potential impacts on water quality:
- Bottom opening of barges should be fitted with tight fitting seals to prevent leakage of material. Excess material should be cleaned from the decks and exposed fittings of barges and hopper dredgers before the vessel is moved.
 - Monitoring of the barge loading should be conducted to ensure that loss of material does not take place during transportation. Transport barges or vessels should be equipped with automatic self-monitoring devices as specified by the DEP.

Construction Waste Mitigation Measure

Good Site Practices and Waste Reduction Measures

- 11.12 It is not anticipated that adverse waste management related impacts would arise, provided that good site practices are strictly followed. Recommendations for good site practices for the construction waste arising include:
- Nomination of an approved person, such as a site manager, to be responsible for the implementation of good site practices, arranging for collection and effective disposal to an appropriate facility, of all wastes generated at the site.
 - Training of site personnel in proper waste management and chemical handling procedures.
 - Appropriate measures to minimize windblown litter and dust during transportation of waste by either covering trucks or by transporting wastes in enclosed containers.
 - Provision of sufficient waste disposal points and regular collection for disposal.
 - Separation of chemical wastes for special handling and appropriate treatment at the Chemical Waste Treatment Facility.
 - Regular cleaning and maintenance programme for drainage systems, sumps and oil interceptors.
 - Maintain records of the quantities of wastes generated, recycled and disposed.
- 11.13 In order to monitor the disposal of C&D waste at landfills and to control fly tipping, a trip-ticket system should be included as one of the contractual requirements and implemented by an Environmental Team undertaking the Environmental Monitoring and Audit work. An Independent Environmental Checker should be responsible for auditing the results of the system.
- 11.14 Good management and control can prevent the generation of significant amount of waste. Waste reduction is best achieved at the planning and design stage, as well as by ensuring the implementation of good site practices. Recommendations to achieve waste reduction include:
- segregation and storage of different types of waste in different containers, skips or stockpiles to enhance reuse or recycling of materials and their proper disposal;

- to encourage collection of aluminium cans by individual collectors, separate labelled bins should be provided to segregate this waste from other general refuse generated by the work force;
- any unused chemicals or those with remaining functional capacity should be recycled;
- use of reusable non-timber formwork to reduce the amount of C&D material;
- prior to disposal of C&D waste, it is recommended that wood, steel and other metals should be separated for re-use and / or recycling to minimise the quantity of waste to be disposed of to landfill;
- proper storage and site practices to minimise the potential for damage or contamination of construction materials; and
- plan and stock construction materials carefully to minimise amount of waste generated and avoid unnecessary generation of waste.

General Site Wastes

- 11.15 A collection area should be provided where waste can be stored prior to removal from site. An enclosed and covered area is preferred for the collection of the waste to reduce 'wind blow' of light material.

Chemical Wastes

- 11.16 After use, chemical waste (eg. cleaning fluids, solvents, lubrication oil and fuel) should be handled according to the Code of Practice on the Packaging, Labelling and Storage of Chemical Wastes. Any unused chemicals or those with remaining functional capacity should be recycled. Spent chemicals should be properly stored on site within suitably designed containers, and should be collected by an approved operator for disposal at the Chemical Waste Treatment Facility or other licenced facility in accordance with the Waste Disposal (Chemical Waste) (General) Regulation under the Waste Disposal Ordinance.
- 11.17 Any service shop and minor maintenance facilities should be located on hard standings within a bunded area, and sumps and oil interceptors should be provided. Maintenance of vehicles and equipment involving activities with potential for leakages and spillage should only be undertaken with the areas appropriately equipped to control these discharges.

Construction and Demolition Material

- 11.18 The C&D material should be separated on-site into three categories: (i) public fill, the inert portion of the C&D material (e.g. concrete and rubble), which should be re-used on-site or disposed of at a public filling area; (ii) C&D waste for re-use and/or recycling, the non-inert portion of the C&D material, (e.g. steel and other metals, wood, glass and plastic); (iii) C&D waste which cannot be re-used and/or recycled. The waste producers are responsible for its disposal at strategic landfills.
- 11.19 In order to minimise the impact resulting from collection and transportation of material for off-site disposal, it was recommended that inert material should be re-used on-site where possible. Prior to disposal of C&D material, it was also recommended that steel and other metals should be separated for re-use and/or recycling where practicable to minimise the quantity of waste to be disposed of to landfill.

Ecology Mitigation Measure

- 11.20 The following general good practice measures should be adopted to mitigate ecological impacts during marine works (including dredging and HOD);
- Excess material from vessel loading should be cleaned from the decks and exposed fittings before vessels are moved to the backfilling location;
 - Dredging should cause no foam, oil, grease, scum, litter or other objectionable matter to be present on the water;
 - Adequate freeboard should be maintained to ensure that decks are not washed by wave action;
 - All pie leakages should be repaired promptly and plant Should not be operated with leaking pipes; and

- All barges and other vessels should maintain adequate clearance between vessels and the seabed at all states of the tide and reduce operational speeds to ensure that undue turbidity is not generated by turbulence from vessel movement or propeller wash.
- 11.21 In the event of exceedances of ecological action or limit level, the Contractor will be required to revise his operations as a further mitigation measure. Revisions to the operation method may include (but not be limited to):
- Reduction in dredging rate'
 - Restriction of dredging in particular areas to specific periods in the tidal cycle
- 11.22 Should repeated non-compliances with limit level(s) occur the Contractor shall modify his working method until he is able to achieve the required compliances with the limit levels to the satisfaction of the IC(E)

Fisheries Mitigation Measure

- 11.23 Closed grab dredger, deployment of silt curtains around the immediate dredging area and low dredging rate have been recommended in Water Quality of the EIA report in order to minimise sediment release into the water column.

Landscape & Visual Mitigation Measure

- 11.24 Mitigation measures recommended in the EIA Report for landscape and visual impacts during the construction stage are summarised below.
- Screening of site construction works by use of hoarding that is appropriate to its site context;
 - Retaining existing trees and minimising damage to vegetation where possible by close co-ordination and on site alignment adjusted of rising main and gravity sewer pipelines. Tree protective measures should be implemented to ensure trees identified as to be retained are satisfactorily protected during the construction phase;
 - Careful and efficient transplanting of affected trees (1 no.) to temporary or final transplant location (the proposed tree to be transported is a semi-mature *Macaranga tanarius* and is located at the proposed Pumping Station P2 location);
 - Short excavation and immediate backfilling of sections upon completion of works to reduce active site area;
 - Conservation of top-soil for reuse;
 - Night-time light source from marine fleets should be directed away from the residential units
- 11.25 The implementation schedule of mitigation measures is presented in [Appendix L](#).
- 11.26 Leader had been implementing the required environmental mitigation measures according to the Yung Shue Wan Environmental Monitoring and Audit Manual subject to the site condition. Environmental mitigation measures generally implemented by Leader in this Reporting Period are summarized in [Table 11-1](#).

Table 11-1 Environmental Mitigation Measures

Issues	Environmental Mitigation Measures
Water Quality	<ul style="list-style-type: none"> • Drainage channels were provided to convey run-off into the treatment facilities; and • Drainage systems were regularly and adequately maintained.
Air Quality	<ul style="list-style-type: none"> • Cover all excavated or stockpile of dusty material by impervious sheeting or sprayed with water to maintain the entire surface wet; • Public roads around the site entrance/exit had been kept clean and free from dust; and • Tarpaulin covering of any dusty materials on a vehicle leaving the site.

Issues	Environmental Mitigation Measures
Noise	<ul style="list-style-type: none">• Good site practices to limit noise emissions at the sources;• Use of quiet plant and working methods;• Use of site hoarding or other mass materials as noise barrier to screen noise at ground level of NSRs; and• To minimize plant number use at the worksite.
Waste and Chemical Management	<ul style="list-style-type: none">• Excavated material should be reused on site as far as possible to minimize off-site disposal. Scrap metals or abandoned equipment should be recycled if possible;• Waste arising should be kept to a minimum and be handled, transported and disposed of in a suitable manner;• The Contractor should adopt a trip ticket system for the disposal of C&D materials to any designed public filling facility and/or landfill; and• Chemical waste shall be handled in accordance with the Code of Practice on the Packaging, Handling and Storage of Chemical Wastes.
General	<ul style="list-style-type: none">• The site was generally kept tidy and clean.

12 IMPACT FORECAST

12.01 Key issues to be considered in the coming month include:

Water Quality

- Erect of sand bag in proper area to avoid any muddy surface runoff from the loose soil surface or haul road during the rainy days; and
- The accumulated stagnant water should be drained away.

Air Quality

- Vehicles shall be cleaned of mud and debris before leaving the site;
- Stockpile and loose soil surface shall be covered with tarpaulin sheet or other means to eliminate the fugitive dust;
- Water spaying on the dry haul road and exit/entrance of the site in regular basis is reminded; and
- Public roads around the site entrance/exit had been kept clean and free from dust.

Noise

- Works and equipment should be located to minimize noise nuisance from the nearest sensitive receiver; and
- Idle equipments should be either turned off or throttled down;

Waste and Chemical Management

- Housekeeping on site shall be improved;
- The Contractor is advised to fence off the construction waste at a designated area in order to maintain the tidiness of the site;
- Drip tray and proper label should be provided for all chemical containers.
- C&D waste should be disposed in regular basis.

13 CONCLUSIONS AND RECOMMENDATIONS

CONCLUSIONS

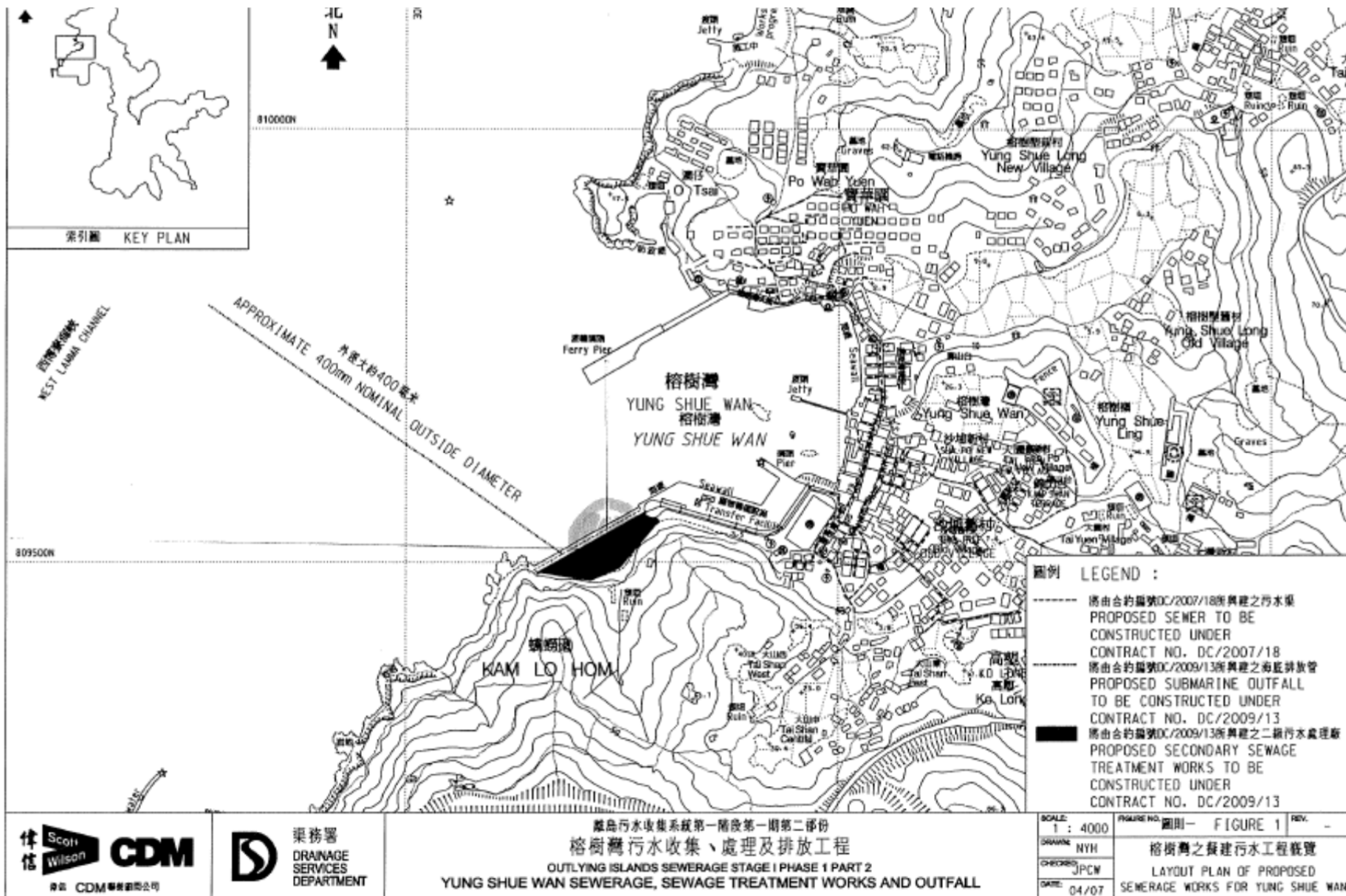
- 13.01 This is the **19th** Monthly EM&A Report covering the construction period from **1 to 31 March 2012**.
- 13.02 According to the construction information provided by the Contractor, the marine works in Yung Shue Wan has been ceased since 19 January 2012. As agreed by the IEC and RE, the marine water quality and ecology monitoring was suspended from 6 February 2012 until further notice of the commencement of dredging works. The relevant letter ref.: TCS00512/10/300/L0425 has been submitted to EPD on 3 February 2012.
- 13.03 No 1-hour TSP result was found to be triggered the Action or Limit Level in this Reporting Period. However, 2 Action/ Limit Level exceedances and 2 Limit Level exceedances of 24-hour TSP result were recorded on 20 and 31 March 2012 respectively. Investigation report for the cause of exceedances on 20 March has been completed and it is concluded that the exceedances are not related to the works under the Project. Since the cause of exceedances on 31 March is still under investigation, it will be updated in the next Reporting Period.
- 13.04 No noise complaint (an Action Level exceedance) was received and no construction noise measurement results that exceeded the Limit Level were recorded in this Reporting Period.
- 13.05 No marine water monitoring was carried out in this Reporting Period due to the suspension of marine work.
- 13.06 No coral monitoring was carried out in this Reporting Period due to the suspension of marine work.
- 13.07 No documented complaint, notification of summons or successful prosecution was received.
- 13.08 In this reporting period, weekly site inspection by ET was carried out on **6, 13, 20 and 27 March 2012**. Besides, a joint-site visit by IEC Representative, RE, the Contractor and ET was carried out on **6 March 2012**. All the observation has been rectified during the next week site inspection. The environmental performance of the Project was therefore considered as satisfactory.
- 13.09 No site inspection was undertaken by external parties i.e. Environmental Protection Department (EPD) or Agriculture, Fisheries and Conservation Department (AFCD) within the Reporting Period.

RECOMMENDATIONS

- 13.10 As wet season is approaching, the Contractor shall pay attention on the potential water impact as the construction site is adjacent to the coastline. Muddy water and other water quality pollutants via site surface water runoff into the coral zones of Yung Shue Wan seawall, Shek Kok Tsui and O Tsai should be avoided. Mitigation measures for water quality should be fully implemented.
- 13.11 Moreover, the construction dust mitigation measures identified at the EM&A Manuel such as watering at haul road and covering of dusty material should also be implemented and properly maintained during wet season.

Appendix A

Site Layout Plan – Yung Shue Wan Portion Area



Appendix B

Organization Structure and Contact Details of Relevant Parties

Contact Details of Key Personnel

Organization	Project Role	Name of Key Staff	Tel No.	Fax No.
DSD	Employer	Mr. Kenley CK Kwok	-	-
SCJV	Engineer's Representative	Mr. Neil Wong	2982 0240	2982 4129
SCJV	Resident Engineer (Yung Shue Wan Portion Area)	Mr. Alfred Cheung	2982 0240	2982 4129
Scott Wilson	Independent Environmental Checker	Mr. Rodney Ip	2410 3750	2428 9922
Leader	Project Manager	Mr. Vincent Chan	2982 1750	2982 1163
Leader	Site Agent	Mr. Ron Hung	2982 1750	2982 1163
Leader	Environmental Officer	Mr. William Wong	2982 8652	2982 8650
Leader	Section Engineer (Yung Shue Wan)	Mr. Burgess Yip	2982 1750	2982 1163
Leader	Site Engineer (Yung Shue Wan)	Mr. Justin Cheng	2982 1750	2982 1163
Leader	Safety Officer	Mr. Edwin Leung	2982 1750	2982 1163
AUES	Environmental Team Leader	Mr. T. W. Tam	2959 6059	2959 6079
AUES	Environmental Consultant	Ms. Nicola Hon	2959 6059	2959 6079
AUES	Assistance Environmental Consultant	Mr. Ray Cheung	2959 6059	2959 6079
AUES	Team Supervisor	Mr. Ben Tam	2959 6059	2959 6079
AUES	Coral Specialist	Mr. Keith Kei	2959 6059	2959 6079

Legend:

DSD (Employer) – Drainage Services Department

CDM (Engineer) – Scott Wilson CDM Joint Venture

Leader (Main Contractor) – Leader Civil Engineering Corporation Limited

Scott Wilson (IEC) – Scott Wilson Limited

AUES (ET) – Action-United Environmental Services & Consulting

Appendix C

A Master and Three Months Rolling Construction Programme

Activity ID	Description	Original Duration	Percent Complete	Early Start	Early Finish	Late Start	Late Finish	Total Float	Predecessors	Successors	2012								
											DEC	JAN	FEB	MAR	APR	MAY	JUN		
E&M2011	Delivery of Pumps	150	100	24/02/11 A	21/07/11 A	24/02/11 A	21/07/11 A		E&M2001	E&M2101									
E&M2012	Delivery of Gen-Set	150	100	24/02/11 A	23/09/11 A	24/02/11 A	23/09/11 A		E&M2002	E&M2102									
E&M2013	Delivery of DeO System	150	100	11/07/11 A	28/10/11 A	11/07/11 A	28/10/11 A		E&M2003	E&M2103									
E&M2014	Delivery of LV SB & MCC	150	0	29/02/12	27/07/12	03/12/10	01/05/11	-453d	E&M2004	E&M2104									
E&M2015	Delivery of Instrumentation	90	100	21/06/11 A	03/11/11 A	21/06/11 A	03/11/11 A		E&M2005	E&M2105									
E&M2016	Delivery of FS Equipment	107	20	01/12/11 A	05/06/12	01/12/11 A	01/05/11	-401d	E&M2006	E&M0350, E&M2106									
E&M2017	Delivery of BS Equipment	107	30	15/01/11 A	25/05/12	15/01/11 A	01/05/11	-390d	E&M2007	E&M2107									
Installation, T&C																			
E&M2101	Install Pumps	55	0	28/03/12	21/05/12	03/07/11	26/08/11	-269d	E&M2011, SKW1051, SKW1061	E&M2110									
E&M2102	Install Gen Set	55	0	28/03/12	21/05/12	03/07/11	26/08/11	-269d	E&M2012, SKW1051, SKW1061	E&M2110									
E&M2103	Install DeO System	55	0	28/03/12	21/05/12	03/07/11	26/08/11	-269d	E&M2013, SKW1051, SKW1061	E&M2110									
E&M2105	Install Instrumentation	55	0	28/03/12	21/05/12	02/05/11	25/06/11	-331d	E&M2015, SKW1051, SKW1061	E&M2140									
E&M2106	Install FS Equipment	55	0	05/06/12	30/07/12	02/05/11	25/06/11	-401d	E&M2016, SKW1051, SKW1061	E&M2140									
E&M2107	Install BS Equipment	55	0	26/05/12	19/07/12	02/05/11	25/06/11	-390d	E&M2017, SKW1051, SKW1061	E&M2110, E&M2140									
Section W7 - SKW STW ,Sewer and Submarine Outfall																			
Submarine Outfall																			
SKW1130	Approval of IHS Consultant	180	100	17/05/10 A	27/08/10 A	17/05/10 A	27/08/10 A			SKW1131									
SKW1131	Hydrographical Survey (SKW)	300	100	01/02/11 A	28/02/11 A	01/02/11 A	28/02/11 A		KD0020, SKW1130	SKW1231									
SKW1141	Baseline Monitoring (Water)	213	100	27/07/10 A	31/12/10 A	27/07/10 A	31/12/10 A		SKW0260, SKW0265	SKW1151									
SKW1151	Set up Temporary Working Platform	185	100	15/06/11 A	30/09/11 A	15/06/11 A	30/09/11 A		PRE0090, SKW1141	SKW1171									
SKW1171	ELS for HDD Set-up (SKW)	120	100	01/09/11 A	30/09/11 A	01/09/11 A	30/09/11 A		SKW1151	SKW1181									
SKW1181	Mobilization of HDD plant & equipment to SKW	60	100	06/01/12 A	07/01/12 A	06/01/12 A	07/01/12 A		SKW1171, YSW0360	SKW1191									
SKW1191	Setting up at drillhole location	30	100	09/01/12 A	14/01/12 A	09/01/12 A	14/01/12 A		SKW1181	SKW1201									
SKW1201	Drill pilot hole and reaming hole - NS280 - 750m	196	50	16/01/12 A	05/06/12	16/01/12 A	23/04/13	322d	SKW1191	SKW1211									
SKW1211	Receiving Pit for HDD (SKW)	180	100	16/01/12 A	29/02/12 A	16/01/12 A	29/02/12 A		SKW1201	SKW1221									
SKW1221	Installation of NS280 HDPE 450mm dia. pipe	57	0	06/06/12	01/08/12	24/04/13	19/06/13	322d	SKW1211	KD0090, SKW1231, SKW1441									
SKW STW																			
Submission & Delivery (E&M)																			
E&M3010	Delivery of MBR M.M. - 1st shipment for Temp STP	150	100	24/02/11 A	17/10/11 A	24/02/11 A	17/10/11 A		E&M0160	E&M3170									
E&M3030	Delivery of Grit Removal Equipment	180	100	10/10/11 A	29/12/11 A	10/10/11 A	29/12/11 A		E&M0150	E&M3190									
E&M3060	Delivery of Fine Screens	136	100	12/09/11 A	30/11/11 A	12/09/11 A	30/11/11 A		E&M0120	E&M3210									
E&M3070	Delivery of Pumps	136	100	23/06/11 A	05/09/11 A	23/06/11 A	05/09/11 A		E&M0130	E&M3220									
E&M3080	Delivery of Submersible Mixers	180	100	26/07/11 A	17/11/11 A	26/07/11 A	17/11/11 A		E&M0140	E&M3230									
E&M3090	Delivery of Sludge Dewatering Equipment	210	50	01/09/11 A	12/06/12	01/09/11 A	12/02/12	-121d	E&M0170	E&M3240									
E&M3100	Delivery of Valves, Pipes & Fittings	180	70	30/08/11 A	22/04/12	30/08/11 A	07/07/14	804d	E&M0180	E&M3250									
E&M3110	Delivery of Penstocks	180	100	12/08/11 A	24/12/11 A	12/08/11 A	24/12/11 A		E&M0190	E&M3260									
E&M3130	Delivery of instruments	180	100	21/06/11 A	03/11/11 A	21/06/11 A	03/11/11 A		E&M0200	E&M3270									
E&M3140	Delivery of MCC LVSB	180	0	03/03/12	29/08/12	09/05/11	04/11/11	-299d	E&M0210	E&M3261									
E&M3150	Delivery of BS Equipment	180	0	21/03/12	16/09/12	22/01/14	28/07/14	672d	E&M0220	E&M3291									
E&M3160	Delivery of FS Equipment	180	0	15/03/12	10/09/12	14/01/12	11/07/12	-61d	E&M0230	E&M0340, E&M3300									
Construction of Grid A-G																			
SKW1261	Excavate for SKW STW Structure (Grid A -G)	164	70	30/07/11 A	25/04/12	30/07/11 A	27/07/11	-272d	SKW0551	SKW1271, SKW1371									
SKW1271	55 M3 Fire Sprinkle Water Tank (FL +0.9 mPD)	25	0	25/04/12	20/05/12	28/07/11	21/08/11	-272d	SKW1261	SKW1281									
SKW1281	Ground Floor Slab (Grid A-G)	25	0	20/05/12	14/06/12	22/08/11	15/09/11	-272d	SKW1271	SKW1291									
Construction of Grid G-N																			
SKW1321	Equalization Tank no.1 & 2 with base slabs (-2.1	35	0	29/02/12	03/04/12	04/08/11	07/09/11	-209d		SKW1331									
SKW1331	Columns & Walls from B/S to G/F Slab (Grid G-N)	35	0	04/04/12	08/05/12	08/09/11	12/10/11	-209d	SKW1321	SKW1341									
SKW1341	Ground Floor Slab (Grid G-N)	35	0	09/05/12	12/06/12	13/10/11	16/11/11	-209d	SKW1331	SKW1351									
SKW1351	Columns & Walls to 1/F & 1/F Slab (Grid G-N)	18	0	13/06/12	30/06/12	17/11/11	04/12/11	-209d	SKW1341	SKW1361									
SKW1361	Columns & Walls to R/F & R/F Slab (Grid G-N)	24	0	01/07/12	24/07/12	05/12/11	28/12/11	-209d	SKW1351	E&M3170, E&M3190, E&M3210,									
Construction of Grid N-T																			
SKW1371	Excavate for SKW STW Structure (Grid N-T)	80	0	25/04/12	14/07/12	28/07/11	15/10/11	-272d	SKW0598, SKW1261	SKW1381									
SKW STP - E&M Works																			
E&M3220	Install Pumps	75	0	29/02/12	13/05/12	29/12/11	12/03/12	-62d	E&M3070	E&M3230, E&M3250, E&M3260,									
E&M3230	Install Submersible Mixers	45	0	14/05/12	27/06/12	13/03/12	26/04/12	-62d	E&M3080, E&M3220	E&M3250, E&M3260, E&M3311,									

Start date	05/05/10
Finish date	06/04/15
Data date	29/02/12
Run date	19/03/12
Page number	6A
© Primavera Systems, Inc.	










	Early bar
	Progress bar
	Critical bar
	Summary bar
	Progress point
	Critical point
	Summary point
	Start milestone point
	Finish milestone point

Leader Civil Engineering Corp. Ltd.
Contract No. DC/2009/13
Construction of Sewage Treatment Works at YSW & SKW
3-month Rolling Programme (Mar 2012 - May 2012)

(Marked on 29 Feb 2012)

Date	Revision	Checked	Approved
29/02/12	Revision 0	RH	VC

Activity ID	Description	Original Duration	Percent Complete	Early Start	Early Finish	Late Start	Late Finish	Total Float	Predecessors	Successors	2012						
											2011 DEC	JAN	FEB	MAR	APR	MAY	JUN
Rising Main																	
SKW1481	Subm, Approval & Delivery of DI pipes	120	100	17/05/10 A	28/02/11 A	17/05/10 A	28/02/11 A		KD0020	SKW1501							
SKW1501	Concrete Trough (ChB0+00 - ChB1+20)	300	100	15/08/11 A	30/09/11 A	15/08/11 A	30/09/11 A		PRE0100, SKW1481	SKW1521							
SKW1521	Twin DN150 DI Rising Main (ChB0+00 - ChA4+55)	250	80	15/08/11 A	18/04/12	15/08/11 A	16/03/12	-33d	SKW1501	SKW1541							
SKW1541	DN250 DI Pipe (ChC0+00 - ChC0+35 Connection Pit)	208	0	19/04/12	12/11/12	17/03/12	10/10/12	-33d	SKW1521	SKW1561							
Section W 8 - Landscape Softworks in All Portions																	
SKW1591	Tree Survey	21	100	17/05/10 A	06/06/10 A	17/05/10 A	06/06/10 A		KD0020	SKW1621							
SKW1611	Preservation & Protection of Trees	822	77	17/05/10 A	04/09/12	17/05/10 A	15/08/12	-20d	KD0020	KD0100, SKW1631							
SKW1621	Transplantation at SKW	60	100	07/06/10 A	05/10/10 A	07/06/10 A	05/10/10 A		SKW1591								

Start date	05/05/10		Early bar
Finish date	06/04/15		Progress bar
Data date	29/02/12		Critical bar
Run date	19/03/12		Summary bar
Page number	7A		Progress point
			Critical point
			Summary point
			Start milestone point
			Finish milestone point

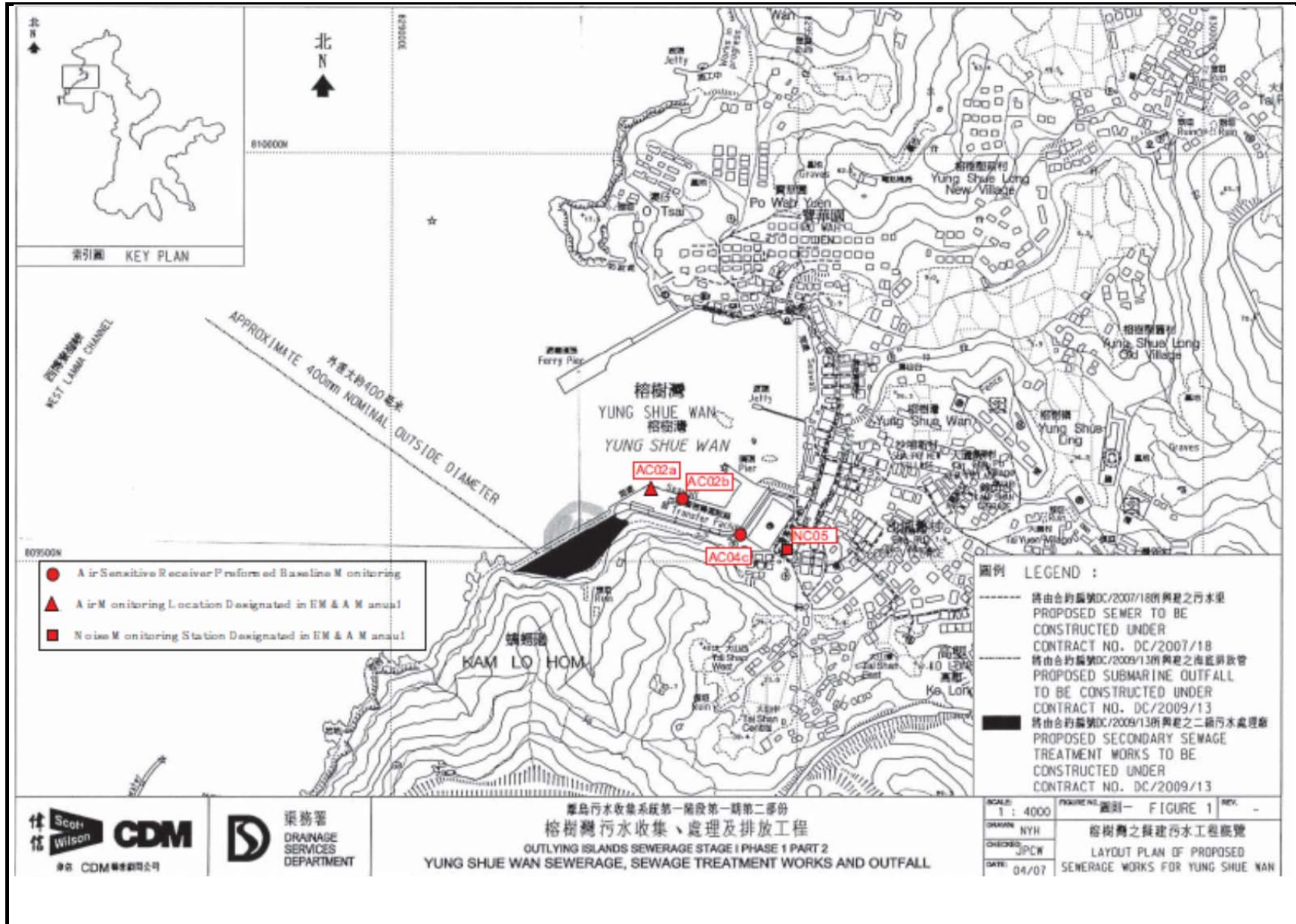
Leader Civil Engineering Corp. Ltd.
 Contract No. DC/2009/13
Construction of Sewage Treatment Works at YSW & SKW
3-month Rolling Programme (Mar 2012 - May 2012)

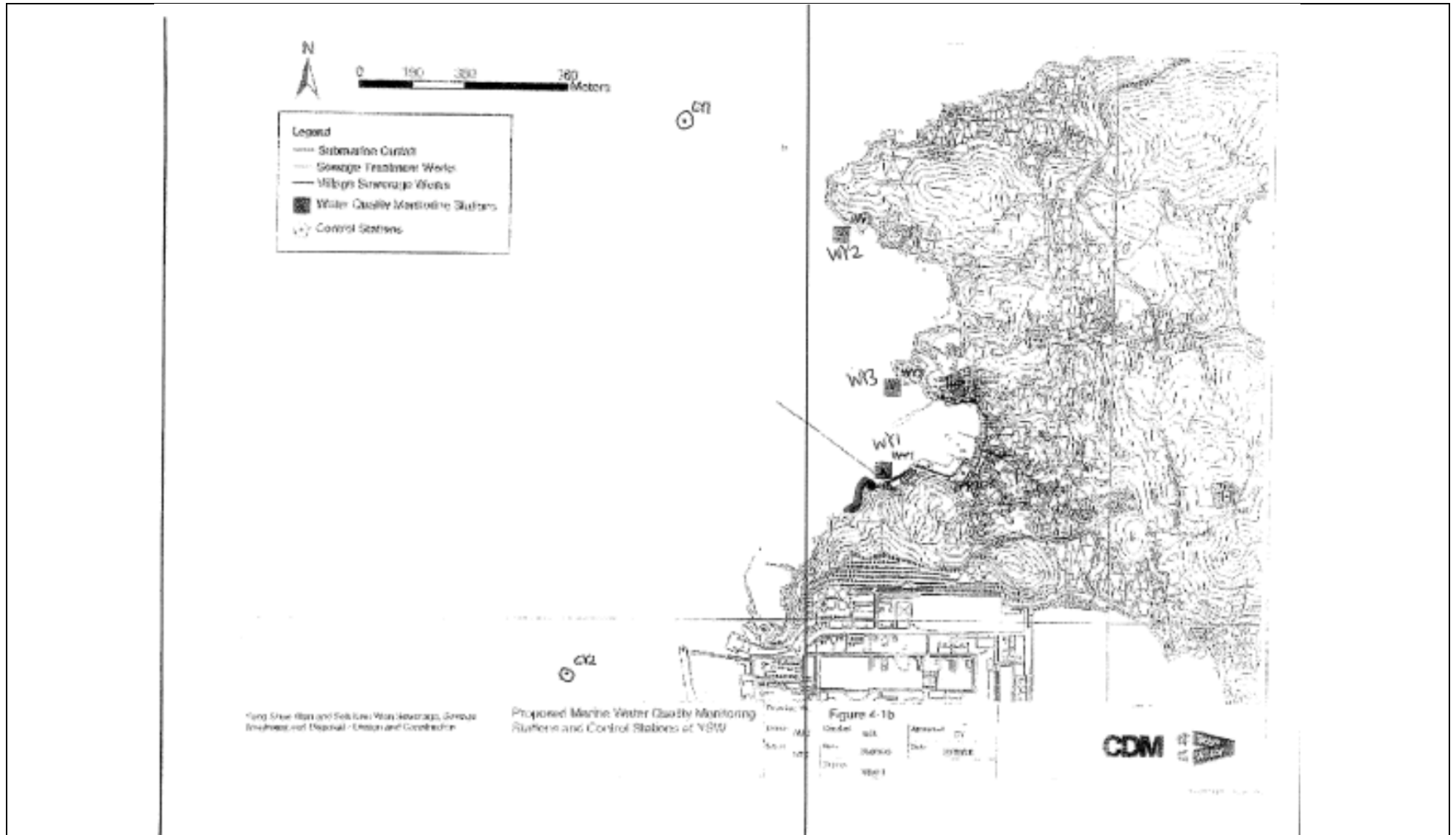
(Marked on 29 Feb 2012)

Date	Revision	Checked	Approved
29/02/12	Revision 0	RH	VC

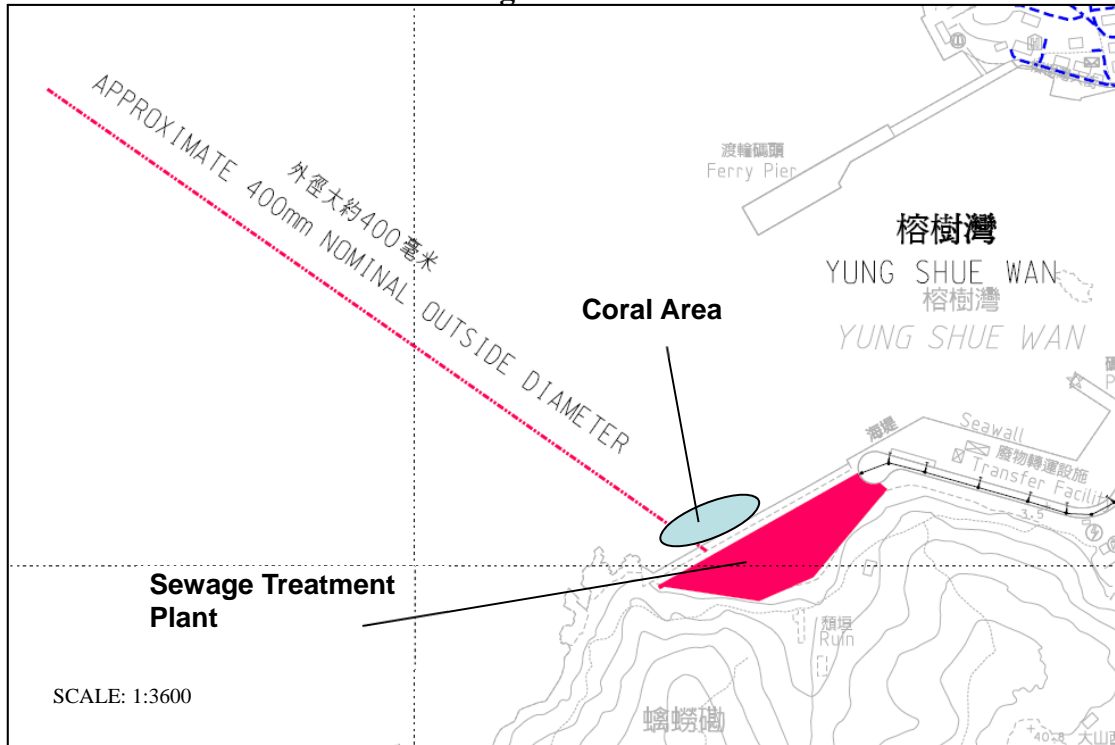
Appendix D

Location of Monitoring Stations (Air Quality / Construction Noise / Water Quality / Dive Surveys of Coral)

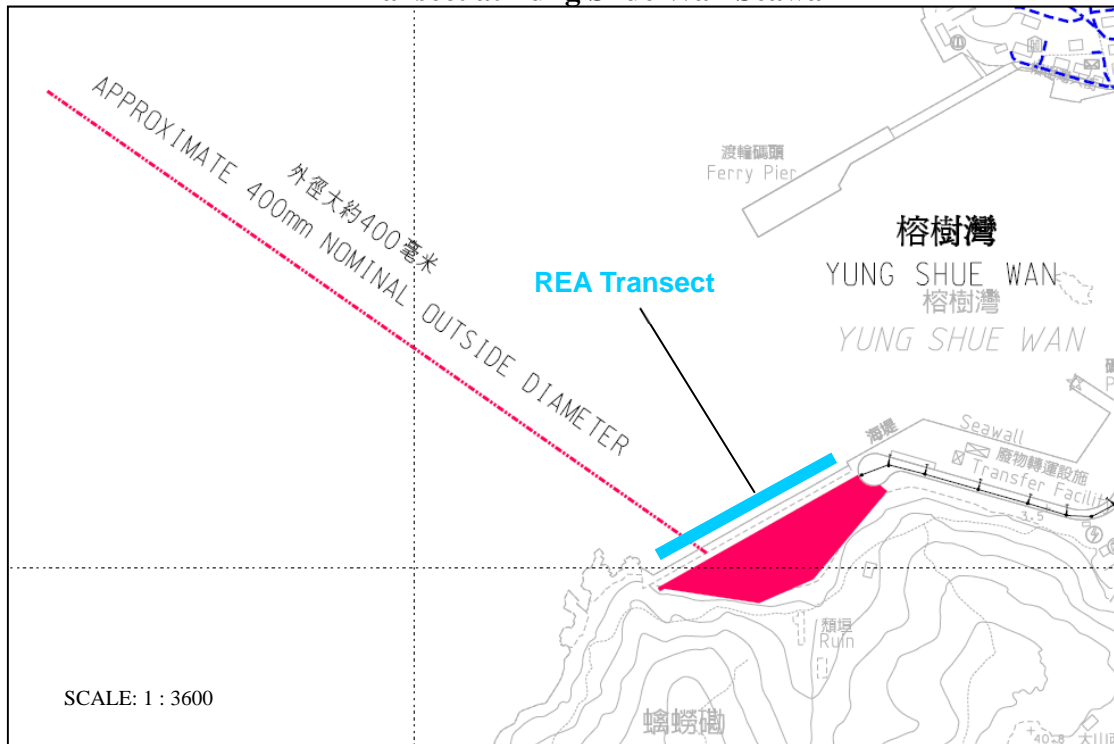




Coral Area at Yung Shue Wan Seawall



REA Transect at Yung Shue Wan Seawall



Coral Area at Sham Wan



REA Transect at Sham Wan



Appendix E

Monitoring Equipments Calibration Certificate



TISCH ENVIRONMENTAL, INC.
 145 SOUTH MIAMI AVE.
 VILLAGE OF CLEVELAND, OH 45002
 513.467.9000
 877.263.7610 TOLL FREE
 513.467.9009 FAX
 WWW.TISCH-ENV.COM

AIR POLLUTION MONITORING EQUIPMENT

ORIFICE TRANSFER STANDARD CERTIFICATION WORKSHEET TE-5025A

Date - Jun 02, 2011 Rootsometer S/N 0438320 Ta (K) - 294
 Operator Tisch Orifice I.D. - 1941 Pa (mm) - 754.38

PLATE OR Run #	VOLUME START (m3)	VOLUME STOP (m3)	DIFF VOLUME (m3)	DIFF TIME (min)	METER DIFF Hg (mm)	ORFICE DIFF H2O (in.)
1	NA	NA	1.00	1.4660	3.3	2.00
2	NA	NA	1.00	1.0410	6.4	4.00
3	NA	NA	1.00	0.9310	8.1	5.00
4	NA	NA	1.00	0.8830	8.9	5.50
5	NA	NA	1.00	0.7310	13.0	8.00

DATA TABULATION

Vstd	(x axis) Qstd	(y axis)	Va	(x axis) Qa	(y axis)
1.0017	0.6833	1.4185	0.9956	0.6791	0.8829
0.9975	0.9582	2.0061	0.9914	0.9524	1.2486
0.9952	1.0690	2.2429	0.9892	1.0625	1.3959
0.9942	1.1260	2.3524	0.9882	1.1191	1.4641
0.9887	1.3526	2.8371	0.9827	1.3444	1.7657
Qstd slope (m) = 2.11693			Qa slope (m) = 1.32558		
intercept (b) = -0.02568			intercept (b) = -0.01598		
coefficient (r) = 0.99993			coefficient (r) = 0.99993		
y axis = SQRT[H2O(Pa/760)(298/Ta)]			y axis = SQRT[H2O(Ta/Pa)]		

CALCULATIONS

$$Vstd = \text{Diff. Vol} [(Pa - \text{Diff. Hg}) / 760] (298 / Ta)$$

$$Qstd = Vstd / \text{Time}$$

$$Va = \text{Diff Vol} [(Pa - \text{Diff Hg}) / Pa]$$

$$Qa = Va / \text{Time}$$

For subsequent flow rate calculations:

$$Qstd = 1/m \{ [\text{SQRT} (H2O (Pa/760) (298/Ta))] - b \}$$

$$Qa = 1/m \{ [\text{SQRT} H2O (Ta/Pa)] - b \}$$

TSP SAMPLER CALIBRATION CALCULATION SPREADSHEET

Location : YSW RE Offices
 Location ID : AC02b

Date of Calibration: 1-Feb-12
 Next Calibration Date: 1-Apr-12
 Technician: Mr. Ben Tam

CONDITIONS

Sea Level Pressure (hPa)	1020	Corrected Pressure (mm Hg)	765
Temperature (°C)	15.6	Temperature (K)	289

CALIBRATION ORIFICE

Make->	TISCH	Qstd Slope ->	2.11693
Model->	5025A	Qstd Intercept ->	-0.02568
Serial # ->	1941		

CALIBRATION

Plate No.	H2O (L) (in)	H2O (R) (in)	H2O (in)	Qstd (m3/min)	I (chart)	IC corrected	LINEAR REGRESSION
18	5.5	5.5	11	1.609	58	60.09	Slope = 29.8975 Intercept = 12.0350 Corr. coeff. = 0.9997
13	4.4	4.4	8.8	1.441	53	54.91	
10	3.5	3.5	7	1.286	49	50.76	
7	2.3	2.3	4.6	1.045	42	43.51	
5	1.4	1.4	2.8	0.818	35	36.26	

Calculations :

$$Qstd = 1/m[\text{Sqrt}(H2O(Pa/Pstd)(Tstd/Ta))-b]$$

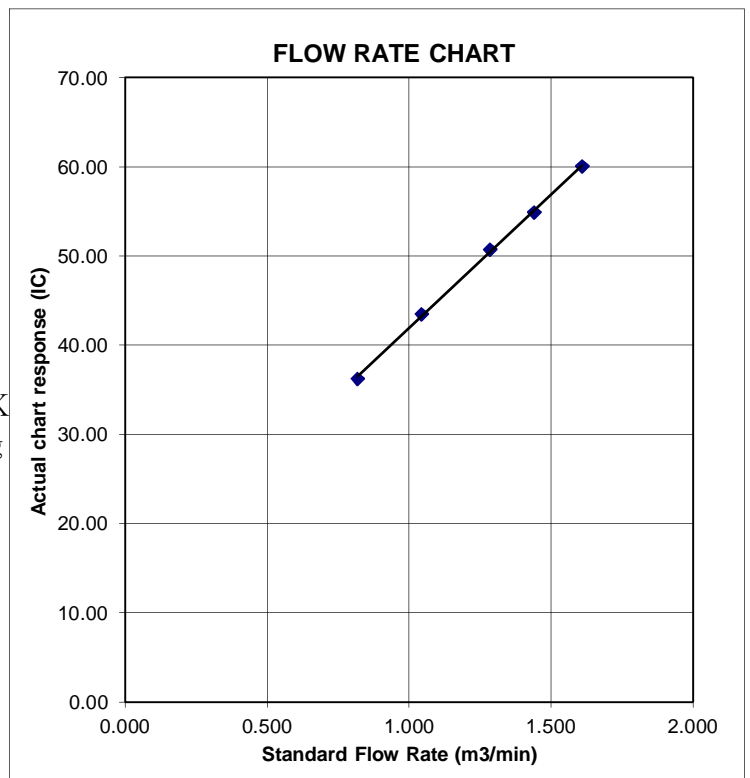
$$IC = I[\text{Sqrt}(Pa/Pstd)(Tstd/Ta)]$$

Qstd = standard flow rate
 IC = corrected chart responses
 I = actual chart response
 m = calibrator Qstd slope
 b = calibrator Qstd intercept
 Ta = actual temperature during calibration (deg K)
 Pstd = actual pressure during calibration (mm Hg)

For subsequent calculation of sampler flow:

$$1/m((I)[\text{Sqrt}(298/Tav)(Pav/760)]-b)$$

m = sampler slope
 b = sampler intercept
 I = chart response
 Tav = daily average temperature
 Pav = daily average pressure



TSP SAMPLER CALIBRATION CALCULATION SPREADSHEET

Location : YSW Playground
 Location ID : AC04c

Date of Calibration: 1-Feb-12
 Next Calibration Date: 1-Apr-12
 Technician: Mr. Ben Tam

CONDITIONS

Sea Level Pressure (hPa)	1020	Corrected Pressure (mm Hg)	765
Temperature (°C)	15.6	Temperature (K)	289

CALIBRATION ORIFICE

Make->	TISCH	Qstd Slope ->	2.11693
Model->	5025A	Qstd Intercept ->	-0.02568
Serial # ->	1941		

CALIBRATION

Plate No.	H2O (L) (in)	H2O (R) (in)	H2O (in)	Qstd (m3/min)	I (chart)	IC corrected	LINEAR REGRESSION
18	5.1	5.1	10.2	1.550	60	62.16	Slope = 38.2826 Intercept = 2.7835 Corr. coeff. = 0.9999
13	4.1	4.1	8.2	1.391	54	55.94	
10	3.3	3.3	6.6	1.249	49	50.76	
7	2.4	2.4	4.8	1.067	42	43.51	
5	1.7	1.7	3.4	0.900	36	37.29	

Calculations :

$$Qstd = 1/m[\text{Sqrt}(H2O(Pa/Pstd)(Tstd/Ta))-b]$$

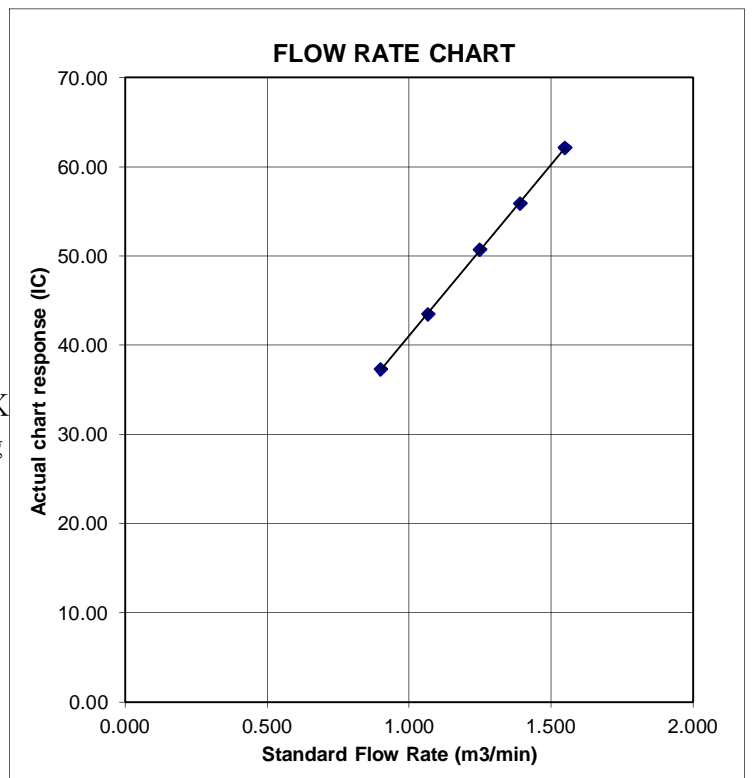
$$IC = I[\text{Sqrt}(Pa/Pstd)(Tstd/Ta)]$$

Qstd = standard flow rate
 IC = corrected chart responses
 I = actual chart response
 m = calibrator Qstd slope
 b = calibrator Qstd intercept
 Ta = actual temperature during calibration (deg K)
 Pstd = actual pressure during calibration (mm Hg)

For subsequent calculation of sampler flow:

$$1/m((I)[\text{Sqrt}(298/Tav)(Pav/760)]-b)$$

m = sampler slope
 b = sampler intercept
 I = chart response
 Tav = daily average temperature
 Pav = daily average pressure



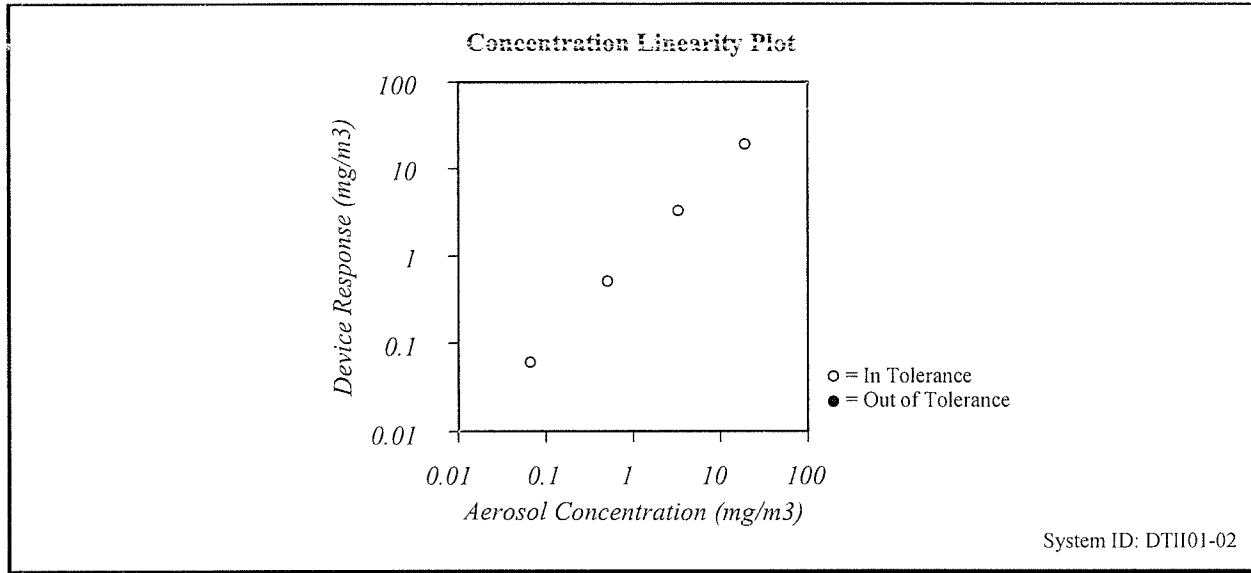


CERTIFICATE OF CALIBRATION AND TESTING

TSI Incorporated, 500 Cardigan Road, Shoreview, MN 55126 USA
Tel: 1-800-874-2811 1-651-490-2811 Fax: 1-651-490-3824 http://www.tsi.com

Environment Condition			Model	8520
Temperature	68.7 (20.4)	°F (°C)		
Relative Humidity	41	%RH	Serial Number	23079
Barometric Pressure	28.98 (981.4)	inHg (hPa)		

<input checked="" type="checkbox"/> As Left	<input checked="" type="checkbox"/> In Tolerance
<input type="checkbox"/> As Found	<input type="checkbox"/> Out of Tolerance




Zero Stability Results			
Average:	Minimum:	Maximum:	Time:
0.000 :mg/m ³	0.000 :mg/m ³	0.001 :mg/m ³	4:00 :hrs.

TSI Incorporated does hereby certify that all materials, components, and workmanship used in the manufacture of this equipment are in strict accordance with the applicable specifications agreed upon by TSI and the customer and with all published specifications. All performance and acceptance tests required under this contract were successfully conducted according to required specifications. There is no NIST standard for optical mass measurements. Calibration of this instrument performed by TSI has been done using emery oil and has been nominally adjusted to respirable mass of standard ISO 12103-1, A1 test dust (Arizona dust). Our calibration ratio is greater than 1.2:1.

Measurement Variable	System ID	Last Cal.	Cal. Due	Measurement Variable	System ID	Last Cal.	Cal. Due
Barometric Pressure	E003733	01-15-11	02-15-12	Temperature	E002873	11-24-10	11-24-11
Humidity	E002873	11-24-10	11-24-11	DC Voltage	E003314	01-05-11	01-05-12
DC Voltage	E003315	01-05-11	01-05-12	Photometer	E003319	07-25-11	01-25-12
Microbalance	E001324	01-04-11	01-04-12	Pressure	E003511	11-12-10	11-12-11
Flowmeter	E003769	06-13-11	06-13-12				

T. Thao Final Function Check September 13, 2011
 Calibrated Date



輝創工程有限公司

Sun Creation Engineering Limited Calibration and Testing Laboratory

Certificate No. : C112202

Certificate of Calibration

This is to certify that the equipment

Description : Integrating Sound Level Meter (EQ010)

Manufacturer : Bruel & Kjaer

Model No. : 2238

Serial No. : 2285721

*has been calibrated for the specific items and ranges.
The results are shown in the Calibration Report No. C112202.*


The equipment is supplied by

Co. Name : Action-United Environmental Services and Consulting

*Address : Unit A, 20/F., Gold King Industrial Building,
35-41 Tai Lin Pai Road, Kwai Chung, N.T.*

Date of Issue : 19 April 2011

Certified by :



K C Lee

The test equipment used for calibration are traceable to the National Standards as specified in this report.
This report shall not be reproduced except in full and with prior written approval from this laboratory.

Calibration and Testing Laboratory of Sun Creation Engineering Limited


c/o 4/F, Tsing Shan Wan Exchange Building, I Hing On Lane, Tuen Mun, New Territories, Hong Kong

Tel: 2927 2606

Fax: 2744 8986

E-mail: callab@suncreation.com

Website: www.suncreation.com



輝創工程有限公司

Sun Creation Engineering Limited Calibration and Testing Laboratory

Report No. : C112202

Calibration Report

ITEM TESTED

DESCRIPTION : Integrating Sound Level Meter (EQ010)
MANUFACTURER : Bruel & Kjaer
MODEL NO. : 2238
SERIAL NO. : 2285721

TEST CONDITIONS

AMBIENT TEMPERATURE : $(23 \pm 2)^{\circ}\text{C}$ RELATIVE HUMIDITY : $(55 \pm 20)\%$
LINE VOLTAGE : ---

TEST SPECIFICATIONS

Calibration check

DATE OF TEST : 18 April 2011

JOB NO. : IC11-0947

TEST RESULTS

The results apply to the particular unit-under-test only.
All results are within manufacturer's specification.
The results are detailed in the subsequent page(s).

The test equipment used for calibration are traceable to National Standards via :

- The Government of The Hong Kong Special Administrative Region Standard & Calibration Laboratory
- The Bruel & Kjaer Calibration Laboratory, Denmark
- Rohde & Schwarz Laboratory, Germany
- Fluke Everett Service Center, USA
- Agilent Technologies, USA

Tested by :


L L Cheung


Date : 19 April 2011

The test equipment used for calibration are traceable to the National Standards as specified in this report.
This report shall not be reproduced except in full and with prior written approval from this laboratory.

Calibration and Testing Laboratory of Sun Creation Engineering Limited

c/o 4/F, Tsing Shan Wan Exchange Building, 1 Hing On Lane, Tuen Mun, New Territories, Hong Kong
Tel: 2927 2606 Fax: 2744 8986 E-mail: callab@suncreation.com Website: www.suncreation.com

Page 1 of 4



Calibration Report

1. The unit-under-test (UUT) was allowed to stabilize in the laboratory for over 24 hours, and switched on to warm up for over 10 minutes before the commencement of the test.
2. Self-calibration using the B & K Acoustic Calibrator 4231, S/N : 2713428 was performed before the test.
3. The results presented are the mean of 3 measurements at each calibration point.
4. Test equipment :

<u>Equipment ID</u>	<u>Description</u>	<u>Certificate No.</u>
CL280	40 MHz Arbitrary Waveform Generator	C110018
CL281	Multifunction Acoustic Calibrator	C1006860

5. Test procedure : MA101N.

6. Results :

6.1 Sound Pressure Level

6.1.1 Reference Sound Pressure Level


UUT Setting				Applied Value		UUT Reading (dB)	IEC 60651 Type 1 Spec. (dB)
Range (dB)	Parameter	Frequency Weighting	Time Weighting	Level (dB)	Freq. (kHz)		
50 - 130	L _{AFP}	A	F	94.00	1	94.0	± 0.7

6.1.2 Linearity

UUT Setting				Applied Value		UUT Reading (dB)
Range (dB)	Parameter	Frequency Weighting	Time Weighting	Level (dB)	Freq. (kHz)	
50 - 130	L _{AFP}	A	F	94.00	1	94.0 (Ref.)
				104.00		104.0
				114.00		114.0

IEC 60651 Type 1 Spec. : ± 0.4 dB per 10 dB step and ± 0.7 dB for overall different.

The test equipment used for calibration are traceable to the National Standards as specified in this report. This report shall not be reproduced except in full and with prior written approval from this laboratory.



Calibration Report

6.2 Time Weighting

6.2.1 Continuous Signal

UUT Setting				Applied Value		UUT Reading (dB)	IEC 60651 Type 1 Spec. (dB)
Range (dB)	Parameter	Frequency Weighting	Time Weighting	Level (dB)	Freq. (kHz)		
50 - 130	L _{AFP}	A	F	94.00	1	94.0	Ref.
	L _{ASP}		S			94.0	± 0.1
	L _{AIP}		I			94.1	± 0.1

6.2.2 Tone Burst Signal (2 kHz)


UUT Setting				Applied Value		UUT Reading (dB)	IEC 60651 Type 1 Spec. (dB)
Range (dB)	Parameter	Frequency Weighting	Time Weighting	Level (dB)	Burst Duration		
30 - 110	L _{AFP}	A	F	106.0	Continuous	106.0	Ref.
	L _{AFMax}				200 ms	105.0	-1.0 ± 1.0
	L _{ASP}	S	Continuous		106.0	Ref.	
	L _{ASMax}		500 ms		101.9	-4.1 ± 1.0	

6.3 Frequency Weighting

6.3.1 A-Weighting

UUT Setting				Applied Value		UUT Reading (dB)	IEC 60651 Type 1 Spec. (dB)
Range (dB)	Parameter	Frequency Weighting	Time Weighting	Level (dB)	Freq.		
50 - 130	L _{AFP}	A	F	94.00	31.5 Hz	54.6	-39.4 ± 1.5
					63 Hz	67.7	-26.2 ± 1.5
					125 Hz	77.7	-16.1 ± 1.0
					250 Hz	85.2	-8.6 ± 1.0
					500 Hz	90.7	-3.2 ± 1.0
					1 kHz	94.0	Ref.
					2 kHz	95.2	+1.2 ± 1.0
					4 kHz	95.0	+1.0 ± 1.0
					8 kHz	92.8	-1.1 (+1.5 ; -3.0)
					12.5 kHz	89.7	-4.3 (+3.0 ; -6.0)

The test equipment used for calibration are traceable to the National Standards as specified in this report. This report shall not be reproduced except in full and with prior written approval from this laboratory.



Calibration Report

6.3.2 C-Weighting

UUT Setting				Applied Value		UUT Reading (dB)	IEC 60651 Type 1 Spec. (dB)
Range (dB)	Parameter	Frequency Weighting	Time Weighting	Level (dB)	Freq.		
50 - 130	L _{CFP}	C	F	94.00	31.5 Hz	91.1	-3.0 ± 1.5
					63 Hz	93.2	-0.8 ± 1.5
					125 Hz	93.8	-0.2 ± 1.0
					250 Hz	94.0	0.0 ± 1.0
					500 Hz	94.0	0.0 ± 1.0
					1 kHz	94.0	Ref.
					2 kHz	93.8	-0.2 ± 1.0
					4 kHz	93.2	-0.8 ± 1.0
					8 kHz	90.9	-3.0 (+1.5 ; -3.0)
					12.5 kHz	87.8	-6.2 (+3.0 ; -6.0)

6.4 Time Averaging

UUT Setting				Applied Value					UUT Reading (dB)	IEC 60804 Type 1 Spec. (dB)
Range (dB)	Parameter	Frequency Weighting	Time Weighting	Frequency (kHz)	Burst Duration (ms)	Burst Duty Factor	Burst Level (dB)	Equivalent Level (dB)		
30 - 110	L _{Aeq}	A	10 sec.	4	1	1/10	110.0	100	99.9	± 0.5
			60 sec.					90	89.6	± 0.5
			5 min.					80	79.3	± 1.0
								70	69.9	± 1.0

Remarks : - Mfr's Spec. : IEC 60651 Type 1 & IEC 60804 Type 1


- Uncertainties of Applied Value :
 - 94 dB : 31.5 Hz - 125 Hz : ± 0.40 dB
 - 250 Hz - 500 Hz : ± 0.30 dB
 - 1 kHz : ± 0.20 dB
 - 2 kHz : ± 0.40 dB
 - 4 kHz : ± 0.50 dB
 - 8 kHz : ± 0.70 dB
 - 12.5 kHz : ± 1.20 dB
 - 104 dB : 1 kHz : ± 0.10 dB (Ref. 94 dB)
 - 114 dB : 1 kHz : ± 0.10 dB (Ref. 94 dB)
 - Burst equivalent level : ± 0.2 dB (Ref. 110 dB continuous sound level)

- The uncertainties are for a confidence probability of not less than 95 %.

Note :

The values given in this Calibration Report only relate to the values measured at the time of the test and any uncertainties quoted will not include allowance for the equipment long term drift, variations with environment changes, vibration and shock during transportation, overloading, mis-handling, or the capability of any other laboratory to repeat the measurement. Sun Creation Engineering Limited shall not be liable for any loss or damage resulting from the use of the equipment.

The test equipment used for calibration are traceable to the National Standards as specified in this report. This report shall not be reproduced except in full and with prior written approval from this laboratory.



輝創工程有限公司

Sun Creation Engineering Limited Calibration and Testing Laboratory

Certificate No. : C112201

Certificate of Calibration

This is to certify that the equipment

Description : Acoustical Calibrator (EQ082)

Manufacturer : Bruel & Kjaer

Model No. : 4231

Serial No. : 2713428

*has been calibrated for the specific items and ranges.
The results are shown in the Calibration Report No. C112201.*

The equipment is supplied by

Co. Name : Action-United Environmental Services and Consulting

*Address : Unit A, 20/F., Gold King Industrial Building,
35-41 Tai Lin Pai Road, Kwai Chung, N.T.*

Date of Issue : 19 April 2011

Certified by :

K C Lee

The test equipment used for calibration are traceable to the National Standards as specified in this report.
This report shall not be reproduced except in full and with prior written approval from this laboratory.

Calibration and Testing Laboratory of Sun Creation Engineering Limited


c/o 4/F, Tsing Shan Wan Exchange Building, 1 Hing On Lane, Tuen Mun, New Territories, Hong Kong

Tel: 2927 2606

Fax: 2744 8986

E-mail: callab@suncreation.com

Website: www.suncreation.com



輝創工程有限公司

Sun Creation Engineering Limited Calibration and Testing Laboratory

Report No. : C112201

Calibration Report

ITEM TESTED

DESCRIPTION : Acoustical Calibrator (EQ082)
MANUFACTURER : Bruel & Kjaer
MODEL NO. : 4231
SERIAL NO. : 2713428

TEST CONDITIONS

AMBIENT TEMPERATURE : $(23 \pm 2)^{\circ}\text{C}$ RELATIVE HUMIDITY : $(55 \pm 20)\%$
LINE VOLTAGE : ---

TEST SPECIFICATIONS

Calibration check

DATE OF TEST : 18 April 2011

JOB NO. : IC11-0947

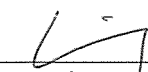
TEST RESULTS

The results apply to the particular unit-under-test only.
All results are within manufacturer's specification.
The results are detailed in the subsequent page(s).

The test equipment used for calibration are traceable to National Standards via :

- The Government of The Hong Kong Special Administrative Region Standard & Calibration Laboratory
- The Bruel & Kjaer Calibration Laboratory, Denmark
- Rohde & Schwarz Laboratory, Germany
- Fluke Everett Service Center, USA
- Agilent Technologies, USA

Tested by :


L L Cheung

Date : 19 April 2011

The test equipment used for calibration are traceable to the National Standards as specified in this report.
This report shall not be reproduced except in full and with prior written approval from this laboratory.

Calibration and Testing Laboratory of Sun Creation Engineering Limited

c/o 4/F, Tsing Shan Wan Exchange Building, 1 Hing On Lane, Tuen Mun, New Territories, Hong Kong


Tel: 2927 2606

Fax: 2744 8986

E-mail: callab@suncreation.com

Website: www.suncreation.com

Page 1 of 2



Calibration Report

1. The unit-under-test (UUT) was allowed to stabilize in the laboratory for over 24 hours before the commencement of the test.
2. The results presented are the mean of 3 measurements at each calibration point.
3. Test equipment :

<u>Equipment ID</u>	<u>Description</u>	<u>Certificate No.</u>
CL130	Universal Counter	C103289
CL281	Multifunction Acoustic Calibrator	C1006860
TST150A	Measuring Amplifier	C101008

4. Test procedure : MA100N.

5. Results :

5.1 Sound Level Accuracy

UUT Nominal Value	Measured Value (dB)	Mfr's Spec. (dB)	Uncertainty of Measured Value (dB)
94 dB, 1 kHz	94.0	± 0.2	± 0.2
114 dB, 1 kHz	114.0		

5.2 Frequency Accuracy

UUT Nominal Value (kHz)	Measured Value (kHz)	Mfr's Spec.	Uncertainty of Measured Value (Hz)
1	1.000 0	1 kHz ± 0.1 %	± 0.1

Remark : - The uncertainties are for a confidence probability of not less than 95 %.

Note :

The values given in this Calibration Report only relate to the values measured at the time of the test and any uncertainties quoted will not include allowance for the equipment long term drift, variations with environment changes, vibration and shock during transportation, overloading, mis-handling, or the capability of any other laboratory to repeat the measurement. Sun Creation Engineering Limited shall not be liable for any loss or damage resulting from the use of the equipment.



Hong Kong Accreditation Service
香港認可處

Certificate of Accreditation
認可證書

This is to certify that
特此證明

ALS TECHNICHEM (HK) PTY LIMITED

11/F., Chung Shun Knitting Centre, 1-3 Wing Yip Street, Kwai Chung, New Territories, Hong Kong
香港新界葵涌永業街1-3號忠信針織中心11樓

has been accepted by the HKAS Executive, on the recommendation of the Accreditation Advisory Board, as a
為香港認可處執行機關根據認可諮詢委員會建議而接受的

HOKLAS Accredited Laboratory
「香港實驗所認可計劃」認可實驗所

This laboratory meets the requirements of ISO / IEC 17025 : 2005 – General requirements for the competence of testing and calibration laboratories and it has been accredited for performing specific tests or calibrations as listed in the HOKLAS Directory of Accredited Laboratories within the test category of
此實驗所符合ISO / IEC 17025 : 2005 – 《測試及校正實驗所能力的通用規定》所訂的要求，獲認可進行載於香港實驗所認可計劃《認可實驗所名冊》內下述測試類別中的指定
測試或校正工作

Environmental Testing
環境測試

This laboratory is accredited in accordance with the recognised International Standard ISO / IEC 17025 : 2005.
本實驗所乃根據公認的國際標準 ISO / IEC 17025 : 2005 獲得認可。

This accreditation demonstrates technical competence for a defined scope and the operation of a laboratory quality management system (see joint IAF-ILAC-ISO Communiqué).
這項認可資格演示在指定範疇所需的技術能力及實驗所質量管理體系的運作
(見國際認可論壇、國際實驗所認可合作組織及國際標準化組織的聯合公報)。

The common seal of the Hong Kong Accreditation Service is affixed hereto by the authority of the HKAS Executive
香港認可處根據認可處執行機關的權限在此蓋上通用印章

CHAN Sing Sing, Terence, Executive Administrator
執行幹事 陳成城
Issue Date : 5 May 2009
簽發日期：二零零九年五月五日

Registration Number : **HOKLAS 066**
註冊號碼：

Date of First Registration : 15 September 1995
首次註冊日期：一九九五年九月十五日



Appendix F

Event and Action Plan

Air Quality

EVENT	ACTION ET	IC(E)	ER	CONTRACTOR
ACTION LEVEL				
1. Exceedance for one sample	<ol style="list-style-type: none"> 1. Identify source, investigate the causes of exceedance and propose remedial measures; 2. Inform IC(E) and ER; 3. Repeat measurement to confirm finding; 4. Increase monitoring frequency to daily. 	<ol style="list-style-type: none"> 1. Check monitoring data submitted by ET; 2. Check Contractor's working method. 	<ol style="list-style-type: none"> 1. Notify Contractor. 	<ol style="list-style-type: none"> 1. Rectify any unacceptable practice; 2. Amend working methods if appropriate.
2. Exceedance for two or more consecutive samples	<ol style="list-style-type: none"> 1. Identify source; 2. Inform IC(E) and ER; 3. Advise the ER on the effectiveness of the proposed remedial measures; 4. Repeat measurements to confirm findings; 5. Increase monitoring frequency to daily; 6. Discuss with IC(E) and Contractor on remedial actions required; 7. If exceedance continues, arrange meeting with IC(E) and ER; 8. If exceedance stops, cease additional monitoring. 	<ol style="list-style-type: none"> 1. Check monitoring data submitted by ET; 2. Check Contractor's working method; 3. Discuss with ET and Contractor on possible remedial measures; 4. Advise the ET on the effectiveness of the proposed remedial measures; 5. Supervise Implementation of remedial measures. 	<ol style="list-style-type: none"> 1. Confirm receipt of notification of failure in writing; 2. Notify Contractor; 3. Ensure remedial measures properly implemented. 	<ol style="list-style-type: none"> 1. Submit proposals for remedial to ER within 3 working days of notification; 2. Implement the agreed proposals; 3. Amend proposal if appropriate.
LIMIT LEVEL				
1. Exceedance for one sample	<ol style="list-style-type: none"> 1. Identify source, investigate the causes of exceedance and propose remedial measures; 2. Inform ER, Contractor and EPD; 3. Repeat measurement to confirm finding; 4. Increase monitoring frequency to daily; 5. Assess effectiveness of Contractor's remedial actions and keep IC(E), EPD and ER informed of the results. 	<ol style="list-style-type: none"> 1. Check monitoring data submitted by ET; 2. Check Contractor's working method; 3. Discuss with ET and Contractor on possible remedial measures; 4. Advise the ER on the effectiveness of the proposed remedial measures; 5. Supervise implementation of remedial measures. 	<ol style="list-style-type: none"> 1. Confirm receipt of notification of failure in writing; 2. Notify Contractor; 3. Ensure remedial measures properly implemented. 	<ol style="list-style-type: none"> 1. Take immediate action to avoid further exceedance; 2. Submit proposals for remedial actions to IC(E) within 3 working days of notification; 3. Implement the agreed proposals; 4. Amend proposal if appropriate.
2. Exceedance for two or more consecutive samples	<ol style="list-style-type: none"> 1. Notify IC(E), ER, Contractor and EPD; 2. Identify source; 3. Repeat measurement to confirm findings; 4. Increase monitoring frequency to daily; 5. Carry out analysis of Contractor's working procedures to determine possible mitigation to be implemented; 6. Arrange meeting with IC(E) and ER to discuss the remedial actions to be taken; 7. Assess effectiveness of Contractor's remedial actions and keep IC(E), EPD and ER informed of the results; 8. If exceedance stops, cease additional monitoring. 	<ol style="list-style-type: none"> 1. Discuss amongst ER, ET, and Contractor on the potential remedial actions; 2. Review Contractor's remedial actions whenever necessary to assure their effectiveness and advise the ER accordingly; 3. Supervise the implementation of remedial measures. 	<ol style="list-style-type: none"> 1. Confirm receipt of notification of failure in writing; 2. Notify Contractor; 3. In consolidation with the IC(E), agree with the Contractor on the remedial measures to be implemented; 4. Ensure remedial measures properly implemented; 5. If exceedance continues, consider what portion of the work is responsible and instruct the Contractor to stop that portion of work until the exceedance is abated. 	<ol style="list-style-type: none"> 1. Take immediate action to avoid further exceedance; 2. Submit proposals for remedial actions to IC(E) within 3 working days of notification; 3. Implement the agreed proposals; 4. Resubmit proposals if problem still not under control; 5. Stop the relevant portion of works as determined by the ER until the exceedance is abated.

Construction Noise

EVENT	ACTION	IC(E)	ER	CONTRACTOR
Action Level	<ol style="list-style-type: none"> 1. Notify IC(E) and Contractor; 2. Carry out investigation; 3. Report the results of investigation to the IC(E), ER and Contractor; 4. Discuss with the Contractor and formulate remedial measures; 5. Increase monitoring frequency to check mitigation effectiveness 	<ol style="list-style-type: none"> 1. Review the analysed results submitted by the ET; 2. Review the proposed remedial measures by the Contractor and advise the ER accordingly; 3. Supervise the implementation of remedial measures. 	<ol style="list-style-type: none"> 1. Confirm receipt of notification of failure in writing; 2. Notify Contractor; 3. Require Contractor to propose remedial measures for the analysed noise problem; 4. Ensure remedial measures are properly implemented. 	<ol style="list-style-type: none"> 1. Submit noise mitigation proposals to IC(E); 2. Implement noise mitigation proposals.
Limit Level	<ol style="list-style-type: none"> 1. Identify source; 2. Inform IC(E), ER, EPD and Contractor; 3. Repeat measurements to confirm findings; 4. Increase monitoring frequency; 5. Carry out analysis of Contractor's working procedures to determine possible mitigation to be implemented; 6. Inform IC(E), ER and EPD the causes and actions taken for the exceedances; 7. Assess effectiveness of Contractor's remedial actions and keep IC(E), EPD and ER informed of the results; 8. If exceedance stops, cease additional monitoring. 	<ol style="list-style-type: none"> 1. Discuss amongst ER, ET, and Contractor on the potential remedial actions; 2. Review Contractors remedial actions whenever necessary to assure their effectiveness and advise the ER accordingly; 3. Supervise the implementation of remedial measures. 	<ol style="list-style-type: none"> 1. Confirm receipt of notification of failure in writing; 2. Notify Contractor; 3. Require Contractor to propose remedial measures for the analysed noise problem; 4. Ensure remedial measures properly implemented; 5. If exceedance continues, consider what portion of the work is responsible and instruct the Contractor to stop that portion of work until the exceedance is abated. 	<ol style="list-style-type: none"> 1. Take immediate action to avoid further exceedance; 2. Submit proposals for remedial actions to IC(E) within 3 working days of notification; 3. Implement the agreed proposals; 4. Resubmit proposals if problem still not under control; 5. Stop the relevant portion of works as determined by the ER until the exceedance is abated.

Water Quality

EVENT	ACTION			
	ET	IC(E)	ER	CONTRACTOR
ACTION LEVEL				
1. Exceedance for one sampling day	<ol style="list-style-type: none"> 1. Repeat in-situ measurement on the next day of exceedance to confirm findings; 2. Identify source(s) of impact; 3. Inform ICE, Contractor, ER, EPD and AFCD; and 4. Check monitoring data, all plant, equipment and Contractor's working methods. 	<ol style="list-style-type: none"> 1. Check monitoring data submitted by ET and Contractor's working methods 	<ol style="list-style-type: none"> 1. Confirm receipt of notification of non-compliance in writing; and 2. Notify Contractor 	<ol style="list-style-type: none"> 1. Information the ER and confirm notification of the non-compliance in writing; 2. Rectify unacceptable practice; and 3. Amend working methods if appropriate
2. Exceedance for two or more consecutive sampling days	<ol style="list-style-type: none"> 1. Same as the above; 2. Inform ICE, Contractor, ER, EPD and AFCD; 3. Discuss mitigation measures with IC(E), RE and Contractor; 4. Ensure well implementation of mitigation measures; and 5. Increase the monitoring frequency to daily until no exceedance of Action Level 	<ol style="list-style-type: none"> 1. Same as the above; 2. Discuss with ET and Contractor on possible remedial actions; 3. Review the proposed mitigation measures submitted by Contractor and advise the ER accordingly; and 4. Supervise the implementation of mitigation measures. 	<ol style="list-style-type: none"> 1. Discuss with IC(E) on the proposed mitigation measures; 2. Ensure well implementation of mitigation measures; and 3. Assess the effectiveness of the implemented mitigation measures 	<ol style="list-style-type: none"> 1. Same as the above; 2. Check all plant and equipment and consider changes of working methods; 3. Submit proposal of additional mitigation measures to ER within 3 working days of notification and discuss with ET, IC(E), and ER; and 4. Implement the agreed mitigation measures
LIMIT LEVEL				
1. Exceedance for one sampling day	<ol style="list-style-type: none"> 1. Repeat in-situ measurement on the next day of exceedance to confirm findings; 2. Identify source(s) of impact; 3. Inform ICE, Contractor, ER, EPD and AFCD; 4. Check monitoring data, all plant, equipment and Contractor's working methods; and 5. Discuss mitigation measures with IC(E), RE and Contractor 	<ol style="list-style-type: none"> 1. Check monitoring data submitted by ET and Contractor's working method 2. Discuss with ER and Contractor on possible remedial actions; and 3. Review the proposed mitigation measures submitted by Contractor and advise the ER accordingly 	<ol style="list-style-type: none"> 1. Confirm receipt of notification failure in writing; and 2. Discuss with IC(E), ET and Contractor on the proposed mitigation measures; and 4. Request Contractor to review the working methods 	<ol style="list-style-type: none"> 1. Inform the ER and confirm notification of the failure in writing; 2. Rectify unacceptable practice; 3. Check all plant and equipment and consider changes of working methods; and 4. Submit proposal of mitigation measures to ER within 3 working days of notification and discuss with ET and ER
2. Exceedance for two or more consecutive sampling days	<ol style="list-style-type: none"> 1. Same as the above; 2. Ensure mitigation measures are implemented; and 3. Increase the monitoring frequency to daily until no exceedance of Limit Level for two consecutive days 	<ol style="list-style-type: none"> 1. Same as the above; and 2. Supervise the Implementation of mitigation measures 	<ol style="list-style-type: none"> 1. Same as the above; 2. Ensure well implementation of mitigation measures 3. Make agreement on the mitigation measures to be implemented; and 4. Consider and instruct, if necessary, the Contractor to slow down or to stop all or part of the construction activities until no exceedance of limit level 	<ol style="list-style-type: none"> 1. Same as the above; 2. Take immediate action to avoid further exceedance; 3. Implement the agreed mitigation measures; 4. Resubmit proposals of mitigation measures if problem still not under control; and 5. As directed by the Engineer, to slow down or to stop all or part of the construction activities until to no exceedance of Limit Level.

Coral Monitoring

EVENT	ACTION	CONTRACTOR	ER/ IC(E)
Action Level being exceeded	<p>Inform contractor, AFCD and EPD immediately;</p> <p>Discuss mitigation measure with ER/IC(E) and Contractor;</p> <p>Ensure mitigation measures are implemented.</p>	<p>Inform the Engineer and confirm notification of the non-compliance in writing;</p> <p>Propose mitigation measure to ER/IC(E) within 1 working day and discuss with Et and ER/IC(E);</p> <p>Ensure mitigation measures are implemented.</p>	<p>Inform contractor, Review water quality monitoring data;</p> <p>Determine whether water quality monitoring data shows effects attributable to the backfilling works;</p> <p>If water quality monitoring data indicates effects attributable to backfilling works, then make agreement on mitigation measures to be implemented;</p> <p>If water quality monitoring data indicates no effects attributable to backfilling works then Action Level is not triggered;</p> <p>Assess the effectiveness of the implemented mitigation measures.</p>
Limit Level	<p>Inform contractor, AFCD and EPD immediately;</p> <p>Discuss mitigation measure with ER/IC(E) and Contractor;</p> <p>Ensure mitigation measures are implemented.</p>	<p>Inform the Engineer and confirm notification of the non-compliance in writing;</p> <p>Suspend backfilling operations;</p> <p>Propose mitigation measure to ER/IC(E) within 3 working days and discuss with Et and ER/IC(E);</p> <p>Implement the agreed mitigation measures.</p>	<p>Inform contractor to suspend backfilling operations;</p> <p>Make agreement on the mitigation measures to be implemented;</p> <p>Assess the effectiveness of the implemented mitigation measures.</p>

Appendix G

Monitoring Data Sheet

24-hour TSP Monitoring Data Sheet

Air Quality Monitoring - 24-hour TSP monitoring data for Yung Shue Wan

24-hour TSP Monitoring Results - AC02b

DATE	ELAPSED TIME			CHART READING				AVG TEMP (oC)	STANDARD			INITIAL FILTER WEIGHT (g)	FINAL FILTER WEIGHT (g)	WEIGHT DUST COLLECTED (g)	DUST 24-hour TSP IN AIR (ug/m ³)
	SAMPLE NUMBER	INITIAL	FINAL	ACTUAL (min)	MIN	MAX	AVG		AVG PRESS (hPa)	FLOW RATE (m3/min)	AIR VOLUME (std m3)				
2-Mar-12	24604	4999.53	5023.3	1426.20	32	34	33.0	16.7	1014.1	0.72	1023	2.801	2.8719	0.0709	69
8-Mar-12	24617	5023.3	5047.57	1456.20	36	38	37.0	16.9	1010.7	0.85	1239	2.7801	2.8957	0.1156	93
14-Mar-12	24619	5047.57	5071.54	1438.20	36	38	37.0	16.1	1018.5	0.86	1233	2.8902	3.047	0.1568	127
20-Mar-12	24641	5071.54	5095.21	1420.20	36	38	37.0	20.3	1014.1	0.85	1201	2.8261	3.1688	0.3427	285
26-Mar-12	24637	5095.21	5118.78	1414.20	36	38	37.0	19.6	1020.6	0.85	1203	2.7983	2.8681	0.0698	58
31-Mar-12	24642	5118.78	5142.68	1434.00	36	38	37.0	22.3	1018.5	0.84	1210	2.8214	3.1625	0.3411	282

Action Level: 161ug/m³

Limit Level: 260ug/m³

24-hour TSP Monitoring Results - AC04c

DATE	ELAPSED TIME			CHART READING				AVG TEMP (oC)	STANDARD			INITIAL FILTER WEIGHT (g)	FINAL FILTER WEIGHT (g)	WEIGHT DUST COLLECTED (g)	DUST 24-hour TSP IN AIR (ug/m ³)
	SAMPLE NUMBER	INITIAL	FINAL	ACTUAL (min)	MIN	MAX	AVG		AVG PRESS (hPa)	FLOW RATE (m3/min)	AIR VOLUME (std m3)				
2-Mar-12	power failure														
8-Mar-12	24616	7565.58	7589.62	1442.40	32	34	33.0	16.9	1010.7	0.80	1154	2.7965	2.8927	0.0962	83
14-Mar-12	24618	7589.62	7613.48	1431.60	32	34	33.0	16.1	1018.5	0.80	1152	2.8004	2.9448	0.1444	125
20-Mar-12	24640	7613.48	7637.5	1441.20	32	34	33.0	20.3	1014.1	0.80	1148	2.8253	3.0468	0.2215	193
26-Mar-12	24639	7637.5	7661.22	1423.20	32	34	33.0	19.6	1020.6	0.80	1139	2.8142	2.9326	0.1184	92
31-Mar-12	24638	7661.22	7685.24	1441.20	32	34	33.0	22.3	1018.5	0.80	1146	2.8249	3.2325	0.4076	314

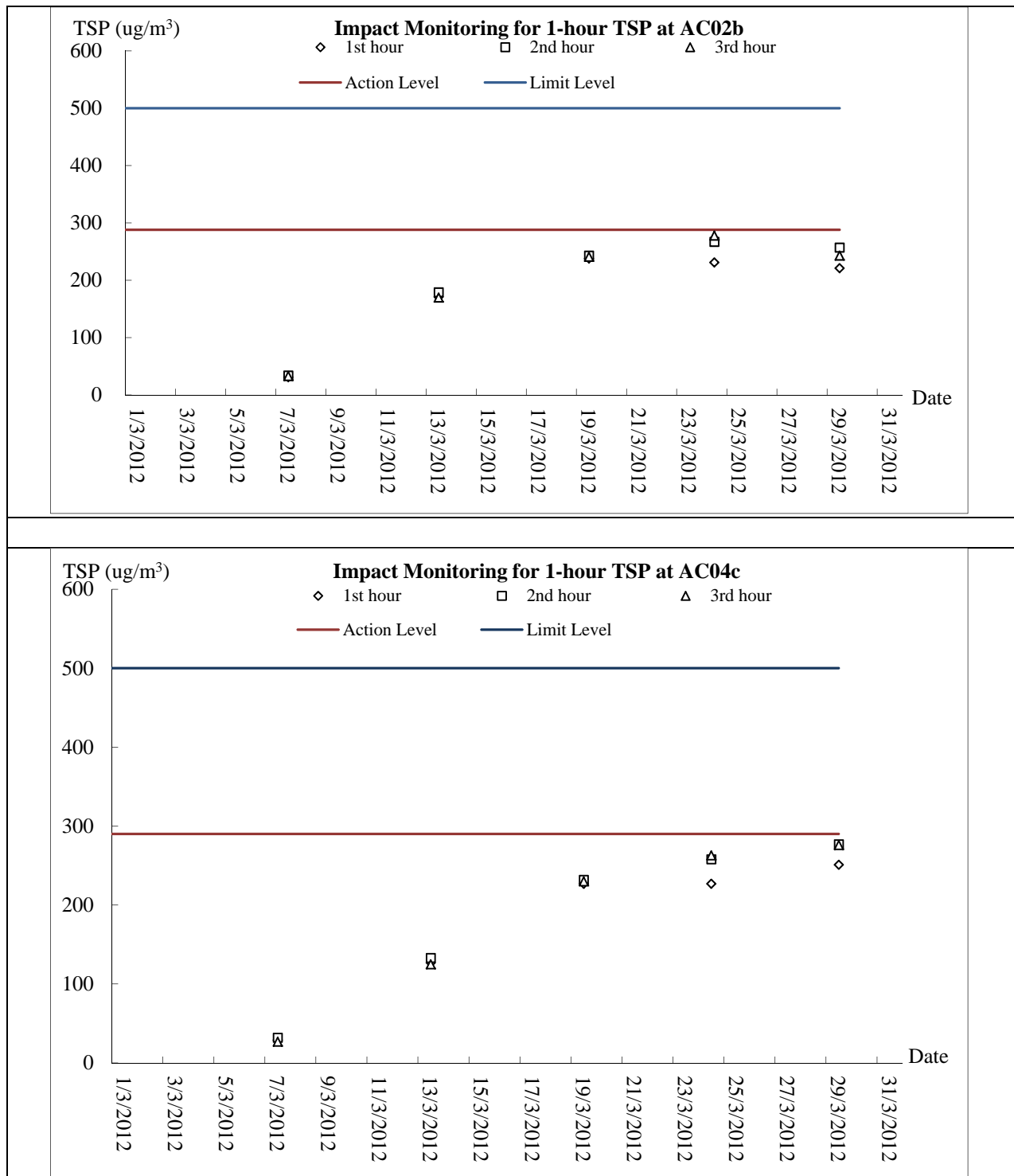
Action Level: 176ug/m³

Limit Level: 260ug/m³

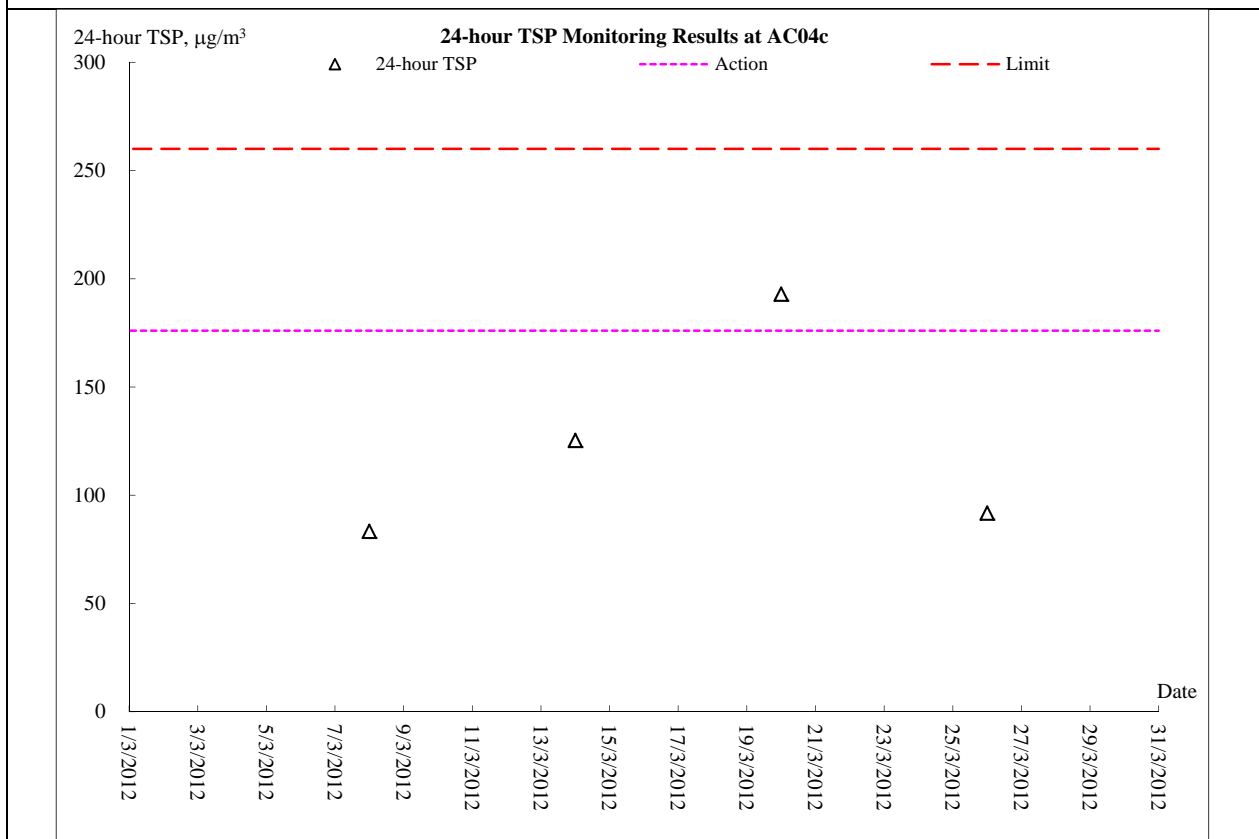
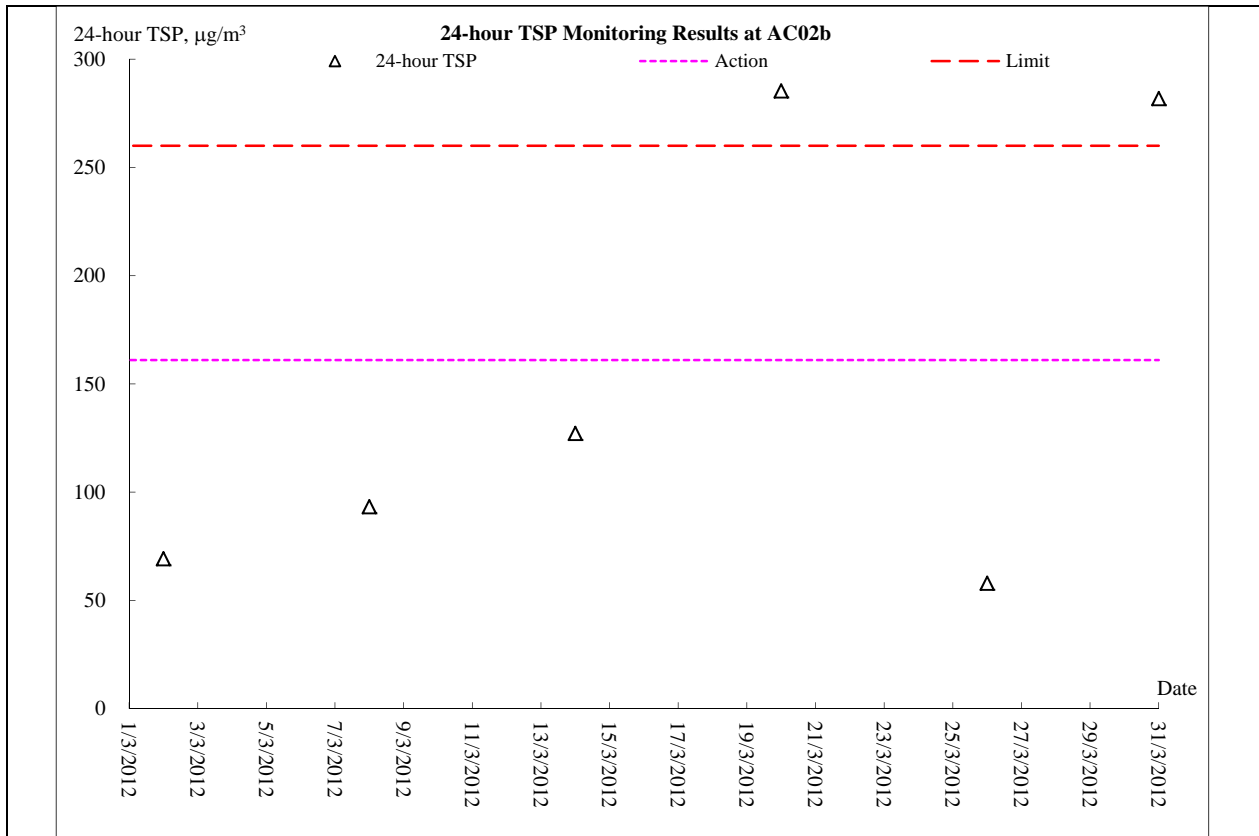
Appendix H

Graphical Plots of Monitoring Results

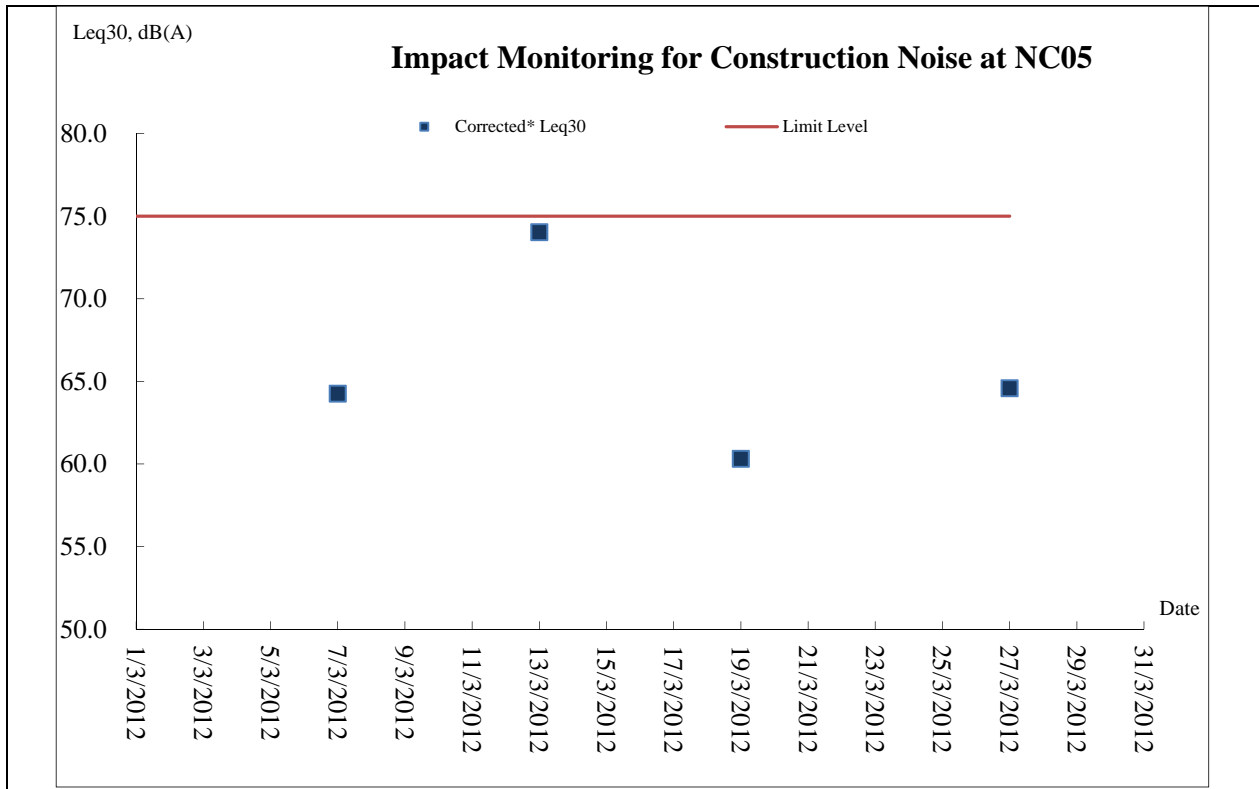
1-hour TSP Monitoring



24-hour TSP Monitoring



Noise Monitoring



Appendix I

Meteorological Information

Meteorological Data Extracted from HKO during the Reporting Period

Date		Weather
1-Mar-12	Thu	Cloudy.
2-Mar-12	Fri	Coastal fog and one or two light rain patches at first.
3-Mar-12	Sat	Moderate easterly winds.
4-Mar-12	Sun	Moderate east to southeasterly winds.
5-Mar-12	Mon	Mainly cloudy with coastal mist.
6-Mar-12	Tue	Moderate easterly winds.
7-Mar-12	Wed	Mainly cloudy with a few light rain patches.
8-Mar-12	Thu	Moderate to fresh easterly winds.
9-Mar-12	Fri	Mainly cloudy with coastal mist.
10-Mar-12	Sat	Mainly cloudy with a few light rain patches.
11-Mar-12	Sun	Moderate east to northeasterly winds, freshening gradually.
12-Mar-12	Mon	Moderate northeasterly winds
13-Mar-12	Tue	Cloudy with mist and a few light rain patches.
14-Mar-12	Wed	Cloudy with mist and a few light rain patches.
15-Mar-12	Thu	Fresh easterly winds
16-Mar-12	Fri	Cloudy with fog.
17-Mar-12	Sat	Light to moderate easterly winds.
18-Mar-12	Sun	Cloudy and misty.
19-Mar-12	Mon	Moderate easterly winds, occasionally fresh offshore.
20-Mar-12	Tue	Cloudy.
21-Mar-12	Wed	Mainly cloudy with a few mist patches.
22-Mar-12	Thu	Moderate to fresh easterly winds
23-Mar-12	Fri	Fresh easterly winds
24-Mar-12	Sat	Cloudy with fog.
25-Mar-12	Sun	Moderate to fresh easterly winds
26-Mar-12	Mon	Cloudy and misty.
27-Mar-12	Tue	Mainly cloudy with a few mist patches.
28-Mar-12	Wed	Mainly cloudy with relatively low visibility.
29-Mar-12	Thu	Sunny intervals
30-Mar-12	Fri	Moderate easterly winds
31-Mar-12	Sat	Mainly cloudy with relatively low visibility.

Appendix J

Monthly Summary Waste Flow Table

Monthly Summary Waste Flow Table for March 2012

Month	Actual Quantities of Inert C&D Materials Generated Monthly												Actual Quantities of C&D Wastes Generated Monthly									
	Total Quantity Generated (a) = (c)+(d)+(e)		Hard Rock and Large Broken Concrete (b)		Reused in the Contract (c)		Reused in other Projects (d)		Disposed as Public Fill (e)		Imported Fill (f)		Metals		Paper/ cardboard packaging		Plastics		Chemical Waste		Others, e.g. rubbish	
	(in '000m ³)		(in '000m ³)		(in '000m ³)		(in '000m ³)		(in '000m ³)		(in '000m ³)		(in '000kg)		(in '000kg)		(in '000kg)		(in '000kg)		(in tonne)	
	YSW	SKW	YSW	SKW	YSW	SKW	YSW	SKW	YSW	SKW	YSW	SKW	YSW	SKW	YSW	SKW	YSW	SKW	YSW	SKW	YSW	SKW
2011	10.430	33.543	0.160	0.407	0.740	1.059	0.000	0.000	9.690	32.484	0.000	0.000	0.000	0.000	0.000	0.000	0.000	0.000	0.000	0.000	206.870	46.690
Jan	0.000	3.311	0.000	0.000	0.000	0.000	0.000	0.000	0.000	3.311	0.000	0.000	0.000	0.000	0.000	0.000	0.000	0.000	0.000	0.000	22.530	5.090
Feb	0.170	6.271	0.000	0.000	0.000	0.000	0.000	0.000	0.170	6.271	0.000	0.000	0.000	0.000	0.000	0.000	0.000	0.000	0.000	0.000	14.860	5.660
Mar	0.619	4.543	0.000	0.000	0.000	0.000	0.000	0.000	0.619	4.543	0.000	0.000	0.000	0.000	0.000	0.000	0.000	0.000	0.000	0.000	6.940	9.500
Apr																						
May																						
Jun																						
Sub-total	11.219	47.669	0.160	0.407	0.740	1.059	0.000	0.000	10.479	46.610	0.000	0.000	0.000	0.000	0.000	0.000	0.000	0.000	0.000	0.000	251.200	66.940
Jul																						
Aug																						
Sep																						
Oct																						
Nov																						
Dec																						
Total	11.219	47.669	0.160	0.407	0.740	1.059	0.000	0.000	10.479	46.610	0.000	0.000	0.000	0.000	0.000	0.000	0.000	0.000	0.000	0.000	251.200	66.940
	58.887		0.567		1.799		0.000		57.089		0.000		0.000		0.000		0.000		0.000		318.140	

Remark: Assume 1.0 m³ vehicle dump load = 1.6 tonnes C&D materials

YSW: Yung Shue Wan

SKW: Sok Kwu Wan

Appendix K

Weekly Site Inspection Checklist

Project: TCS/00512/09
Construction of Sewage Treatment Works at Yung Shue Wan and Sok Kwu Wan

Inspected by _____
 ETL/ ET's Representative: Ray Cheung
 RE's Representative: C. E. Cheung
 Contractor's Representative: Edwin Leung
 IEC's Representative: Selma Leung

Checklist No. TCS512A-

Date: 6-3-2017

Time: 1 pm

PART A: GENERAL INFORMATION

Weather: Sunny Fine Cloudy Rainy
 Temperature: _____ °C
 Humidity: High Moderate Low
 Wind: Strong Breeze Light Calm

Environmental Permit No.

EP- 282/2007

Area Inspected
 1 Yung Shue Wan

PART B: SITE AUDIT

Note:	Not Obs.	Yes	No	Follow Up	N/A	Photo/ Remarks
-------	----------	-----	----	-----------	-----	----------------

Section 1: Water Quality

Note:	Not Obs.	Yes	No	Follow Up	N/A	Photo/ Remarks
1.01 Is an effluent discharge license obtained for the Project?	<input type="checkbox"/>	<input checked="" type="checkbox"/>	<input type="checkbox"/>	<input type="checkbox"/>	<input type="checkbox"/>	
1.02 Is the effluent discharged in accordance with the discharge licence?	<input type="checkbox"/>	<input checked="" type="checkbox"/>	<input type="checkbox"/>	<input type="checkbox"/>	<input type="checkbox"/>	
1.03 Is the discharge of turbid water avoided?	<input type="checkbox"/>	<input checked="" type="checkbox"/>	<input type="checkbox"/>	<input type="checkbox"/>	<input type="checkbox"/>	
1.04 Are there proper desilting facilities in the drainage systems to reduce SS levels in effluent?	<input type="checkbox"/>	<input checked="" type="checkbox"/>	<input type="checkbox"/>	<input type="checkbox"/>	<input type="checkbox"/>	
1.05 Are there channels, sandbags or bunds to direct surface run-off to sedimentation tanks?	<input type="checkbox"/>	<input checked="" type="checkbox"/>	<input type="checkbox"/>	<input type="checkbox"/>	<input type="checkbox"/>	
1.06 Are there any perimeter channels provided at site boundaries to intercept storm runoff from crossing the site?	<input type="checkbox"/>	<input checked="" type="checkbox"/>	<input type="checkbox"/>	<input type="checkbox"/>	<input type="checkbox"/>	
1.07 Is drainage system well maintained?	<input type="checkbox"/>	<input checked="" type="checkbox"/>	<input type="checkbox"/>	<input type="checkbox"/>	<input type="checkbox"/>	
1.08 As excavation proceeds, are temporary access roads protected by crushed stone or gravel?	<input type="checkbox"/>	<input checked="" type="checkbox"/>	<input type="checkbox"/>	<input type="checkbox"/>	<input type="checkbox"/>	
1.09 Are temporary exposed slopes properly covered?	<input type="checkbox"/>	<input checked="" type="checkbox"/>	<input type="checkbox"/>	<input type="checkbox"/>	<input type="checkbox"/>	
1.10 Are earthworks final surfaces well compacted or protected?	<input type="checkbox"/>	<input checked="" type="checkbox"/>	<input type="checkbox"/>	<input type="checkbox"/>	<input type="checkbox"/>	
1.11 Are manholes adequately covered or temporarily sealed?	<input type="checkbox"/>	<input checked="" type="checkbox"/>	<input type="checkbox"/>	<input type="checkbox"/>	<input type="checkbox"/>	
1.12 Are there any procedures and equipment for rainstorm protection?	<input type="checkbox"/>	<input type="checkbox"/>	<input type="checkbox"/>	<input type="checkbox"/>	<input type="checkbox"/>	
1.13 Are wheel washing facilities well maintained?	<input type="checkbox"/>	<input checked="" type="checkbox"/>	<input type="checkbox"/>	<input type="checkbox"/>	<input type="checkbox"/>	
1.14 Is runoff from wheel washing facilities avoided?	<input type="checkbox"/>	<input checked="" type="checkbox"/>	<input type="checkbox"/>	<input type="checkbox"/>	<input type="checkbox"/>	
1.15 Are there toilets provided on site?	<input type="checkbox"/>	<input type="checkbox"/>	<input type="checkbox"/>	<input type="checkbox"/>	<input checked="" type="checkbox"/>	
1.16 Are toilets properly maintained?	<input type="checkbox"/>	<input type="checkbox"/>	<input type="checkbox"/>	<input type="checkbox"/>	<input checked="" type="checkbox"/>	
1.17 Are the vehicle and plant servicing areas paved and located within roofed areas?	<input type="checkbox"/>	<input checked="" type="checkbox"/>	<input type="checkbox"/>	<input type="checkbox"/>	<input type="checkbox"/>	
1.18 Is the oil/grease leakage or spillage avoided?	<input type="checkbox"/>	<input checked="" type="checkbox"/>	<input type="checkbox"/>	<input type="checkbox"/>	<input type="checkbox"/>	
1.19 Are there any measures to prevent leaked oil from entering the drainage system?	<input type="checkbox"/>	<input checked="" type="checkbox"/>	<input type="checkbox"/>	<input type="checkbox"/>	<input type="checkbox"/>	
1.20 Are there any measures to collect spilt cement and concrete washings during concreting works?	<input type="checkbox"/>	<input checked="" type="checkbox"/>	<input type="checkbox"/>	<input type="checkbox"/>	<input type="checkbox"/>	
1.21 Are there any oil interceptors/grease traps in the drainage systems for vehicle and plant servicing areas, canteen kitchen, etc?	<input type="checkbox"/>	<input checked="" type="checkbox"/>	<input type="checkbox"/>	<input type="checkbox"/>	<input type="checkbox"/>	
1.22 Are the oil interceptors/grease traps maintained properly?	<input type="checkbox"/>	<input checked="" type="checkbox"/>	<input type="checkbox"/>	<input type="checkbox"/>	<input type="checkbox"/>	

Note: Not Obs.: Not Observed; Yes: Compliance; No: Non-Compliance; Follow Up: Observations requiring follow-up actions N/A: Not Applicable		Not Obs.	Yes	No	Follow Up	N/A	Photo/Remarks
1.23	Is used bentonite recycled where appropriate?	<input type="checkbox"/>	<input type="checkbox"/>	<input type="checkbox"/>	<input type="checkbox"/>	<input checked="" type="checkbox"/>	
1.24	Designated settlement area for runoff/wheel wash waste is provide and located at the streambed with 1-2m deep, 12m long and around 50m3 capacities for sedimentation.	<input type="checkbox"/>	<input type="checkbox"/>	<input type="checkbox"/>	<input type="checkbox"/>	<input checked="" type="checkbox"/>	
1.25	No excavation is undertaken in the settlement area.	<input type="checkbox"/>	<input type="checkbox"/>	<input type="checkbox"/>	<input type="checkbox"/>	<input checked="" type="checkbox"/>	
1.26	Concreting wastes water should be neutralized below the pH Action Levels before discharge.	<input type="checkbox"/>	<input checked="" type="checkbox"/>	<input type="checkbox"/>	<input type="checkbox"/>	<input type="checkbox"/>	
1.27	Mobile toilets should provide on site and located away the stream course.	<input type="checkbox"/>	<input type="checkbox"/>	<input type="checkbox"/>	<input type="checkbox"/>	<input checked="" type="checkbox"/>	
1.28	License collector should be employed for handling the sewage of mobile toilet.	<input type="checkbox"/>	<input type="checkbox"/>	<input type="checkbox"/>	<input type="checkbox"/>	<input checked="" type="checkbox"/>	
1.29	Is ponding /stand water avoided?	<input type="checkbox"/>	<input checked="" type="checkbox"/>	<input type="checkbox"/>	<input type="checkbox"/>	<input type="checkbox"/>	
Section 2: Air Quality							
2.01	Are there wheel washing facilities with high pressure jets provided at every vehicle exit point?	<input type="checkbox"/>	<input checked="" type="checkbox"/>	<input type="checkbox"/>	<input type="checkbox"/>	<input type="checkbox"/>	
2.02	Are vehicles washed to remove any dusty materials from their bodies and wheels before leaving construction sites?	<input type="checkbox"/>	<input checked="" type="checkbox"/>	<input type="checkbox"/>	<input type="checkbox"/>	<input type="checkbox"/>	
2.03	Are the excavated materials sprayed with water during handling?	<input type="checkbox"/>	<input checked="" type="checkbox"/>	<input type="checkbox"/>	<input type="checkbox"/>	<input type="checkbox"/>	
2.04	Are stockpiles of dusty materials sprayed with water, covered or placed in sheltered areas?	<input type="checkbox"/>	<input checked="" type="checkbox"/>	<input type="checkbox"/>	<input type="checkbox"/>	<input type="checkbox"/>	
2.05	Is the exposed earth properly treated within six months after the last construction activities?	<input type="checkbox"/>	<input checked="" type="checkbox"/>	<input type="checkbox"/>	<input type="checkbox"/>	<input type="checkbox"/>	
2.06	Are the access roads sprayed with water to maintain the entire road surface wet or paved?	<input type="checkbox"/>	<input type="checkbox"/>	<input type="checkbox"/>	<input checked="" type="checkbox"/>	<input type="checkbox"/>	Remark 1
2.07	Is the surface where any drilling, cutting, polishing or breaking operation continuously sprayed with water?	<input type="checkbox"/>	<input checked="" type="checkbox"/>	<input type="checkbox"/>	<input type="checkbox"/>	<input type="checkbox"/>	
2.08	Is the load on vehicles covered entirely by clean impervious sheeting?	<input type="checkbox"/>	<input checked="" type="checkbox"/>	<input type="checkbox"/>	<input type="checkbox"/>	<input type="checkbox"/>	
2.09	Is the loading of materials to a level higher than the side and tail boards during transportation by vehicles avoided?	<input type="checkbox"/>	<input checked="" type="checkbox"/>	<input type="checkbox"/>	<input type="checkbox"/>	<input type="checkbox"/>	
2.10	Is the road leading to the construction site within 30m of the vehicle entrance kept clear of dusty materials?	<input type="checkbox"/>	<input checked="" type="checkbox"/>	<input type="checkbox"/>	<input type="checkbox"/>	<input type="checkbox"/>	
2.11	Is dark smoke emission from plant/equipment avoided?	<input type="checkbox"/>	<input checked="" type="checkbox"/>	<input type="checkbox"/>	<input type="checkbox"/>	<input type="checkbox"/>	
2.12	Are de-bagging, batching and mixing processes carried out in sheltered areas during the use of bagged cement?	<input type="checkbox"/>	<input checked="" type="checkbox"/>	<input type="checkbox"/>	<input type="checkbox"/>	<input type="checkbox"/>	
2.13	Are site vehicles travelling within the speed limit not more than 15km/hour?	<input type="checkbox"/>	<input checked="" type="checkbox"/>	<input type="checkbox"/>	<input type="checkbox"/>	<input type="checkbox"/>	
2.14	Are hoardings of not less than 2.4m high provided along the site boundary, which adjoins areas accessible to the public?	<input type="checkbox"/>	<input checked="" type="checkbox"/>	<input type="checkbox"/>	<input type="checkbox"/>	<input type="checkbox"/>	
2.15	Is open burning avoided?	<input type="checkbox"/>	<input checked="" type="checkbox"/>	<input type="checkbox"/>	<input type="checkbox"/>	<input type="checkbox"/>	
2.16	Excavated materials from the stream must remove form site on the same day. The materials shall be stored in covered impermeable skips awaiting removal from site.	<input type="checkbox"/>	<input checked="" type="checkbox"/>	<input type="checkbox"/>	<input type="checkbox"/>	<input type="checkbox"/>	
Section 3: Noise							
3.01	Are noisy equipment and activities positioned as far as practicable from the sensitive receivers?	<input type="checkbox"/>	<input checked="" type="checkbox"/>	<input type="checkbox"/>	<input type="checkbox"/>	<input type="checkbox"/>	
3.02	Is silenced equipment adopted?	<input type="checkbox"/>	<input checked="" type="checkbox"/>	<input type="checkbox"/>	<input type="checkbox"/>	<input type="checkbox"/>	
3.03	Is idle equipment turned off or throttled down?	<input type="checkbox"/>	<input checked="" type="checkbox"/>	<input type="checkbox"/>	<input type="checkbox"/>	<input type="checkbox"/>	
3.04	Are all plant and equipment well maintained and in good condition?	<input type="checkbox"/>	<input checked="" type="checkbox"/>	<input type="checkbox"/>	<input type="checkbox"/>	<input type="checkbox"/>	
3.05	Are noise barriers or enclosures provided at areas where construction activities cause noise impact on sensitive receivers?	<input type="checkbox"/>	<input checked="" type="checkbox"/>	<input type="checkbox"/>	<input type="checkbox"/>	<input type="checkbox"/>	
3.06	Are hand held breakers fitted with valid noise emission labels during operation?	<input type="checkbox"/>	<input checked="" type="checkbox"/>	<input type="checkbox"/>	<input type="checkbox"/>	<input type="checkbox"/>	
3.07	Are air compressors fitted with valid noise emission labels during operation?	<input type="checkbox"/>	<input checked="" type="checkbox"/>	<input type="checkbox"/>	<input type="checkbox"/>	<input type="checkbox"/>	
3.08	Are flaps and panels of mechanical equipment closed during operation?	<input type="checkbox"/>	<input checked="" type="checkbox"/>	<input type="checkbox"/>	<input type="checkbox"/>	<input type="checkbox"/>	

Remark 1

Note:	Not Obs.	Yes	No	Follow Up	N/A	Photo/Remarks
3.09	Are Construction Noise Permit(s) applied for percussive piling works?	<input type="checkbox"/>	<input checked="" type="checkbox"/>	<input type="checkbox"/>	<input type="checkbox"/>	
3.10	Are Construction Noise Permit(s) applied for general construction works during restricted hours?	<input type="checkbox"/>	<input checked="" type="checkbox"/>	<input type="checkbox"/>	<input type="checkbox"/>	
3.11	Are valid Construction Noise Permit(s) posted at site entrances?	<input type="checkbox"/>	<input checked="" type="checkbox"/>	<input type="checkbox"/>	<input type="checkbox"/>	
3.12	Use of quiet plant had been used on site to minimise the construction noise impact to the surrounding residences/dwellings (Level 1 mitigation measures).	<input type="checkbox"/>	<input checked="" type="checkbox"/>	<input type="checkbox"/>	<input type="checkbox"/>	
3.13	Temporary/Moveable noise barrier or site hoarding are provide or erect at the site boundary to minimise the noise impact of the closest NSRs or stationary equipments shield by the noise barrier which cannot visible from NSRs (Level 2 mitigation measure)	<input type="checkbox"/>	<input type="checkbox"/>	<input type="checkbox"/>	<input checked="" type="checkbox"/>	
3.14	Temporary/Moveable noise barrier equal to or more than 3m height with 10kg/m2 are provide for noise mitigation measures (Level 2 mitigation measures).	<input type="checkbox"/>	<input type="checkbox"/>	<input type="checkbox"/>	<input checked="" type="checkbox"/>	
Section 4: Waste/Chemical Management						
4.01	Waste Management Plan had been submit to Engineer for approval.	<input type="checkbox"/>	<input checked="" type="checkbox"/>	<input type="checkbox"/>	<input type="checkbox"/>	
4.02	Are receptacles available for general refuse collection?	<input type="checkbox"/>	<input checked="" type="checkbox"/>	<input type="checkbox"/>	<input type="checkbox"/>	
4.03	Is general refuse sorting or recycling implemented?	<input type="checkbox"/>	<input checked="" type="checkbox"/>	<input type="checkbox"/>	<input type="checkbox"/>	
4.04	Is general refuse disposed of properly and regularly?	<input type="checkbox"/>	<input checked="" type="checkbox"/>	<input type="checkbox"/>	<input type="checkbox"/>	
4.05	Is the Contractor registered as a chemical waste producer?	<input type="checkbox"/>	<input checked="" type="checkbox"/>	<input type="checkbox"/>	<input type="checkbox"/>	
4.06	Are the chemical waste containers and storage area properly labelled?	<input type="checkbox"/>	<input checked="" type="checkbox"/>	<input type="checkbox"/>	<input type="checkbox"/>	
4.07	Are the chemical wastes stored in proper storage areas?	<input type="checkbox"/>	<input checked="" type="checkbox"/>	<input type="checkbox"/>	<input type="checkbox"/>	
4.08	Is the chemical container or equipment provided with drip tray?	<input type="checkbox"/>	<input checked="" type="checkbox"/>	<input type="checkbox"/>	<input type="checkbox"/>	
4.09	Is the chemical waste storage area used for storage of chemical waste only?	<input type="checkbox"/>	<input checked="" type="checkbox"/>	<input type="checkbox"/>	<input type="checkbox"/>	
4.10	Are incompatible chemical wastes stored in different areas?	<input type="checkbox"/>	<input checked="" type="checkbox"/>	<input type="checkbox"/>	<input type="checkbox"/>	
4.11	Are the chemical wastes disposed of by licensed collectors?	<input type="checkbox"/>	<input checked="" type="checkbox"/>	<input type="checkbox"/>	<input type="checkbox"/>	
4.12	Are trip tickets for chemical wastes disposal available for inspection?	<input type="checkbox"/>	<input checked="" type="checkbox"/>	<input type="checkbox"/>	<input type="checkbox"/>	
4.13	Are chemical/fuel storage areas bounded?	<input type="checkbox"/>	<input checked="" type="checkbox"/>	<input type="checkbox"/>	<input type="checkbox"/>	
4.14	Are designated areas identified for storage and sorting of construction wastes?	<input type="checkbox"/>	<input checked="" type="checkbox"/>	<input type="checkbox"/>	<input type="checkbox"/>	
4.15	Are construction wastes sorted (inert and non-inert) on site?	<input type="checkbox"/>	<input checked="" type="checkbox"/>	<input type="checkbox"/>	<input type="checkbox"/>	
4.16	Are construction wastes reused?	<input type="checkbox"/>	<input checked="" type="checkbox"/>	<input type="checkbox"/>	<input type="checkbox"/>	
4.17	Are construction wastes disposed of properly?	<input type="checkbox"/>	<input checked="" type="checkbox"/>	<input type="checkbox"/>	<input type="checkbox"/>	
4.18	Are site hoardings and signboards made of durable materials instead of timber?	<input type="checkbox"/>	<input checked="" type="checkbox"/>	<input type="checkbox"/>	<input type="checkbox"/>	
4.19	Is trip ticket system implemented for the disposal of construction wastes and records available for inspection?	<input type="checkbox"/>	<input checked="" type="checkbox"/>	<input type="checkbox"/>	<input type="checkbox"/>	
4.20	Are appropriate procedures followed if contaminated material exists?	<input type="checkbox"/>	<input checked="" type="checkbox"/>	<input type="checkbox"/>	<input type="checkbox"/>	
4.21	Is relevant license/ permit for disposal of construction waste or excavated materials available for inspection?	<input type="checkbox"/>	<input checked="" type="checkbox"/>	<input type="checkbox"/>	<input type="checkbox"/>	
4.22	Site cleanliness and appropriate waste management training had provided for the site workers.	<input type="checkbox"/>	<input checked="" type="checkbox"/>	<input type="checkbox"/>	<input type="checkbox"/>	
4.23	Contaminated sediments will managed according to WBTC No.12/2000 and EWTB TC(W) No. 34/2002.	<input type="checkbox"/>	<input type="checkbox"/>	<input type="checkbox"/>	<input checked="" type="checkbox"/>	
Section 5: Landscape & Visual						
5.01	Are retained and transplanted trees in health condition?	<input type="checkbox"/>	<input type="checkbox"/>	<input type="checkbox"/>	<input checked="" type="checkbox"/>	

Note:	Not Obs.: Not Observed; Yes: Compliance; No: Non-Compliance; Follow Up: Observations requiring follow-up actions N/A: Not Applicable	Not Obs.	Yes	No	Follow Up	N/A	Photo/Remarks
5.02	Are retained and transplanted trees properly protected?	<input type="checkbox"/>	<input type="checkbox"/>	<input type="checkbox"/>	<input type="checkbox"/>	<input checked="" type="checkbox"/>	Refer to Monthly EM&A report - Appendix M
5.03	Are surgery works carried out for the damaged trees?	<input type="checkbox"/>	<input type="checkbox"/>	<input type="checkbox"/>	<input type="checkbox"/>	<input checked="" type="checkbox"/>	
5.04	Is damage to trees outside site boundary due to construction activities avoided?	<input type="checkbox"/>	<input checked="" type="checkbox"/>	<input type="checkbox"/>	<input type="checkbox"/>	<input type="checkbox"/>	
5.05	Is the night-time lighting controlled to minimize glare to sensitive receivers?	<input type="checkbox"/>	<input checked="" type="checkbox"/>	<input type="checkbox"/>	<input type="checkbox"/>	<input type="checkbox"/>	
Section 7: Others							
7.01	Are relevant Environmental Permits posted at all vehicle site entrances/exits?	<input type="checkbox"/>	<input checked="" type="checkbox"/>	<input type="checkbox"/>	<input type="checkbox"/>	<input type="checkbox"/>	
7.02	Are the warning sign or larvicidal oil record shown clearly at the construction site?	<input type="checkbox"/>	<input checked="" type="checkbox"/>	<input type="checkbox"/>	<input type="checkbox"/>	<input type="checkbox"/>	

(Yung Shue Wan)

Remarks




Findings of Site Inspection (6-3-2012):

Follow up:

South haul road to be water sprayed to reduce dust generation

Water spraying has been carried out to suppress dust generation
13-3-2012

IEC's representative RE's representative ET's representative EO's representative Contractor's representative


 (Selina Lung)
 
 (CC. Chong)
 
 (Ray Chang)
 ()
 ()
 ()

Project: TCS/00512/09
Construction of Sewage Treatment Works at
Yung Shue Wan and Sok Kwu Wan

Inspected by _____
 ETL/ ET's Representative: _____
 RE's Representative: _____
 Contractor's Representative: _____
 IEC's Representative: _____

Checklist No. TCS512A-
Roy Cheung
CC. Cheung
Edwin Leung

Date: 15-3-2012

Time: 11am

PART A: GENERAL INFORMATION

Weather: Sunny Fine Cloudy Rainy

Temperature: _____ °C

Humidity: High Moderate Low

Wind: Strong Breeze Light Calm

Environmental Permit No.

EP- 282/2007

Area Inspected
 1 Yung Shue Wan

PART B: SITE AUDIT

Note:	Not Obs.	Yes	No	Follow Up	N/A	Photo/Remarks
Section 1: Water Quality						
1.01 Is an effluent discharge license obtained for the Project?	<input type="checkbox"/>	<input checked="" type="checkbox"/>	<input type="checkbox"/>	<input type="checkbox"/>	<input type="checkbox"/>	
1.02 Is the effluent discharged in accordance with the discharge licence?	<input type="checkbox"/>	<input checked="" type="checkbox"/>	<input type="checkbox"/>	<input type="checkbox"/>	<input type="checkbox"/>	
1.03 Is the discharge of turbid water avoided?	<input type="checkbox"/>	<input checked="" type="checkbox"/>	<input type="checkbox"/>	<input type="checkbox"/>	<input checked="" type="checkbox"/>	
1.04 Are there proper desilting facilities in the drainage systems to reduce SS levels in effluent?	<input type="checkbox"/>	<input checked="" type="checkbox"/>	<input type="checkbox"/>	<input type="checkbox"/>	<input type="checkbox"/>	
1.05 Are there channels, sandbags or bunds to direct surface run-off to sedimentation tanks?	<input type="checkbox"/>	<input checked="" type="checkbox"/>	<input type="checkbox"/>	<input type="checkbox"/>	<input type="checkbox"/>	
1.06 Are there any perimeter channels provided at site boundaries to intercept storm runoff from crossing the site?	<input type="checkbox"/>	<input checked="" type="checkbox"/>	<input type="checkbox"/>	<input type="checkbox"/>	<input type="checkbox"/>	
1.07 Is drainage system well maintained?	<input type="checkbox"/>	<input checked="" type="checkbox"/>	<input type="checkbox"/>	<input type="checkbox"/>	<input type="checkbox"/>	
1.08 As excavation proceeds, are temporary access roads protected by crushed stone or gravel?	<input type="checkbox"/>	<input checked="" type="checkbox"/>	<input type="checkbox"/>	<input type="checkbox"/>	<input type="checkbox"/>	
1.09 Are temporary exposed slopes properly covered?	<input type="checkbox"/>	<input checked="" type="checkbox"/>	<input type="checkbox"/>	<input type="checkbox"/>	<input type="checkbox"/>	
1.10 Are earthworks final surfaces well compacted or protected?	<input type="checkbox"/>	<input checked="" type="checkbox"/>	<input type="checkbox"/>	<input type="checkbox"/>	<input type="checkbox"/>	
1.11 Are manholes adequately covered or temporarily sealed?	<input type="checkbox"/>	<input checked="" type="checkbox"/>	<input type="checkbox"/>	<input type="checkbox"/>	<input type="checkbox"/>	
1.12 Are there any procedures and equipment for rainstorm protection?	<input type="checkbox"/>	<input checked="" type="checkbox"/>	<input type="checkbox"/>	<input type="checkbox"/>	<input type="checkbox"/>	
1.13 Are wheel washing facilities well maintained?	<input type="checkbox"/>	<input checked="" type="checkbox"/>	<input type="checkbox"/>	<input type="checkbox"/>	<input type="checkbox"/>	
1.14 Is runoff from wheel washing facilities avoided?	<input type="checkbox"/>	<input checked="" type="checkbox"/>	<input type="checkbox"/>	<input type="checkbox"/>	<input type="checkbox"/>	
1.15 Are there toilets provided on site?	<input type="checkbox"/>	<input type="checkbox"/>	<input type="checkbox"/>	<input type="checkbox"/>	<input checked="" type="checkbox"/>	
1.16 Are toilets properly maintained?	<input type="checkbox"/>	<input type="checkbox"/>	<input type="checkbox"/>	<input type="checkbox"/>	<input checked="" type="checkbox"/>	
1.17 Are the vehicle and plant servicing areas paved and located within roofed areas?	<input type="checkbox"/>	<input checked="" type="checkbox"/>	<input type="checkbox"/>	<input type="checkbox"/>	<input type="checkbox"/>	
1.18 Is the oil/grease leakage or spillage avoided?	<input type="checkbox"/>	<input checked="" type="checkbox"/>	<input type="checkbox"/>	<input type="checkbox"/>	<input type="checkbox"/>	
1.19 Are there any measures to prevent leaked oil from entering the drainage system?	<input type="checkbox"/>	<input checked="" type="checkbox"/>	<input type="checkbox"/>	<input type="checkbox"/>	<input type="checkbox"/>	
1.20 Are there any measures to collect spilt cement and concrete washings during concreting works?	<input type="checkbox"/>	<input checked="" type="checkbox"/>	<input type="checkbox"/>	<input type="checkbox"/>	<input type="checkbox"/>	
1.21 Are there any oil interceptors/grease traps in the drainage systems for vehicle and plant servicing areas, canteen kitchen, etc?	<input type="checkbox"/>	<input checked="" type="checkbox"/>	<input type="checkbox"/>	<input type="checkbox"/>	<input type="checkbox"/>	
1.22 Are the oil interceptors/grease traps maintained properly?	<input type="checkbox"/>	<input checked="" type="checkbox"/>	<input type="checkbox"/>	<input type="checkbox"/>	<input type="checkbox"/>	

Note:	Not Obs.: Not Observed; Yes: Compliance; No: Non-Compliance; Follow Up: Observations requiring follow-Up actions N/A: Not Applicable	Not Obs.	Yes	No	Follow Up	N/A	Photo/Remarks
1.23	Is used bentonite recycled where appropriate?	<input type="checkbox"/>	<input type="checkbox"/>	<input type="checkbox"/>	<input type="checkbox"/>	<input checked="" type="checkbox"/>	
1.24	Designated settlement area for runoff/wheel wash waste is provide and located at the streambed with 1-2m deep, 12m long and around 50m3 capacities for sedimentation.	<input type="checkbox"/>	<input type="checkbox"/>	<input type="checkbox"/>	<input type="checkbox"/>	<input checked="" type="checkbox"/>	
1.25	No excavation is undertaken in the settlement area.	<input type="checkbox"/>	<input type="checkbox"/>	<input type="checkbox"/>	<input type="checkbox"/>	<input checked="" type="checkbox"/>	
1.26	Concreting wastes water should be neutralized below the pH Action Levels before discharge.	<input type="checkbox"/>	<input checked="" type="checkbox"/>	<input type="checkbox"/>	<input type="checkbox"/>	<input type="checkbox"/>	
1.27	Mobile toilets should provide on site and located away the stream course.	<input type="checkbox"/>	<input type="checkbox"/>	<input type="checkbox"/>	<input type="checkbox"/>	<input checked="" type="checkbox"/>	
1.28	License collector should be employed for handling the sewage of mobile toilet.	<input type="checkbox"/>	<input type="checkbox"/>	<input type="checkbox"/>	<input type="checkbox"/>	<input checked="" type="checkbox"/>	
1.29	Is ponding /stand water avoided?	<input type="checkbox"/>	<input type="checkbox"/>	<input type="checkbox"/>	<input type="checkbox"/>	<input type="checkbox"/>	
Section 2: Air Quality							
2.01	Are there wheel washing facilities with high pressure jets provided at every vehicle exit point?	<input type="checkbox"/>	<input checked="" type="checkbox"/>	<input type="checkbox"/>	<input type="checkbox"/>	<input type="checkbox"/>	
2.02	Are vehicles washed to remove any dusty materials from their bodies and wheels before leaving construction sites?	<input type="checkbox"/>	<input checked="" type="checkbox"/>	<input type="checkbox"/>	<input type="checkbox"/>	<input type="checkbox"/>	
2.03	Are the excavated materials sprayed with water during handling?	<input type="checkbox"/>	<input checked="" type="checkbox"/>	<input type="checkbox"/>	<input type="checkbox"/>	<input type="checkbox"/>	
2.04	Are stockpiles of dusty materials sprayed with water, covered or placed in sheltered areas?	<input type="checkbox"/>	<input checked="" type="checkbox"/>	<input type="checkbox"/>	<input type="checkbox"/>	<input type="checkbox"/>	
2.05	Is the exposed earth properly treated within six months after the last construction activities?	<input type="checkbox"/>	<input checked="" type="checkbox"/>	<input type="checkbox"/>	<input type="checkbox"/>	<input type="checkbox"/>	
2.06	Are the access roads sprayed with water to maintain the entire road surface wet or paved?	<input type="checkbox"/>	<input checked="" type="checkbox"/>	<input type="checkbox"/>	<input type="checkbox"/>	<input type="checkbox"/>	
2.07	Is the surface where any drilling, cutting, polishing or breaking operation continuously sprayed with water?	<input type="checkbox"/>	<input checked="" type="checkbox"/>	<input type="checkbox"/>	<input type="checkbox"/>	<input type="checkbox"/>	
2.08	Is the load on vehicles covered entirely by clean impervious sheeting?	<input type="checkbox"/>	<input checked="" type="checkbox"/>	<input type="checkbox"/>	<input type="checkbox"/>	<input type="checkbox"/>	
2.09	Is the loading of materials to a level higher than the side and tail boards during transportation by vehicles avoided?	<input type="checkbox"/>	<input checked="" type="checkbox"/>	<input type="checkbox"/>	<input type="checkbox"/>	<input type="checkbox"/>	
2.10	Is the road leading to the construction site within 30m of the vehicle entrance kept clear of dusty materials?	<input type="checkbox"/>	<input checked="" type="checkbox"/>	<input type="checkbox"/>	<input type="checkbox"/>	<input type="checkbox"/>	
2.11	Is dark smoke emission from plant/equipment avoided?	<input type="checkbox"/>	<input checked="" type="checkbox"/>	<input type="checkbox"/>	<input type="checkbox"/>	<input type="checkbox"/>	
2.12	Are de-bagging, batching and mixing processes carried out in sheltered areas during the use of bagged cement?	<input type="checkbox"/>	<input checked="" type="checkbox"/>	<input type="checkbox"/>	<input type="checkbox"/>	<input type="checkbox"/>	
2.13	Are site vehicles travelling within the speed limit not more than 15km/hour?	<input type="checkbox"/>	<input checked="" type="checkbox"/>	<input type="checkbox"/>	<input type="checkbox"/>	<input type="checkbox"/>	
2.14	Are hoardings of not less than 2.4m high provided along the site boundary, which adjoins areas accessible to the public?	<input type="checkbox"/>	<input checked="" type="checkbox"/>	<input type="checkbox"/>	<input type="checkbox"/>	<input type="checkbox"/>	
2.15	Is open burning avoided?	<input type="checkbox"/>	<input checked="" type="checkbox"/>	<input type="checkbox"/>	<input type="checkbox"/>	<input type="checkbox"/>	
2.16	Excavated materials from the stream must remove form site on the same day. The materials shall be stored in covered impermeable skips awaiting removal from site.	<input type="checkbox"/>	<input checked="" type="checkbox"/>	<input type="checkbox"/>	<input type="checkbox"/>	<input type="checkbox"/>	
Section 3: Noise							
3.01	Are noisy equipment and activities positioned as far as practicable from the sensitive receivers?	<input type="checkbox"/>	<input checked="" type="checkbox"/>	<input type="checkbox"/>	<input type="checkbox"/>	<input type="checkbox"/>	
3.02	Is silenced equipment adopted?	<input type="checkbox"/>	<input checked="" type="checkbox"/>	<input type="checkbox"/>	<input type="checkbox"/>	<input type="checkbox"/>	
3.03	Is idle equipment turned off or throttled down?	<input type="checkbox"/>	<input checked="" type="checkbox"/>	<input type="checkbox"/>	<input type="checkbox"/>	<input type="checkbox"/>	
3.04	Are all plant and equipment well maintained and in good condition?	<input type="checkbox"/>	<input checked="" type="checkbox"/>	<input type="checkbox"/>	<input type="checkbox"/>	<input type="checkbox"/>	
3.05	Are noise barriers or enclosures provided at areas where construction activities cause noise impact on sensitive receivers?	<input type="checkbox"/>	<input checked="" type="checkbox"/>	<input type="checkbox"/>	<input type="checkbox"/>	<input type="checkbox"/>	
3.06	Are hand held breakers fitted with valid noise emission labels during operation?	<input type="checkbox"/>	<input checked="" type="checkbox"/>	<input type="checkbox"/>	<input type="checkbox"/>	<input type="checkbox"/>	
3.07	Are air compressors fitted with valid noise emission labels during operation?	<input type="checkbox"/>	<input checked="" type="checkbox"/>	<input type="checkbox"/>	<input type="checkbox"/>	<input type="checkbox"/>	
3.08	Are flaps and panels of mechanical equipment closed during operation?	<input type="checkbox"/>	<input checked="" type="checkbox"/>	<input type="checkbox"/>	<input type="checkbox"/>	<input type="checkbox"/>	

Note:	Not Obs.:	Yes:	No:	Follow Up:	N/A:	Photo/Remarks
	Not Observed; Observations requiring follow-up actions	Compliance	Non-Compliance			
3.09	Are Construction Noise Permit(s) applied for percussive piling works?	<input checked="" type="checkbox"/>	<input type="checkbox"/>	<input type="checkbox"/>	<input type="checkbox"/>	
3.10	Are Construction Noise Permit(s) applied for general construction works during restricted hours?	<input checked="" type="checkbox"/>	<input type="checkbox"/>	<input type="checkbox"/>	<input type="checkbox"/>	
3.11	Are valid Construction Noise Permit(s) posted at site entrances?	<input checked="" type="checkbox"/>	<input type="checkbox"/>	<input type="checkbox"/>	<input type="checkbox"/>	
3.12	Use of quiet plant had been used on site to minimise the construction noise impact to the surrounding residences/dwellings (Level 1 mitigation measures).	<input checked="" type="checkbox"/>	<input type="checkbox"/>	<input type="checkbox"/>	<input type="checkbox"/>	
3.13	Temporary/Moveable noise barrier or site hoarding are provide or erect at the site boundary to minimise the noise impact of the closest NSRs or stationary equipments shield by the noise barrier which cannot visible from NSRs (Level 2 mitigation measure)	<input type="checkbox"/>	<input type="checkbox"/>	<input type="checkbox"/>	<input checked="" type="checkbox"/>	
3.14	Temporary/Moveable noise barrier equal to or more than 3m height with 10kg/m2 are provide for noise mitigation measures (Level 2 mitigation measures).	<input type="checkbox"/>	<input type="checkbox"/>	<input type="checkbox"/>	<input checked="" type="checkbox"/>	
Section 4: Waste/Chemical Management						
4.01	Waste Management Plan had been submit to Engineer for approval.	<input checked="" type="checkbox"/>	<input type="checkbox"/>	<input type="checkbox"/>	<input type="checkbox"/>	
4.02	Are receptacles available for general refuse collection?	<input checked="" type="checkbox"/>	<input type="checkbox"/>	<input type="checkbox"/>	<input type="checkbox"/>	
4.03	Is general refuse sorting or recycling implemented?	<input checked="" type="checkbox"/>	<input type="checkbox"/>	<input type="checkbox"/>	<input type="checkbox"/>	
4.04	Is general refuse disposed of properly and regularly?	<input checked="" type="checkbox"/>	<input type="checkbox"/>	<input type="checkbox"/>	<input type="checkbox"/>	
4.05	Is the Contractor registered as a chemical waste producer?	<input checked="" type="checkbox"/>	<input type="checkbox"/>	<input type="checkbox"/>	<input type="checkbox"/>	
4.06	Are the chemical waste containers and storage area properly labelled?	<input checked="" type="checkbox"/>	<input type="checkbox"/>	<input type="checkbox"/>	<input type="checkbox"/>	
4.07	Are the chemical wastes stored in proper storage areas?	<input checked="" type="checkbox"/>	<input type="checkbox"/>	<input type="checkbox"/>	<input type="checkbox"/>	
4.08	Is the chemical container or equipment provided with drip tray?	<input checked="" type="checkbox"/>	<input type="checkbox"/>	<input type="checkbox"/>	<input type="checkbox"/>	
4.09	Is the chemical waste storage area used for storage of chemical waste only?	<input checked="" type="checkbox"/>	<input type="checkbox"/>	<input type="checkbox"/>	<input type="checkbox"/>	
4.10	Are incompatible chemical wastes stored in different areas?	<input checked="" type="checkbox"/>	<input type="checkbox"/>	<input type="checkbox"/>	<input type="checkbox"/>	
4.11	Are the chemical wastes disposed of by licensed collectors?	<input checked="" type="checkbox"/>	<input type="checkbox"/>	<input type="checkbox"/>	<input type="checkbox"/>	
4.12	Are trip tickets for chemical wastes disposal available for inspection?	<input checked="" type="checkbox"/>	<input type="checkbox"/>	<input type="checkbox"/>	<input type="checkbox"/>	
4.13	Are chemical/fuel storage areas bounded?	<input checked="" type="checkbox"/>	<input type="checkbox"/>	<input type="checkbox"/>	<input type="checkbox"/>	
4.14	Are designated areas identified for storage and sorting of construction wastes?	<input checked="" type="checkbox"/>	<input type="checkbox"/>	<input type="checkbox"/>	<input type="checkbox"/>	
4.15	Are construction wastes sorted (inert and non-inert) on site?	<input checked="" type="checkbox"/>	<input type="checkbox"/>	<input type="checkbox"/>	<input type="checkbox"/>	
4.16	Are construction wastes reused?	<input checked="" type="checkbox"/>	<input type="checkbox"/>	<input type="checkbox"/>	<input type="checkbox"/>	
4.17	Are construction wastes disposed of properly?	<input checked="" type="checkbox"/>	<input type="checkbox"/>	<input type="checkbox"/>	<input type="checkbox"/>	
4.18	Are site hoardings and signboards made of durable materials instead of timber?	<input checked="" type="checkbox"/>	<input type="checkbox"/>	<input type="checkbox"/>	<input type="checkbox"/>	
4.19	Is trip ticket system implemented for the disposal of construction wastes and records available for inspection?	<input checked="" type="checkbox"/>	<input type="checkbox"/>	<input type="checkbox"/>	<input type="checkbox"/>	
4.20	Are appropriate procedures followed if contaminated material exists?	<input checked="" type="checkbox"/>	<input type="checkbox"/>	<input type="checkbox"/>	<input type="checkbox"/>	
4.21	Is relevant license/ permit for disposal of construction waste or excavated materials available for inspection?	<input checked="" type="checkbox"/>	<input type="checkbox"/>	<input type="checkbox"/>	<input type="checkbox"/>	
4.22	Site cleanliness and appropriate waste management training had provided for the site workers.	<input checked="" type="checkbox"/>	<input type="checkbox"/>	<input type="checkbox"/>	<input type="checkbox"/>	
4.23	Contaminated sediments will managed according to WBTC No.12/2000 and EWTB TC(W) No. 34/2002.	<input type="checkbox"/>	<input type="checkbox"/>	<input type="checkbox"/>	<input checked="" type="checkbox"/>	
Section 5: Landscape & Visual						
5.01	Are retained and transplanted trees in health condition?	<input type="checkbox"/>	<input type="checkbox"/>	<input type="checkbox"/>	<input checked="" type="checkbox"/>	

Note:	Not Obs.	Yes	No	Follow Up	N/A	Photo/Remarks
5.02 Are retained and transplanted trees properly protected?	<input type="checkbox"/>	<input type="checkbox"/>	<input type="checkbox"/>	<input type="checkbox"/>	<input checked="" type="checkbox"/>	Refer to Monthly EM&A report - Appendix M
5.03 Are surgery works carried out for the damaged trees?	<input type="checkbox"/>	<input type="checkbox"/>	<input type="checkbox"/>	<input type="checkbox"/>	<input checked="" type="checkbox"/>	
5.04 Is damage to trees outside site boundary due to construction activities avoided?	<input type="checkbox"/>	<input checked="" type="checkbox"/>	<input type="checkbox"/>	<input type="checkbox"/>	<input type="checkbox"/>	
5.05 Is the night-time lighting controlled to minimize glare to sensitive receivers?	<input type="checkbox"/>	<input checked="" type="checkbox"/>	<input type="checkbox"/>	<input type="checkbox"/>	<input type="checkbox"/>	
Section 7: Others						
7.01 Are relevant Environmental Permits posted at all vehicle site entrances/exits?	<input type="checkbox"/>	<input checked="" type="checkbox"/>	<input type="checkbox"/>	<input type="checkbox"/>	<input type="checkbox"/>	
7.02 Are the warning sign or larvicidal oil record shown clearly at the construction site?	<input type="checkbox"/>	<input checked="" type="checkbox"/>	<input type="checkbox"/>	<input type="checkbox"/>	<input type="checkbox"/>	

(Yung Shue Wan)

Remarks

Findings of Site Inspection (13-3-2012): Follow up:

No environmental issue was found in site inspection.

IEC's representative RE's representative ET's representative EO's representative Contractor's representative

() (*[Signature]*) (*[Signature]*) (*[Signature]*) ()
 () (C. Chan) (Roy Chan) (H.S. Chan) ()

Project: TCS/00512/09
Construction of Sewage Treatment Works at Yung Shue Wan and Sok Kwu Wan

Inspected by _____
ETL/ ET's Representative: Nicola Hon
RE's Representative: C.C. Cheung
Contractor's Representative: Edwin Leung
IEC's Representative: _____

Checklist No. TCS512A-2008-201

Date: 20 March 2012

Time: 11:00 pm

PART A: GENERAL INFORMATION

Weather: Sunny Fine Cloudy Rainy

Temperature: 20-8 °C

Humidity: High Moderate Low

Wind: Strong Breeze Light Calm

Environmental Permit No.

EP- 282/2007

Area Inspected
 1 Yung Shue Wan

PART B: SITE AUDIT

Note:	Not Obs.: Not Observed; Yes: Compliance; No: Non-Compliance; Follow Up: Observations requiring follow-up actions N/A: Not Applicable	Not Obs.	Yes	No	Follow Up	N/A	Photo/Remarks
Section 1: Water Quality							
1.01	Is an effluent discharge license obtained for the Project?	<input type="checkbox"/>	<input checked="" type="checkbox"/>	<input type="checkbox"/>	<input type="checkbox"/>	<input type="checkbox"/>	
1.02	Is the effluent discharged in accordance with the discharge licence?	<input type="checkbox"/>	<input checked="" type="checkbox"/>	<input type="checkbox"/>	<input type="checkbox"/>	<input type="checkbox"/>	
1.03	Is the discharge of turbid water avoided?	<input type="checkbox"/>	<input checked="" type="checkbox"/>	<input type="checkbox"/>	<input type="checkbox"/>	<input type="checkbox"/>	
1.04	Are there proper desilting facilities in the drainage systems to reduce SS levels in effluent?	<input type="checkbox"/>	<input type="checkbox"/>	<input type="checkbox"/>	<input type="checkbox"/>	<input type="checkbox"/>	
1.05	Are there channels, sandbags or bunds to direct surface run-off to sedimentation tanks?	<input type="checkbox"/>	<input checked="" type="checkbox"/>	<input type="checkbox"/>	<input type="checkbox"/>	<input type="checkbox"/>	
1.06	Are there any perimeter channels provided at site boundaries to intercept storm runoff from crossing the site?	<input type="checkbox"/>	<input checked="" type="checkbox"/>	<input type="checkbox"/>	<input type="checkbox"/>	<input type="checkbox"/>	
1.07	Is drainage system well maintained?	<input type="checkbox"/>	<input checked="" type="checkbox"/>	<input type="checkbox"/>	<input type="checkbox"/>	<input type="checkbox"/>	
1.08	As excavation proceeds, are temporary access roads protected by crushed stone or gravel?	<input type="checkbox"/>	<input checked="" type="checkbox"/>	<input type="checkbox"/>	<input type="checkbox"/>	<input type="checkbox"/>	
1.09	Are temporary exposed slopes properly covered?	<input type="checkbox"/>	<input checked="" type="checkbox"/>	<input type="checkbox"/>	<input type="checkbox"/>	<input type="checkbox"/>	
1.10	Are earthworks final surfaces well compacted or protected?	<input type="checkbox"/>	<input checked="" type="checkbox"/>	<input type="checkbox"/>	<input type="checkbox"/>	<input type="checkbox"/>	
1.11	Are manholes adequately covered or temporarily sealed?	<input type="checkbox"/>	<input checked="" type="checkbox"/>	<input type="checkbox"/>	<input type="checkbox"/>	<input type="checkbox"/>	
1.12	Are there any procedures and equipment for rainstorm protection?	<input type="checkbox"/>	<input checked="" type="checkbox"/>	<input type="checkbox"/>	<input type="checkbox"/>	<input type="checkbox"/>	
1.13	Are wheel washing facilities well maintained?	<input type="checkbox"/>	<input checked="" type="checkbox"/>	<input type="checkbox"/>	<input type="checkbox"/>	<input type="checkbox"/>	
1.14	Is runoff from wheel washing facilities avoided?	<input type="checkbox"/>	<input checked="" type="checkbox"/>	<input type="checkbox"/>	<input type="checkbox"/>	<input type="checkbox"/>	
1.15	Are there toilets provided on site?	<input checked="" type="checkbox"/>	<input type="checkbox"/>	<input type="checkbox"/>	<input type="checkbox"/>	<input type="checkbox"/>	
1.16	Are toilets properly maintained?	<input checked="" type="checkbox"/>	<input type="checkbox"/>	<input type="checkbox"/>	<input type="checkbox"/>	<input type="checkbox"/>	
1.17	Are the vehicle and plant servicing areas paved and located within roofed areas?	<input type="checkbox"/>	<input checked="" type="checkbox"/>	<input type="checkbox"/>	<input type="checkbox"/>	<input type="checkbox"/>	
1.18	Is the oil/grease leakage or spillage avoided?	<input type="checkbox"/>	<input checked="" type="checkbox"/>	<input type="checkbox"/>	<input type="checkbox"/>	<input type="checkbox"/>	
1.19	Are there any measures to prevent leaked oil from entering the drainage system?	<input type="checkbox"/>	<input checked="" type="checkbox"/>	<input type="checkbox"/>	<input type="checkbox"/>	<input type="checkbox"/>	
1.20	Are there any measures to collect spilt cement and concrete washings during concreting works?	<input type="checkbox"/>	<input checked="" type="checkbox"/>	<input type="checkbox"/>	<input type="checkbox"/>	<input type="checkbox"/>	
1.21	Are there any oil interceptors/grease traps in the drainage systems for vehicle and plant servicing areas, canteen kitchen, etc?	<input type="checkbox"/>	<input checked="" type="checkbox"/>	<input type="checkbox"/>	<input type="checkbox"/>	<input type="checkbox"/>	
1.22	Are the oil interceptors/grease traps maintained properly?	<input type="checkbox"/>	<input checked="" type="checkbox"/>	<input type="checkbox"/>	<input type="checkbox"/>	<input type="checkbox"/>	

Note:	Not Obs.: Not Observed; Yes: Compliance; No: Non-Compliance; Follow Up: Observations requiring follow-up actions N/A: Not Applicable	Not Obs.	Yes	No	Follow Up	N/A	Photo/Remarks
1.23	Is used bentonite recycled where appropriate?	<input type="checkbox"/>	<input checked="" type="checkbox"/>	<input type="checkbox"/>	<input type="checkbox"/>	<input type="checkbox"/>	
1.24	Designated settlement area for runoff/wheel wash waste is provide and located at the streambed with 1-2m deep, 12m long and around 50m3 capacities for sedimentation.	<input type="checkbox"/>	<input checked="" type="checkbox"/>	<input type="checkbox"/>	<input type="checkbox"/>	<input type="checkbox"/>	
1.25	No excavation is undertaken in the settlement area.	<input type="checkbox"/>	<input checked="" type="checkbox"/>	<input type="checkbox"/>	<input type="checkbox"/>	<input type="checkbox"/>	
1.26	Concreting wastes water should be neutralized below the pH Action Levels before discharge.	<input type="checkbox"/>	<input checked="" type="checkbox"/>	<input type="checkbox"/>	<input type="checkbox"/>	<input type="checkbox"/>	
1.27	Mobile toilets should provide on site and located away the stream course.	<input checked="" type="checkbox"/>	<input type="checkbox"/>	<input type="checkbox"/>	<input type="checkbox"/>	<input type="checkbox"/>	
1.28	License collector should be employed for handling the sewage of mobile toilet.	<input type="checkbox"/>	<input checked="" type="checkbox"/>	<input type="checkbox"/>	<input type="checkbox"/>	<input type="checkbox"/>	
1.29	Is ponding /stand water avoided?	<input type="checkbox"/>	<input checked="" type="checkbox"/>	<input type="checkbox"/>	<input type="checkbox"/>	<input type="checkbox"/>	
Section 2: Air Quality							
2.01	Are there wheel washing facilities with high pressure jets provided at every vehicle exit point?	<input type="checkbox"/>	<input checked="" type="checkbox"/>	<input type="checkbox"/>	<input type="checkbox"/>	<input type="checkbox"/>	
2.02	Are vehicles washed to remove any dusty materials from their bodies and wheels before leaving construction sites?	<input type="checkbox"/>	<input checked="" type="checkbox"/>	<input type="checkbox"/>	<input type="checkbox"/>	<input type="checkbox"/>	
2.03	Are the excavated materials sprayed with water during handling?	<input type="checkbox"/>	<input checked="" type="checkbox"/>	<input type="checkbox"/>	<input type="checkbox"/>	<input type="checkbox"/>	
2.04	Are stockpiles of dusty materials sprayed with water, covered or placed in sheltered areas?	<input type="checkbox"/>	<input checked="" type="checkbox"/>	<input type="checkbox"/>	<input type="checkbox"/>	<input type="checkbox"/>	
2.05	Is the exposed earth properly treated within six months after the last construction activities?	<input type="checkbox"/>	<input checked="" type="checkbox"/>	<input type="checkbox"/>	<input type="checkbox"/>	<input type="checkbox"/>	
2.06	Are the access roads sprayed with water to maintain the entire road surface wet or paved?	<input type="checkbox"/>	<input checked="" type="checkbox"/>	<input type="checkbox"/>	<input type="checkbox"/>	<input type="checkbox"/>	
2.07	Is the surface where any drilling, cutting, polishing or breaking operation continuously sprayed with water?	<input type="checkbox"/>	<input checked="" type="checkbox"/>	<input type="checkbox"/>	<input type="checkbox"/>	<input type="checkbox"/>	
2.08	Is the load on vehicles covered entirely by clean impervious sheeting?	<input type="checkbox"/>	<input checked="" type="checkbox"/>	<input type="checkbox"/>	<input type="checkbox"/>	<input type="checkbox"/>	
2.09	Is the loading of materials to a level higher than the side and tail boards during transportation by vehicles avoided?	<input type="checkbox"/>	<input checked="" type="checkbox"/>	<input type="checkbox"/>	<input type="checkbox"/>	<input type="checkbox"/>	
2.10	Is the road leading to the construction site within 30m of the vehicle entrance kept clear of dusty materials?	<input type="checkbox"/>	<input checked="" type="checkbox"/>	<input type="checkbox"/>	<input type="checkbox"/>	<input type="checkbox"/>	
2.11	Is dark smoke emission from plant/equipment avoided?	<input type="checkbox"/>	<input checked="" type="checkbox"/>	<input type="checkbox"/>	<input type="checkbox"/>	<input type="checkbox"/>	
2.12	Are de-bagging, batching and mixing processes carried out in sheltered areas during the use of bagged cement?	<input type="checkbox"/>	<input checked="" type="checkbox"/>	<input type="checkbox"/>	<input type="checkbox"/>	<input type="checkbox"/>	
2.13	Are site vehicles travelling within the speed limit not more than 15km/hour?	<input type="checkbox"/>	<input checked="" type="checkbox"/>	<input type="checkbox"/>	<input type="checkbox"/>	<input type="checkbox"/>	
2.14	Are hoardings of not less than 2.4m high provided along the site boundary, which adjoins areas accessible to the public?	<input type="checkbox"/>	<input checked="" type="checkbox"/>	<input type="checkbox"/>	<input type="checkbox"/>	<input type="checkbox"/>	
2.15	Is open burning avoided?	<input type="checkbox"/>	<input checked="" type="checkbox"/>	<input type="checkbox"/>	<input type="checkbox"/>	<input type="checkbox"/>	
2.16	Excavated materials from the stream must remove form site on the same day. The materials shall be stored in covered impermeable skips awaiting removal from site.	<input type="checkbox"/>	<input checked="" type="checkbox"/>	<input type="checkbox"/>	<input type="checkbox"/>	<input type="checkbox"/>	
Section 3: Noise							
3.01	Are noisy equipment and activities positioned as far as practicable from the sensitive receivers?	<input type="checkbox"/>	<input checked="" type="checkbox"/>	<input type="checkbox"/>	<input type="checkbox"/>	<input type="checkbox"/>	
3.02	Is silenced equipment adopted?	<input type="checkbox"/>	<input checked="" type="checkbox"/>	<input type="checkbox"/>	<input type="checkbox"/>	<input type="checkbox"/>	
3.03	Is idle equipment turned off or throttled down?	<input type="checkbox"/>	<input checked="" type="checkbox"/>	<input type="checkbox"/>	<input type="checkbox"/>	<input type="checkbox"/>	
3.04	Are all plant and equipment well maintained and in good condition?	<input type="checkbox"/>	<input checked="" type="checkbox"/>	<input type="checkbox"/>	<input type="checkbox"/>	<input type="checkbox"/>	
3.05	Are noise barriers or enclosures provided at areas where construction activities cause noise impact on sensitive receivers?	<input type="checkbox"/>	<input checked="" type="checkbox"/>	<input type="checkbox"/>	<input type="checkbox"/>	<input type="checkbox"/>	
3.06	Are hand held breakers fitted with valid noise emission labels during operation?	<input type="checkbox"/>	<input checked="" type="checkbox"/>	<input type="checkbox"/>	<input type="checkbox"/>	<input type="checkbox"/>	
3.07	Are air compressors fitted with valid noise emission labels during operation?	<input type="checkbox"/>	<input checked="" type="checkbox"/>	<input type="checkbox"/>	<input type="checkbox"/>	<input type="checkbox"/>	
3.08	Are flaps and panels of mechanical equipment closed during operation?	<input type="checkbox"/>	<input checked="" type="checkbox"/>	<input type="checkbox"/>	<input type="checkbox"/>	<input type="checkbox"/>	

Note:	Not Obs.: Not Observed; Yes: Compliance; No: Non-Compliance; Follow Up: Observations requiring follow-Up actions N/A: Not Applicable	Not Obs.	Yes	No	Follow Up	N/A	Photo/Remarks
3.09	Are Construction Noise Permit(s) applied for percussive piling works?	<input type="checkbox"/>	<input checked="" type="checkbox"/>	<input type="checkbox"/>	<input type="checkbox"/>	<input checked="" type="checkbox"/>	
3.10	Are Construction Noise Permit(s) applied for general construction works during restricted hours?	<input type="checkbox"/>	<input checked="" type="checkbox"/>	<input type="checkbox"/>	<input type="checkbox"/>	<input type="checkbox"/>	
3.11	Are valid Construction Noise Permit(s) posted at site entrances?	<input type="checkbox"/>	<input checked="" type="checkbox"/>	<input type="checkbox"/>	<input type="checkbox"/>	<input type="checkbox"/>	
3.12	Use of quiet plant had been used on site to minimise the construction noise impact to the surrounding residences/dwellings (Level 1 mitigation measures).	<input type="checkbox"/>	<input checked="" type="checkbox"/>	<input type="checkbox"/>	<input type="checkbox"/>	<input type="checkbox"/>	
3.13	Temporary/Moveable noise barrier or site hoarding are provide or erect at the site boundary to minimise the noise impact of the closest NSRs or stationary equipments shield by the noise barrier which cannot visible from NSRs (Level 2 mitigation measure)	<input type="checkbox"/>	<input checked="" type="checkbox"/>	<input type="checkbox"/>	<input type="checkbox"/>	<input type="checkbox"/>	
3.14	Temporary/Moveable noise barrier equal to or more than 3m height with 10kg/m2 are provide for noise mitigation measures (Level 2 mitigation measures).	<input type="checkbox"/>	<input checked="" type="checkbox"/>	<input type="checkbox"/>	<input type="checkbox"/>	<input type="checkbox"/>	
Section 4: Waste/Chemical Management							
4.01	Waste Management Plan had been submit to Engineer for approval.	<input type="checkbox"/>	<input checked="" type="checkbox"/>	<input type="checkbox"/>	<input type="checkbox"/>	<input type="checkbox"/>	
4.02	Are receptacles available for general refuse collection?	<input type="checkbox"/>	<input checked="" type="checkbox"/>	<input type="checkbox"/>	<input type="checkbox"/>	<input type="checkbox"/>	
4.03	Is general refuse sorting or recycling implemented?	<input type="checkbox"/>	<input checked="" type="checkbox"/>	<input type="checkbox"/>	<input type="checkbox"/>	<input type="checkbox"/>	
4.04	Is general refuse disposed of properly and regularly?	<input type="checkbox"/>	<input checked="" type="checkbox"/>	<input type="checkbox"/>	<input type="checkbox"/>	<input type="checkbox"/>	
4.05	Is the Contractor registered as a chemical waste producer?	<input type="checkbox"/>	<input checked="" type="checkbox"/>	<input type="checkbox"/>	<input type="checkbox"/>	<input type="checkbox"/>	
4.06	Are the chemical waste containers and storage area properly labelled?	<input type="checkbox"/>	<input checked="" type="checkbox"/>	<input type="checkbox"/>	<input type="checkbox"/>	<input type="checkbox"/>	
4.07	Are the chemical wastes stored in proper storage areas?	<input type="checkbox"/>	<input checked="" type="checkbox"/>	<input type="checkbox"/>	<input type="checkbox"/>	<input type="checkbox"/>	
4.08	Is the chemical container or equipment provided with drip tray?	<input type="checkbox"/>	<input checked="" type="checkbox"/>	<input type="checkbox"/>	<input type="checkbox"/>	<input type="checkbox"/>	
4.09	Is the chemical waste storage area used for storage of chemical waste only?	<input type="checkbox"/>	<input checked="" type="checkbox"/>	<input type="checkbox"/>	<input type="checkbox"/>	<input type="checkbox"/>	
4.10	Are incompatible chemical wastes stored in different areas?	<input type="checkbox"/>	<input checked="" type="checkbox"/>	<input type="checkbox"/>	<input type="checkbox"/>	<input type="checkbox"/>	
4.11	Are the chemical wastes disposed of by licensed collectors?	<input type="checkbox"/>	<input checked="" type="checkbox"/>	<input type="checkbox"/>	<input type="checkbox"/>	<input type="checkbox"/>	
4.12	Are trip tickets for chemical wastes disposal available for inspection?	<input type="checkbox"/>	<input checked="" type="checkbox"/>	<input type="checkbox"/>	<input type="checkbox"/>	<input type="checkbox"/>	
4.13	Are chemical/fuel storage areas bounded?	<input type="checkbox"/>	<input checked="" type="checkbox"/>	<input type="checkbox"/>	<input type="checkbox"/>	<input type="checkbox"/>	
4.14	Are designated areas identified for storage and sorting of construction wastes?	<input type="checkbox"/>	<input checked="" type="checkbox"/>	<input type="checkbox"/>	<input type="checkbox"/>	<input type="checkbox"/>	
4.15	Are construction wastes sorted (inert and non-inert) on site?	<input type="checkbox"/>	<input checked="" type="checkbox"/>	<input type="checkbox"/>	<input type="checkbox"/>	<input type="checkbox"/>	
4.16	Are construction wastes reused?	<input type="checkbox"/>	<input checked="" type="checkbox"/>	<input type="checkbox"/>	<input type="checkbox"/>	<input type="checkbox"/>	
4.17	Are construction wastes disposed of properly?	<input type="checkbox"/>	<input checked="" type="checkbox"/>	<input type="checkbox"/>	<input type="checkbox"/>	<input type="checkbox"/>	
4.18	Are site hoardings and signboards made of durable materials instead of timber?	<input type="checkbox"/>	<input checked="" type="checkbox"/>	<input type="checkbox"/>	<input type="checkbox"/>	<input type="checkbox"/>	
4.19	Is trip ticket system implemented for the disposal of construction wastes and records available for inspection?	<input type="checkbox"/>	<input checked="" type="checkbox"/>	<input type="checkbox"/>	<input type="checkbox"/>	<input type="checkbox"/>	
4.20	Are appropriate procedures followed if contaminated material exists?	<input type="checkbox"/>	<input checked="" type="checkbox"/>	<input type="checkbox"/>	<input type="checkbox"/>	<input type="checkbox"/>	
4.21	Is relevant license/ permit for disposal of construction waste or excavated materials available for inspection?	<input type="checkbox"/>	<input checked="" type="checkbox"/>	<input type="checkbox"/>	<input type="checkbox"/>	<input type="checkbox"/>	
4.22	Site cleanliness and appropriate waste management training had provided for the site workers.	<input type="checkbox"/>	<input checked="" type="checkbox"/>	<input type="checkbox"/>	<input type="checkbox"/>	<input type="checkbox"/>	
4.23	Contaminated sediments will managed according to WBTC No.12/2000 and EWTB TC(W) No. 34/2002.	<input type="checkbox"/>	<input checked="" type="checkbox"/>	<input type="checkbox"/>	<input type="checkbox"/>	<input type="checkbox"/>	
Section 5: Landscape & Visual							
5.01	Are retained and transplanted trees in health condition?	<input checked="" type="checkbox"/>	<input checked="" type="checkbox"/>	<input type="checkbox"/>	<input type="checkbox"/>	<input type="checkbox"/>	

Note:	Not Obs.: Not Observed; Yes: Compliance; No: Non-Compliance; Follow Up: Observations requiring follow-up actions N/A: Not Applicable	Not Obs.	Yes	No	Follow Up	N/A	Photo/Remarks
5.02	Are retained and transplanted trees properly protected?	<input type="checkbox"/>	<input checked="" type="checkbox"/>	<input type="checkbox"/>	<input type="checkbox"/>	<input type="checkbox"/>	Refer to Monthly EM&A report - Appendix M
5.03	Are surgery works carried out for the damaged trees?	<input checked="" type="checkbox"/>	<input type="checkbox"/>	<input type="checkbox"/>	<input type="checkbox"/>	<input type="checkbox"/>	
5.04	Is damage to trees outside site boundary due to construction activities avoided?	<input type="checkbox"/>	<input checked="" type="checkbox"/>	<input type="checkbox"/>	<input type="checkbox"/>	<input type="checkbox"/>	
5.05	Is the night-time lighting controlled to minimize glare to sensitive receivers?	<input type="checkbox"/>	<input checked="" type="checkbox"/>	<input type="checkbox"/>	<input type="checkbox"/>	<input type="checkbox"/>	
Section 7: Others							
7.01	Are relevant Environmental Permits posted at all vehicle site entrances/exits?	<input type="checkbox"/>	<input checked="" type="checkbox"/>	<input type="checkbox"/>	<input type="checkbox"/>	<input type="checkbox"/>	
7.02	Are the warning sign or larvicidal oil record shown clearly at the construction site?	<input type="checkbox"/>	<input checked="" type="checkbox"/>	<input type="checkbox"/>	<input type="checkbox"/>	<input type="checkbox"/>	

(Yung Shue Wan)

Remarks

Findings of Site Inspection (20 March 2012):

Follow up:

NO environmental issue was observed during site inspection.

IEC's representative RE's representative ET's representative EO's representative Contractor's representative

() () () () ()

[Handwritten signatures and names: C.C. Chong, N. Wong, H.S. Gung]

Project: TCS/00512/09
Construction of Sewage Treatment Works at Yung Shue Wan and Sok Kwu Wan

Inspected by
 ETL/ ET's Representative: Ray Cheung
 RE's Representative: C.C. Cheung
 Contractor's Representative: Edwin Leung
 IEC's Representative: _____

Checklist No. TCS512A-

Date: 27-3-2012

Time: 11am

PART A: GENERAL INFORMATION

Weather: Sunny Fine Cloudy Rainy

Temperature: _____ °C

Humidity: High Moderate Low

Wind: Strong Breeze Light Calm

Environmental Permit No.

EP- 282/2007

Area Inspected
 1 Yung Shue Wan

PART B: SITE AUDIT

Note:	Not Obs.	Yes	No	Follow Up	N/A	Photo/Remarks
Section 1: Water Quality						
1.01 Is an effluent discharge license obtained for the Project?	<input type="checkbox"/>	<input checked="" type="checkbox"/>	<input type="checkbox"/>	<input type="checkbox"/>	<input type="checkbox"/>	
1.02 Is the effluent discharged in accordance with the discharge licence?	<input type="checkbox"/>	<input checked="" type="checkbox"/>	<input type="checkbox"/>	<input type="checkbox"/>	<input type="checkbox"/>	
1.03 Is the discharge of turbid water avoided?	<input type="checkbox"/>	<input checked="" type="checkbox"/>	<input type="checkbox"/>	<input type="checkbox"/>	<input type="checkbox"/>	
1.04 Are there proper desilting facilities in the drainage systems to reduce SS levels in effluent?	<input type="checkbox"/>	<input checked="" type="checkbox"/>	<input type="checkbox"/>	<input type="checkbox"/>	<input type="checkbox"/>	
1.05 Are there channels, sandbags or bunds to direct surface run-off to sedimentation tanks?	<input type="checkbox"/>	<input checked="" type="checkbox"/>	<input type="checkbox"/>	<input type="checkbox"/>	<input type="checkbox"/>	
1.06 Are there any perimeter channels provided at site boundaries to intercept storm runoff from crossing the site?	<input type="checkbox"/>	<input checked="" type="checkbox"/>	<input type="checkbox"/>	<input type="checkbox"/>	<input type="checkbox"/>	
1.07 Is drainage system well maintained?	<input type="checkbox"/>	<input type="checkbox"/>	<input type="checkbox"/>	<input type="checkbox"/>	<input type="checkbox"/>	
1.08 As excavation proceeds, are temporary access roads protected by crushed stone or gravel?	<input type="checkbox"/>	<input checked="" type="checkbox"/>	<input type="checkbox"/>	<input type="checkbox"/>	<input type="checkbox"/>	
1.09 Are temporary exposed slopes properly covered?	<input type="checkbox"/>	<input checked="" type="checkbox"/>	<input type="checkbox"/>	<input type="checkbox"/>	<input type="checkbox"/>	
1.10 Are earthworks final surfaces well compacted or protected?	<input type="checkbox"/>	<input checked="" type="checkbox"/>	<input type="checkbox"/>	<input type="checkbox"/>	<input type="checkbox"/>	
1.11 Are manholes adequately covered or temporarily sealed?	<input type="checkbox"/>	<input checked="" type="checkbox"/>	<input type="checkbox"/>	<input type="checkbox"/>	<input type="checkbox"/>	
1.12 Are there any procedures and equipment for rainstorm protection?	<input type="checkbox"/>	<input checked="" type="checkbox"/>	<input type="checkbox"/>	<input type="checkbox"/>	<input type="checkbox"/>	
1.13 Are wheel washing facilities well maintained?	<input type="checkbox"/>	<input checked="" type="checkbox"/>	<input type="checkbox"/>	<input type="checkbox"/>	<input type="checkbox"/>	
1.14 Is runoff from wheel washing facilities avoided?	<input type="checkbox"/>	<input checked="" type="checkbox"/>	<input type="checkbox"/>	<input type="checkbox"/>	<input type="checkbox"/>	
1.15 Are there toilets provided on site?	<input type="checkbox"/>	<input checked="" type="checkbox"/>	<input type="checkbox"/>	<input type="checkbox"/>	<input checked="" type="checkbox"/>	
1.16 Are toilets properly maintained?	<input type="checkbox"/>	<input type="checkbox"/>	<input type="checkbox"/>	<input type="checkbox"/>	<input checked="" type="checkbox"/>	
1.17 Are the vehicle and plant servicing areas paved and located within roofed areas?	<input type="checkbox"/>	<input checked="" type="checkbox"/>	<input type="checkbox"/>	<input type="checkbox"/>	<input type="checkbox"/>	
1.18 Is the oil/grease leakage or spillage avoided?	<input type="checkbox"/>	<input checked="" type="checkbox"/>	<input type="checkbox"/>	<input type="checkbox"/>	<input type="checkbox"/>	
1.19 Are there any measures to prevent leaked oil from entering the drainage system?	<input type="checkbox"/>	<input checked="" type="checkbox"/>	<input type="checkbox"/>	<input type="checkbox"/>	<input type="checkbox"/>	
1.20 Are there any measures to collect spilt cement and concrete washings during concreting works?	<input type="checkbox"/>	<input checked="" type="checkbox"/>	<input type="checkbox"/>	<input type="checkbox"/>	<input type="checkbox"/>	
1.21 Are there any oil interceptors/grease traps in the drainage systems for vehicle and plant servicing areas, canteen kitchen, etc?	<input type="checkbox"/>	<input checked="" type="checkbox"/>	<input type="checkbox"/>	<input type="checkbox"/>	<input type="checkbox"/>	
1.22 Are the oil interceptors/grease traps maintained properly?	<input type="checkbox"/>	<input checked="" type="checkbox"/>	<input type="checkbox"/>	<input type="checkbox"/>	<input type="checkbox"/>	

Note:	Not Obs.	Yes	No	Follow Up	N/A	Photo/Remarks
1.23 Is used bentonite recycled where appropriate?	<input type="checkbox"/>	<input type="checkbox"/>	<input type="checkbox"/>	<input type="checkbox"/>	<input checked="" type="checkbox"/>	
1.24 Designated settlement area for runoff/wheel wash waste is provide and located at the streambed with 1-2m deep, 12m long and around 50m3 capacities for sedimentation.	<input type="checkbox"/>	<input type="checkbox"/>	<input type="checkbox"/>	<input type="checkbox"/>	<input checked="" type="checkbox"/>	
1.25 No excavation is undertaken in the settlement area.	<input type="checkbox"/>	<input type="checkbox"/>	<input type="checkbox"/>	<input type="checkbox"/>	<input checked="" type="checkbox"/>	
1.26 Concreting wastes water should be neutralized below the pH Action Levels before discharge.	<input type="checkbox"/>	<input checked="" type="checkbox"/>	<input type="checkbox"/>	<input type="checkbox"/>	<input type="checkbox"/>	
1.27 Mobile toilets should provide on site and located away the stream course.	<input type="checkbox"/>	<input type="checkbox"/>	<input type="checkbox"/>	<input type="checkbox"/>	<input checked="" type="checkbox"/>	
1.28 License collector should be employed for handling the sewage of mobile toilet.	<input type="checkbox"/>	<input type="checkbox"/>	<input type="checkbox"/>	<input type="checkbox"/>	<input checked="" type="checkbox"/>	
1.29 Is ponding /stand water avoided?	<input type="checkbox"/>	<input checked="" type="checkbox"/>	<input type="checkbox"/>	<input type="checkbox"/>	<input type="checkbox"/>	
Section 2: Air Quality						
2.01 Are there wheel washing facilities with high pressure jets provided at every vehicle exit point?	<input type="checkbox"/>	<input checked="" type="checkbox"/>	<input type="checkbox"/>	<input type="checkbox"/>	<input type="checkbox"/>	
2.02 Are vehicles washed to remove any dusty materials from their bodies and wheels before leaving construction sites?	<input type="checkbox"/>	<input checked="" type="checkbox"/>	<input type="checkbox"/>	<input type="checkbox"/>	<input type="checkbox"/>	
2.03 Are the excavated materials sprayed with water during handling?	<input type="checkbox"/>	<input checked="" type="checkbox"/>	<input type="checkbox"/>	<input type="checkbox"/>	<input type="checkbox"/>	
2.04 Are stockpiles of dusty materials sprayed with water, covered or placed in sheltered areas?	<input type="checkbox"/>	<input checked="" type="checkbox"/>	<input type="checkbox"/>	<input type="checkbox"/>	<input type="checkbox"/>	
2.05 Is the exposed earth properly treated within six months after the last construction activities?	<input type="checkbox"/>	<input checked="" type="checkbox"/>	<input type="checkbox"/>	<input type="checkbox"/>	<input type="checkbox"/>	
2.06 Are the access roads sprayed with water to maintain the entire road surface wet or paved?	<input type="checkbox"/>	<input checked="" type="checkbox"/>	<input type="checkbox"/>	<input type="checkbox"/>	<input type="checkbox"/>	
2.07 Is the surface where any drilling, cutting, polishing or breaking operation continuously sprayed with water?	<input type="checkbox"/>	<input checked="" type="checkbox"/>	<input type="checkbox"/>	<input type="checkbox"/>	<input type="checkbox"/>	
2.08 Is the load on vehicles covered entirely by clean impervious sheeting?	<input type="checkbox"/>	<input checked="" type="checkbox"/>	<input type="checkbox"/>	<input type="checkbox"/>	<input type="checkbox"/>	
2.09 Is the loading of materials to a level higher than the side and tail boards during transportation by vehicles avoided?	<input type="checkbox"/>	<input checked="" type="checkbox"/>	<input type="checkbox"/>	<input type="checkbox"/>	<input type="checkbox"/>	
2.10 Is the road leading to the construction site within 30m of the vehicle entrance kept clear of dusty materials?	<input type="checkbox"/>	<input checked="" type="checkbox"/>	<input type="checkbox"/>	<input type="checkbox"/>	<input type="checkbox"/>	
2.11 Is dark smoke emission from plant/equipment avoided?	<input type="checkbox"/>	<input checked="" type="checkbox"/>	<input type="checkbox"/>	<input type="checkbox"/>	<input type="checkbox"/>	
2.12 Are de-bagging, batching and mixing processes carried out in sheltered areas during the use of bagged cement?	<input type="checkbox"/>	<input checked="" type="checkbox"/>	<input type="checkbox"/>	<input type="checkbox"/>	<input type="checkbox"/>	
2.13 Are site vehicles travelling within the speed limit not more than 15km/hour?	<input type="checkbox"/>	<input checked="" type="checkbox"/>	<input type="checkbox"/>	<input type="checkbox"/>	<input type="checkbox"/>	
2.14 Are hoardings of not less than 2.4m high provided along the site boundary, which adjoins areas accessible to the public?	<input type="checkbox"/>	<input checked="" type="checkbox"/>	<input type="checkbox"/>	<input type="checkbox"/>	<input type="checkbox"/>	
2.15 Is open burning avoided?	<input type="checkbox"/>	<input checked="" type="checkbox"/>	<input type="checkbox"/>	<input type="checkbox"/>	<input type="checkbox"/>	
2.16 Excavated materials from the stream must remove form site on the same day. The materials shall be stored in covered impermeable skips awaiting removal from site.	<input type="checkbox"/>	<input checked="" type="checkbox"/>	<input type="checkbox"/>	<input type="checkbox"/>	<input type="checkbox"/>	
Section 3: Noise						
3.01 Are noisy equipment and activities positioned as far as practicable from the sensitive receivers?	<input type="checkbox"/>	<input checked="" type="checkbox"/>	<input type="checkbox"/>	<input type="checkbox"/>	<input type="checkbox"/>	
3.02 Is silenced equipment adopted?	<input type="checkbox"/>	<input checked="" type="checkbox"/>	<input type="checkbox"/>	<input type="checkbox"/>	<input type="checkbox"/>	
3.03 Is idle equipment turned off or throttled down?	<input type="checkbox"/>	<input checked="" type="checkbox"/>	<input type="checkbox"/>	<input type="checkbox"/>	<input type="checkbox"/>	
3.04 Are all plant and equipment well maintained and in good condition?	<input type="checkbox"/>	<input checked="" type="checkbox"/>	<input type="checkbox"/>	<input type="checkbox"/>	<input type="checkbox"/>	
3.05 Are noise barriers or enclosures provided at areas where construction activities cause noise impact on sensitive receivers?	<input type="checkbox"/>	<input checked="" type="checkbox"/>	<input type="checkbox"/>	<input type="checkbox"/>	<input type="checkbox"/>	
3.06 Are hand held breakers fitted with valid noise emission labels during operation?	<input type="checkbox"/>	<input checked="" type="checkbox"/>	<input type="checkbox"/>	<input type="checkbox"/>	<input type="checkbox"/>	
3.07 Are air compressors fitted with valid noise emission labels during operation?	<input type="checkbox"/>	<input checked="" type="checkbox"/>	<input type="checkbox"/>	<input type="checkbox"/>	<input type="checkbox"/>	
3.08 Are flaps and panels of mechanical equipment closed during operation?	<input type="checkbox"/>	<input checked="" type="checkbox"/>	<input type="checkbox"/>	<input type="checkbox"/>	<input type="checkbox"/>	

Note:	Not Obs.: Not Observed; Yes: Compliance; No: Non-Compliance; Follow Up: Observations requiring follow-Up actions N/A: Not Applicable	Not Obs.	Yes	No	Follow Up	N/A	Photo/Remarks
3.09	Are Construction Noise Permit(s) applied for percussive piling works?	<input type="checkbox"/>	<input checked="" type="checkbox"/>	<input type="checkbox"/>	<input type="checkbox"/>	<input type="checkbox"/>	
3.10	Are Construction Noise Permit(s) applied for general construction works during restricted hours?	<input type="checkbox"/>	<input checked="" type="checkbox"/>	<input type="checkbox"/>	<input type="checkbox"/>	<input type="checkbox"/>	
3.11	Are valid Construction Noise Permit(s) posted at site entrances?	<input type="checkbox"/>	<input checked="" type="checkbox"/>	<input type="checkbox"/>	<input type="checkbox"/>	<input type="checkbox"/>	
3.12	Use of quiet plant had been used on site to minimise the construction noise impact to the surrounding residences/dwellings (Level 1 mitigation measures).	<input type="checkbox"/>	<input checked="" type="checkbox"/>	<input type="checkbox"/>	<input type="checkbox"/>	<input type="checkbox"/>	
3.13	Temporary/Moveable noise barrier or site hoarding are provide or erect at the site boundary to minimise the noise impact of the closest NSRs or stationary equipments shield by the noise barrier which cannot visible from NSRs (Level 2 mitigation measure)	<input type="checkbox"/>	<input type="checkbox"/>	<input type="checkbox"/>	<input type="checkbox"/>	<input checked="" type="checkbox"/>	
3.14	Temporary/Moveable noise barrier equal to or more than 3m height with 10kg/m2 are provide for noise mitigation measures (Level 2 mitigation measures).	<input type="checkbox"/>	<input type="checkbox"/>	<input type="checkbox"/>	<input type="checkbox"/>	<input checked="" type="checkbox"/>	
Section 4: Waste/Chemical Management							
4.01	Waste Management Plan had been submit to Engineer for approval.	<input type="checkbox"/>	<input checked="" type="checkbox"/>	<input type="checkbox"/>	<input type="checkbox"/>	<input type="checkbox"/>	
4.02	Are receptacles available for general refuse collection?	<input type="checkbox"/>	<input checked="" type="checkbox"/>	<input type="checkbox"/>	<input type="checkbox"/>	<input type="checkbox"/>	
4.03	Is general refuse sorting or recycling implemented?	<input type="checkbox"/>	<input checked="" type="checkbox"/>	<input type="checkbox"/>	<input type="checkbox"/>	<input type="checkbox"/>	
4.04	Is general refuse disposed of properly and regularly?	<input type="checkbox"/>	<input checked="" type="checkbox"/>	<input type="checkbox"/>	<input type="checkbox"/>	<input type="checkbox"/>	
4.05	Is the Contractor registered as a chemical waste producer?	<input type="checkbox"/>	<input checked="" type="checkbox"/>	<input type="checkbox"/>	<input type="checkbox"/>	<input type="checkbox"/>	
4.06	Are the chemical waste containers and storage area properly labelled?	<input type="checkbox"/>	<input checked="" type="checkbox"/>	<input type="checkbox"/>	<input type="checkbox"/>	<input type="checkbox"/>	
4.07	Are the chemical wastes stored in proper storage areas?	<input type="checkbox"/>	<input checked="" type="checkbox"/>	<input type="checkbox"/>	<input type="checkbox"/>	<input type="checkbox"/>	
4.08	Is the chemical container or equipment provided with drip tray?	<input type="checkbox"/>	<input checked="" type="checkbox"/>	<input type="checkbox"/>	<input type="checkbox"/>	<input type="checkbox"/>	
4.09	Is the chemical waste storage area used for storage of chemical waste only?	<input type="checkbox"/>	<input checked="" type="checkbox"/>	<input type="checkbox"/>	<input type="checkbox"/>	<input type="checkbox"/>	
4.10	Are incompatible chemical wastes stored in different areas?	<input type="checkbox"/>	<input checked="" type="checkbox"/>	<input type="checkbox"/>	<input type="checkbox"/>	<input type="checkbox"/>	
4.11	Are the chemical wastes disposed of by licensed collectors?	<input type="checkbox"/>	<input checked="" type="checkbox"/>	<input type="checkbox"/>	<input type="checkbox"/>	<input type="checkbox"/>	
4.12	Are trip tickets for chemical wastes disposal available for inspection?	<input type="checkbox"/>	<input checked="" type="checkbox"/>	<input type="checkbox"/>	<input type="checkbox"/>	<input type="checkbox"/>	
4.13	Are chemical/fuel storage areas bounded?	<input type="checkbox"/>	<input checked="" type="checkbox"/>	<input type="checkbox"/>	<input type="checkbox"/>	<input type="checkbox"/>	
4.14	Are designated areas identified for storage and sorting of construction wastes?	<input type="checkbox"/>	<input checked="" type="checkbox"/>	<input type="checkbox"/>	<input type="checkbox"/>	<input type="checkbox"/>	
4.15	Are construction wastes sorted (inert and non-inert) on site?	<input type="checkbox"/>	<input checked="" type="checkbox"/>	<input type="checkbox"/>	<input type="checkbox"/>	<input type="checkbox"/>	
4.16	Are construction wastes reused?	<input type="checkbox"/>	<input checked="" type="checkbox"/>	<input type="checkbox"/>	<input type="checkbox"/>	<input type="checkbox"/>	
4.17	Are construction wastes disposed of properly?	<input type="checkbox"/>	<input checked="" type="checkbox"/>	<input type="checkbox"/>	<input type="checkbox"/>	<input type="checkbox"/>	
4.18	Are site hoardings and signboards made of durable materials instead of timber?	<input type="checkbox"/>	<input checked="" type="checkbox"/>	<input type="checkbox"/>	<input type="checkbox"/>	<input type="checkbox"/>	
4.19	Is trip ticket system implemented for the disposal of construction wastes and records available for inspection?	<input type="checkbox"/>	<input checked="" type="checkbox"/>	<input type="checkbox"/>	<input type="checkbox"/>	<input type="checkbox"/>	
4.20	Are appropriate procedures followed if contaminated material exists?	<input type="checkbox"/>	<input checked="" type="checkbox"/>	<input type="checkbox"/>	<input type="checkbox"/>	<input type="checkbox"/>	
4.21	Is relevant license/ permit for disposal of construction waste or excavated materials available for inspection?	<input type="checkbox"/>	<input checked="" type="checkbox"/>	<input type="checkbox"/>	<input type="checkbox"/>	<input type="checkbox"/>	
4.22	Site cleanliness and appropriate waste management training had provided for the site workers.	<input type="checkbox"/>	<input checked="" type="checkbox"/>	<input type="checkbox"/>	<input type="checkbox"/>	<input type="checkbox"/>	
4.23	Contaminated sediments will managed according to WBTC No.12/2000 and EWTB TC(W) No. 34/2002.	<input type="checkbox"/>	<input type="checkbox"/>	<input type="checkbox"/>	<input type="checkbox"/>	<input checked="" type="checkbox"/>	
Section 5: Landscape & Visual							
5.01	Are retained-and transplanted trees in health condition?	<input type="checkbox"/>	<input type="checkbox"/>	<input type="checkbox"/>	<input type="checkbox"/>	<input checked="" type="checkbox"/>	

Note:	Not Obs.	Yes	No	Follow Up	N/A	Photo/Remarks
Not Obs.: Not Observed; Yes: Compliance; No: Non-Compliance; Follow Up: Observations requiring follow-up actions N/A: Not Applicable						
5.02 Are retained and transplanted trees properly protected?	<input type="checkbox"/>	<input type="checkbox"/>	<input type="checkbox"/>	<input type="checkbox"/>	<input checked="" type="checkbox"/>	Refer to Monthly EM&A report - Appendix M
5.03 Are surgery works carried out for the damaged trees?	<input type="checkbox"/>	<input type="checkbox"/>	<input type="checkbox"/>	<input type="checkbox"/>	<input checked="" type="checkbox"/>	
5.04 Is damage to trees outside site boundary due to construction activities avoided?	<input type="checkbox"/>	<input checked="" type="checkbox"/>	<input type="checkbox"/>	<input type="checkbox"/>	<input type="checkbox"/>	
5.05 Is the night-time lighting controlled to minimize glare to sensitive receivers?	<input type="checkbox"/>	<input checked="" type="checkbox"/>	<input type="checkbox"/>	<input type="checkbox"/>	<input type="checkbox"/>	
Section 7: Others						
7.01 Are relevant Environmental Permits posted at all vehicle site entrances/exits?	<input type="checkbox"/>	<input checked="" type="checkbox"/>	<input type="checkbox"/>	<input type="checkbox"/>	<input type="checkbox"/>	
7.02 Are the warning sign or larvicidal oil record shown clearly at the construction site?	<input type="checkbox"/>	<input checked="" type="checkbox"/>	<input type="checkbox"/>	<input type="checkbox"/>	<input type="checkbox"/>	


(Yung Shue Wan)

Remarks

Findings of Site Inspection (27-3-2012): Follow up:

No environmental issue was observed during inspection

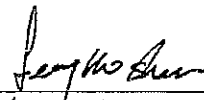
IEC's representative RE's representative ET's representative EO's representative Contractor's representative



(C.C. CHAN)



(Ray Cheung)



(H.S. Leung)

Appendix L

Implementation Schedule of Mitigation Measures

Implementation Schedule of Air Quality Measures

EIA Ref	EM&A Ref	Environmental Protection Measures*	Location / Timing	Implementation Agent	Implementation Stages**			Relevant Legislation & Guidelines
					D	C	O	
Construction Phase								
2.3.18	2.10.2	Adopting the following good site practices and follow the dust control requirements of the Air Pollution Control (Construction Dust) Regulation: <ul style="list-style-type: none"> • Stockpiles of imported material kept on site should be contained within hoardings, dampened and / or covered during dry and windy weather; • Material stockpiled alongside trenches should be covered with tarpaulins whenever works are close to village houses; • Water sprays should be used during the delivery and handling of cement, sands, aggregates and the like. • Any vehicle used for moving sands, aggregates and construction waste should have properly fitting side and tail boards. Materials should not be loaded to a level higher than the side and tail boards, and should be covered by a clean tarpaulin. 	Work site / during construction	All contractors		√		TM- EIAO, APCO, Air Pollution Control (Construction Dust) Regulation
2.10.3	Section 2	1 hour and 24 hour dust monitoring and site audit	Designated air monitoring locations / throughout construction period	Contractor/ Environmental Team		√		EM&A Manual

* All recommendations and requirements resulted during the course of EIA Process, including ACE and/or accepted public comment to the proposed project.

** D=Design, C=Construction, O=Operation

N/A Not applicable

Implementation Schedule of Noise Measures

EIA Ref	EM&A Ref	Environmental Protection Measures*	Location/Timing	Implementation Agent	Implementation Stages **			Relevant Legislation & Guidelines
					D	C	O	
Construction Phase								
2.4.16	3.8.2	Implementation of following measures during the sewer construction: <ul style="list-style-type: none"> • Use of quiet PME or method; • Restriction on the number plant (1 item for each type of plant); and • Good Site Practices <ul style="list-style-type: none"> ➤ Only well-maintained plant should be operated on-site and plant should be serviced regularly during the construction programme. ➤ Mobile plant, if any, should be sited as far away from NSRs as possible. ➤ Machines and plant (such as trucks) that may be in intermittent use should be shut down between work periods or should be throttled down to a minimum. ➤ Plant known to emit noise strongly in one direction should, wherever possible, be orientated so that the noise is directed away from the nearby NSRs. ➤ Material stockpiles and other structures should be effectively utilized, wherever practicable, in screening noise from on-site construction activities. 	Work site /during the construction of Sewer.	Contractor		√		EIAO-TM, NCO
2.10.5 to 2.10.9	Section 35	Noise monitoring	Designated noise monitoring locations / throughout construction period	Contractor/ Environmental Team		√		EM&A Manual

* All recommendations and requirements resulted during the course of EIA Process, including ACE and/or accepted public comment to the proposed project.

** D=Design, C=Construction, O=Operation

N/A Not applicable

Implementation Schedule of Water Quality Control Measures

EIA Ref	EM&A Ref	Environmental Protection Measures*	Location (duration /completion of measures)	Implementation Agent	Implementation Stages**			Relevant Legislation and Guidelines
					D	C	O	
Construction Phase								
2.5.23	4.12.1	No-dig method using Horizontal Directional Drilling (HDD) would be used for the installation of main portion of outfall pipes	Marine works site / During construction of submarine outfall	Contractor		√		
4.5.38	4.12.3	<p>Dredging Works</p> <p>Implementation of following measures during the dredging works:</p> <ul style="list-style-type: none"> dredging should be undertaken using closed grab dredgers with a maximum total production rate of 55m³/hr; deployment of 2-layer silt curtains with the first layer enclosing the grab and the second layer at around 50m from the dredging area while dredging works are in progress; dredging operation should be undertaken during ebb tide only; all vessels should be sized such that adequate clearance (i.e. minimum clearance of 0.6m) is maintained between vessels and the sea bed at all states of the tide to ensure that undue turbidity is not generated by turbulence from vessel movement or propeller wash; all pipe leakages should be repaired promptly and plant should not be operated with leaking pipes; excess material should be cleaned from the decks and exposed fittings of barges before the vessel is moved; adequate freeboard (i.e. minimum of 200mm) should be maintained on barges to ensure that decks are not washed by wave action; all barges should be fitted with tight fitting seals to their bottom openings to prevent leakage of material; loading of barges should be controlled to prevent splashing of dredged material to the surrounding water, and barges should not be filled to a level which will cause the overflow of materials or polluted water during loading or transportation; and 	Marine works site and at the identified water sensitive receivers/ During construction	Contractor		√		

EIA Ref	EM&A Ref	Environmental Protection Measures*	Location (duration /completion of measures)	Implementation Agent	Implementation Stages**			Relevant Legislation and Guidelines
					D	C	O	
		<ul style="list-style-type: none"> the decks of all vessels should be kept tidy and free of oil or other substances that might be accidentally or otherwise washed overboard. 						
2.5.39	4.12.4	<p><u>Construction Run-off and Drainage</u></p> <p>Implementation of the following site practices outlined in ProPECC PN 1/94 for “Construction Site Drainage”</p> <ul style="list-style-type: none"> Provision of perimeter channels to intercept storm-runoff from outside the site. These should be constructed in advance of site formation works and earthworks. Works programmes should be designed to minimize works areas at any one time, thus minimizing exposed soil areas and reducing the potential for increased siltation and runoff. Sand / silt removal facilities such as sand traps, silt traps and sediment basins should be provided to remove the sand / silt particles from run-off. These facilities should be properly and regularly maintained. These facilities should be carefully planned to ensure that they would be installed at appropriate locations to capture all surface water generated on site. Careful programming of the works to minimise soil excavation works during rainy seasons. Exposed soil surface should be protected by paving or hydroseeding as soon as possible to reduce the potential of soil erosion. Trench excavation should be avoided in the wet season, and if necessary, these should be excavated and backfilled in short sections. Open stockpiles of construction materials on site should be covered with tarpaulin or similar fabric 	Construction works sites	Contractor		√		ProPECC PN 1/94
2.5.39	4.12.5	<p><u>General Construction Activities</u></p> <ul style="list-style-type: none"> Debris and rubbish generated on-site should be collected, handled and disposed of properly to avoid entering the nearby coastal waters and stormwater drains. 	Construction works sites	Contractor		√		

EIA Ref	EM&A Ref	Environmental Protection Measures*	Location (duration /completion of measures)	Implementation Agent	Implementation Stages**			Relevant Legislation and Guidelines
					D	C	O	
		<ul style="list-style-type: none"> All fuel tanks and storage areas should be provided with locks and be sited on sealed areas, within bunds of a capacity equal to 110% of the storage capacity of the largest tank. Open drainage channels and culverts near the works areas should be covered to block the entrance of large debris and refuse. 						
2.5.39	4.12.6	<u>Wastewater Arising from Workforce</u> Portable toilets should be provided by the Contractors, where necessary, to handle sewage from the workforce. The Contractor should also be responsible for waste disposal and maintenance practices.	Construction works sites	Contractor		√		
2.10.10	Section 4	Water quality monitoring	Designated water monitoring locations/ throughout construction period	Contractor		√		EM&A Manual

* All recommendations and requirements resulted during the course of EIA Process, including ACE and/or accepted public comment to the proposed project.

** D=Design, C=Construction, O=Operation

N/A Not applicable

Implementation Schedule of Sediment Contamination Mitigation Measures

EIA Ref	EM&A Ref	Environmental Protection Measures*	Location / Timing	Implementation Agent	Implementation Stages**			Relevant Legislation & Guidelines
					D	C	O	
2.9.24	5.2.1	Carrying out Sediment Quality Investigation	Marine works site / prior to construction	DSD	√			WBTC No. 34/2002
2.9.23	5.2.1	Follow the requirement and procedures for dredged mud disposal specified under the WBTC No. 34/2002.	Marine works site / during dredging works	Contractor		√		WBTC No. 34/2002
2.9.23	5.2.2	Implement appropriate dredging methods which have been incorporated into the recommended water quality mitigation measures.	Marine works site, during dredging works	Contractor		√		
2.9.23	5.2.3	During the transportation and disposal of the dredged sediment, the following measures should be taken: <ul style="list-style-type: none"> • Bottom opening of barges should be fitted with tight fitting seals to prevent leakage of material. Excess material should be cleaned from the decks and exposed fittings of barges and hopper dredgers before the vessel is moved. • Monitoring of the barge loading should be conducted to ensure that loss of material does not take place during transportation. Transport barges or vessels should be equipped with automatic self monitoring devices as specified by the DEP. 	Marine works site and at the identified sensitive receivers	Contractor		√		

* All recommendations and requirements resulted during the course of EIA Process, including ACE and/or accepted public comment to the proposed project.

** D=Design, C=Construction, O=Operation

N/A Not applicable

Implementation Schedule of Solid Waste Management Measures

EIA Ref	EM&A Ref	Environmental Protection Measures*	Location / Timing	Implementation Agent	Implementation Stages **			Relevant Legislation & Guidelines
					D	C	O	
Construction Phase								
2.9.14	6.6.2	<u>Good site practices</u> <ul style="list-style-type: none"> Nomination of an approved person, such as a site manager, to be responsible for implementation of good site practices, arranging for collection and effective disposal to an appropriate facility, of all wastes generated at the site Training (proper waste management and chemical handling procedure) should be provided for site staffs Appropriate measures to minimize windblown litter and dust during transportation of waste by either covering trucks or by transporting wastes in enclosed containers. Provision of sufficient waste disposal points and regular collection for disposal. Separation of chemical wastes for special handling and appropriate treatment at the Chemical Waste Treatment Facility. Regular cleaning and maintenance programme for drainage systems, sumps and oil interceptors. Maintain records of the quantities of wastes generated, recycled and disposed. 	Work sites/During construction	Contractor		√		Waste Disposal Ordinance (Cap.54)
2.9.15	6.2.3	The Contractor will be required to open a billing account under the Construction Waste Disposal Charging Scheme, and to pay for disposal of all construction waste. The construction waste will be sent to a designated reception facility, which in this case will be YSW RTS, where drivers must present a valid chit for disposal of each load.	Work sites/During construction	Contractor		√		Waste disposal (Amendment) Ordinance 2004
2.9.16	6.2.4	Recommendations to achieve waste reduction include: <ul style="list-style-type: none"> segregation and storage of different types of waste in different containers, skips or stockpiles to enhance reuse or recycling of materials and their proper disposal; to encourage collection of aluminium cans by individual collectors, separate labelled bins should be provided to 	Work sites/During construction	Contractor		√		WBTC No. 4/98, 5/98

EIA Ref	EM&A Ref	Environmental Protection Measures*	Location / Timing	Implementation Agent	Implementation Stages **			Relevant Legislation & Guidelines
					D	C	O	
		segregate this waste from other general refuse generated by the work force; <ul style="list-style-type: none"> any unused chemicals or those with remaining functional capacity should be recycled; use of reusable non-timber formwork to reduce the amount of C&D material; prior to disposal of C&D waste, it is recommended that wood, steel and other metals should be separated for re-use and / or recycling to minimise the quantity of waste to be disposed of to landfill; proper storage and site practices to minimise the potential for damage or contamination of construction materials; and plan and stock construction materials carefully to minimise amount of waste generated and avoid unnecessary generation of waste. 						
2.9.18	6.2.5	<u>General Site Wastes</u> <ul style="list-style-type: none"> A collection area for construction site waste should be provided where waste can be stored prior to removal from site An enclosed and covered area for the collection of the waste is recommended to reduce 'wind blow' of light material 	Work sites/During construction	Contractor		√		Public Health and Municipal Services Ordinance (Cap. 132)
2.9.19	6.2.6 and 6.2.7	<u>Chemical Wastes</u> <ul style="list-style-type: none"> After use, chemical waste should be handled according to the Code of Practice on the Package, Labelling and Storage of Chemical Wastes Any unused chemicals or those with remaining functional capacity should be recycled Waste should be properly stored on site within suitably designed containers and should be collected by an approved licensed waste collectors for disposal at the Chemical Waste Treatment Facility or other licenced facility in accordance with the Waste Disposal (Chemical Waste) (General) Regulation under the Waste Disposal Ordance. 	Work sites/During construction	Contractor		√		Waste Disposal (Chemical Waste) (General) Regulation, Code of Practice on the Packaging Labelling and Storage of Chemical Wastes

EIA Ref	EM&A Ref	Environmental Protection Measures*	Location / Timing	Implementation Agent	Implementation Stages **			Relevant Legislation & Guidelines
					D	C	O	
		<ul style="list-style-type: none"> Any service shop and minor maintenance facilities should be located on hard standing within a bunded area, and sumps and oil interceptors should be provided. Maintenance of vehicles and equipment involving activities with potential for leakage and spillage should be undertaken within the designated areas equipped control these discharges 						
2.9.21 and 2.9.22	6.2.8 and 6.2.9	<p><u>Construction and Demolition Material</u></p> <ul style="list-style-type: none"> The C&D waste should be separated on-site into three categories: <ul style="list-style-type: none"> ➤ public fill, the inert portion of the C&D material (e.g. concrete and rubble), which should be re-used on-site or disposed of at a public filling area; ➤ C&D waste for re-use and / or recycling, the non-inert portion of the C&D material, (e.g. steel and other metals, woods, glass and plastic); ➤ C&D waste which cannot be re-used and / or recycled (e.g. wood, glass and plastic) Where possible, inert material should be re-used on-site Where practicable, steel and other metals should be separated for re-use and/or recycling prior to disposal of C&D material 	During all construction phases	Contractors		√		WBTC No. 4/98, 5/98, 21/2002, 25/99, 12/2000

* All recommendations and requirements resulted during the course of EIA Process, including ACE and/or accepted public comment to the proposed project.
** D=Design, C=Construction, O=Operation
N/A Not applicable

Implementation Schedule of Ecological Impact Measures

EIA Ref	EM&A Ref	Environmental Protection Measures*	Location / Timing	Implementation Agent	Implementation Stages			Relevant Legislation & Guidelines
					D	C	O	
Construction Phase								
2.10.11 and 2.10.12	7.2 and 7.3	Carry out monitoring of corals before, during and after marine works.	Work sites / during construction phase	Contractor		√		
2.6.45 to 2.6.48	7.6.1	Use horizontal directional drilling to avoid direct disturbance to corals	Marine works site / during dredging works	Contractor		√		
2.6.57 to 2.6.58	4.12.3	Deploying of 2-layer silt curtains with the first layer enclosing the grab and the second layer at around 50m from the dredging area while dredging works are in progress	All work sites / during construction phase	Contractor		√		
2.6.51	7.6.1	Fence off the slope stabilisation works area from surrounding shrubland and/ woodland, to prevent access to or disturbance of adjacent habitats. The works area should be as small as is possible, consistent with the requirements of the works.	STW/ During construction	Contractor		√		

* All recommendations and requirements resulted during the course of EIA Process, including ACE and/or accepted public comment to the proposed project.

** D=Design, C=Construction, O=Operation

N/A Not applicable

Implementation Schedule of Fisheries Impact Measures

EIA Ref	EM&A Ref	Environmental Protection Measures*	Location / Timing	Implementation Agent	Implementation Stages**			Relevant Legislation & Guidelines
					D	C	O	
2.5.37	4.12.4	Use of closed grab dredging and silt curtains around the immediate dredging area and low dredging rates as recommended in Water Quality of the EIA report	Marine works site, during dredging works	Contractor		√		TM on EIA Process

* All recommendations and requirements resulted during the course of EIA Process, including ACE and/or accepted public comment to the proposed project.
 ** D=Design, C=Construction, O=Operation
 N/A Not applicable

Implementation Schedule of Landscape and Visual Impact Measures

EIA Ref	EM&A Ref	Environmental Protection Measures*	Location / Timing	Implementation Agent	Implementation Stages **			Relevant Legislation & Guidelines
					D	C	O	
Construction Phase								
2.8.37	9.2.2	Careful and efficient transplanting of affected trees to temporary or final transplant location (the proposed tree to be transplanted is a semi-mature <i>Macaranga tanarius</i> and is located at the proposed Pumping Station P2 location).	All sites	Contractor		√		WBTC No. 14/2002
2.8.37	9.2.2	Short excavation and immediate backfilling sections upon completion of works to reduce active site area.	All sites	Contractor		√		
2.8.37	9.2.2	Screening of site construction works by use of hoarding that is appropriate to its site.	All sites	Contractor		√		WBTC No. 19/2001
2.8.37	9.2.2	Conservation of topsoil for reuse.	All sites	Contractor		√		
2.8.30	9.2.2	Night-time light source from marine fleets should be directed away from the residential units.	Outfall area.	Contractor		√		

* All recommendations and requirements resulted during the course of EIA Process, including ACE and/or accepted public comment to the proposed project.
 ** D=Design, C=Construction, O=Operation
 N/A Not applicable

Appendix M
Investigation Report
for the Air Quality Exceedance

To Mr. Vincent Chan **Fax No** 2982 1163

Company Leader Civil Engineering Corporation Ltd

From Nicola Hon **Date** 13 April 2012

Our Ref TCS00512/09/300/F0466(a) **No of Pages** 6 (Incl. cover sheet)

RE DSD Contract No. DC/2009/13 – Construction of Sewage Treatment Works at Yung Shue Wan and Sok Kwu Wan
Yung Shue Wan Portion Area –
Investigation Report for Exceedances of 24-hour TSP Action and Limit Levels at AC02b and AC04c on 20 March 2012
(NOE ref. TCS00512/09/300/F0457)

If you do not receive all pages, or transmission is illegible, please contact the originator on (852) 2959-6059 to re-send. Should this facsimile be sent to the wrong fax number, would receiver please destroy this copy and notify Action-United Environmental Services & Consulting immediately. Thank you.

As per the comments of IEC by e-mail on 13 April, this revised investigation report would be superseded the previous one ref.: TCS00512/09/300/F0466 dated 12 April 2012.

According to the construction information provided by the Contractor including recent e-mail of Mr. Ron Hung dated Wednesday, April 11, 2012 on the site environmental conditions, investigation of the exceedances of 24-hour TSP Action and Limit Levels at AC02b and AC04c on 20 March 2012 concludes that the exceedances were not related to the works under the Project. As no consecutive exceedances were recorded on the next monitoring date 26 March 2012, no remedial actions are required. Nevertheless, full implementation of the recommended environmental mitigation measures, in particular construction dust suppression measures during dusty construction activities including vehicle and construction plant movement, is strongly recommended under dry and windy conditions. Details are as follows:

1. With the implementation of the required construction dust suppression measures such as watering of haul roads and wheel washing prior to exit the site, major construction activities undertaken during the captioned exceedances i.e. continuation of construction of sewage treatment works comprising concreting; formwork erection; rebar bending and fixing; removal of scaffolding; plastering work and general site tidying, etc., were not dusty as shown by the TSP results before 20 March 2012 (i.e., monitoring dates of 2, 8 and 14 March). The air quality monitoring result for 1-hour and 24-hour TSP can be referred to Annex A for your study.
2. Excavation works for foundation was conducted without mitigation adjacent to AC02b and AC04c under a concurrent construction project. The un-mitigated excavation works was considered one of the sources attributable to the 24-hour TSP exceedances.
3. In addition, with neither watering nor covering, dusty construction materials were stockpiled inside the site of concurrent construction project, where High Volume Samplers (HVS) AC02b and AC04c were located within 40m and 20m of the stock piles respectively. The exposed stockpiles of dusty materials during the period of 19 to 23 March 2012 were another source attributable to the exceedances. According to the weather record from the Hong Kong Observatory, easterly winds are affecting the Hong Kong on 20 March. As a result, the monitoring result of AC02b is reasonably high than AC04c. (refer to Photo B2)
4. Dusty public road which leads to the current construction site was observed. The dusty road is highly possibly brought from the concurrent construction project during

transportation of the excavated material and stockpiles. The dusty road would be another source attributable to the exceedances. (refer to Photo B1)

5. In conclusion, the exceedances were not related to the works under the Project. As no consecutive exceedances were recorded on the next monitoring date, no remedial actions are required. Nevertheless, full implementation of the recommended environmental mitigation measures, in particular construction dust suppression measures during dusty construction activities including vehicle and construction plant movement, is strongly recommended under dry and windy conditions.

Please also find attached the annexes of below for your reference.

Annex A: Air Quality Monitoring Results in March 2012

Annex B: Photo record for the site of concurrent construction project in Yung Shue Wan

Annex C: Map for the Air Monitoring Locations and Active Construction Site in Yung Shue Wan

Annex D: Mitigation measures provided by the Contractor

Should you have any queries, please do not hesitate to contact the undersigned at Tel: 2959-6059 or via Fax: 2959-6079.

Yours Faithfully,

For and on Behalf of

Action-United Environmental Services & Consulting



Nicola Hon
Environmental Consultant

c.c.	SCJV (RE)	Attn: Mr. Neil Wong (fax: 2982 4129)
	Scott Wilson (IEC)	Attn: Mr. Rodney Ip (fax: 2428 9922)
	EPD (EPO)	Attn: Mr. Simon Ho (fax: 2835 1153)

Annex A: Air Quality Monitoring Results in March 2012

Table A1 Summary of 24-hour and 1-hour TSP Monitoring Results at AC02b

Date	24-hour TSP ($\mu\text{g}/\text{m}^3$)	1-hour TSP ($\mu\text{g}/\text{m}^3$)				
		Date	Start Time	1 st hour measured	2 nd hour measured	3 rd hour measured
2-Mar-12	69	7-Mar-12	9:30	31	34	33
8-Mar-12	93	13-Mar-12	14:02	171	179	170
14-Mar-12	127	19-Mar-12	15:00	238	243	241
20-Mar-12	285	24-Mar-12	12:15	231	267	278
26-Mar-12	58	29-Mar-12	12:05	221	257	243
31-Mar-12	282#					

Remark: **bold and underlined** indicated Limit Level exceedance

Action Level: $161 \mu\text{g}/\text{m}^3$

Limit Level $260 \mu\text{g}/\text{m}^3$

The exceedance on 31 Mar is undergone investigation and to be reported separately

Table A2 Summary of 24-hour and 1-hour TSP Monitoring Results at AC04c

Date	24-hour TSP ($\mu\text{g}/\text{m}^3$)	1-hour TSP ($\mu\text{g}/\text{m}^3$)				
		Date	Start Time	1st hour measured	2nd hour measured	3rd hour measured
2-Mar-12	Power failure	7-Mar-12	11:33	29	32	27
8-Mar-12	83	13-Mar-12	12:00	127	133	125
14-Mar-12	125	19-Mar-12	11:00	227	232	230
20-Mar-12	193	24-Mar-12	10:00	227	258	263
26-Mar-12	92	29-Mar-12	10:00	251	277	276
31-Mar-12	314#					

Remark: **bold and italic** indicated Action Level exceedance

bold and underlined indicated Limit Level exceedance

Action Level: $176 \mu\text{g}/\text{m}^3$

Limit Level $260 \mu\text{g}/\text{m}^3$

The exceedance on 31 Mar is undergone investigation and to be reported separately

Annex B: Photo record for the site of concurrent construction project in Yung Shue Wan

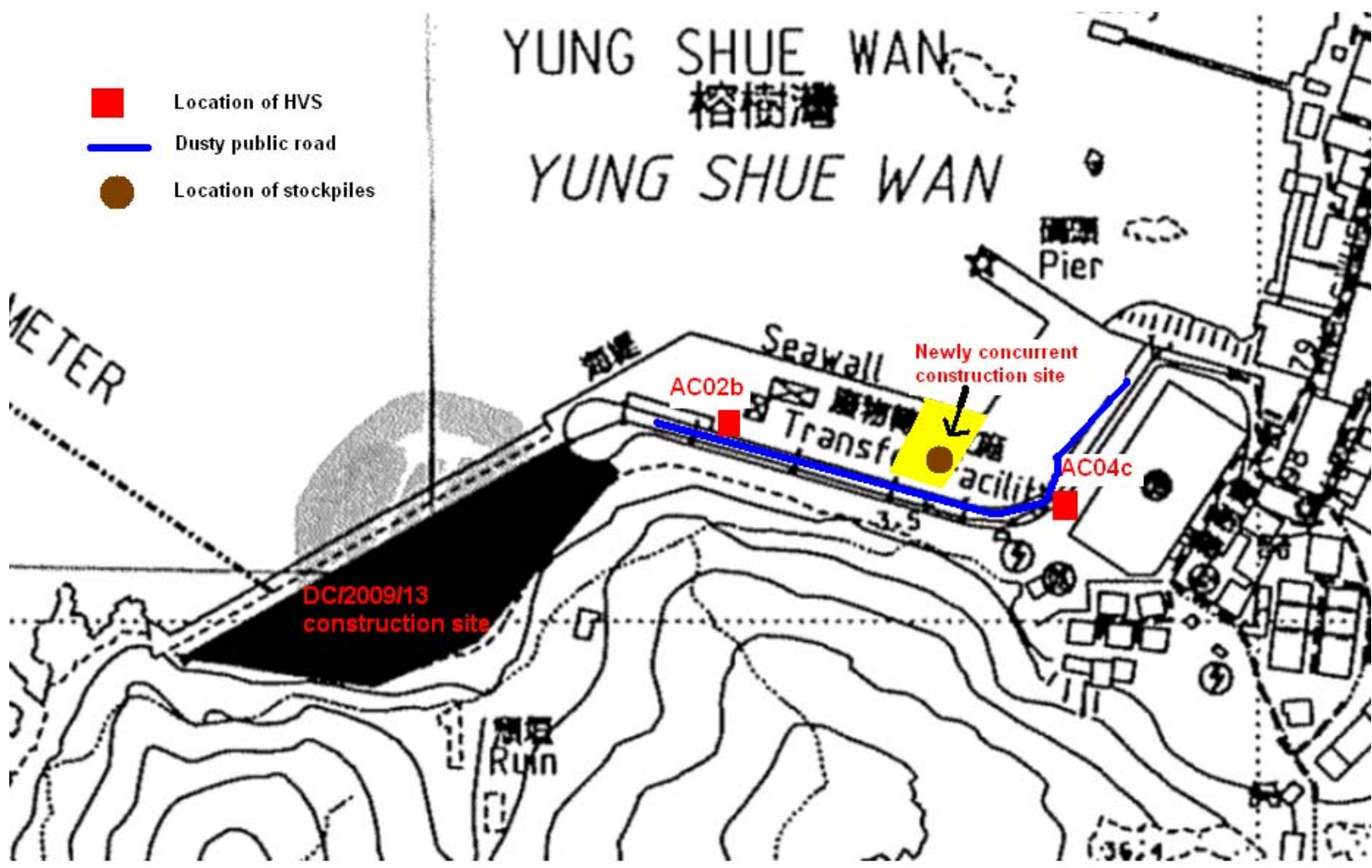


Photo B1: Dusty public road outside the site



Photo B2: Stockpiles inside the site

Annex C: Map for the Air Monitoring Locations and Active Construction Site in Yung Shue Wan



Annex D: Mitigation Measures provided by the Contractor

