

**Agreement No. CE
20/2004(EP) North
East New
Territories (NENT)
Landfill Extension**

Quarterly Environmental
Monitoring and Audit Report
(No. 2) – April to June 2023

2023-07-13

Our Ref.: CL/91823/0565-VES
Date: 19 July 2023

By Email

Veolia Environmental Services Hong Kong Limited
40/F, One Taikoo Place
979 King's Road
Quarry Bay
Hong Kong

Attn.: Mr. Colin Mitchell

**Meinhardt Infrastructure and
Environment Ltd**
邁進基建環保工程顧問有限公司

10/F Genesis
33-35 Wong Chuk Hang Road
Hong Kong
香港黃竹坑道33-35號
創協坊10樓

Tel 電話: +852 2858 0738
Fax 傳真: +852 2540 1580

mail@meinhardt.com.hk
www.meinhardt-china.com
www.meinhardtgroup.com

Dear Sir

Re: Contract No. EP/SP/77/15
North-East New Territories Landfill Extension (NENTX)
Quarterly Environmental Monitoring and Audit Report (No.2) –
April to June 2023

I refer to Section 2.6 to 2.10 and Section 12.3 of the Environmental Monitoring and Audit Manual, regarding the submission of a quarterly Environmental Monitoring and Audit report. I hereby verify the captioned "Quarterly Environmental Monitoring and Audit Report (No.2) – April to June 2023" dated 13 July 2023.

Should you have any queries, please do not hesitate to contact the undersigned at 2859 5409.

Yours faithfully
MEINHARDT INFRASTRUCTURE AND ENVIRONMENT LTD



Claudine Lee
Independent Environmental Checker

Aurecon Hong Kong Limited
Unit 1608, 16/F, Tower B,
Manulife Financial Centre,
223 – 231 Wai Yip Street, Kwun Tong
Hong Kong

T +852 3664 6888
F +852 3664 6999
E hongkong@aurecongroup.com
W aurecongroup.com

The Aurecon logo features a small green square above the letter 'a' in the word 'aurecon', which is written in a bold, dark grey sans-serif font.

Ref: P521530-0000-REP-NN-0063

19 July 2023

By Email

Meinhardt Infrastructure & Environment Ltd.
10/F Genesis
33-35 Wong Chuk Hand Road
Hong Kong

Attn: Ms. Claudine Lee,

Dear Claudine,

Re: Contract No. EP/SP/77/15
Northeast New Territories Landfill Extension
Quarterly Environmental Monitoring and Audit Report (No. 2) – April to June 2023

In accordance with the requirement specified in Section 2.6 to 2.10 & Section 12.3 of Environmental Monitoring and Audit (EM&A) Manual, we are pleased to submit the certified “Quarterly Environmental Monitoring and Audit Report (No. 2) – April to June 2023” dated 13 July 2023 for your verification.

Should you require any further information or clarification, please do not hesitate to contact the undersigned or our Mr. Keith Chau on 3664 6788.

Yours faithfully,
For and on behalf of
Aurecon Hong Kong Limited

A handwritten signature in blue ink, appearing to read 'Fredrick', is positioned above the printed name.

Fredrick Leong
Environmental Team Leader

Encl.

1. Quarterly Environmental Monitoring and Audit Report (No. 2) – April to June 2023

cc.

1. IEC - Ms. Claudine Lee (By email: claudinelee@meinhardt.com.hk)
2. IEC Representative – Ms. Echo Hung (By email: echohung@meinhardt.com.hk)

Document Control Record

Document prepared by:

Aurecon Hong Kong Limited

Unit 1608, 16/F, Tower B, Manulife Financial Centre,
223 – 231 Wai Yip Street, Kwun Tong, Kowloon
Hong Kong S. A. R.

T +852 3664 6888

F +852 3664 6999



E hongkong@aurecongroup.com

W aurecongroup.com

A person using Aurecon documents or data accepts the risk of:

- a) Using the documents or data in electronic form without requesting and checking them for accuracy against the original hard copy version.
- b) Using the documents or data for any purpose not agreed to in writing by Aurecon.

Document control						aurecon
Report title		Quarterly Environmental Monitoring and Audit Report (No. 2) – April to June 2023				
Document ID		Project number				
File path						
Client		Veolia Environmental Services Hong Kong Limited				
Client contact		Client reference				
Rev	Date	Revision details/status	Author	Reviewer	Verifier <small>(if required)</small>	Approver
0	13 July 2023	Submit to IEC	J Man	K.Chau		FL
Current revision		0				

Approval			
Reviewer's signature		Approver's signature	
Name	Keith Chau	Name	Fredrick Leong
Title	Associate, Environmental	Title	Environmental Team Leader

Contents

Executive Summary	1
1. Introduction	2
2. Project Information	4
3. Air Quality Monitoring	7
4 Noise Monitoring.....	12
5 Water Quality Monitoring	16
6 Waste Management	23
7 Landfill Gas Monitoring.....	24
8 Landscape and Visual	27
9 Cultural Heritage	28
10 Ecological Monitoring	29
11 Site Inspection and Audit.....	30
12 Environmental Non-conformance	35
13 Implementation Status on Environmental Mitigation Measures	37
14 Conclusion.....	38

Figure

Figure 1	Location of the Project Site
Figure 2	Impact Monitoring Locations
Figure 3	Landfill Gas Monitoring Locations

Appendix

Appendix A	Construction Programme
Appendix B	Construction Site Activities
Appendix C	Project Organization Chart & Management Structure
Appendix D	Detail Status of FEP & EP Submission
Appendix E	Graphical Presentations
Appendix F	Notification of Environmental Quality Limits Exceedance
Appendix G	Waste Flow Table
Appendix H	Environmental Mitigation Implementation Schedule (EMIS)
Appendix I	Mitigation Measures of Cultural Landscape Features
Appendix J	Cumulative complaint / enquiry log, Summaries of complaints and enquiries & Environmental complaint reports

Executive Summary

Aurecon Hong Kong Limited (Aurecon) was appointed to undertake the role of Environmental Team (ET) and carry out Environmental Monitoring and Audit for the North East New Territories (NENT) Landfill Extension.

The construction phase and EM&A programme of the Project commenced on 1 December 2022.

This 2nd Quarterly EM&A Report presents the EM&A works conducted from 1 April to 30 June 2023 in accordance with the EM&A Manual.

Summary of Construction Works undertaken during Report Period

The major construction works undertaken during the reporting period include:

Construction Activities Undertaken	Reporting Month		
	Apr 2023	May 2023	Jun 2023
- Material loading and unloading, site traffic	✓	✓	✓
- Permanent site office foundation works with pouring of concrete	✓	✓	✓
- Site clearance	✓	✓	✓
- Installation of permanent fencing	✓	✓	✓
- Site formation	✓	✓	✓
- Tree felling	✓	✓	✓

Environmental Exceedance

Air Quality, Noise & Landfill Gas Monitoring

No exceedance of the Action and Limit Levels were recorded at designated monitoring stations during the reporting period.

Surface Water Quality Monitoring

No exceedance of the Action Level was recorded at designated monitoring stations during the reporting period. 1 Turbidity exceedance of the Limit Level for surface water quality was recorded during the reporting period. The investigation results will be presented when the investigation of limit level exceedance of surface water quality is finished.

Environmental Non-conformance/Compliant/Summons and Prosecution

No non-compliance event & summons/prosecutions were recorded and received in this reporting period.

1 complaint & 1 enquiry were recorded on 14 June 2023 & 15 June 2023. The investigation results will be presented when the investigation was finished.

1. Introduction

1.1. Background

- 1.1.1. The North East New Territories Landfill Extension (the NENTX Project) is located adjacent to the existing North East New Territories (NENT) Landfill at Ta Kwu Ling. The extension site is located in a valley covering mainly the existing NENT Landfill Stockpile and Borrow Area that was formed to the east of the existing landfill as part of the original site development of the landfill, and layout plan shown in **Figure 1**.
- 1.1.2. The NENTX is a designated project. The Environmental Impact Assessment (EIA) Report (AEIAR-111/2007) and an Environmental Monitoring and Audit Manual were approved on 20 September 2007. The project is governed by an Environmental Permit (EP) (EP-292/2007) which was granted on 26 November 2007. A further of EP (FEP) was applied and the FEP (FEP-01/292/2007) was subsequently granted on 28 April 2022.
- 1.1.3. In accordance with the requirements specified in Section 2.6 to 2.10 and Section 12.3 of the approved Environmental Monitoring and Audit (EM&A) Manual, Quarterly EM&A report should be submitted to the Director of Environmental Protection (DEP) within 10 working days after the end of the reporting quarter. The submissions shall be certified by the Environmental Team (ET) Leader and verified by the Independent Environmental Checker (IEC).
- 1.1.4. The construction phase and EM&A programme of the Project commenced on 1 December 2022.

1.2. Nature, Scale and Scope of the captioned Designated Project

- 1.2.1 The Nature, Scale and Scope of the captioned Designated Project is presented in **Table 1-1**.

Table 1-1 Nature, Scale and Scope of the captioned Designated Project

Item(s)	Content
Nature of Designated Project	Construction and operation of a landfill for waste as defined in the “Waste Disposal Ordinance” (Cap. 354)
Scale and Scope of Designated Project	<p>The Project mainly consists of the followings: -</p> <p>Construction and operation of a landfill extension of about 70 hectares with a target void space of at least 19 million cubic metres on the eastern side of the existing NENT Landfill, including the followings: -</p> <ul style="list-style-type: none"> i. Site formation and preparation; ii. Installation of liner system; iii. Installation of leachate collection, treatment and disposal facilities; iv. Installation of gas collection, utilization and management facilities; v. Utilities provisions and drainage diversion; vi. Landfilling operation; vii. Restoration and aftercare in subsequent stages; and viii. Measures to mitigate environmental impacts as well as environmental monitoring and auditing to be implemented.

1.3. Purpose of this Report

- 1.3.1. This is the 2nd Quarterly EM&A Report which summarises the impact monitoring results and audit findings for the EM&A programme during the reporting period from 01 April to 30 June 2023.

1.4. Structure of the Report

- 1.4.1. The structure of the report is as follows:

Section 1 – Introduction

- details the background, purpose and structure of the report.

Section 2 – Project Information

- summarises background and scope of the Project, site description, project organization and contact details, construction programme, the construction works undertaken and the status of Environmental Permit(s)/License(s) during the reporting period.

Section 3 – Air Quality Monitoring

- Construction Dust

Section 4 – Noise Monitoring

Section 5 – Water Quality Monitoring

- Groundwater Monitoring
- Surface Water Monitoring

Section 6 – Waste Management

Section 7 – Landfill Gas Monitoring

Section 8 – Landscape and Visual

Section 9 – Cultural Heritage

Section 10 – Ecological Monitoring

Section 11 – Site Inspection and Audit

Section 12 – Environmental Non-Conformance

Section 13 – Implementation Status on Environmental Mitigation Measures

Section 14 – Conclusion

2. Project Information

2.1. Construction Activities

2.1.1. A summary of the major construction activities undertaken in this reporting period is shown in **Table 2-1**. Construction programme is illustrated in **Appendix A**. Detailed construction activities are summarized in **Appendix B**.

Table 2-1 Major Construction Activities Undertaken in the Reporting Period

Construction Activities Undertaken	Reporting Month		
	Apr 2023	May 2023	Jun 2023
- Material loading and unloading, site traffic	✓	✓	✓
- Permanent site office foundation works with pouring of concrete	✓	✓	✓
- Site clearance	✓	✓	✓
- Installation of permanent fencing	✓	✓	✓
- Site formation	✓	✓	✓
- Tree felling	✓	✓	✓

2.2. Project Organization & Management Structure

2.2.1. The Project Organization Chart & Management Structure are shown in **Appendix C**. The key personnel contact information is summarized in **Table 2-2**.

Table 2-2 Contact Information of Key Personnel

Party	Name	Contact Number
Contractor (Veolia Environmental Service Hong Kong Ltd.)	Ms. Kristy Wong	2902 5260
Independent Environmental Checker (IEC) (Meinhardt Infrastructure and Environment Ltd.)	Ms. Claudine Lee	2859 5409
Environmental Team Leader (ETL) (Aurecon Hong Kong Limited)	Mr. Fredrick Leong	3664 6888

2.3. Status of Submission required under the FEP & EP during reporting period

2.3.1. The status of statutory environmental compliance with the EP conditions under the EIAO, submission status under the FEP & EP during reporting period are presented in **Table 2-3**. The detail status of statutory environmental compliance with the EP conditions under the EIAO, submission status under the FEP & EP for NENTX project are shown in **Appendix D**.

Table 2-3 Status of Submissions required under the FEP & EP during reporting period

FEP Condition	EP Condition	Submission / Measures	Status
2.1	2.3	Management Organization of Main Construction Companies	Submitted
2.2	2.4	Setting up of Community Liaison Group	Community Liaison Group was set up.
2.3	2.5	Submission of EM&A Manual	Submitted
2.5	2.7	Submission of Vegetation Survey (Transplantation Proposal)	Submitted
2.6	2.8	Submission of translocation proposal	Submitted
2.7	2.9	Submission of Transplantation Report and Post-Transplantation Monitoring	Submitted 9 th monitoring (21 Apr 2023) 10 th monitoring (17 May 2023) 11 th monitoring (16 Jun 2023)
2.8	2.10	Submission of Translocation Report and Post-Translocation Monitoring	Translocation was carried out and the report submitted. 9 th monitoring (19 Apr 2023) 10 th monitoring (12 May 2023) 11 th monitoring (7 Jun 2023)
2.9	2.11	Submission of Detailed Landfill Gas Hazard Assessment Report	Submitted
2.10	2.12	Submission of Waste Management Plan	Submitted
3.2	3.2	Submission of Baseline Monitoring Report	Submitted
3.3	3.3	Submission of Monthly EM&A Report	5 th report (Apr 2023) 6 th report (May 2023) 7 th report (Jun 2023)

2.4. Status of Environmental Approval Document

2.4.1. A summary of the relevant valid permits, licences, and/or notifications on environmental protection for this Project since the granting of the EP is presented in **Table 2-4**.

Table 2-4 Summary of the relevant valid permits, licences, and/or notifications on environmental protection

Permit / Licenses / Notification	Reference	Expiry Date	Remark
Environmental Permit (EP)	EP-292/2007	Throughout the Contract	Permit granted on 26 November 2007
Further Environmental Permit (FEP)	FEP-210/2022	Throughout the Contract	Permit granted on 28 April 2022
Notification of Construction Works as required under Air Pollution Control (Construction Dust) Regulation	479809	Throughout the Construction Phase	Notified on 13 May 2022
Registration of Waste Producer under Waste Disposal Ordinance	7043692	Throughout the Contract	Registered on 13 April 2022
Registration as Chemical Waste Producer	5213-642-P1034-18	Throughout the Contract	Registered on 11 July 2022
Construction Noise Permit	GW-RN0299-23	22 June 2023	Permit granted on 21 March 2023
Construction Noise Permit	GW-RN0619-23	22 September 2023	Permit granted on 16 June 2023 (replaced the CNP No. GW-RN0299-23)
Effluent Discharge License under Water Pollution Control Ordinance	WT00042301-2022	31 October 2027	Permit granted on 18 October 2022 Variation of Licence (Permit granted on 7 February 2023)

3. Air Quality Monitoring

3.1 Construction Dust

3.1.1 Monitoring Requirement

3.1.1.1 In accordance with the EM&A Manual, 1-hr & 24-hr Total Suspended Particulates (TSP) levels should be measured at the designated air quality monitoring stations in every 6 days to ensure that any deteriorating air quality could be readily detected, and timely action shall be undertaken to rectify such situation. For 1-hr TSP monitoring, the sampling frequency of at least three times in every six-days should be undertaken when the highest dust impact occurs. The specific time to start and stop the 24-hr TSP monitoring shall be clearly defined for each location.

3.1.2 Monitoring Parameters, Frequency and Location

3.1.2.1 According to the EM&A Manual, three monitoring stations namely AM(D)1, AM(D)2 and AM(D)3 are selected for the impact monitoring.

3.1.2.2 A baseline monitoring plan has been submitted to IEC and EPD on 31 May 2022 including the proposal with justification of change of monitoring locations. Due to limited access to the original monitoring locations at AM(D)1, AM(D)2 and AM(D)3, the adjusted stations at AM1, AM2 and AM3 were agreed with IEC prior to the baseline and impact monitoring. The locations of adjusted dust monitoring locations are shown in **Figure 2**.

3.1.2.3 The locations of dust monitoring stations are shown in **Table 3-1**. The monitoring parameters, frequency and duration are shown in **Table 3-2**.

Table 3-1 Locations of Dust Monitoring Stations

Monitoring Station	Representative for	Monitoring Parameters
AM1	Tung Lo Hang	1-hr and 24-hr TSP
AM2	Heung Yuen Wai	1-hr and 24-hr TSP
AM3	Wo Keng Shan Tsuen	1-hr and 24-hr TSP

Remarks:

The contractor passed correspondence including original monitoring locations specified on the Approved EM&A Manual to the village representatives on 26 April 2022. After a meeting with Ta Kwu Ling District Rural Committee (RC) Chairman, representative from the RC and a few villagers on 1 May 2022, all the Village Heads of Wo Keng Shan Tsuen, Heung Yuen Wai and Lin Ma Hang verbally refused to accept our proposal for installation of dust and / or noise monitoring equipment within or next to their villages, for the baseline & impact monitoring.

AM(D)1 Tung Lo Hang, AM(D)2 Heung Yuen Wai, AM(D)3 Wo Keng Shan Tsuen are the air monitoring stations for the construction phase EM&A programme as identified in the approved EM&A Manual for the Project. The access to Tung Lo Hang, Heung Yuen Wai and Wo Keng Shan Tsuen were denied. A search for alternative air monitoring locations (AM1, AM2 & AM3) was carried out during the site visit.

The Baseline Monitoring Plan has been submitted to IEC and EPD including the proposal of change of monitoring locations on 31 May 2022. This arrangement was conducted between baseline and impact monitoring and has been agreed by the Independent Environmental Checker (IEC) and no comment received from EPD.

Due to the adjustment of the location of AM(D)1, AM(D)2 & AM(D)3 to AM1, AM2 & AM3, the measured air quality levels at AM1, AM2 & AM3 would represent the air quality levels at AM(D)1, AM(D)2 & AM(D)3.

Table 3-2 Dust Impact Monitoring Parameters, Frequency and Duration

Monitoring Station	Parameter	Frequency and Duration
AM1, AM2, AM3	1-hr TSP	At least 3 times per 6 days
	24-hr TSP	1 time per 6 days

3.1.3 Monitoring Results

3.1.3.1 The impact dust monitoring results are summarized in **Table 3-3** and **Table 3-4**. The graphical presentations of monitoring data are presented in **Appendix E**.

Table 3-3 Summary of Impact 1-hr TSP Monitoring Results

Dust Monitoring Station	Average 1-hr TSP Concentration, $\mu\text{g}/\text{m}^3$ (Range)			Action Level, $\mu\text{g}/\text{m}^3$	Limit Level, $\mu\text{g}/\text{m}^3$
	Apr 2023	May 2023	Jun 2023		
AM1	35 (19 – 55)	23 (15 – 40)	28 (15 – 38)	>285	>500
AM2	42 (31 – 76)	30 (15 – 43)	31 (21 – 45)	>279	>500
AM3	40 (23 – 54)	35 (26 – 49)	33 (21 – 45)	>285	>500

Table 3-4 Summary of Impact 24-hr TSP Monitoring Results

Dust Monitoring Station	Average 24-hr TSP Concentration, $\mu\text{g}/\text{m}^3$ (Range)			Action Level, $\mu\text{g}/\text{m}^3$	Limit Level, $\mu\text{g}/\text{m}^3$
	Apr 2023	May 2023	Jun 2023		
AM1	60 (34 – 112)	62 (28 – 106)	47 (28 – 95)	>164	>260
AM2	63 (37 – 111)	73 (53 – 87)	41 (32 – 54)	>152	>260
AM3	70 (40 – 151)	93 (29 – 121)	82 (43 – 130)	>163	>260

3.1.3.2 The Summary of Impact 1-hr & 24-hr TSP Exceedance are shown in **Table 3-5**.

Table 3-5 Summary of Impact 1-hr & 24-hr TSP Exceedance

Dust Monitoring Station	Parameter	1-hr TSP	Exceedance Count	Accumulate of project	24-hr TSP	Exceedance Count	Accumulate of project
	Level Exceedance						
AM1	Action	0	0	0	0	0	2*
	Limit	0	0	0	0	0	3*
AM2	Action	0	0	0	0	0	0
	Limit	0	0	0	0	0	0
AM3	Action	0	0	0	0	0	4*
	Limit	0	0	0	0	0	3*

Remarks: * equal to non-project related

3.1.3.3 No Action / Limit Level exceedance for 1-hr & 24-hr TSP impact monitoring at AM1, AM2 & AM3 was recorded during the reporting period. The Notification of Environmental Quality Limits Exceedances are presented in **Appendix F**.

3.1.4 Recommended Mitigation Measures

3.1.4.1 The recommended dust mitigation measures from EIA report are listed as followed:

- The contractor shall follow the procedures and requirements given in the Air Pollution Control (Construction Dust) Regulation.
- Dust emission from construction vehicle movement is confined within the worksites area.
- Watering facilities will be provided at every designated vehicular exit point.
- Good site practice is recommended during construction phase.

3.1.5 Event and Action Plan

3.1.5.1 Should non-compliance of the criteria occur, action in accordance with the action plan in **Table 3-6** shall be carried out.

Table 3-6 Event and Action Plan for dust impact

Event	ET	IEC	Contractor
Exceedance of Action Level			
Exceedance for one sample	<ul style="list-style-type: none"> Identify source Prepare Notification of Exceedance Inform IEC and Contractor Repeat measurement to confirm findings Increase monitoring frequency to daily if exceedance is due to the Project and continue until the monitoring results reduce to below action level 	<ul style="list-style-type: none"> Verify the Notification of Exceedance Check monitoring data submitted by ET and Contractor's working methods Discuss with ET and Contractor on proposed remedial measures 	<ul style="list-style-type: none"> Rectify any unacceptable practice Amend working methods if appropriate
Exceedance for two or more consecutive samples	<ul style="list-style-type: none"> Identify source Prepare Notification of Exceedance Inform Contractor and IEC Repeat measurements to confirm findings Increase monitoring frequency to daily if exceedance is due to the Project and continue until the monitoring results reduce to below action level Discuss with IEC for remedial action required Ensure remedial measures are properly implemented Continue monitoring at daily intervals if exceedance is due to the Project If no exceedance for 3 consecutive days, cease additional monitoring 	<ul style="list-style-type: none"> Verify the Notification of Exceedance Check monitoring data submitted by ET and Contractor's working methods Discuss with ET and Contractor on proposed remedial measures Review with analysed results submitted by ET Review the proposed remedial measures by Contractor Supervise the implementation of remedial measures 	<ul style="list-style-type: none"> Submit proposals for remedial actions to IEC within 3 working days of notification Implement the agreed proposals Amend proposal if appropriate

Event	ET	IEC	Contractor
Exceedance of Limit Level			
Exceedance for one sample	<ul style="list-style-type: none"> • Identify source • Prepare Notification of Exceedance • Inform IEC and Contractor • Repeat measurement to confirm findings • Increase monitoring frequency to daily if exceedance is due to the Project and continue until the monitoring results reduce to below limit level • Assess effectiveness of Contractor's remedial actions and keep EPD and IEC informed of the results 	<ul style="list-style-type: none"> • Verify the Notification of Exceedance • Check monitoring data submitted by ET and Contractor's working methods • Discuss with ET and Contractor potential remedial actions • Supervise the implementation of remedial measures 	<ul style="list-style-type: none"> • Take immediate action to avoid further exceedance • Submit proposals for remedial actions to IEC within 3 working days of notification • Implement the agreed proposals • Amend proposal if appropriate
Exceedance for two or more consecutive samples	<ul style="list-style-type: none"> • Identify source • Prepare Notification of Exceedance • Inform IEC and EPD the causes and actions taken for the exceedances • Discuss with IEC for remedial action required • Ensure remedial measures are properly implemented • Assess effectiveness of Contractor's remedial actions and keep IEC, EPD and informed of the results • Increase monitoring frequency to confirm findings • If exceedance stops, cease additional monitoring 	<ul style="list-style-type: none"> • Verify the Notification of Exceedance • Check monitoring data submitted by ET and Contractor's working methods • Discuss amongst ET and Contractor on the potential remedial actions. • Review Contractor's remedial actions whenever necessary to assure their effectiveness • Supervise the implementation of remedial measures 	<ul style="list-style-type: none"> • Take immediate action to avoid further exceedance • Submit proposals for remedial actions to IEC of notification • Implement the agreed proposals • Resubmit proposals if problem still not under control • Stop the relevant activity of works until the exceedance is abated

4 Noise Monitoring

4.1 Monitoring Requirement

4.1.1 In accordance with the EM&A manual, noise impact monitoring shall be carried out at 2 monitoring stations NM1 and NM2 once a week during normal construction working hour (0700-1900 Monday to Saturday). The minimum logging interval shall be 30 minutes with average of 6 consecutive Leq 5 mins. L10 and L90 shall also be measured at 5 mins intervals.

4.2 Monitoring Locations, Parameters and Frequency

4.2.1 According to the EM&A Manual, two monitoring stations namely NM1 and NM2 are selected for the impact monitoring.

4.2.2 A baseline monitoring plan has been submitted to IEC and EPD on 31 May 2022 including the proposal with justification of change of monitoring locations. Due to limited access to the original monitoring locations at NM1 and NM2, the adjusted stations at NM1a and NM2a were agreed with IEC prior to the baseline and impact monitoring. The noise monitoring locations are summarized in **Table 4-1** and shown in **Figure 2**. The frequency and duration are shown in **Table 4-2**.

Table 4-1 Noise Monitoring Locations

Monitoring Station	Representative for	Type of Measurement
NM1a	Wo Keng Shan Tsuen	Free field
NM2a	Lin Ma Hang	Free field

Remarks:

The contractor passed correspondence including original monitoring locations specified on the Approved EM&A Manual to the village representatives on 26 April 2022. After a meeting with Ta Kwu Ling District Rural Committee (RC) Chairman, representative from the RC and a few villagers on 1 May 2022, all the Village Heads of Wo Keng Shan Tsuen, Heung Yuen Wai and Lin Ma Hang verbally refused to accept our proposal for installation of dust and / or noise monitoring equipment within or next to their villages, for the baseline & impact monitoring.

NM1 Wo Keng Shan Tsuen & NM2 Lin Ma Hang are the noise monitoring stations for the construction phase EM&A programme as identified in the approved EM&A Manual for the Project. The access to Tung Lo Hang, Heung Yuen Wai and Wo Keng Shan Tsuen were denied. A search for alternative noise monitoring locations (NM1a & NM2a) was carried out during the site visit.

The Baseline Monitoring Plan has been submitted to IEC and EPD including the proposal of change of monitoring locations on 31 May 2022. This arrangement was conducted between baseline and impact monitoring and has been agreed by the Independent Environmental Checker (IEC) and no comments received from EPD. Noise measurement at NM1a & NM2a will be considered as free-field and a correction of +3dB(A) would be made to the noise monitoring results.

Due to the adjustment of the location of NM1 & NM2 to NM1a & NM2a, the measured noise levels at NM1 & NM2 would represent the noise levels at NM1 & NM2.

Table 4-2 Noise Monitoring Parameters, Frequency and Duration

Monitoring Station	Parameter	Frequency and Duration
NM1a and NM2a	L _{Aeq} (30mins) average of 6 consecutive L _{eq} (5min); L10 (5min) & L90 (5min)	once a week during normal construction working hour (0700-1900 Monday to Saturday)

4.3 Monitoring Results

4.3.1 The impact noise monitoring results are summarized in **Table 4-3**. The graphical presentations of monitoring data are presented in **Appendix E**.

Table 4-3 Summary of Noise Monitoring Results during normal working hours (07:00-19:00, Monday to Saturday)

Noise Monitoring Station	Average Leq, 30min, dB(A) (Range)			Action Level	Limit Level
	Apr 2023	May 2023	Jun 2023		
NM1a	56.8 (53.7 – 58.4)	57.4 (47.6 – 61.0)	58.6 (53.5 – 61.5)	When one documented complaint is received	>75dB(A)
NM2a	60.1 (52.8 – 65.4)	55.8 (48.4 – 58.0)	53.9 (48.5 – 57.7)		

Remark:

- (1) * A correction of +3 dB(A) was made to the free field measurements
- (2) If works are to be carried out during restricted hours, the conditions stipulated in the construction noise permit issued by the Noise Control Authority have to be followed.

4.3.2 No exceedance of Action and Limit Levels of construction noise was recorded during the reporting period. Therefore, there was no record of Notification of Environmental Quality Limits Exceedance in the **Appendix F**.

4.3.3 No particular observations are identified near the monitoring stations during the monitoring period.

4.4 Recommended Mitigation Measures

4.4.1 The recommended dust mitigation measures from EIA report are listed as followed:

1. Use of good site practices to limit noise emissions by considering the following:
 - Only well-maintained plant should be operated on-site and plant should be serviced regularly during the construction programme;
 - Machines and plant (such as trucks, cranes) that may be in intermittent use should be shut down between work periods or should be throttled down to a minimum;
 - Plant known to emit noise strongly in one direction, where possible, be orientated so that the noise is directed away from nearby NSRs;
 - Silencers or mufflers on construction equipment should be properly fitted and maintained during the construction works;

- Mobile plant should be sited as far away from NSRs as possible and practicable;
 - Material stockpiles, mobile container site office and other structures should be effectively utilised, where practicable, to screen noise from on-site construction activities.
2. Select “Quiet plants” which comply with the BS 5228 Part 1 or TM standards.

4.5 Event and Action Plan

- 4.5.1 Should non-compliance of the criteria occurs, action in accordance with the action plan in **Table 4-4** shall be carried out.

Table 4-4 Event and action plan for construction noise monitoring

Event	ET	IEC	Contractor
Exceedance of Action Level	<ul style="list-style-type: none"> Identify source, investigate the causes of exceedance Prepare Notification of Exceedance Inform IEC and Contractor Report the results of investigation to IEC, and Contractor Discuss with Contractor and IEC for formulate remedial measures Ensure remedial measures are properly implemented Have additional monitoring if exceedance is due to the Project. If exceedance stops, cease additional monitoring 	<ul style="list-style-type: none"> Verify the Notification of Exceedance Review the analysed results submitted by ET Discuss with ET, and Contractor on the potential remedial actions Review the proposed remedial measures Supervise the implementation of remedial measures 	<ul style="list-style-type: none"> Submit noise mitigation proposals to IEC Implement the agreed noise mitigation proposals
Exceedance of Limit Level	<ul style="list-style-type: none"> Identify source, investigate the causes of exceedance Prepare Notification of Exceedance Inform IEC and Contractor Repeat measurements to confirm findings Discuss with Contractor and IEC for remedial measures Ensure remedial measures are properly implemented Assess effectiveness of Contractor's remedial actions and keep IEC and EPD informed of the results Have additional monitoring if exceedance is due to the Project. If exceedance stops, cease additional monitoring 	<ul style="list-style-type: none"> Verify the Notification of Exceedance Review the analysed results submitted by ET Discuss with ET, and Contractor on the potential remedial actions Review the proposed remedial measures Supervise the implementation of remedial measures 	<ul style="list-style-type: none"> Take immediate action to avoid further exceedance Submit proposals for remedial actions to IEC of notification Implement the agreed proposals Resubmit proposals if problem still not under control Stop the relevant portion of works as determined by project proponent until the exceedance is abated.

5 Water Quality Monitoring

5.1 Groundwater Monitoring

5.1.1 Monitoring Requirement

5.1.1.1 In accordance with the EM&A manual, groundwater quality monitoring shall be carried out at least once per month at the 35 designated groundwater monitoring locations (i.e ED1 to ED35). Based on the existing construction programme, site clearance and site formation works for future landfilling area are in progress. The groundwater monitoring locations ED1 to ED35 will be installed after the site formation work of the landfilling area. No groundwater monitoring is required before the completion of site formation work of the landfilling area.

5.2 Surface Water Monitoring

5.2.1 Monitoring Requirement

5.2.1.1 In accordance with the EM&A manual, impact surface water quality monitoring was carried out at the two designated surface water discharge points (i.e WM1 and WM2) for once per month from commencement of construction works of the Project.

5.2.2 Monitoring Locations, Parameters and Frequency

5.2.2.1 The monitoring locations are indicated in **Table 5-1** and **Figure 2**. The monitoring parameters, frequency and duration of surface water quality monitoring are summarized in **Table 5-2**.

Table 5-1 Surface water quality monitoring locations

Monitoring Station	Location	Coordinates (HK Grid)	
		Easting	Northing
WM1	Upstream of Lin Ma Hang River	836665	845020
WM2	Ping Yuen River	835592	844186

Table 5-2 Surface water quality monitoring Parameters, Frequency and Duration

Parameter	Frequency
pH, Electrical conductivity, DO, Turbidity, SS, Alkalinity, COD, BOD ₅ , TOC, Ammonia-nitrogen, TKN, Nitrate, Sulphate, Sulphite, Phosphate, Chloride, Sodium, Mg, Ca, K, Fe, Ni, Zn, Mn, Cu, Pb, Cd, Coliform Count, Oil and Grease	Once per month

5.2.3 Monitoring Results

5.2.3.1 The summary of monitoring results are presented in **Table 5-3 & Table 5-4**. Detailed graphical presentations at each monitoring station of surface water quality (DO, SS and Turbidity) at the monitoring stations are given in **Appendix E**.

Table 5-3 Summary of Impact Surface Water Monitoring Results at WM1

Monitoring Parameter(s)	Monitoring Station WM1				
	Monitoring Results			Action Level	Limit Level
	Apr 2023	May 2023	Jun 2023		
pH	7.1	6.9	7.1	>7.7	>7.8
Electrical Conductivity in $\mu\text{S}/\text{cm}$	64	69	73	---	---
DO in mg/L	7.8	7.9	7.6	<7.4	<4
Turbidity in NTU	0.4	3.1	5.7	>9.2	>9.5
SS in mg/L	3.2	3.3	6.6	>9.7	>11.4
Alkalinity	13	18	15	---	
COD	17	10	9		
BOD ₅	<2	<2	<2		
TOC	2	3	2		
Ammonia-nitrogen	0.22	0.06	<0.01		
TKN	0.4	0.4	0.6		
Nitrate	0.03	<0.01	0.06		
Sulphate	7	4	2		
Sulphite	<2	<2	<2		
Phosphate	0.0	0.0	0.01		
Chloride	8	7	6		
Sodium	9170	8590	6750		
Mg	500	470	540		
Ca	3720	3460	3340		
K	720	570	830		
Fe	480	660	570		
Ni	<1	<1	<1		
Zn	19	<10	13		
Mn	70	84	34		
Cu	2.0	2.0	1		
Pb	<1	<1	1		
Cd	<0.2	<0.2	<0.2		
Coliform Count	420	40000	220		
Oil and Grease	<5	<5	<5		

Table 5-4 Summary of Impact Surface Water Monitoring Results at WM2

Monitoring Parameter(s)	Monitoring Station WM2				
	Monitoring Results			Action Level	Limit Level
	Apr 2023	May 2023	Jun 2023		
pH	7.3	7.3	7.2	>7.6	>7.7
Electrical Conductivity in $\mu\text{S}/\text{cm}$	147	212	142	---	---
DO in mg/L	6.7	8.1	6.8	<5	<4
Turbidity in NTU	64.3	30.6	142.5	>108.3	>108.9
SS in mg/L	48.1	34.2	83.2	>94.5	>94.7
Alkalinity	48	58	35	---	
COD	15	13	14		
BOD ₅	2.0	3.0	<2		
TOC	2	5	2		
Ammonia-nitrogen	<0.01	0.39	0.14		
TKN	0.7	0.8	0.8		
Nitrate	0.14	0.03	0.32		
Sulphate	9	8	17		
Sulphite	<2	<2	<2		
Phosphate	<0.01	<0.01	<0.01		
Chloride	7	15	11		
Sodium	7890	11800	6830		
Mg	1370	1420	1560		
Ca	15400	18600	18600		
K	3410	3900	3050		
Fe	9240	8990	3850		
Ni	2	1	12.0		
Zn	35	26	51		
Mn	2220	2370	509		
Cu	4	3	6		
Pb	4	3	11		
Cd	<0.2	<0.2	<0.2		
Coliform Count	330	1500	4200		
Oil and Grease	<5	<5	<5		

5.2.3.2 No exceedance of Action Levels of surface water monitoring was recorded during the reporting period. 1 turbidity exceedance of Limit Levels of surface water quality at WM2 was recorded during the reporting period. The investigation results will be presented when the investigation of limit level exceedance of surface water quality is finished.

5.2.3.3 The Summary of Impact Surface Water Quality Exceedance are shown in **Table 5-5**. The Notification of Environmental Quality Limits Exceedances will be presented in the report after the investigation.

Table 5-5 Summary of Impact Surface Water Quality Exceedance during the reporting period

Water Quality Monitoring Station	Parameter	pH	DO	Turbidity	SS	Exceedance Count
	Level Exceedance					
WM1	Action	0	0	0	0	0
	Limit	0	0	0	0	0
WM2	Action	0	0	0	0	0
	Limit	0	0	1 (21 Jun 23) #	0	1

Remarks:

(1) # The investigation results will be presented in the report after the investigation.

(2) * equal to non-project related

5.2.4 Recommended Mitigation Measure

5.2.4.1 The recommended surface water mitigation measures from EIA report are listed as followed:

- Channels (both temporary and permanent drainage pipes and culverts), earth bunds or sand bag barriers should be provided on site to direct stormwater to silt removal facilities.
- The overall slope of the site should be kept to a minimum to reduce the erosive potential of surface water flows.
- The design of efficient silt removal facilities should be based on the guidelines in Appendix A1 of ProPECC PN 1/94, which states that the retention time for silts and sediment traps should be 5 minutes under maximum flow conditions.
- All vehicles and plant should be cleaned before leaving a construction site to ensure no earth, mud, debris and the like is deposited by them on roads.
- Construction solid waste, debris and rubbish on site should be collected, handled and disposed of properly to avoid water quality impacts.
- Measures should be taken to prevent the washing away of construction materials, soil, silt or debris into any drainage system.

5.2.5 Event and Action Plan

5.2.5.1 Should non-compliance of the criteria occurs, action in accordance with the action plan in **Table 5-5** shall be carried out.

Table 5-5 Event and Action Plan for Water Quality

Event	ET	IEC	Contractor
Action level being exceeded by one sampling day	<ul style="list-style-type: none"> • Repeat in situ measurement to confirm findings • Identify source(s) of impact • Prepare Notification of Exceedance • Inform IEC and Contractor • Check monitoring data, all plant, equipment and Contractor's working methods • Repeat measurement on next day of exceedance 	<ul style="list-style-type: none"> • Verify Notification of Exceedance • Check monitoring data and Contractor's working methods 	<ul style="list-style-type: none"> • Rectify unacceptable practice • Amend working methods if appropriate
Action level being exceeded by two or more consecutive sampling days	<ul style="list-style-type: none"> • Repeat in situ measurement to confirm findings • Identify source(s) of impact • Prepare Notification of Exceedance • Inform IEC and Contractor • Check monitoring data, all plant, equipment and Contractor's working methods • Discuss with Contractor and IEC for remedial measures • Ensure mitigation measures are implemented • Increase the monitoring frequency to daily until no exceedance of Action level • Repeat measurement on next day of exceedance 	<ul style="list-style-type: none"> • Verify Notification of Exceedance • Check monitoring data and Contractor's working method • Discuss with ET and Contractor on possible remedial actions • Review the proposed mitigation measures • Supervise the implementation of mitigation measures 	<ul style="list-style-type: none"> • Submit proposal of additional mitigation measures to IEC of notification • Implement the agreed mitigation measures • Amend proposal if appropriate

Event	ET	IEC	Contractor
Limit Level being exceeded by one sampling day	<ul style="list-style-type: none"> • Repeat in situ measurement to confirm findings • Identify source(s) of impact • Prepare Notification of Exceedance • Inform IEC and Contractor; • Check monitoring data, all plant, equipment and Contractor's working methods • Discuss mitigation measures with IEC and Contractor • Ensure mitigation measure are implemented 	<ul style="list-style-type: none"> • Verify Notification of Exceedance • Check monitoring data submitted By ET and Contractor's working method • Discuss with ET and Contractor on possible remedial actions • Review the proposed mitigation measures • Supervise the implementation of mitigation measures 	<ul style="list-style-type: none"> • Critically review the working method • Rectify unacceptable practice • Take immediate corrective actions to avoid further exceedance • Submit proposal of mitigation measures to IEC • Implement the agreed mitigation measures •
Limit level being exceeded by two or more consecutive sampling days	<ul style="list-style-type: none"> • Repeat in situ measurement to confirm findings • Identify source(s) of impact • Prepare Notification of Exceedance • Inform IEC, contractor and EPD • Check monitoring data, all plant, equipment and Contractor's working methods • Discuss mitigation measures with IEC and Contractor • Ensure mitigation measure are implemented 	<ul style="list-style-type: none"> • Verify Notification of Exceedance • Check monitoring data submitted by ET and Contractor's working method • Discuss with ET and Contractor on possible remedial actions • Review the proposed mitigation measures • Supervise the implementation of mitigation measures 	<ul style="list-style-type: none"> • Critically review the working method • Rectify unacceptable practice • Take immediate corrective actions to avoid further exceedance • Submit proposal of mitigation measures to IEC • Implement the agreed mitigation measures • Resubmit proposals if problem still not under control • Slow down or to stop relevant activity until exceedance is abated

6 Waste Management

6.1 Wastes generated from this Project include inert construction and demolition (C&D) materials and non-inert C&D materials. Non-inert C&D materials were made up of general refuse, steels and paper/cardboard packaging materials. Steel materials generated from the Project were also grouped into non-inert C&D materials as the materials were not disposed of with other inert C&D materials. With reference to relevant handling records and trip tickets of this Project, the quantities of different types of waste generated in the reporting month are summarised in **Appendix G**.

6.2 The recommended waste management mitigation measures from EIA report are listed as followed:

- Implement a trip-ticket system to ensure that the movement of C&D materials are properly documented and verified in accordance with DEVB TC(W) No. 6/2010.
- Concrete and masonry should be used as general fill and steel reinforcement bars can be used by scrap steel mills.
- Proper areas should be designated for waste segregation and storage wherever site conditions permit.
- Maximise the use of reusable steel formwork to reduce the amount of C&D material.
- Maintain temporary stockpiles and reuse excavated fill material for backfilling and reinstatement.
- On-site sorting and segregation facility of all type of wastes is considered as one of the best practice in waste management and hence, should be implemented in all projects generating construction waste.
- The sorted public fill and C&D waste should be properly reused.
- Excavated slope, stockpiled material and bund walls should be covered by tarpaulin until used in order to prevent wind-blown dust during dry weather, and to reduce muddy runoff during wet weather.

7 Landfill Gas Monitoring

7.1 Monitoring Requirement during Construction

Monitoring for Construction Works

- 7.1.1 Intrinsically safe portable gas detectors should be used during excavation or when working in any confined spaces, which have the potential for presence of LFG and risk of explosion or asphyxiation. The monitoring equipment should alarm, both audibly and visually, when the concentrations of the following gases were exceeded:
- CH₄: >10% Lower Explosion Limit (LEL);
 - CO₂: >0.5%; and
 - O₂: <18% by volume.

7.2 Monitoring Location

- 7.2.1 During the construction works within the NENT Landfill Extension site with excavation of 1m deep or more, LFG concentrations should be monitored before entry and periodically during the progress of works. If drilling is required, the procedures for safety management and working procedures as stipulated in EPD's Landfill Gas Hazard Assessment – Guidance Note should be strictly adopted.
- 7.2.2 The monitoring frequency and areas to be monitored should be set down prior to commencement of groundworks by the Safety Officer. All measurements in excavations should be made with the monitoring tube located not more than 10mm from the exposed ground surface. Monitoring of excavations should be undertaken as follows:
- 7.2.3 For excavation works deeper than 1m, measurements should be made:
- at ground surface prior to excavation;
 - immediately before any worker enters the excavation;
 - at the beginning of each working day for the entire period the excavation remains open; and
 - periodically through the working day whilst workers are in the excavation.
- 7.2.4 For excavation between 300mm and 1m deep, measurements should be made:
- directly after the excavation has been completed; and
 - periodically whilst the excavation remains open.
- 7.2.5 For excavations less than 300mm deep, monitoring may be omitted, at the discretion of the Safety Officer.
- 7.2.6 The locations of LFG monitoring locations during reporting period are shown in **Table 7-1**. The Site formation layout plan is shown in **Figure 2** and the Layout of LFG monitoring locations is presented in **Figure 3**.

Table 7-1 Locations of LFG Monitoring during reporting period

Monitoring Period	Monitoring Location	Type of works
Apr to Jun 2023	Portion A +55 mpD to 70 mpD Platform	Excavation Works

7.3 Monitoring Results

7.3.1 The LFG monitoring was conducted at Portion A +55 mpD to 70 mpD Platform (Conducted on working days) from April to June 2023. The LFG monitoring results are summarized in **Table 7-2**.

Table 7-2 Summary of LFG Monitoring Results

LFG Monitoring Station	Monitoring Date	Monitoring Parameter(s)			
		CH ₄ in %	LEL in %/v	CO ₂ in %	O ₂ in %
		Average Monitoring Results (Range)			
Portion A +55 mpD to 70 mpD Platform	Apr 2023	0	0	0	20.2 (20.1 – 20.4)
	May 2023	0	0	0	20.2 (20.1 – 20.3)
	Jun 2023	0	0	0	20.2 (20.1 – 20.3)
Action Level		>10% LEL	---	>0.5%** CO ₂	<19%

* LEL: Lower Explosive Limit - concentrations in air below which there is not enough fuel to continue an explosion.

** This Limit Level of CO₂ at 0.5% is set for reference only, assuming no CO₂ emission from a particular location.

7.3.2 No exceedance of Limit Levels of LFG was recorded during the reporting period. Therefore, there was no record of Notification of Environmental Quality Limits Exceedance in the **Appendix F**.

7.3.3 No effect that arose from the other special phenomena and work progress of the concerned site was noted during the current monitoring month.

7.4 Recommended Mitigation Measures

7.4.1 The recommended landfill gas mitigation measures from EIA report are listed as followed:

- Special LFG precautions should be taken due to close proximity of NENT landfill extension site to existing landfill to avoid potential hazards of LFG exposure (ignition, explosion, asphyxiation, toxicity).
- Prominent safety warning signs should be erected on-site to alert all personnel and visitors of LFG hazards during excavation works.
- No smoking or burning should be permitted on-site.
- Prominent 'No smoking' and 'No Naked Flames' signs should be erected on-site.
- No worker should be allowed to work alone at any time in excavated trenches or confined areas on-site.
- Adequate fire fighting equipment should be provided on-site.
- Construction equipment should be equipped with vertical exhaust at least 0.6m above ground installed with spark arrestors.
- Electrical motors and extension cords should be explosion-proof and intrinsically safe for use on-site.
- 'Permit to Work' system should be implemented.

- Welding, flame-cutting or other hot works should be conducted only under 'Permit to Work' system following clear safety requirements, gas monitoring procedures and presence of qualified persons to supervise the works.

7.5 Event and Action Plan (EAP)

7.5.1 Should non-compliance of the criteria occur, action in accordance with the action plan in **Table 7-3** shall be carried out.

Table 7-3 Action Plan for the monitoring during construction phase

Parameter	Monitoring Result	Action
Oxygen (O ₂)	Action Level <19% O ₂	Ventilate trench/void to restore O ₂ to >19%
	Limit Level <18% O ₂	Stop works Evacuate personnel/prohibit entry Increase ventilation to restore O ₂ to >19%
Methane (CH ₄)	Action Level >10% LEL*	Prohibit hot works Increase ventilation to restore CH ₄ to <10% LEL
	Limit Level >20% LEL*	Stop works Evacuate personnel/prohibit entry Increase ventilation to restore CH ₄ to <10% LEL
Carbon dioxide (CO ₂)	Action Level** >0.5%** CO ₂	Ventilate to restore CO ₂ to <0.5%
	Limit Level >1.5% CO ₂	Stop works Evacuate personnel / prohibit entry Increase ventilation to restore CO ₂ to <0.5%

* LEL: Lower Explosive Limit - concentrations in air below which there is not enough fuel to continue an explosion.

** This Action Level of CO₂ at 0.5% is set for reference only, assuming no CO₂ emission from a particular location.

Depending on the baseline CO₂ levels, the Action Level at a particular location will be changed.

8 Landscape and Visual

8.1 Monitoring Requirement

- 8.1.1 In order to monitor the landscape and visual impact after providing mitigation measures effectively, all the specified and affected LCAs, LRs and VSRs should be monitored. Implementation of the mitigation measures during construction phase of the Project has been monitored through the regular site inspection/audit.
- 8.1.2 All relevant environmental mitigation measures listed in the approved EIA Report and the EM&A Manual, and their implementation status are summarised in **Appendix H**.

8.2 Result and Observation

- 8.2.1 Measures to mitigate the landscape and visual impacts during the construction phase has been checked to ensure compliance with the intended aims of the measures within the reporting period. The progress of the engineering works are regularly reviewed on site to identify the earliest practical opportunities for the landscape works to be undertaken.
- 8.2.2 In order to monitor the landscape and visual impact after providing mitigation measures effectively, all the specified and affected LCAs, LRs and VSRs should be monitored. Implementation of the mitigation measures during construction phase of the Project has been monitored through the regular site inspection/audit.

9 Cultural Heritage

- 9.1.1 The Mitigation measures for preservation of the cultural landscape feature located within the project area was conducted before commencement of construction of the project based on the requirement of Survey Report and Mapping Records for Boulder Paths BP1 & 2 & Conditions of G2, G4, G5 G6, G7, G8, G14, G15, G25, G26 and G27 within NENTX.
- 9.1.2 The survey and mapping works carried out on 25 April 2022 and the verification works carried out on 23 August 22 confirmed that both 2 boulder paths BP1 and BP2 are fall outside the site boundary and the Project area.
- 9.1.3 All the affected graves within the waste boundary have been removed in accordance with section 119(1) of the Public Health and Municipal Services Ordinance (Cap 132). Removal of the graves as shown on Figure 2 attached to the FEP was proven by the visit of graves on 22 August 2022. All the graves as shown on Figure 2 attached to the FEP were abandoned and removed and no mitigation or preservation measures is necessary.
- 9.1.4 The Survey Report and Mapping Records for Boulder Paths BP1 & 2 was certified by ET on 10 Oct 2022, was verified by IEC and submitted to EPD on 12 Oct 2022. The Conditions of G2, G4, G5 G6, G7, G8, G14, G15, G25, G26 and G27 within NENTX was certified by ET, was verified by IEC and submitted to EPD on 15 Oct 2022. No later than four weeks before commencement of construction of the project in accordance with Condition 2.4 of the FEP-01/292/2007.
- 9.1.5 Implementation of the mitigation measures such as permanent fencing to protect the boulder path and setting up warning notices during construction phase of the Project has been monitored through the regular site inspection/audit. The permanent fencing locations are shown in **Appendix I**. In case of any presence of undiscovered grave during construction phase, AMO will be informed as soon as possible.

10 Ecological Monitoring

- 10.1.1 In the reporting period, the post-translocation monitoring for the Endemic Freshwater Crab *Somanniathelphusa zanklon* was conducted on 19 April, 17 May & 7 June 2023 based on the requirement of the approved Revised Translocation Proposal for the Endemic Freshwater Crab *Somanniathelphusa zanklon*. The 9th to 11th Post-Translocation Monitoring Reports (April to June 2023) presents the details of requirements, monitoring results and site inspection with photos. During the reporting period, no *S. zanklon* individual is identified.
- 10.1.2 The post-transplantation monitoring was conducted on 21 April, 12 May & 16 June 2023 based on the requirement of the approved Transplantation Proposal for Plant Species of Conservation Importance (Rev.1). The 9th to 11th Post-transplantation Monitoring and Audit Reports (21st April to 16th June 2023) present the details of requirements, monitoring results and site inspection with photos. During the reporting period, the numbers, measurements, and health conditions of the transplanted plant species are recorded.
- 10.1.3 The details of requirements, monitoring results and site inspection with photos for the post-translocation monitoring and post-transplantation monitoring would be reported separately.
- 10.1.4 The milestone of the ecological monitoring is presented in **Table 10-1**. The softcopies of the submissions are provided in <https://www.nentx-ema.com/ep-submissions/>.

Table 10-1 Milestone of the Ecological Monitoring

Type of Monitoring	Monitoring Event No.	Monitoring Date
Post-translocation Monitoring	1 st (Aug 2022)	29 Aug 2022
	2 nd (Sep 2022)	28 Sep 2022
	3 rd (Oct 2022)	28 Oct 2022
	4 th (Nov 2022)	22 Nov 2022
	5 th (Dec 2022)	29 Dec 2022
	6 th (Jan 2023)	30 Jan 2023
	7 th (Feb 2023)	24 Feb 2023
	8 th (Mar 2023)	20 Mar 2023
	9 th (Apr 2023)	19 Apr 2023
	10 th (May 2023)	17 May 2023
	11 th (Jun 2023)	7 Jun 2023
Post-transplantation Monitoring	1 st	24 Nov 2022
	2 nd	9 Dec 2022
	3 rd	21 Dec 2022
	4 th	13 Jan 2023
	5 th	26 Jan 2023
	6 th	8 Feb 2023
	7 th	24 Feb 2023
	8 th	20 Mar 2023
	9 th	21 Apr 2023
	10 th	12 May 2023
	11 th	16 Jun 2023

11 Site Inspection and Audit

- 11.1.1 Site Inspection and audits were carried out by ET on weekly basis to monitor the implementation of proper environmental management practices and mitigation measures in the Project Site.
- 11.1.2 Total 13 weekly environmental site inspections were conducted during the reporting period. 4 of them were the joint environmental site inspections with the representatives of the ER, the Contractor, IEC and the ET. There was no noncompliance recorded during the site inspections.
- 11.1.3 Details of observations and recommendations are summarized in **Table 11-1**.

Table 11-1 Observations and Recommendations of Site Audit

Parameter	Date	Observation and Reminders	Follow-up Action Taken
Air Quality	17 Apr 2023	Reminder: The Contractor was reminded to spray water on the surface of dusty material in SBA to prevent dust dispersion.	The Contractor was reminded that dusty material shall be sprayed with water to prevent generation of dust.
	2 May 2023	Observation: Sand and silt were observed at the road leading to SBA.	The contractor was recommended that road surface shall be kept clear of sand and silt.
	2 May 2023	Reminder: Dust suppression measure shall be enhanced to cover all work area and dusty stockpiles in SBA.	The contractor was reminded to ensure the implementation of dust suppression measure for the dry work area and dusty stockpile.
	15 May 2023	Observation: The accumulate of the uprooting of trees without covered entirely by impervious sheeting or placed in an area sheltered on the top and the 3 sides were found at the work area at SBA.	The contractor was recommended that the demolished trees should be covered by impervious sheeting or placed in an area sheltered on the top and the 3 sides.
	22 May 2023	Observation: The unrooting trees at Portion A was not covered by impervious sheeting and or placed in an area sheltered on the top and the 3 sides within a day of demolition.	The contractor was recommended that all demolished items (including trees) should be covered entirely by impervious sheeting or placed in an area sheltered on the top and the 3 sides within a day of demolition.
	29 May 2023	Observation: Portion of road leading to Portion A and Portion B2 shall be kept clear of dusty and muddy materials.	The Contractor was reminded to clear dusty and muddy material on the portion of road leading to Portion A and Portion B2.
	29 May 2023	Observation: The accumulated uprooting trees is found behind the silt removal facilities in Portion B2.	The accumulated uprooting trees shall be covered with impervious sheets, placed in an area sheltered on the top and the 3 sides or disposed properly.
	12 Jun 2023	Observation: Watering shall be scheduled in Portion A under hot weather.	The Contractor was recommended to schedule watering in Portion A.

Parameter	Date	Observation and Reminders	Follow-up Action Taken
Air Quality	26 Jun 2023	Reminder: The unpaved access road was dry.	The contractor was reminded to increase the frequency of watering at the Portion A.
Noise	No specific observation was identified in the reporting period.		
Water Quality	3 Apr 2023	Observation: The exposed surface in Portion E3-1 shall be covered with impervious sheets to minimize surface runoff into the stream.	The contractor was recommended that surface protection shall be implemented on the exposed slope to minimize surface runoff.
	3 Apr 2023	Reminder: The Contractor was reminded to maintain surface protection work in Portion A.	The contractor was reminded that surface protection shall be implemented on the exposed slope to minimize surface runoff.
	3 Apr 2023	Reminder: The contractor was reminded to ensure the silt removal facilities functioning properly before the holidays.	The contractor was reminded silt removal facilities shall be maintained regularly.
	11 Apr 2023	Observation: The entrance of Portion A was observed muddy. The entrance shall be kept clear of dusty and muddy material.	The Contractor was recommended to repave the surface of entrance to prevent accumulation of sand and silt.
	11 Apr 2023	Observation: Surface protection shall be applied on the exposed slope behind the WetSep to minimize the surface runoff into the channel.	The contractor was recommended that the exposed slope shall be covered with impervious sheets to prevent any surface runoff into the channel.
	17 Apr 2023	Reminder: The Contractor was reminded to ensure all silt removal facilities functioning properly for the upcoming rainfall.	The Contractor was reminded that silt removal facilities shall be maintained properly.
	24 Apr 2023	Observation: The channels at the entrance of SBA are accumulated with rotten leaves, sand and silt.	The contractor was recommended that regular cleaning of channel shall be conducted to prevent any clogging.
	24 Apr 2023	Reminder: Surface protection works in Portion A shall be maintained properly.	The contractor was recommended that earth bunds and exposed slopes shall be paved to control the surface runoff.
	24 Apr 2023	Reminder: The Contractor has been reminded to ensure all silt removal facilities functioning properly for the upcoming rainfall in this week.	Silt removal facilities shall be maintained properly and checked if they can function properly.

Parameter	Date	Observation and Reminders	Follow-up Action Taken
Water Quality	8 May 2023	Observation: Accumulated sand and silt shall be cleared off in the wheel washing bay in SBA.	The contractor was recommended to conduct regularly cleaning work for the wheel washing bay and to ensure the implementation of vehicle washing in SBA.
	8 May 2023	Reminder: The contractor was reminded to ensure all silt removal facilities functioning properly for the upcoming rainfall and the discharged wastewater shall comply with WPCO requirement.	The construction and surface runoff shall be directed to silt removal facilities and treated wastewater shall fulfil WPCO requirement.
	15 May 2023	Observation: The accumulate water was found at the lower area at the Portion D.	The contractor was recommended that the surface water should be collected to silt removal facilities.
	22 May 2023	Observation: The sand and soil near the channel at Portion E3-1 were found.	The contractor was recommended to avoid the untreated surface runoff contaminated with related materials discharged to channel directly. All construction runoffs should be collected to silt removal facilities for treatment.
	29 May 2023	Observation: Slope protection work in Portion A shall be maintained properly to minimize dust dispersion and surface runoff.	The Contractor was recommended to apply surface protection on the exposed slope in Portion A.
	5 Jun 2023	Reminder: The contractor was reminded that the particular attention should be paid to the control of silty surface runoff during storm event in accordance with Appendix A2 of ProPECC PN 1/94.	The contractor was reminded that the particular attention should be paid to the control of silty surface runoff during storm event in accordance with Appendix A2 of ProPECC PN 1/94.
	12 Jun 2023	Reminder: The Contractor was reminded to ensure channel and silt removal facilities shall be functioning properly for the upcoming rainfall.	Silt removal facility and channel shall be maintained properly.
	19 Jun 2023	Reminder: The Contractor was reminded to ensure silt removal facilities shall be functioning properly for the upcoming rainfall. Silt removal facility shall be functioning properly to ensure sufficient treatment for all wastewater before discharging to comply with WPCO.	The Contractor was reminded to ensure silt removal facilities shall be functioning properly for the upcoming rainfall. Silt removal facility shall be functioning properly to ensure sufficient treatment for all wastewater before discharging to comply with WPCO.

Parameter	Date	Observation and Reminders	Follow-up Action Taken
Water Quality	19 Jun 2023	Reminder: The Contractor was reminded that the bunding along the slope edge shall be properly maintained to prevent surface runoff during heavy rainfall at Portion A. Earth bund in Portion A shall be properly maintained.	The Contractor was reminded that the bunding along the slope edge shall be properly maintained to prevent surface runoff during heavy rainfall at Portion A. Earth bund in Portion A shall be properly maintained.
	26 Jun 2023	Observation: The sediment at the drainage system and site boundary, especially at the lower elevations should be kept cleaning regularly. (Most of sediment was found at the lower elevations of Portion A). The contractor should ensure no untreated construction runoff discharging directly outside the site boundary of the project.	The contractor was recommended that the sediment at the drainage system and site boundary, especially at the lower elevations should be kept cleaning regularly.
Waste and Chemical Management	11 Apr 2023	Observation: The drip tray was filled with water.	The Contractor was recommended to clear the drip tray and to minimize the number of chemical containers in the outdoor environment.
	17 Apr 2023	Observation: The drip tray in SBA was filled with water.	The Contractor was recommended to clear the drip tray.
	2 May 2023	Observation: Water in the drip tray shall be cleared off at Portion A.	The contractor was recommended to collect and dispose of any stagnant water accumulated in the drip trays and handle them as chemical waste.
	8 May 2023	Reminder: The contractor was reminded to cover the waste skip with impervious sheets during and rainfall, to avoid accumulation of waste and to implement waste sorting.	The contractor was reminded to cover the waste skip with impervious sheets during and rainfall, to avoid accumulation of waste and to implement waste sorting.
	15 May 2023	Observation: Accumulate water in drip tray was observed at Portion D.	The contractor was recommended to keep cleaning the accumulated water in drip tray to minimize the large amount of potential chemical waste when the chemical leakage was found.
	05 Jun 2023	Observation: The accumulate water was found the drip tray at Portion D.	The contractor was recommended that the accumulate water in drip tray should be cleared regularly and after rainy to minimize the potential chemical waste.

Parameter	Date	Observation and Reminders	Follow-up Action Taken
Waste and Chemical Management	12 Jun 2023	Observation: The stagnant water and silt in the drip trays shall be clear off in Portion B2 and SBA.	The Contractor was recommended to clear drip trays.
	26 Jun 2023	Observation: The accumulate water at the drip tray near Portion E2 was found.	The contractor was recommended that the accumulate water at the drip tray near Portion E2 should be cleaned after the rainy to minimize the potential chemical waste.
Landscape and Visual Impact	No specific observation was identified in the reporting period.		
Permit / Licenses	No specific observation was identified in the reporting period.		

11.1.4 Environmental Protection Department-Regional Office (North) conducted general site inspection on 12 June 2023. No special findings were identified during the inspection. 1 additional site inspection on 21 June 2023 for the Environmental Complaint received on 14 June 2023 & the Environmental Enquiry received on 15 June 2023 was conducted with EPD-RNG, ER, IC, IEC ET & Contractor.

12 Environmental Non-conformance

12.1 Summary of Monitoring Exceedance

Air Quality, Noise & Landfill Gas Monitoring

12.1.1 No Action / Limit Level exceedance impact monitoring was recorded at designated monitoring stations during the reporting period.

12.1.2 The Summary of Impact 1-hr & 24-hr TSP Exceedance are shown in **Table 12-1**.

Table 12-1 Summary of Impact 1-hr & 24-hr TSP Exceedance during the reporting period

Dust Monitoring Station	Parameter	1-hr TSP	Exceedance Count	Accumulate of project	24-hr TSP	Exceedance Count	Accumulate of project
	Level Exceedance						
AM1	Action	0	0	0	0	0	2*
	Limit	0	0	0	0	0	3*
AM2	Action	0	0	0	0	0	0
	Limit	0	0	0	0	0	0
AM3	Action	0	0	0	0	0	4*
	Limit	0	0	0	0	0	3*

Remarks: * equal to non-project related

Surface Water Quality Monitoring

12.1.3 No exceedance of the Action Levels was recorded at designated monitoring stations during the reporting period. 1 Turbidity exceedance of the Limit Level for surface water quality was recorded at WM2 during the reporting period. The investigation results will be presented when the investigation of limit level exceedance of surface water quality is finished.

12.1.4 The Summary of Impact Surface Water Quality Exceedance are shown in **Table 12-2**

Table 12-2 Summary of Impact Surface Water Quality Exceedance during the reporting period

Water Quality Monitoring Station	Parameter	pH	DO	Turbidity	SS	Exceedance Count
	Level Exceedance					
WM1	Action	0	0	0	0	0
	Limit	0	0	0	0	0
WM2	Action	0	0	0	0	0
	Limit	0	0	1 (21 Jun 23) #	0	1

Remarks:

(1) # The investigation results will be presented in the report after the investigation.

(2) * equal to non-project related

12.2 Summary of Environmental Non-compliance

12.2.1 No non-compliance event was recorded during the reporting period.

12.3 Summary of Environmental Complaint

12.3.1 No environmental complaint was recorded from April to May 2023.

12.3.2 1 complaint & 1 enquiry received from EPD-RNG on 14 & 15 June 2023 were recorded on June 2023. The related complaint and enquiry are investigating by related parties in accordance with the requirement of EM&A Manual.

Environmental Complaint on 14 June 2023

12.3.3 The complaint about the water aspect was received by ET on 14 June 2023 at 12:08 via EPD-RNG email. The main content of the complaint mentioned the muddy water was observed at Lin Ma Hang International Bridge on 30 May 2023. The related investigation results will be presented when the investigation was finished.

Environmental Enquiry on 15 June 2023

12.3.4 The enquiry about the water aspect was received by ET on 15 June 2023 at 15:18 via EPD-RNG email. The main content of the enquiry mentioned the muddy water was observed at River Ganges (GR3) (Water Quality Monitoring Point from EPD). The related investigation results will be presented when the investigation was finished.

12.3.5 The cumulative statistics on environmental complaints are presented in **Table 12-1**.

Table 12-1 Cumulative Statistics on Environmental Complaints

Reporting Period	Environmental Aspects					No. of Environmental Complaints
	Air Quality	Noise	Water Quality	Waste	Ecology	
Apr 2023	0	0	0	0	0	0
May 2023	0	0	0	0	0	0
Jun 2023	0	0	1 [#]	0	0	0
Total	0	0	1 [#]	0	0	0
Accumulate of project	1 [*]	0	1 [#]	0	0	1 [*] & 1 [#]

Remarks:

(1) * equal to non-project related after the investigation

(2) # equal to the investigation results will be presented in the report after the investigation.

12.3.6 Cumulative complaint / enquiry log, Summaries of complaints and enquiries & Environmental complaint reports are presented in **Appendix J**. The investigation results will be presented when the investigation was finished.

12.4 Summary of Environmental Summons and Successful Prosecution

12.4.1 No summons and prosecution were received during the reporting period

13 Implementation Status on Environmental Mitigation Measures

13.1.1 The Contractor has generally implemented environmental mitigation measures and requirements as stated in the EIA Report, the EP and EM&A Manual and the contract documents. The implemented mitigation measures are considered effective. The implementation status during the reporting period is summarized in **Appendix H**.

14 Conclusion

- 14.1.1 1-hr & 24-hr TSP impact monitoring was carried out in the reporting month. No Action / Limit Level exceedance for 1-hr & 24-hr TSP impact monitoring at AM1, AM2 & AM3 was recorded during the period.
- 14.1.2 Construction noise monitoring was carried out in the reporting month. No Action / Limit Level exceedance at NM1a & NM2a was recorded during the period.
- 14.1.3 Site clearance of future landfilling area is in progress. The installation of groundwater monitoring boreholes will be installed after the site formation work of the landfilling area. The target commencement period of groundwater monitoring will be in 2026. No groundwater monitoring is required before the completion of site formation work of the landfilling area.
- 14.1.4 Surface water monitoring was carried out in the reporting month. No exceedance of the Action Levels was recorded at designated monitoring stations during the reporting period. 1 Turbidity exceedance of the Limit Level for surface water quality was recorded at WM2 during the reporting period. The investigation results will be presented when the investigation of limit level exceedance of surface water quality is finished.
- 14.1.5 Landfill Gas Monitoring was carried out in the reporting month. No exceedance of Limit Levels of LFG was recorded during the reporting period.
- 14.1.6 In terms of cultural heritage, implementation of the mitigation measures such as permanent fencing to protect the boulder path and setting up warning notices during construction phase of the Project has been monitored through the regular site inspection/audit in the reporting period. All the mitigation measures are in order.
- 14.1.7 Post-translocation Monitoring was carried out in the reporting period. No *S. zanklon individual* was found. Post-transplantation monitoring was carried out in the reporting month. The numbers, measurements and health conditions of the transplanted species are recorded.
- 14.1.8 13 environmental site inspections were carried out in the reporting month. Recommendations on mitigation measures for Permit/ Licenses were given to the Contractor for remediating the deficiencies identified during the site inspections.
- 14.1.9 No environmental complaint was recorded from April to May 2023.
- 14.1.10 1 complaint & 1 enquiry received from EPD-RNG on 14 & 15 June 2023 were recorded on June 2023. The related complaint and enquiry are investigating by related parties in accordance with the requirement of EM&A Manual.
- 14.1.11 No non-compliance event was recorded during the reporting period.
- 14.1.12 No notification of summons and prosecution was received during the reporting period.

Comment and Recommendations

- 14.1.13 The recommended environmental mitigation measures, as proposed in the EIA reports and EM&A Manuals shall be effectively implemented to minimize the potential environmental impacts from the Project. The EM&A programme would effectively monitor the environmental impacts generated from the construction activities and ensure the proper implementation of mitigation measures.
- 14.1.14 According to the environmental audit performed in the reporting period, the following recommendations were made:

Air Quality Impact

- The Contractor was reminded that dusty material shall be sprayed with water to prevent generation of dust.
- The contractor was recommended that road surface shall be kept clear of sand and silt.
- The contractor was reminded to ensure the implementation of dust suppression measure for the dry work area and dusty stockpile.

- The contractor was recommended that all demolished items (including trees) should be covered entirely by impervious sheeting or placed in an area sheltered on the top and the 3 sides within a day of demolition.

Construction Noise Impact

- No specific observation was identified in the reporting month.

Water Quality Impact

- The contractor was recommended that surface protection shall be implemented on the exposed slope to minimize surface runoff.
- The Contractor was recommended to repave the surface of entrance to prevent accumulation of sand and silt.
- The contractor was recommended that regular cleaning of channel shall be conducted to prevent any clogging.
- The contractor was recommended to conduct regularly cleaning work for the wheel washing bay and to ensure the implementation of vehicle washing in SBA.
- The Contractor was reminded that the bunding along the slope edge shall be properly maintained to prevent surface runoff during heavy rainfall at Portion A. Earth bund in Portion A shall be properly maintained.
- The contractor was recommended that the sediment at the drainage system and site boundary, especially at the lower elevations should be kept cleaning regularly.
- The Contractor was reminded to ensure silt removal facilities shall be functioning properly for the upcoming rainfall. Silt removal facility shall be functioning properly to ensure sufficient treatment for all wastewater before discharging to comply with WPCO.
- The construction and surface runoff shall be directed to silt removal facilities and treated wastewater shall fulfil WPCO requirement.
- The contractor was recommended to avoid the untreated surface runoff contaminated with related materials discharged to channel directly. All construction runoffs should be collected to silt removal facilities for treatment.
- The contractor was reminded that the particular attention should be paid to the control of silty surface runoff during storm event in accordance with Appendix A2 of ProPECC PN 1/94.

Waste and Chemical Management

- The contractor was recommended to keep cleaning the accumulated water in drip tray to minimize the large amount of potential chemical waste when the chemical leakage was found.
- The Contractor was recommended to minimize the number of chemical containers in the outdoor environment.
- The contractor was reminded to cover the waste skip with impervious sheets during and rainfall, to avoid accumulation of waste and to implement waste sorting.

Landscape and Visual Impact

- No specific observation was identified in the reporting month.

Permit / Licenses

- No specific observation was identified in the reporting period.

14.1.15 The Contractor has generally implemented environmental mitigation measures and requirements as stated in the EIA Report, the EP and EM&A Manual and the contract documents. The implemented mitigation measures are considered effective.

14.1.16 The ET will keep track on the EM&A programme to ensure compliance of environmental requirements and the proper implementation of all necessary mitigation measures.

Figure 1 Location of the Project Site

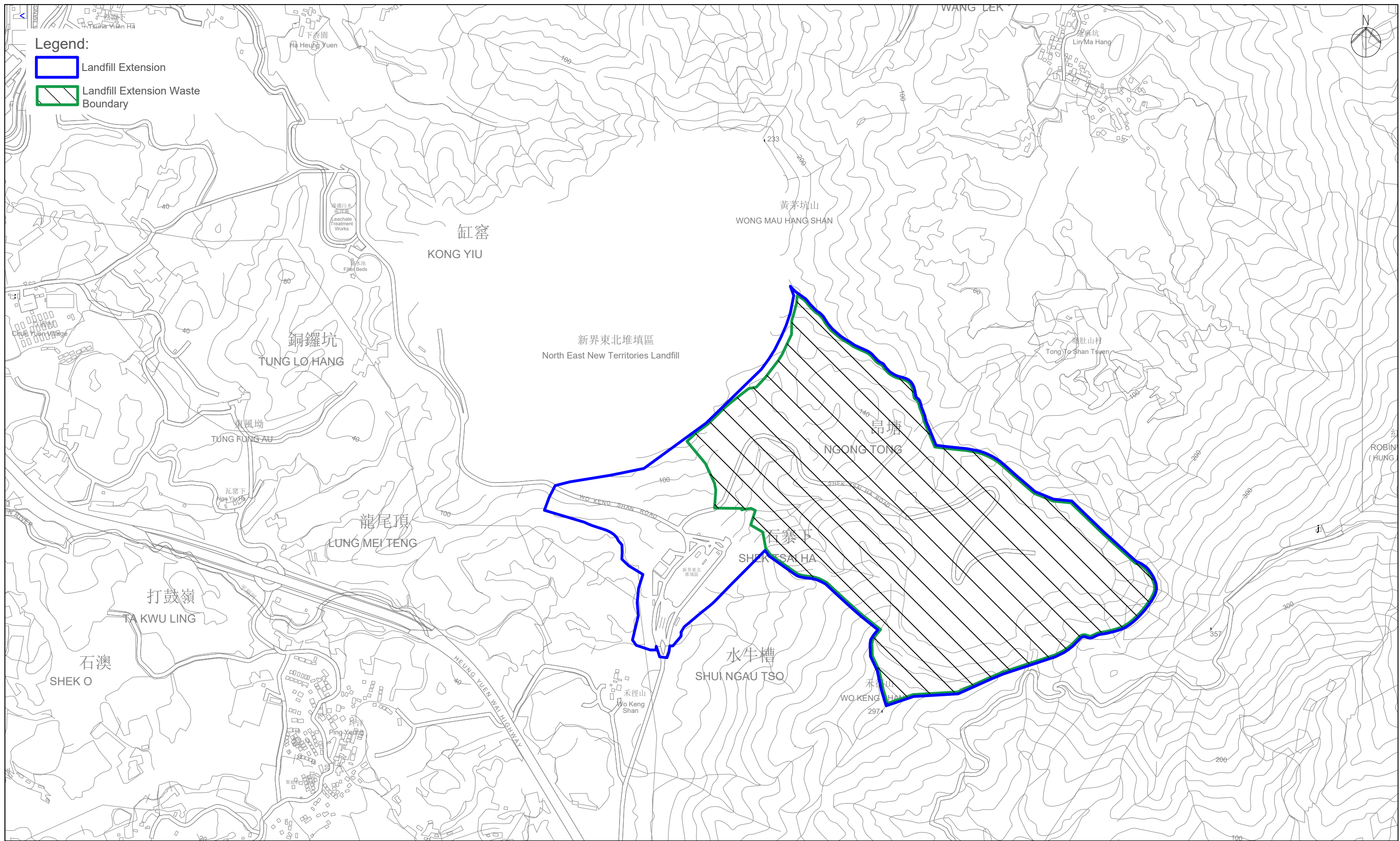


Figure 2 Impact Air, Noise & Surface Water Quality Monitoring Locations

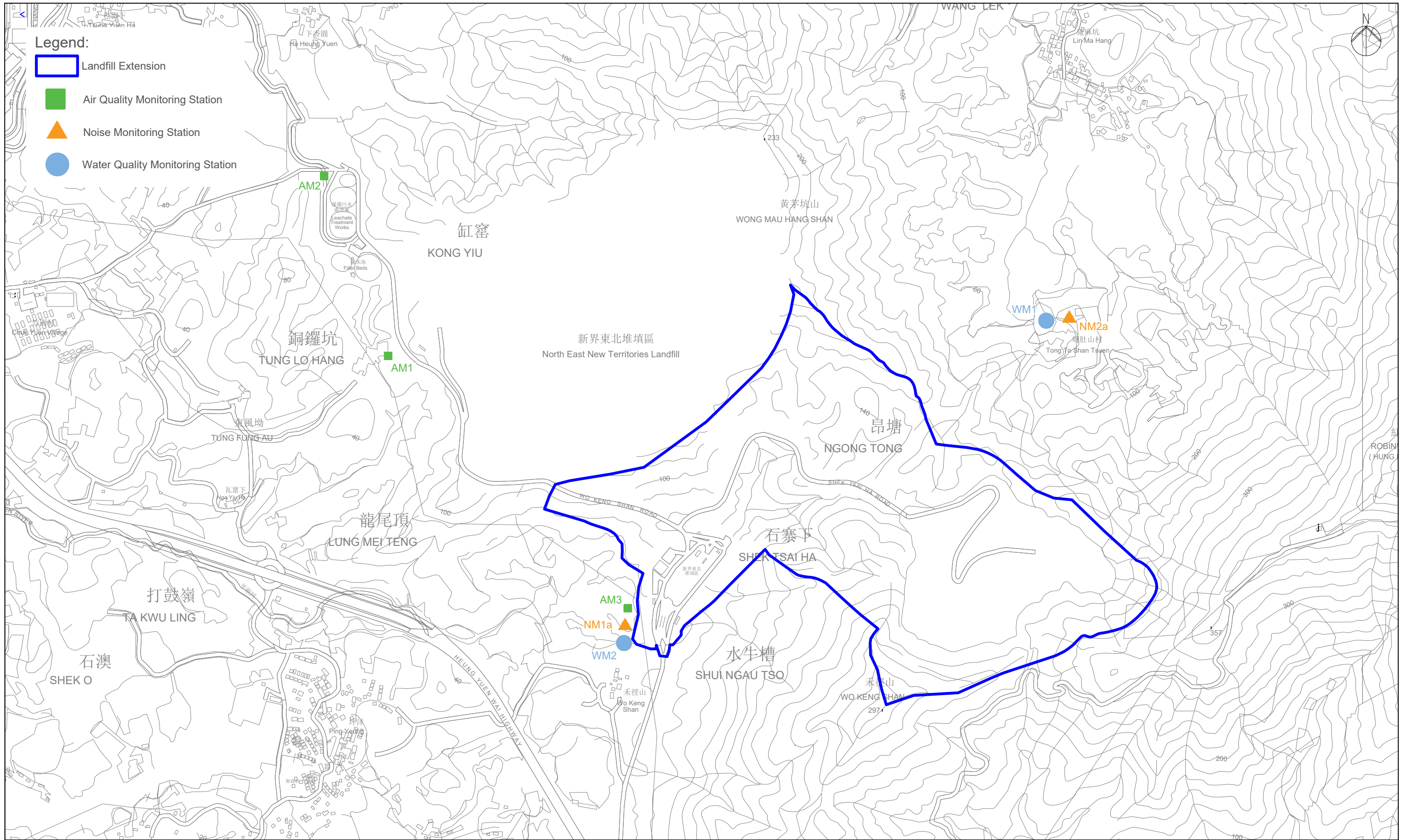


Figure 3 Landfill Gas Monitoring Locations

Gas Monitoring Point ●

Monitoring Frequency: 2 times per day

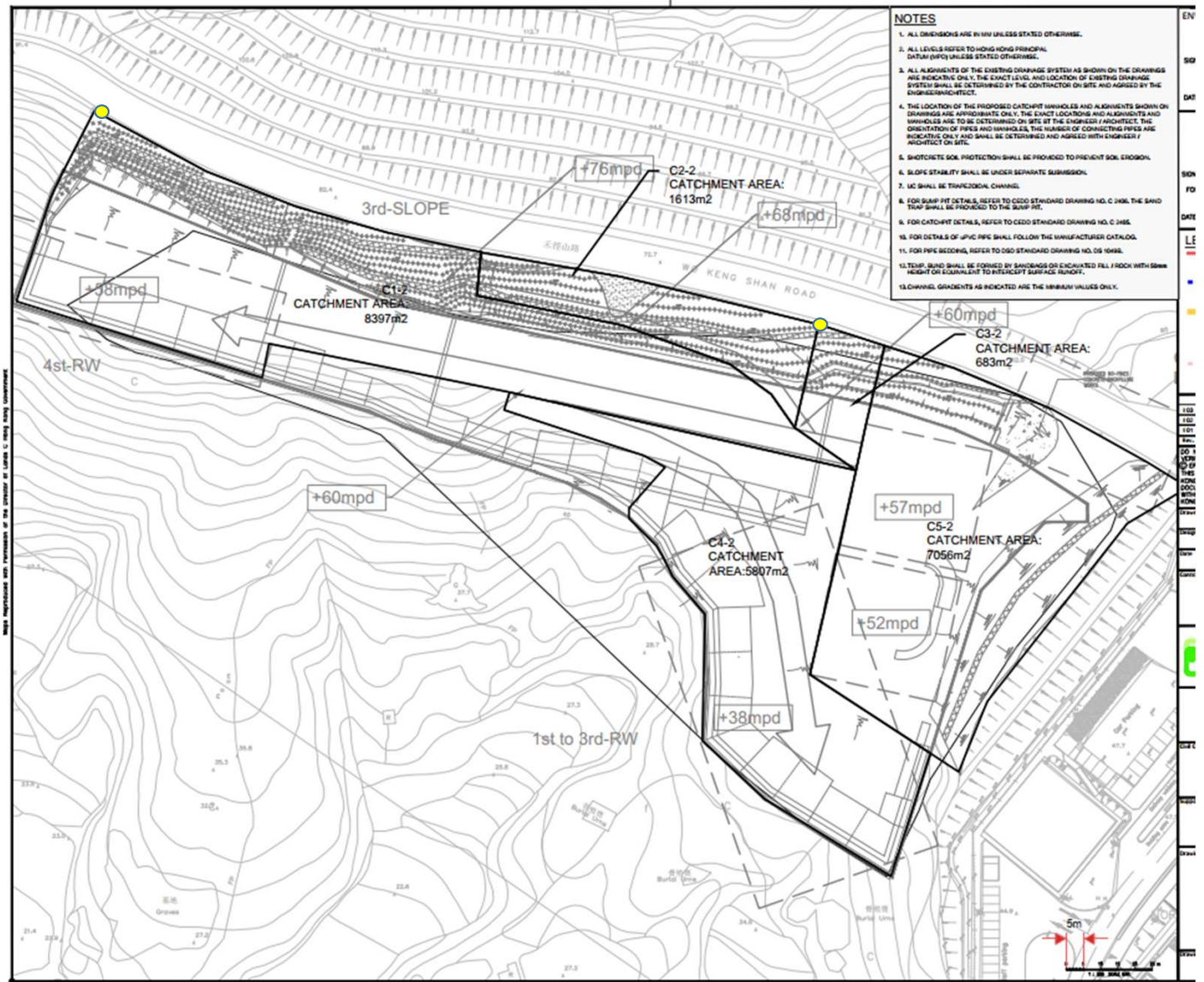
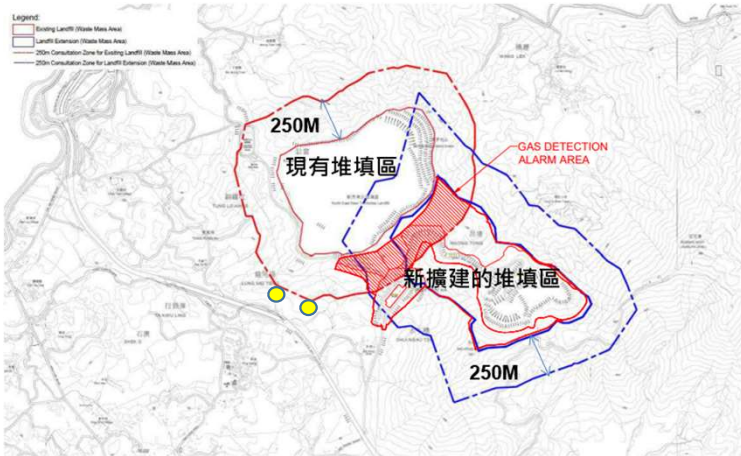



Figure 3 Landfill Gas Monitoring Locations

Appendix A Construction Programme

Activity ID	Activity Name	OD	Start	Finish	2022												2023												2024												2025												2026												2027											
					Dec	Jan	Feb	Mar	Apr	May	Jun	Jul	Aug	Sep	Oct	Nov	Dec	Jan	Feb	Mar	Apr	May	Jun	Jul	Aug	Sep	Oct	Nov	Dec	Jan	Feb	Mar	Apr	May	Jun	Jul	Aug	Sep	Oct	Nov	Dec	Jan	Feb	Mar	Apr	May	Jun	Jul	Aug	Sep	Oct	Nov	Dec	Jan	Feb	Mar	Apr	May	Jun	Jul	Aug	Sep	Oct	Nov	Dec	Jan	Feb	Mar	Apr	May	Jun	Jul	Aug	Sep	Oct	Nov

Activity ID	Activity Name	OD	Start	Finish
NENTX				
1432	25-Jan-22 A		27-Dec-25	
CONSTRUCTION - INITIAL WORKS PHASE 1				
1403	11-Apr-22 A		27-Nov-25	
PORTION A - Advance Works & Site Establishment				
SITE ESTABLISHMENT AND MOBILISATION				
05-0001	Start of Site Establishment	0	12-May-22 A	
05-0002	Site Clearance	12	13-May-22 A	18-May-22 A
05-0003	Site Office Container Set-up at Portion D (2 floor level)	60	13-May-22 A	29-Jun-22
05-0004	Fencing, Gates, Signboard & Lighting	80	25-May-22 A	14-Aug-22
05-0005	Completion of Site Establishment Works	0		12-Aug-22
75	25-Apr-22 A		18-Aug-22	
SITE SURVEY & INVESTIGATION WORKS				
05-0007	UU Detection Report at Portion D	0		25-Apr-22 A
05-0008	Topographic Survey	0		25-Apr-22 A
05-0009	GI Works (Portion A)	75	04-Jun-22	18-Aug-22
05-0010	Tree Survey (Portion A)	0		17-Jun-22
05-0011	Tree Removal (Portion A)	59	19-Jun-22	18-Aug-22
ENVIRONMENTAL MONITORING				
05-0018	Conduct Baseline Monitoring for Construction	60	11-Apr-22	18-Jun-22
05-0019	Installation of Monitoring Station at Portion A and D	250	20-Jun-22	06-Apr-23
05-0020	Conduct Baseline Monitoring for Operation Period	255	04-Feb-25	27-Nov-25
470	12-Oct-22		11-Apr-24	
SITEWIDE Underground UTILITIES (Portion A to Portion D)				
05-0012	Excavation / Trench Works from Portion A to Portion D for all UG Utilities	120	12-Oct-22	28-Feb-23
05-0013	WSD - Water Pipe Laying from Portion A to Portion D buildings	90	25-Jan-23	09-Mar-23
05-0014	CLP Cable Laying Site boundary from Portion A to CLP Transformer Room at Process Building	90	10-May-23	22-Aug-23
05-0015	Portion A - Remaining LV Cable and UG Duct Utilities Laying and Distribute to all Site Buildings	60	22-Aug-23	31-Oct-23
05-0016	Telecom Cable Duct / Cable Laying (Process Building to all site buildings)	60	31-Oct-23	09-Jan-24
05-0017	Backfilling and Reenstatement Works - Portion A to D alignment Utilities (WSD,CLP,Telecom)	80	09-Jan-24	11-Apr-24
PORTION A - Infrastructure Treatment Area				
SITE FORMATION				
05-0021	Excavation / Soil Nail consent granted	0	17-Sep-22	11-Nov-23
05-0022	Site Formation Completed	0		11-Nov-23
320	17-Sep-22		22-Aug-23	
Soil Ground Platform at +50mPD/+55mPD				
05-0023	Installation of Main Haul Road RW 45 degree cut and fill slope from crest line	28	17-Sep-22	17-Oct-22
05-0024	Excavation for +50mPD (Re-use Top soil)	111	19-Oct-22	15-Feb-23
05-0025	Soil Nail for +50mPD to +60mPD	150	15-Feb-23	23-Jul-23
05-0026	Remaining Excavation for +55mPD to +60mPD (Re use Top soil)	64	21-Feb-23	29-Apr-23
05-0027	RC Wall Construction (+50mPD) chainage	134	03-Apr-23	22-Aug-23
05-0028	Bund Wall (+55mpd)	54	02-May-23	26-Jun-23
05-0029	Founding Level Inspection +55mPD	0		24-Jun-23
05-0030	Founding Level Inspection +50mPD	0		26-Jul-23
229	17-Jan-23		14-Sep-23	
Soil Ground Platform at +60mPD (LTW Plant)				
05-0031	Excavation for +60mPD (Re-use Top soil)	36	17-Jan-23	25-Feb-23
05-0032	Soil Nail Installation	115	25-Feb-23	27-Jun-23
05-0033	RC Wall Construction (+60mPD) chainage	96	12-Apr-23	20-Jul-23
05-0034	Bund Wall (+60mpd, +65mpd)	117	18-May-23	14-Sep-23
05-0035	Founding Level Inspection +60mPD	0		14-Sep-23
05-0036	Founding Level Inspection +65mPD	0		14-Sep-23
248	25-Feb-23		11-Nov-23	
Soil Ground Platform at +70mPD (LTW Plant)				
05-0037	Excavation for +70mPD (Re-use top soil)	113	25-Feb-23	24-Jun-23
05-0038	Soil Nail for +70mPD	130	26-Apr-23	06-Sep-23
05-0039	RC Construction (+70mPD) chainage	96	26-Jun-23	03-Oct-23
05-0040	Bund Wall (+70mpd)	56	13-Sep-23	11-Nov-23
05-0041	Founding Level Inspection +70mPD	0		11-Nov-23
PROCESS TREATMENT AREA				
891	28-Jun-23		04-Dec-25	
Process Building (+50mpd)				
05-0042	Substructure / Footing	40	26-Jul-23	04-Sep-23
05-0043	RC LG/F Beam and Column to G/F	42	05-Sep-23	20-Oct-23
05-0044	RC External Wall U/GF	18	18-Sep-23	09-Oct-23
05-0045	RC G/F Slab / beam and Walls/Column to 1/F	30	20-Oct-23	20-Nov-23
05-0046	RC 1/F Slab / beam and Walls/Column to R/F	29	20-Nov-23	19-Dec-23
05-0047	Commencement of E&M work in CLP Room G/F	0	11-Dec-23	
05-0048	CLP Inspection, Lead-in Cable & Connection	107	11-Dec-23	12-Apr-24
05-0050	RC Roof/U/R/F slab/beam	27	19-Dec-23	18-Jan-24
05-0051	Commencement of E&M work in Transformer Room, G/F LV Switch Room	0	13-Jan-24	
05-0052	Transformer & LV Switch Room MEP Installation	80	15-Jan-24	17-Apr-24
05-0053	Building Envelope Enclosure	90	18-Jan-24	25-Apr-24
05-0054	ABWF, MEP Installation (G/F to R/F)	180	19-Jan-24	16-Aug-24
05-0055	CLP Power-ON Energisation	0		17-Apr-24
05-0056	Completion of Process Building Structure with Watertightness Test	0		17-Apr-24
05-0057	Commencement of MEP Works in MCC Room, Control Room, Blower Room (VES / ATAL)	0	18-Apr-24	
05-0058	MCC Room MEP Installation	80	19-Apr-24	22-Jul-24
05-0059	LV Switchboard System & Sitewide Distribution	150	27-Apr-24	19-Oct-24
05-0060	Commencement of MEP installation in Control Room	0	17-May-24	
05-0061	Control Room MEP Installation	130	17-May-24	16-Oct-24
05-0062	Control room, Blower MEP Installation	130	17-May-24	16-Oct-24
05-0063	Completion of All Process Building Works & Documentation and Ready for FS Inspection (2nd Stage)	0		16-Oct-24
05-0064	FS Inspection and Defects Rectification for Process Building (2nd Stage)	180	19-Oct-24	17-May-25
678	28-Jun-23		10-Jun-25	
LFG Plant (+55mpd)				
05-0065	Substructure / Foundation works	90	28-Jun-23	26-Sep-23
05-0066	Handover of Foundation Top	0		26-Sep-23
05-0067	MEP Installation	450	08-Oct-23	22-Jan-25
05-0068	Testing & Pre-Commissioning	150	02-Jan-25	10-Jun-25
753	13-Nov-23		04-Dec-25	
LTW Plant (+60mpd, +70mpd)				
05-0069	Substructure / Foundation works	86	13-Nov-23	09-Feb-24
05-0070	Ammonia Stripper	180	10-Feb-24	07-Sep-24
05-0071	Handover of Foundation Top	0		14-Feb-24
05-0072	MEP Installation	510	14-Feb-24	01-Aug-25
05-0073	BS and Plant Equipment and Instrument Works (ramped provision from 60mpd - 70mpd)	180	12-Feb-24	07-Sep-24
05-0074	SBR Tanks	150	19-Feb-24	12-Aug-24
05-0075	DG Storage Area	150	14-Feb-24	20-Jul-24
05-0076	Licensing on DG Storage Area	270	13-Aug-24	25-May-25
05-0077	ABWF works	210	09-Sep-24	12-May-25
05-0078	Testing & Pre-Commissioning	150	04-Jul-25	04-Dec-25
240	09-May-23		14-Jan-24	
PORTION A - Underground Drainage and Process Pipeworks				
05-0079	Segment 3 - Excavation and Pipe Laying Works at Main EVA road LTW to LFG area	60	13-Nov-23	14-Jan-24
05-0080	Segment 1 chainage - Excavation and Pipe Laying Entrance to LFG bldg (Lane road 1 LHS)	60	09-May-23	11-Jul-23
05-0081	Segment 2 Chainage - Excavation and Pipe Laying Entrance to LFG bldg (Lane road 2 RHS)	60	08-Jul-23	06-Sep-23
05-0082	Segment 4 chainage - Excavation and Pipe Laying at Process building round about	60	06-Sep-23	09-Nov-23
PORTION A - EVA Road Paving Works				
05-0067.01	EVA Road Pavement Works from LTW to LFG Area	90	12-Jan-24	19-Apr-24
05-0067.02	EVA Road Pavement Works Within Process Building and Main Entrance	120	12-Apr-24	14-Aug-24
05-0067.03	Handover to Veolia	0		10-Aug-24
SITEWIDE Interfacing and Coordination				
05-0083	Water Supply / WSD	540	03-Aug-22	24-Feb-24
05-0084	Power Supply / CLP	540	03-Aug-22	24-Feb-24
05-0085	NENT / NENTX	513	03-Aug-22	24-Jan-24
05-0086	Telecom	120	25-Jan-24	02-Jun-24
PORTION C - Waste Reception Area				
05-0087	Vehicle Wash Facility Upgrade Work	100	04-Feb-25	30-May-25
05-0089	Weighbridge Upgrade Work	75	04-Feb-25	01-May-25
05-0091	Weighmaster House Refurbishment & Upgrade Work	75	04-Feb-25	01-May-25
05-0092	Wheel Wash Bath Upgrade Work	75	04-Feb-25	01-May-25
05-0093	Guard House & Entrance Gate Upgrade Work	60	04-Feb-25	14-Apr-25
05-0094	General Area & Access Road	60	04-Feb-25	14-Apr-25
05-0095	Diesel Fuel Tanks	60	04-Feb-25	14-Apr-25



▬	Remaining Level of Effort
▬	Actual Work
▬	Remaining Work
▬	Critical Remaining Work
◆	Milestone
▬	Summary

NORTH EAST NEW TERRITORIES (NENTX) LANDFILL EXTENSION

BASELINE PROGRAMME - EXTRACTED (REV.3)

INITIAL WORKS (PHASE 1)

Page 1 of 4



Date	Revision	Checked	Approved
08-Jul-22	EXTRACTED - ISSUED 14JAN2023	DW	AY

Activity ID	Activity Name	OD	Start	Finish	2022												2023												2024												2025												2026												2027											
					Dec	Jan	Feb	Mar	Apr	May	Jun	Jul	Aug	Sep	Oct	Nov	Dec	Jan	Feb	Mar	Apr	May	Jun	Jul	Aug	Sep	Oct	Nov	Dec	Jan	Feb	Mar	Apr	May	Jun	Jul	Aug	Sep	Oct	Nov	Dec	Jan	Feb	Mar	Apr	May	Jun	Jul	Aug	Sep	Oct	Nov	Dec	Jan	Feb	Mar	Apr	May	Jun	Jul	Aug	Sep	Oct	Nov	Dec	Jan	Feb	Mar	Apr	May	Jun	Jul	Aug	Sep	Oct	Nov
PORTION D - Accomodation Buildings					954	25-Jan-22 A	04-Sep-24																																																																					
Advanced Works					822	25-Jan-22 A	15-Jun-24																																																																					
05-00100	Topographic Survey	0		25-Apr-22 A																																																																								
05-00101	GI Works	70	04-Aug-22	15-Oct-22																																																																								
05-00102	Existing Utility Diversion, Interface & Advanced Works	0		10-Oct-22																																																																								
05-00104	Moving IN to completed Integrated Building Office - for IC/ER and construction project team	0		10-May-24																																																																								
05-0096	Possession of Portion D	0	25-Jan-22																																																																									
05-0097	Site Clearance & Temporary Access Roads	52	11-Mar-22	09-May-22																																																																								
05-0098	Duration at 2 Floor Level Temporary Site Office - IC/ER and construction project team	690	18-Jun-22	15-Jun-24																																																																								
05-0099	Environmental Monitoring	26	25-Apr-22	24-Feb-24																																																																								
FIRE SERVICE BUILDING					501	11-Oct-22	24-Feb-24																																																																					
Substructure					95	11-Oct-22	19-Jan-23																																																																					
05-00105	Site Formation - Excavation / UG Utilities	60	11-Oct-22	09-Dec-22																																																																								
05-00106	Installation of Earth Mat	7	10-Dec-22	16-Dec-22																																																																								
05-00107	RC Footing/Beam to G/F	28	17-Dec-22	19-Jan-23																																																																								
Superstructure					393	20-Jan-23	16-Feb-24																																																																					
05-00108	G/F RC slab/beam and column and wall to 1/F	22	20-Jan-23	14-Feb-23																																																																								
05-00109	1/F RC slab/beam and column and wall to 2/F	25	15-Feb-23	12-Mar-23																																																																								
05-00110	Removal and clearing of falsework at G/F	8	16-Mar-23	24-Mar-23																																																																								
05-00111	2/F RC slab/beam and column and wall to R/F	25	12-Mar-23	07-Apr-23																																																																								
05-00112	Scaffolding installation within perimeter	65	12-Mar-23	16-May-23																																																																								
05-00113	Watertightness Test at G/F FS Tank Room	35	24-Mar-23	28-Apr-23																																																																								
05-00114	R/F slab/beam	24	09-Apr-23	04-May-23																																																																								
05-00115	Removal and clearing of falsework at 1/F	8	21-Apr-23	29-Apr-23																																																																								
05-00116	Removal and clearing of falsework at 2/F	8	02-Jun-23	10-Jun-23																																																																								
05-00117	Installation of Visitor / Cafeteria Pod at R/F	90	10-Jun-23	08-Sep-23																																																																								
05-00118	Scaffolding removal within perimeter	8	08-Feb-24	16-Feb-24																																																																								
ABWF & E&M					298	01-May-23	24-Feb-24																																																																					
Ground Floor					283	01-May-23	08-Feb-24																																																																					
05-00119	Ground Floor Access Date	0	01-May-23																																																																									
05-00120	ABWF and Internal Finishes Works	70	23-Jul-23	04-Oct-23																																																																								
05-00121	BS Works / FS Pump Room and T&C	70	03-Oct-23	12-Dec-23																																																																								
05-00122	BS Electrical Meter Room - Final Connection and T&C	30	09-Jan-24	08-Feb-24																																																																								
05-00123	WSD Water Meter Room and Final Connection	30	10-Nov-23	10-Dec-23																																																																								
1st Floor					121	20-May-23	18-Sep-23																																																																					
05-00124	1st Floor Access Date	0	20-May-23																																																																									
05-00125	ABWF and Internal Finishes Works	60	21-May-23	23-Jul-23																																																																								
05-00126	BS Works	60	20-Jul-23	18-Sep-23																																																																								
2nd Floor					125	11-Jul-23	13-Nov-23																																																																					
05-00127	2nd Floor Access Date	0	11-Jul-23																																																																									
05-00128	ABWF and Internal Finishes Works	60	12-Jul-23	10-Sep-23																																																																								
05-00129	BS Works	60	10-Sep-23	13-Nov-23																																																																								
Roof Floor					122	20-Aug-23	20-Dec-23																																																																					
05-00130	Roof Floor Access Date	0	20-Aug-23																																																																									
05-00131	ABWF and External Trellis Finishes Works	60	21-Aug-23	24-Oct-23																																																																								
05-00132	BS and T&C Works	60	20-Oct-23	20-Dec-23																																																																								
Visitor Cafeteria POD					119	20-Oct-23	24-Feb-24																																																																					
05-00331	Builders and ABWF Finishes Works	60	20-Oct-23	20-Dec-23																																																																								
05-00332	BS and T&C Works	60	19-Dec-23	24-Feb-24																																																																								
INTEGRATED OFFICE BUILDING					489	10-Dec-22	12-Apr-24																																																																					
Substructure					101	10-Dec-22	29-Mar-23																																																																					
05-00133	Site Formation - Excavation / UG Utilities	57	10-Dec-22	13-Feb-23																																																																								
05-00134	Installation of Earth Mat	7	13-Feb-23	20-Feb-23																																																																								
05-00135	RC Footing/Beam to G/F	37	21-Feb-23	29-Mar-23																																																																								
Superstructure					379	30-Mar-23	12-Apr-24																																																																					
05-00136	G/F RC slab/beam and column and wall to 1/F	35	30-Mar-23	08-May-23																																																																								
05-00137	1/F RC slab/beam and column and wall to 2/F	40	09-May-23	19-Jun-23																																																																								
05-00138	Removal and clearing of falsework at G/F	8	07-Jun-23	15-Jun-23																																																																								
05-00139	2/F RC slab/beam and column/wall to R/F	38	19-Jun-23	29-Jul-23																																																																								
05-00140	Removal and clearing of falsework at 1/F	8	19-Jun-23	27-Jul-23																																																																								
05-00141	R/F RC slab/beam and column/wall to UR slab/beam	40	29-Jul-23	07-Sep-23																																																																								
05-00142	Scaffolding installation within perimeter	14	29-Jul-23	12-Aug-23																																																																								
05-00143	Removal and clearing of falsework at 2/F	8	28-Aug-23	05-Sep-23																																																																								
05-00144	Scaffolding removal and clearing within perimeter	24	19-Mar-24	12-Apr-24																																																																								
ABWF & E&M					281	16-Jun-23	23-Mar-24																																																																					
Ground Floor					232	16-Jun-23	03-Feb-24																																																																					
05-00145	Ground Floor Access Date	0	16-Jun-23																																																																									
05-00146	ABWF and Internal Finishes Works	60	23-Jul-23	21-Sep-23																																																																								
05-00147	BS Works and Electrical Meter Room Final Connection	120	03-Oct-23	03-Feb-24																																																																								
1st Floor					126	27-Jul-23	30-Nov-23																																																																					
05-00148	1st Floor Access Date	0	27-Jul-23																																																																									
05-00149	ABWF and Internal Finishes Works	60	28-Jul-23	26-Sep-23																																																																								
05-00150	BS Works	60	27-Sep-23	30-Nov-23																																																																								
2nd Floor					124	19-Sep-23	21-Jan-24																																																																					
05-00151	2nd Floor Access Date	0	19-Sep-23																																																																									
05-00152	ABWF and Internal Finishes Works	60	20-Sep-23	23-Nov-23																																																																								
05-00153	BS Works	60	19-Nov-23	21-Jan-24																																																																								
Roof Floor					125	19-Nov-23	23-Mar-24																																																																					
05-00154	Roof Floor Access Date	0	19-Nov-23																																																																									
05-00155	ABWF and External Trellis Finishes Works	60	20-Nov-23	22-Jan-24																																																																								
05-00156	BS / Lift and T&C Works	60	19-Jan-24	23-Mar-24																																																																								
OPERATION AND MAINTENANCE BUILDING					487	01-Mar-23	29-Jun-24																																																																					
Substructure					113	01-Mar-23	28-Jun-23																																																																					
05-00157	Site Formation - Excavation / UG Utilities	84	01-Mar-23	29-May-23																																																																								
05-00158	Installation of Earth Mat	7	30-May-23	06-Jun-23																																																																								
05-00159	RC Footing	21	07-Jun-23	28-Jun-23																																																																								
Superstructure					259	29-Jun-23	13-Mar-24																																																																					
05-00160	G/F to 1/F RC slab/beam and column works	25	29-Jun-23	24-Jul-23																																																																								
05-00161	1/F to 2/F RC slab/beam and column works	25	24-Jul-23	18-Aug-23																																																																								
05-00162	2/F to R/F RC slab/beam and column works	26	18-Aug-23	13-Sep-23																																																																								
05-00163	Scaffolding installation within perimeter	40	18-Aug-23	27-Sep-23																																																																								
05-00164	Removal and clearing of falsework at G/F	8	23-Aug-23	31-Aug-23																																																																								
05-00165	R/F RC works slab / beam works	30	13-Sep-23	16-Oct-23																																																																								
05-00166	Removal and clearing of falsework at 1/F	8	17-Sep-23	25-Sep-23																																																																								
05-00167	Removal and clearing of falsework at 2/F	8	13-Oct-23	21-Oct-23																																																																								
05-00168	Scaffolding removal and clearing within perimeter	22	20-Feb-24	13-Mar-24																																																																								
ABWF & E&M					277	26-Sep-23	29-Jun-24																																																																					
Ground Floor					148	26-Sep-23	21-Feb-24																																																																					
05-00169	Ground Floor Access Date	0	26-Sep-23																																																																									
05-00170	ABWF and Internal Finishes Works	70	27-Sep-23	10-Dec-23																																																																								
05-00171	BS Works / FS Pump Room and T&C	70	06-Dec-23	21-Feb-24																																																																								
05-00172	BS Electrical Meter Room - Final Connection and T&C	30	15-Jan-24	14-Feb-24																																																																								
05-00173	WSD Water Meter Room and Final Connection	30	15-Jan-24	14-Feb-24																																																																								
1st Floor					128	22-Oct-23	27-Feb-24																																																																					
05-00174	1st Floor Access Date	0	22-Oct-23																																																																									
05-00175	ABWF and Internal Finishes Works	60	24-Oct-23	22-Dec-23																																																																								
05-00176	BS Works	60	22-Dec-23	27-Feb-24																																																																								
2nd Floor					125	21-Dec-23	24-Apr-24																																																																					
05-00177	2nd Floor Access Date	0	21-Dec-23																																																																									
05-00178	ABWF and Internal Finishes Works	60	22-Dec-23	27-Feb-24																																																																								
05-00179	BS Works	60	20-Feb-24	24-Apr-24																																																																								
Roof Floor					191	21-Dec-23	29-Jun-24																																																																					
05-00180	Roof Floor Access Date	0	21-Dec-23																																																																									

- ▬ Remaining Level of Effort
- ▬ Actual Work
- ▬ Remaining Work
- ▬ Critical Remaining Work
- ◆ Milestone
- ▬ Summary







NORTH EAST NEW TERRITORIES (NENTX) LANDFILL EXTENSION
BASELINE PROGRAMME - EXTRACTED (REV.3)
INITIAL WORKS (PHASE 1)



Date	Revision	Checked	Approved
08-Jul-22	EXTRACTED - ISSUED 14JAN2023	DW	AY

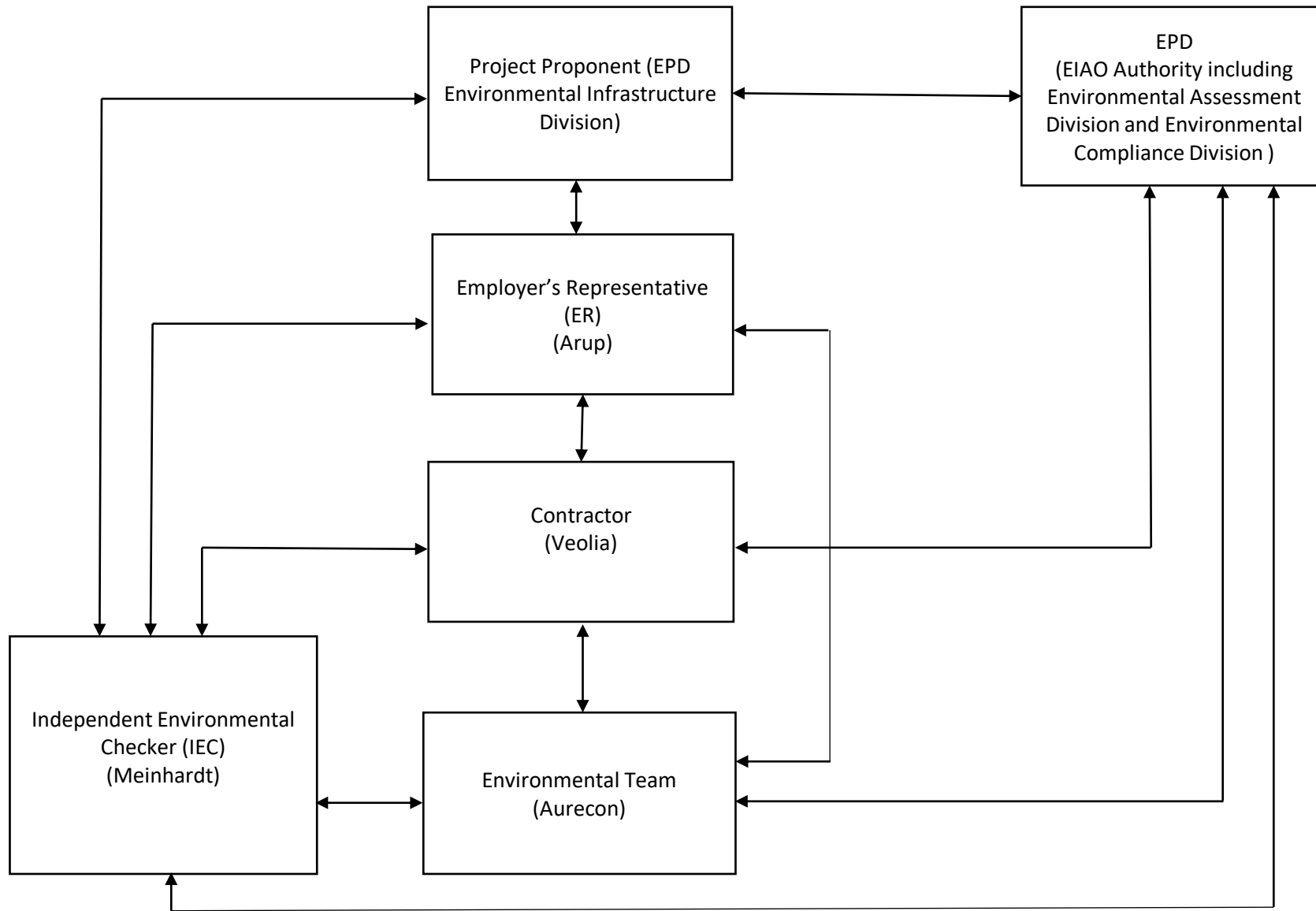


Appendix B Construction Site Activities

Construction Activities	Photos	When	Where	Who	What - ENV Impacts	Mitigation Measures
Material loading and unloading, site traffic		Dec 22 to Dec 23	Portion A, SBA to Alternative Disposal Ground	PYE	Dust, bringing mud to the common haul road	Speed limit, covering of materials and water spraying, lorry washing at the exit of the site
Permanent site office foundation works with pouring of concrete		Dec 22 to Aug 23	Portion D	PYE	Washout flowing to site water discharge point, dust emissions	Avoid the spillage of concrete, lorry washing at designated area, operation and maintenance of water treatment facility at discharge point
Site clearance		Dec 22 to Aug 23	Portion A, Portion E3-1, Portion E4, Portion E1/B2	PYE	Wash out going to surface water channel and site water discharge point, generation of yard waste	Cover exposed slope by tarpaulin, diversion of surface water, operation and maintenance of water treatment facility at discharge point, implementation of trip ticket system
Installation of permanent fencing		Dec 22 to Aug 23	Portion A, Portion B1, Portion E4	PYE	Dust	Covering of cement storage area, enclosure of mixing area
Site formation		Dec 22 to Dec 23	Portion A, Portion E3-1	PYE	Generation of C&D waste	Implementation of trip ticket system, waste recycling, internal waste transfer
Tree Felling		Dec 22 to Aug 23	Portion E3-1, E4, E1/B2	PYE	Generation of yard waste	Implementation of trip ticket system, waste recycling, internal waste transfer

Remark:
PYE is the Sub-contractor for this project.

Appendix C Project Organization Chart & Management Structure



Notes:

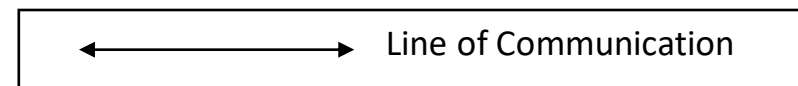
EPD - Environmental Protection Department

Arup – Ove Arup & Partners Limited

Veolia - Veolia Environmental Services Hong Kong Limited

Meinhardt - Meinhardt Infrastructure And Environment Limited

Aurecon - Aurecon Hong Kong Limited



Appendix D Detail Status of FEP & EP Submission

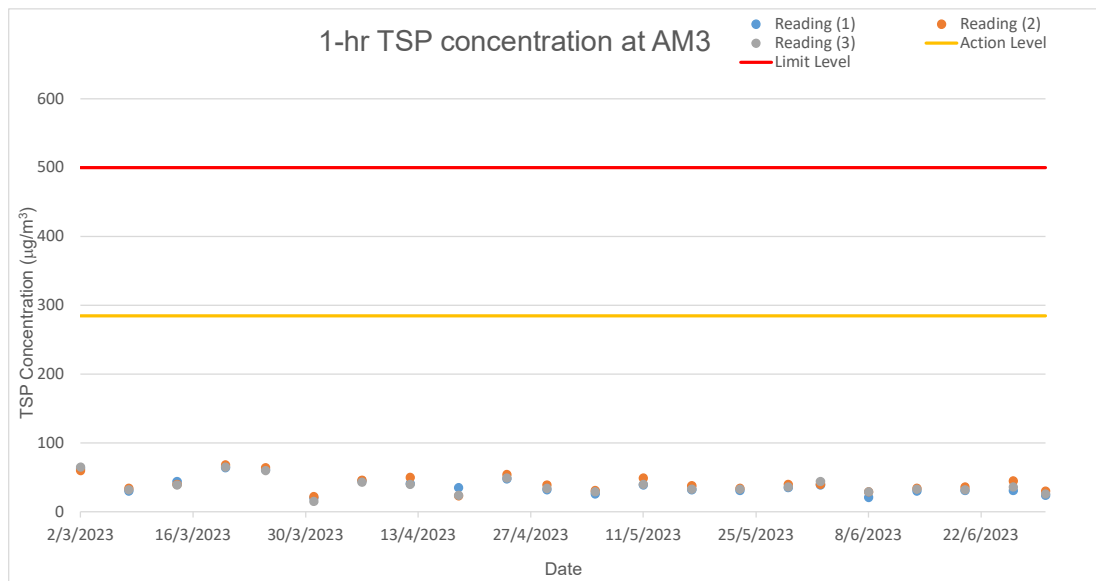
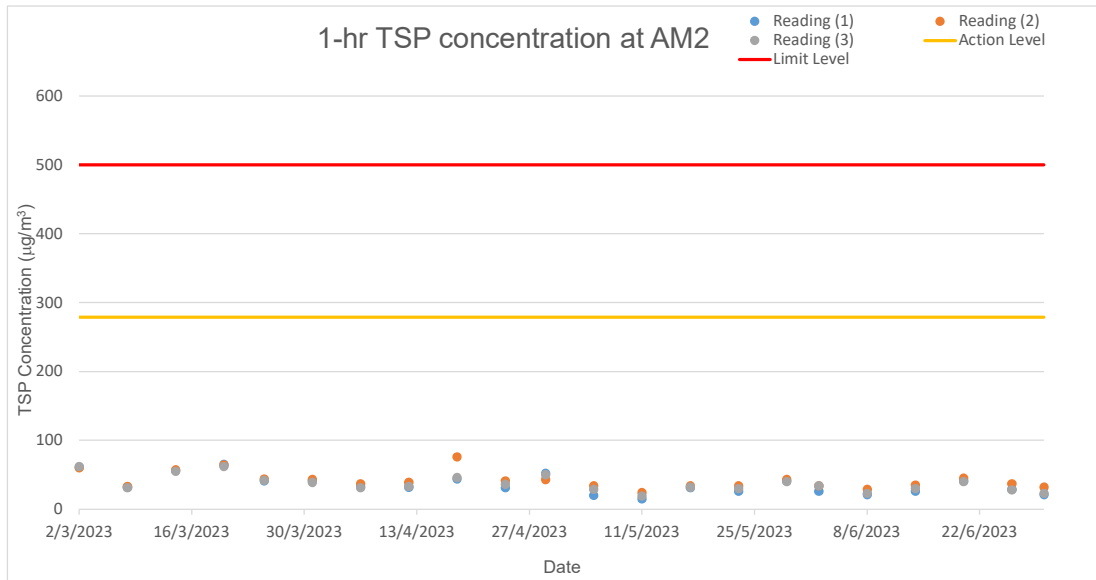
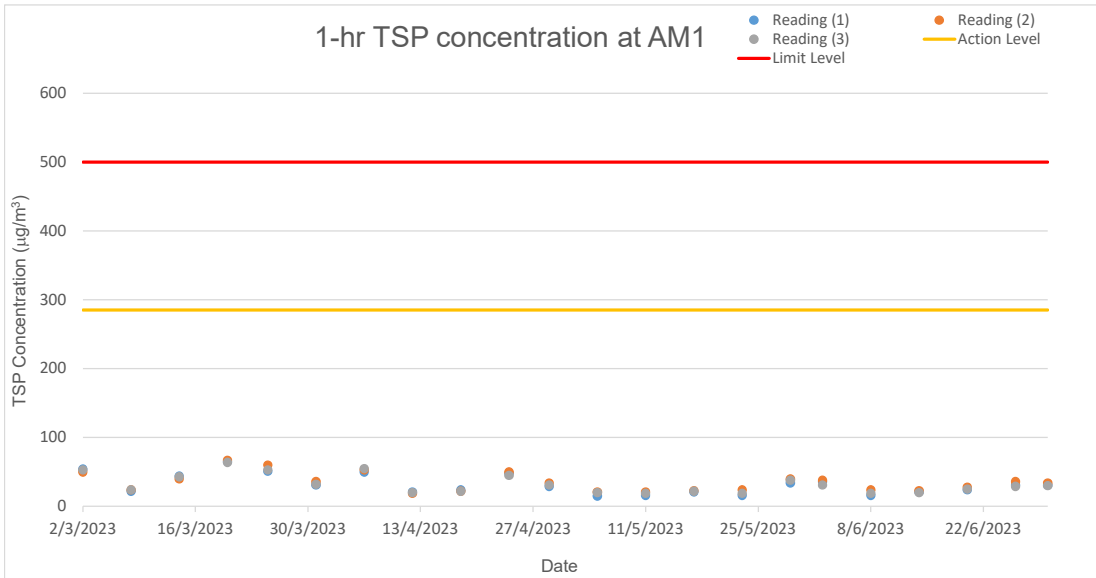
Detail Status of Submissions required under the FEP & EP

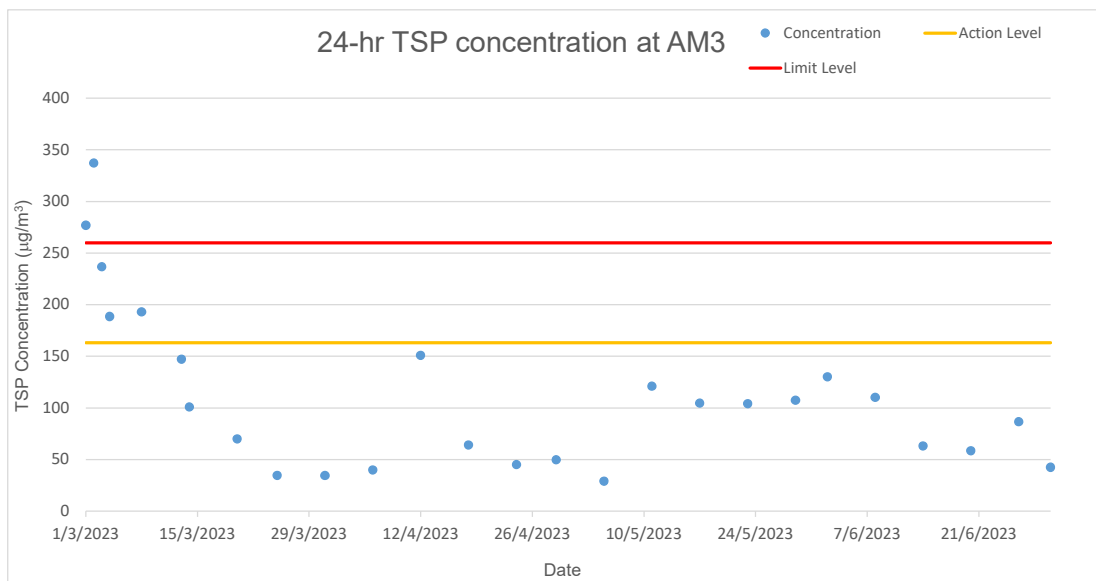
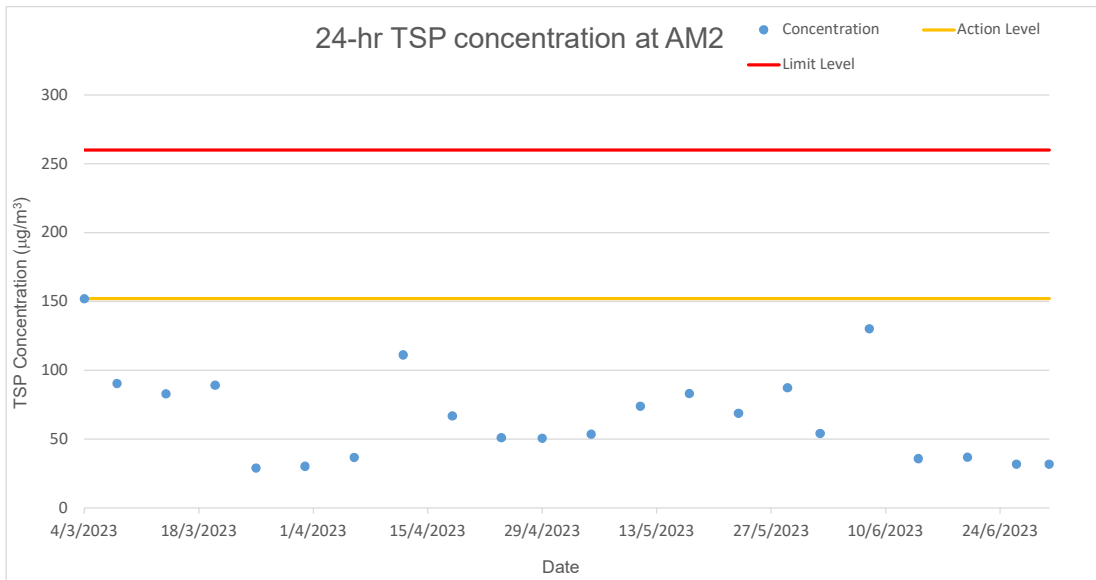
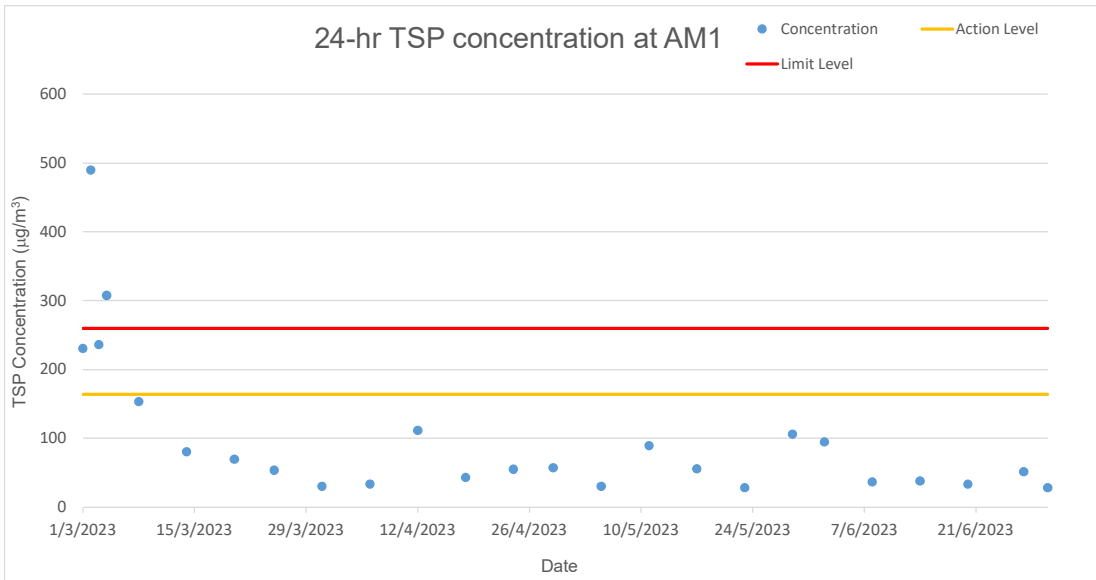
FEP Condition	EP Condition	Submission / Measures	Status
2.1	2.3	Management Organization of Main Construction Companies	Submission Date (12 Oct 2022)
2.2	2.4	Setting up of Community Liaison Group (CLG)	Submission Date (12 Oct 2022) 1 st CLG meeting (12 Jan 2023)
2.3	2.5	Submission of EM&A Manual	Submission Date (12 Oct 2022)
2.4	2.6	Submission of Preservation of Cultural Landscape Features	Survey and Preservation of Grave Records: Submission Date (15 Oct 2022) Survey and Preservation of Boulder Paths: Submission Date (12 Oct 2022)
2.5	2.7	Submission of Vegetation Survey (Transplantation Proposal)	Submission Date (2 September 2022)
2.6	2.8	Submission of translocation proposal	Submission Date (8 July 2022)
2.7	2.9	Submission of Transplantation Report and Post-Transplantation Monitoring	Submission Date (19 Jan 2023) 1 st monitoring (24 Nov 2022) 2 nd monitoring (9 Dec 2022) 3 rd monitoring (21 Dec 2022) 4 th monitoring (13 Jan 2023) 5 th monitoring (26 Jan 2023) 6 th monitoring (8 Feb 2023) 7 th monitoring (24 Feb 2023) 8 th monitoring (20 Mar 2023) 9 th monitoring (21 Apr 2023) 10 th monitoring (17 May 2023) 11 th monitoring (16 Jun 2023)

FEP Condition	EP Condition	Submission / Measures	Status
2.8	2.10	Submission of Translocation Report and Post-Translocation Monitoring	<p>Translocation was carried out in July 2022</p> <p>Submission Date (27 December 2022)</p> <p>1st monitoring (29 Aug 2022)</p> <p>2nd monitoring (28 Sep 2022)</p> <p>3rd monitoring (28 Oct 2022)</p> <p>4th monitoring (28 Oct 2022)</p> <p>5th monitoring (29 Dec 2022)</p> <p>6th monitoring (30 Jan 2023)</p> <p>7th monitoring (24 Feb 2023)</p> <p>8th monitoring (20 Mar 2023)</p> <p>9th monitoring (19 Apr 2023)</p> <p>10th monitoring (12 May 2023)</p> <p>11th monitoring (7 Jun 2023)</p>
2.9	2.11	Submission of Detailed Landfill Gas Hazard Assessment Report	Submission Date (6 Oct 2022)
2.10	2.12	Submission of Waste Management Plan	Submission Date (30 December 2022)
3.2	3.2	Submission of Baseline Monitoring Report	Submission Date (30 Nov 2022)
3.3	3.3	Submission of Monthly EM&A Report	<p>1st report (Dec 2022)</p> <p>2nd report (Jan 2023)</p> <p>3rd report (Feb 2023)</p> <p>4th report (Mar 2023)</p> <p>5th report (Apr 2023)</p> <p>6th report (May 2023)</p> <p>7th report (Jun 2023)</p>

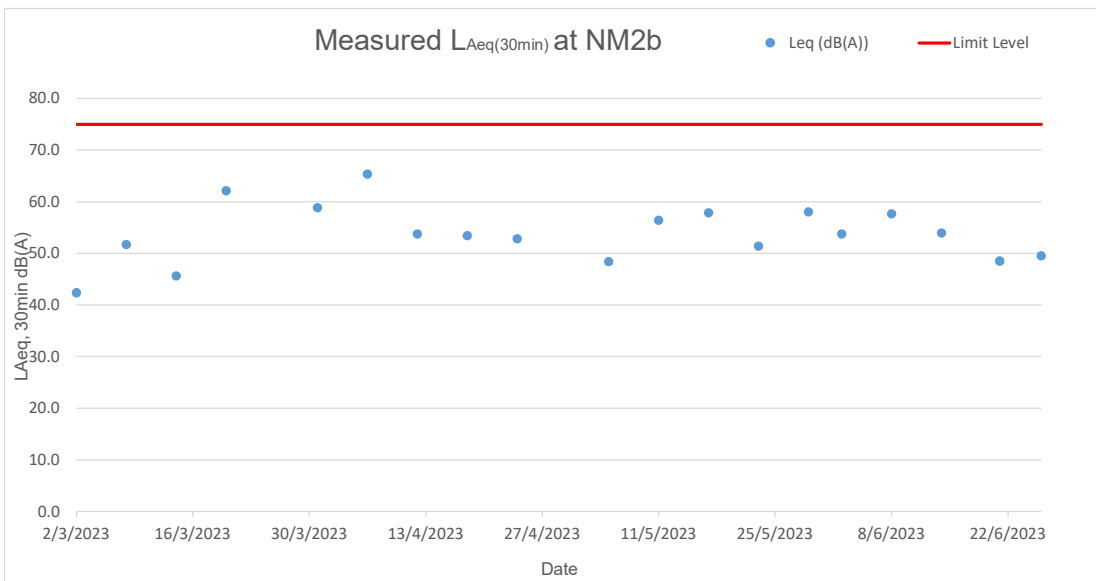
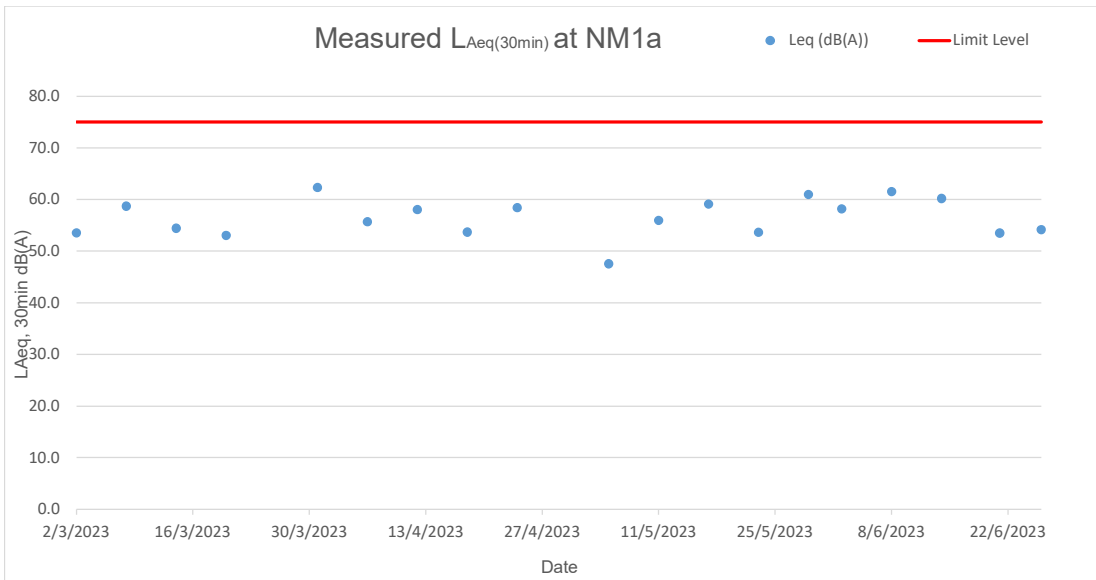
Appendix E Graphical Presentations

Air Quality



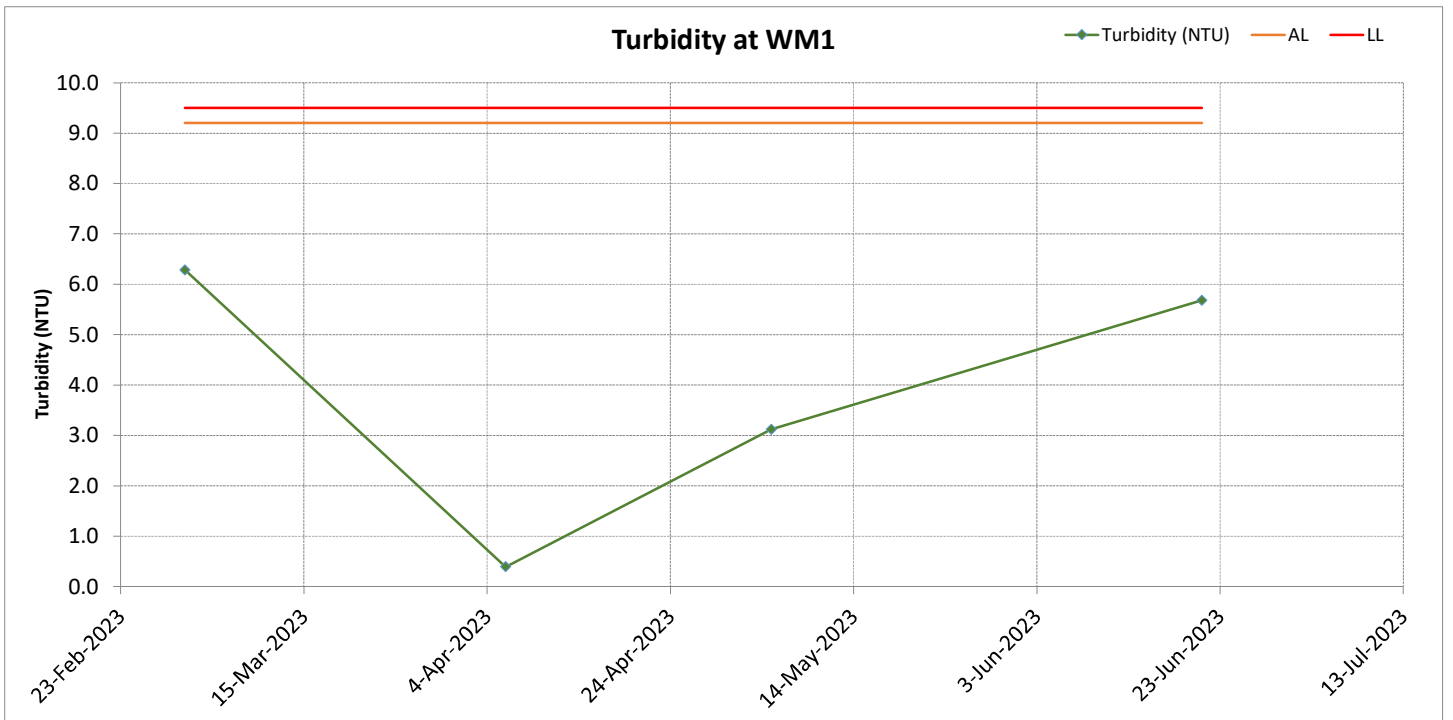
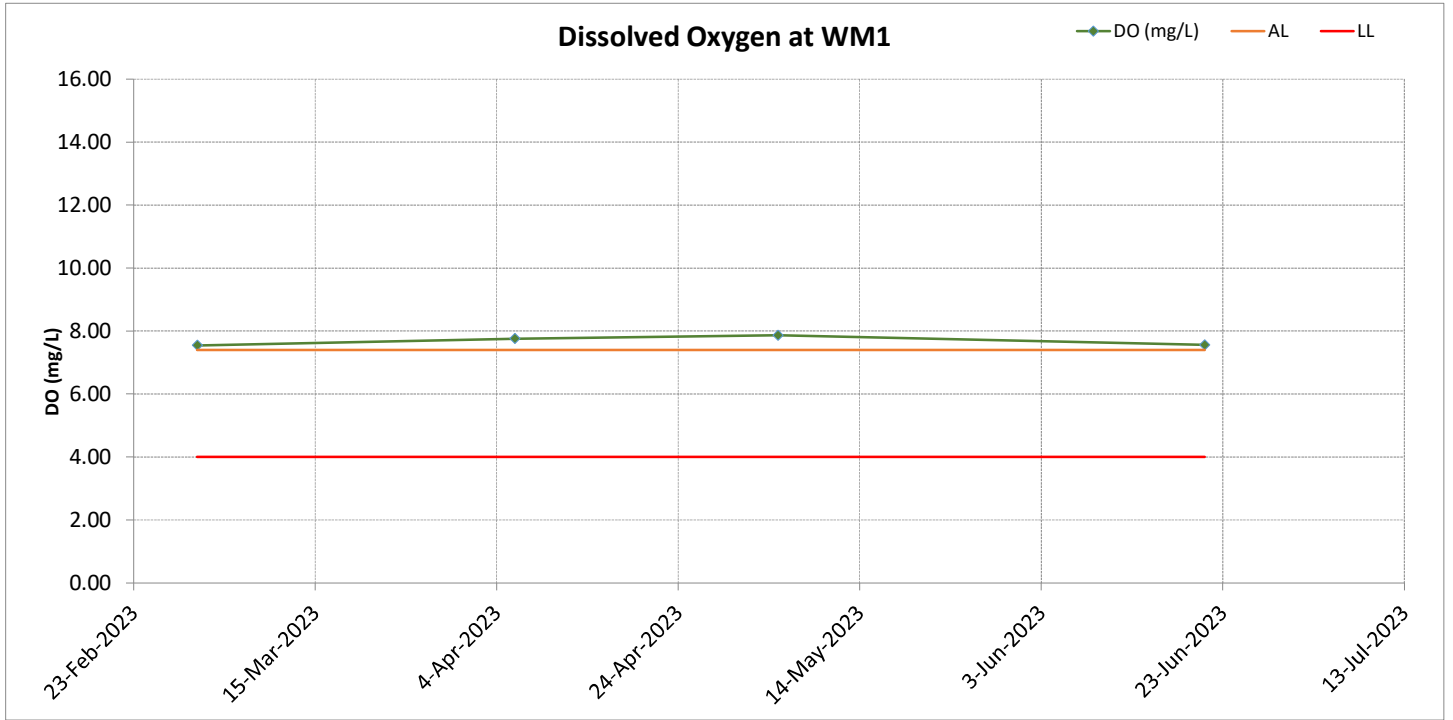


Noise

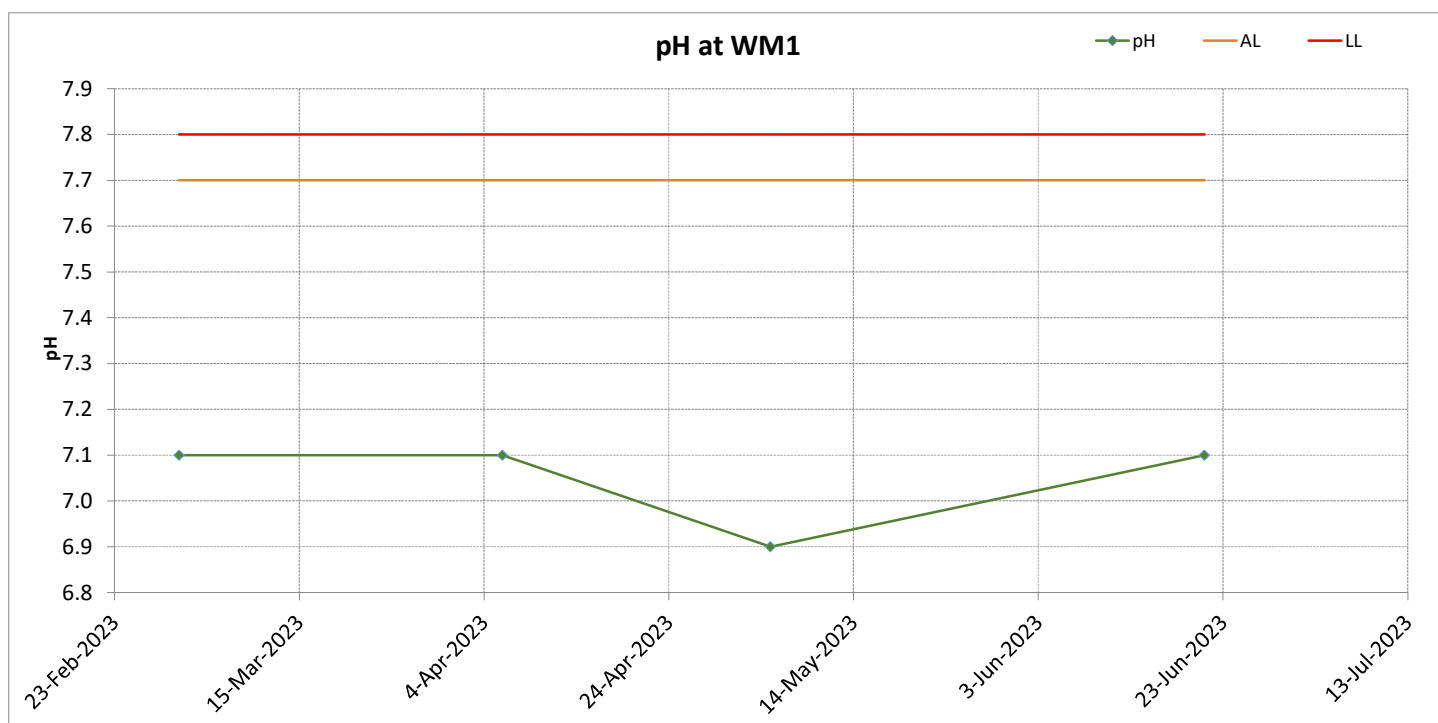
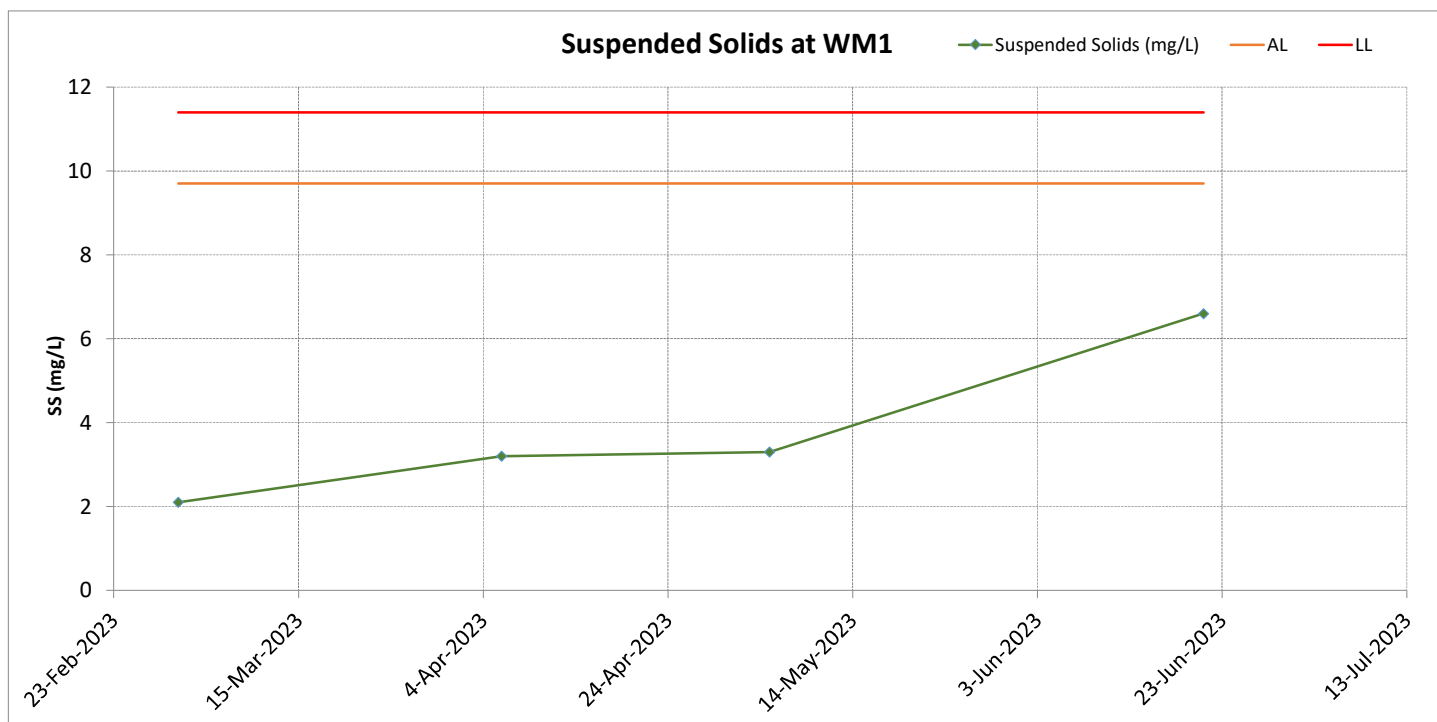


Water Quality

Surface Water Monitoring Results at WM1

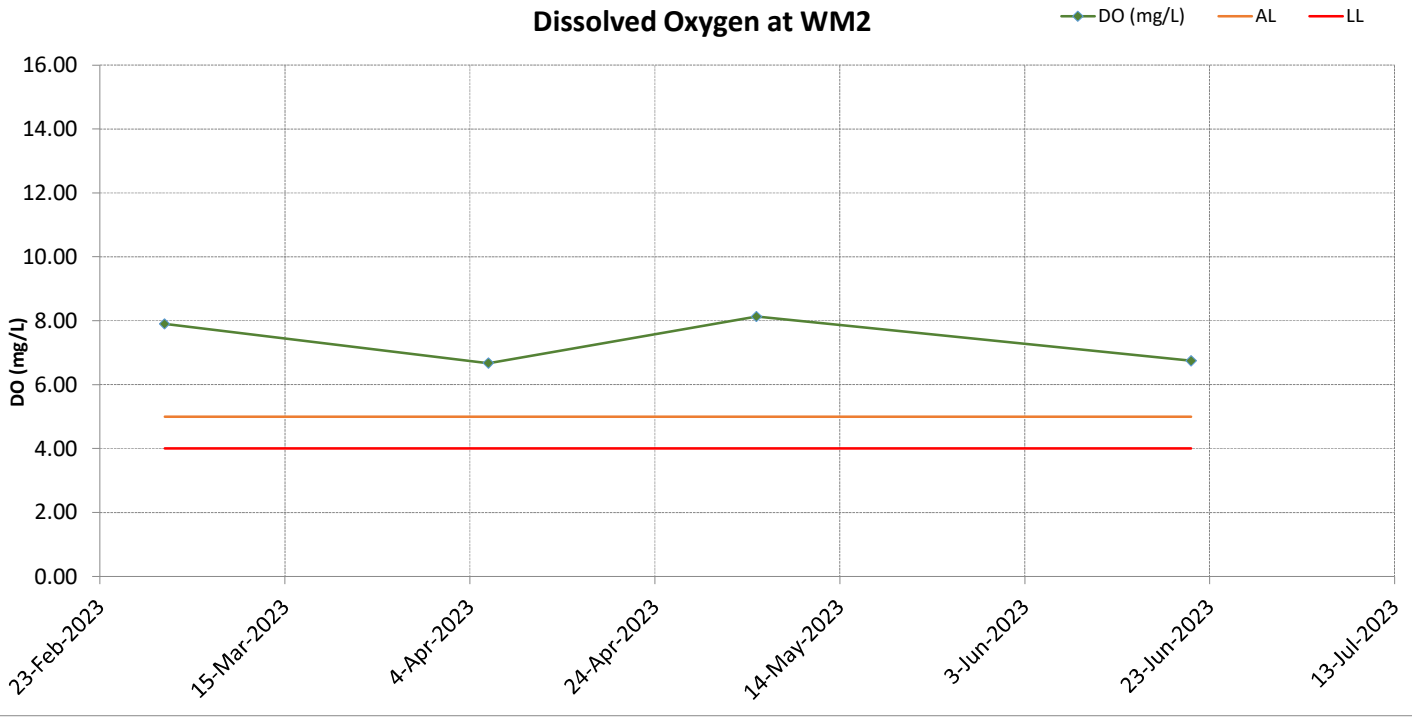


Surface Water Monitoring Results at WM1

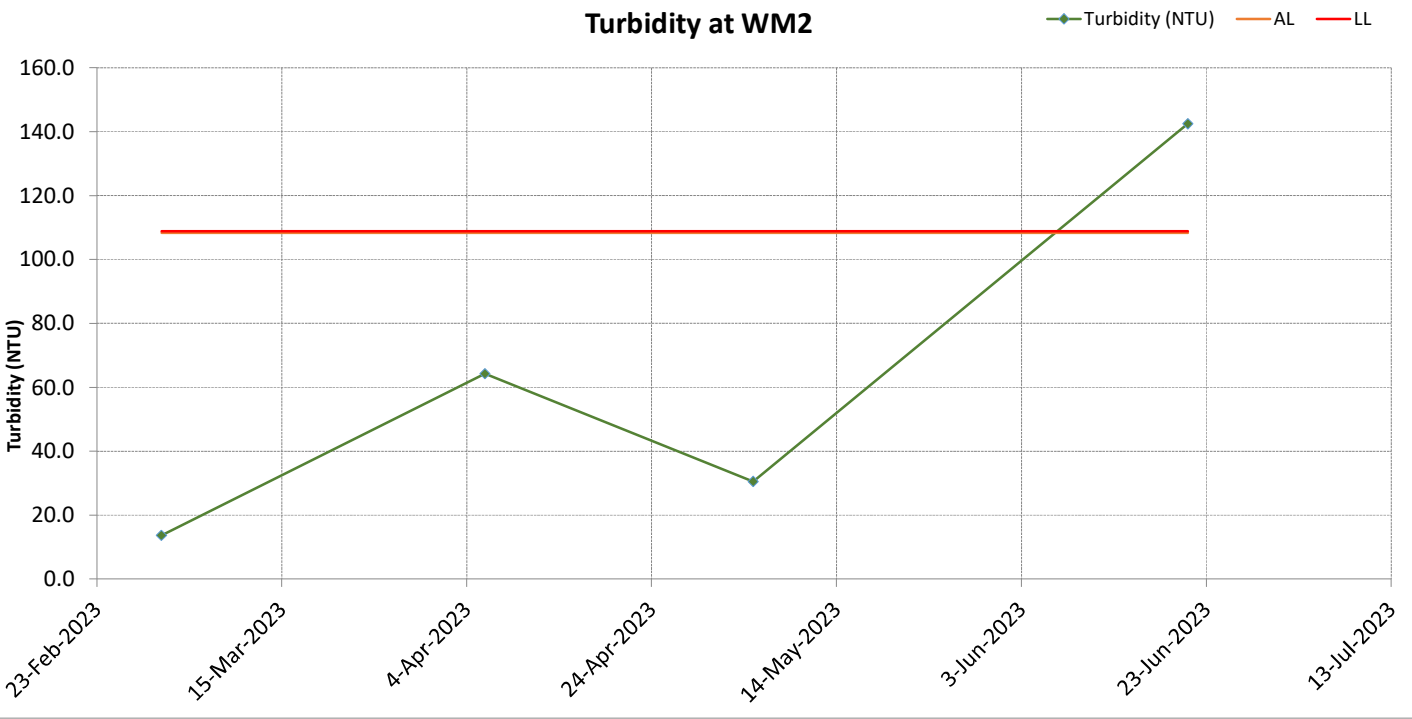


Surface Water Monitoring Results at WM2

Dissolved Oxygen at WM2

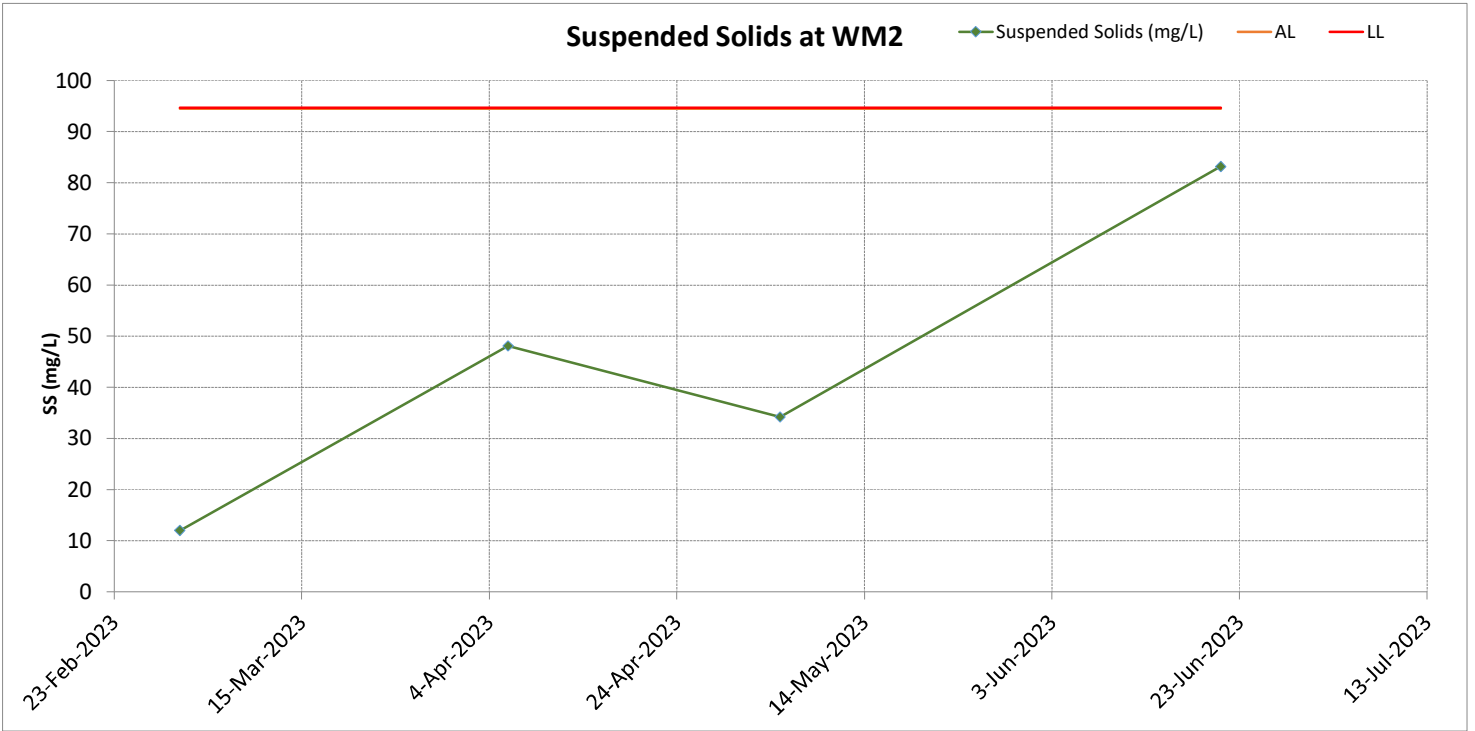


Turbidity at WM2

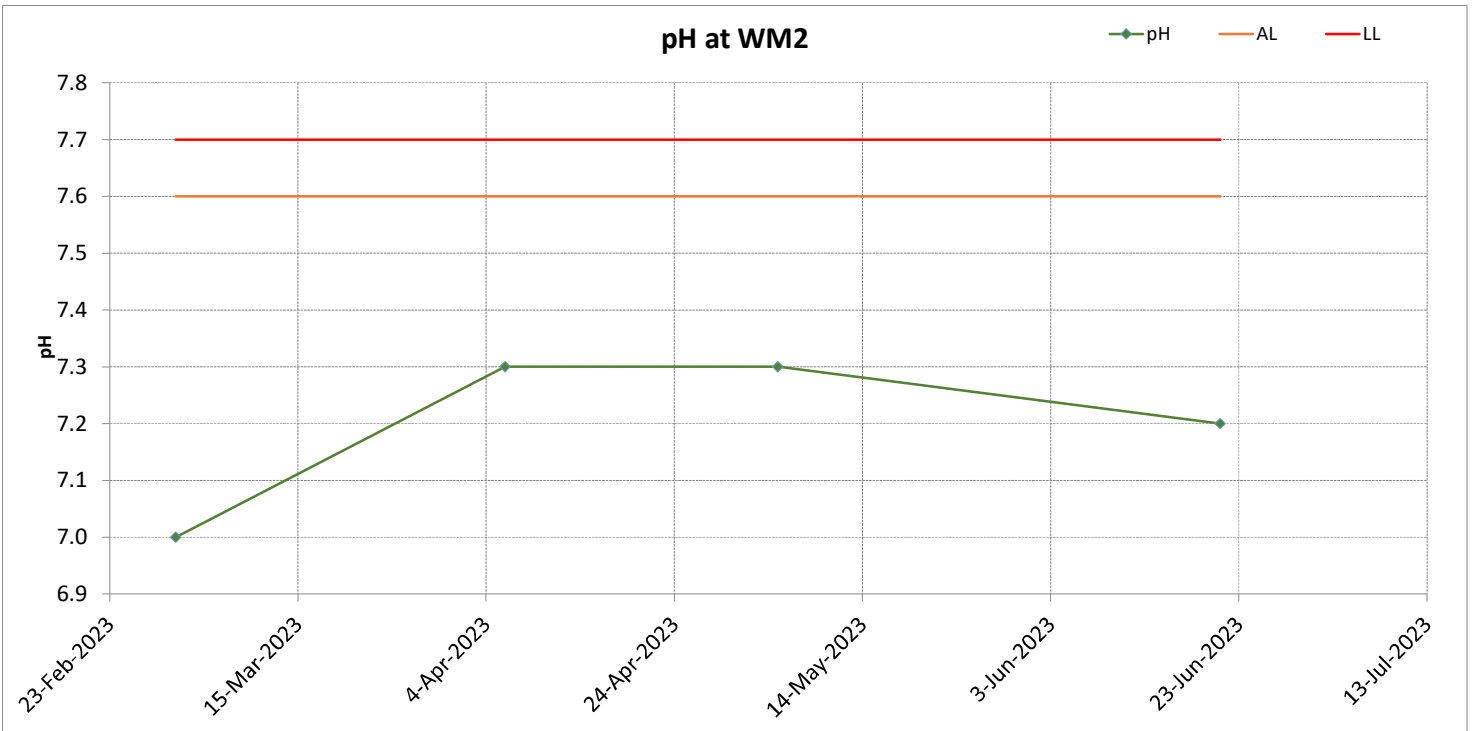


Surface Water Monitoring Results at WM2

Suspended Solids at WM2



pH at WM2



Appendix F Notification of Environmental Quality Limits Exceedance

Notification of Environmental Quality Limits Exceedance

Construction Dust

Dust Monitoring Station	Parameter	1-hr TSP	24-hr TSP	Exceedance Count			
				Reporting period		Accumulate project to date	
	Level Exceedance			Project related	Non-project replated	Project related	Non-project replated
AM1	Action	0	0	0	0	0	2
	Limit	0	0	0	0	0	3
AM2	Action	0	0	0	0	0	0
	Limit	0	0	0	0	0	0
AM3	Action	0	0	0	0	0	4
	Limit	0	0	0	0	0	3

Noise Monitoring

Monitoring Station	Monitoring Parameter(s)	No. of Exceedance	
		Action Level	Limit Level
NM1a	LAeq (30mins)	0	0
NM2a		0	0

Notification of Environmental Quality Limits Exceedance

Surface Water Monitoring

Monitoring Station	Monitoring Parameter(s)	No. of Exceedance	
		Action Level	Limit Level
WM1	Dissolved Oxygen	0	0
	pH	0	0
	Turbidity	0	0
	Suspended Solids	0	0
WM2	Dissolved Oxygen	0	0
	pH	0	0
	Turbidity	0	1#
	Suspended Solids	0	0

Remarks: # equal to "Investigation In progress"

Landfill Gas (LFG) Monitoring

LFG Monitoring Station	Monitoring Parameter(s)	No. of Exceedance
		Limit Level
Portion A +50 mpD to +70 mpD Platform	CH ₄	0
	CO ₂	0
	O ₂	0

Appendix G Waste Flow Table

Waste Flow Table

Month	Total Quantity Generated	Total Quantities of Inert C&D Materials to be Generated from the Contract					Total Quantities of Recyclables Generation				Total Quantities of C&D Materials to be Generated from the Contract		
		Hard Rock and Large Broken Concrete	Reused in the Contract	Reused in Other Projects	Disposed as Public Fill	Imported Fill	Metals	Paper / Cardboard Packaging	Plastics	Yard Waste (to Y-Park)	Chemical Waste	General Refuse	Others, e.g. non-recyclable yard waste
	(in tonne)	(in tonne)	(in tonne)	(in tonne)	(in tonne)	(in tonne)	(in tonne)	(in tonne)	(in tonne)	(in tonne)	(in '000L)	(in tonne)	(in tonne)
Dec-22	84.77	0	0	0	0	0	0	0	0	11.49	0	7.53	65.75
Jan-23	24.51	0	0	0	0	0	0	0	0	0	0	24.51	0
Feb-23	506.45	0	0	0	0	0	0	0	0	3.16	0	5.85	497.44
Mar-23	9,581.15	0	0	9,187	0	0	0	0	0	3.69	0	6.96	383.5
Apr-23	18,532.07	0	0	18,466	0	0	0	0	0	1.97	0	5.81	58.29
May-23	28,889.61	0	0	28,473	0	0	0	0	0	0	0	7.45	409.16
Jun-23	11,574.89	0	0	11,211	0	0	0	0	0	2.38	0	14.69	346.82
Total	69,193.45	0.00	0.00	67,337.00	0.00	0.00	0.00	0.00	0.00	22.69	0.00	72.80	1,760.96

Note:

1. The waste flow table shall also include C&D materials that are specified in the Contract to be imported for use at the Site.
2. Plastics refer to plastic bottles/containers, plastic sheets/foam from packaging material.

Appendix H Environmental Mitigation Implementation Schedule (EMIS)

North East New Territories (NENT) Landfill Extension
 Environmental Mitigation Implementation Schedule (EMIS) Construction Phase

EIA Ref.	EM&A Log Ref.	Recommended Precautionary/Mitigation Measures (to be implemented when the trigger level is exceeded, where necessary)	Objectives of the Recommended Measures & Main Concerns to address	Who to implement the measures?	Location of the measures	What requirement or standards for the measures to achieve?	Status
Air Quality							
S3.8.1	S3.1.8	The contractor shall follow the procedures and requirements given in the Air Pollution Control (Construction Dust) Regulation. <ul style="list-style-type: none"> Dust emission from construction vehicle movement is confined within the worksites area. Watering facilities will be provided at every designated vehicular exit point. Good site practice is recommended during construction phase. 	Good construction site practices to control the dust impact at the nearby sensitive receivers to within the relevant criteria.	Contractor	Entire NENT Landfill Extension site	To control the dust impact to within the HKAQO and TM - EIA criteria (Ref. 1-hr and 24hr TSP levels are 500 µg/m ³ and 260 µg/m ³ , respectively)	✓
Construction Noise							
S4	S4.9	1) Use of good site practices to limit noise emissions by considering the following: <ul style="list-style-type: none"> Only well-maintained plant should be operated on-site and plant should be serviced regularly during the construction programme; Machines and plant (such as trucks, cranes) that may be in intermittent use should be shut down between work periods or should be throttled down to a minimum; Plant known to emit noise strongly in one direction, where possible, be orientated so that the noise is directed away from nearby NSRs; Silencers or mufflers on construction equipment should be properly fitted and maintained during the construction works; Mobile plant should be sited as far away from NSRs as possible and practicable; Material stockpiles, mobile container site office and other structures should be effectively utilised, where practicable, to screen noise from on-site construction activities. 	Control construction airborne noise by means of good site practices	Contractor	Entire construction site	Noise Control Ordinance	✓
S4	S4.9	2) Select "Quiet plants" which comply with the BS 5228 Part 1 or TM standards.	Reduce the noise levels of plant items	Contractor	Entire construction site	Noise Control Ordinance & its TM Annex 5, TM-EIA	✓

North East New Territories (NENT) Landfill Extension
 Environmental Mitigation Implementation Schedule (EMIS) Construction Phase

EIA Ref.	EM&A Log Ref	Recommended Precautionary/Mitigation Measures (to be implemented when the trigger level is exceeded, where necessary)	Objectives of the Recommended Measures & Main Concerns to address	Who to implement the measures?	Location of the measures	What requirement or standards for the measures to achieve?	Status
Construction Runoff							
S5.8.1	S5.2.1	<p>Construction on Site Runoff</p> <ul style="list-style-type: none"> At the start of site establishment, perimeter cut-off drains to direct off-site water around the site should be constructed with internal drainage works and erosion and sedimentation control facilities implemented. Channels (both temporary and permanent drainage pipes and culverts), earth bunds or sand bag barriers should be provided on site to direct stormwater to silt removal facilities. The dikes or embankments for flood protection should be implemented around the boundaries of earthwork areas. Temporary ditches should be provided to facilitate the runoff discharge into an appropriate watercourse, through a silt/sediment trap. The sediment/silt traps should be incorporated in the permanent drainage channels to enhance deposition rates. The design of efficient silt removal facilities should be based on the guidelines in Appendix A1 of ProPECC PN 1/94, which states that the retention time for silts and sediment traps should be 5 minutes under maximum flow conditions. Construction works should be programmed to minimize surface excavation works during the rainy seasons (April to September). All exposed earth areas should be completed and vegetated as soon as possible after earthworks have been completed, or alternatively, within 14 days of the cessation of earthworks where practicable. If excavation of soil cannot be avoided during the rainy season, or at any time of year when rainstorms are likely, exposed slope surfaces should be covered by tarpaulin or other means. The overall slope of the site should be kept to a minimum to reduce the erosive potential of surface water flows, and all traffic areas and access roads protected by coarse stone ballast. An additional advantage accruing from the use of crushed stone is the positive traction gained during prolonged periods of inclement weather and the reduction of surface sheet flows. All drainage facilities and erosion and sediment control structures should be regularly inspected and maintained to ensure proper and efficient operation at all times and particularly following rainstorms. Deposited silt and grit should be removed regularly and disposed of by spreading evenly over stable, vegetated areas. 	Control construction runoff and erosion from site surface, drainage channel, stockpiles, wheel washing facilities, etc to minimize water quality during construction stage	Contractor	Entire construction site	ProPECC PN 1/94 Water Pollution Control Ordinance	✓

North East New Territories (NENT) Landfill Extension
 Environmental Mitigation Implementation Schedule (EMIS) Construction Phase

EIA Ref.	EM&A Log Ref	Recommended Precautionary/Mitigation Measures (to be implemented when the trigger level is exceeded, where necessary)	Objectives of the Recommended Measures & Main Concerns to address	Who to implement the measures?	Location of the measures	What requirement or standards for the measures to achieve?	Status
Construction Runoff (Cont'd)							
S5.8.1	S5.2.1	<ul style="list-style-type: none"> Measures should be taken to minimise the ingress of site drainage into excavations. If the excavation of trenches in wet periods is necessary, they should be dug and backfilled in short sections wherever practicable. Water pumped out from trenches or foundation excavations should be discharged into storm drains via silt removal facilities. Open stockpiles of construction materials (for example, aggregates, sand and fill material) of more than 50 m³ should be covered with tarpaulin or similar fabric during rainstorms. Measures should be taken to prevent the washing away of construction materials, soil, silt or debris into any drainage system. Manholes (including newly constructed ones) should always be adequately covered and temporarily sealed so as to prevent silt, construction materials or debris being washed into the drainage system and storm runoff being directed into foul sewers. Precautions to be taken at any time of year when rainstorms are likely, actions to be taken when a rainstorm is imminent or forecasted, and actions to be taken during or after rainstorms are summarised in Appendix A2 of ProPECC PN 1/94. Particular attention should be paid to the control of silty surface runoff during storm events, especially for areas located near steep slopes. All vehicles and plant should be cleaned before leaving a construction site to ensure no earth, mud, debris and the like is deposited by them on roads. An adequately designed and sited wheel washing bay should be provided at every construction site exit. Wash-water should have sand and silt settled out and removed at least on a weekly basis to ensure the continued efficiency of the process. The section of access road leading to, and exiting from, the wheel-wash bay to the public road should be paved with sufficient backfall toward the wheel-wash bay to prevent vehicle tracking of soil and silty water to public roads and drains. Oil interceptors should be provided in the site drainage system downstream of any oil/fuel pollution sources. The oil interceptors should be emptied and cleaned regularly to prevent the release of oil and grease into the storm water drainage system after accidental spillage. A bypass should be provided for the oil interceptors to prevent flushing during heavy rain. 	Control construction runoff and erosion from site surface, drainage channel, stockpiles, wheel washing facilities, etc to minimize water quality during construction stage	Contractor	Entire Construction site	ProPECC PN 1/94 Water Pollution Control Ordinance	✓

North East New Territories (NENT) Landfill Extension
 Environmental Mitigation Implementation Schedule (EMIS) Construction Phase

EIA Ref.	EM&A Log Ref	Recommended Precautionary/Mitigation Measures (to be implemented when the trigger level is exceeded, where necessary)	Objectives of the Recommended Measures & Main Concerns to address	Who to implement the measures?	Location of the measures	What requirement or standards for the measures to achieve?	Status
Construction Runoff							
S5.8.1	S5.2.1	<ul style="list-style-type: none"> Construction solid waste, debris and rubbish on site should be collected, handled and disposed of properly to avoid water quality impacts. Requirements for solid waste management are detailed in Section 6 of this Report. All fuel tanks and storage areas should be provided with docks and sited on sealed areas, within bunds of a capacity equal to 110% of the storage capacity of the largest tank to prevent spilled fuel oils from reaching water sensitive receivers nearby. To prevent pollution risks arising from works area (waste reception area) and haul roads, intercepting bund or barrier along the roadside should be constructed. 	Control construction runoff and erosion from site surface, drainage channel, stockpiles, wheel washing facilities, etc to minimize water quality during construction stage	Contractor	Entire construction site	ProPECC PN 1/94 Water Pollution Control Ordinance	✓
S5.8.1	S5.2.1	<p><u>Sewage Effluent from Workforce</u></p> <ul style="list-style-type: none"> Portable chemical toilets and sewage holding tanks are recommended for handling the construction sewage generated by the workforce. A licensed contractor should be employed to provide appropriate and adequate portable toilets and be responsible for appropriate disposal and maintenance. Notices will be posted at conspicuous locations to remind the workers not to discharge any sewage or wastewater into the nearby environment during the construction phase of the Project. Regular environmental audit on the construction site can provide an effective control of any malpractices and can achieve continual improvement of environmental performance on site. 	Control sewage effluent arising from the sanitary facilities provided for the on-site construction workforce	Contractor	On-site sanitary facilities	ProPECC PN 1/94 Water Pollution Control Ordinance Waste Disposal Ordinance	✓
S5.8.1	S5.2.1	<p><u>Accidental Spillage of Chemical</u></p> <p>Any service workshop and maintenance facilities shall be located within a bunded area, and sumps and oil interceptors shall be provided. Maintenance of equipment involving activities with potential for leakage and spillage will only be undertaken within the areas.</p>	Control of chemical leakage	Contractor	Service workshop and maintenance facilities	ProPECC PN 1/94 Water Pollution Control Ordinance Waste Disposal Ordinance	✓

North East New Territories (NENT) Landfill Extension
 Environmental Mitigation Implementation Schedule (EMIS) Construction Phase

EIA Ref.	EM&A Log Ref	Recommended Precautionary/Mitigation Measures (to be implemented when the trigger level is exceeded, where necessary)	Objectives of the Recommended Measures & Main Concerns to address	Who to implement the measures?	Location of the measures	What requirement or standards for the measures to achieve?	Status
Erosion Control Measures							
S5.8.2	S5.2.2	<p><u>Erosion Control /Measures</u></p> <p>a. Preserve Natural Vegetation This Best Management Practices will involve preserving natural vegetation to the greatest extent possible during the construction process. and after construction where appropriate. Maintaining natural vegetation is the most effective and inexpensive form of erosion prevention control.</p> <p>b. Provision of Buffer Zone A buffer zone consists of an undisturbed area or strip of natural vegetation or an established suitable planting adjacent to a disturbed area that reduces erosion and runoff. The rooted vegetation holds soils acts as a wind break and filters runoff that may leave the site.</p> <p>c. Seeding (Temporary/Permanent) A well-established vegetative cover is one of the most effective methods of reducing erosion. Vegetation should be established on construction sites as the slopes are finished, rather than waiting until all the grading is complete. Besides, Hydroseeding will be applied on the surface of stockpiled soil and on temporary soil covers for inactive tipping areas to prevent soil erosion during rainy season.</p> <p>d. Ground Cover Ground Cover is a protective layer of straw or other suitable material applied to the soil surface. Straw mulch and/or hydromulch are also used in conjunction with seeding of critical areas for the establishment of temporary or permanent vegetation. Ground cover provides immediate temporary protection from erosion. Mulch also enhances plant establishment by conserving moisture, holding fertilizer, seed, and topsoil in place, and moderating soil temperatures.</p>	Erosion control	Contractor	Drainage system	ProPECC PN 1/94 Water Pollution Control Ordinance	✓

North East New Territories (NENT) Landfill Extension
 Environmental Mitigation Implementation Schedule (EMIS) Construction Phase

EIA Ref.	EM&A Log Ref	Recommended Precautionary/Mitigation Measures (to be implemented when the trigger level is exceeded, where necessary)	Objectives of the Recommended Measures & Main Concerns to address	Who to implement the measures?	Location of the measures	What requirement or standards for the measures to achieve?	Status
Erosion Control Measures							
S5.8.2	S5.2.2	<p>e. Hydraulic Application Hydraulic application is a mechanical method of applying erosion control materials to bare soil in order to establish erosion-resistant vegetation on disturbed areas and critical slopes. By using hydraulic equipment, soil amendments, mulch, tackifying agents, Bonded Fiber Matrix (BFM) and liquid co-polymers can be uniformly broadcast, as homogenous slurry, onto the soil. These erosion and dust control materials can often be applied in one operation.</p> <p>f. Sod Establishes permanent turf for immediate erosion protection and stabilizes rainageways.</p> <p>g. Matting There are numerous erosion control products available that can be described in various ways, such as matting, blankets, fabric and nets. These products are referred as matting. A wide range of materials and combination of materials are used to produce matting including, but not limited to: straw, jute, wood fiber, coir (coconut fiber), plastic netting, and Bonded Fiber Matrix. The selection of matting materials for a site can make a significant difference in the effectiveness of the Best Management Practices.</p> <p>h. Plastic Sheeting Plastic Sheeting will provide immediate protection to slopes and stockpiles. However, it has been known to transfer erosion problems because water will sheet flow off the plastic at high velocity. This is usually attributable to poor application, installation and maintenance.</p> <p>i. Dust Control Dust Control is one preventative measure to minimize the wind transport of soil, prevent traffic hazards and reduce sediment transported by wind and deposited in water resources.</p>	Erosion control	Contractor	Drainage system	ProPECC PN 1/94 Water Pollution Control Ordinance	✓

North East New Territories (NENT) Landfill Extension
 Environmental Mitigation Implementation Schedule (EMIS) Construction Phase

EIA Ref.	EM&A Log Ref	Recommended Precautionary/Mitigation Measures (to be implemented when the trigger level is exceeded, where necessary)	Objectives of the Recommended Measures & Main Concerns to address	Who to implement the measures?	Location of the measures	What requirement or standards for the measures to achieve?	Status
Surface Water Drainage System							
S5.8.2	S5.2.2	<p>Temporary surface water drainage system will be provided to manage runoff during construction and operation. This system will consist of channels as constructed around the perimeter of the site area. This system will collect surface water from the areas of higher elevations to those of lower elevations and ultimately to the point of discharge. Erosion will therefore be minimised.</p> <p>The temporary surface water drainage system will include the use of a silt fence around the soil stockpile areas to prevent sediment from entering the system. Regular cleaning will be carried out to prevent blockage of the passage of water flow in silt fence.</p> <p>Intermediate drainage system will be installed for filled cell/phase. The major purpose of the intermediate drainage system is to prevent the clean surface water run-off from the filled phases coming into contact with the waste mass in active cell and to prevent excessive surface water infiltration through the intermediate cover, thus contribute to increasing volume of leachate. The intermediate drainage system will collect the clean surface water run-off and divert it to the permanent discharge channels connected to the public drainage system.</p> <p>In addition, surface flow from the haul road (especially near the wheel washing facility) will be collected to a dry weather flow interceptor and conveyed to the on-site leachate treatment plant for further treatment.</p>	Surface Water Management/ Control run off	Contractor	Surface water system Construction	Water Pollution Control Ordinance TM-water	✓

North East New Territories (NENT) Landfill Extension
 Environmental Mitigation Implementation Schedule (EMIS) Construction Phase

EIA Ref.	EM&A Log Ref	Recommended Precautionary/Mitigation Measures (to be implemented when the trigger level is exceeded, where necessary)	Objectives of the Recommended Measures & Main Concerns to address	Who to implement the measures?	Location of the measures	What requirement or standards for the measures to achieve?	Status
Waste Management							
S6	WM1	<p><u>C&D Materials</u></p> <p>Implement proper waste management measures during construction phase as stipulated in the Environmental Management Plan (EMP) in accordance with the ETWB TC(W) No. 19/2005 Environmental Management in Construction Sites.</p> <p>Implement a trip-ticket system to ensure that the movement of C&D materials are properly documented and verified in accordance with DEVB TC(W) No. 6/2010. Copies/counterfoils from trip-tickets (with quantities of C&D Materials off-site) should be kept for record purposes.</p> <p>Appropriate waste management should be implemented in accordance with the ETWB TC(W) No. 19/2005.</p> <p>Make provisions in Contract documents to allow and promote the use of recycled aggregates where appropriate. Ensure material balance in terms of excavated C&D materials in the design of NENT landfill extension project. The contract specifications should specify no excavated materials should be removed from the landfill extension site, but should be fully reused.</p> <p>Careful design, planning and good site management to minimise over-ordering and waste materials such as concrete, mortars and cement grouts. The design of formwork should maximise the use of standard wooden panels so that high reuse levels can be achieved. Alternatives such as steel formwork or plastic fencing should be considered to increase the potential for reuse.</p> <p>The Contractor should recycle as much as possible the C&D waste on-site through proper waste segregation on-site. Concrete and masonry should be used as general fill and steel reinforcement bars can be used by scrap steel mills. Proper areas should be designated for waste segregation and storage wherever site conditions permit. Maximise the use of reusable steel formwork to reduce the amount of C&D material.</p> <p>Maintain temporary stockpiles and reuse excavated fill material for backfilling and reinstatement. On-site sorting and segregation facility of all type of wastes is considered as one of the best practice in waste management and hence, should be implemented in all projects generating construction waste. The sorted public fill and C&D waste should be properly reused.</p>	Good site practice to minimise C&D waste generation and reuse/recycle all C&D on-site as far as possible	Contractor	Entire construction site	Waste Disposal Ordinance ETWB TC(W) No. 19/2005 DEVB TC(W) No. 6/2010	✓

North East New Territories (NENT) Landfill Extension
Environmental Mitigation Implementation Schedule (EMIS) Construction Phase

EIA Ref.	EM&A Log Ref	Recommended Precautionary/Mitigation Measures (to be implemented when the trigger level is exceeded, where necessary)	Objectives of the Recommended Measures & Main Concerns to address	Who to implement the measures?	Location of the measures	What requirement or standards for the measures to achieve?	Status
S6	WM1	<p><u>C&D Materials (Cont'd)</u> Excavated slope, stockpiled material and bund walls should be covered by tarpaulin until used in order to prevent wind-blown dust during dry weather, and to reduce muddy runoff during wet weather. Appropriate measures to minimise windblown litter and dust during transportation of waste by either covering trucks or by transporting wastes in enclosed containers.</p> <p>If any topsoil-like materials need to be stockpiled for any length of time, consideration should be given to hydroseeding of the topsoil on the stockpile to improve its visual appearance and prevent soil erosion.</p> <p>Nomination of approved personnel to be responsible for good site practices and making arrangements for collection of all wastes generated on-site and effective disposal.</p> <p>Training of site personnel for cleanliness, proper waste management procedures including chemical waste handling, and waste reduction, reuse and recycling concepts.</p> <p>Regular cleaning and maintenance programme systems, sumps and oil interceptors. Prior to disposal of C&D waste, wood, steel and other metals should be separated for re-use and/or recycling to minimise the quantity of waste to be disposed of to landfill. Proper storage and site practices should be implemented to minimise the potential for damage or contamination of construction materials.</p> <p>Plan and stock construction materials carefully to minimise amount of waste generated and avoid unnecessary generation of waste. Minimise excessive ordering of concrete, mortars and cement grout by doing careful check before ordering.</p>	Good site practice to minimise C&D waste generation and reuse/recycle all C&D on-site as far as possible	Contractor	Entire construction site	<p>Waste Disposal Ordinance</p> <p>ETWB TC(W) No. 19/2005</p> <p>DEVB TC(W) No. 6/2010</p>	✓
S6	WM2	<p><u>Chemical Waste</u> Chemical waste that is produced, as defined by Schedule 1 of the Waste Disposal (Chemical Waste) (General) Regulation, should be handled in accordance with the Code of Practice on the Packaging, Labelling and Storage of Chemical Wastes.</p> <p>Plant/equipment maintenance schedule should be designed to optimise maintenance effectiveness and to minimise the generation of chemical wastes. Where possible, chemical wastes (e.g. waste lube oil) should be recycled by licensed treatment facilities</p>	Ensure proper disposal of chemical waste generated on-site to minimise the associated hazards on human health and environment	Contractor	Entire construction site	<p>Waste Disposal (Chemical Waste) General Regulation</p> <p>Code of Practice on the Packaging, Labelling and Storage of Chemical Waste</p>	✓

North East New Territories (NENT) Landfill Extension
Environmental Mitigation Implementation Schedule (EMIS) Construction Phase

EIA Ref.	EM&A Log Ref	Recommended Precautionary/Mitigation Measures (to be implemented when the trigger level is exceeded, where necessary)	Objectives of the Recommended Measures & Main Concerns to address	Who to implement the measures?	Location of the measures	What requirement or standards for the measures to achieve?	
S6	WM2	<p><u>Chemical Waste (Cont'd)</u></p> <p>Containers used for storage of chemical wastes should be suitable for the substance they are holding, resistant to corrosion, maintained in a good condition, and securely closed; have a capacity of less than 450 liters unless the specification has been approved by the EPD. Display a label in English and Chinese in accordance with instructions prescribed in Schedule 2 of the Regulation.</p> <p>The storage area for chemical wastes should be clearly labelled and used solely for storage of chemical waste, enclosed with at least 3 sides, having an impermeable floor and bund of sufficient capacity to accommodate 110% of volume of the largest container or 20 % of total volume of waste stored in that area, whichever is the greatest, having adequate ventilation, being covered to prevent rainfall entering, and being arranged so that incompatible materials are adequately separated.</p> <p>Chemical waste should be collected by licensed waste collectors and disposed of at licensed facility, e.g. Chemical Waste Treatment Centre.</p>	Ensure proper disposal of chemical waste generated on-site to minimise the associated hazards on human health and environment.	Contractor	Entire construction site	<p>Waste Disposal (Chemical Waste) General Regulation</p> <p>Code of Practice on the Packaging, Labelling and Storage of Chemical Waste</p>	✓
S6	WM3	<p><u>General Refuse</u></p> <p>General refuse generated on-site should be properly stored in enclosed bins or compaction units separately from construction and chemical wastes.</p> <p>All recyclable materials (separated from the general waste) should be stored on-site in appropriate containers with cover prior to collection by a local recycler for subsequent reuse and recycling. Residual, non-recyclable, general waste should be stored in appropriate containers to avoid odour. Regular collection should be arranged by an approved waste collector in purpose-built vehicles that minimise environmental impacts during transportation</p> <p>Reputable waste collector should be employed by the Contractor to remove general refuse from the site, separately from construction and chemical wastes, on a daily basis to minimise odour, pest and litter impacts. Burning of refuse on construction sites is prohibited by law.</p> <p>Aluminium cans should be separated from general waste stream and collected by recyclers. Proper collection bins should be provided on-site to facilitate the waste sorting.</p>	Minimise generation of general refuse to avoid odour, pest and visual nuisance	Contractor	Entire construction site	Waste Disposal Ordinance	✓

North East New Territories (NENT) Landfill Extension
 Environmental Mitigation Implementation Schedule (EMIS) Construction Phase

EIA Ref.	EM&A Log Ref	Recommended Precautionary/Mitigation Measures (to be implemented when the trigger level is exceeded, where necessary)	Objectives of the Recommended Measures & Main Concerns to address	Who to implement the measures?	Location of the measures	What requirement or standards for the measures to achieve?	
S6	WM3	<u>General Refuse (Cont'd)</u> Office waste paper should be recycled if the volume warrants collection by recyclers. Participation in community waste paper recycling programme should be considered by the Contractor, including waste paper, aluminium cans, plastic bottles, waste batteries, etc.	Minimise generation of general refuse to avoid odour, pest and visual nuisance	Contractor	Entire construction site	Waste Disposal Ordinance	✓

North East New Territories (NENT) Landfill Extension
Environmental Mitigation Implementation Schedule (EMIS) Construction Phase

EIA Ref.	EM&A Log Ref	Recommended Precautionary/Mitigation Measures (to be implemented when the trigger level is exceeded, where necessary)	Objectives of the Recommended Measures & Main Concerns to address	Who to implement the measures?	Location of the measures	What requirement or standards for the measures to achieve?	Status
LFG							
Within NENT Landfill Extension							
S7	LFG1	Special LFG precautions should be taken due to close proximity of NENT landfill extension site to existing landfill to avoid potential hazards of LFG exposure (ignition, explosion, asphyxiation, toxicity).	To minimise the risk of LFG hazards to personnel in construction site	Contractor	Entire construction site	Landfill Gas Hazard Assessment Guidance Note (EPD/TR8/97) F&IU (Confined Spaces) Regulations Code of Practice on Safety and Health at Work in Confined Spaces	✓
S7	LFG2	Prominent safety warning signs should be erected on-site to alert all personnel and visitors of LFG hazards during excavation works.					✓
S7	LFG3	No smoking or burning should be permitted on-site.					✓
S7	LFG4	Prominent 'No smoking' and 'No Naked Flames' signs should be erected on-site.					✓
S7	LFG5	No worker should be allowed to work alone at any time in excavated trenches or confined areas on-site.					✓
S7	LFG6	Adequate fire fighting equipment should be provided on-site.					✓
S7	LFG7	Construction equipment should be equipped with vertical exhaust at least 0.6m above ground installed with spark arrestors.					✓
S7	LFG8	Electrical motors and extension cords should be explosion-proof and intrinsically safe for use on-site.					✓
S7	LFG9	'Permit to Work' system should be implemented.					✓
S7	LFG10	Welding, flame-cutting or other hot works should be conducted only under 'Permit to Work' system following clear safety requirements, gas monitoring procedures and presence of qualified persons to supervise the works.					✓
S7	LFG11	For piping assembly or conduit construction, all valves and seals should be closed immediately after installation to avoid accumulation and migration of LFG. If installation of large diameter pipes (diameter >600mm) is required, the pipe ends should be sealed on one side during installation. Forced ventilation is required prior to operation of installed pipeline. Forced ventilation should also be required for works inside trenches deeper than 1m.	To minimise the risk of LFG hazards to personnel in construction site	Contractor	Entire construction site	Landfill Gas Hazard Assessment Guidance Note (EPD/TR8/97) F&IU (Confined Spaces) Regulations Code of Practice on Safety and Health at Work in Confined Spaces	✓
S7	LFG12	Frequency and location of LFG monitoring within excavation area should be determined prior to commencement of works. LFG monitoring in excavations should be conducted at no more than 10mm from exposed ground surface.					✓

North East New Territories (NENT) Landfill Extension
Environmental Mitigation Implementation Schedule (EMIS) Construction Phase

EIA Ref.	EM&A Log Ref	Recommended Precautionary/Mitigation Measures (to be implemented when the trigger level is exceeded, where necessary)	Objectives of the Recommended Measures & Main Concerns to address	Who to implement the measures?	Location of the measures	What requirement or standards for the measures to achieve?	Status
LFG							
Within NENT Landfill Extension							
S7	LFG13	For excavation works, LFG monitoring should be conducted (1) at ground surface prior to excavation, (2) immediately before workers entering excavations, (3) at the beginning of each half-day work, and (4) periodically throughout the working day when workers are in the excavation.	To minimise the risk of LFG hazards to personnel in construction site	Contractor	Entire construction site	Landfill Gas Hazard Assessment Guidance Note (EPD/TR8/97) F&IU (Confined Spaces) Regulations Code of Practice on Safety and Health at Work in Confined Spaces	✓
S7	LFG14	Any cracks on ground level encountered on-site should be monitored for LFG periodically. Appropriate action should be taken in accordance with the action plan in Table 7.6 of EIA Report.					✓
S7	LFG15	LFG precautionary measures involved in excavation and piping works should be provided in accordance with LFG Guidance Note and included in Safety Plan of construction phase. Temporary offices or buildings should be located where free LFG has been proven or raised clear of ground at a separation distance of at least 500mm.					✓
S7	LFG16	For large development such as NENT landfill extension, a Safety Officer trained in the use of gas detection equipment and LFG-related hazards should be present on-site throughout the groundwork phase. The Safety Officer should be provided with an intrinsically safe portable instrument appropriately calibrated and capable of measuring the following gases: •CH ₄ : 0-100% and LEL: 0-100%/v •CO ₂ : 0-100% •O ₂ : 0-21%					✓
S7	LFG17	Periodically during groundwork construction, the works area should be monitored for CH ₄ CO ₂ and O ₂ using appropriately calibrated portable gas detection equipment. The monitoring frequency and areas should be established prior to commencement of groundwork either by Safety Officer or appropriately qualified person. Routine monitoring should be carried out in all excavations, manholes, created by temporary storage of building materials on-site. All measurements in excavations should be made with monitoring tube located not more than 10mm from exposed ground surface.					✓

North East New Territories (NENT) Landfill Extension
 Environmental Mitigation Implementation Schedule (EMIS) Construction Phase

EIA Ref.	EM&A Log Ref	Recommended Precautionary/Mitigation Measures (to be implemented when the trigger level is exceeded, where necessary)	Objectives of the Recommended Measures & Main Concerns to address	Who to implement the measures?	Location of the measures	What requirement or standards for the measures to achieve?	Status
Within NENT Landfill Extension (Cont'd)							
S7	LFG18	For excavations deeper than 1m, measurements should be conducted: <ul style="list-style-type: none"> At ground surface before excavation commences; Immediately before any worker enters the excavation; At the beginning of each working day for entire period the excavation remains open; and Periodically throughout the working day whilst workers are in excavation. 	To minimise the risk of LFG hazards to personnel in construction site	Contractor	Entire construction site	Landfill Gas Hazard Assessment Guidance Note (EPD/TR8/97)	✓
S7	LFG19	For excavations between 300mm and 1m, measurements should be conducted: <ul style="list-style-type: none"> Directly after excavation has been completed; and Periodic all whilst excavation remains open. 				Code of Practice on Safety and Health at Work in Confined Spaces	✓
S7	LFG20	For excavations less than 300mm, monitoring may be omitted at the discretion of Safety Officer or appropriately qualified person.					✓

North East New Territories (NENT) Landfill Extension
Environmental Mitigation Implementation Schedule (EMIS) Construction Phase

EIA Ref.	EM&A Log Ref	Recommended Precautionary/Mitigation Measures (to be implemented when the trigger level is exceeded, where necessary)	Objectives of the Recommended Measures & Main Concerns to address	Who to implement the measures?	Location of the measures	What requirement or standards for the measures to achieve?	Status
Landscape and Visual Phases							
S8	LV1	<u>Advanced screening tree planting</u> <ul style="list-style-type: none"> Early planting using fast growing trees and tall shrubs at strategic locations within site to block major view corridors to the site from the VSRs, and to locally screen haul roads, excavation works and site preparation works. Roadside planter and shrub planting design in front of Cheung Shan Temple. 	To minimise the impact on existing vegetation retained by personnel in construction To provide initiation on permanent landscape and visual mitigation measures	Contractor	Entire construction site	DEVB TC(W) No. 4/2020 - Tree Preservation DEVB TC(W)) No. 6/2015 - Maintenance of Vegetation and Hard Landscape Features DEVB TC(W) No. 6/2011 - Maintenance of Man-made Slopes and Emergency Repair on Stability of Land	Advanced screen tree planting is under planning.
S8	LV2	<u>Boundary Green Belt planting</u> <ul style="list-style-type: none"> Considerable planting belts proposed around the site perimeter and the construction of temporary soil bunds will screen the landfill operations to a certain degree. Fast growing and fire resistant plant species will be used. 					To be implemented during operation phase
S8	LV3	<u>Temporary landscape treatment as green surface cover</u> <ul style="list-style-type: none"> For certain areas where landfilling operations would have to be suspended temporarily for periods of years, simple temporary landscape treatment such as hydroseeding should be considered. During construction and operational phases, grass hydroseeding or synthetic covering material of green colour should also be used as a temporary slope cover if applicable. 					Grass hydroseeding will be applied at Portion E3-2.
S8	LV4	<u>Existing tree preservation</u> <ul style="list-style-type: none"> Transplant existing trees and vegetation, which are identified as ecologically significant in Ecological Impact Assessment and as rare tree species recorded in the tree survey, under circumstances where technically feasible. For all affected trees, the principle of avoidance of tree felling and tree transplanting of tree before felling should apply whenever possible. A tree felling application should be submitted to DEVB-GLTMS and be approved before any trees are felled or transplanted. 					✓

North East New Territories (NENT) Landfill Extension
Environmental Mitigation Implementation Schedule (EMIS) Construction Phase

EIA Ref.	EM&A Log Ref	Recommended Precautionary/Mitigation Measures (to be implemented when the trigger level is exceeded, where necessary)	Objectives of the Recommended Measures & Main Concerns to address	Who to implement the measures?	Location of the measures	What requirement or standards for the measures to achieve?	Status
Ecology							
General Protection Measures:							
S10	E1	Restriction of construction activities to the work areas that would be clearly demarcated.	To minimise environmental impacts and therefore potential ecological impacts within and near the construction site	Contractor	Entire construction site	Practice Note for Professional Persons (ProPECC), Construction Site Drainage (PN1/94) Code of Practice on the Packaging, Labelling and Storage of Chemical Wastes, EPD (1992) ETWB TC(W) No. 33/2002 Management of Construction and Demolition Material Including Rock DEVB TC(W) No. 6/2010 Trip Ticket System for Disposal of Construction and Demolition Materials ETWB TC(W)No.19/2005 Environmental Management on Construction Sites	✓
S10	E2	Reinstatement of the work areas immediately after completion of the works.					✓
S10	E3	Only well-maintained plant should be operated on-site and plant should be serviced regularly during the construction programme.					✓
S10	E4	Machines and plant (such as trucks, cranes) that may be in intermittent use should be shut down between work periods or should be throttled down to a minimum.					✓
S10	E5	Plant known to emit noise strongly in one direction, where possible, be orientated so that the noise is directed away from nearby NSRs.					✓
S10	E6	Silencers or mufflers on construction equipment should be properly fitted and maintained during the construction works.					To be implemented
S10	E7	Mobile plant should be sited as far away from NSRs as possible and practicable.					✓
S10	E8	Material stockpiles, site office and other structures should be effectively utilised, where practicable, to screen noise from on-site construction activities.					✓
S10	E9	Use of "quiet" plant and working methods.					✓
S10	E10	Construction phase mitigation measures in the Practice Note for Professional Persons on Construction Site Drainage.					✓

North East New Territories (NENT) Landfill Extension
 Environmental Mitigation Implementation Schedule (EMIS) Construction Phase

EIA Ref.	EM&A Log Ref	Recommended Precautionary/Mitigation Measures (to be implemented when the trigger level is exceeded, where necessary)	Objectives of the Recommended Measures & Main Concerns to address	Who to implement the measures?	Location of the measures	What requirement or standards for the measures to achieve?	Status
Ecology							
General Protection Measures:							
S10	E11	Design and set up of the temporary on-site drainage system will be undertaken by the contractor prior to the commencement of construction.	To minimise environmental impacts and therefore potential ecological impacts within and near the construction site	Contractor	Entire construction	WBTC No. 12/2002, Specifications Facilitating the Use of Recycled Aggregates WBTC Nos. 25/99,25/99A and 25/99C. Incorporation of Information on Construction and Demolition Material Management in Public Works Subcommittee Papers	✓
S10	E12	Design and incorporation of silt/sediment traps in the permanent drainage channels to enhance deposition rates and regular removal of repositied silt and grit.					✓
S10	E13	Minimization of surface excavation works during the rainy seasons (April to September), and in particular,control of silty surface runoff during storm events, especially for areas located near steep slopes.					To be implemented during rainy seasons
S10	E14	Regular inspection and maintenance of all drainage facilities and erosion and sediment control structures to ensure proper and efficient operation at all times and particularly following rainstorms.					✓
S10	E15	Provision of oil interceptors in the drainage system downstream of any oil/fuel pollution sources					✓

Appendix I Mitigation Measures of Cultural Landscape Features

DO NOT SCALE DRAWING. CHECK ALL DIMENSIONS ON SITE.
 ALL RIGHTS RESERVED.
 © ENE AMP & PARTNERS HONG KONG LIMITED.

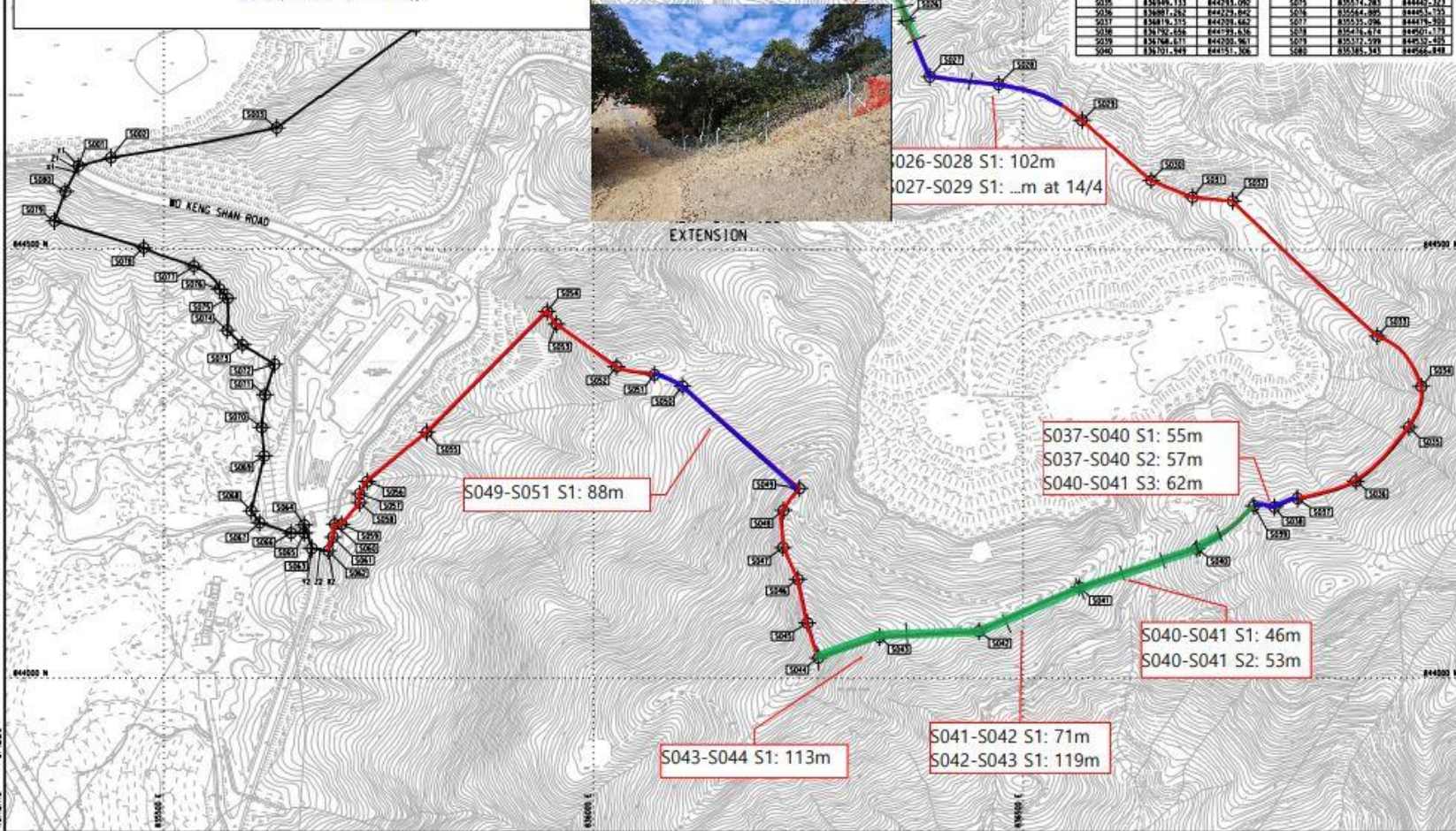


SB Fencing Progress Report as @ 13.3.2023

Start Date: 11.1.2023

Legend

- Proposed fencing length = 3055 m
- Completed footing 1252/3055 m = 41%
- Completed chain link fence 1006/3055 m = 33%



CO-ORDINATES FOR SITE BOUNDARY

SETTING OUT POINT	EASTING	NORTHING
S001	835400.763	844536.681
S002	835436.439	844526.228
S003	835431.400	844441.024
S004	835392.642	844352.456
S005	834876.959	844371.715
S006	834936.245	844388.564
S007	834971.518	844349.837
S008	834912.283	844245.202
S009	834901.422	844291.071
S010	834912.283	844115.203
S011	834924.332	844324.132
S012	834924.332	844382.456
S013	834908.064	844349.444
S014	834908.244	844336.234
S015	834711.458	844353.993
S016	834146.485	844383.803
S017	834176.396	844361.955
S018	834211.023	844347.723
S019	834238.014	844323.211
S020	834254.713	844312.619
S021	834276.337	844282.156
S022	834312.248	844275.463
S023	834336.358	844246.516
S024	834336.358	844246.428
S025	834353.384	844233.702
S026	834364.427	844246.813
S027	834376.385	844236.428
S028	834471.540	844232.562
S029	834564.625	844252.735
S030	834649.132	844280.613
S031	834691.024	844311.038
S032	834744.086	844356.490
S033	834812.213	844339.086
S034	834836.455	844349.241
S035	834848.113	844383.062
S036	834881.282	844322.852
S037	834836.375	844328.663
S038	834792.656	844349.638
S039	834748.611	844300.961
S040	834701.949	844351.306

SETTING OUT POINT	EASTING	NORTHING
S041	834582.887	844106.358
S042	834448.443	844054.336
S043	834332.773	844048.500
S044	834281.595	844032.718
S045	834249.241	844024.518
S046	834218.243	844115.480
S047	834220.400	844152.506
S048	834212.176	844152.738
S049	834219.876	844217.358
S050	834103.489	844306.447
S051	834020.893	844324.689
S052	834024.843	844341.917
S053	833958.335	844313.126
S054	833944.240	844271.911
S055	833895.390	844264.410
S056	833836.415	844236.429
S057	833721.882	844215.710
S058	833728.112	844204.403
S059	833706.353	844176.372
S060	833698.933	844176.738
S061	833696.895	844166.917
S062	833687.380	844146.362
S063	833672.232	844151.583
S064	833668.311	844176.478
S065	833664.443	844158.397
S066	833648.526	844166.327
S067	833641.414	844151.518
S068	833637.144	844134.567
S069	833616.871	844128.437
S070	833612.890	844126.507
S071	833612.890	844126.507
S072	833612.890	844126.507
S073	833574.283	844443.323
S074	833584.895	844462.725
S075	833535.296	844419.803
S076	833514.614	844501.179
S077	833472.599	844532.492
S078	833385.343	844564.848

CO-ORDINATES FOR VEHICULAR ACCESS

SETTING OUT POINT	EASTING	NORTHING
11	835397.108	844589.614
12	834932.161	844596.687
21	835398.934	844583.141
22	834691.380	844146.162
23	834672.232	844151.163
24	834691.380	844149.363

LEGEND

- SITE BOUNDARY
- SETTING OUT POINT

Rev	Description	By	Date
0	ISSUE FOR TENDER	SS	12/20

Consultant
ARUP 奧雅納工程顧問
 One Arup & Partners Hong Kong Limited

Project title
 Contract No. EP/SP/77/15
 North East New Territories
 Landfill Extension

Drawing title
**SETTING OUT DETAILS
 OF SITE BOUNDARY**

Drawing No. 215523/01/016 Rev. 0

Drawn By	Date	Checked By	Approved By
SS	06/20	SS	SS

Scale: 1:2500 **DATE** Status: **TENDER**



Appendix J Cumulative complaint / enquiry log, Summaries of complaints and enquiries & Environmental complaint reports

Environmental Complaints Log

Complaint Ref. No.	Date of Complaint Received	Received from	Received by	Aspect of Complaint	Date of Investigation	Investigation Summary & Conclusion	Date of Reply
C001_20221220	21 Dec 2022	Veolia (Contractor)	ET	Air Quality (Construction Dust)	5, 12 & 19 Dec 2022	It was noted from Veolia's email to the ET on 20 December 2022 that Veolia received complaint lodged regarding presenting much dusty materials at roundabout at Wo Keng Shan Road & dusty flying problem at Kowloon-bound traffic at Lung Shan Tunnel. No dusty materials and wastes were transported out from the NENTX site during the complaint period. During the regular weekly site inspection on 5, 12 & 19 December 2022, it was observed that the wheel washing facilities with high-pressure water jets have been provided at all site exits of NENTX and cleaned all vehicles before allowing them to leave the construction site to ensure that no mud or debris would be brought to the public area. All site vehicles of NENTX are also required to go through the auto wheel washing facility, which is managed by the operator of the NENT landfill, before entering the public area. The road section between the washing facilities and the exit point was paved with concrete, or bituminous materials were implemented in all site entrances. No mud generated from vehicles under the NENTX project after exiting the site entrance was observed. In conclusion, there is no direct evidence showing that the complaint is likely related to the NENTX project.	5 Jan 2023
C002_20230614	14 June 2023	EPD-RNG	ET	Water Quality	TBC	It was noted from EPD-RNG's email to the ET on 14 June 2023 that EPD received complaint lodged regarding the muddy water was observed at Lin MA Hang International Bridge. Investigation results and conclusion will be presented when the investigation finished.	TBC

Remarks:

1. "ET" equal to "Environmental Team"
2. "EPD-RNG" equal to "Environmental Protection Department-Regional Office (North)"

Environmental Enquiries Log

Enquiry Ref. No.	Date of Enquiry Received	Received from	Received by	Aspect of Complaint	Date of Investigation	Investigation Summary & Conclusion	Date of Reply
E001_20230615	15 Jun 2023	EPD-RNG	ET	Water Quality	TBC	It was noted from EPD-RNG's email to the ET on 15 June 2023 that EPD received information regarding the muddy water was observed at River Ganges (GR3) (Water Quality Monitoring Location from EPD). Investigation results and conclusion will be presented when the investigation finished.	TBC

Remarks:

1. "ET" equal to "Environmental Team"
2. "EPD-RNG" equal to "Environmental Protection Department-Regional Office (North)"

Cumulative Statistics on Complaints

Aspects	Cumulative No. Brought Forward	No. of Complaints This Month	Cumulative Project-to-Date
Air Quality	1	0	1
Noise	0	0	0
Water Quality	0	1	1
Waste Management	0	0	0
Total	1	1	2

Prepared by:

Aurecon Hong Kong Limited
Unit 1608, 16/F, Tower B, Manulife Financial Centre,
223 – 231 Wai Yip Street, Kwun Tong,
Kowloon Hong Kong S. A. R.
T: +852 3664 6888
F: +852 3664 6999
E: hongkong@aurecongroup.com

aurecon

*Bringing ideas
to life*

