

**FUGRO TECHNICAL SERVICES LIMITED**

Fugro Development Centre,  
5 Lok Yi Street, Tai Lam,  
Tuen Mun, N.T.,  
Hong Kong.


Tel : +852 2450 8233  
Fax : +852 2450 6138  
E-mail : matlab@fugro.com.hk  
Website : www.materialab.com.hk



Ref No.: 100440EN120862

**Contract No. EP/SP/58/08**  
**Sludge Treatment Facilities**  
**Quarterly Environmental Monitoring and Audit Report**  
**For**  
**June 2012 to August 2012**

Report No.: 100440EN120862

Certified by :   
John K. M. Ho  
(Environmental Team Leader)

Date : 04 September 2012

---

**FUGRO TECHNICAL SERVICES LIMITED**

Fugro Development Centre,  
5 Lok Yi Street, Tai Lam,  
Tuen Mun, N.T.,  
Hong Kong.

Tel : +852-2450 8233  
Fax : +852-2450 6138  
E-mail : matlab@fugro.com.hk  
Website : www.materialab.com.hk

---

**Materialab**

---

Ref No.: 100440EN120862

## CONTENTS

1. Executive Summary
2. Introduction
3. General Review
4. Construction Phase Environmental Monitoring and Audit
5. Summary of Complaints, Summons and Successful Prosecutions
6. Comments and Conclusions for June 2012 to August 2012

### *Appendices:*

- Appendix 1: Environmental Mitigation Implementation Schedule  
Appendix 2: Graphical Presentation of Water Quality Monitoring Data  
Appendix 3: Summary of Ecology Monitoring  
Appendix 4: Summary of Landscape and Visual Impact Survey  
Appendix 5: Summary of Waste Flow  
Appendix 6: Event / Action Plan for Water Quality  
Appendix 7: Figures  
Appendix 8: Work Program

### *List of Tables:*

- Table 3.1 Summary of Monitored Parameters  
Table 3.2 Action and Limit Level for Water Quality  
Table 3.3 Action Level for Landfill Gas Measurement  
Table 4.1 Summary of Environmental Monitoring from June 2012 to August 2012  
Table 4.2 Summary of Landfill Gas Monitoring  
Table 4.3 Construction Activity Undertaken during June 2012 to August 2012  
Table 4.4 Summary of Monitoring Non-Compliances  
Table 4.5 Summary of Reasons for the Exceedances of Water Quality  
Table 5.1 Summary of Environmental Complaints and Prosecutions

### *List of Figures:*

- Figure 1.1 WENT Landfill Control Zone  
Figure 3.1 Location of Project Site  
Figure 3.2 Project Organisation Structure  
Figure (4.1 - 4.2) Water Quality Monitoring Location

Ref No.: 100440EN120862

## **1. Executive Summary**

The requisite construction works for the Environmental Protection Department Contract No. EP/SP/58/08 Sludge Treatment has commenced construction activity on 22 December 2010. The requisite impact environmental monitoring comprising of water quality, ecology, landscape and visual impact was conducted throughout this reporting quarter.

### **Air Quality and Noise Level**

Accordance to EIA study, there is no sensitive receiver for air and noise located nears the construction area and hence dust and noise monitoring is not required.

### **Stream Water Quality**

30 non-compliance events regarding turbidity, pH and suspended solids were recorded in the past three months.

### **Marine Water Quality**

Piling work was commenced on 21 February 2011 and the foundation piling work was completed on 13 October 2011. The pre-bore piling of the STF was completed on 22 February 2012 and the post monitoring for marine water has been completed on 20 March 2012. Although marine water quality monitoring resumed on 03 July 2012 due to the commencement of pre-bore operation for sheet piling, the pre-bore operation as planned was not carry out. Therefore the impact marine water quality monitoring was suspended on 20 August 2012 and post impact monitoring is not required. 3 non-compliance events regarding aluminium content were recorded in the past three months.

### **Landfill Gas Monitoring**

Excavation works has been carried out within the WENT landfill consultation zone in the reporting period. Landfill gas monitoring was carried out by a competent person during the operation and no exceedance was found.

### **Ecology**

Routine ecology monitoring was carried out throughout the reporting quarter.

### **Landscape and Visual Monitoring**

Monitoring of landscape and visual impact was conducted to ensure compliance with the intended aims of the measures and the effectiveness of the mitigation measures.

### **Complaints**

As far as the complaint on the construction work in respect of environmental protection and pollution control was concerned, there was no complaint received during this reporting quarter.

---

**FUGRO TECHNICAL SERVICES LIMITED**

Fugro Development Centre,  
5 Lok Yi Street, Tai Lam,  
Tuen Mun, N.T.,  
Hong Kong.

Tel : +852-2450 8233  
Fax : +852-2450 6138  
E-mail : matlab@fugro.com.hk  
Website : www.materialab.com.hk

---



Ref No.: 100440EN120862

## **2. Introduction**

This quarterly report reviews the progress of the environmental monitoring and audit work associated with Contract No. EP/SP/58/08 Sludge Treatment Facilities in Nim Wan for the seventh quarter of construction activity from 25 May 2012 to 24 August 2012.

The graphical plots of the monitoring data are presented in Appendix 2.

Summary of ecology monitoring, landscape and visual impact monitoring are attached in Appendix 3 and 4 respectively. Comments and conclusions for this reporting quarter are included.



---

## FUGRO TECHNICAL SERVICES LIMITED

Fugro Development Centre,  
5 Lok Yi Street, Tai Lam,  
Tuen Mun, N.T.,  
Hong Kong.

Tel : +852-2450 8233  
Fax : +852-2450 6138  
E-mail : matlab@fugro.com.hk  
Website : www.materialab.com.hk

---

**Materialab**

---

Ref No.: 100440EN120862

### 3. General Review

#### 3.1 Background

The Contractor, VW-VES (HK) Limited, has been awarded a contract by the Environmental Protection Department of the Government of the Hong Kong Special Administrative Region for the Sludge Treatment Facilities. The location of the site is shown in Figure 3.1.

The program commenced in November 2010 and is anticipated to complete in 2013.

The construction schedule will be based on the major works associated with the project. The major works under this contract include:

##### Incineration Plant

- a) Sludge receiving, storage and feeding system
- b) Fluidized bed incinerators
- c) Waste heat recovery and power generation system
- d) Flue gas treatment system
- e) Ash storage and handling system
- f) Residue storage and handling system
- g) Fluidized bed sand storage and handling system
- h) Reagent reception and storage system
- i) Process control and monitoring system

##### Ancillary and Supporting Facilities

- a) Weighbridge
- b) Site security
- c) Administration building
- d) Vehicle washing facilities
- e) Maintenance workshop and utility yard
- f) Drainage system
- g) Sewerage system
- h) Sewage treatment works
- i) Water supply system
- j) Deodorization system

The project organisation with respect to environmental protection works is shown in Figure 3.2, which indicates responsibilities and lines of communication of the various parties concerned.

Ref No.: 100440EN120862

### 3.2 Summary of Environmental Monitoring and Audit (EM&A) Requirements

The EM&A program requires the monitoring of water quality prior to the commencement of and during the construction. A baseline report was prepared in December 2010 for the contract based on monitoring data acquired before the commencement of construction works.

Impact monitoring of water quality is to be undertaken at the designated monitoring stations. The monitored parameters are summarized in Table 3.1.

Action and Limit (AL) levels are established based on the data from the baseline report. Should the monitoring results indicate any non-compliance of AL levels, actions according to the Event / Action Plan in Appendix 6 are to be followed and appropriate environmental mitigation measures as in Appendix 1 are to be implemented to rectify the situation. The implementation status of mitigation measures is also shown in Appendix 1.

Impact ecology and visual survey monitoring are to be conducted at the construction area on regular basis. Monitoring parameters are tabulated in Table 3.1.

Landfill gas monitoring is required whenever there is excavation deeper than 300mm or works conducted in confined space within the WENT Landfill Consultation Zone (see Figure 1.1).

The Contractors (VW-VES (HK) Limited) is responsible for waste control within the construction site, removal of the waste material produced from the site and to implement any mitigation measures to minimize waste or redress problems arising from the waste from the site. The waste material may include any sewage, waste water or effluent containing sand, cement, silt or any other suspended or dissolved material to flow from the site onto any adjoining land, storm sewer, sanitary water, or any waste matter or refuse to be deposited anywhere within the site or onto any adjoining land.

The Contractor shall also pay attention to the Waste Disposal Ordinance, the Dumping at Sea Ordinance, the Public Health and Municipal Services Ordinance and the Water Pollution Control Ordinance, and carry out the appropriate waste management work. The relevant licence / permit, such as the effluent discharge licence, the chemical waste producer registration, etc. shall be obtained. The Contractor shall refer to the relevant booklets issued by EPD when applying for the licence / permit.

The environmental mitigation measures and status for waste management are summarized in Appendix 1.

**FUGRO TECHNICAL SERVICES LIMITED**

Fugro Development Centre,  
5 Lok Yi Street, Tai Lam,  
Tuen Mun, N.T.,  
Hong Kong.

Tel : +852-2450 8233  
Fax : +852-2450 6138  
E-mail : matlab@fugro.com.hk  
Website : www.materiallab.com.hk



Ref No.: 100440EN120862

**Table 3.1 Summary of Monitored Parameters**

Parameters	Monitored Items	Number of Stations	Frequency	Requirement
Marine water	<ul style="list-style-type: none"> <li>▪ Cadmium</li> <li>▪ Chromium</li> <li>▪ Aluminium</li> </ul>	2 monitoring stations and 1 control station	Three days per week for mid-ebb and mid-flood tides during foundation piling of the STF	Sampling is taken at three water depths, namely, 1m below water Surface, mid-depth and 1m above sea bed, except where the water depth be less than 6m, in which case the mid-depth station may be omitted. Shall the water depth be less than 3m, only the mid-depth station will be monitored.
Stream water	<ul style="list-style-type: none"> <li>▪ pH</li> <li>▪ Turbidity</li> <li>▪ Suspended solids</li> <li>▪ Dissolved oxygen</li> </ul>	3 monitoring stations and 2 control stations	Three days per week for mid-ebb and mid-flood tides during site formation and foundation piling of the STF and construction of the access road	<ul style="list-style-type: none"> <li>▪ Two consecutive measurements of DO concentration, DO saturation, turbidity and pH are taken at mid-depth at each location.</li> <li>▪ Water samples for SS measurement is collected at the same depth at each location.</li> </ul>
Ecology	Site condition and bird monitoring	Whole Middle Lagoon and 20m from the boundary of the Lagoon	<ul style="list-style-type: none"> <li>▪ Monthly monitoring for avifauna</li> <li>▪ Habitat monitoring at least twice per month</li> <li>▪ Monthly vegetation monitoring</li> </ul>	<ul style="list-style-type: none"> <li>▪ Avifauna and their behavior.</li> <li>▪ All birds seen and heard should be identified and counted.</li> <li>▪ Signs of breeding of birds.</li> <li>▪ Coverage of water and PFA filling activities in Middle Lagoon.</li> </ul>
Landscape and Visual Impact	All measures, including compensatory planting, undertaken by both the Contractor and the specialist Landscape Sub-Contractor	East Lagoon	Biweekly	Ensure compliance with the intended aims of the measures and the effectiveness of the mitigation measures.

# FUGRO TECHNICAL SERVICES LIMITED

Fugro Development Centre,  
5 Lok Yi Street, Tai Lam,  
Tuen Mun, N.T.,  
Hong Kong.

Tel : +852-2450 8233  
Fax : +852-2450 6138  
E-mail : matlab@fugro.com.hk  
Website : www.materiallab.com.hk



Ref No.: 100440EN120862

Table 3.1 (Con't)

Parameters	Monitored Items	Number of Stations	Frequency	Requirement
Landfill gas	<ul style="list-style-type: none"> <li>▪ Oxygen</li> <li>▪ Methane</li> <li>▪ Carbon dioxide</li> </ul>	Excavation, operation in chamber and confined space within the WENT Landfill Control Zone. (See Figure 1.1)	During the construction and operation	<ul style="list-style-type: none"> <li>▪ Excavation between 300mm to 1m deep:                             <ul style="list-style-type: none"> <li>- Directly after the excavation has been completed.</li> <li>- Periodically whilst the excavation remains open.</li> </ul> </li> <li>▪ Excavation deeper than 1m:                             <ul style="list-style-type: none"> <li>- At ground surface before excavations commences.</li> <li>- Immediately before any worker enters the excavation.</li> <li>- At the beginning of each working day for the entire period the excavation remains open.</li> <li>- Periodically whilst the excavation remains open.</li> </ul> </li> </ul>

### 3.3 Action and Limit Levels

#### **Water Quality Limit**

Environmental auditing on the monitoring data is to be undertaken based on the Action and Limit (AL) levels for water quality to check against any non-compliances.

The AL levels for monitored parameters are formulated from the baseline monitoring data. The AL levels for marine and stream water quality are tabulated in Table 3.2.

Table 3.2 Action and Limit Levels for Marine and Stream Water Quality

Parameters	Action Level	Limit Level
DO in mg/L (mid-depth)	$\leq 5.16$	$\leq 4$
SS in mg/L (mid-depth)	$\geq 41$ <u>AND</u> 120% of control station's SS on the same day of measurement	$\geq 85$ <u>AND</u> 130% of control station's SS on the same day of measurement
Turbidity in NTU (mid-depth)	$\geq 36.4$ <u>AND</u> 120% of control station's turbidity on the same day of measurement	$\geq 78.9$ <u>AND</u> 130% of control station's turbidity on the same day of measurement
pH	$\text{pH} \leq 7.55$ or $\text{pH} \geq 8.11$	$\text{pH} \leq 6$ or $\text{pH} \geq 9$

Ref No.: 100440EN120862

Table 3.2 (Con't)

Parameters	Action Level	Limit Level
Cadmium in µg/L	≥ 0.5	≥ 0.5
Chromium in µg/L	≥ 1	≥ 1
Aluminium in µg/L	≥ 20	≥ 20

Notes:

1. For DO, non-compliance of the water quality limits occurs when monitoring result is lower than the limits.
2. For SS and turbidity, non-compliance of the water quality limits occurs when monitoring result is higher than the limits.

**Landfill Gas Limit**

Depending on the results of the measurements, actions required will be vary and should be set down by the Safety Officer or other appropriately qualified person. The actions shown in Table 3.3 should be referred as the minimum requirements to be encompassed.

Table 3.3 Action Level for Landfill Gas Measurement

Parameter	Measurement	Action
Oxygen	<19 %	<ul style="list-style-type: none"> <li>▪ Ventilate to restore oxygen to &gt;19 %</li> </ul>
	<18 %	<ul style="list-style-type: none"> <li>▪ Stop works</li> <li>▪ Evacuate personnel / prohibit entry</li> <li>▪ Increase ventilation to restore oxygen to &gt;19 %</li> </ul>
Methane	>10 % LEL (i.e. >0.5 % by volume)	<ul style="list-style-type: none"> <li>▪ Prohibit hot works</li> <li>▪ Ventilate to restore methane to &lt;10 % LEL</li> </ul>
	>20 % LEL (i.e. >1 % by volume)	<ul style="list-style-type: none"> <li>▪ Stop works</li> <li>▪ Evacuate personnel / prohibit entry</li> <li>▪ Increase ventilation to restore methane to &lt;10 % LEL</li> </ul>
Carbon dioxide	>0.5 %	<ul style="list-style-type: none"> <li>▪ Ventilate to restore carbon dioxide to &lt;0.5 %</li> </ul>
	>1.5 %	<ul style="list-style-type: none"> <li>▪ Stop works</li> <li>▪ Evacuate personnel / prohibit entry</li> <li>▪ Increase ventilation to restore carbon dioxide to &lt;0.5 %</li> </ul>

Ref No.: 100440EN120862

**4. Construction Phase Environmental Monitoring and Audit****4.1 Review of the construction phase environmental monitoring**

4.1.1 Impact water quality monitoring was performed at three locations with two control stations at Tsang Kok Stream; and two marine locations with one control station in Deep Bay Zone. Piling work was commenced on 21 February 2011 and the foundation piling work was completed on 13 October 2011. The pre-bore piling of the STF was completed on 22 February 2012 and the post monitoring for marine water has been completed on 20 March 2012. Although marine water quality monitoring resumed on 03 July 2012 due to the commencement of pre-bore operation for sheet piling, the pre-bore operation as planned was not carry out. Therefore the impact marine water quality monitoring was suspended on 20 August 2012 and post impact monitoring is not required. Ecology and Visual Impact monitoring were carried out at the East and the Middle Lagoon. The locations of the water monitoring station selected as the nearest water sensitive receivers are shown in Figure 4.1 and 4.2 of Appendix 7.

Table 4.1 Summary of Environmental Monitoring from 25 May 2012 to 24 August 2012

Monitored Parameters		25 May 2012 to 24 June 2012	25 June 2012 to 24 July 2012	25 July 2012 to 24 Aug 2012
Stream water	DO, DOS, pH, SS, Temp and Turbidity	13	13	14*
Marine water	Cd, Cr and Al	Not Required	9**	11***
Ecology	Avifauna	1	1	1
	Habitat	2	2	2
	Vegetation	2	2	2
Landscape	Compliance of mitigation measures	2	2	2

Remark:

\* Due to "Amber Rain" warning signal hoisted in the morning (25 July 2012), the scheduled stream water quality monitoring for mid-flood tide was cancelled. Monitoring at the afternoon was performed as schedule.

\*\* Due to typhoon signal no. 3 was hoisted in the morning (23 July 2012), the scheduled marine water quality monitoring was cancelled for both mid-ebb and mid-flood tide.

\*\*\* Due to "Amber Rain" warning signal hoisted in the morning (25 July 2012), the scheduled marine water quality monitoring for mid-flood tide was cancelled. Monitoring at the afternoon was performed as schedule. Marine water quality monitoring for 17 August 2012 was cancelled due to the enforcement of strong wind signal no. 3.

4.1.2 Excavation works has been carried out within the WENT landfill consultation zone for the following construction activities during the reporting period: (1) Portion 1 (next to Plant B): foundations works for east marshalling area; (2) Portion 1 (next to Water Treatment): cable ducting, (3) Portion 3 (next to Canteen): cable ducting, and (4) Portion 3 (next to T758).

## FUGRO TECHNICAL SERVICES LIMITED

Fugro Development Centre,  
5 Lok Yi Street, Tai Lam,  
Tuen Mun, N.T.,  
Hong Kong.

Tel : +852-2450 8233  
Fax : +852-2450 6138  
E-mail : matlab@fugro.com.hk  
Website : www.materiallab.com.hk

**MaterialLab**

Ref No.: 100440EN120862

Table 4.2 Summary of Landfill Gas Monitoring

Sampling Location	25 May 2012 to 24 June 2012	25 June 2012 to 24 July 2012	25 July 2012 to 24 Aug 2012
Potion 1 (next to Plant B)	8	47*	52*
Potion 1 (next to Water Treatment)	6	22**	Not Required
Potion 3 (next to Canteen)	1	17***	52
Potion 3 (next to T758)	4	41****	52****

Remark:

- \* Portion 1 (next to Plant B): foundations works for east marshalling area – No gas monitoring on 23 July (pm), 24 July and 25 July 2012 due to flooding.
- \*\* Portion 1 (next to Water Treatment): cable ducting – backfilled on 07 July 2012.
- \*\*\* Portion 3 (next to Canteen): cable ducting – backfilled on 11 July 2012.
- \*\*\*\* Portion 3 (next to T758) – No gas monitoring on 23 July (pm), 24 July and 25 July 2012 due to flooding.

### 4.2 Synopsis of work undertaken during this quarter

During this quarter in review, construction activity undertaken by the Contractor is listed in Table 4.3.

Table 4.3 Construction activity undertaken during 25 May 2012 to 24 August 2012

Month	Construction task item
25 May 2012 to 24 Aug 2012	<ul style="list-style-type: none"><li>▪ Waterproofing;</li><li>▪ Steel Works;</li><li>▪ Strut Erection;</li><li>▪ Formwork Erection;</li><li>▪ Substructure Works: Including Reinforcement, Formwork, Concreting;</li><li>▪ Structure Works: Including Reinforcement, Formwork, Concreting;</li><li>▪ Assembly of Boiler;</li><li>▪ Structural Steel Erection;</li><li>▪ Jump Form;</li><li>▪ Roof Installation;</li><li>▪ Mechanical Installation;</li><li>▪ Bridge Construction;</li><li>▪ Work Under Water;</li><li>▪ Heavy Lifting;</li><li>▪ Façade Installation;</li><li>▪ Delivery of Heavy Machineries;</li><li>▪ E &amp; M Installation;</li><li>▪ Curtain Wall Installation;</li><li>▪ Gondola Operation;</li><li>▪ Inter Decoration;</li><li>▪ Precast Installation;</li><li>▪ Road Works;</li><li>▪ Space Truss Installation; and</li><li>▪ Glass and Steel Installation.</li></ul>

### 4.3 Audit summary of non-compliances of the environmental quality performance limits from 25 May 2012 to 24 August 2012.

#### Water Quality

The summary of non-compliance is shown in Table 4.4.

The copyright of this document is owned by Fugro Technical Services Limited. It may not be reproduced except with prior written approval from the Company.

GEN01/0312

**FUGRO TECHNICAL SERVICES LIMITED**

Fugro Development Centre,  
5 Lok Yi Street, Tai Lam,  
Tuen Mun, N.T.,  
Hong Kong.

Tel : +852-2450 8233  
Fax : +852-2450 6138  
E-mail : matlab@fugro.com.hk  
Website : www.materiallab.com.hk



Ref No.: 100440EN120862

Table 4.4 Summary of Monitoring Non-Compliance

Monitored		25 May 2012 to 24 June 2012		25 June 2012 to 24 July 2012		25 July 2012 to 24 Aug 2012	
Parameter		Action	Limit	Action	Limit	Action	Limit
Stream water	Turbidity	0	0	0	1	0	0
	Suspended Solid	0	0	1	0	0	0
	pH	2	0	11	0	15	0
	Dissolved Oxygen	0	0	0	0	0	0
Marine water	Cadmium	Not Required		0		0	
	Chromium	Not Required		0		0	
	Aluminium	Not Required		1		2	

Remark: The number of non-compliances is shown

Ecology Monitoring

No non-compliance was recorded in the reporting quarter.

Landscape and Visual Monitoring

No non-compliance was recorded in the reporting quarter.

Landfill Gas Monitoring

Landfill gas monitoring was carried out by a competent person during the operation and no non-compliance was recorded in the reporting quarter.

4.4 Review of the events of non-compliance

Marine Water Quality

Table 4.5a Summary of reasons for the exceedances of marine water quality

Month	The reasons for the exceedances of marine water quality
July 2012	<ul style="list-style-type: none"> <li>1 event of exceedance of aluminium was recorded at mid-flood on 03 July 2012 at M1. Since the pre-bore operation for sheet piling has not commenced yet, so that the exceedance was not caused by the construction work. The aluminium content in the afternoon (mid-ebb) returned to &lt;20 µg/L. No potential source of impact was identified and hence, the exceedance should not be related to the Project.</li> </ul>
Aug 2012	<ul style="list-style-type: none"> <li>2 events of exceedance of aluminium were recorded at mid-ebb on 25 July 2012 at M1. Since the pre-bore operation for sheet piling has not commenced yet, so that the exceedance was not caused by the construction work. Heavy rainstorm occurred in the morning, the seabed sediment was stirred up by rainstorm also contributed to the aluminium level at M1. The marine water quality monitoring conducted on 27 July 2012 indicated that the aluminium content returned to &lt;20 µg/L. No potential source of impact was identified and hence, the exceedance should not be related to the Project.</li> </ul>



Ref No.: 100440EN120862

Stream Water Quality

Table 4.5b Summary of reasons for the exceedances of stream water quality

Month	The reasons for the exceedances of stream water quality
June 2012	<ul style="list-style-type: none"> <li>▪ Construction works, include waterproofing, steel works, strut erection, formwork erection, substructure works: (including reinforcement, formwork, concreting), structure works: (including reinforcement, formwork, concreting), assembly of boiler, structural steel erection, jump form, roof installation, mechanical installation, bridge construction, work under water, heavy lifting, façade installation, and E &amp; M Installation were in progress throughout the reporting period at the North part of the Lagoon and far away from the Tsang Kok Stream. The stream water quality was at the similar level as that before the piling work.</li>   <li>▪ 2 events of exceedance of pH were recorded at mid-ebb on 13 June 2012 at various locations. The events were recorded at various locations due to the influence of low pH from upstream of the Tsang Kok stream, so that the exceedance was not owing to construction activities related.</li> </ul>
July 2012	<ul style="list-style-type: none"> <li>▪ Construction works, include waterproofing, steel works, strut erection, formwork erection, substructure works: (including reinforcement, formwork, concreting), structure works: (including reinforcement, formwork, concreting), assembly of boiler, structural steel erection, roof installation, mechanical installation, bridge construction, work under water, heavy lifting, façade installation, delivery of heavy machineries, E &amp; M installation, curtain wall installation, gondola operation, inter decoration, precast installation, road works, space truss installation, glass and steel installation, and pre-bore operation for sheet piling were in progress throughout the reporting period at the North part of the Lagoon and far away from the Tsang Kok Stream. The stream water quality was at the similar level as that before the piling work.</li>   <li>▪ 1 event of exceedance of turbidity was recorded at mid-ebb on 23 July 2012 at W1. 1 event of exceedance of SS was recorded at mid-ebb on 23 July 2012 at W1. The events were caused by heavy rainstorm occurred in the afternoon, soil and other runoff were flushed into the river and the riverbed sediment at upstream of W1 was stirred up by the runoff. Muddy discharge from the WENT Landfill also contributed to the turbidity and suspended solids levels at W1. Hence, the exceedances should not be related to the Project.</li>   <li>▪ 11 events of exceedance of pH were recorded at mid-ebb during July at various locations. The events were recorded at W1, W2 and W3 due to the influence of low pH from upstream of the Tsang Kok stream and not owing to construction activities related.</li> </ul>

Ref No.: 100440EN120862

Table 4.5b (Con't)

Month	The reasons for the exceedances of stream water quality
Aug 2012	<ul style="list-style-type: none"> <li>▪ Construction works, include waterproofing, steel works, strut erection, substructure works: (including reinforcement, formwork, concreting), structure works: (including reinforcement, formwork, concreting), assembly of boiler, structural steel erection, roof installation, mechanical installation, bridge construction, heavy lifting, façade installation, delivery of heavy machineries, E &amp; M installation, curtain wall installation, gondola operation, inter decoration, precast installation, road works, space truss installation, and glass and steel installation were in progress throughout the reporting period at the North part of the Lagoon and far away from the Tsang Kok Stream. The stream water quality was at the similar level as that before the piling work.</li> <li>▪ 15 events of exceedance of pH were recorded at mid-ebb or mid-flood during August at various locations. The events were recorded at W1, W2 and W3 due to the influence of low pH from upstream of the Tsang Kok stream, heavy rainstorm occurred in 27 July 2012, soil and other runoff were flushed into the river, and rainwater with pH near 7.0 caused the pH at W1, W2 and W3 dropped to below 7.55 and not owing to construction activities related.</li> </ul>

#### 4.5 Action taken in the event of non-compliance

##### Marine Water Quality

In this reporting quarter, there were 3 events of reported exceedances based on the A/L levels stated in Table 3.2 which are not related to the construction activities, hence, ad-hoc monitoring was not performed.

##### Stream Water Quality

In this reporting quarter, there were 30 events of reported exceedances based on the A/L levels stated in Table 3.2 which are not related to the construction activities, hence, ad-hoc monitoring was not performed.

---

**FUGRO TECHNICAL SERVICES LIMITED**Fugro Development Centre,  
5 Lok Yi Street, Tai Lam,  
Tuen Mun, N.T.,  
Hong Kong.Tel : +852-2450 8233  
Fax : +852-2450 6138  
E-mail : matlab@fugro.com.hk  
Website : www.materialab.com.hk

Ref No.: 100440EN120862

**5. Summary of Complaints, Summons and Successful Prosecutions**

No documented correspondence regarding complaints, summons and successful prosecutions in association with the construction activities was received in this reporting quarter.

Table 5.1 Summary of Environmental Complaints and Prosecutions

Complaints Logged		Summons Served		Successful Prosecution	
June 2012 to Aug 2012	Cumulative	June 2012 to Aug 2012	Cumulative	June 2012 to Aug 2012	Cumulative
0	1	0	0	0	0

Ref No.: 100440EN120862

**6. Comments and Conclusions for 25 May 2012 to 24 August 2012***Air Quality*

There is no nearby sensitive receiver identified by EIA study hence dust monitoring is not required. The site activities performed in the reporting quarter including vegetation removal, top layer PFA compaction and building works, did not cause significant dust impact. However, the Contractor should deploy necessary dust mitigation measures to reduce potential impacts from construction works to a minimum, which include frequent water spraying at dust generation areas.

*Noise Level*

Same as air quality, no sensitive receiver is close to the construction site. In the past three months, no deterioration of the environmental noise level is noted.

After commencement of piling works (even the foundation piling work and pre-bore piling were completed on 13 October 2011 and 22 February 2012 respectively), Contractor should deploy necessary noise mitigation measures to minimize the influence to the wildlife in the Middle Lagoon. Close monitoring of any impact to the habitat will be in place.

*Water Quality*

## Stream water

During this reporting quarter, non-compliance of turbidity, pH and suspended solids was recorded according to the A/L levels stated in Table 3.2. The causes were substantially attributable to: (1) Influent by low pH from upstream; (2) Occasional floating debris; (3) Heavy rainstorm, soil and other runoff flushed into the river and the riverbed sediment at upstream was stirred up by the runoff; (4) rainwater with pH near 7.0 caused the pH dropped to below 7.55, and (5) Muddy discharge from the WENT Landfill contributed to the turbidity and suspended solids levels. Impact monitoring data indicates the water quality is similar to that of baseline level. The construction activities were located in the North part of the Lagoon and far apart from the Tsang Kok Stream. Hence, the exceedance recorded is not related to the construction activities.

## Marine Water

During this reporting quarter, non-compliance of aluminium content was recorded according to the A/L levels stated in Table 3.2. The causes were substantially attributable to heavy rainstorm and the seabed sediment was stirred up by rainstorm contributed to the aluminium level. Hence, the exceedance recorded is not related to the construction activities.

*Ecology Monitoring*

Contractor has followed the mitigation measures to prevent any disturbance to the wildlife in the Middle Lagoon. After commencement of the piling work on 21 February 2011, no significant impact to the wildlife was observed. However, the impact of the

---

**FUGRO TECHNICAL SERVICES LIMITED**

Fugro Development Centre,  
5 Lok Yi Street, Tai Lam,  
Tuen Mun, N.T.,  
Hong Kong.

Tel : +852-2450 8233  
Fax : +852-2450 6138  
E-mail : matlab@fugro.com.hk  
Website : www.materialab.com.hk



---

Ref No.: 100440EN120862

piling work will be monitored closely (even the foundation piling work and pre-bore piling were completed on 13 October 2011 and 22 February 2012 respectively).

Summary of ecology survey is presented in Appendix 3.

*Landscape and Visual Impact Monitoring*

In general, the implementation of the proposed measures in construction phase were followed and no non-compliance was observed in the reporting quarter. Summary of observation during the reporting quarter is enclosed in Appendix 4.

*Waste Management Status*

C&D Waste	Backfill and excavation works were conducted during the reporting period. C&D waste was generated from the current activities and sent to public fill.
General refuse	Paper / cardboard, metal and plastics were collected by recycling collectors as far as practicable and general refuse was collected and sent to WENT Landfill.
Chemical waste	400L liquid chemical waste was generated during the reporting period and collected by licensed contractor.
Wastewater	Rain water was treated by the silt removal facilities before discharged outside the site. Waste was collected by licensed collector.

Waste flow summary for the previous months is attached in Appendix 5.

---

## *FUGRO TECHNICAL SERVICES LIMITED*

MaterialLab Division,  
Fugro Development Centre,  
5 Lok Yi Street, 17 M.S. Castle Peak Road,  
Tai Lam, Tuen Mun, N.T., Hong Kong.

Telephone : +852-2450 8233  
Telefax : +852-2450 6138  
E-mail : matlab@fugro.com.hk  
Website : www.fugro.com

**MaterialLab**

---

### **Appendix 1**

### **Environmental Mitigation Implementation Schedule**

**FUGRO TECHNICAL SERVICES LIMITED**

MaterialLab Division,  
Fugro Development Centre,  
5 Lok Yi Street, 17 M.S. Castle Peak Road,  
Tai Lam, Tuen Mun, N.T., Hong Kong.

Tel : +852-2450 8233  
Fax : +852-2450 6138  
E-mail : matlab@fugro.com.hk  
Website : www.materiallab.com.hk


**Table 1. Implementation Schedule and Status of Proposed Air Quality Mitigation Measures**

EIA Ref #	Environmental Protection Measures / Mitigation Measures	Location / Timing	Implementation Agent	Implementation Stages*				Relevant Legislation and Guidelines
				Des	C	O	Dec	
S3.8.1	<p>Implementation of the Air Pollution Control (Construction Dust) Regulation and good site practices:</p> <ul style="list-style-type: none"> <li>• Use of regular watering, with complete coverage, to reduce dust emissions from exposed site surfaces and unpaved roads, particularly during dry weather.</li> <li>• Use of frequent watering for particularly dusty construction areas and areas close to ASRs.</li> <li>• Side enclosure and covering of any aggregate or dusty material storage piles to reduce emissions. Where this is not practicable owing to frequent usage, watering shall be applied to aggregate fines.</li> <li>• Open stockpiles shall be avoided or covered. Where possible, prevent placing dusty material storage piles near ASRs.</li> <li>• Tarpaulin covering of all dusty vehicle loads transported to, from and between site locations.</li> <li>• Establishment and use of vehicle wheel and body washing facilities at the exit points of the site.</li> <li>• Provision of wind shield and dust extraction units or similar dust mitigation measures at the loading points, and use of water sprinklers at the loading area where dust generation is likely during the loading process of loose material, particularly in dry seasons/ periods.</li> </ul>	Work site / During the construction period	Contractor		√			Air Pollution Control (Construction Dust) Regulation

## FUGRO TECHNICAL SERVICES LIMITED

MaterialLab Division,  
Fugro Development Centre,  
5 Lok Yi Street, 17 M.S. Castle Peak Road,  
Tai Lam, Tuen Mun, N.T., Hong Kong.

Tel : +852-2450 8233  
Fax : +852-2450 6138  
E-mail : matlab@fugro.com.hk  
Website : www.materiallab.com.hk



EIA Ref #	Environmental Protection Measures / Mitigation Measures	Location / Timing	Implementation Agent	Implementation Stages*				Relevant Legislation and Guidelines
				Des	C	O	Dec	
	<ul style="list-style-type: none"> <li>Imposition of speed controls for vehicles on unpaved site roads. Ten kilometers per hour is the recommended limit.</li> <li>Where possible, routing of vehicles and positioning of construction plant should be at the maximum possible distance from ASRs.</li> <li>Instigation of an environmental monitoring and auditing program to monitor the construction process in order to enforce controls and modify method of work if dusty conditions arise.</li> </ul>				√			
					√			
					√			

# All recommendations and requirements resulted during the course of EIA/EA Process, including ACE and / or accepted public comment to the proposed project.

- Des - Design, C - Construction, O – Operation, and Dec – Decommissioning
- N/A – The associated activities are not in progress during the monitoring month, √ - The proposed mitigation measures is implemented



## FUGRO TECHNICAL SERVICES LIMITED

MaterialLab Division,  
Fugro Development Centre,  
5 Lok Yi Street, 17 M.S. Castle Peak Road,  
Tai Lam, Tuen Mun, N.T., Hong Kong.

Tel : +852-2450 8233  
Fax : +852-2450 6138  
E-mail : matlab@fugro.com.hk  
Website : www.materiallab.com.hk



**Table 2. Implementation Schedule of Proposed Human Health Risk Mitigation Measures**

EIA Ref #	Environmental Protection Measures / Mitigation Measures	Location / Timing	Implementation Agent	Implementation Stages*				Relevant Legislation and Guidelines
				Des	C	O	Dec	
	<p><u>Human Health Risk Associated with Radon</u></p> <p><i>Prevention of radon influx from the PFA to the STF buildings</i></p> <ul style="list-style-type: none"> <li>A soil cover can be provided beneath the buildings on top of ash lagoon prior to construction works because it reduces the level of radon influx significantly</li> <li>Slab-on-grade can be an option on foundation design</li> <li>Soil suction can also prevent radon from entering the building by drawing the radon from below the building and venting it through a pipe, or pipes, to the air above the building.</li> </ul> <p><i>Provision of Sufficient ventilation of the interior of the STF buildings</i></p> <ul style="list-style-type: none"> <li>Forced and natural ventilation should be introduced properly to enhance air exchange rate in the STF buildings.</li> <li>Basement areas should be pressurized by using a fan to blow air into the basement areas from outdoors is suggested. This would create enough pressure at the lowest level indoors to prevent radon from entering into the STF buildings.</li> </ul> <p><i>Regular maintenance for the floor slabs and walls</i></p> <ul style="list-style-type: none"> <li>Cracks and other openings in the foundation should be properly sealed to reduce radon ingress.</li> </ul> <p>Sealing the cracks limits the flow of radon into the building thereby making other radon reduction techniques more effective and cost-efficient. It also reduces the loss of conditioned air.</p>	STF buildings / During the design, construction and operation of the STF.	Contractor / STF Operator		N/A  N/A N/A			EPD's ProPECC Note PN 1/99 Control of Radon Concentration in New Buildings Appendix 2

# All recommendations and requirements resulted during the course of EIA/EA Process, including ACE and / or accepted public comment to the proposed project.

- Des - Design, C - Construction, O - Operation, and Dec - Decommissioning
- N/A - The associated activities are not in progress during the monitoring month, √ - The proposed mitigation measures is implemented

**FUGRO TECHNICAL SERVICES LIMITED**

MaterialLab Division,  
Fugro Development Centre,  
5 Lok Yi Street, 17 M.S. Castle Peak Road,  
Tai Lam, Tuen Mun, N.T., Hong Kong.

Tel : +852-2450 8233  
Fax : +852-2450 6138  
E-mail : matlab@fugro.com.hk  
Website : www.materiallab.com.hk


**Table 3. Implementation Schedule of Proposed Waste Management Measures**

EIA Ref #	Environmental Protection Measures / Mitigation Measures	Location / Timing	Implementation Agent	Implementation Stages*				Relevant Legislation and Guidelines
				Des	C	O	Dec	
S5.5.1	<p><i>Good Site Practices</i></p> <p>Recommendations for good site practices during the construction activities include:</p> <ul style="list-style-type: none"> <li>Nomination of an approved person, such as a site manager, to be responsible for good site practices, arrangements for collection and effective disposal to an appropriate facility, of all wastes generated at the site</li> <li>Training of site personnel in proper waste management and chemical handling procedures</li> <li>Provision of sufficient waste disposal points and regular collection of waste</li> <li>Appropriate measures to minimize windblown litter and dust during transportation of waste by either covering trucks or by transporting wastes in enclosed containers</li> <li>Regular cleaning and maintenance programme for drainage systems, sumps and oil interceptors.</li> </ul>	Work site / During the construction period	Contractor		√			Waste Disposal Ordinance (Cap.354)  ETWB TCW No. 19/2005
S5.5.1	<p><i>Waste Reduction Measures</i></p> <ul style="list-style-type: none"> <li>Waste reduction is best achieved at the planning and design stage, as well as by ensuring the implementation of good site practices. Recommendations to achieve waste reduction include:</li> </ul>	Work site / During planning & design stage, and construction stage	Contractor		√			

## FUGRO TECHNICAL SERVICES LIMITED

MaterialLab Division,  
Fugro Development Centre,  
5 Lok Yi Street, 17 M.S. Castle Peak Road,  
Tai Lam, Tuen Mun, N.T., Hong Kong.

Tel : +852-2450 8233  
Fax : +852-2450 6138  
E-mail : matlab@fugro.com.hk  
Website : www.materiallab.com.hk



EIA Ref #	Environmental Protection Measures / Mitigation Measures	Location / Timing	Implementation Agent	Implementation Stages*				Relevant Legislation and Guidelines
				Des	C	O	Dec	
	<ul style="list-style-type: none"> <li>The design of the foundation works should minimize the amount of excavated material to be generated.</li> <li>Excavated soil should be reused on site as far as possible, e.g. for landscape works, in order to minimize the amount of public fill to be disposed off-site.</li> <li>Segregation and storage of different types of waste in different containers, skips or stockpiles to enhance reuse or recycling of materials and their proper disposal.</li> <li>Encourage collection of aluminium cans by individual collectors by providing separate labelled bins to enable this waste to be segregated from other general refuse generated by the work force</li> <li>Proper storage and site practices to minimize the potential for damage or contamination of construction materials.</li> <li>Plan and stock construction materials carefully to minimize amount of waste generated and avoid unnecessary generation of waste.</li> </ul>				√			
S5.5.1	<p><i>General Refuse</i></p> <p>General refuse should be stored in enclosed bins or compaction units separate from C&amp;D material. A reputable waste collector should be employed by the contractor to remove general refuse from the site, separately from C&amp;D material. Preferably an enclosed and covered area should be provided to reduce the occurrence of 'wind blown' light material.</p>	Work site / During the construction period	Contractor		√			Public Health and Municipal Services Ordinance (Cap. 132)

## FUGRO TECHNICAL SERVICES LIMITED

MaterialLab Division,  
Fugro Development Centre,  
5 Lok Yi Street, 17 M.S. Castle Peak Road,  
Tai Lam, Tuen Mun, N.T., Hong Kong.

Tel : +852-2450 8233  
Fax : +852-2450 6138  
E-mail : matlab@fugro.com.hk  
Website : www.materiallab.com.hk



EIA Ref #	Environmental Protection Measures / Mitigation Measures	Location / Timing	Implementation Agent	Implementation Stages*				Relevant Legislation and Guidelines
				Des	C	O	Dec	
S5.5.1	<p><i>Construction and Demolition Material</i></p> <p>In order to minimize the impact resulting from collection and transportation of C&amp;D material for off-site disposal, the excavated material arising from site formation and foundation works should be reused on-site as backfilling material and for landscaping works as far as practicable. Other mitigation requirements are listed below:</p> <ul style="list-style-type: none"> <li>• A Waste Management Plan, which becomes part of the Environmental Management Plan, should be prepared in accordance with ETWB TCW No.19/2005.</li> <li>• A recording system for the amount of wastes generated, recycled and disposed (including the disposal sites) should be proposed.</li> <li>• In order to monitor the disposal of C&amp;D material at public filling facilities and landfills and to control fly-tipping, a trip-ticket system should be included. One may make reference to ETWB TCW No. 31/2004 for details.</li> </ul>	Work site / During design stage & construction period	Contractor	√	√			ETWB TCW No. 33/2002 ETWB TCW No. 19/2005 ETWB TCW No. 31/2004
S5.5.1	<p><i>Chemical Waste</i></p> <p>If chemical wastes are produced at the construction site, the Contractor would be required to register with the EPD as a Chemical Waste Producer and to follow the guidelines stated in the Code of Practice on the Packaging, Labelling and Storage of Chemical Wastes. Good quality containers compatible with the chemical wastes should be used, and incompatible</p>	Work site / During the construction period	Contractor		√			Waste Disposal (Chemical Waste)(General) Regulation)

**FUGRO TECHNICAL SERVICES LIMITED**

MaterialLab Division,  
Fugro Development Centre,  
5 Lok Yi Street, 17 M.S. Castle Peak Road,  
Tai Lam, Tuen Mun, N.T., Hong Kong.

Tel : +852-2450 8233  
Fax : +852-2450 6138  
E-mail : matlab@fugro.com.hk  
Website : www.materiallab.com.hk



EIA Ref #	Environmental Protection Measures / Mitigation Measures	Location / Timing	Implementation Agent	Implementation Stages*				Relevant Legislation and Guidelines
				Des	C	O	Dec	
	chemicals should be stored separately. Appropriate labels should be securely attached on each chemical waste container indicating the corresponding chemical characteristics of the chemical waste, such as explosive, flammable, oxidizing, irritant, toxic, harmful, corrosive, etc. The Contractor shall use a licensed collector to transport and dispose of the chemical wastes, to either the Chemical Waste Treatment Centre at Tsing Yi, or another licensed facility, in accordance with the Waste Disposal (Chemical Waste) (General) Regulation.							

# All recommendations and requirements resulted during the course of EIA/EA Process, including ACE and / or accepted public comment to the proposed project.

- Des – Design, C – Construction, O – Operation, and Dec – Decommissioning
- N/A – The associated activities are not in progress during the monitoring month, √ - The proposed mitigation measures is implemented

**FUGRO TECHNICAL SERVICES LIMITED**

MaterialLab Division,  
Fugro Development Centre,  
5 Lok Yi Street, 17 M.S. Castle Peak Road,  
Tai Lam, Tuen Mun, N.T., Hong Kong.

Tel : +852-2450 8233  
Fax : +852-2450 6138  
E-mail : matlab@fugro.com.hk  
Website : www.materiallab.com.hk


**Table 4. Implementation Schedule of Proposed Land Contamination Preventive Measures**

EIA Ref #	Environmental Protection Measures / Mitigation Measures	Location / Timing	Implementation Agent	Implementation Stages*				Relevant Legislation and Guidelines
				Des	C	O	Dec	
S5.6.3	<i>Fuel Oil Tank Construction and Test</i> <ul style="list-style-type: none"> <li>The fuel tank to be installed should be of specified durability</li> <li>Double skin tanks are preferable</li> <li>Underground fuel storage tank to be installed should be placed within a concrete pit</li> <li>The concrete pit shall be accessible to allow regular tank integrity tests to be carried out at regular intervals</li> <li>The tank integrity tests should be conducted by an independent qualified surveyor or structural engineer</li> <li>Any potential problems identified in the test should be rectified as soon as possible</li> </ul>	Fuel Oil Storage Tank /	Contractor/ STF Operator	√	√ √ N/A √ √ √			
S5.6.3	<i>Fuel Oil Pipeline Construction and Test</i> <ul style="list-style-type: none"> <li>Installation of aboveground fuel oil pipelines is preferable; if underground pipelines are unavoidable, concrete lined trenches should be constructed to contain the pipelines</li> <li>Double skin pipelines are preferable</li> <li>Distance between the fuel oil refuelling points and the fuel oil storage tank shall be minimized</li> <li>The integrity tests for the pipelines should be conducted by an independent qualified surveyor or structural engineer at regular intervals</li> <li>Any potential problems identified in the test should be rectified as soon as possible</li> </ul>	Fuel Oil Pipelines/ Design, Construction and Operation Phase	Contractor/ STF Operator	√	√ √ √ √			
S5.6.3	<i>Fuel Oil Leakage Detection</i> <ul style="list-style-type: none"> <li>Installation of leak detection device at storage tank and pipelines</li> </ul>	Fuel Oil Storage Tank	Contractor/ STF Operator	N/A	N/A			

# All recommendations and requirements resulted during the course of EIA/EA Process, including ACE and / or accepted public comment to the proposed project.

- Des - Design, C - Construction, O – Operation, and Dec – Decommissioning
- N/A – The associated activities are not in progress during the monitoring month, √ - The proposed mitigation measures is implemented

**FUGRO TECHNICAL SERVICES LIMITED**

MaterialLab Division, Tel : +852-2450 8233  
 Fugro Development Centre, Fax : +852-2450 6138  
 5 Lok Yi Street, 17 M.S. Castle Peak Road, E-mail : matlab@fugro.com.hk  
 Tai Lam, Tuen Mun, N.T., Hong Kong. Website : www.materiallab.com.hk



**Table 5. Implementation Schedule of Proposed Water Pollution Control Measures**

EIA Ref #	Environmental Protection Measures / Mitigation Measures	Location / Timing	Implementation Agent	Implementation Stages*				Relevant Legislation and Guidelines
				Des	C	O	Dec	
S6.7.2	<p><b>Construction Runoff and Drainage</b></p> <ul style="list-style-type: none"> <li>Site practices outlined in ProPECC PN 1/94 “Construction Site Drainage” shall be followed as far as practicable in order to minimize surface runoff and the chance of erosion:</li> <li>At the start of site establishment, internal drainage works and erosion and sedimentation control facilities shall be implemented. Channels, earth bunds or sand bag barriers shall be provided on site to direct stormwater to silt removal facilities. The detailed design and installation of the temporary on-site drainage system shall be undertaken by the contractor prior to the commencement of construction.</li> <li>Before commencing any site formation work, all sewer and drainage connections shall be sealed to prevent debris, soil, sand etc. from entering public sewers/drains.</li> <li>Boundaries of earthworks shall be surrounded by dykes or embankments for flood protection, as necessary.</li> <li>Sand/silt removal facilities such as sand traps, silt traps and sediment basins shall be provided to remove sand/silt particles from runoff to meet the standards of the Technical</li> </ul>	Work site / During the construction period	Contractor		√  N/A			ProPECC PN 1/94; WPCO

**FUGRO TECHNICAL SERVICES LIMITED**

MaterialLab Division,  
Fugro Development Centre,  
5 Lok Yi Street, 17 M.S. Castle Peak Road,  
Tai Lam, Tuen Mun, N.T., Hong Kong.

Tel : +852-2450 8233  
Fax : +852-2450 6138  
E-mail : matlab@fugro.com.hk  
Website : www.materiallab.com.hk



EIA Ref #	Environmental Protection Measures / Mitigation Measures	Location / Timing	Implementation Agent	Implementation Stages*				Relevant Legislation and Guidelines
				Des	C	O	Dec	
	<p>Memorandum under the Water Pollution Control Ordinance. The design of silt removal facilities shall be based on the guidelines provided in ProPECC PN 1/94. All drainage facilities and erosion and sediment control structures shall be inspected monthly and maintained to ensure proper and efficient operation at all times and particularly during rainstorms.</p> <ul style="list-style-type: none"> <li>• Water pumped out from foundation piles shall be discharged into silt removal facilities.</li> <li>• During rainstorms, exposed slope/soil surfaces shall be covered by a tarpaulin or other means, as far as practicable. Other measures that need to be implemented before, during and after rainstorms are summarized in ProPECC PN 1/94.</li> <li>• Exposed soil areas shall be minimized to reduce potential for increased siltation and contamination of runoff.</li> <li>• Earthwork final surfaces shall be well compacted and subsequent permanent work or surface protection shall be immediately performed. Open stockpiles of construction materials or construction wastes on-site of more than 50m<sup>3</sup> shall be covered with tarpaulin or similar fabric during rainstorms.</li> <li>• All vehicles shall be cleaned before leaving the works area to ensure no earth, mud and debris is deposited on roads. An adequately designed and</li> </ul>				N/A √  √  √  √			



## FUGRO TECHNICAL SERVICES LIMITED

MaterialLab Division,  
Fugro Development Centre,  
5 Lok Yi Street, 17 M.S. Castle Peak Road,  
Tai Lam, Tuen Mun, N.T., Hong Kong.

Tel : +852-2450 8233  
Fax : +852-2450 6138  
E-mail : matlab@fugro.com.hk  
Website : www.materiallab.com.hk



EIA Ref #	Environmental Protection Measures / Mitigation Measures	Location / Timing	Implementation Agent	Implementation Stages*				Relevant Legislation and Guidelines
				Des	C	O	Dec	
	sited wheel washing bay shall be provided at every site exit. The wheel washing facility shall be designed to minimize the intake of surface water (rainwater). Wash-water shall have sand and silt settled out and removed at least on a weekly basis to ensure the continued efficiency of the process.							
S6.7.2	<p><i>General Construction Activities</i></p> <ul style="list-style-type: none"> <li>Debris and refuse generated on-site shall be collected, handled and disposed of properly to avoid entering the nearby water bodies and public drainage system. Stockpiles of cement and other construction materials shall be kept covered when not being used.</li> <li>Oils and fuels shall only be used and stored in designated areas which have pollution prevention facilities. To prevent spillage of fuels and solvents to nearby water bodies and public drains, all fuel tanks and storage areas shall be provided with locks and be sited on sealed areas, within bunds of a capacity equal to 110% of the storage capacity of the largest tank. The bund shall be drained of rainwater after a rain event.</li> </ul>	Work site / During the construction period	Contractor		√			ProPECC PN 1/94;
S6.7.2	<p><i>Sewage Effluents</i></p> <ul style="list-style-type: none"> <li>Temporary sanitary facilities, such as portable chemical toilets, shall be employed on-site where necessary to handle sewage from the workforce. A licensed contractor would be responsible for appropriate disposal and maintenance of these facilities.</li> </ul>	Work site / During the construction period	Contractor		√			ProPECC PN 1/94; WPCO

## FUGRO TECHNICAL SERVICES LIMITED

MaterialLab Division,  
Fugro Development Centre,  
5 Lok Yi Street, 17 M.S. Castle Peak Road,  
Tai Lam, Tuen Mun, N.T., Hong Kong.

Tel : +852-2450 8233  
Fax : +852-2450 6138  
E-mail : matlab@fugro.com.hk  
Website : www.materiallab.com.hk



EIA Ref #	Environmental Protection Measures / Mitigation Measures	Location / Timing	Implementation Agent	Implementation Stages*				Relevant Legislation and Guidelines
				Des	C	O	Dec	
S6.7.2	<p><i>Release of PFA Leachate from Ash Lagoon into the Aquatic Environment</i></p> <ul style="list-style-type: none"> <li>Environmental monitoring and audit (EM&amp;A) should be included to ensure that the foundation construction would not cause an unacceptable release of PFA leachate into the Deep Bay waters. The parameters to be measured should include the heavy metals such as cadmium, chromium and aluminium, which have the greatest tendency to leach from the lagooned PFA into the seawater. Details of the measurement requirements are presented in the EM&amp;A manual</li> </ul>	<p>Deep Bay</p> <p>Water outside the Ash Lagoon / During the construction period</p>	Contractor		√			WPCO

# All recommendations and requirements resulted during the course of EIA/EA Process, including ACE and/or accepted public comment to the proposed project.

- Des - Design, C - Construction, O – Operation, and Dec – Decommissioning
- N/A – The associated activities are not in progress during the monitoring month, √ - The proposed mitigation measures is implemented

**FUGRO TECHNICAL SERVICES LIMITED**

MaterialLab Division, Tel : +852-2450 8233  
 Fugro Development Centre, Fax : +852-2450 6138  
 5 Lok Yi Street, 17 M.S. Castle Peak Road, E-mail : matlab@fugro.com.hk  
 Tai Lam, Tuen Mun, N.T., Hong Kong. Website : www.materiallab.com.hk



**Table 6. Implementation Schedule of Proposed Ecological Mitigation Measures**

EIA Ref #	Environmental Protection Measures / Mitigation Measures	Location / Timing	Implementation Agent	Implementation Stages*				Relevant Legislation and Guidelines
				Des	C	O	Dec	
S7.8.2	Measures to Minimize Disturbance Impact to Wildlife <ul style="list-style-type: none"> <li>• Hoarding of 3m high shall be set up along the boundary of the works areas and associated site access to shield the fauna and breeding population of Little Grebe in the Middle Lagoon from the disturbance impact of machinery.</li> <li>• The works boundaries shall not go beyond the proposed Project Area. All work crews, equipment and human activities shall be confined within the designated works area only. No personnel should encroach or wilfully disturb any wild animals and their habitats. Traffic and human access from the western side of the Project Area should be avoided.</li> <li>• Fencing with climbers or plantation shall be provided, where appropriate, along the STF site boundary and the two sides of access road to screen the surrounding habitats from the STF works areas.</li> </ul>	Boundary of works areas/ Construction Phase	Contractor		√			
		Boundary of works areas/ Construction Phase	Contractor		√			
		Boundary of works areas/ Operation Phase	Contractor		√			

**FUGRO TECHNICAL SERVICES LIMITED**

MaterialLab Division,  
Fugro Development Centre,  
5 Lok Yi Street, 17 M.S. Castle Peak Road,  
Tai Lam, Tuen Mun, N.T., Hong Kong.

Tel : +852-2450 8233  
Fax : +852-2450 6138  
E-mail : matlab@fugro.com.hk  
Website : www.materiallab.com.hk



EIA Ref #	Environmental Protection Measures / Mitigation Measures	Location / Timing	Implementation Agent	Implementation Stages*				Relevant Legislation and Guidelines
				Des	C	O	Dec	
S7.8.2	<p>Measures to Minimize Impact to natural habitats</p> <ul style="list-style-type: none"> <li>Where practicable, all proposed works shall be conducted in existing built up area to minimize impact to natural habitats.</li> <li>The abutment (permanent structure) for the vehicular bridge shall avoid streambed. The number and size of the temporary supporting structures to be installed over the streambed during construction shall be minimized as far as practicable.</li> <li>The temporarily affected natural habitats, including streambed, shall be reinstated after the completion of works.</li> <li>For affected natural stream section, placement of substrates of similar size and composition to those of original streambed shall be considered to encourage colonization.</li> </ul>	<p>Works areas/ Design and Construction Phase</p> <p>Vehicular bridge/ Design and Construction Phase</p> <p>Works Area/ Operation Phase</p> <p>Works Area/ Operation Phase</p>	<p>STF Designer/ Contractor</p> <p>STF Designer/ Contractor</p> <p>Contractor</p> <p>Contractor</p>	√	√			<p>ETWB TC (Works)</p> <p>No. 5/2005 Protection of natural streams/ rivers from adverse impacts arising from construction works</p>
S7.8.2	<p><i>Minimise sedimentation/water quality impacts to waterbodies</i></p> <ul style="list-style-type: none"> <li>Measures to control potential sedimentation/ water quality impacts during the construction phase shall be implemented.</li> <li>To minimize the potential water quality impacts from the construction works located at any river channels, natural streams or seafront, the practices outlined in</li> </ul>	<p>Whole Site/ Construction Phase</p>	<p>Contractor</p>		√			<p>ETWB TC (Works)</p> <p>No. 5/2005 Protection of natural streams/ rivers from adverse impacts arising from construction works</p>

## FUGRO TECHNICAL SERVICES LIMITED

MaterialLab Division,  
Fugro Development Centre,  
5 Lok Yi Street, 17 M.S. Castle Peak Road,  
Tai Lam, Tuen Mun, N.T., Hong Kong.

Tel : +852-2450 8233  
Fax : +852-2450 6138  
E-mail : matlab@fugro.com.hk  
Website : www.materiallab.com.hk



EIA Ref #	Environmental Protection Measures / Mitigation Measures	Location / Timing	Implementation Agent	Implementation Stages*				Relevant Legislation and Guidelines
				Des	C	O	Dec	
	ETWB TC (Works) No. 5/2005 "Protection of natural streams/rivers from adverse impacts arising from construction works" shall be adopted where applicable.							
S7.8.2	<p><i>Minimize noise disturbance</i></p> <ul style="list-style-type: none"> <li>Noise mitigation measures including the use of quieter piling machinery and construction plants shall be implemented to lower the noise level due to construction works.</li> <li>Only well-maintained plant shall be operated on-site and plant shall be serviced regularly during the construction programme.</li> <li>Machines and plant which may be in intermittent use shall be shut down to a minimum.</li> <li>Plant known to emit noise strongly in one direction, shall be oriented so that the noise is directed away from the Middle Lagoon, where possible.</li> <li>Silencers or mufflers on construction equipment shall be utilized and shall be properly maintained during the construction period.</li> <li>Mobile plant (such as generator) shall be sited as far away from the Middle Lagoon as possible.</li> <li>Material stockpiles and other structures shall be effectively utilized, where practicable, to screen noise from on-site construction activities.</li> </ul>	Whole Site/ Construction Phase	Contractor		√  √  √  N/A  √  √			ETWB TC (Works) No. 5/2005 Protection of natural streams/rivers from adverse impacts arising from construction works

## FUGRO TECHNICAL SERVICES LIMITED

MaterialLab Division, Tel : +852-2450 8233  
 Fugro Development Centre, Fax : +852-2450 6138  
 5 Lok Yi Street, 17 M.S. Castle Peak Road, E-mail : matlab@fugro.com.hk  
 Tai Lam, Tuen Mun, N.T., Hong Kong. Website : www.materiallab.com.hk



EIA Ref #	Environmental Protection Measures / Mitigation Measures	Location / Timing	Implementation Agent	Implementation Stages*				Relevant Legislation and Guidelines
				Des	C	O	Dec	
S7.8.3	<p><i>Measures to Mitigate the Loss of Vegetation</i></p> <ul style="list-style-type: none"> <li>All vegetation located within the work areas shall be preserved as far as practicable.</li> <li>To compensate for the loss of the vegetation and habitats, tree planting shall be provided in the site area where possible. Species chosen for planting shall be similar to the species identified in the survey and be native to Hong Kong or the Southern China.</li> </ul>	Whole Site / Design, Construction and Operation Phase	Contractor / STF Operator	√	√			
S7.8.4	<p>Enhancement Measures to Create Additional Habitat for Little Grebe</p> <ul style="list-style-type: none"> <li>An additional habitat for Little Grebe shall be created in a less disturbed area located at the northeastern part of the proposed STF.</li> <li>The created habitat shall be provided in form of shallow pond(s) incorporating suitable habitat characteristics for Little Grebe. The water level of the created pond shall be kept between 1.5 m to 2 m.</li> <li>Emergent vegetation shall be planted and fish population shall be controlled to allow development of aquatic invertebrate populations as prey of Little Grebe.</li> <li>To screen the created habitat from disturbance due to nearby landfill traffic, planting of native plants shall be provided on the boundary of the pond(s) as appropriate.</li> <li>Prior to construction of the pond(s), detailed Habitat Creation and Management Plan (HCMP) of the created habitat prepared by experienced ecologist(s) with over seven year experience in relevant field shall be circulated to relevant departments including AFCD for comment.</li> </ul>	Within Project Area/ Design Phase, Construction and Operation Phase	Contractor / STF Operator	√	N/A			

# All recommendations and requirements resulted during the course of EIA Process, including ACE and / or accepted public comment to the proposed project.

- Des - Design, C - Construction, O - Operation and Dec – Decommissioning
- N/A – The associated activities are not in progress during the monitoring month, √ - The proposed mitigation measures is implemented

**FUGRO TECHNICAL SERVICES LIMITED**

MaterialLab Division,  
Fugro Development Centre,  
5 Lok Yi Street, 17 M.S. Castle Peak Road,  
Tai Lam, Tuen Mun, N.T., Hong Kong.

Tel : +852-2450 8233  
Fax : +852-2450 6138  
E-mail : matlab@fugro.com.hk  
Website : www.materiallab.com.hk


**Table 7. Implementation Schedule for Landscape and Visual Impact**

EIA Ref #	Environmental Protection Measures / Mitigation Measures	Location / Timing	Implementation Agent	Implementation Stages*				Relevant Legislation and Guidelines
				Des	C	O	Dec	
Table 9.4 CM-01	<u>Contaminant/ Sediment Control</u> – Suitable temporary barriers, covers and drainage provisions shall be provided around construction works to avoid discharge of contaminants (such as bleeding from in-situ concrete works) and sediments into sensitive water-based habitats, especially the tidal streams and the mangrove.	Work site / During the construction period	Contractor		√			
Table 9.4 CM-02	<u>Early Planting of Tall Trees</u> – Tall trees proposed under mitigation measure OM-02 shall be planted early, providing visual effect also during construction.	Work site / During the construction period	Contractor		N/A			
Table 9.4 CM-03	<u>Good Site Practice</u> – Construction activities should be restricted to works areas and should be clearly demarcated onsite. Piling of construction materials onsite shall be carefully considered for possible impacts before carrying out.	Work site / During the construction period	Contractor		√			
Table 9.4 CM-04	<u>Existing Trees within Works Areas</u> – All existing trees within work sites shall be properly maintained and protected for their crowns, trunks and roots.	Work site / During the construction period	Contractor	√	√			
Table 9.4 OM-01	<u>Sensitive Bridge Design</u> – The bridge of the proposed access road shall be sensitively designed to minimize impact to the tidal stream and mangrove. It shall be constructed with minimal use of in-situ concreting and with maximum use of precast or prefabricated elements. No pile or support shall be erected within the stream channel.	Bridge of access road / During the design & construction phases	Contractor	√	N/A			

## FUGRO TECHNICAL SERVICES LIMITED

MaterialLab Division, Tel : +852-2450 8233  
 Fugro Development Centre, Fax : +852-2450 6138  
 5 Lok Yi Street, 17 M.S. Castle Peak Road, E-mail : matlab@fugro.com.hk  
 Tai Lam, Tuen Mun, N.T., Hong Kong. Website : www.materiallab.com.hk



EIA Ref #	Environmental Protection Measures / Mitigation Measures	Location / Timing	Implementation Agent	Implementation Stages*				Relevant Legislation and Guidelines
				Des	C	O	Dec	
Table 9.4 OM-02	<u>Tall trees for Chimney</u> – Fast-growing tall trees shall be planted along the east side of the ash-lagoon to counterbalance possible exotic silhouettes, such as from the chimney, of the proposed sludge treatment facilities for sensitive viewers in Pak Nai. The trees shall be planted during the early stage of the construction to ensure effectiveness during operation. They will also help to lessen the visual impact during construction, as already suggested in mitigation measure CM-02.	East side of ash lagoon / During the design & construction phases	Contractor	√	N/A			
Table 9.4 OM-03	<u>Suitable Reinstatement at Ash-lagoon</u> – Affected perimeter of the proposed works area within the ash-lagoon shall be reinstated with suitable planting materials. Traditional reinstatement planting approach for construction projects may not work well for this project. Certain existing grasses and small shrubs have self-seeded the ash- lagoon, demonstrating their tolerance to salts, alkalinity and possible trace metals in the ash. Therefore the same or similar species of vegetation shall be used.	Perimeter of works area / During the design & construction phases	Contractor	√	N/A			
Table 9.4 OM-04	<u>Existing Tree Transplanting</u> – The proposed access roadworks may affect few existing trees, which shall be transplanted as far as practical. A comprehensive tree survey is recommended to locate these trees.	Access road / During the design & operation phases	Contractor	√	N/A			
Table 9.4 OM-05	<u>Planting at Road Intersection</u> – Suitable planting of woodland trees and shrubs shall be provided for the proposed access roadworks at the junction with Nim Wan Road.	Junction of access road with Nim Wan Road / During the design & operation phases	Contractor	√	N/A			

# All recommendations and requirements resulted during the course of EIA Process, including ACE and / or accepted public comment to the proposed project.

- Des - Design, C - Construction, O - Operation and Dec – Decommissioning
- N/A – The associated activities are not in progress during the monitoring month, √ - The proposed mitigation measures is implemented



**FUGRO TECHNICAL SERVICES LIMITED**

MaterialLab Division, Tel : +852-2450 8233  
 Fugro Development Centre, Fax : +852-2450 6138  
 5 Lok Yi Street, 17 M.S. Castle Peak Road, E-mail : matlab@fugro.com.hk  
 Tai Lam, Tuen Mun, N.T., Hong Kong. Website : www.materiallab.com.hk


**Table 8. Implementation Schedule of Proposed Landfill Gas Hazard Protection Measures**

EIA Ref #	Environmental Protection Measures / Mitigation Measures	Location / Timing	Implementation Agent	Implementation Stages*				Relevant Legislation and Guidelines
				Des	C	O	Dec	
S10.7.2	<b>Appointment of Safety Officer</b> Appoint a properly trained safety officer and provide with appropriate equipment to measure and monitor LFG hazard.	Work Site / During the construction phase	Contractor		√			
S10.7.2	<b>Safety Measures - Excavation</b> Staff should receive appropriate training on working in areas susceptible to landfill gas, fire and explosion hazards. Excavation procedures and code of practice should be implemented.	Work Site / During the construction phase	Contractor		√			
S10.7.2	<i>Safety Measures – Welding, Flame-Cutting and Hot works</i> Hot works should be confined to open areas away from any trench or excavation. Should hot works must be carried out in trenches or confined space, “permit to work” procedures should be followed.	Work Site / During the construction phase	Contractor		√			
S10.7.2	<b>Safety Measures – Enclosed Spaces</b> Site offices or buildings located within WENT Landfill Consultation Zone which have the capacity to accumulate landfill gas, then they should either be located in an area which has been proven to be free of landfill gas; or be raised clear of the ground by a minimum of 500mm.	Enclosed Spaces within WENT Consultant Zone / During the construction phase	Contractor		N/A			
S10.7.2	<b>Safety Measures – Electrical Equipment</b> Any electrical equipment, such as motors and extension cords, should be intrinsically safe.	Work Site / During the construction phase	Contractor		N/A			

**FUGRO TECHNICAL SERVICES LIMITED**

MaterialLab Division, Tel : +852-2450 8233  
 Fugro Development Centre, Fax : +852-2450 6138  
 5 Lok Yi Street, 17 M.S. Castle Peak Road, E-mail : matlab@fugro.com.hk  
 Tai Lam, Tuen Mun, N.T., Hong Kong. Website : www.materiallab.com.hk



EIA Ref #	Environmental Protection Measures / Mitigation Measures	Location / Timing	Implementation Agent	Implementation Stages*				Relevant Legislation and Guidelines
				Des	C	O	Dec	
S10.7.2	<b>Safety Measures – Piping</b> During piping assembly or conduiting construction, all valves/seals should be closed immediately after installation. As construction progresses, all valves/seals should be closed as installed to prevent the migration of gases through the pipeline/conduit. All piping/conduiting should be capped at the end of each working day.	Work Site / During the construction phase	Contractor		N/A			
S10.7.2	<b>Safety Measures – Fire Safety</b> Adequate fire safety equipments should be provided on site. Workers and visitors should be notified of the potential fire hazards. Safety notices should be posted around the site warning the anger and potential hazards.	Work Site / During the construction phase	Contractor		√			
S10.7.2	<b>Safety Measures – Confined Spaces</b> Precautionary measures should include ensuring that staff members are aware of the potential hazards of working in confined spaces, and that appropriate monitoring procedures are in place to prevent hazards in confined spaces.	Confined Spaces at Work Site / During the construction phase	Contractor		N/A			
S10.7.2	<b>Monitoring</b> Periodically during ground-works within the Consultation Zone, the works area should be monitored for methane, carbon dioxide and oxygen using appropriately calibrated portable gas detection equipment. The monitoring frequency and areas to be monitored shall be set down prior to commencement of ground-works. Depending on the results of the measurements, actions required will vary. As a minimum these should encompass those actions specified in Table 10.6 of the EIA Report.	Work Site / During the construction phase	Contractor		N/A			

# All recommendations and requirements resulted during the course of EIA Process, including ACE and / or accepted public comment to the proposed project.

- Des - Design, C - Construction, O - Operation and Dec – Decommissioning
- N/A – The associated activities are not in progress during the monitoring month, √ - The proposed mitigation measures is implemented

---

## *FUGRO TECHNICAL SERVICES LIMITED*

MaterialLab Division,  
Fugro Development Centre,  
5 Lok Yi Street, 17 M.S. Castle Peak Road,  
Tai Lam, Tuen Mun, N.T., Hong Kong.

Telephone : +852-2450 8233  
Telefax : +852-2450 6138  
E-mail : matlab@fugro.com.hk  
Website : www.fugro.com

---

**MaterialLab**

---

### **Appendix 2**

#### **Graphical Presentation of Water Quality Monitoring Data**

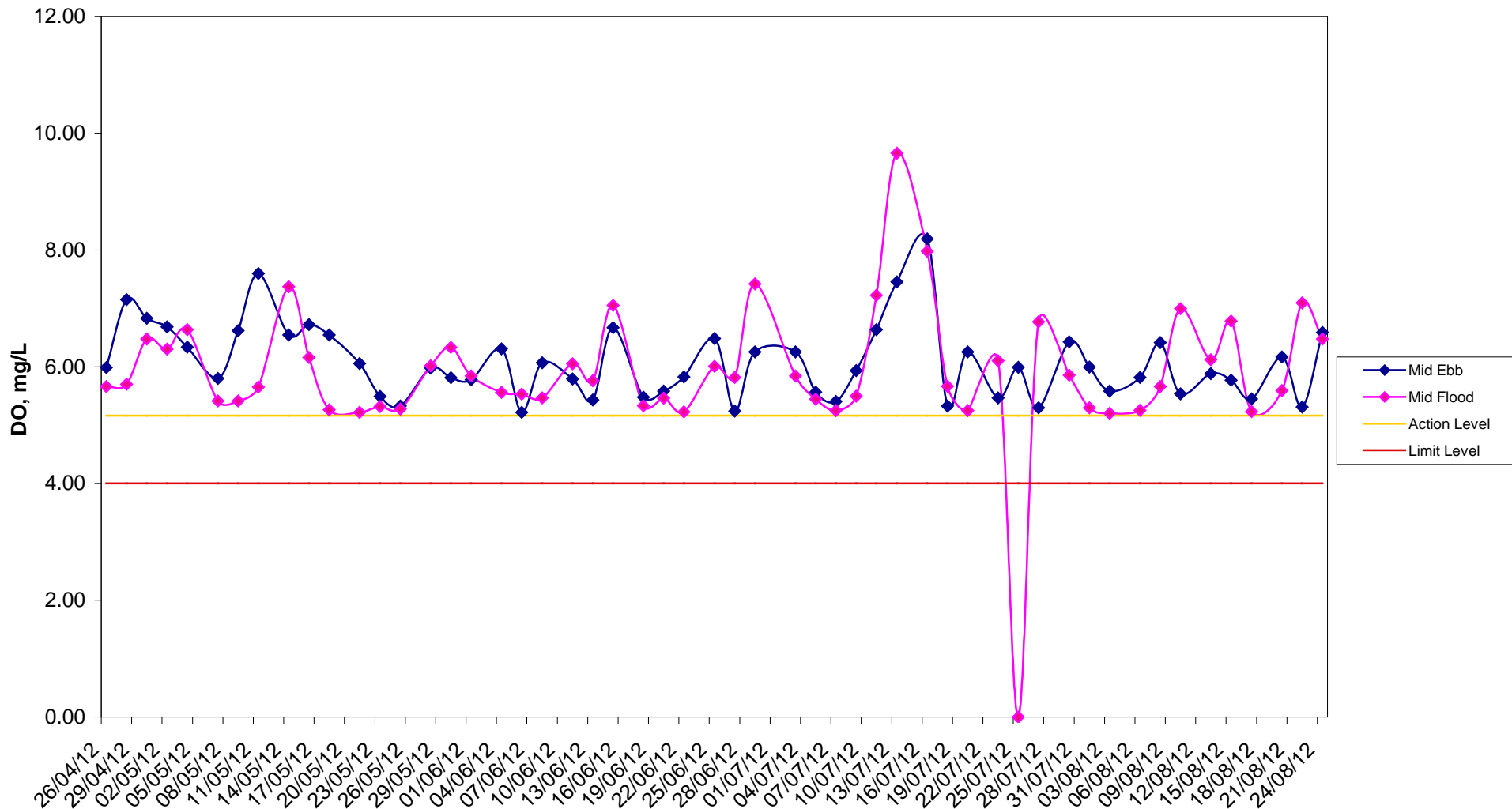
# FUGRO TECHNICAL SERVICES LIMITED

MaterialLab Division,  
Fugro Development Centre,  
5 Lok Yi Street, 17 M.S. Castle Peak Road,  
Tai Lam, Tuen Mun, N.T., Hong Kong.

Tel : +852-2450 8233  
Fax : +852-2450 6138  
E-mail : matlab@fugro.com.hk  
Website : www.fugro.com



## W1 - Dissolved Oxygen Content



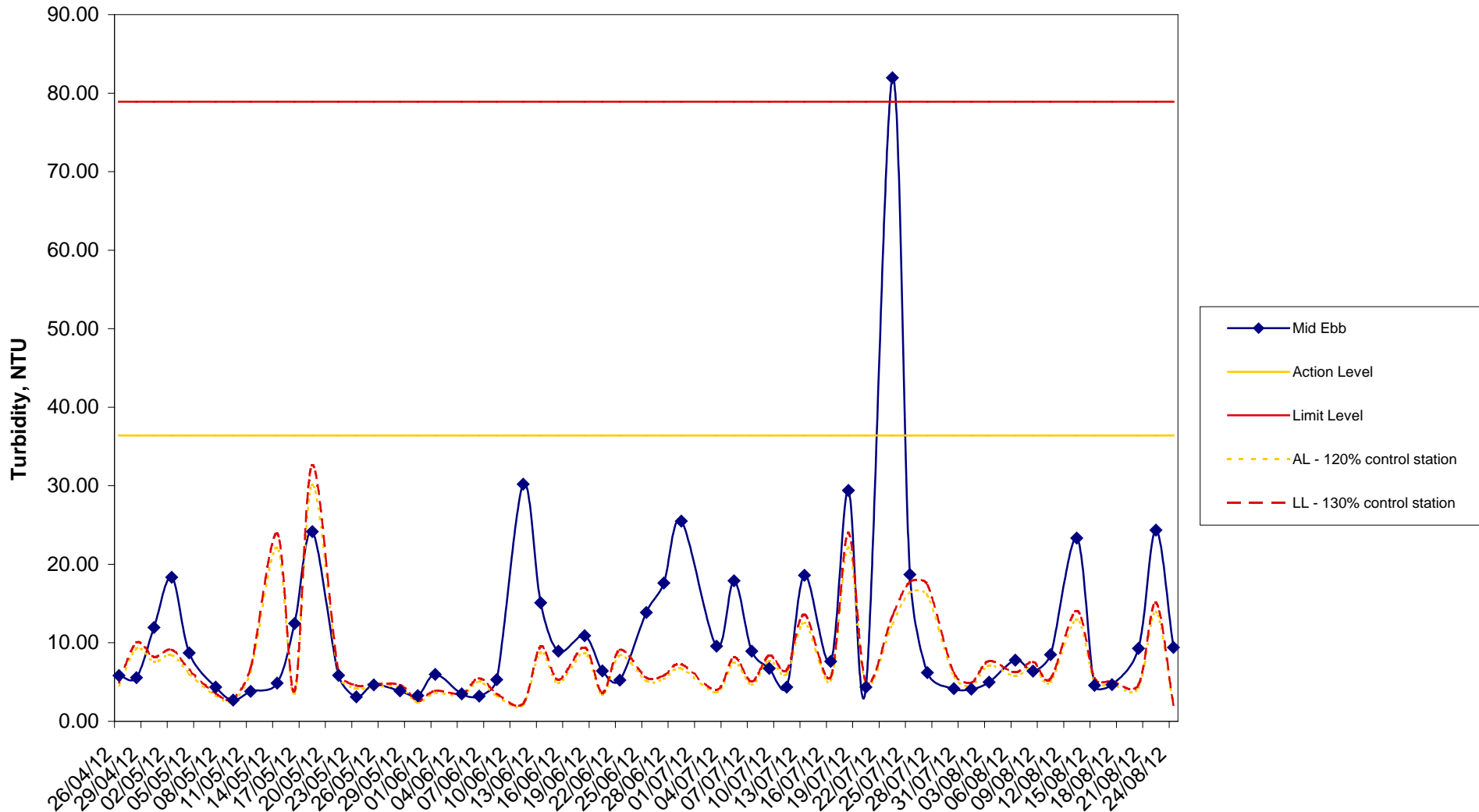
# FUGRO TECHNICAL SERVICES LIMITED

MaterialLab Division,  
Fugro Development Centre,  
5 Lok Yi Street, 17 M.S. Castle Peak Road,  
Tai Lam, Tuen Mun, N.T., Hong Kong.

Tel : +852-2450 8233  
Fax : +852-2450 6138  
E-mail : matlab@fugro.com.hk  
Website : www.fugro.com



## W1 - Turbidity (Mid-Ebb)



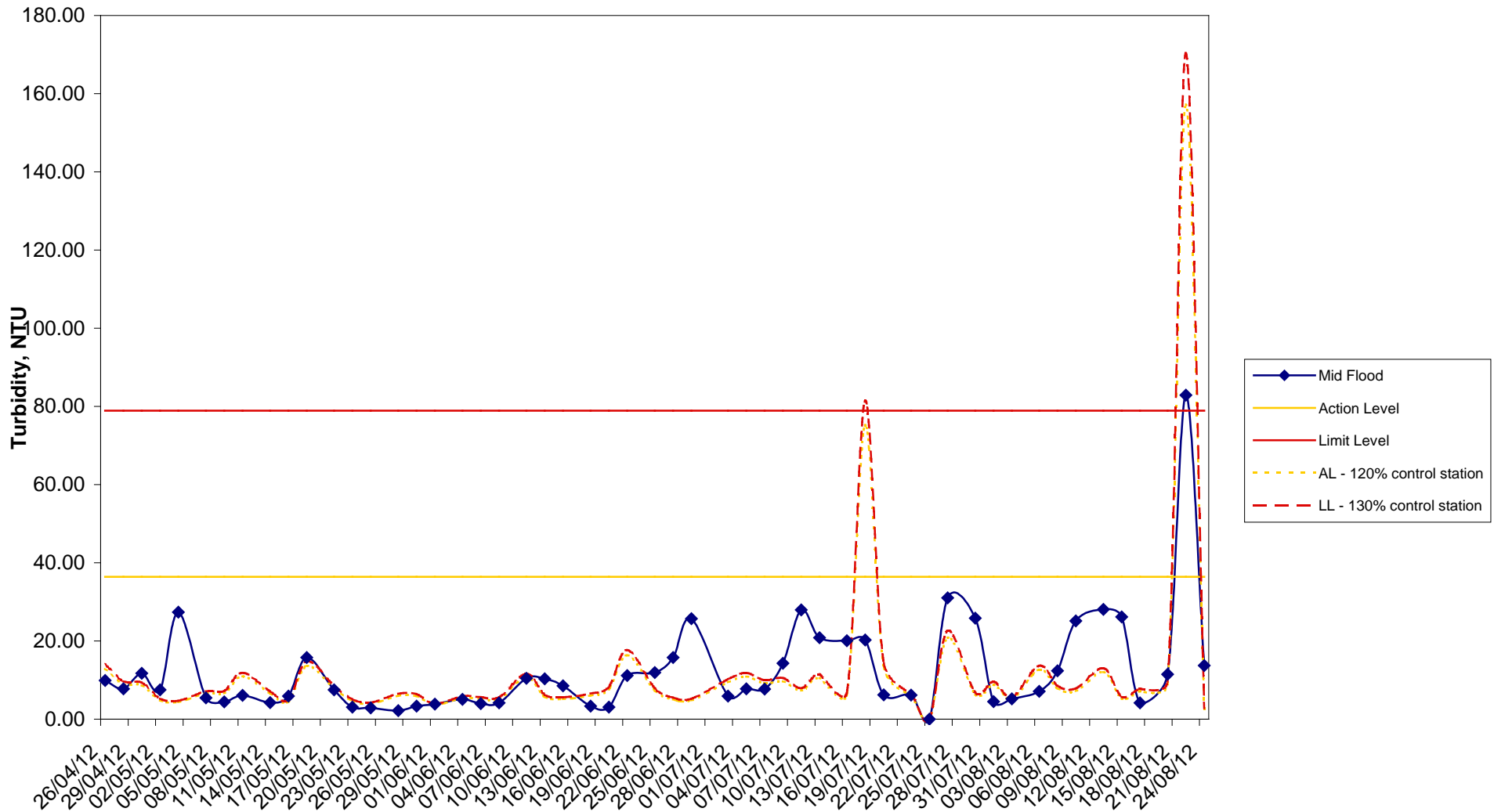
# FUGRO TECHNICAL SERVICES LIMITED

MaterialLab Division,  
Fugro Development Centre,  
5 Lok Yi Street, 17 M.S. Castle Peak Road,  
Tai Lam, Tuen Mun, N.T., Hong Kong.

Tel : +852-2450 8233  
Fax : +852-2450 6138  
E-mail : matlab@fugro.com.hk  
Website : www.fugro.com



## W1 - Turbidity (Mid-Flood)



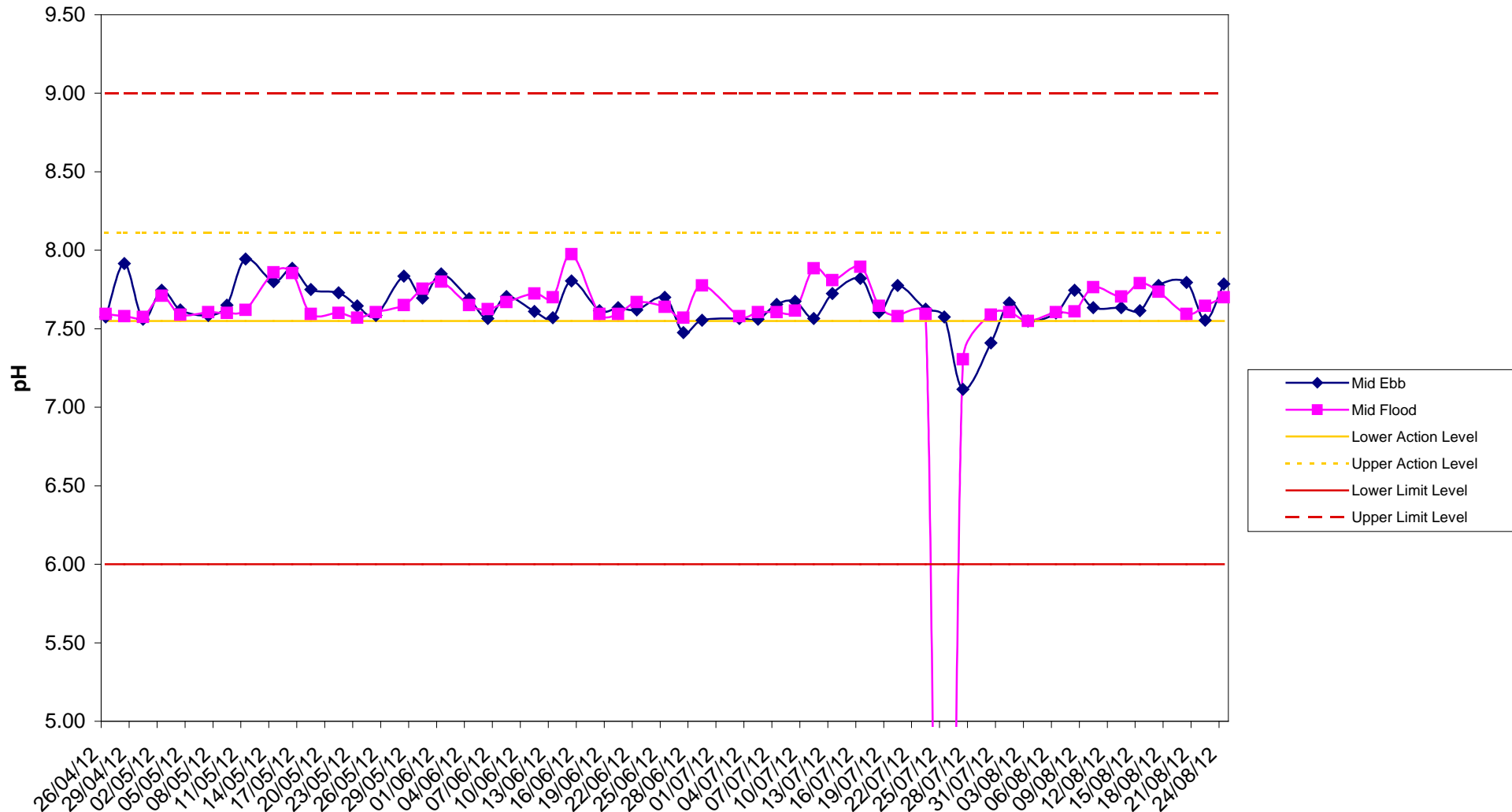
# FUGRO TECHNICAL SERVICES LIMITED

MaterialLab Division,  
Fugro Development Centre,  
5 Lok Yi Street, 17 M.S. Castle Peak Road,  
Tai Lam, Tuen Mun, N.T., Hong Kong.

Tel : +852-2450 8233  
Fax : +852-2450 6138  
E-mail : matlab@fugro.com.hk  
Website : www.fugro.com



## W1 - pH



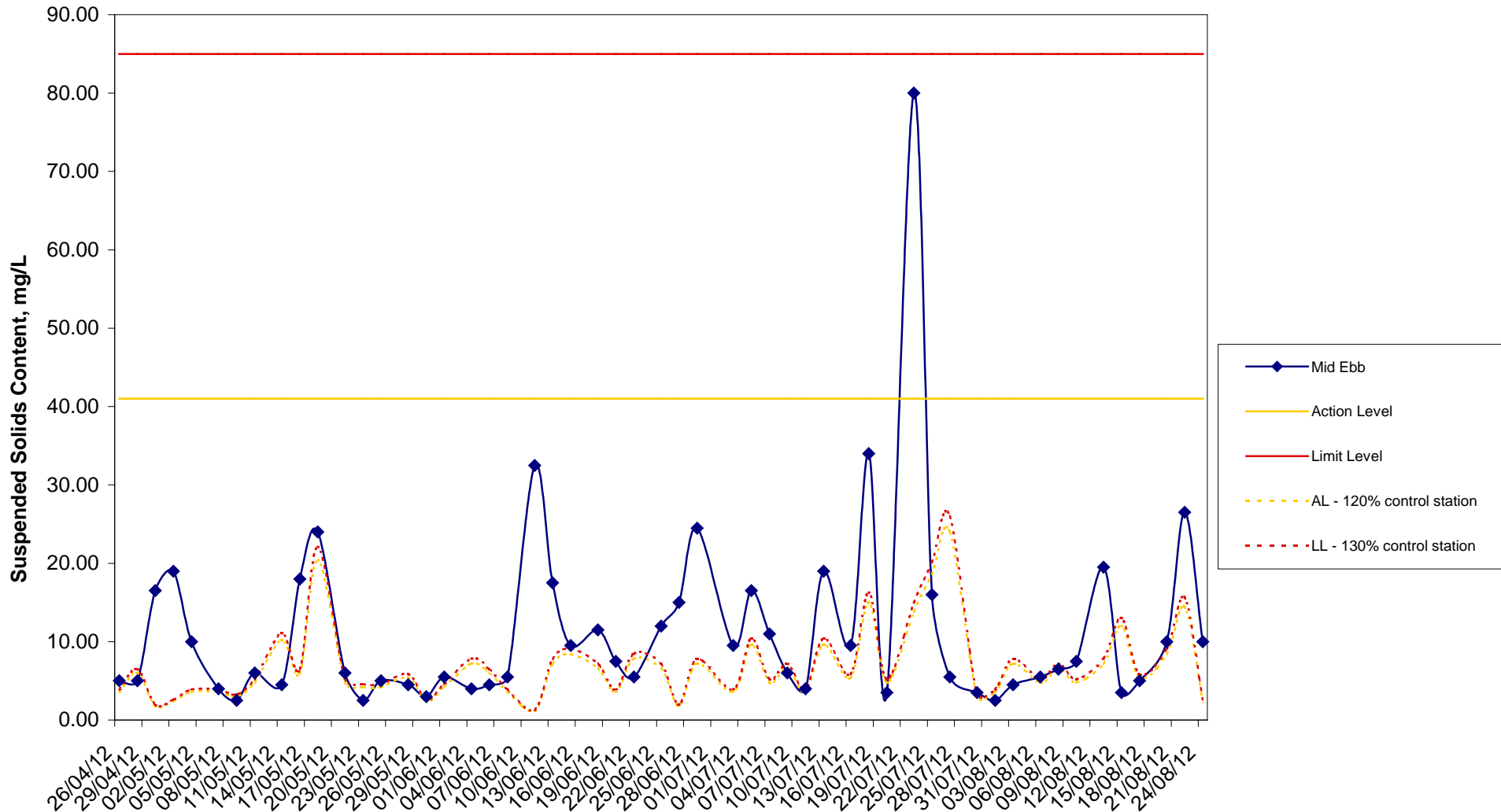
# FUGRO TECHNICAL SERVICES LIMITED

MaterialLab Division,  
Fugro Development Centre,  
5 Lok Yi Street, 17 M.S. Castle Peak Road,  
Tai Lam, Tuen Mun, N.T., Hong Kong.

Tel : +852-2450 8233  
Fax : +852-2450 6138  
E-mail : matlab@fugro.com.hk  
Website : www.fugro.com



## W1 - Suspended Solid Content (Mid-Ebb)





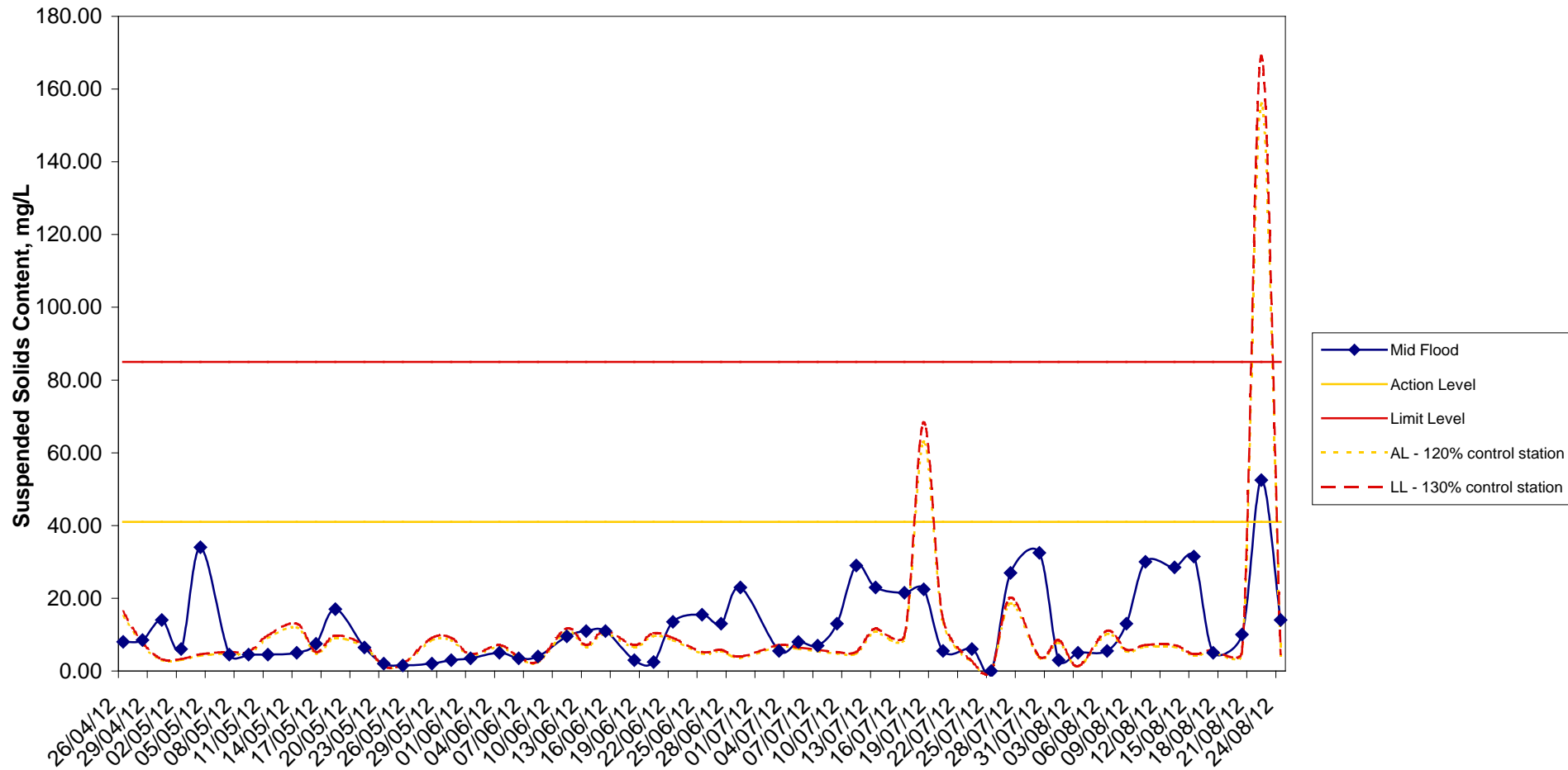
# FUGRO TECHNICAL SERVICES LIMITED

MaterialLab Division,  
Fugro Development Centre,  
5 Lok Yi Street, 17 M.S. Castle Peak Road,  
Tai Lam, Tuen Mun, N.T., Hong Kong.

Tel : +852-2450 8233  
Fax : +852-2450 6138  
E-mail : matlab@fugro.com.hk  
Website : www.fugro.com



## W1 - Suspended Solids Content (Mid-Flood)



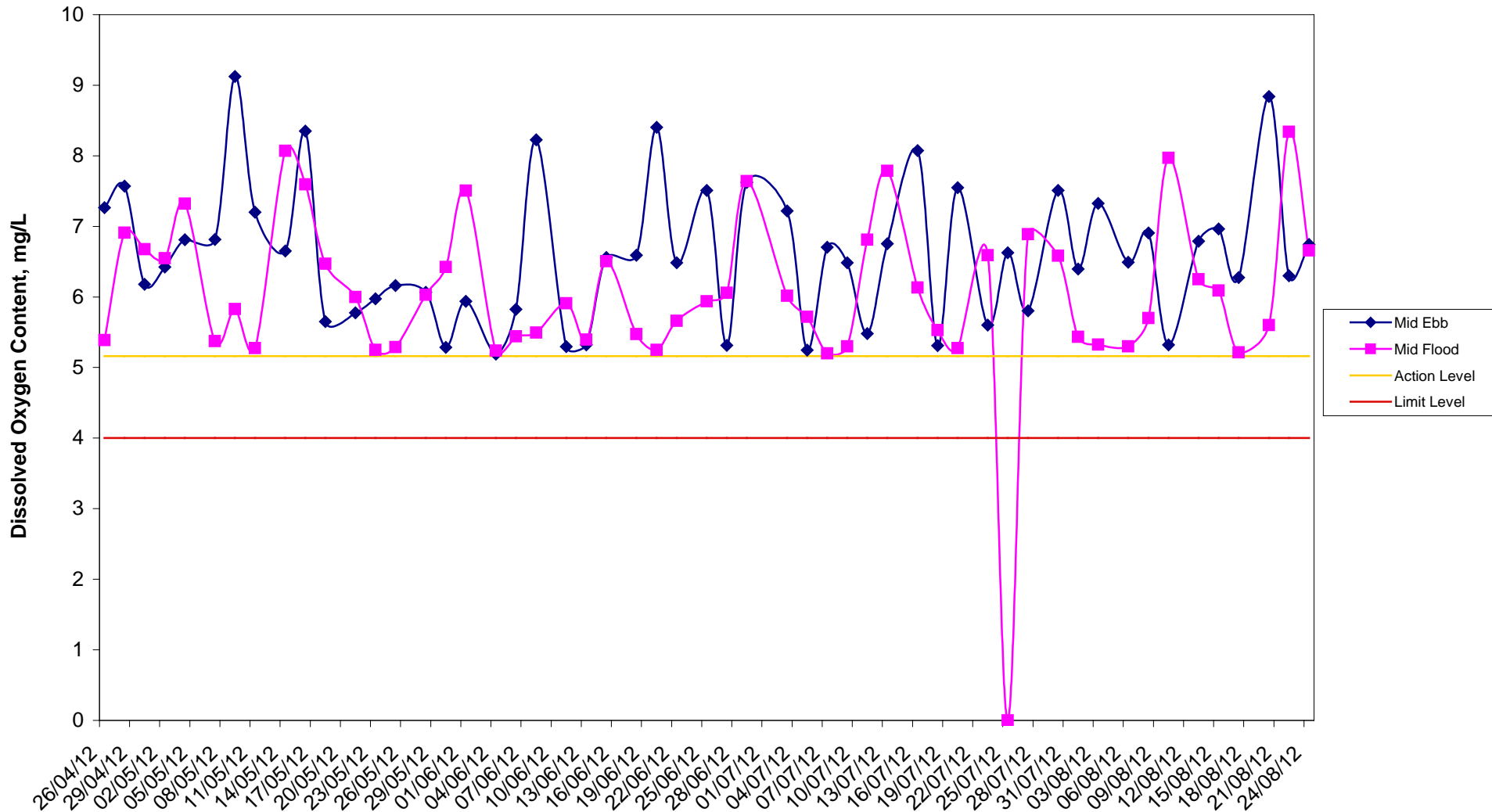
# FUGRO TECHNICAL SERVICES LIMITED

MaterialLab Division,  
Fugro Development Centre,  
5 Lok Yi Street, 17 M.S. Castle Peak Road,  
Tai Lam, Tuen Mun, N.T., Hong Kong.

Tel : +852-2450 8233  
Fax : +852-2450 6138  
E-mail : matlab@fugro.com.hk  
Website : www.fugro.com



## W2 - Dissolved Oxygen Content



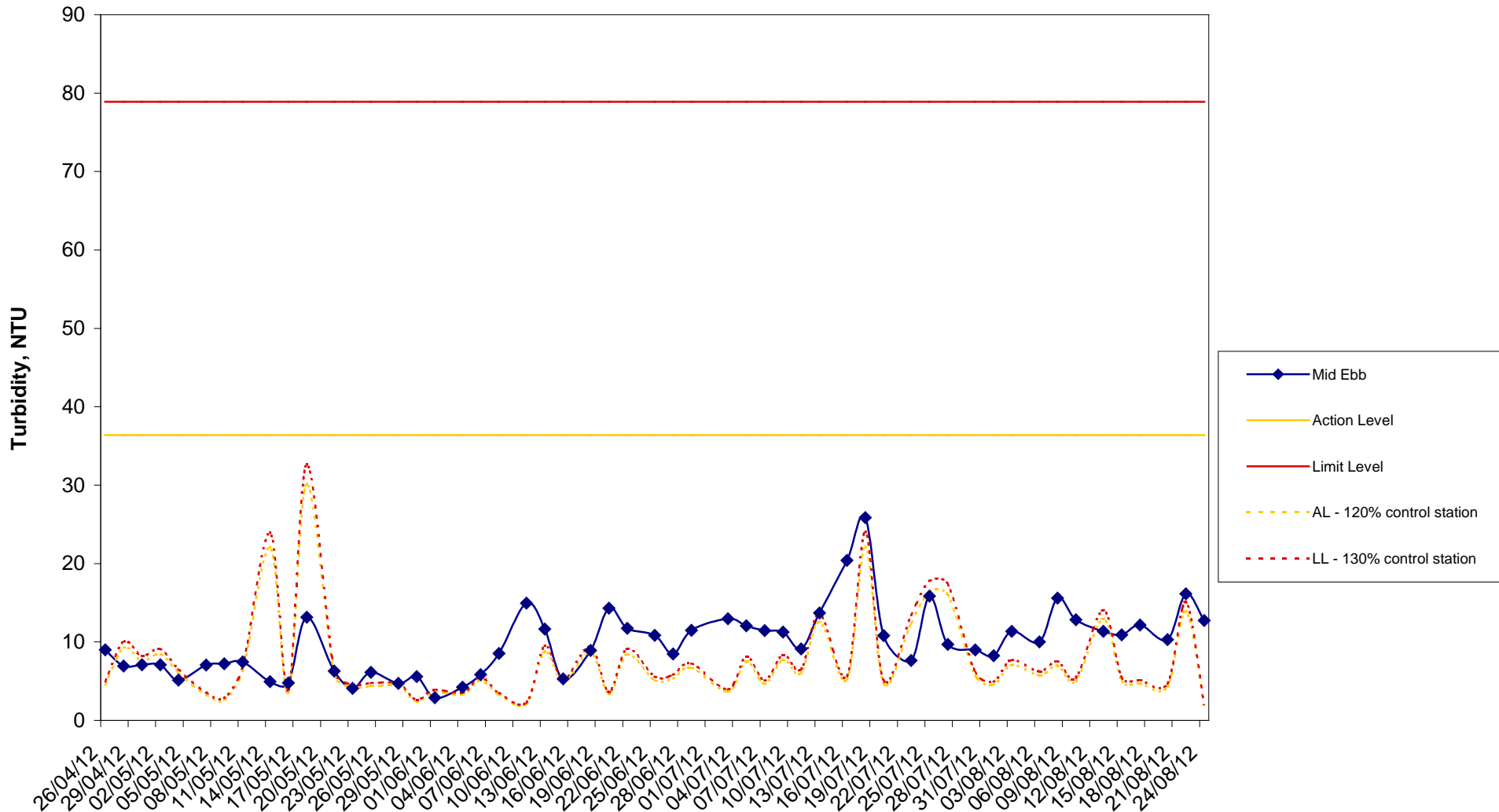
# FUGRO TECHNICAL SERVICES LIMITED

MaterialLab Division,  
Fugro Development Centre,  
5 Lok Yi Street, 17 M.S. Castle Peak Road,  
Tai Lam, Tuen Mun, N.T., Hong Kong.

Tel : +852-2450 8233  
Fax : +852-2450 6138  
E-mail : matlab@fugro.com.hk  
Website : www.fugro.com



## W2 - Turbidity (Mid-Ebb)



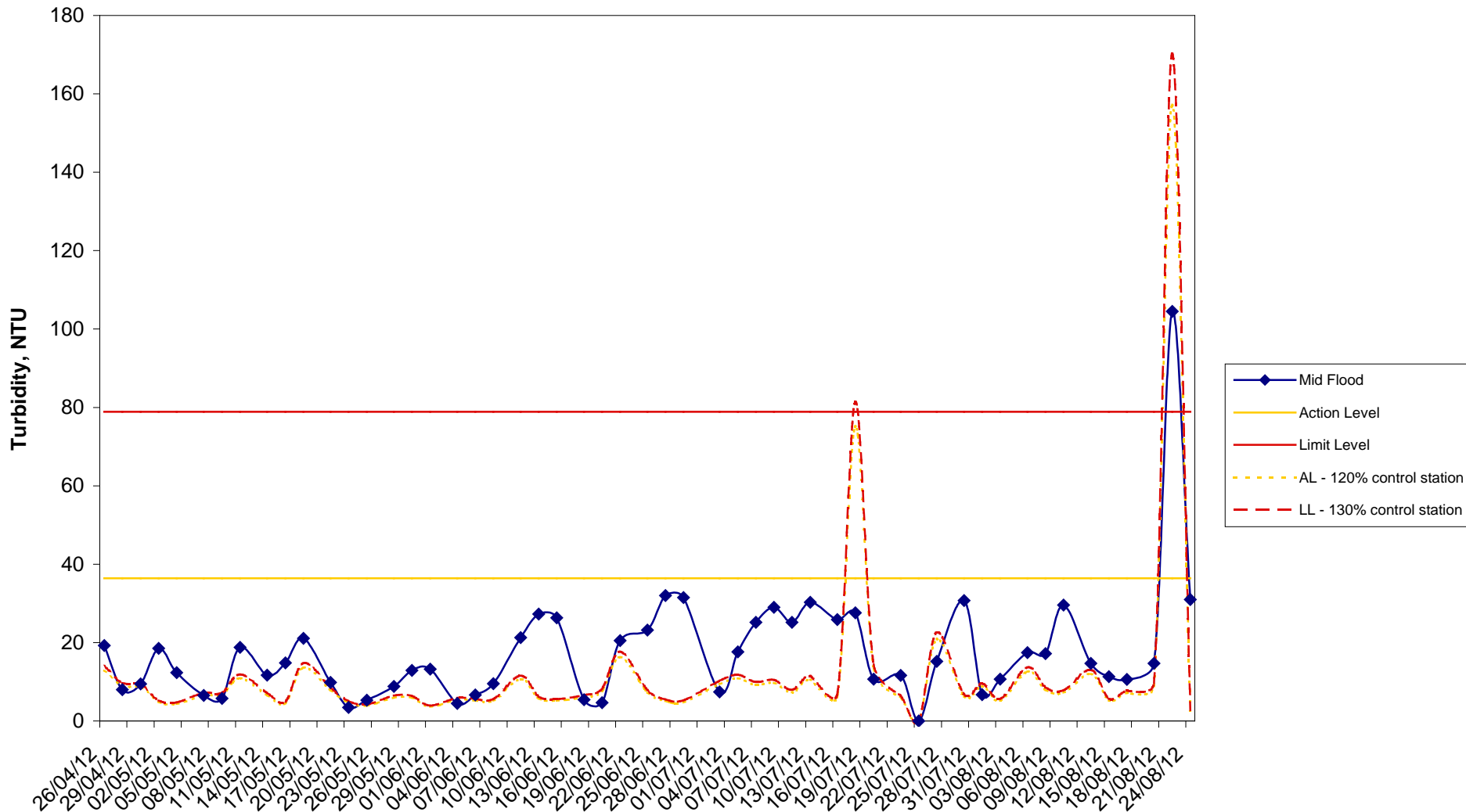
# FUGRO TECHNICAL SERVICES LIMITED

MaterialLab Division,  
Fugro Development Centre,  
5 Lok Yi Street, 17 M.S. Castle Peak Road,  
Tai Lam, Tuen Mun, N.T., Hong Kong.

Tel : +852-2450 8233  
Fax : +852-2450 6138  
E-mail : matlab@fugro.com.hk  
Website : www.fugro.com



## W2 - Turbidity (Mid-Flood)



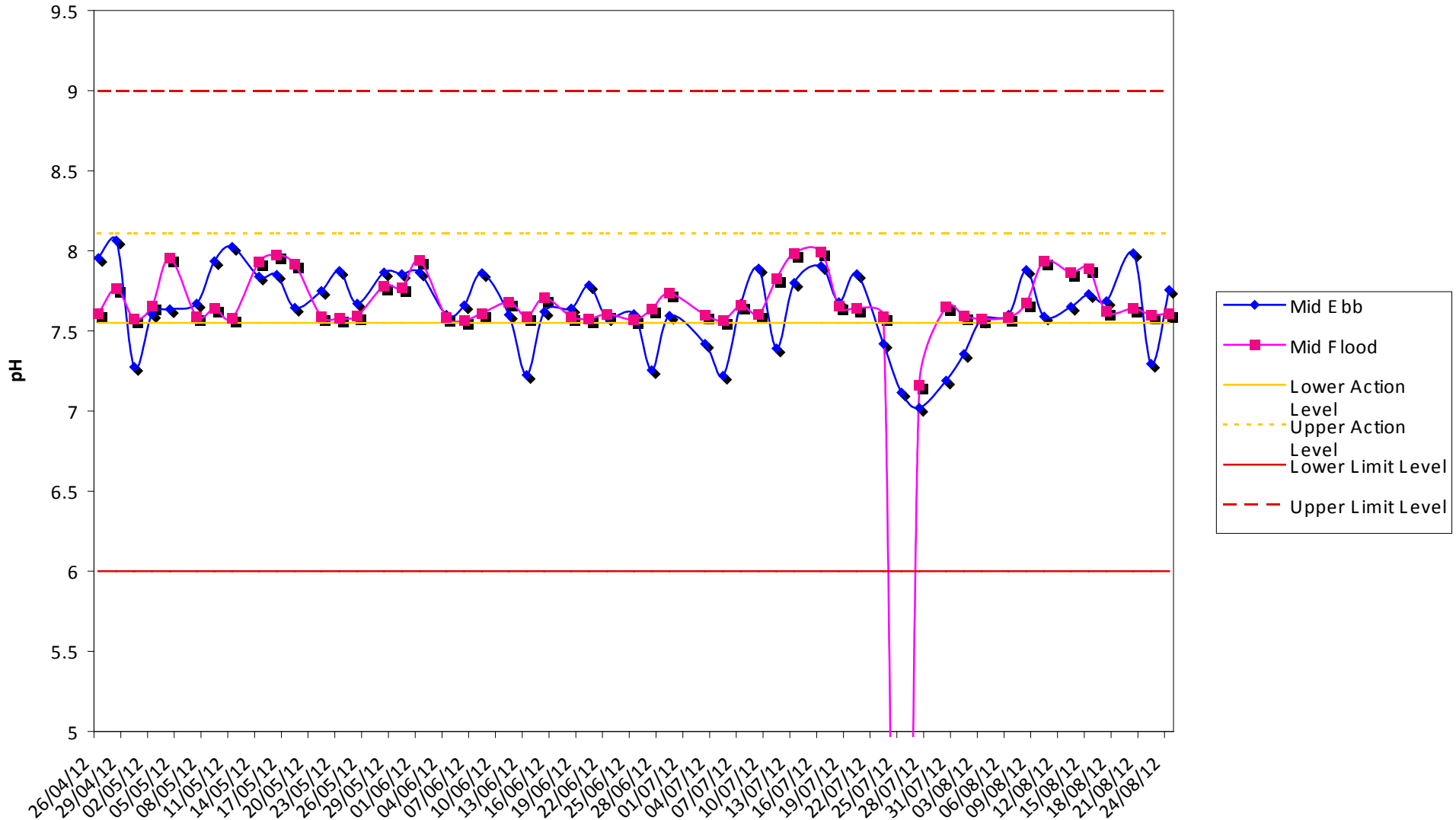
# FUGRO TECHNICAL SERVICES LIMITED

MaterialLab Division,  
Fugro Development Centre,  
5 Lok Yi Street, 17 M.S. Castle Peak Road,  
Tai Lam, Tuen Mun, N.T., Hong Kong.

Tel : +852-2450 8233  
Fax : +852-2450 6138  
E-mail : matlab@fugro.com.hk  
Website : www.fugro.com



## W2 - pH



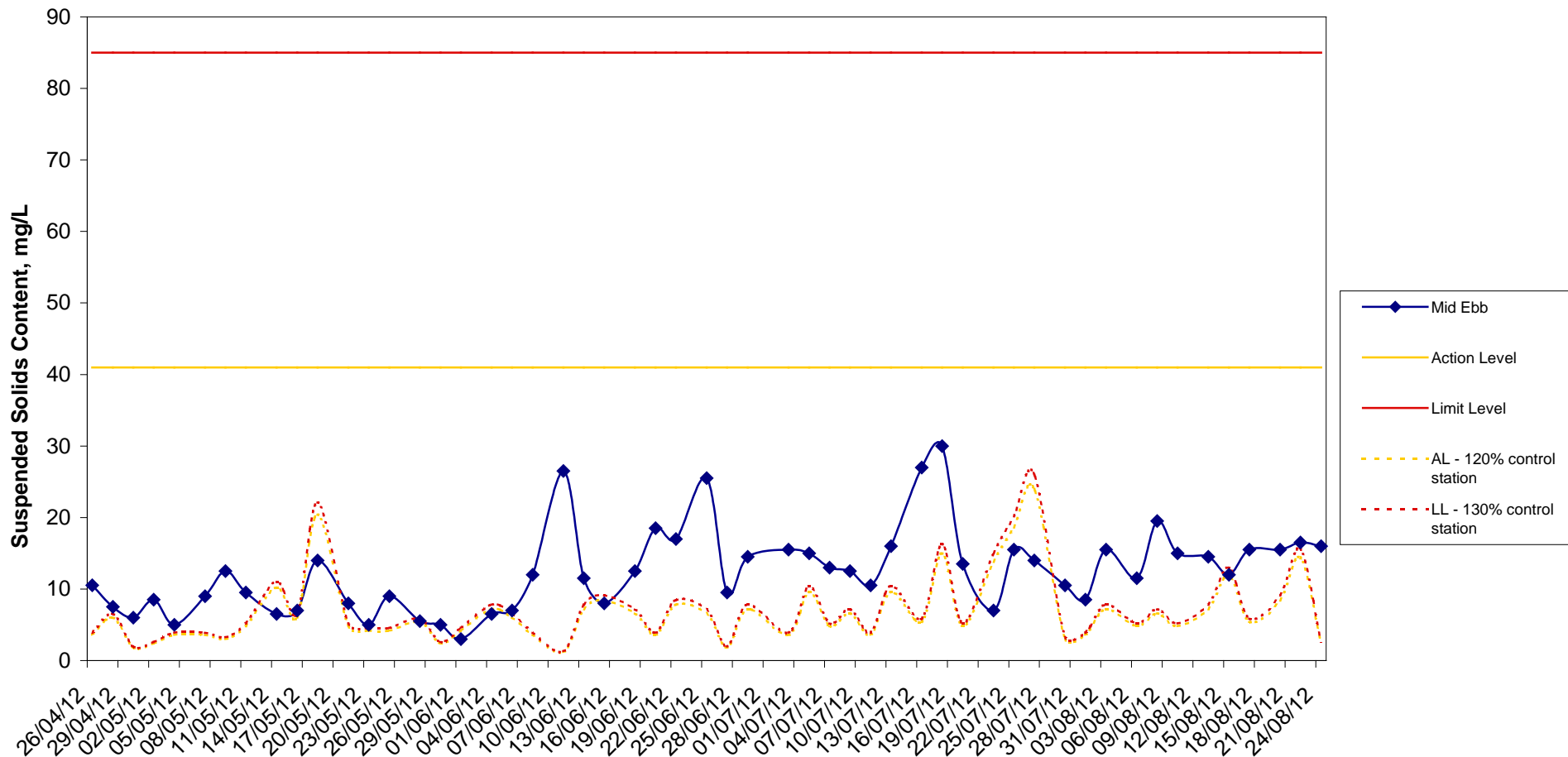
# FUGRO TECHNICAL SERVICES LIMITED

MaterialLab Division,  
Fugro Development Centre,  
5 Lok Yi Street, 17 M.S. Castle Peak Road,  
Tai Lam, Tuen Mun, N.T., Hong Kong.

Tel : +852-2450 8233  
Fax : +852-2450 6138  
E-mail : matlab@fugro.com.hk  
Website : www.fugro.com



## W2 - Suspended Solids Content (Mid-Ebb)



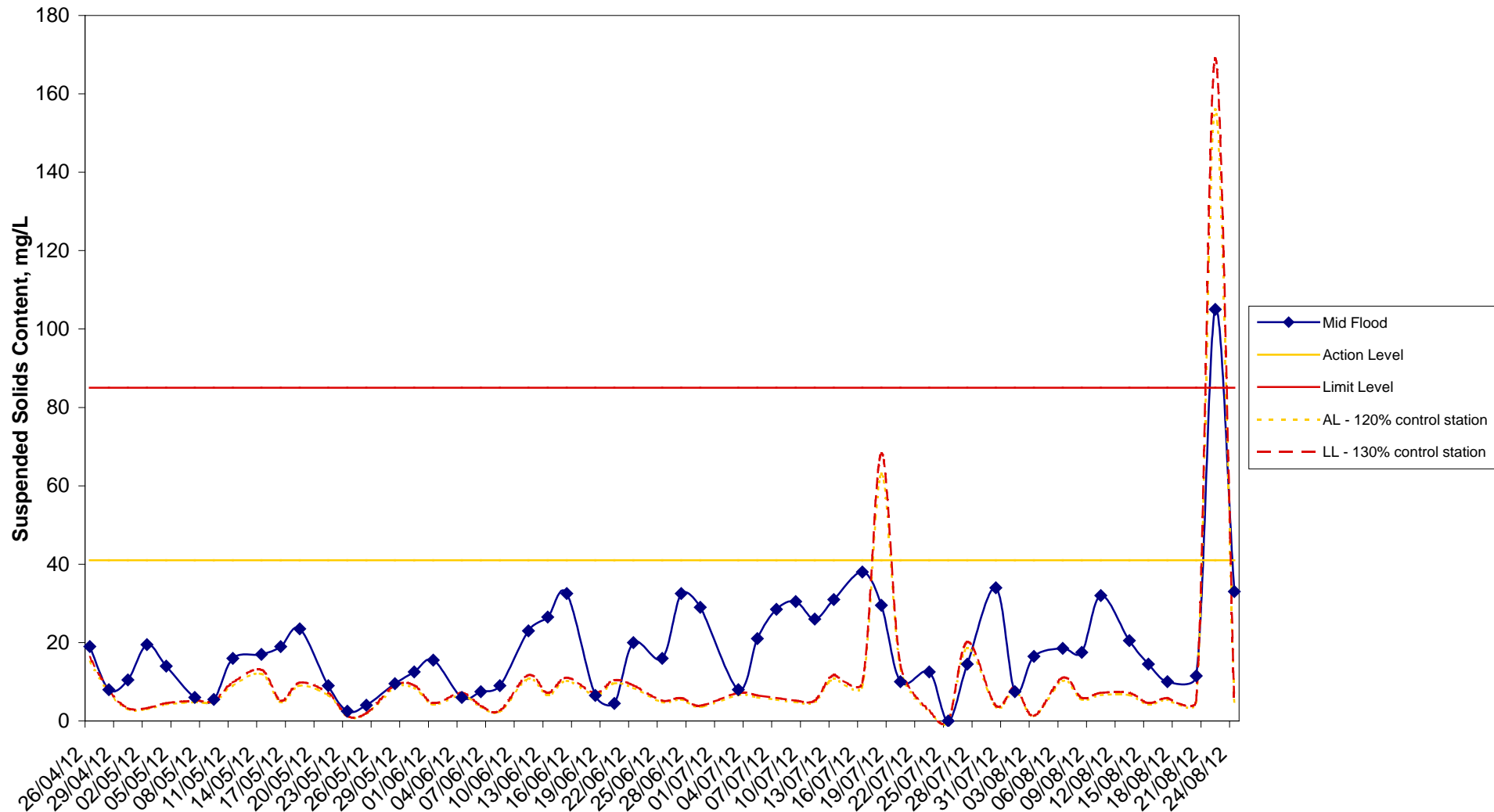
# FUGRO TECHNICAL SERVICES LIMITED

MaterialLab Division,  
Fugro Development Centre,  
5 Lok Yi Street, 17 M.S. Castle Peak Road,  
Tai Lam, Tuen Mun, N.T., Hong Kong.

Tel : +852-2450 8233  
Fax : +852-2450 6138  
E-mail : matlab@fugro.com.hk  
Website : www.fugro.com



## W2 - Suspended Solids Content (Mid-Flood)



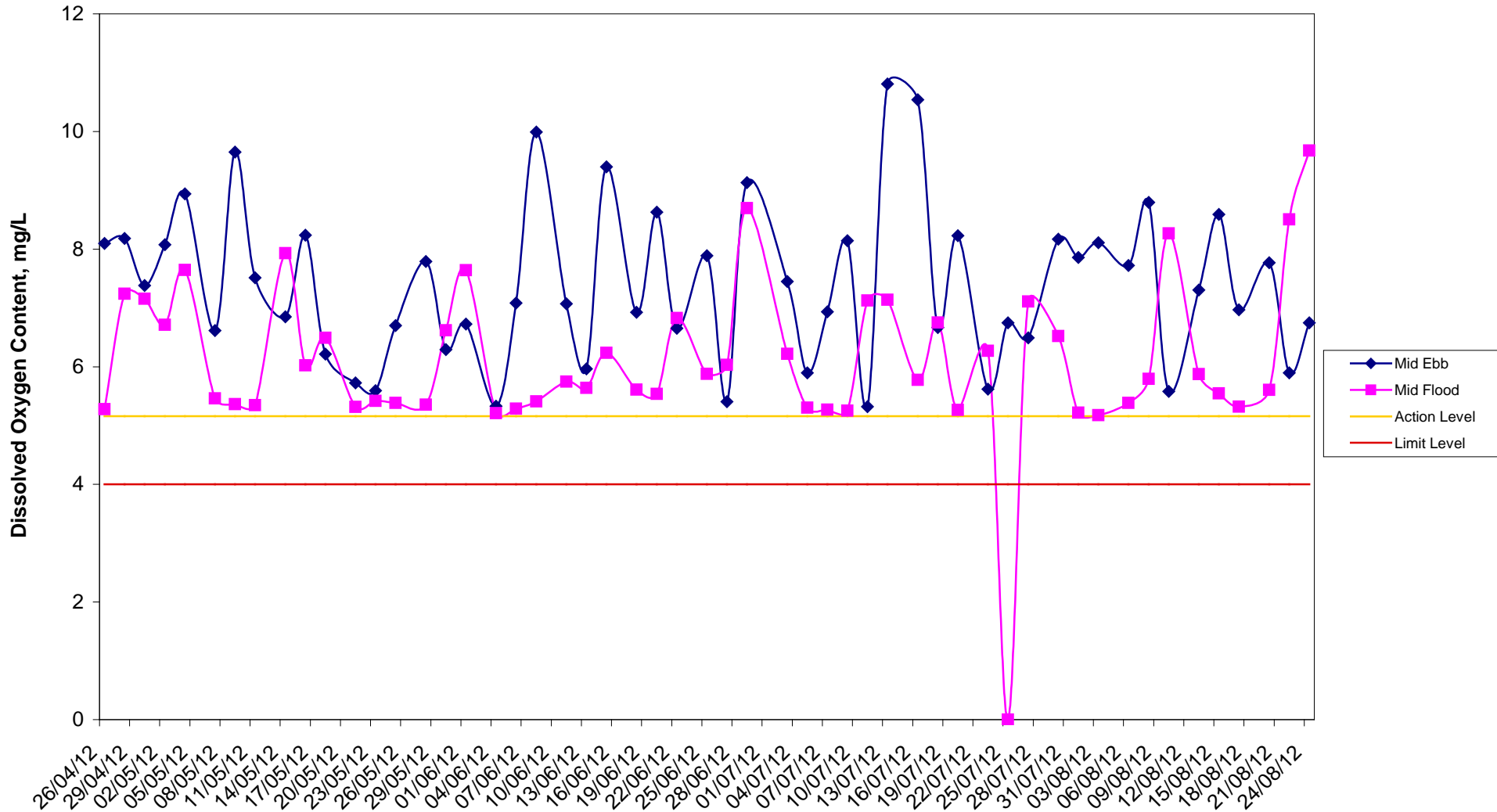
# FUGRO TECHNICAL SERVICES LIMITED

MaterialLab Division,  
Fugro Development Centre,  
5 Lok Yi Street, 17 M.S. Castle Peak Road,  
Tai Lam, Tuen Mun, N.T., Hong Kong.

Tel : +852-2450 8233  
Fax : +852-2450 6138  
E-mail : matlab@fugro.com.hk  
Website : www.fugro.com



## W3 - Dissolved Oxygen Content





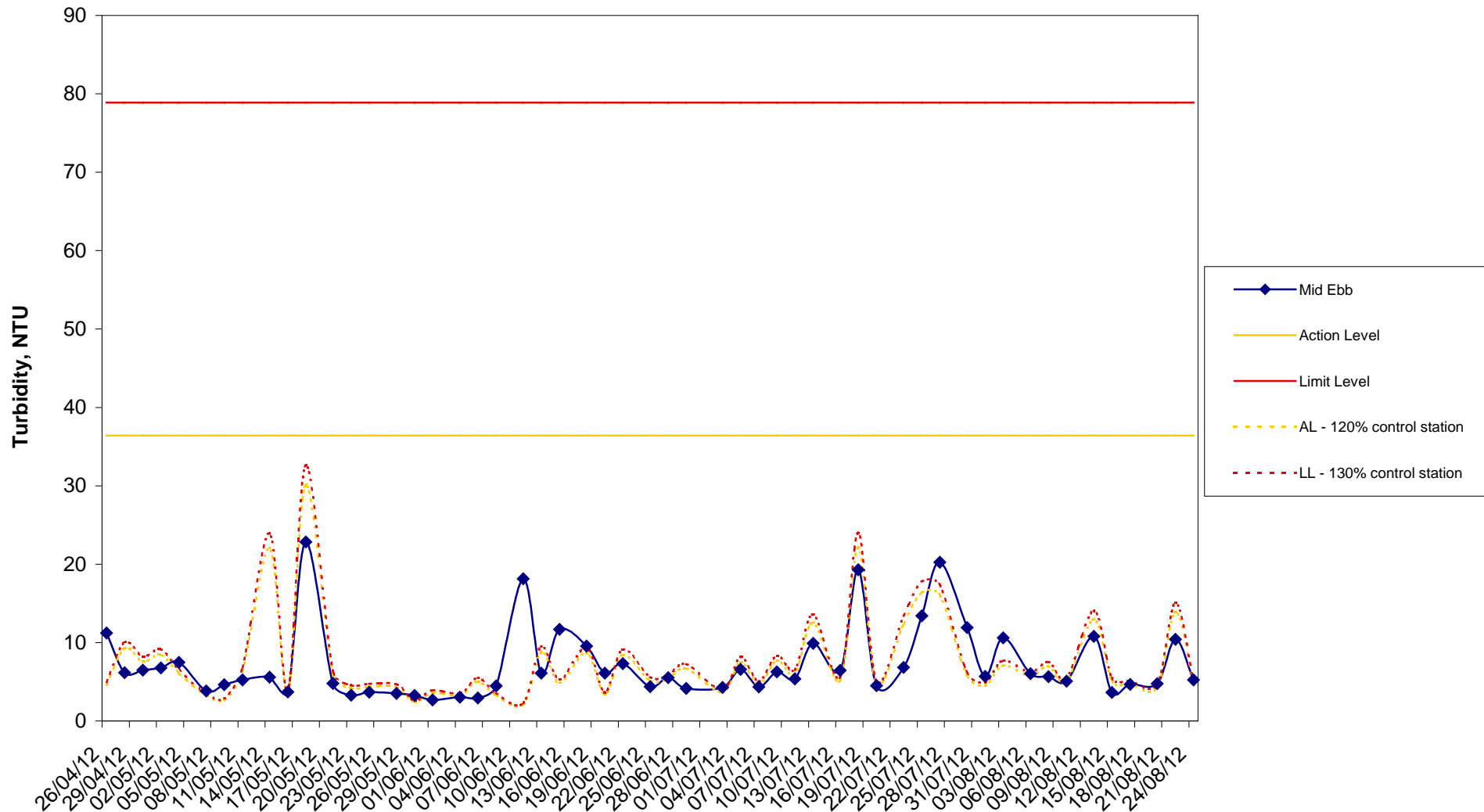
# FUGRO TECHNICAL SERVICES LIMITED

MaterialLab Division,  
Fugro Development Centre,  
5 Lok Yi Street, 17 M.S. Castle Peak Road,  
Tai Lam, Tuen Mun, N.T., Hong Kong.

Tel : +852-2450 8233  
Fax : +852-2450 6138  
E-mail : matlab@fugro.com.hk  
Website : www.fugro.com



## W3 - Turbidity (Mid-Ebb)



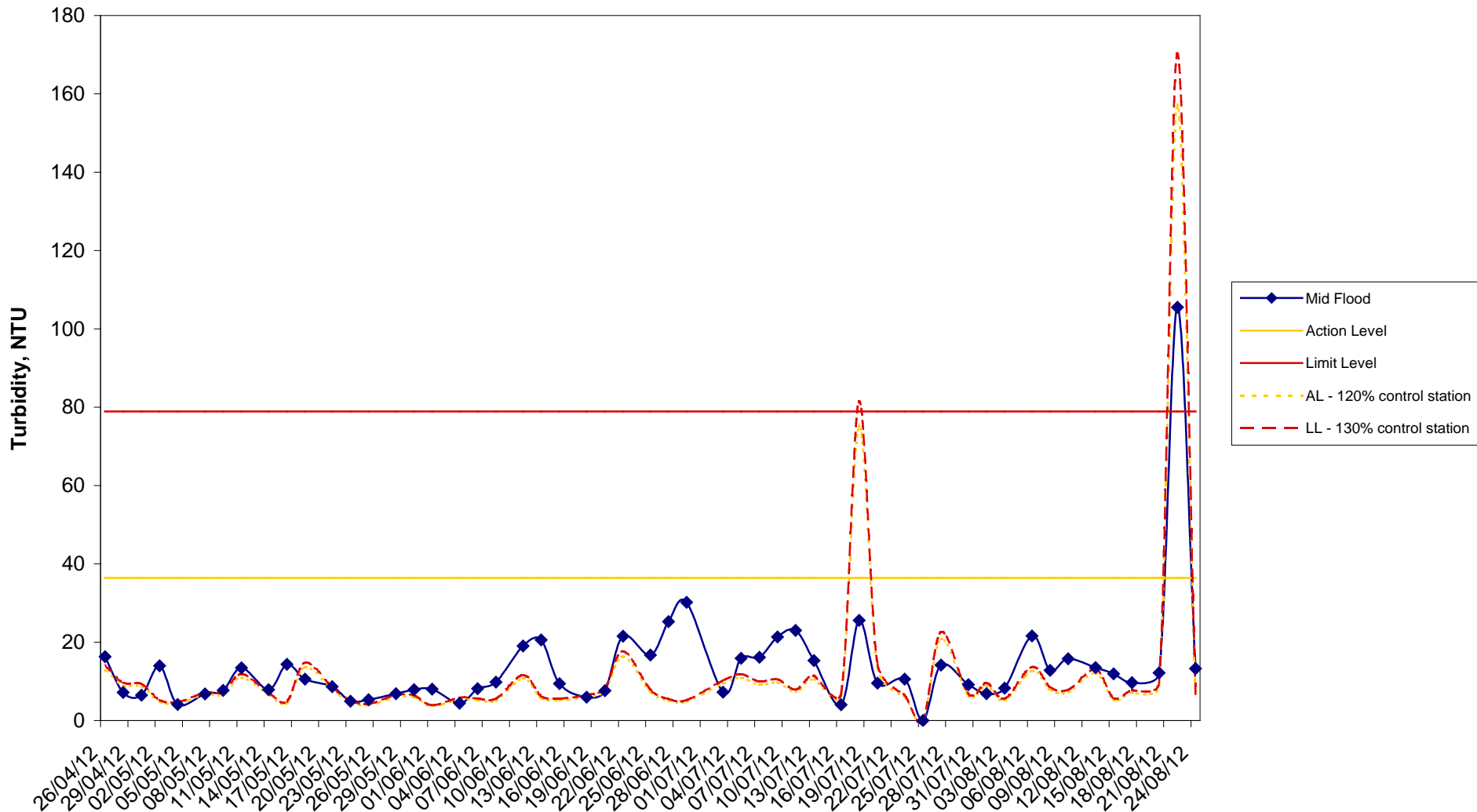
# FUGRO TECHNICAL SERVICES LIMITED

MaterialLab Division,  
Fugro Development Centre,  
5 Lok Yi Street, 17 M.S. Castle Peak Road,  
Tai Lam, Tuen Mun, N.T., Hong Kong.

Tel : +852-2450 8233  
Fax : +852-2450 6138  
E-mail : matlab@fugro.com.hk  
Website : www.fugro.com



## W3 - Turbidity (Mid-Flood)



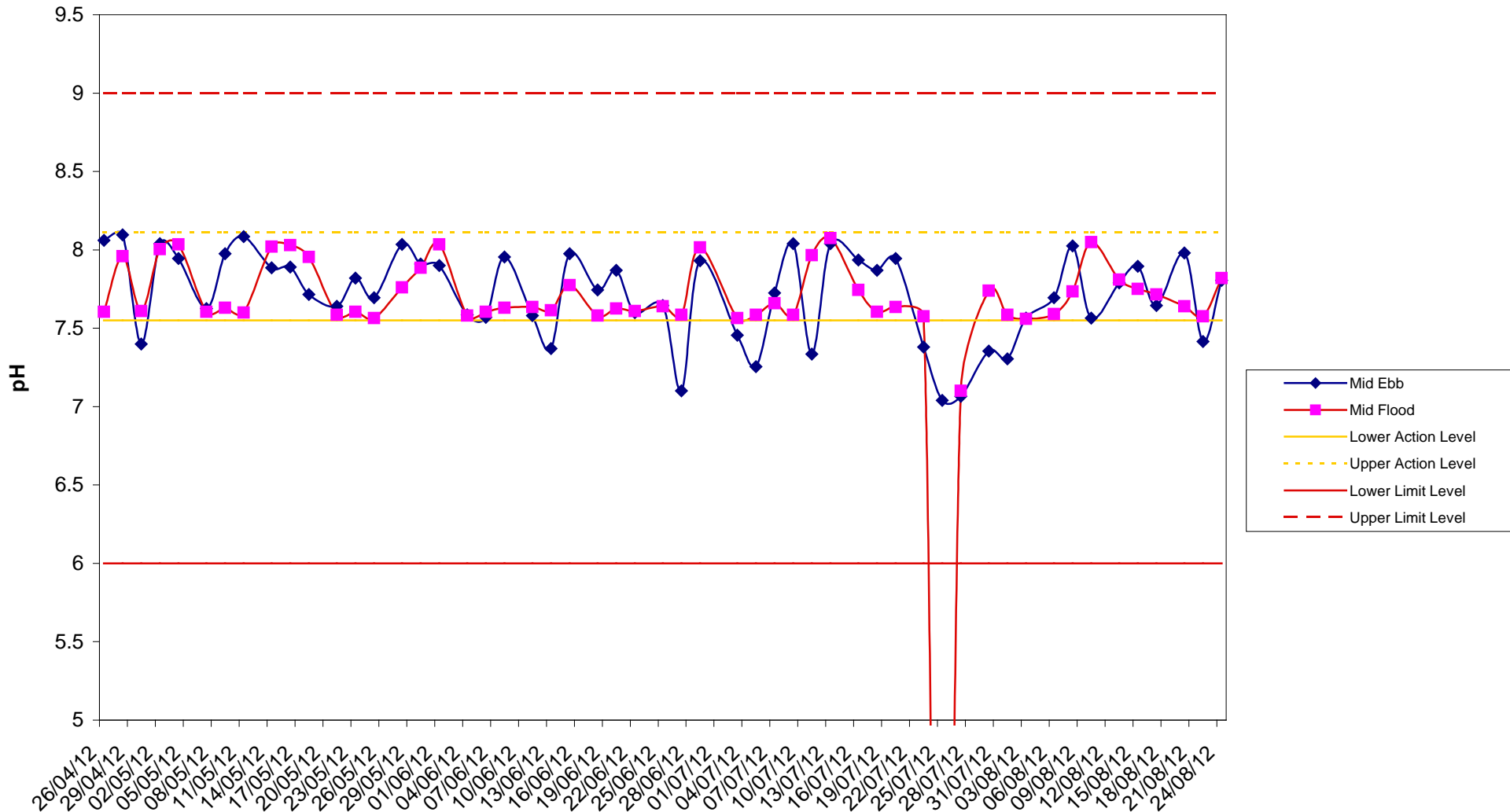
# FUGRO TECHNICAL SERVICES LIMITED

MaterialLab Division,  
Fugro Development Centre,  
5 Lok Yi Street, 17 M.S. Castle Peak Road,  
Tai Lam, Tuen Mun, N.T., Hong Kong.

Tel : +852-2450 8233  
Fax : +852-2450 6138  
E-mail : matlab@fugro.com.hk  
Website : www.fugro.com



## W3 - pH



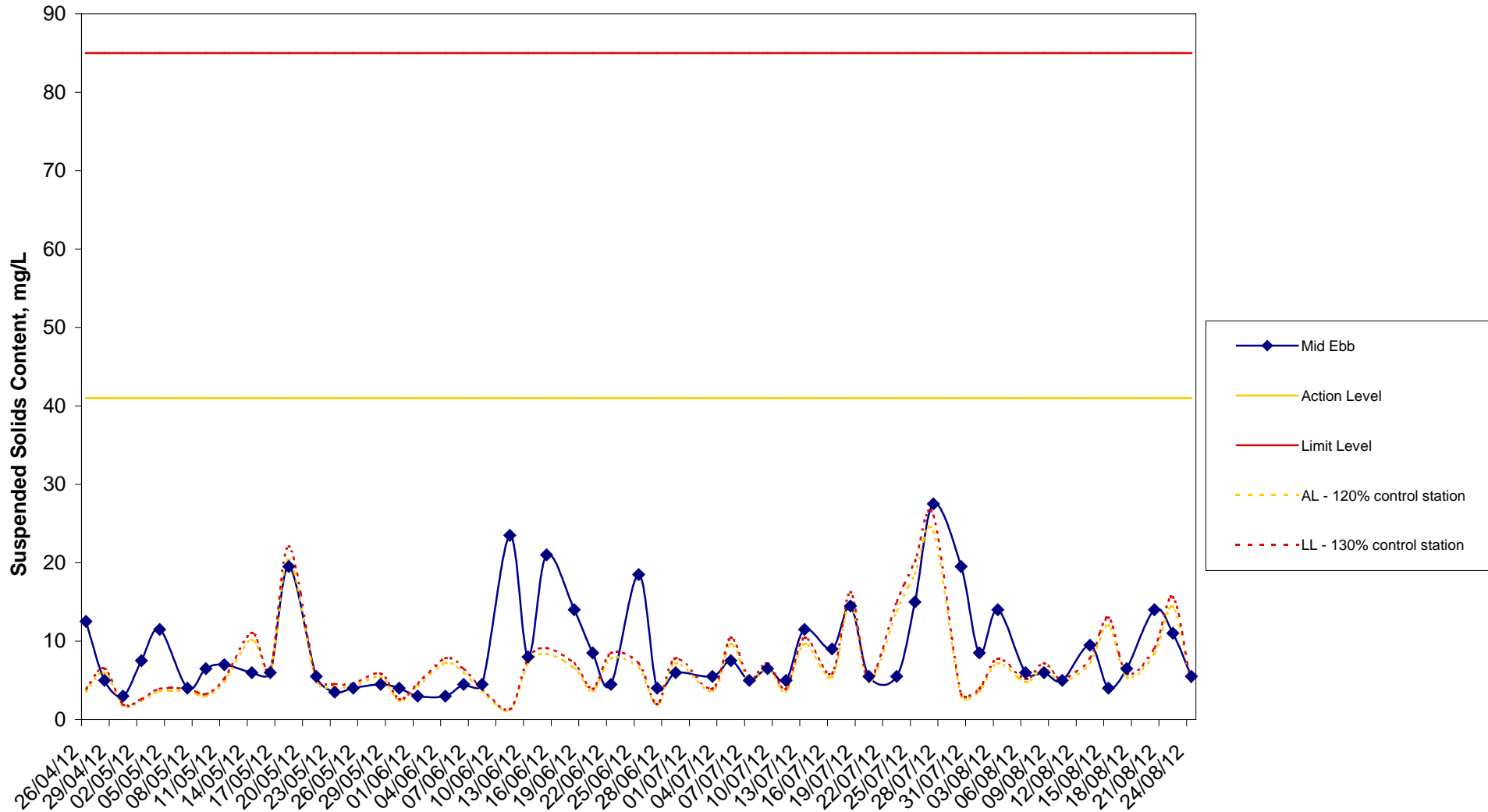
# FUGRO TECHNICAL SERVICES LIMITED

MaterialLab Division,  
Fugro Development Centre,  
5 Lok Yi Street, 17 M.S. Castle Peak Road,  
Tai Lam, Tuen Mun, N.T., Hong Kong.

Tel : +852-2450 8233  
Fax : +852-2450 6138  
E-mail : matlab@fugro.com.hk  
Website : www.fugro.com



## W3 - Suspended Solids Content (Mid-Ebb)



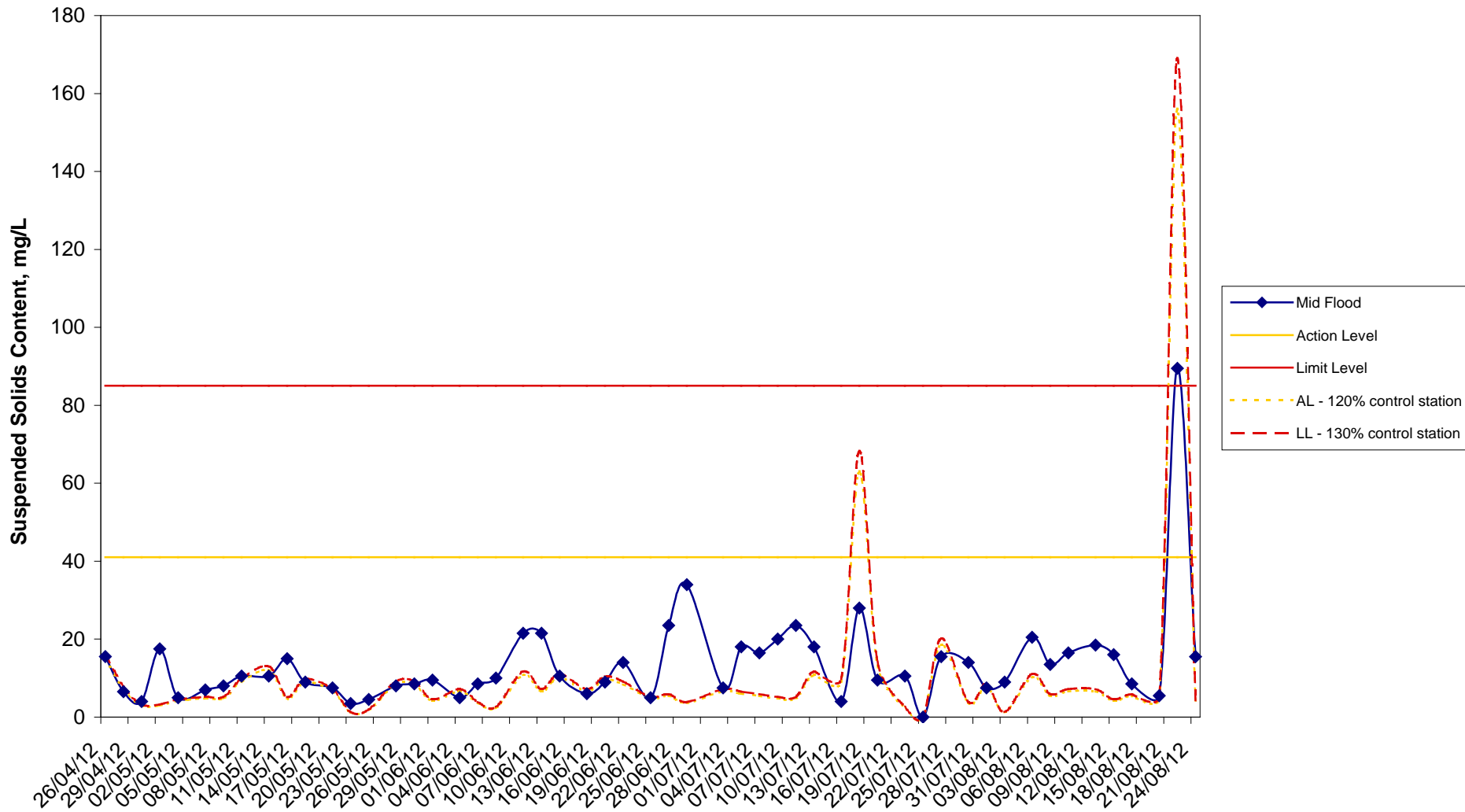
# FUGRO TECHNICAL SERVICES LIMITED

MaterialLab Division,  
Fugro Development Centre,  
5 Lok Yi Street, 17 M.S. Castle Peak Road,  
Tai Lam, Tuen Mun, N.T., Hong Kong.

Tel : +852-2450 8233  
Fax : +852-2450 6138  
E-mail : matlab@fugro.com.hk  
Website : www.fugro.com



## W3 - Suspended Solids Content (Mid-Flood)



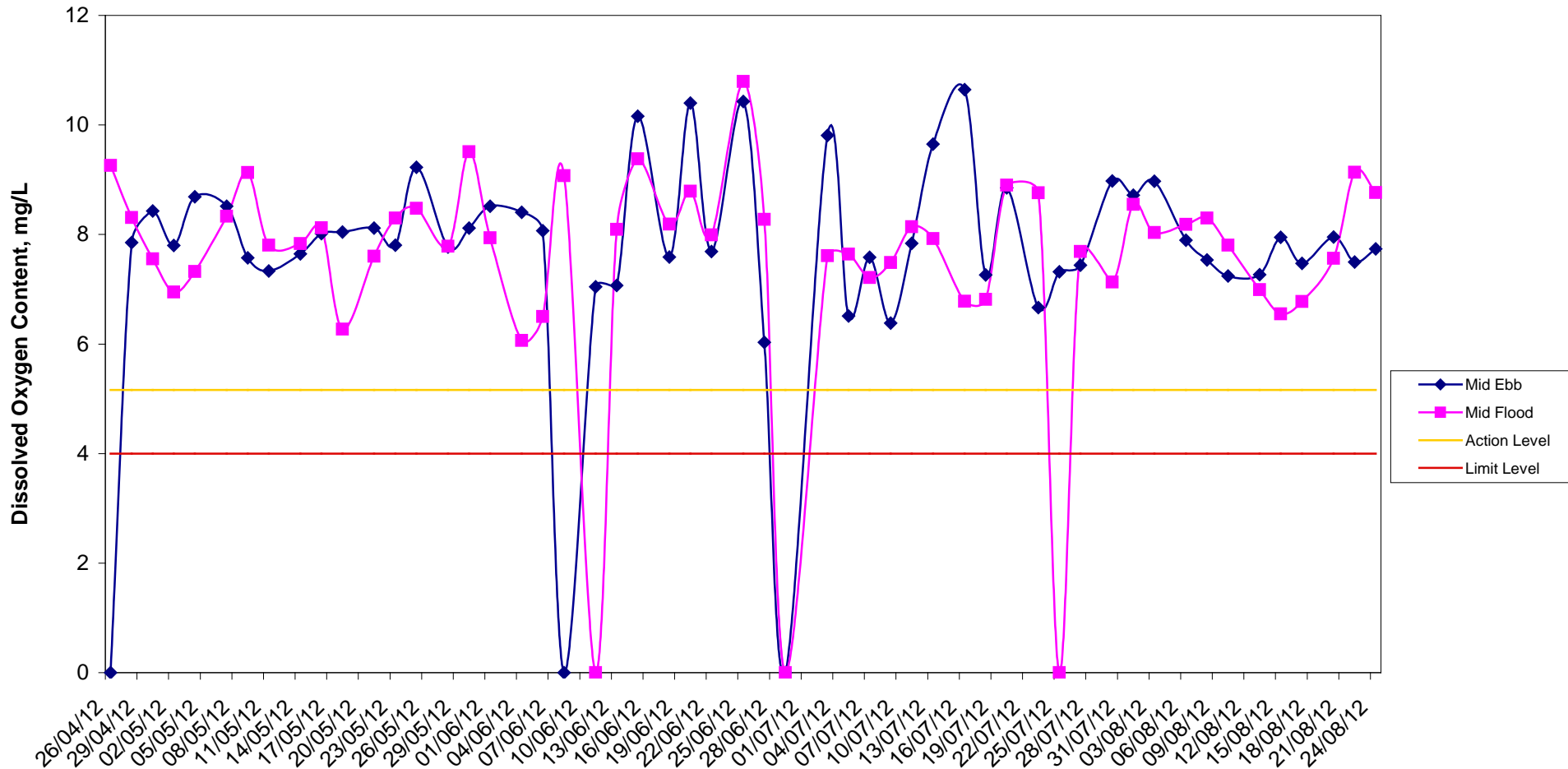
# FUGRO TECHNICAL SERVICES LIMITED

MaterialLab Division,  
Fugro Development Centre,  
5 Lok Yi Street, 17 M.S. Castle Peak Road,  
Tai Lam, Tuen Mun, N.T., Hong Kong.

Tel : +852-2450 8233  
Fax : +852-2450 6138  
E-mail : matlab@fugro.com.hk  
Website : www.fugro.com



## C1 - Dissolved Oxygen Content



Remark: No water at C1 occasionally after 17/02/2011. Zero values are shown in the graph

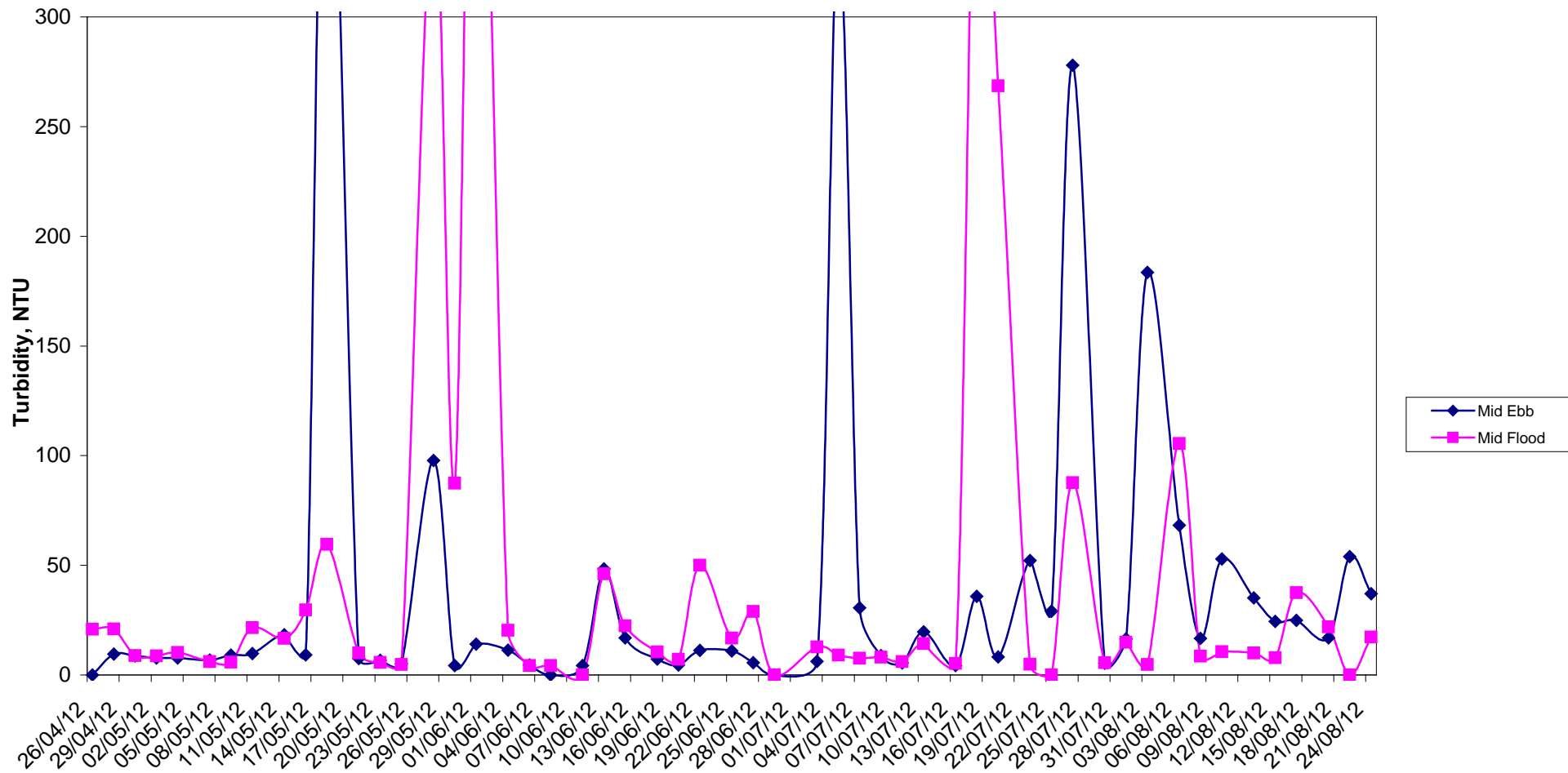
# FUGRO TECHNICAL SERVICES LIMITED

MaterialLab Division,  
Fugro Development Centre,  
5 Lok Yi Street, 17 M.S. Castle Peak Road,  
Tai Lam, Tuen Mun, N.T., Hong Kong.

Tel : +852-2450 8233  
Fax : +852-2450 6138  
E-mail : matlab@fugro.com.hk  
Website : www.fugro.com



## C1 - Turbidity



Remark: No water at C1 occasionally after 17/02/2011. Zero values are shown in the graph

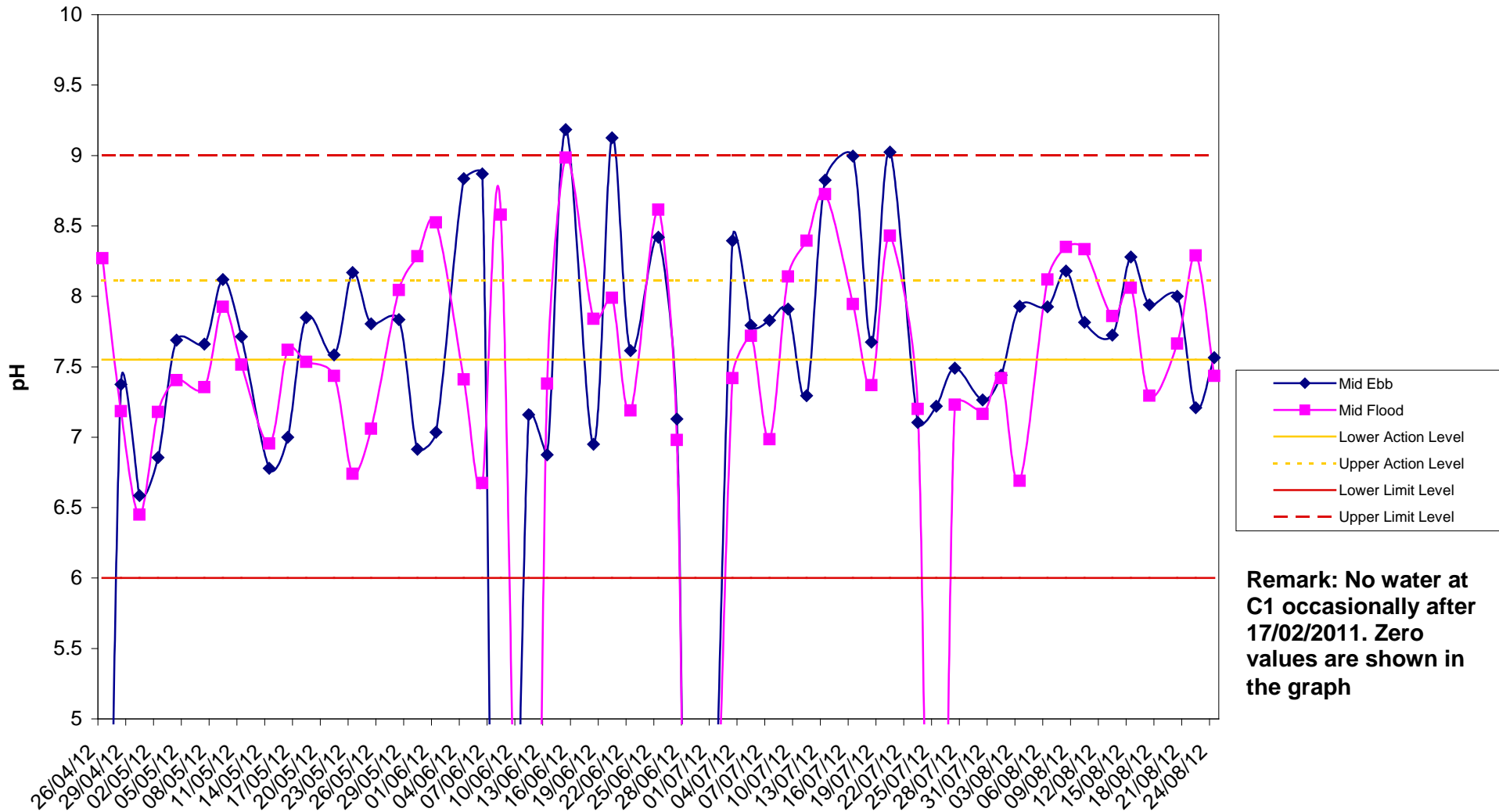
# FUGRO TECHNICAL SERVICES LIMITED

MaterialLab Division,  
Fugro Development Centre,  
5 Lok Yi Street, 17 M.S. Castle Peak Road,  
Tai Lam, Tuen Mun, N.T., Hong Kong.

Tel : +852-2450 8233  
Fax : +852-2450 6138  
E-mail : matlab@fugro.com.hk  
Website : www.fugro.com



## C1 - pH



**Remark: No water at C1 occasionally after 17/02/2011. Zero values are shown in the graph**



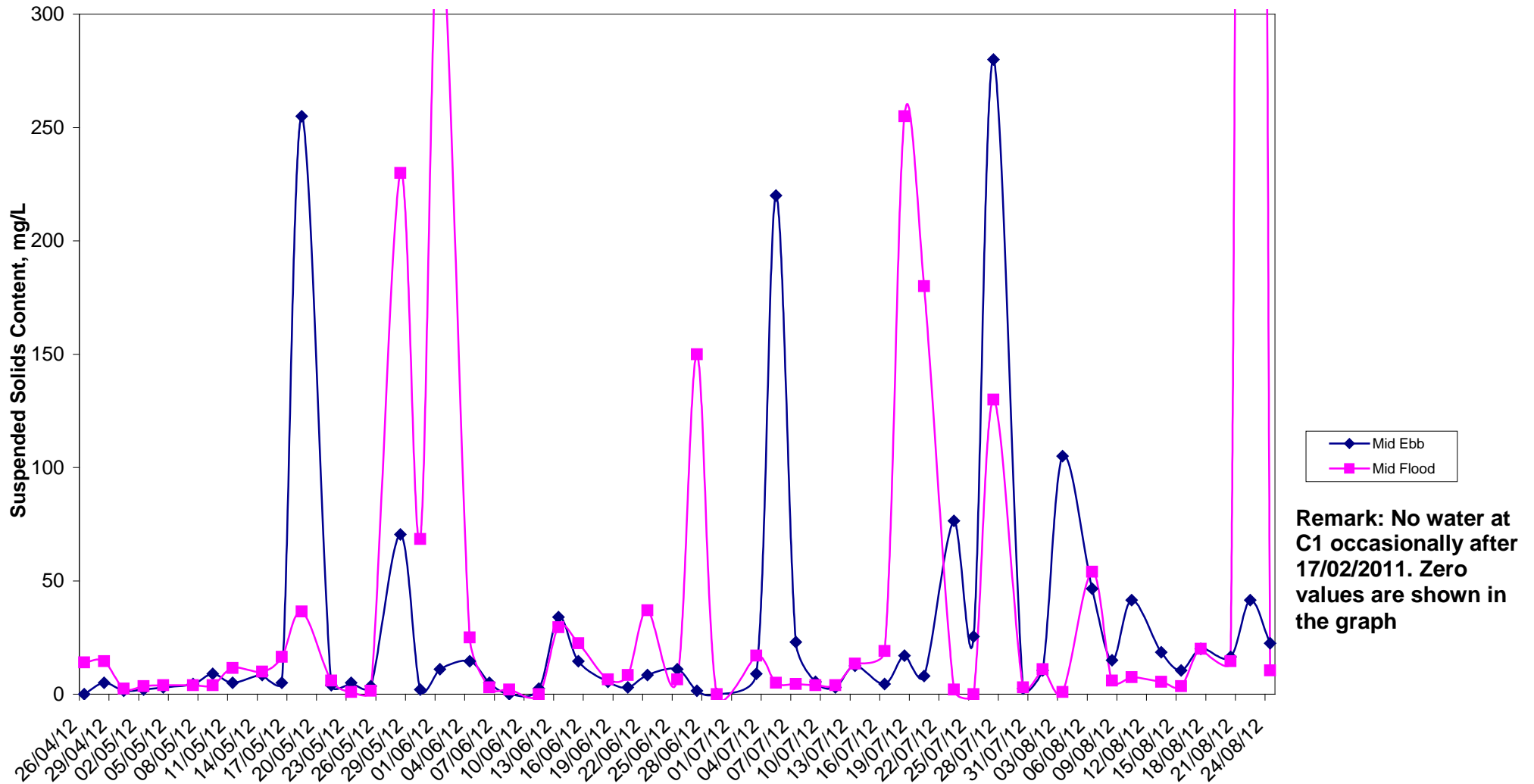
# FUGRO TECHNICAL SERVICES LIMITED

MaterialLab Division,  
Fugro Development Centre,  
5 Lok Yi Street, 17 M.S. Castle Peak Road,  
Tai Lam, Tuen Mun, N.T., Hong Kong.

Tel : +852-2450 8233  
Fax : +852-2450 6138  
E-mail : matlab@fugro.com.hk  
Website : www.fugro.com



## C1 - Suspended Solids Content



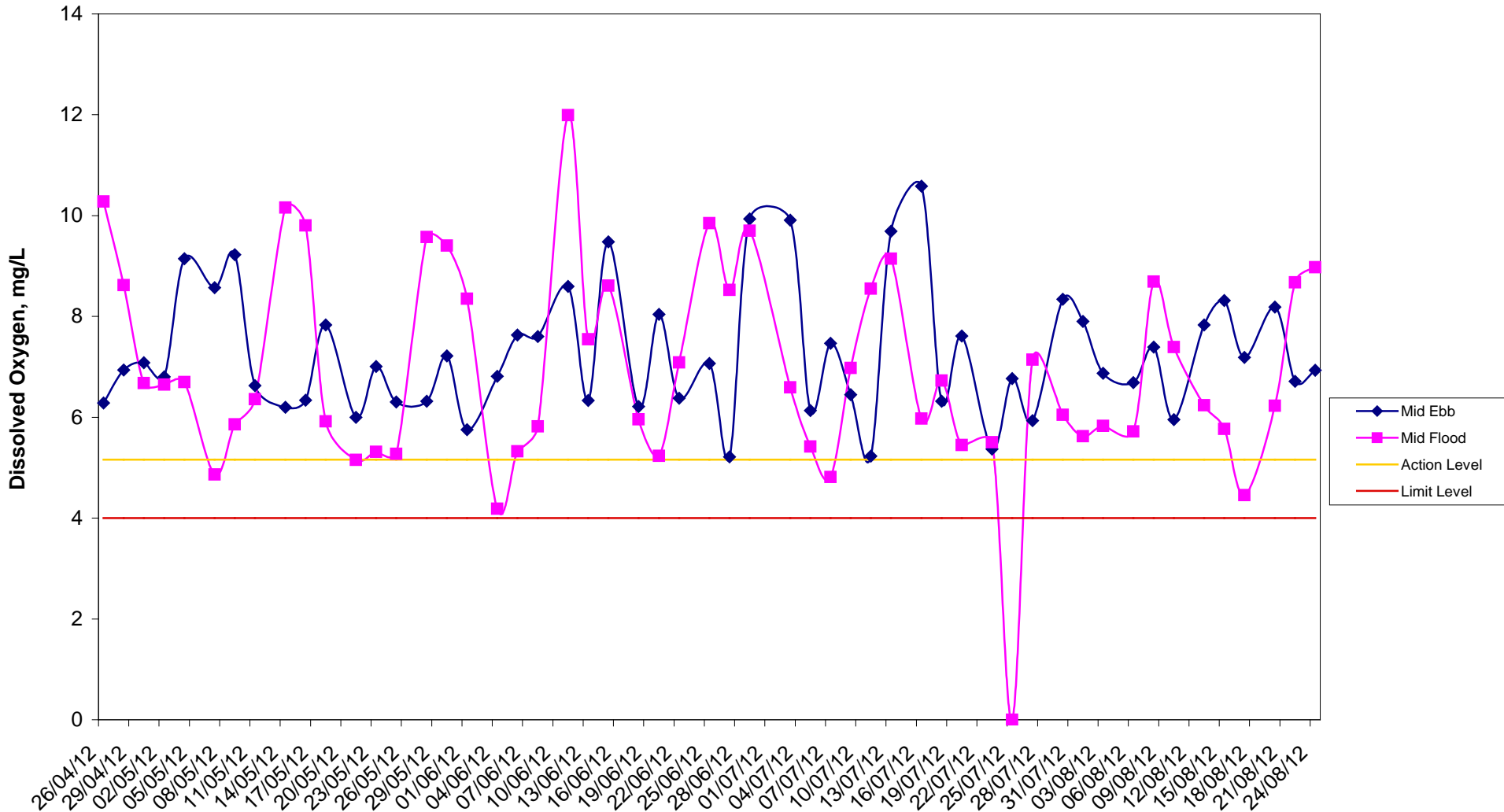
# FUGRO TECHNICAL SERVICES LIMITED

MaterialLab Division,  
Fugro Development Centre,  
5 Lok Yi Street, 17 M.S. Castle Peak Road,  
Tai Lam, Tuen Mun, N.T., Hong Kong.

Tel : +852-2450 8233  
Fax : +852-2450 6138  
E-mail : matlab@fugro.com.hk  
Website : www.fugro.com



## C2 - Dissolved Oxygen Content



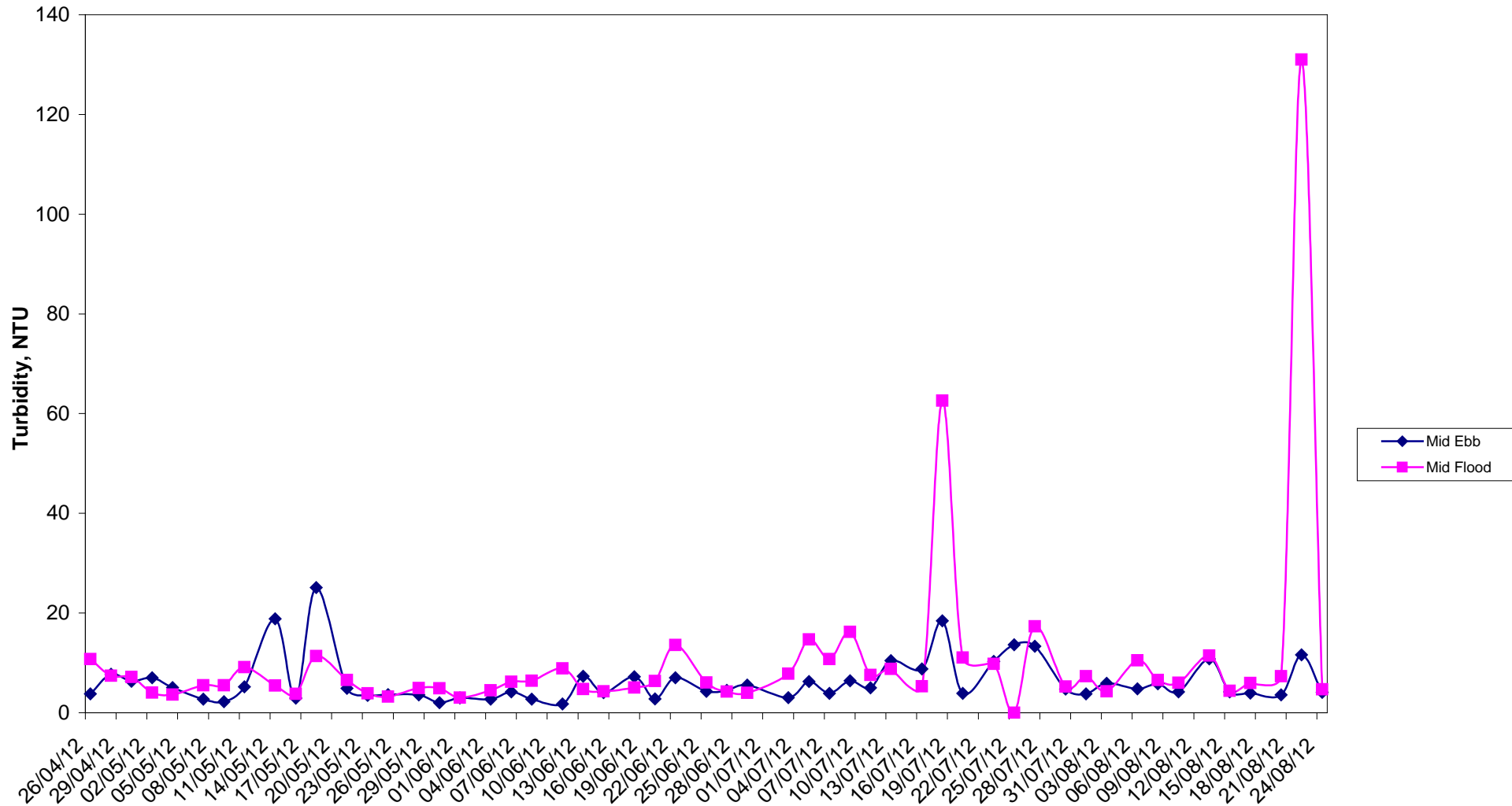
# FUGRO TECHNICAL SERVICES LIMITED

MaterialLab Division,  
Fugro Development Centre,  
5 Lok Yi Street, 17 M.S. Castle Peak Road,  
Tai Lam, Tuen Mun, N.T., Hong Kong.

Tel : +852-2450 8233  
Fax : +852-2450 6138  
E-mail : matlab@fugro.com.hk  
Website : www.fugro.com



## C2 - Turbidity



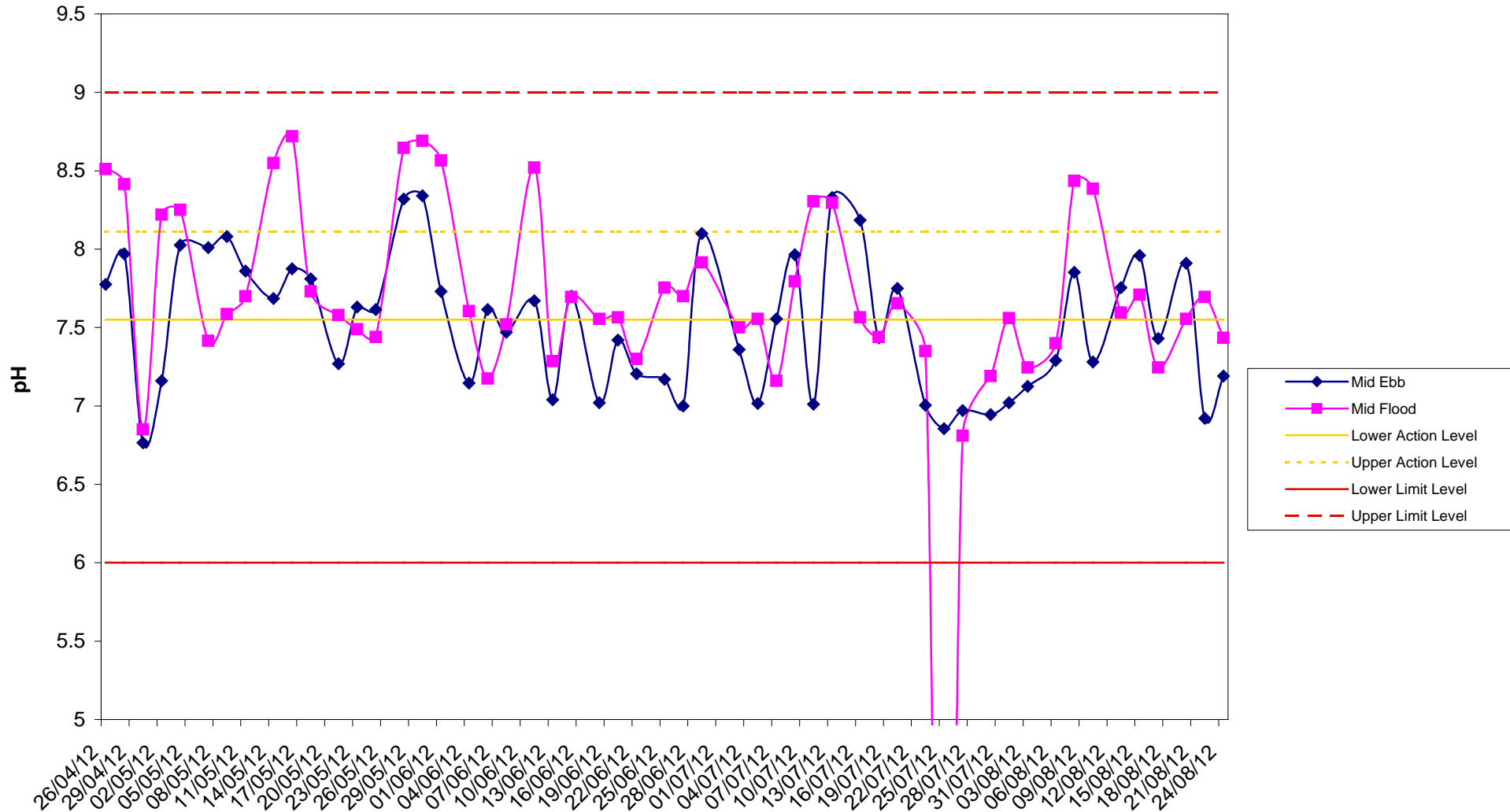
# FUGRO TECHNICAL SERVICES LIMITED

MaterialLab Division,  
Fugro Development Centre,  
5 Lok Yi Street, 17 M.S. Castle Peak Road,  
Tai Lam, Tuen Mun, N.T., Hong Kong.

Tel : +852-2450 8233  
Fax : +852-2450 6138  
E-mail : matlab@fugro.com.hk  
Website : www.fugro.com



## C2 - pH



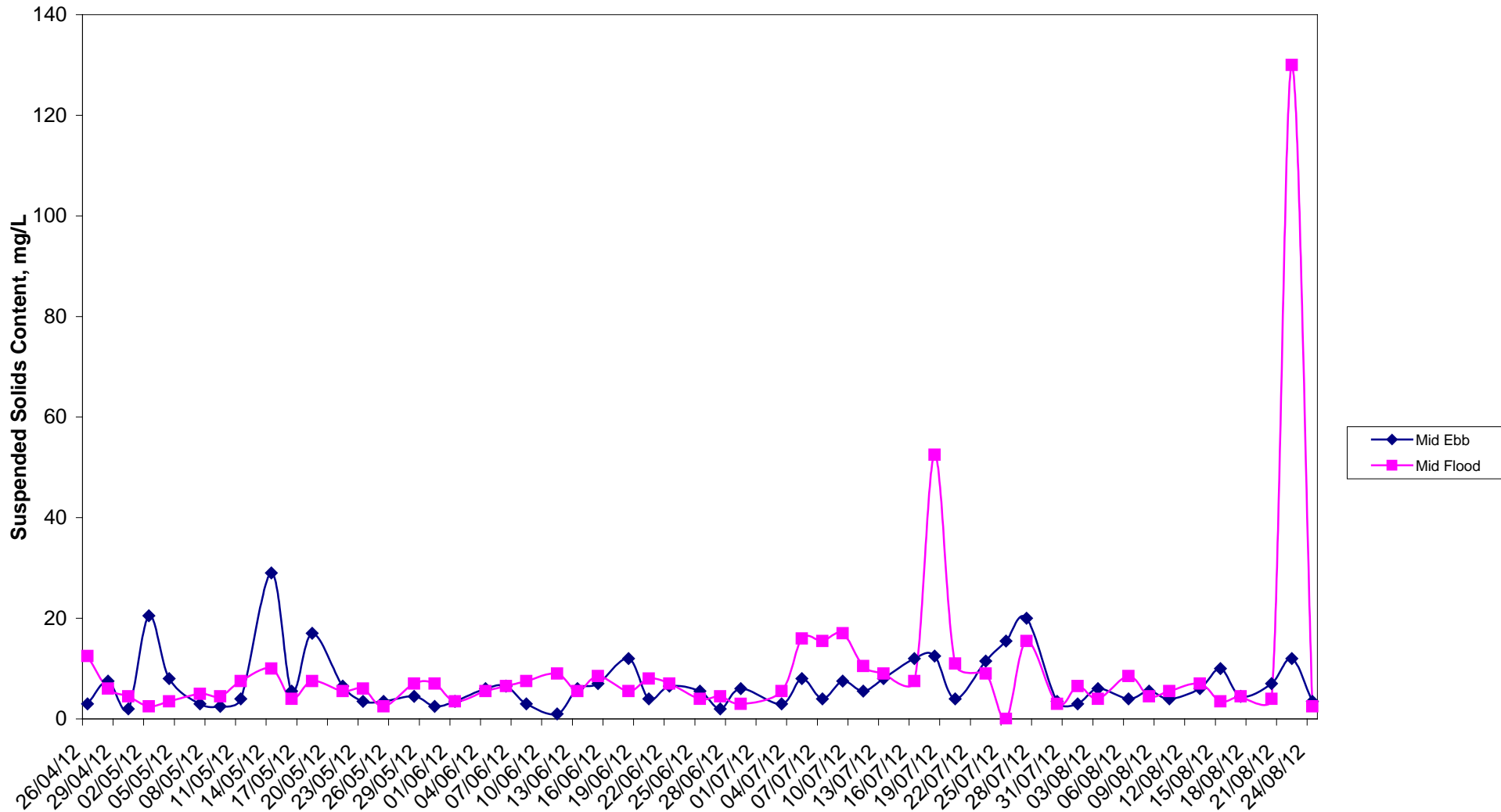
# FUGRO TECHNICAL SERVICES LIMITED

MaterialLab Division,  
Fugro Development Centre,  
5 Lok Yi Street, 17 M.S. Castle Peak Road,  
Tai Lam, Tuen Mun, N.T., Hong Kong.

Tel : +852-2450 8233  
Fax : +852-2450 6138  
E-mail : matlab@fugro.com.hk  
Website : www.fugro.com



## C2 - Suspended Solids Content



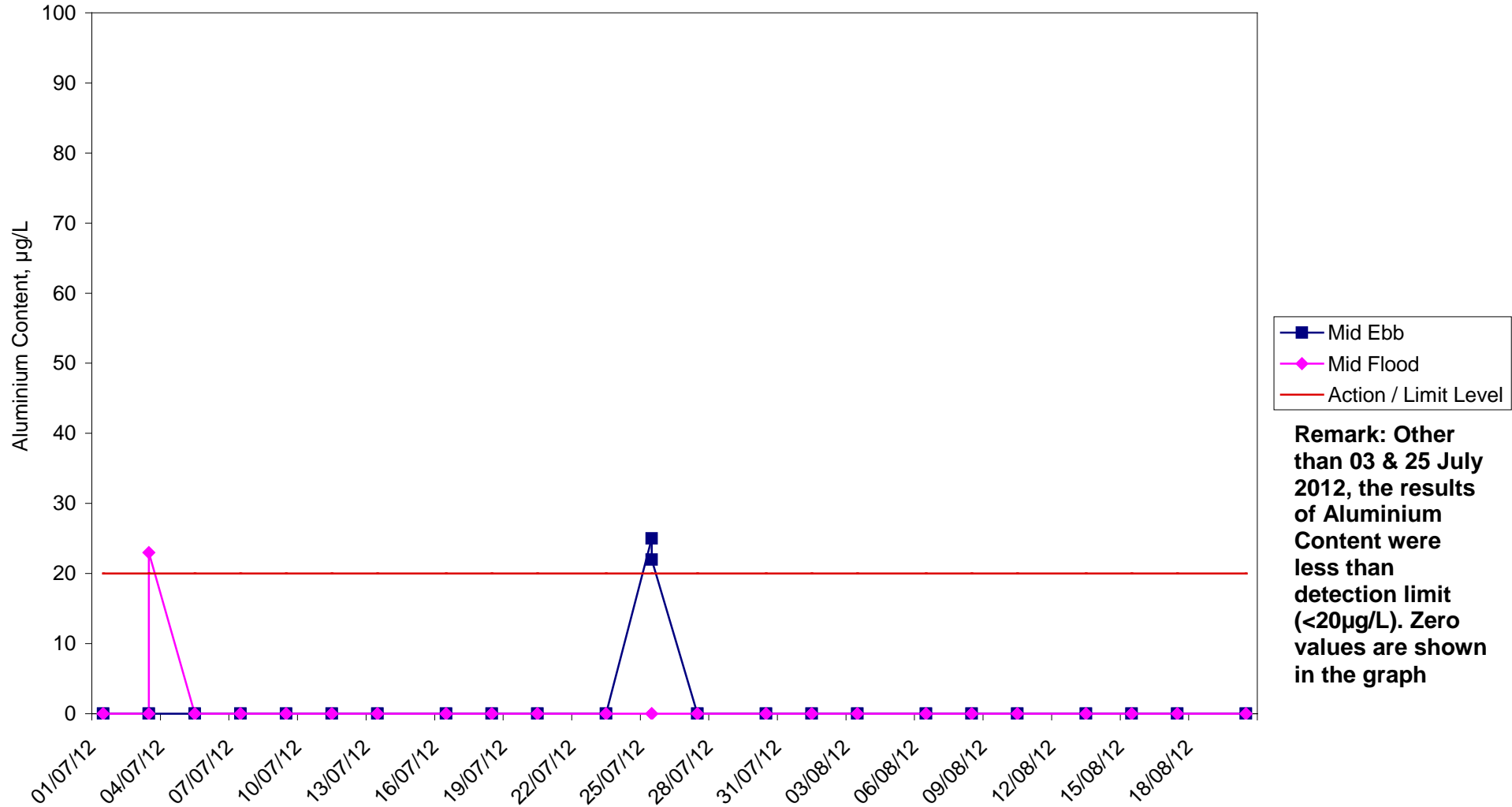
# FUGRO TECHNICAL SERVICES LIMITED

MaterialLab Division,  
Fugro Development Centre,  
5 Lok Yi Street, 17 M.S. Castle Peak Road,  
Tai Lam, Tuen Mun, N.T., Hong Kong.

Tel : +852-2450 8233  
Fax : +852-2450 6138  
E-mail : matlab@fugro.com.hk  
Website : www.fugro.com

# MaterialLab

## M1 - Aluminium Content



**Remark: Other than 03 & 25 July 2012, the results of Aluminium Content were less than detection limit (<20µg/L). Zero values are shown in the graph**

---

**FUGRO TECHNICAL SERVICES LIMITED**

MaterialLab Division,  
Fugro Development Centre,  
5 Lok Yi Street, 17 M.S. Castle Peak Road,  
Tai Lam, Tuen Mun, N.T., Hong Kong.

Telephone : +852-2450 8233  
Telefax : +852-2450 6138  
E-mail : matlab@fugro.com.hk  
Website : www.fugro.com



**Appendix 3**

**Summary of Ecology Monitoring**

# FUGRO TECHNICAL SERVICES LIMITED

Fugro Development Centre,  
5 Lok Yi Street, Tai Lam,  
Tuen Mun, N.T.,  
Hong Kong.

Tel : +852-2450 8233  
Fax : +852-2450 6138  
E-mail : matlab@fugro.com.hk  
Website : www.materiallab.com.hk

# MaterialLab

Ref No.: 100440EN120862

Species Name	Scientific Name	25 May 2012 to 24 June 2012		25 June 2012 to 24 July 2012		25 July 2012 to 24 Aug 2012	
		Middle Lagoon	Notable / Breeding Activity	Middle Lagoon	Notable / Breeding Activity	Middle Lagoon	Notable / Breeding Activity
Barn Swallow	<i>Hirundo rustica</i>	75	None observed	2	No notable breeding activity	20	None observed
Black-collared Starling	<i>Sturnus nigricollis</i>	1	None observed	0	-	0	-
Black Drongo	<i>Dicrurus macrocerus</i>	1	None observed	4	Family party.	3	None observed
Black-winged Stilt	<i>Himantopus himantopus</i>	0	-	0	-	1	None observed
Chinese Bulbul	<i>Pycnonotus sinensis</i>	3	None observed	0	-	0	-
Chinese Pond Heron	<i>Ardeola bacchus</i>	0	-	1	No notable breeding activity	0	-
Common Koel	<i>Eudynamys scolopacea</i>	2	None observed	0	-	0	-
Crested Myna	<i>Acridotheres cristatellus</i>	18	None observed	6	No notable breeding activity	4	None observed
Emerald Dove	<i>Chalcophaps indica</i>	0	-	1	No notable breeding activity	0	-
Greater Coucal	<i>Centropus sinensis</i>	0	-	0	-	1	None observed
Grey Heron	<i>Ardea cinerea</i>	1	None observed	1	No notable breeding activity	0	-
Japanese White-eye	<i>Zosterops japonicus</i>	0	-	0	-	8	None observed
Little Egret	<i>Egretta garzetta</i>	17	None observed	5	No notable breeding activity	38	None observed
Little Grebe	<i>Tachybaptus ruficollis</i>	6	Holding territory	10	Four pairs seen. Two Juveniles and two nests also observed.	19	Three nests seen. Total numbers includes at least 2 juvenile birds.
Little Ringed Plover	<i>Charadrius dubius</i>	8	Holding territory	2	No notable breeding activity	4	None observed
Little Swift	<i>Apus affinis</i>	2	None observed	0	-	0	-
Long-tailed Shrike	<i>Lanius schach</i>	0	-	1	No notable breeding activity	0	-
Pied Kingfisher	<i>Ceryle rudis</i>	0	-	2	No notable breeding activity	0	-
Plain Prinia	<i>Prinia prinia</i>	0	-	1	Calling.	1	None observed
Red-Whiskered Bulbul		0	-	0	-	10	None observed
White Wagtail	<i>Motacilla alba</i>	12	None observed	0	-	8	None observed
Wood Sandpiper	<i>Tringa glareola</i>	0	-	0	-	3	None observed
Yellow Wagtail	<i>Motacilla flava</i>	0	-	0	-	12	None observed
<b>Total Numbers</b>		<b>146</b>		<b>36</b>		<b>132</b>	
<b>Total Species</b>		<b>12</b>		<b>12</b>		<b>14</b>	



---

**FUGRO TECHNICAL SERVICES LIMITED**

MaterialLab Division,  
Fugro Development Centre,  
5 Lok Yi Street, 17 M.S. Castle Peak Road,  
Tai Lam, Tuen Mun, N.T., Hong Kong.

Telephone : +852-2450 8233  
Telefax : +852-2450 6138  
E-mail : matlab@fugro.com.hk  
Website : www.fugro.com

---

**MaterialLab**

**Appendix 4**

**Summary of Landscape and Visual Impact Survey**

# FUGRO TECHNICAL SERVICES LIMITED

Fugro Development Centre,  
5 Lok Yi Street, Tai Lam,  
Tuen Mun, N.T.,  
Hong Kong.

Tel : +852-2450 8233  
Fax : +852-2450 6138  
E-mail : matlab@fugro.com.hk  
Website : www.materiallab.com.hk

# MaterialLab

Ref No.: 100440EN120862

ID No.	Nature / Type	Landscape and Visual Mitigation Measures	25 May 2012 to 24 June 2012		25 June 2012 to 24 July 2012		25 July 2012 to 24 Aug 2012	
			Status	Remarks	Status	Remarks	Status	Remarks
CM 1	Design / Construction Planning	Topsoil, where identified, should be stripped and stored for re-use in the construction of the soft landscape works, where practical.	Not applicable.	The topsoil was PFA which is not suitable for re-use in the soft landscape works. Suitable topsoil will be imported for planting during landscape planting phase. As per observation on site, the PFA excavated out due to site formation work had been under treatment (dehydration), and is backfilled to its original location inside the site boundary. Capping of the PFA is established to prevent spreading in air. Photographic record of PFA treatment has been shown in Table 4.11.Monthly EM&A Report of June 2012.	Not applicable.	The topsoil was PFA which is not suitable for re-use in the soft landscape works. Suitable topsoil will be imported for planting during landscape planting phase. As per observation on site, the PFA excavated out due to site formation work had been under treatment (dehydration), and is backfilled to its original location inside the site boundary. Capping of the PFA is established to prevent spreading in air. Photographic record of PFA treatment has been shown in Table 4.11.Monthly EM&A Report of July 2012.	Not applicable.	The topsoil was PFA which is not suitable for re-use in the soft landscape works. Suitable topsoil will be imported for planting during landscape planting phase. As per observation on site, the PFA excavated out due to site formation work had been under treatment (dehydration), and is backfilled to its original location inside the site boundary. Capping of the PFA is established to prevent spreading in air. Photographic record of PFA treatment has been shown in Table 4.11.Monthly EM&A Report of Aug 2012.
CM 2	Site Practice	Existing trees to be retained on site should be carefully protected during construction.	Tree felling work has commenced since the approval of Phase II tree felling application. Existing trees to be retained have been carefully protected during construction. The contractor has confirmed T758 to be retained on site and proper tree protection would be required for T758. Amendment to the tree felling application will be submitted.	Photographic records of the retained trees and T758 are shown in Table 4.11.Monthly EM&A Report of June 2012.	Tree felling work has commenced since the approval of Phase II tree felling application. Existing trees to be retained have been carefully protected during construction. The contractor has confirmed T758 to be retained on site and proper tree protection would be required for T758. Amendment to the tree felling application will be submitted.	Photographic records of the retained trees and T758 are shown in Table 4.11.Monthly EM&A Report of July 2012.	Tree felling work has commenced since the approval of Phase II tree felling application. Existing trees to be retained have been carefully protected during construction. The contractor has confirmed T758 to be retained on site and proper tree protection would be required for T758. Amendment to the tree felling application will be submitted.	Photographic records of the retained trees and T758 are shown in Table 4.11.Monthly EM&A Report of Aug 2012.

# FUGRO TECHNICAL SERVICES LIMITED

Fugro Development Centre,  
5 Lok Yi Street, Tai Lam,  
Tuen Mun, N.T.,  
Hong Kong.

Tel : +852-2450 8233  
Fax : +852-2450 6138  
E-mail : matlab@fugro.com.hk  
Website : www.materialab.com.hk

# Materialab

Ref No.: 100440EN120862

(Con't)

ID No.	Nature / Type	Landscape and Visual Mitigation Measures	25 May 2012 to 24 June 2012		25 June 2012 to 24 July 2012		25 July 2012 to 24 Aug 2012	
			Status	Remarks	Status	Remarks	Status	Remarks
CM 3	Design / Construction Planning	Trees unavoidably affected by the works should be transplanted where practical.	Tree transplant work has been completed. The final transplant locations for the transplant trees will be revised (the rocky shore location as shown on the compensatory planting plan is not suitable for transplant trees, as shown in Table 4.11). Amendment to the tree felling application will be submitted accordingly.	The contractor verified on site to ensure the final location of the transplant trees will be suitable for the 17 transplanted trees.	Tree transplant work has been completed. The final transplant locations for the transplant trees will be revised. The transplant trees will be accommodated within the site area. Amendment to the tree felling application will be submitted accordingly.	The contractor verified on site to ensure the final location of the transplant trees will be suitable for the 17 transplanted trees.	Tree transplant work has been completed. The final transplant locations for the transplant trees will be revised. The transplant trees will be accommodated within the site area. Amendment to the tree felling application will be submitted accordingly.	Tree damages report by Typhoon Vicente on 24 July 2012 has been submitted and 3 transplant trees are reported dead and 1 tree is reported in poor health. The compensatory proposal will be revised in the amendment. The contractor verified on site to ensure the final location of the transplant trees will be suitable for the remaining 13 transplanted trees.
CM 4	Design / Construction Planning	Compensatory tree planting should be provided to compensate for felled trees.	Part of the future compensatory trees on the northern seashore are found to be in contradiction with the existing asbestos pipe. Contractor to confirm the removal of the asbestos pipe to accommodate the future compensatory trees.	The contractor to confirm the schedule for the removal of asbestos pipe as shown in Table 4.11. Monthly EM&A Report of June 2012.	Part of the future compensatory trees on the northern seashore are found to be in contradiction with the existing asbestos pipe. Contractor to confirm the removal of the asbestos pipe to accommodate the future compensatory trees. New trees planting is proposed on the either side of the bridge at portion 6 to fulfil the EIA requirements. These shall be reflected in the revised compensatory proposal as well.	The contractor to confirm the schedule for the removal of asbestos pipe as shown in Table 4.11. Monthly EM&A Report of July 2012.	Part of the future compensatory trees on the northern seashore are found to be in contradiction with the existing asbestos pipe. Contractor to confirm the removal of the asbestos pipe to accommodate the future compensatory trees. New trees planting is proposed on the either side of the bridge at portion 6 to fulfil the EIA requirements. These shall be reflected in the revised compensatory proposal as well.	The contractor to confirm the schedule for the removal of asbestos pipe as shown in Table 4.11. Monthly EM&A Report of Aug 2012.

**FUGRO TECHNICAL SERVICES LIMITED**

Fugro Development Centre,  
5 Lok Yi Street, Tai Lam,  
Tuen Mun, N.T.,  
Hong Kong.

Tel : +852-2450 8233  
Fax : +852-2450 6138  
E-mail : matlab@fugro.com.hk  
Website : www.materialab.com.hk

**Materialab**

Ref No.: 100440EN120862

(Con't)

			25 May 2012 to 24 June 2012		25 June 2012 to 24 July 2012		25 July 2012 to 24 Aug 2012	
ID No.	Nature / Type	Landscape and Visual Mitigation Measures	Status	Remarks	Status	Remarks	Status	Remarks
CM 5	Site Practice	Control of night-time lighting.	In progress.	Night-time work was implemented from 7pm to 11pm for certain period in June 2012. The lighting is confined to the construction site without affecting the periphery area. Photographic record of the night-time working is shown in Table 4.11. Monthly EM&A Report of June 2012.	In progress.	Night-time work was implemented from 7pm to 11pm for certain period in July 2012. The lighting is confined to the construction site without affecting the periphery area. Photographic record of the night-time working is shown in Table 4.11. Monthly EM&A Report of July 2012.	In progress.	Night-time work was implemented from 7pm to 6am for certain period in Aug 2012. The lighting is confined to the construction site without affecting the periphery area. Photographic record of the night-time working is shown in Table 4.11. Monthly EM&A Report of Aug 2012.
CM 6	Design / Construction Planning	Erection of decorative screen hoarding compatible with the surrounding setting.	Completed.	Erection of decorative screen hoarding has been set up along the site boundary.	Completed.	Erection of decorative screen hoarding has been set up along the site boundary.	Completed.	Erection of decorative screen hoarding has been set up along the site boundary.

---

**FUGRO TECHNICAL SERVICES LIMITED**

MaterialLab Division,  
Fugro Development Centre,  
5 Lok Yi Street, 17 M.S. Castle Peak Road,  
Tai Lam, Tuen Mun, N.T., Hong Kong.

Telephone : +852-2450 8233  
Telefax : +852-2450 6138  
E-mail : matlab@fugro.com.hk  
Website : www.fugro.com



**Appendix 5**  
**Summary of Waste Flow**

## FUGRO TECHNICAL SERVICES LIMITED

Fugro Development Centre,  
5 Lok Yi Street, Tai Lam,  
Tuen Mun, N.T.,  
Hong Kong.

Tel : +852-2450 8233  
Fax : +852-2450 6138  
E-mail : matlab@fugro.com.hk  
Website : www.materialab.com.hk

**Materialab**

Ref No.: 100440EN120862

### Summary of Waste Flow

Type of Waste	Quantity Generated in June 2012	Quantity Generated in July 2012	Quantity Generated in August 2012
Inert C&D Waste	*1943.110m <sup>3</sup>	431.237m <sup>3</sup>	1,524.563m <sup>3</sup>
Chemical Waste (Liquid)	NIL	NIL	400.000 L
Chemical Waste (Solid)	NIL	NIL	NIL
Metal	23,180.000kg	33,048.000kg	486,400.000kg
Paper / Cardboard Packaging	830.000kg	1,790.000kg	780.000kg
Plastic	10.000kg	27.000kg	494.000kg
Others, e.g. General Refuse	197.931m <sup>3</sup>	142.431m <sup>3</sup>	182.556m <sup>3</sup>

Remarks: Density of Inert C&D waste and general refuse is 1.9 tonne/m<sup>3</sup> and 1.6 tonne/m<sup>3</sup> respectively  
\* The total quantity generated of Inert C&D Waste in April and May 2012 were revised as the quantities of reused in other projects need to be included.

---

**FUGRO TECHNICAL SERVICES LIMITED**

MaterialLab Division,  
Fugro Development Centre,  
5 Lok Yi Street, 17 M.S. Castle Peak Road,  
Tai Lam, Tuen Mun, N.T., Hong Kong.

Telephone : +852-2450 8233  
Telefax : +852-2450 6138  
E-mail : matlab@fugro.com.hk  
Website : www.fugro.com



**Appendix 6**

**Event Action Plan for Water Quality Monitoring**

# FUGRO TECHNICAL SERVICES LIMITED

MaterialLab Division,  
Fugro Development Centre,  
5 Lok Yi Street, 17 M.S. Castle Peak Road,  
Tai Lam, Tuen Mun, N.T., Hong Kong.

Telephone : +852-2450 8233  
Telefax : +852-2450 6138  
E-mail : matlab@fugro.com.hk  
Website : www.fugro.com



## Event/Action Plan for Water Quality

Event	ET Leader	IEC	SOR	Contractor
Action level being exceeded by one sampling day	<ul style="list-style-type: none"> <li>Repeat <i>in situ</i> measurement to confirm findings;</li> <li>Identify reasons for non-compliance and source(s) of impact;</li> <li>Inform IEC and Contractor;</li> <li>Check monitoring data, all plant, equipment and Contractor's working methods;</li> <li>Discuss mitigation measures with IEC and Contractor;</li> <li>Repeat measurement on next day of exceedance.</li> </ul>	<ul style="list-style-type: none"> <li>Discuss with ET and Contractor on the mitigation measures;</li> <li>Review proposals on mitigation measures submitted by Contractor and advise the SOR accordingly;</li> <li>Assess the effectiveness of the implemented mitigation measures.</li> </ul>	<ul style="list-style-type: none"> <li>Discuss with IEC on the proposed mitigation measures;</li> <li>Make agreement on the mitigation measures to be implemented.</li> <li>Assess the effectiveness of the implemented mitigation measures.</li> </ul>	<ul style="list-style-type: none"> <li>Inform the SOR and confirm notification of the non-compliance in writing;</li> <li>Rectify unacceptable practice;</li> <li>Check all plant and equipment;</li> <li>Consider changes of working methods;</li> <li>Discuss with ET and IEC and propose mitigation measures to IEC and SOR;</li> <li>Implement the agreed mitigation measures.</li> </ul>
Action level being exceeded by more than one consecutive sampling day	<ul style="list-style-type: none"> <li>Repeat <i>in situ</i> measurement to confirm findings;</li> <li>Identify reasons for non-compliance and source(s) of impact;</li> <li>Inform IEC and Contractor;</li> <li>Check monitoring data, all plant, equipment and Contractor's working methods;</li> <li>Discuss mitigation measures with IEC and Contractor;</li> </ul>	<ul style="list-style-type: none"> <li>Discuss with ET and Contractor on the mitigation measures;</li> <li>Review proposals on mitigation measures submitted by Contractor and advise the SOR accordingly;</li> <li>Assess the effectiveness of the implemented mitigation measures.</li> </ul>	<ul style="list-style-type: none"> <li>Discuss with IEC on the Proposed mitigation measures;</li> <li>Make agreement on the mitigation measures to be implemented;</li> <li>◆ Assess the effectiveness of the implemented mitigation measures.</li> </ul>	<ul style="list-style-type: none"> <li>Inform the SOR and confirm notification of the non-compliance in writing;</li> <li>Rectify unacceptable practice;</li> <li>Check all plant and equipment; Consider changes of working methods;</li> <li>Discuss with ET and IEC and propose mitigation measures to IEC and SOR within three working days;</li> </ul>



# FUGRO TECHNICAL SERVICES LIMITED

MaterialLab Division,  
Fugro Development Centre,  
5 Lok Yi Street, 17 M.S. Castle Peak Road,  
Tai Lam, Tuen Mun, N.T., Hong Kong.

Telephone : +852-2450 8233  
Telefax : +852-2450 6138  
E-mail : matlab@fugro.com.hk  
Website : www.fugro.com



Event	ET Leader	IEC	SOR	Contractor
	<ul style="list-style-type: none"> <li>Ensure mitigation measures are implemented;</li> <li>Prepare to increase the monitoring frequency to daily;</li> <li>Repeat measurement on next day of exceedance.</li> </ul>			<ul style="list-style-type: none"> <li>Implement the agreed mitigation measures.</li> </ul>
Limit level being exceeded by one sampling day	<ul style="list-style-type: none"> <li>Repeat <i>in situ</i> measurement to confirm findings;</li> <li>Identify reasons for non-compliance and source(s) of impact;</li> <li>Inform IEC Contractor and EPD;</li> <li>Check monitoring data, all plant, equipment and Contractor's working methods;</li> <li>Discuss mitigation measures with IEC, SOR and Contractor;</li> <li>Ensure mitigation measures are implemented;</li> <li>Increase the monitoring frequency to daily until no exceedance of Limit level.</li> </ul>	<ul style="list-style-type: none"> <li>Discuss with ET and Contractor on the mitigation measures;</li> <li>Review proposals on mitigation measures submitted by Contractor and advise the SOR accordingly;</li> <li>Assess the effectiveness of the implemented mitigation measures.</li> </ul>	<ul style="list-style-type: none"> <li>Discuss with IEC, ET and Contractor on the proposed mitigation measures;</li> <li>Request Contractor to critically review the working methods;</li> <li>Make agreement on the mitigation measures to be implemented;</li> <li>Assess the effectiveness of the implemented mitigation measures.</li> </ul>	<ul style="list-style-type: none"> <li>Inform the SOR and confirm notification of the non-compliance in writing;</li> <li>Rectify unacceptable practice;</li> <li>Check all plant and equipment;</li> <li>Consider changes of working methods;</li> <li>Discuss with ET, IEC and SOR and propose mitigation measures to IEC and SOR within three working days;</li> <li>Implement the agreed mitigation measures.</li> </ul>
Limit level being exceeded by more than one consecutive sampling day	<ul style="list-style-type: none"> <li>Repeat <i>in situ</i> measurement to confirm findings;</li> <li>Identify reasons for non-compliance</li> </ul>	<ul style="list-style-type: none"> <li>Discuss with ET and Contractor on the mitigation measures;</li> <li>Review proposals on mitigation</li> </ul>	<ul style="list-style-type: none"> <li>Discuss with IEC, ET and Contractor on the proposed mitigation measures;</li> <li>Request Contractor to</li> </ul>	<ul style="list-style-type: none"> <li>Inform the SOR and confirm notification of the non-compliance in writing;</li> <li>Rectify</li> </ul>

## FUGRO TECHNICAL SERVICES LIMITED

MaterialLab Division,  
Fugro Development Centre,  
5 Lok Yi Street, 17 M.S. Castle Peak Road,  
Tai Lam, Tuen Mun, N.T., Hong Kong.

Telephone : +852-2450 8233  
Telefax : +852-2450 6138  
E-mail : matlab@fugro.com.hk  
Website : www.fugro.com



Event	ET Leader	IEC	SOR	Contractor
	<p>and source(s) of impact; Inform IEC Contractor and EPD;</p> <ul style="list-style-type: none"> <li>• Check monitoring data, all plant, equipment and Contractor's working methods;</li> <li>• Discuss mitigation measures with IEC, SOR and Contractor;</li> <li>• Ensure mitigation measures are implemented;</li> <li>• Increase the monitoring frequency to daily until no exceedance of Limit level for two consecutive days.</li> </ul>	<p>measures submitted by Contractor and advise the SOR accordingly;</p> <ul style="list-style-type: none"> <li>• Assess the effectiveness of the implemented mitigation measures.</li> </ul>	<p>critically review the working methods;</p> <ul style="list-style-type: none"> <li>• Make agreement on the mitigation measures to be implemented;</li> <li>• Assess the effectiveness of the implemented mitigation measures;</li> <li>• Consider and instruct, if necessary, the Contractor to slow down or to stop all or part of the construction activities until no exceedance of Limit level.</li> </ul>	<p>unacceptable practice;</p> <ul style="list-style-type: none"> <li>• Check all plant and equipment;</li> <li>• Consider changes of working methods;</li> <li>• Discuss with ET, IEC and SOR and propose mitigation measures to IEC and SOR within three working days;</li> <li>• Implement the agreed mitigation measures;</li> <li>• As directed by the SOR, to slow down or to stop all or part of the construction activities.</li> </ul>

---

## *FUGRO TECHNICAL SERVICES LIMITED*

MaterialLab Division,  
Fugro Development Centre,  
5 Lok Yi Street, 17 M.S. Castle Peak Road,  
Tai Lam, Tuen Mun, N.T., Hong Kong.

Telephone : +852-2450 8233  
Telefax : +852-2450 6138  
E-mail : matlab@fugro.com.hk  
Website : www.fugro.com

---

**MaterialLab**

---

### **Appendix 7**

#### **Figures**

---

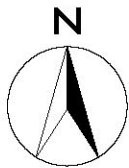
**FUGRO TECHNICAL SERVICES LIMITED**

MaterialLab Division,  
Fugro Development Centre,  
5 Lok Yi Street, 17 M.S. Castle Peak Road,  
Tai Lam, Tuen Mun, N.T., Hong Kong.

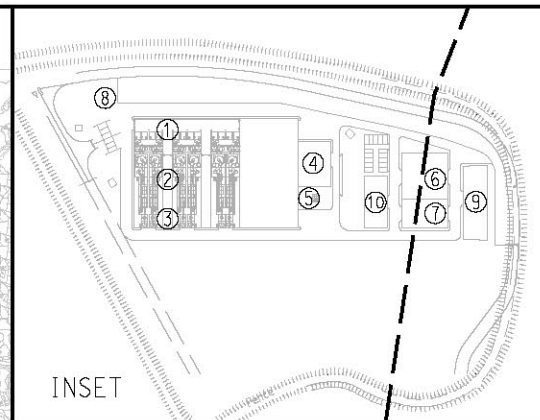
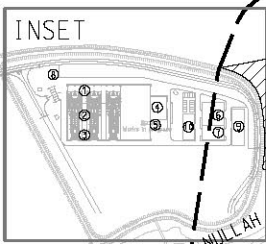
Telephone : +852-2450 8233  
Telefax : +852-2450 6138  
E-mail : matlab@fugro.com.hk  
Website : www.fugro.com



**Figure 1.1**  
**WENT Landfill Consultation Zone**



SECTION OF NULLAH  
WHERE WATER IS ALWAYS  
PRESENT



**LEGEND**

- ① DELIVERY BAY
- ② INCINERATORS AND AIR CONTROL EQUIPMENT
- ③ FUEL GAS RESIDUE SILDS, ASH SILDS & LOADING AREA
- ④ CHEMICAL / FUEL STORAGE AND FEEDING
- ⑤ STACK
- ⑥ ADMINISTRATION BUILDING & LABORATORY
- ⑦ MAINTENANCE WORKSHOP
- ⑧ UTILITY YARD
- ⑨ DESALINATION PLANT, SEAWATER PUMPING STATION & STORAGE TANK
- ⑩ SEWAGE TREATMENT WORKS

WENT LANDFILL  
CONSULTATION ZONE  
BOUNDARY

WENT LANDFILL  
WASTE BOUNDARY

AGREEMENT NO. CE 28/2003 (EP)  
SLUDGE TREATMENT FACILITIES - FEASIBILITY STUDY  
WENT LANDFILL CONSULTATION ZONE

SCALE	1:11000	DATE	APR. 2008
CHECK	TCYC	DRAWN	ALFA
JOB NO.	60039510	DRAWING NO.	FIGURE 10.1
		REV	-

DATE: \$DATES

**MAUNSELL | AECOM**

Metcalf & Eddy Ltd.

---


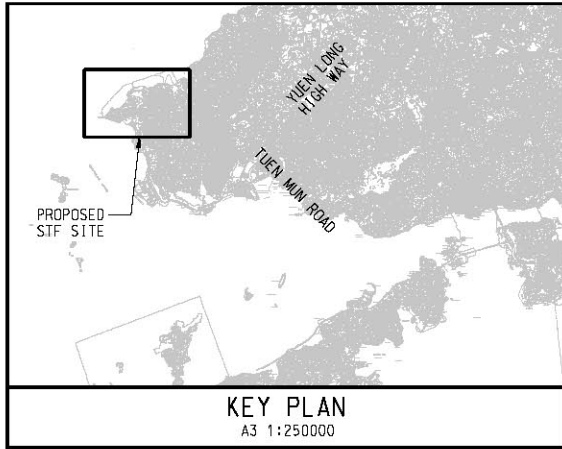
**FUGRO TECHNICAL SERVICES LIMITED**

MaterialLab Division,  
Fugro Development Centre,  
5 Lok Yi Street, 17 M.S. Castle Peak Road,  
Tai Lam, Tuen Mun, N.T., Hong Kong.

Telephone : +852-2450 8233  
Telefax : +852-2450 6138  
E-mail : matlab@fugro.com.hk  
Website : www.fugro.com



**Figure 3.1**  
**Location of Project Site**



DEEP BAY

PROPOSED SLUDGE TREATMENT FACILITIES

EXISTING CLP ASH LAGOON AT TSANG TSUI

WENT LANDFILL

BLACK POINT POWER STATION

TSANG KOK STREAM

BLACK POINT

URMSTON ROAD

配水庫  
Ser Res

龍鼓上環  
Lung Au  
Sheung Tan

大水坑  
831250 N

830000 N

807500 E

808750 E

810000 E

811250 E

DATE: GUOXH 2008-9-30

**MAUNSELL | AECOM**  
Metcalf & Eddy Ltd.

AGREEMENT NO. CE 28/2003 (EP)  
SLUDGE TREATMENT FACILITIES - FEASIBILITY STUDY  
**LOCATION PLAN OF PROPOSED SLUDGE TREATMENT FACILITIES**

SCALE	A3 1:12500	DATE	SEP. 2008
CHECK	PPMY	DRAWN	XCF
JOB NO.	60015756	DRAWING NO.	FIGURE 1.1
		REV	-

---

**FUGRO TECHNICAL SERVICES LIMITED**

MaterialLab Division,  
Fugro Development Centre,  
5 Lok Yi Street, 17 M.S. Castle Peak Road,  
Tai Lam, Tuen Mun, N.T., Hong Kong.

Telephone : +852-2450 8233  
Telefax : +852-2450 6138  
E-mail : matlab@fugro.com.hk  
Website : www.fugro.com



**Figure 3.2**  
**Project Organisation Structure**



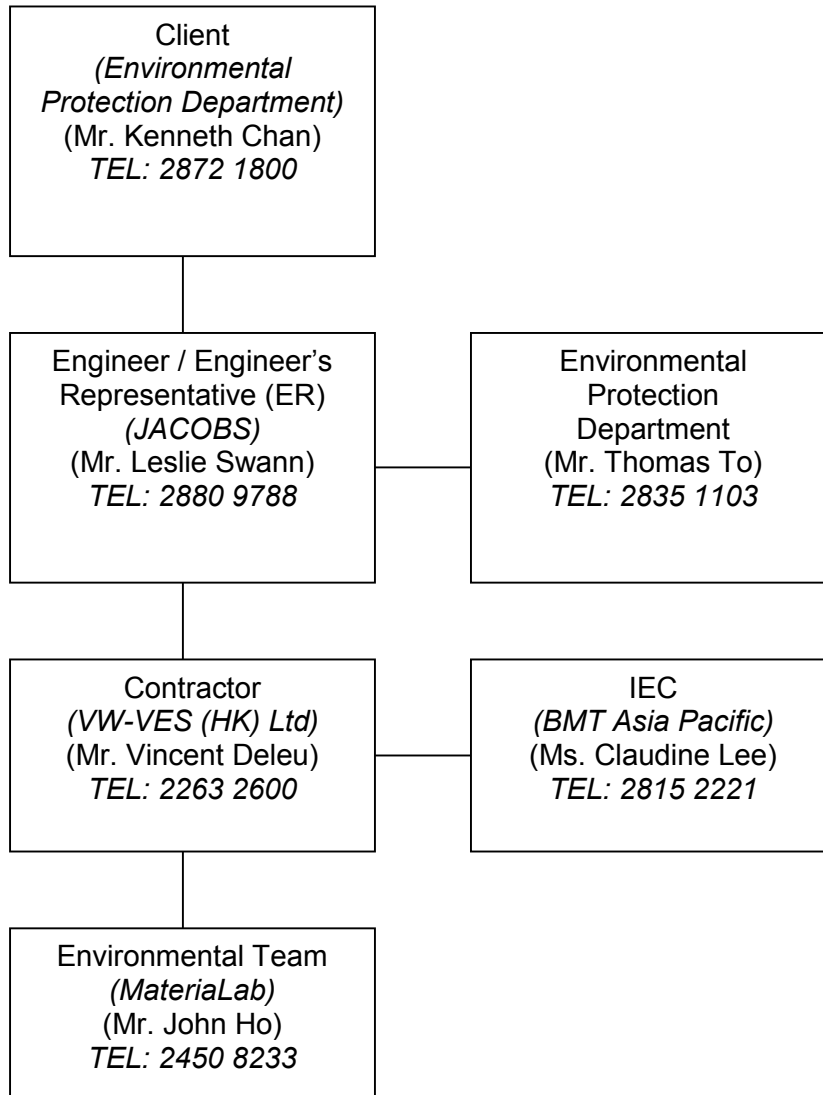
## FUGRO TECHNICAL SERVICES LIMITED

MateriaLab Division,  
Fugro Development Centre,  
5 Lok Yi Street, 17 M.S. Castle Peak Road,  
Tai Lam, Tuen Mun, N.T., Hong Kong.

Tel : +852-2450 8233  
Fax : +852-2450 6138  
E-mail : matlab@fugro.com.hk  
Website : www.materialab.com.hk



### Management Structure and Organization Chart



---

**FUGRO TECHNICAL SERVICES LIMITED**

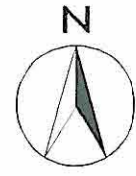
MaterialLab Division,  
Fugro Development Centre,  
5 Lok Yi Street, 17 M.S. Castle Peak Road,  
Tai Lam, Tuen Mun, N.T., Hong Kong.

Telephone : +852-2450 8233  
Telefax : +852-2450 6138  
E-mail : matlab@fugro.com.hk  
Website : www.fugro.com

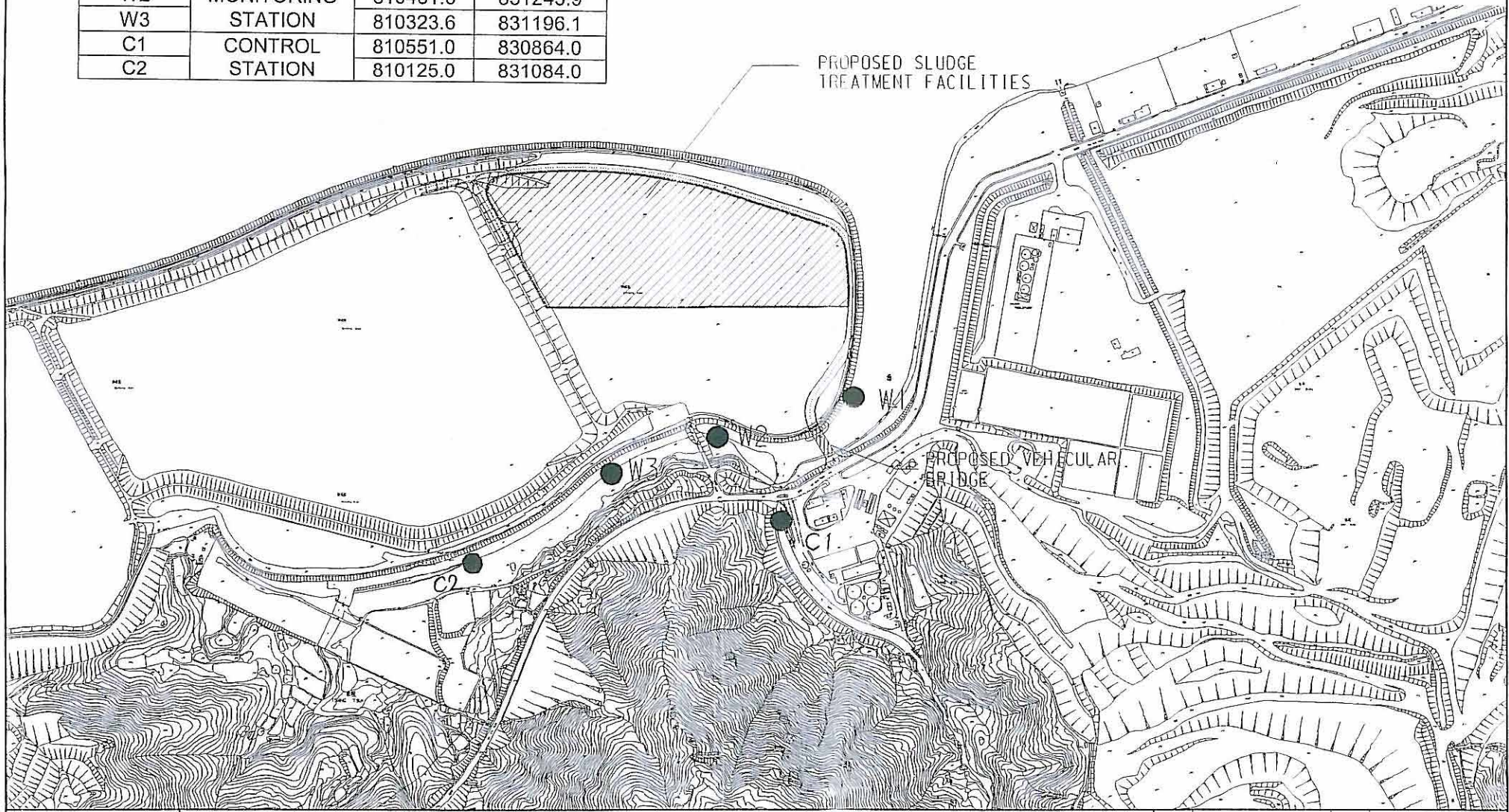


**Figure 4.1 - 4.2  
Water Quality Monitoring Location**

LOCATIONS OF STREAM  
WATER QUALITY MONITORING STATIONS



STATION	DESCRIPTION	EASTING	NORTHING
W1	IMPACT	810639.3	831296.8
W2	MONITORING	810461.6	831243.9
W3	STATION	810323.6	831196.1
C1	CONTROL	810551.0	830864.0
C2	STATION	810125.0	831084.0



DATE: \$DATE\$

**MAUNSELL | AECOM**  
Metcalf & Eddy Ltd.

AGREEMENT NO. CE 28/2003 (EP1)  
SLUDGE TREATMENT FACILITIES - FEASIBILITY STUDY  
LOCATION OF WATER QUALITY MONITORING STATIONS

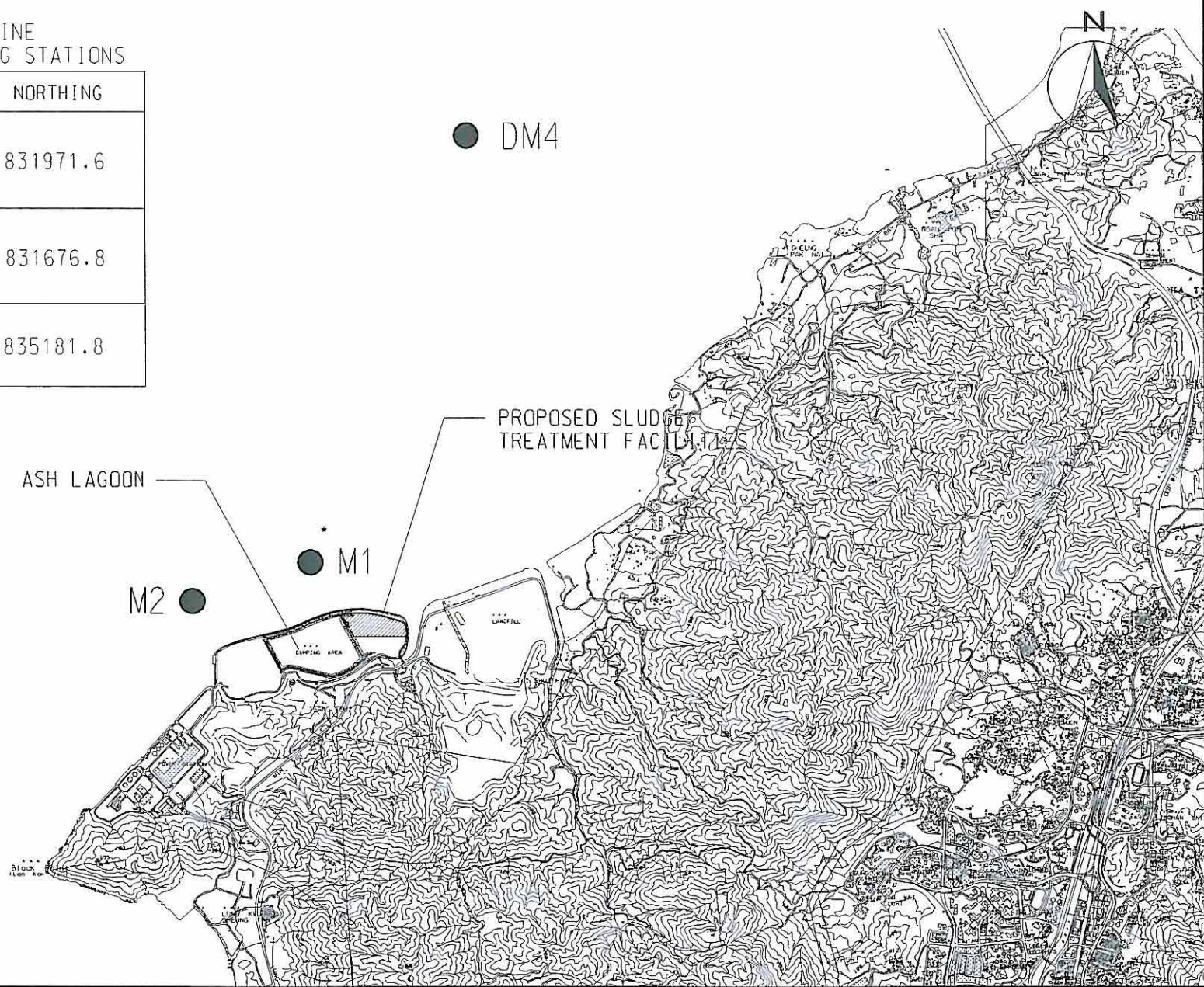
(Sheet 1 of 2)

SCALE	A3 1:5000	DATE	JUN 2008
CHECK	AKYC	DRAWN	LWJ
JOB NO.	60039510	DRAWING NO.	FIGURE 5.1
		REV	-



LOCATIONS OF MARINE  
WATER QUALITY MONITORING STATIONS

STATION	EASTING	NORTHING
M1 (IMPACT MONITORING STATION)	809915.3	831971.6
M2 (IMPACT MONITORING STATION)	809026.4	831676.8
DM4 (CONTROL STATION)	811092.2	835181.8



DATE: 5/24/08

**MAUNSELL | AECOM**  
Metcalfe & Eddy Ltd.

AGREEMENT NO. CE 28/2003 (EP)  
SLUDGE TREATMENT FACILITIES - FEASIBILITY STUDY  
LOCATION OF WATER QUALITY MONITORING STATIONS

(Sheet 2 of 2)

SCALE	A3 1:30000	DATE	JUN 2008
CHECK	AKYC	DRAWN	LMWI
JOB NO.	60039510	DRAWING NO.	FIGURE 5.1
		REV	-

---

**FUGRO TECHNICAL SERVICES LIMITED**

MaterialLab Division,  
Fugro Development Centre,  
5 Lok Yi Street, 17 M.S. Castle Peak Road,  
Tai Lam, Tuen Mun, N.T., Hong Kong.

Telephone : +852-2450 8233  
Telefax : +852-2450 6138  
E-mail : matlab@fugro.com.hk  
Website : www.fugro.com



**Appendix 8**  
**Work Program**



# HONG KONG SLUDGE TREATMENT FACILITY Project Overview

Date	Revision	Checked	Approved
02DEC10	MLJHJV-P-T-ZZ-0002-001	ROU	NPR

