

FUGRO TECHNICAL SERVICES LIMITED

Fugro Development Centre,
5 Lok Yi Street, Tai Lam,
Tuen Mun, N.T.,
Hong Kong.

Tel : +852 2450 8233
Fax : +852 2450 6138
E-mail : matlab@fugro.com
Website : www.fugro.com



Report No.: 0405/15/ED/1112A

MONTHLY EM&A REPORT

September 2018

Client : Civil Engineering and Development
Department, HKSAR

Contract No. : KLN/2015/07

Contract Name : Environmental Monitoring Works for
Contract KL/2014/03 – Kai Tak Development
– Stage 3 Infrastructure Works for Developments
at the Southern Part of the Former Runway

Report No. : 0405/15/ED/1112A

EP-337/2009 New Distributor Roads Serving the Planned Kai Tak
Development Area

EP-339/2009/A Decommissioning of the Remaining Parts (Ex-GFS
Building, Radar Station and Hong Kong Aviation Club)
of the former Kai Tak Airport

EP-451/2013 Trunk Road T2

Prepared by : Janet W. T. Yu

Reviewed by : Alfred Y. S. Lam

Certified by : 
Colin K. L. Yung
Environmental Team Leader
Fugro Technical Services Limited

Ref.: CEDKTDS3EM00_0_0334L.18

11 October 2018

Hyder-Meinhardt Joint Venture
17/F, Two Harbour Square,
180 Wai Yip Street, Kwun Tong
Kowloon, Hong Kong

By Post and Email

Attention: Mr. Wong W. K., Chris

Dear Mr. Wong,

**Re: Contract No. KL/2014/03 – Kai Tak Development – Stage 3 Infrastructure Works for Developments at the Southern Part of the Former Runway
Monthly EM&A Report for September 2018**

Reference is made to the Environmental Team's submission of the Monthly EM&A Report for September 2018 (Report No. 0405/15/ED/1112A) we received by e-mail on 11 October 2018.

Please be informed that we have no adverse comment on the captioned report. We hereby verify the captioned submission according to Condition 3.3 of EP-337/2009, Condition 3.3 of EP-339/2009/A and Condition 3.4 of EP-451/2013.

Thank you for your attention. Please do not hesitate to contact us should you have any queries.

Yours sincerely,
For and on behalf of
Ramboll Hong Kong Limited



F. C. Tsang
Independent Environmental Checker

| | | | |
|------|------------|-----------------------------|----------------|
| c.c. | CEDD | Attn.: Ms. Amy Chu | Fax: 2369 4980 |
| | MateriaLab | Attn.: Mr. Colin K. L. Yung | Fax: 3565 4160 |
| | CRBC | Attn.: Mr. Dickey Yau | Fax: 2283 1689 |

Q:\Projects\CEDKTDS3EM00\02_Proj_Mgt\02_Corr\CEDKTDS3EM00_0_0334L.18.docx



TABLE OF CONTENTS

| | |
|--|-----------|
| EXECUTIVE SUMMARY | I |
| 1. INTRODUCTION | 1 |
| 2. AIR QUALITY | 4 |
| 3. NOISE | 9 |
| 4. LANDSCAPE AND VISUAL | 13 |
| 5. WASTE MANAGEMENT | 14 |
| 6. SITE INSPECTION | 15 |
| 7. ENVIRONMENTAL COMPLAINT AND NON-COMPLIANCE | 16 |
| 8. IMPLEMENTATION STATUS OF ENVIRONMENTAL MITIGATION MEASURES | 17 |
| 9. FUTURE KEY ISSUES | 18 |
| 10. CONCLUSIONS | 19 |

FIGURES

| | |
|----------|------------------------------------|
| Figure 1 | Project General Layout |
| Figure 2 | Air and Noise Monitoring Locations |

LIST OF APPENDICES

| | |
|------------|---|
| Appendix A | Construction Programme |
| Appendix B | Project Organization Chart |
| Appendix C | Action and Limit Levels for Air Quality and Noise |
| Appendix D | Calibration Certificates of Monitoring Equipment |
| Appendix E | Environmental Monitoring Schedules |
| Appendix F | Air Quality Monitoring Data |
| Appendix G | Noise Monitoring Data |
| Appendix H | Event Action Plans |
| Appendix I | Waste Flow Table |
| Appendix J | Environmental Mitigation Implementation Schedule (EMIS) |
| Appendix K | Weather and Meteorological Conditions during Reporting Month |
| Appendix L | Cumulative statistics on Environmental Complaints, Notifications of Summons and Successful Prosecutions |
| Appendix M | Summary of Site Audit in the Reporting Month |
| Appendix N | Outstanding Issues and Deficiencies |



EXECUTIVE SUMMARY

- i. The Civil Engineering and Development Department HKSAR has appointed Fugro Technical Services Limited (FTS) to undertake the Environmental Team services for the Project and implement the EM&A works.
- ii. This Monthly EM&A report presents the environmental monitoring and audit works for the period between 1 September 2018 and 30 September 2018. As informed by the Contractor, major activities in the reporting month were:
 - Excavation and laying of drainage pipe and manhole;
 - Construction of tunnel box structure;
 - Excavation and ELS construction.

Breaches of the Action and Limit Levels

- iii. No Action / Limit Level exceedance was recorded for 24-hr TSP and construction noise at KTD1a, KTD2b and KER1b in the reporting month.

Complaint, Notification of Summons and Successful Prosecution

- iv. No environmental complaint, notification of summons and successful prosecution were received in the reporting month.

Reporting Changes

- v. There was no reporting change in the reporting month.

Future Key Issues

- vi. The key issues to be considered in the coming reporting month include:

Potential environmental impacts arising from the above construction activities are mainly associated with construction dust, construction noise, water quality, waste management and landscape and visual impact.



1. INTRODUCTION

1.1 Background

1.1.1 The Kai Tak Development is located in the south-eastern part of Kowloon Peninsula of the HKSAR, comprising the apron and runway areas of the former Kai Tak Airport and existing waterfront areas at To Kwa Wan, Ma Tau Kok, Kowloon Bay, Kwun Tong and Cha Kwo Ling.

1.1.2 Contract No. KL/2014/03 is the works package to construct an approximately 420m long supporting underground structure (SUS) underneath Shing Cheong Road and Cheung Yip Street. The EM&A programme under this Contract is governed by three EPs (EP-337/2009, EP-339/2009/A and EP-451/2013) and two EM&A Manuals (AEIAR-130/2009 and AEIAR-174/2013). The Works to be executed under this Contract and corresponding EPs include but not be limited to the following main items:

EP-451/2013 – Trunk Road T2

(i) Construction of approximately 420m long supporting underground structure (SUS) including diaphragm walls, barrettes, piled foundation, top and bottom slabs, end wall and adits underneath Shing Cheong Road and Cheung Yip Street;

EP-337/2009 – New Distributor Roads Serving the Planned Kai Tak Development

(ii) Widening and re-alignment of Cheung Yip Street of approximately 330m long and associated footpaths;

(iii) Demolition, reconstruction and widening of Shing Cheong Road of approximately 410m long and associated footpaths;

(iv) Construction of drainage outfall and modification of existing seawall;

(v) Construction of ancillary works including surface drainage, sewerage, water, fire fighting, street lighting, street furniture, road marking, road signage, utilities and services, irrigation and landscape works.

EP-339/2009/A – Decommissioning of the Remaining Parts (Ex-GFS Building, Radar Station and Hong Kong Aviation Club) of the former Kai Tak Airport

(vi) Demolition of RADAR Tower and guard house;

Other works not covered by any EP

(vii) Construction of two subways between Phase II of New Acute Hospital (Site A) and Hong Kong Children's Hospital (Site C), and between Phase I of New Acute Hospital (Site B) and Site C;

(viii) Construction of District Cooling System (DCS) along Cheung Yip Street and Shing Cheong Road

1.1.3 The location and boundary of the site is shown in **Figure 1**.

1.1.4 This Monthly EM&A report is required under EP-337/2009 Condition 3.3, EP-339/2009/A Condition 3.3 and EP-451/2013 Condition 3.4. It is to report the results and findings of the EM&A programme required in the EM&A Manuals.

1.1.5 This is the thirty first monthly EM&A Report which summarize the impact monitoring results and audit findings for the Project within the period between 1 September 2018 and 30 September 2018.



1.2 Project Organization

1.2.1 The project proponent was the Civil Engineering and Development Department, HKSAR (CEDD). Hyder Meinhardt Joint Venture (HMJV) was commissioned by CEDD as the Engineer for the Project. Ramboll Hong Kong Limited was commissioned as the Independent Environmental Checker (IEC). China Road and Bridge Corporation (Hong Kong) (CRBC) was appointed as the main contractor for the construction works under the contract KL/2014/03. Fugro Technical Services Limited (FTS) was appointed as the Environmental Team (ET) by CEDD to implement the EM&A programme for the Project.

1.2.2 The organization structure is shown in **Appendix B**. The key personnel contact names and numbers for the Project are summarized in **Table 1.1**.

Table 1.1 Contact Information of Key Personnel

| Party | Position | Name | Telephone | Fax |
|----------------------------------|-----------------------------------|--------------------------|-----------|-----------|
| Project Proponent (CEDD) | Co-ordinator | Ms. Amy Chu | 3106 3172 | 2369 4980 |
| Engineer's Representative (HMJV) | Chief Resident Engineer | Mr. W. K., Chris Wong | 3742 3803 | 3742 3899 |
| IEC (Ramboll Hong Kong Limited) | Independent Environmental Checker | Mr. F. C. Tsang | 3465 2851 | 3465 2899 |
| Main Contractor (CRBC) | Site Agent | Mr. Yau Kwok Kiu, Dickey | 5699 4503 | 2283 1689 |
| | Environmental Officer | Mr. Calvin So | 9724 6254 | 2283 1689 |
| ET (FTS) | Environmental Team Leader | Mr. Colin Yung | 3565 4114 | 3565 4160 |

1.3 Construction Programme and Activities

1.3.1 The construction of the Project commenced in February 2016 and is expected to complete in 2020. The construction programme is shown in **Appendix A**.

1.3.2 A summary of the major construction activities undertaken in the reporting month were:

- Excavation and laying of drainage pipe and manhole;
- Construction of tunnel box structure;
- Excavation and ELS construction.

1.4 Inter-relationship with the environmental protection/ mitigation measures with the construction programme

1.4.1 According to the construction activities in the construction programme mentioned in Section 1.3.2, the following environmental protection/ mitigation measures including Air Quality Impact, Construction Noise Impact, Water Quality Impact, Chemical and Waste Management, Landscape and Visual Impact shall be implemented:



- Sufficient watering of the works site with the active dust emitting activities;
- Limitation of the speed for vehicles on unpaved site roads;
- Properly cover or enclosure of the stockpiles and dusty materials;
- Good site practices on loading dusty materials;
- Providing sufficient vehicles washing facilities at every vehicle exit point;
- Good maintenance to the plant and equipment;
- Use of quieter plant and Quality Powered Mechanical Equipment (QPME);
- Use of acoustic fabric and noise barrier;
- Using the approved Non-road Mobile Machineries (NRMMs);
- Proper storage and handling of chemical;
- Appropriate desilting, oil interceptors or sedimentation devices provided on site for treatment before discharge;
- Onsite waste sorting and implementation of trip ticket system;
- Training of the site personnel in proper waste management and chemical waste handling procedures;
- Proper storage of the construction materials;
- Erection of decorative screen hoarding;
- Strictly following the Environmental Permits and Licenses;
- Provide sufficient mitigation measures as recommended in Approved EIA Reports

1.5 Status of Environmental Licences, Notifications and Permits

1.5.1 A summary of the relevant environmental licenses, permits and/or notifications on environmental protection for this Contract is presented in **Table 1.2**.

Table 1.2 Relevant Environmental Licenses, Permits and/or Notifications

| Environmental License / Permit / Notification | Reference Number | Valid From | Valid Till |
|---|---|--|--|
| Environmental Permit | EP-337/2009 EP-339/2009/A EP-451/2013 | 23 April 2009 18 June 2009 19 September 2013 | Not Applicable Not Applicable Not Applicable |
| Notification pursuant to Air Pollution (Construction Dust) Regulation | 395601 | 4 December 2015 | Not Applicable |
| Billing Account for Waste Disposal | A/C No.: 7023814 | 22 December 2015 | Not Applicable |
| Billing Account for Waste Disposal (Vessel) | A/C No.: 7027469 | 9 August 2018 | 18 November 2018 |
| Construction Noise Permit | GW-RE0395-18 | 5 June 2018 | 4 December 2018 |
| Construction Noise Permit | GW-RE0489-18 | 14 July 2018 | 11 January 2019 |
| Wastewater Discharge License | WT00023125-2015 | 6 January 2016 | 31 January 2021 |
| Chemical Waste Producer License | 5213-247-C1232-12 | 23 November 2015 | Not Applicable |



2. AIR QUALITY

2.1 Monitoring Requirement

In accordance with the approved EM&A Manuals, 24-hour Total Suspended Particulates (TSP) level at the designated air quality monitoring station is required. Impact 24-hour TSP monitoring should be carried out at least once every 6 days. In case of complaints, 1-hour TSP monitoring should be carried out at least 3 times per 6 days when the highest dust impacts are likely to occur. The Action and Limit Levels of the air quality monitoring are given in **Appendix C**.

2.2 Monitoring Equipment

The 24-hour TSP air quality monitoring was performed using High Volume Air Samplers (HVS) located at each of the designated monitoring station. Portable TSP Monitors would be used in case of complaints for 1-hour TSP monitoring.

Table 2.1 summarizes the equipment used in air quality monitoring.

Table 2.1 Air Quality Monitoring Equipment

| Item | Location | Brand | Model | Equipment | Serial Number |
|------|----------|---------|---------------|------------------------------|---------------|
| 1 | KER1b | Tisch | TE-5170 (TSP) | High Volume Sampler | |
| | | | TE-300-310X | - Mass Flow Controller | 2037 |
| | | | TE-5005X | - Blower Motor Assembly | 3482 |
| | | | TE-5007X | - Mechanical Timer | 4488 |
| | | | TE-5009X | - Continuous Flow Recorder | 4371 |
| 2 | KTD1a | Tisch | TE-5170 (TSP) | High Volume Sampler | |
| | | | TE-300-310X | - Mass Flow Controller | 2524 |
| | | | TE-5005X | - Blower Motor Assembly | 4037 |
| | | | TE-5007X | - Mechanical Timer | 5160 |
| | | | TE-5009X | - Continuous Flow Recorder | 4377 |
| 3 | KTD2b | Tisch | TE-5170 (TSP) | High Volume Sampler | |
| | | | TE-300-310X | - Mass Flow Controller | 2618 |
| | | | TE-5005X | - Blower Motor Assembly | 3838 |
| | | | G3031 | - Mechanical Timer | 2251 |
| | | | G1051 | - Continuous Flow Recorder | 2307 |
| 4 | | Tisch | TE-5025A | HVS Sampler Calibrator | 438320/2456 |
| 5 | | *Sibata | Model LD-3B | Sibata Portable TSP Monitors | NA |

Note:

No complaint of air quality was received. Therefore, no impact 1-hour TSP monitoring was conducted.

2.3 Monitoring Methodology

2.3.1 24-hour TSP air quality monitoring

HVS Installation

The following guidelines were adopted during the installation of HVS:

- Sufficient support is provided to secure the samplers against gusty wind.
- No two samplers are placed less than 2 meters apart.



- The distance between the sampler and an obstacle, such as buildings, is at least twice the height that the obstacle protrudes above the sampler.
- A minimum of 2 meters of separation from walls, parapets and penthouses is required for rooftop samples.
- A minimum of 2 meters separation from any supporting structure, measured horizontally is required.
- No furnaces or incineration flues are nearby.
- Airflow around the samplers is unrestricted.
- The samplers are more than 20 meters from the drip line.
- Any wire fence and gate, to protect the sampler, should not cause any obstruction during monitoring.

Filters Preparation

Fiberglass filters (provided by the HOKLAS accredited laboratory) shall be used (Note: these filters have a collection efficiency of larger than 99% for particles of 0.3 μm diameter). A HOKLAS accredited laboratory (ALS Technichem (HK) Pty Ltd.) is responsible for the preparation of 24-hr conditioned and pre-weighed filter papers for monitoring team.

All filters are equilibrated in the conditioning environment for 24 hours before weighing. The conditioning environment temperature is around 25°C and not variable by more than $\pm 3^\circ\text{C}$; the relative humidity (RH) is < 50% and not variable by more than $\pm 5\%$. A convenient working RH is 40%.

Operating / Analytical Procedures

Operating / analytical procedures for the air quality monitoring are highlighted as follows:

- Prior to the commencement of the dust sampling, the flow rate of the HVS are properly set (between 0.6 m^3/min and 1.7 m^3/min) in accordance with the EM&A manual. The flow rate shall be indicated on the flow rate chart.
- The power supply shall be checked to ensure the samplers worked properly.
- On sampling, the samplers shall be operated for 5 minutes to establish thermal equilibrium before placing any filter media at the designated air quality monitoring station.
- The filter holding frame is then removed by loosening the four nuts and carefully a weighted and conditioned filter is centered with the stamped number upwards, on a supporting screen.
- The filter shall be aligned on the screen so that the gasket formed an airtight seal on the outer edges of the filter. Then the filter holding frame is tightened to the filter holder with swing bolts. The applied pressure should be sufficient to avoid air leakage at the edges.
- The shelter lid shall be closed and secured with the aluminum strip.
- The timer is then programmed. Information shall be recorded on the record sheet, which included the starting time, the weather condition and the filter number (the initial weight of the filter paper can be found out by using the filter number).
- After sampling, the filter shall be removed and sent to laboratory for weighing. The elapsed time is also recorded.
- Before weighing, all filters are equilibrated in a conditioning environment for 24 hours. The conditioning environment temperature should be between 25°C and 30°C and not vary by more than $\pm 3^\circ\text{C}$; the relative humidity (RH) should be < 50% and not vary by more than $\pm 5\%$. A convenient working RH is 40%. Weighing results are returned to MCL for further analysis of TSP concentrations collected by each filter.

2.3.2 1-hour TSP air quality monitoring

Operating / Analytical Procedures

The measuring procedures of the 1-hr dust meter are in accordance with the Manufacturer's instruction Manual as follows:

- Pull up the air sampling inlet cover
- Change the Mode 0 to BG once
- Push Start/Stop switch once
- Turn the knob to SENSI.ADJ and press it
- Push Start/Stop switch once
- Return the knob to the position MEASURE slowly
- Push the timer set switch to set measuring time
- Remove the cap and make a measurement

2.4 Maintenance / Calibration

2.4.1 24-hour TSP air quality monitoring

The following maintenance / calibration are required for the HVS:

- The high volume motors and their accessories are properly maintained. Appropriate maintenance such as routine motor brushes replacement and electrical wiring checking are made to ensure that the equipments and necessary power supply are in good working condition.
- All HVS shall be calibrated (five point calibration) using Calibration Kit upon installation and thereafter in every 3 months.
- A copy of the calibration certificates for the HVS and calibrator are provided in **Appendix D**.

2.4.2 1-hour TSP air quality monitoring

The portable TSP monitor should be calibrated at 1 year intervals

2.5 Monitoring Locations

2.5.1 According to the EM&A Manual, three air quality monitoring locations, namely KTD1, KTD2 and KER1, are covered by this Contract within the South Apron Area of Former Kai Tak Airport. The other two air quality monitoring locations, which are identified in Cha Kwo Ling area, are farther than 500m away from the site boundary and thus not covered by this Contract. The monitoring works in Cha Kwo Ling area are covered by other Contract(s) respectively.

2.5.2 According to the approved alternative baseline air quality and noise monitoring locations (EPD reference: EP2/K19/A/21 Pt.5), the original monitoring locations (KTD1, KTD2 and KER1) are proposed to be replaced by alternative monitoring locations (KTD1a, KTD2a and KER1a) for air quality monitoring.

2.5.3 According to the approved relocation of monitoring location KER1a (EPD reference: EP2/K19/A/21 Pt.5), the monitoring location KER1a are proposed to be relocated by alternative monitoring locations KER1b for air quality monitoring.



2.5.4 According to the approved relocation of monitoring location KTD2a (EPD reference: EP2/K19/A/21 Pt.6), the monitoring location KTD2a are proposed to be relocated by alternative monitoring locations KTD2b for air quality monitoring.

2.5.5 The most updated locations are summarized in **Table 2.2** and shown in **Figure 2**.

Table 2.2 Location of Air Quality Monitoring Station

| Monitoring Station | Location |
|--------------------|---|
| KTD1a | Centre of Excellence in Paediatrics (Children's Hospital) |
| KTD2b | G/IC Zone next to Kwun Tong Bypass (Next to the site of the New Acute Hospital) |
| KER1b | Site Boundary at Cheung Yip Street |

2.6 Results and Observations

2.6.1 The schedule of air quality monitoring in reporting month is provided in **Appendix E**.

2.6.2 No Action / Limit Level exceedance was recorded for 24-hr TSP at KTD1a, KTD2b and KER1b in the reporting month.

2.6.3 No complaint of air quality was received. Therefore, no impact 1-hour TSP monitoring was conducted in the reporting month.

2.6.4 During the reporting month, major dust sources including loading and unloading of C&D wastes, vehicles movement were observed in the site. Non-project related construction activities at the nearby construction site and road traffic along Shing Cheong Road, Cheung Yip Street and the Kwun Tong By-pass were observed. The above factors may affect the monitoring results.

2.6.5 The weather conditions during the monitoring are provided in **Appendix K**.

2.6.6 The monitoring data of 24-hr TSP are summarized in **Table 2.3**. Detailed monitoring data are presented in **Appendix F**.

Table 2.3 Summary of 24-hr TSP Monitoring Results

| Parameter | Monitoring Station | Average ($\mu\text{g}/\text{m}^3$) | Range ($\mu\text{g}/\text{m}^3$) | Action Level ($\mu\text{g}/\text{m}^3$) | Limit Level ($\mu\text{g}/\text{m}^3$) |
|---------------------------------------|--------------------|--------------------------------------|------------------------------------|---|--|
| 24-hr TSP in $\mu\text{g}/\text{m}^3$ | KTD1a | 46 | 26 - 68 | 177 | 260 |
| | KTD2b | 51 | 39 - 61 | 157 | |
| | KER1b | 62 | 51 - 71 | 172 | |

2.6.7 The Event and Action Plan for air quality is given in **Appendix H**.

2.7 Comparison of 24-hr TSP Monitoring Results with EIA Predictions

2.7.1 The monitoring data of 24-hr TSP was compared with the EIA predictions as summarized in **Table 2.4**.

**Table 2.4 Comparison of 24-hr TSP data with EIA predictions**

| Monitoring Station | Receiver Reference | Predicted Maximum 24-hour TSP Concentration ($\mu\text{g}/\text{m}^3$) | 24-hour TSP concentration in September 2018 ($\mu\text{g}/\text{m}^3$) | Average 24-hour TSP concentration in September 2018 ($\mu\text{g}/\text{m}^3$) |
|--------------------|--------------------|--|--|--|
| KTD1a | KTD3 | 126 | 26 - 68 | 46 |
| KTD2b | - | - | 39 - 61 | 51 |
| KER1b | KTD6 | 169 | 51 - 71 | 62 |

Note:

For KTD2b, there was no receiver reference in the EIA report, EIAR-174/2013.

Predicted Maximum TSP Concentration extracted from Table 4.14 of EIA Report, EIAR-174/2013.

- 2.7.2 The 24-hour TSP monitoring results at KTD1a, KTD2b and KER1b were below the Predicted Maximum 24-hr TSP concentration in the approved Environmental Impact Assessment (EIA) Report and no Action / Limit Level exceedance was recorded in the reporting period.



3. NOISE

3.1 Monitoring Requirement

3.1.1 In accordance with the approved EM&A Manuals, Leq (30min) monitoring is conducted for at least once a week during the construction phase between 0700 and 1900 on normal weekdays at the designated monitoring locations.

3.2 Monitoring Equipment

3.2.1 The sound level meter used in noise monitoring will comply with the International Electrotechnical Commission Publication (IEC) 651:1979 (Type 1) and 804:1985 (Type 1) specifications as referred to in the Technical Memorandum issued under the Noise Control Ordinance (NCO).

3.2.2 Sound level calibrator will be used for the on-site calibration of the meter. This calibrator complies with the IEC Publication 942 (1988) Class 1 and ANSI S1.40 - 1984. Noise measurements were only accepted to be valid if the calibration levels from before and after the measurement agree to within 1.0dB.

3.2.3 Measurements shall be recorded to the nearest 0.1dB. Sound level meters are programmed to measure A-weighted equivalent continuous sound pressure level at 30-minute intervals between 0700 and 1900 on normal weekdays at least once a week when construction activities are underway.

Table 3.1 summarizes the noise monitoring equipment model being used for this project.

Table 3.1 Noise Monitoring Equipment

| Item | Brand | Model | Equipment | Serial Number |
|------|----------|----------------|-------------------------------|---------------|
| 1 | Casella | CEL-63X Series | Integrating Sound Level Meter | 3148029 |
| 2 | Casella | CL63X Series | Integrating Sound Level Meter | 1057055 |
| 3 | Casella | CEL63X Series | Integrating Sound Level Meter | 0873599 |
| 4 | Casella | CEL-120/1 | Calibrator | 5230742 |
| 5 | Casella | CEL-120/1 | Calibrator | 5230758 |
| 6 | Benetech | GM816 | Wind Speed Anemometer | 13372555 |

3.3 Monitoring Parameters and Frequency

Table 3.2 presents the noise monitoring parameters and frequencies.

Table 3.2 Monitoring Parameters and Frequencies of Noise Monitoring

| Parameter | Frequency and Period |
|--|---|
| LAeq (30min) L10 and L90 will be recorded for reference | At each station at 0700-1900 hours on normal weekdays at a frequency of once a week |

3.4 Monitoring Methodology

3.4.1 The monitoring procedures are as follows:

- The monitoring station is set at a point 1m from the exterior of the sensitive receivers building façade and set at a position 1.2m above the ground.
- The battery condition is checked to ensure good functioning of the meter.
- Parameters such as frequency weighting, the time weighting and the measurement time are set as follows:
 - frequency weighting : A
 - time weighting : Fast
 - measurement time : Weekly 30 minutes between 0700-1900 on normal weekdays
- Prior to and after noise measurement, the meter shall be calibrated using the calibrator for 94.0 dB at 1000 Hz. If the difference in the calibration level before and after measurement is more than 1.0 dB, the measurement will be considered invalid and repeat of noise measurement is required after re-calibration or repair of the equipment.
- Noise monitoring should be cancelled in the presence of fog, rain, and wind with a steady speed exceeding 5 m/s, or wind with gusts exceeding 10 m/s.
- Noise measurement should be paused during periods of high intrusive noise if possible and observation shall be recorded when intrusive noise is not avoided.
- At the end of the monitoring period, the Leq, L10 and L90 are recorded. In addition, site conditions and noise sources are recorded on a standard record sheet.

3.5 Maintenance / Calibration

3.5.1 Maintenance and Calibration procedures are as follows:

- The microphone head of the sound level meter and calibrator should be cleaned with a soft cloth at quarterly intervals.
- The sound level meter and calibrator should be calibrated annually by a HOKLAS laboratory.
- Relevant calibration certificates are provided in **Appendix D**.

3.6 Monitoring Locations

3.6.1 According to the EM&A Manual, three noise monitoring locations, namely KTD1, KTD2 and KER1, are covered by this Contract within the South Apron Area of Former Kai Tak Airport. The other two noise quality monitoring locations, which are identified in Cha Kwo Ling area, are farther than 300m away from the site boundary and thus not covered by this Contract. The monitoring works in Cha Kwo Ling area are covered by other Contract(s) respectively.

3.6.2 According to the approved alternative baseline air quality and noise monitoring locations (EPD reference: EP2/K19/A/21 Pt.5), the original monitoring locations (KTD1, KTD2 and KER1) are proposed to be replaced by alternative monitoring locations (KTD1a, KTD2a and KER1a) for noise monitoring.

3.6.3 According to the approved relocation of monitoring location KER1a (EPD reference: EP2/K19/A/21 Pt.5), the monitoring location KER1a are proposed to be relocated by alternative monitoring locations KER1b for noise monitoring.



3.6.4 According to the approved relocation of monitoring location KTD2a (EPD reference: EP2/K19/A/21 Pt.6), the monitoring location KTD2a are proposed to be relocated by alternative monitoring locations KTD2b for noise monitoring.

3.6.5 The most updated locations are summarized in **Table 3.3** and shown in **Figure 2**.

Table 3.3 Location of Noise Monitoring Station

| Monitoring Station | Location |
|--------------------|---|
| KTD1a | Centre of Excellence in Paediatrics (Children's Hospital) |
| KTD2b | G/IC Zone next to Kwun Tong Bypass (Next to the site of the New Acute Hospital) |
| KER1b | Site Boundary at Cheung Yip Street |

3.7 Results and Observations

3.7.1 The schedule of noise monitoring in reporting month is provided in **Appendix E**.

3.7.2 During the monitoring month, at KTD1a, non-project related construction activities at the nearby construction site and road traffic along Shing Cheong Road were observed in the surroundings. At KTD2b, road traffic along the Kwun Tong By-pass was observed. At KER1b, road traffic along Cheung Yip Street was observed. Major noise sources including noise emission from plant & PME and some other construction activities, travel of vehicles, loading and unloading of C&D waste were observed in the site. The above factors may affect the monitoring results.

3.7.3 No raining and wind with speed over 5 m/s was observed during noise monitoring according to the onsite observation. The weather conditions during the monitoring month are provided in **Appendix K**.

3.7.4 The noise monitoring data are summarized in **Table 3.4**. Detailed monitoring data are presented in **Appendix G**.

Table 3.4 Summary of Noise Impact Monitoring Results

| Time Period | Leq (30min) dB(A) (Range) | | | Action Level | Limit Level |
|----------------------------------|------------------------------|---------|---------|---|-------------|
| | Noise Monitoring Stations | | | | |
| | KTD1a | KTD2b | KER1b | | |
| 0700-1900 hrs on normal weekdays | 69 - 72 | 59 - 63 | 66 - 70 | When one documented complaint is received | 75 dB(A) |

Note:

KTD1a: Façade Measurement

KTD2b & KER1b: Free-field measurement (+3dB(A) correction has been applied)

3.7.5 No Action / Limit Level exceedance of location KTD1a, KTD2b and KER1b was recorded for construction noise in the reporting month.

3.7.6 The Action and Limit Levels for noise impact monitoring have been set and are presented in **Appendix C**.

3.7.7 The Event and Action Plan for noise is given in **Appendix H**.

3.8 Comparison of Noise Monitoring Results with EIA Predictions

3.8.1 The noise monitoring data was compared with the EIA predictions as summarized in **Table 3.5**.

Table 3.5 Comparison of Noise Monitoring data with EIA predictions

| Monitoring Station | Receiver Reference | Maximum Predicted Mitigated Construction Noise Level, dB(A) | Maximum Leq _(30min) dB(A) In September 2018 |
|--------------------|--------------------|---|--|
| KTD1a | KTD1 | 74 | 72 |
| KTD2b | KTD2 | 75 | 63 |
| KER1b | KER1 | 75 | 70 |

Note:

Maximum Predicted Mitigated Construction Noise Level extracted from Table 5.13 of EIA Report, EIAR-174/2013.

3.8.2 The impact noise monitoring results of location KTD1a, KTD2b and KER1b in the reporting month did not exceed the Maximum Predicted Mitigated Construction Noise Level in the approved Environmental Impact Assessment (EIA) Report and no Action / Limit Level exceedance was recorded in the reporting period.



4. LANDSCAPE AND VISUAL

4.1 Audit Requirements

4.1.1 As per the Trunk Road T2 EM&A Manual, the landscape and visual mitigation measures during the construction phase shall be audited by a Registered Landscape Architect, as a member of the Environmental Team, at least once every two weeks to ensure compliance with the intended aims of the measures.

4.1.2 According to the Kai Tak Development EM&A Manual, measures to mitigate landscape and visual impacts during construction should be checked to ensure compliance with the intended aims of the measures. The progress of the engineering works shall be regularly reviewed onsite to identify the earliest practical opportunities for the landscape works to be undertaken. The ET shall report on the Contractor's compliance on a weekly basis.

4.2 Results and Observations

4.2.1 To monitor and audit the implementation of landscape and visual mitigation measures, four weekly Landscape and Visual Site audits were carried out on 5, 12, 19 and 26 September 2018 and two of them 12 and 26 September 2018 were carried out by a Registered Landscape Architect. The weekly Landscape and Visual Impact reports were counter-signed by IEC as according to the requirement of EM&A Manual (AEIAR-130/2009).

4.2.2 Should non-compliance of the landscape and visual impact occur, action in accordance to the event action plan presented in **Appendix H** shall be carried out.



5. WASTE MANAGEMENT

5.1 Audit Requirements

5.1.1 The effective management of waste arising during the construction phase will be monitored through the site audit programme. Regular audits and site inspections should be carried out to ensure that the recommended good site practices and other mitigation measures are implemented by the Contractor.

5.1.2 The audit should look at all aspects of on-site waste management practices including the waste generation, storage, recycling, transport and disposal. The aims of waste audit are:

- to ensure the waste arising from the works are handled, stored, collected, transferred and disposed of in an environmentally acceptable manner;
- verify the implementation status and evaluate the effectiveness of the mitigation measures; and
- to encourage the reuse and recycling of material.

5.2 Results and Observations

5.2.1 C&D materials and wastes sorting were carried out on site. Receptacles were available for C&D wastes and general refuse collection.

5.2.2 The amount of wastes generated by the site activities in the reporting month is shown in **Appendix I**.



6. SITE INSPECTION

6.1 Site Inspection

- 6.1.1 Site inspections were carried out weekly to monitor the implementation of proper environmental pollution control and mitigation measures for the Project. A summary of the mitigation measures implementation schedule is provided in **Appendix J**.
- 6.1.2 In the reporting month, four site inspections were carried out on 5, 12, 19 and 26 September 2018. Two of them, held on 5 and 19 September 2018 was the joint inspections with the IEC, ER, the Contractor and the ET.
- 6.1.3 No outstanding issues were reported during the reporting month. Details of observations recorded during the site inspections are summarized in **Appendix M**.
- 6.1.4 All the follow-up actions requested by Contractor's ET and IEC during the site inspections were undertaken as reported by the Contractor and confirmed in the following weekly site inspection conducted during the reporting month.

FUGRO TECHNICAL SERVICES LIMITED

Fugro Development Centre,
5 Lok Yi Street, Tai Lam,
Tuen Mun, N.T.,
Hong Kong.

Tel : +852 2450 8233
Fax : +852 2450 6138
E-mail : matlab@fugro.com
Website : www.fugro.com



7. ENVIRONMENTAL COMPLAINT AND NON-COMPLIANCE

7.1 Environmental Exceedance

7.1.1 No Action / Limit Level exceedance was recorded for 24-hr TSP and construction noise at KTD1a, KTD2b and KER1b in the reporting month.

7.2 Complaints, Notification of Summons and Prosecution

7.2.1 No environmental complaint, notification of summons and successful prosecution were received in the reporting month.

7.2.2 Cumulative complaint log, summaries of complaints, notification of summons and successful prosecutions are presented in **Appendix L**.



8. IMPLEMENTATION STATUS OF ENVIRONMENTAL MITIGATION MEASURES

8.1 Implementation Status

8.1.1 The Contractor has implemented environmental mitigation measures and requirements as stated in the EIA Reports, the EP and the EM&A Manuals. The implementation status of the mitigation measures during the reporting month is summarized in **Appendix J**. Status of required submission under the EP during the reporting period is summarized in **Table 8.1**.

Table 8.1 Status of Required Submission under Environmental Permit

| EP Condition | Submission | Submission Date |
|----------------------|--|-----------------|
| <u>EP-337/2009</u> | | |
| Condition 2.3 | Management Organization of Main Construction Companies | 18/12/2015 |
| Condition 2.4 | Design Drawing of the Project | 18/12/2015 |
| Condition 2.11 | Landscape Mitigation Plan(s) | 18/12/2015 |
| Condition 3.3 | Monthly EM&A Report (August 2018) | 13/09/2018 |
| <u>EP-339/2009/A</u> | | |
| Condition 2.4 | Management Organization of Main Construction Companies | 18/12/2015 |
| Condition 2.5 | Design Drawing of the Project | 18/12/2015 |
| Condition 3.3 | Monthly EM&A Report (August 2018) | 13/09/2018 |
| <u>EP-451/2013</u> | | |
| Condition 2.3 | Management Organization of Main Construction Companies | 18/12/2015 |
| Condition 2.4 | Design Drawing of the Project | 18/12/2015 |
| Condition 2.5 | Landscape Mitigation Plan(s) | 18/12/2015 |
| Condition 2.10 | Supplementary Contamination Assessment Report | 18/12/2015 |
| Condition 3.3 | Baseline Monitoring Report | 12/02/2016 |
| Condition 3.4 | Monthly EM&A Report (August 2018) | 13/09/2018 |



9. FUTURE KEY ISSUES

9.1 Construction Programme for the Next Two Months

- Installation of sheet pile for drainage works;
- Excavation and laying of drainage pipe and manhole;
- Construction of road base and road pavement;
- Construction of tunnel box structure;
- Construction of socketed H-Pile; and
- Excavation and ELS construction.

9.2 Key Issues for the Coming Month

- 9.2.1 Potential environmental impacts arising from the above construction activities are mainly associated with construction dust, construction noise, water quality, waste management and landscape and visual impact.

9.3 Monitoring Schedules for the Next Three Months

- 9.3.1 The tentative schedules for environmental monitoring in the coming three months are provided in **Appendix E**.

10. CONCLUSIONS

- 10.1.1 24-hour TSP impact monitoring and construction noise monitoring were carried out in the reporting month, no Action / Limit Level exceedance was recorded during the period.
- 10.1.2 No complaint of air quality was received. Therefore, no impact 1-hour TSP monitoring was conducted in the reporting month.
- 10.1.3 Four environmental site inspections were carried out in the reporting month. Recommendations on mitigation measures on water quality, air quality and chemical and waste management and landscape and visual impact were given to the Contractor for remediating the deficiencies identified during the site inspections.
- 10.1.4 Four weekly Landscape and Visual Site audits were carried out on 5, 12, 19 and 26 September 2018 and two of them, 12 and 26 September 2018 were carried out by a Registered Landscape Architect in the reporting month. The weekly Landscape and Visual Impact reports were counter-signed by IEC as according to the requirement of EM&A Manual (AEIAR-130/2009).
- 10.1.5 Referring to the Contractor's information, no environmental complaint, notification of summons and successful prosecution was received in the reporting month.

10.2 Comment and Recommendations

- 10.2.1 The recommended environmental mitigation measures, as proposed in the EIA reports and EM&A Manuals shall be effectively implemented to minimize the potential environmental impacts from the Project. The EM&A programme would effectively monitor the environmental impacts generated from the construction activities and ensure the proper implementation of mitigation measures.
- 10.2.2 According to the environmental audit performed in the reporting month, the following recommendations were made:

Air Quality Impact

- Watering on dusty materials should be carried out regularly for dust suppression.
- The sheeting of stockpile should be check after typhoon weather.

Construction Noise Impact

- No specific observation was identified in the reporting month.

Water Quality Impact

- Sediments inside the sedimentation tank should be removed regularly.

Chemical and Waste Management

- Chemical containers should be placed in drip tray.

Land Contamination

- No specific observation was identified in the reporting month.

Landscape and Visual Impact

- Check and properly cover all stockpiling after typhoon.

FUGRO TECHNICAL SERVICES LIMITED

Fugro Development Centre,
5 Lok Yi Street, Tai Lam,
Tuen Mun, N.T.,
Hong Kong.

Tel : +852 2450 8233
Fax : +852 2450 6138
E-mail : matlab@fugro.com
Website : www.fugro.com



General Condition

- No specific observation was identified in the reporting month.

Permit / Licenses

- No specific observation was identified in the reporting month.

FUGRO TECHNICAL SERVICES LIMITED

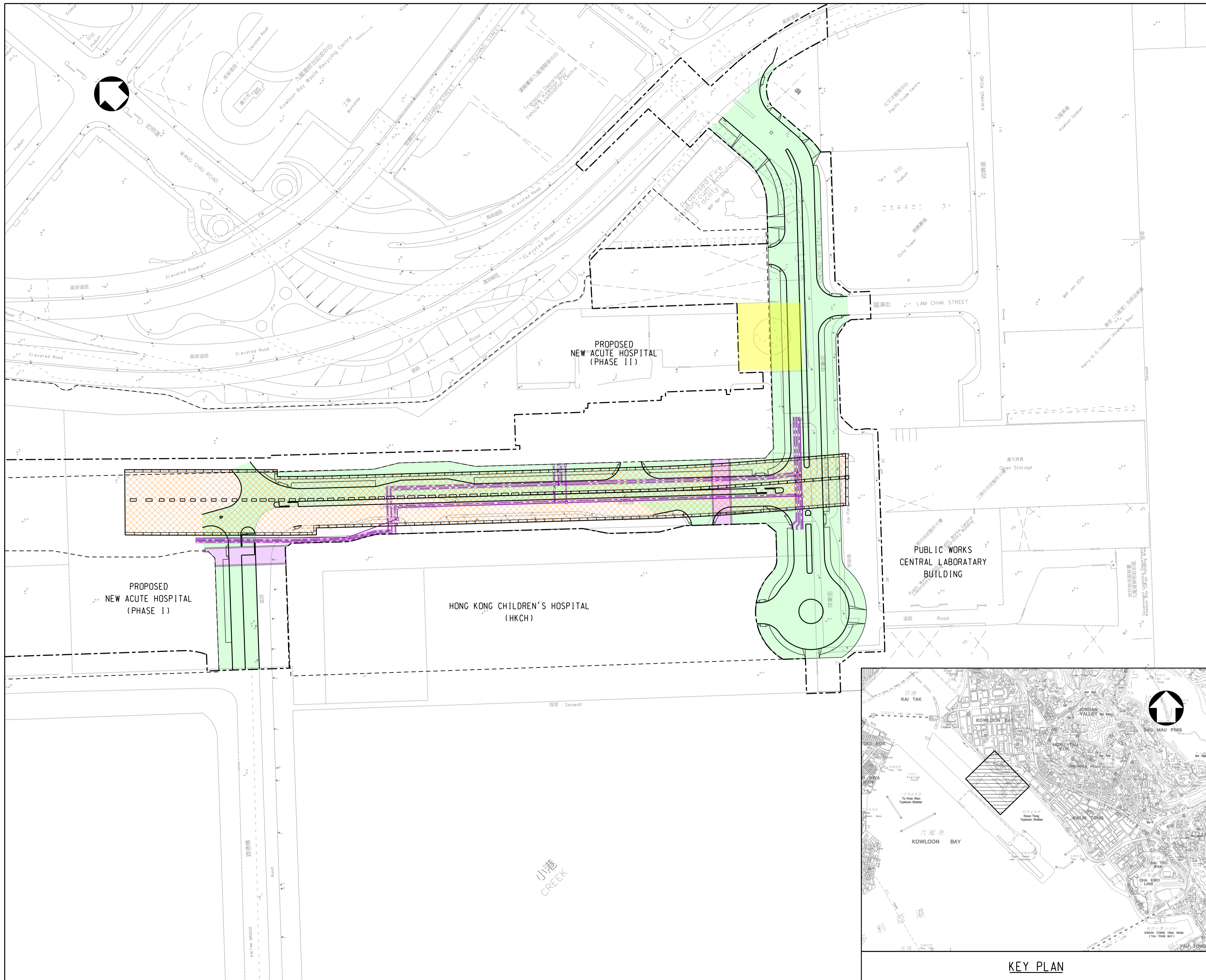
Fugro Development Centre,
5 Lok Yi Street, Tai Lam,
Tuen Mun, N.T.,
Hong Kong.

Tel : +852 2450 8233
Fax : +852 2450 6138
E-mail : matlab@fugro.com
Website : www.fugro.com



Figure 1

Project General Layout



- LEGENDS:**
- SITE BOUNDARY
 - HOSPITAL SITE BOUNDARY
 - PROPOSED SUPPORTING UNDERGROUND STRUCTURE
 - PROPOSED SUBWAYS
 - PROPOSED ROADWORKS
 - PROPOSED DISTRICT COOLING SYSTEM
 - DEMOLITION OF RADAR TOWER

| Rev. | Date | Drawn | Description | Checked | Approved |
|------|------|-------|-------------|---------|----------|
| | | | | | |



CLIENT



土木工程拓展署
Civil Engineering and
Development Department
九龍拓展處
Kowloon Development Office

PROJECT

CONTRACT NO. KL/2014/03
KAI TAK DEVELOPMENT - STAGE 3
INFRASTRUCTURE WORKS FOR
DEVELOPMENTS AT THE SOUTHERN PART OF
THE FORMER RUNWAY

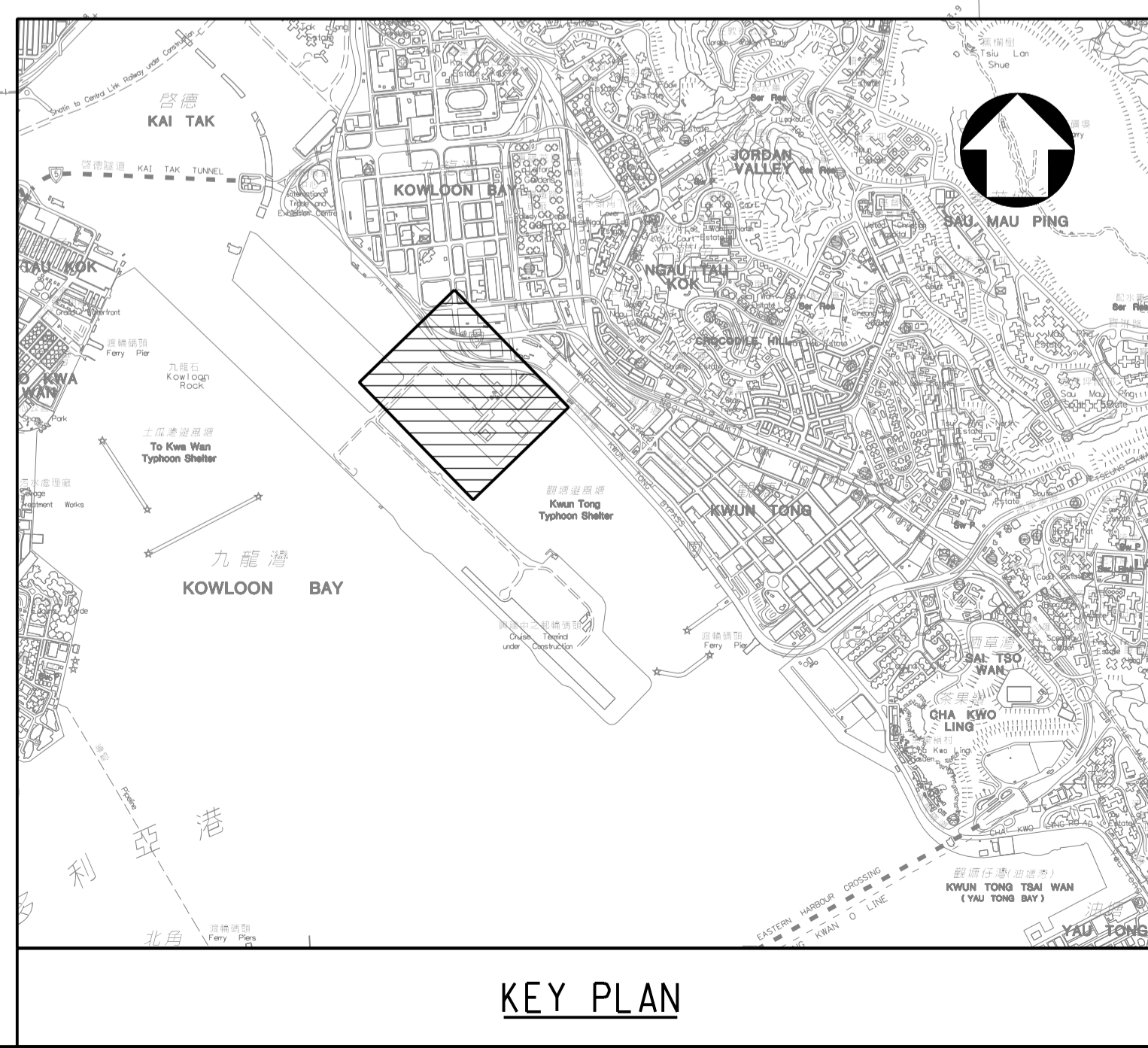
TITLE

GENERAL LAYOUT PLAN

| | | | |
|-------------|--------|--------------|--|
| DESIGNED | | ENG. CHECK | |
| DRAWN | | COORDINATION | |
| DWG. CHECK | | APPROVED | |
| SCALE AT A1 | STATUS | REV | |
| 1 : 1000 | | A | |

Drawing No. **FIGURE 1.0**

© Copyright reserved



KEY PLAN

PRINTED BY: kitchan 18/2/2015 13:00:43
 FILENAME: K:\91164 Trunk Road T2\Tender Drawing (Contract I)\Figure 1.dgn

FUGRO TECHNICAL SERVICES LIMITED

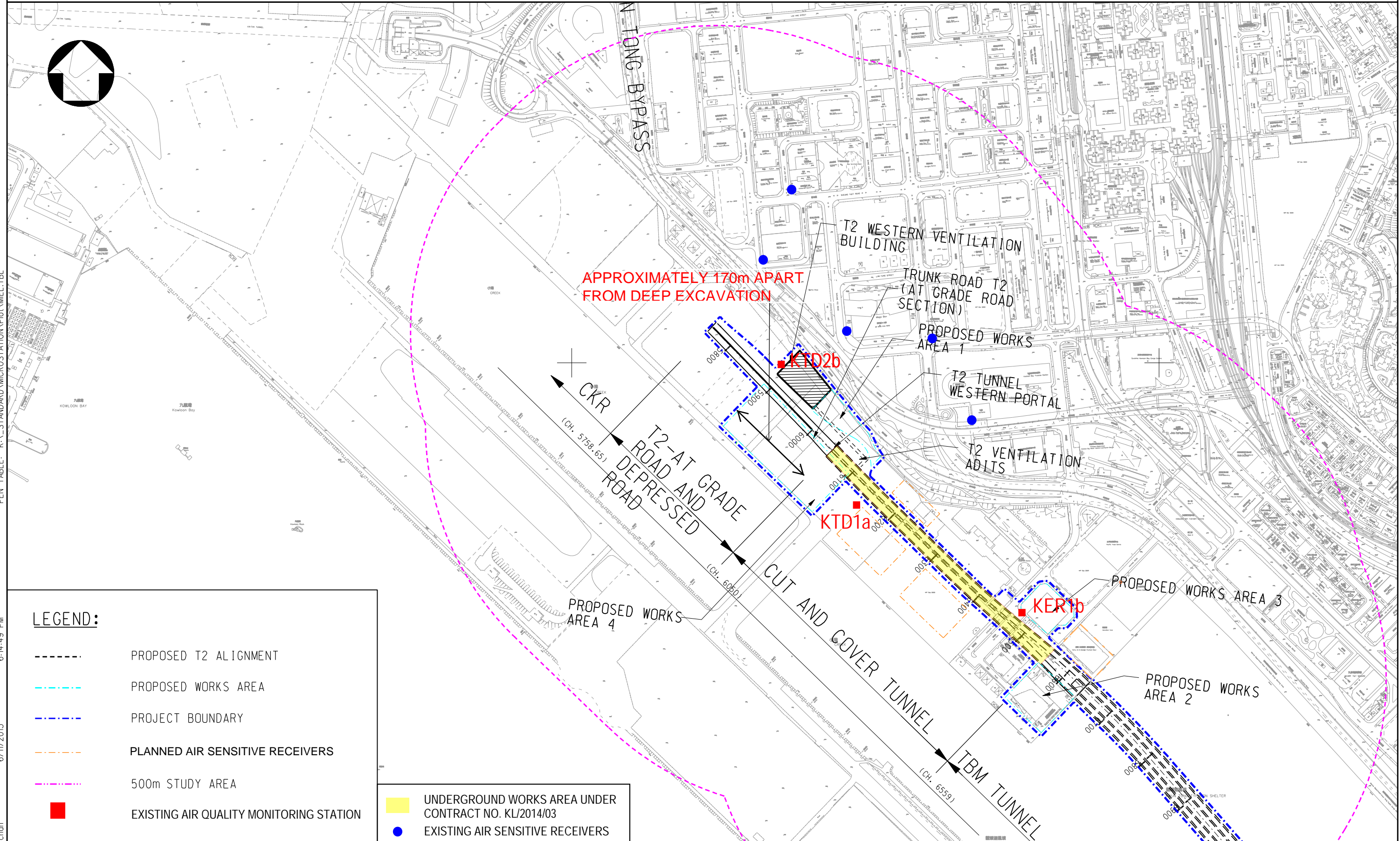
Fugro Development Centre,
5 Lok Yi Street, Tai Lam,
Tuen Mun, N.T.,
Hong Kong.

Tel : +852 2450 8233
Fax : +852 2450 6138
E-mail : matlab@fugro.com
Website : www.fugro.com



Figure 2

Air and Noise Monitoring Locations



LEGEND:

- - - - PROPOSED T2 ALIGNMENT
- - - - PROPOSED WORKS AREA
- - - - PROJECT BOUNDARY
- - - - PLANNED AIR SENSITIVE RECEIVERS
- - - - 500m STUDY AREA
- EXISTING AIR QUALITY MONITORING STATION
- UNDERGROUND WORKS AREA UNDER CONTRACT NO. KL/2014/03
- EXISTING AIR SENSITIVE RECEIVERS

Drawing title

IDENTIFIED DUST MONITORING STATIONS AT SOUTH APRON OF FORMER KAI TAK AIRPORT

Original Size

A3

Scale 1 : 6000

Date 30/01/2012

File name

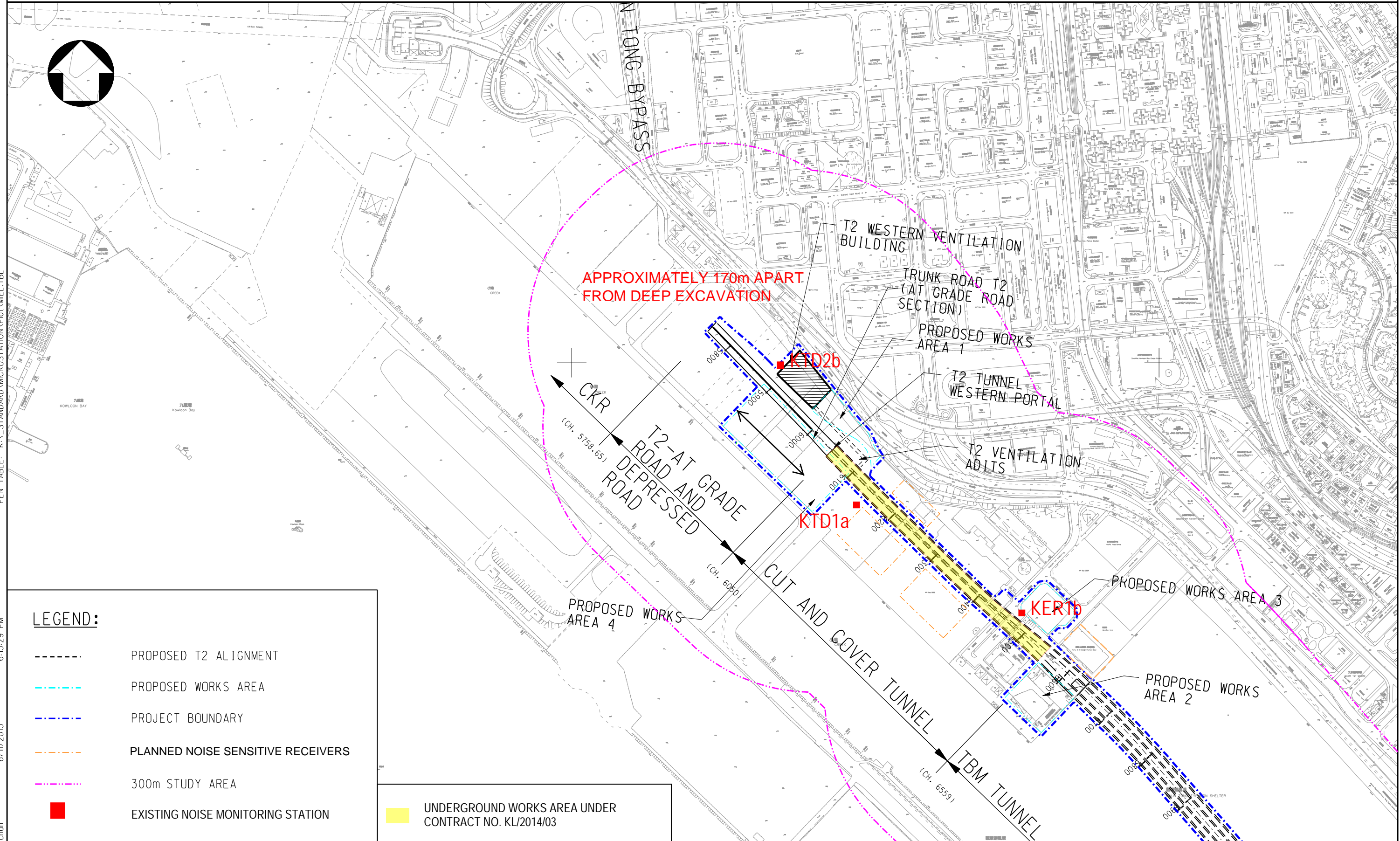
© Copyright reserved

Drawing No.

FIGURE 2.1a(revised)

Rev. --

| Rev. | Description | Date |
|------|-------------|------|
| | | |



LEGEND:

- PROPOSED T2 ALIGNMENT
- PROPOSED WORKS AREA
- PROJECT BOUNDARY
- PLANNED NOISE SENSITIVE RECEIVERS
- 300m STUDY AREA
- EXISTING NOISE MONITORING STATION

UNDERGROUND WORKS AREA UNDER CONTRACT NO. KL/2014/03

Drawing title

IDENTIFIED NOISE MONITORING STATIONS AT SOUTH APRON OF FORMER KAI TAK AIRPORT

Original Size

A3

Scale 1 : 6000

Date 30/01/2012

File name

© Copyright reserved

Drawing No.

FIGURE 2.2 a (revised)

Rev.

--

| Rev. | Description | Date |
|------|-------------|------|
| | | |

FUGRO TECHNICAL SERVICES LIMITED

Fugro Development Centre,
5 Lok Yi Street, Tai Lam,
Tuen Mun, N.T.,
Hong Kong.

Tel : +852 2450 8233
Fax : +852 2450 6138
E-mail : matlab@fugro.com
Website : www.fugro.com



Appendix A

Construction Programme

| Activity ID | Activity Name | Rem Dur | Start | Finish | August | | | | | September | | | | October | | | | November | | | | Index | | | |
|---|---|---------|-------------|------------|--------|----|----|----|----|-----------|----|----|----|---------|----|----|----|----------|----|----|----|-------|----|----|--|
| | | | | | 29 | 05 | 12 | 19 | 26 | 02 | 09 | 16 | 23 | 30 | 07 | 14 | 21 | 28 | 04 | 11 | 18 | | 25 | 02 | |
| SUS updated + SCR for SUS calendar days Zone 3 stage 2 Time Compression delete Section 1 CSR | | | | | | | | | | | | | | | | | | | | | | | | | |
| Project Key Dates | | | | | | | | | | | | | | | | | | | | | | | | | |
| Site Handover Date | | | | | | | | | | | | | | | | | | | | | | | | | |
| K-PK-SHD-1100 | Portion B | 0 | | 31-Aug-18* | | | | | | | | | | | | | | | | | | | | | |
| K-PK-SHD-1200 | Portion B1 | 0 | | 31-Aug-18* | | | | | | | | | | | | | | | | | | | | | |
| K-PK-SHD-1500 | Portion E | 0 | | 31-Aug-18* | | | | | | | | | | | | | | | | | | | | | |
| K-PK-SHD-1600 | Portion F | 0 | | 06-Sep-18* | | | | | | | | | | | | | | | | | | | | | |
| K-PK-SHD-1700 | Portion H | 0 | | 31-Aug-18* | | | | | | | | | | | | | | | | | | | | | |
| K-PK-SHD-2300 | Portion P | 0 | | 31-Aug-18* | | | | | | | | | | | | | | | | | | | | | |
| K-PK-SHD-2500 | Portion R | 0 | | 31-Aug-18* | | | | | | | | | | | | | | | | | | | | | |
| General Submission | | | | | | | | | | | | | | | | | | | | | | | | | |
| Major Temporary Works Design | | | | | | | | | | | | | | | | | | | | | | | | | |
| K-PA-GSP-6840 | ELS design for construction of subway A (Bay 1&5) | 32 | 28-Feb-18 A | 01-Oct-18 | | | | | | | | | | | | | | | | | | | | | |
| K-PA-GSP-7010 | ELS design for construction of DCS - Stage 2 | 35 | 13-Sep-18 | 17-Oct-18 | | | | | | | | | | | | | | | | | | | | | |
| Major Construction Works Method Statement | | | | | | | | | | | | | | | | | | | | | | | | | |
| K-PA-GSP-7455 | Engineer's comments and approval | 8 | 23-Oct-17 A | 07-Sep-18 | | | | | | | | | | | | | | | | | | | | | |
| K-PA-GSP-7460 | Method statement for Construction of subway A (Bay 1&5) | 28 | 31-Aug-18 | 27-Sep-18 | | | | | | | | | | | | | | | | | | | | | |
| K-PA-GSP-7465 | Engineer's comments and approval | 28 | 28-Sep-18 | 25-Oct-18 | | | | | | | | | | | | | | | | | | | | | |
| Temporary Traffic Management | | | | | | | | | | | | | | | | | | | | | | | | | |
| Temp Traffic Arrangement Schemes | | | | | | | | | | | | | | | | | | | | | | | | | |
| K-PA-TTA-8950 | Submission and approval of TTA schemes-TTA stage 4 for re-construction of Shing Cheong Road | 90 | 31-Aug-18 | 28-Nov-18 | | | | | | | | | | | | | | | | | | | | | |
| Implementation of Temporary Traffic Arrangement | | | | | | | | | | | | | | | | | | | | | | | | | |
| K-PA-TTA-4400 | TTA stage 4 - Road diversion for Handover of Portion N | 0 | | 29-Nov-18 | | | | | | | | | | | | | | | | | | | | | |
| Materials Procurement (Major Materials) | | | | | | | | | | | | | | | | | | | | | | | | | |
| Water Works | | | | | | | | | | | | | | | | | | | | | | | | | |
| K-PA-MP-1050 | Manufacturing & delivery to site | 81 | 31-Aug-18 | 19-Nov-18 | | | | | | | | | | | | | | | | | | | | | |
| ELS struct / waling | | | | | | | | | | | | | | | | | | | | | | | | | |
| K-PA-MP-1150 | Manufacturing & delivery to site | 9 | 10-Jun-16 A | 08-Sep-18 | | | | | | | | | | | | | | | | | | | | | |
| Chilled Water Pipes - DCS | | | | | | | | | | | | | | | | | | | | | | | | | |
| K-PA-MP-1350 | Manufacturing & delivery to site | 185 | 06-Feb-17 A | 03-Mar-19 | | | | | | | | | | | | | | | | | | | | | |
| Preliminaries | | | | | | | | | | | | | | | | | | | | | | | | | |

| Activity ID | Activity Name | Rem Dur | Start | Finish | August | | | | | September | | | | | October | | | | | November | | | | |
|---|--|---------|-------------|-----------|--------|----|----|----|----|-----------|----|----|----|----|---------|----|----|----|----|---|----|----|--|--|
| | | | | | 29 | 05 | 12 | 19 | 26 | 02 | 09 | 16 | 23 | 30 | 07 | 14 | 21 | 28 | 04 | 11 | 18 | 25 | | |
| K-DR-PRE-1800 | Submission of time-lapsed photographs and video | 459 | 20-Feb-16 A | 03-Dec-19 | | | | | | | | | | | | | | | | | | | | |
| Barge Loading Facilities | | | | | | | | | | | | | | | | | | | | | | | | |
| K-DR-PRE-1480 | Operation of temporary barging point | 80 | 21-Jun-17 A | 05-Dec-18 | | | | | | | | | | | | | | | | | | | | |
| Instrumentation and Monitoring | | | | | | | | | | | | | | | | | | | | | | | | |
| Tilt Monitoring Tile Plates | | | | | | | | | | | | | | | | | | | | | | | | |
| K-IM-TMT-1000 | Tilt Monitoring near PWCL | 166 | 25-Apr-16 A | 12-Feb-19 | | | | | | | | | | | | | | | | | | | | |
| Section 1 of the Works-Remainder of the Works | | | | | | | | | | | | | | | | | | | | | | | | |
| Roadwork and Drainage Works | | | | | | | | | | | | | | | | | | | | | | | | |
| Road D4-3 (Ching Shung Road) | | | | | | | | | | | | | | | | | | | | | | | | |
| <i>Zone 2 R & D Works (Stage 1) CH410-CH340</i> | | | | | | | | | | | | | | | | | | | | | | | | |
| SCR1000 | SUS | 0 | 06-Sep-18* | | | | | | | ◆ SUS | | | | | | | | | | | | | | |
| SCR1020 | Trim westside Dwall | 0 | | 07-Nov-18 | | | | | | | | | | | | | | | | ◆ Trim westside Dwall | | | | |
| SCR1040 | DN250 sewerage (HKCH - FMH24-1E - FMH24-1G) | 18 | 17-Nov-18* | 07-Dec-18 | | | | | | | | | | | | | | | | | | | | |
| SCR1120 | DN250 sewerage (FMH24-1G - FMH24-1F) | 3 | 07-Nov-18* | 09-Nov-18 | | | | | | | | | | | | | | | | | | | | |
| SCR1130 | DN350x3 Rising main (from Subway B - FMH24-1B) phase 1 near EB Dwall | 6 | 10-Nov-18* | 16-Nov-18 | | | | | | | | | | | | | | | | | | | | |
| SCR1140 | Proposed drainage M112 to M110 (eastbound) | 18 | 10-Nov-18* | 30-Nov-18 | | | | | | | | | | | | | | | | | | | | |
| SCR1150 | Lay fresh watermain (eastbound) | 24 | 17-Nov-18* | 14-Dec-18 | | | | | | | | | | | | | | | | | | | | |
| SCR1210 | Construct and divert temporary footpath | 12 | 17-Nov-18* | 30-Nov-18 | | | | | | | | | | | | | | | | | | | | |
| <i>Shing Fung Road R & D Works (Stage 1)</i> | | | | | | | | | | | | | | | | | | | | | | | | |
| SCR1260 | DCS at Zone 2 Bay 1 (CH20 - CH35) | 62 | 15-Sep-18* | 29-Nov-18 | | | | | | | | | | | | | | | | | | | | |
| <i>Zone 3 R & D Works (Stage 1) CH340 to CH270 - For shifting of gate no. 1</i> | | | | | | | | | | | | | | | | | | | | | | | | |
| SCR1490 | Demolition of Dwall (105mL) for Bay 5 - 7 | 0 | | 18-Oct-18 | | | | | | | | | | | | | | | | ◆ Demolition of Dwall (105mL) for Bay 5 - 7 | | | | |
| SCR1510 | Drainage (westbound) SMH14-9A to SMH14-8 | 12 | 26-Oct-18* | 08-Nov-18 | | | | | | | | | | | | | | | | | | | | |
| SCR1520 | Gully Construction | 6 | 09-Nov-18* | 15-Nov-18 | | | | | | | | | | | | | | | | | | | | |
| SCR1530 | Lay 300mm dia. salt watermain (westbound) | 6 | 16-Nov-18* | 22-Nov-18 | | | | | | | | | | | | | | | | | | | | |
| SCR1540 | Removal of temporary crane platform | 6 | 23-Nov-18* | 29-Nov-18 | | | | | | | | | | | | | | | | | | | | |
| SCR1550 | Proposed drainage M109 to M108 (eastbound) | 18 | 04-Oct-18* | 25-Oct-18 | | | | | | | | | | | | | | | | | | | | |
| SCR1560 | Proposed drainage M109c to M109 (eastbound) | 12 | 26-Oct-18* | 08-Nov-18 | | | | | | | | | | | | | | | | | | | | |
| SCR1570 | Gully Construction | 6 | 09-Nov-18* | 15-Nov-18 | | | | | | | | | | | | | | | | | | | | |
| SCR1580 | Proposed drainage M108a to M108b (eastbound) | 11 | 26-Oct-18* | 07-Nov-18 | | | | | | | | | | | | | | | | | | | | |
| SCR1590 | Gully Construction | 6 | 08-Nov-18* | 14-Nov-18 | | | | | | | | | | | | | | | | | | | | |

| Activity ID | Activity Name | Rem Dur | Start | Finish | August | | | | | September | | | | October | | | | November | | | | Number | | | |
|---|---|---------|-------------|-------------|--------|----|----|----|----|-----------|----|----|----|---------|----|----|----|----------|----|----|----|--------|----|----|--|
| | | | | | 29 | 05 | 12 | 19 | 26 | 02 | 09 | 16 | 23 | 30 | 07 | 14 | 21 | 28 | 04 | 11 | 18 | | 25 | 02 | |
| SCR1600 | Lay 600mm dia. fresh watermain (eastbound) | 6 | 15-Nov-18* | 21-Nov-18 | | | | | | | | | | | | | | | | | | | | | Lay 600mm dia. fresh watermain (eastbound) |
| SCR1610 | Construct temporary access road (permanent pavement) to gate no. 1 and divert access road | 30 | 23-Nov-18* | 29-Dec-18 | | | | | | | | | | | | | | | | | | | | | |
| Cheung Yip Street Cul de Sac | | | | | | | | | | | | | | | | | | | | | | | | | |
| SCR2182 | Storm drainage M103 to M105/M104 to M201/M104a to M104 | 48 | 20-Nov-18* | 17-Jan-19 | | | | | | | | | | | | | | | | | | | | | |
| SCR2183 | Trim formation, lay subbase and kerb (half of cul de sac) | 18 | 20-Nov-18 | 10-Dec-18 | | | | | | | | | | | | | | | | | | | | | |
| Road D4-4 (Cheung Yip Street) | | | | | | | | | | | | | | | | | | | | | | | | | |
| CH220 - CH420 Northbound | | | | | | | | | | | | | | | | | | | | | | | | | |
| Temporary Traffic Arrangement | | | | | | | | | | | | | | | | | | | | | | | | | |
| K-01-RWS-9450 | Implementation of TTA stage 3 - phase 1 | 0 | 31-Jul-18 A | | | | | | | | | | | | | | | | | | | | | | Implementation of TTA stage 3 - phase 1 |
| CH220 - CH420 Southbound | | | | | | | | | | | | | | | | | | | | | | | | | |
| Part 1 | | | | | | | | | | | | | | | | | | | | | | | | | |
| Sewerage Works | | | | | | | | | | | | | | | | | | | | | | | | | |
| K-01-RWS-9471 | Excavation of Sewerage Pipe and FMH23-16A to FMH23-17A (Part 2) | 0 | 03-Aug-18 A | 29-Aug-18 A | | | | | | | | | | | | | | | | | | | | | Excavation of Sewerage Pipe and FMH23-16A to FMH23-17A (Part 2) |
| K-01-RWS-9472 | Laying Sewerage Pipe and Construction of FMH23-16A /FMH23-17A (Part 2) | 12 | 30-Aug-18 A | 13-Sep-18 | | | | | | | | | | | | | | | | | | | | | Laying Sewerage Pipe and Construction of FMH23-16A /FMH23-17A (Part 2) |
| K-01-RWS-9473 | Backfilling Sewerage Pipe and FMH23-16A /FMH23-17A (Part 2) | 12 | 14-Sep-18 | 28-Sep-18 | | | | | | | | | | | | | | | | | | | | | Backfilling Sewerage Pipe and FMH23-16A /FMH23-17A (Part 2) |
| K-01-RWS-9474 | Excavation of Sewerage Pipe FMH23-15A (Part 2) | 0 | 03-Aug-18 A | 17-Aug-18 A | | | | | | | | | | | | | | | | | | | | | Excavation of Sewerage Pipe FMH23-15A (Part 2) |
| K-01-RWS-9475 | Laying Sewerage Pipe aFMH23-15A (Part 2) | 12 | 31-Aug-18 | 13-Sep-18 | | | | | | | | | | | | | | | | | | | | | Laying Sewerage Pipe aFMH23-15A (Part 2) |
| K-01-RWS-9476 | Backfilling Sewerage Pipe FMH23-15A (Part 2) | 12 | 14-Sep-18 | 28-Sep-18 | | | | | | | | | | | | | | | | | | | | | Backfilling Sewerage Pipe FMH23-15A (Part 2) |
| K-01-RWS-9477 | Relocation of Underground Utilities under Center Median | 7 | 29-Sep-18 | 08-Oct-18 | | | | | | | | | | | | | | | | | | | | | Relocation of Underground Utilities under Center Median |
| Laying of Drainage Pipe and Construction of Manhole (M301 to M306) | | | | | | | | | | | | | | | | | | | | | | | | | |
| K-01-RWS-9485 | Excavation of Drainage Pipe and Manhole (M301 to M306) | 10 | 04-Sep-18 | 14-Sep-18 | | | | | | | | | | | | | | | | | | | | | Excavation of Drainage Pipe and Manhole (M301 to M306) |
| K-01-RWS-9490 | Laying Drainage Pipe and Construction of Manhole (M301 to M306) | 25 | 10-Sep-18 | 10-Oct-18 | | | | | | | | | | | | | | | | | | | | | Laying Drainage Pipe and Construction of Manhole (M301 to M306) |
| K-01-RWS-9500 | Backfilling Drainage Pipe and Manhole (M301 to M306) | 9 | 11-Oct-18 | 22-Oct-18 | | | | | | | | | | | | | | | | | | | | | Backfilling Drainage Pipe and Manhole (M301 to M306) |
| K-01-RWS-9502 | Construction of Gully and other drainage works along M301 to M306 | 10 | 09-Oct-18 | 20-Oct-18 | | | | | | | | | | | | | | | | | | | | | Construction of Gully and other drainage works along M301 to M306 |
| Water Works | | | | | | | | | | | | | | | | | | | | | | | | | |
| K-01-RWS-9580 | Laying of Fresh Watermain Pipe | 5 | 23-Oct-18 | 27-Oct-18 | | | | | | | | | | | | | | | | | | | | | Laying of Fresh Watermain Pipe |
| K-01-RWS-9604 | Laying of Salt Watermain Pipe | 5 | 23-Oct-18 | 27-Oct-18 | | | | | | | | | | | | | | | | | | | | | Laying of Salt Watermain Pipe |
| Road Works | | | | | | | | | | | | | | | | | | | | | | | | | |
| K-01-RWS-1075 | Construction of Subgrade Works and Subbase Works | 5 | 29-Oct-18 | 02-Nov-18 | | | | | | | | | | | | | | | | | | | | | Construction of Subgrade Works and Subbase Works |
| K-01-RWS-1076 | Road Base and Pavement Works | 3 | 03-Nov-18 | 06-Nov-18 | | | | | | | | | | | | | | | | | | | | | Road Base and Pavement Works |
| K-01-RWS-1077 | Temporary Road Construction for TTA stage 3 - phase 2 | 5 | 05-Nov-18 | 09-Nov-18 | | | | | | | | | | | | | | | | | | | | | Temporary Road Construction for TTA stage 3 - phase 2 |

| Activity ID | Activity Name | Rem Dur | Start | Finish | August | | | | | September | | | | October | | | | November | | | | Index | | |
|--|---|---------|-------------|-------------|---|----|----|----|----|-----------|----|----|----|---------|----|----|----|----------|----|----|----|-------|----|----|
| | | | | | 29 | 05 | 12 | 19 | 26 | 02 | 09 | 16 | 23 | 30 | 07 | 14 | 21 | 28 | 04 | 11 | 18 | | 25 | 02 |
| Part 2 | | | | | | | | | | | | | | | | | | | | | | | | |
| Laying of Drainage Pipe and Construction of Manhole (SMH4048691, SHM4048692 and M401) | | | | | | | | | | | | | | | | | | | | | | | | |
| K-01-RWS-1050 | Excavation of Drainage Pipe and Manhole (M401) | 0 | 03-Aug-18 A | 17-Aug-18 A | █ Excavation of Drainage Pipe and Manhole (M401) | | | | | | | | | | | | | | | | | | | |
| K-01-RWS-1050 | Laying Drainage Pipe and Construction Manhole (M401) | 0 | 18-Aug-18 A | 27-Aug-18 A | █ Laying Drainage Pipe and Construction Manhole (M401) | | | | | | | | | | | | | | | | | | | |
| K-01-RWS-1051 | Backfilling Drainage Pipe and Manhole (M401) | 0 | 28-Aug-18 A | 31-Aug-18 A | █ Backfilling Drainage Pipe and Manhole (M401) | | | | | | | | | | | | | | | | | | | |
| K-01-RWS-1052 | Excavation of Drainage Pipe and Manhole (SMH4048691-92) | 6 | 10-Nov-18 | 16-Nov-18 | █ Excavation of Drainage Pipe and Manhole (SMH4048691-92) | | | | | | | | | | | | | | | | | | | |
| K-01-RWS-1052 | Laying Drainage Pipe and Construction Manhole (SMH4048691-92) | 18 | 14-Nov-18 | 04-Dec-18 | █ Laying Drainage Pipe and Construction Manhole (SMH4048691-92) | | | | | | | | | | | | | | | | | | | |
| K-01-RWS-1095 | Relocation of Underground Utilities under Center Median | 7 | 10-Nov-18 | 17-Nov-18 | █ Relocation of Underground Utilities under Center Median | | | | | | | | | | | | | | | | | | | |
| Section 1A of the Works -Construction of Supporting Underground Structure | | | | | | | | | | | | | | | | | | | | | | | | |
| SUS and Ventilation Adits from CH6+150 to CH6+220 in Zone 1 | | | | | | | | | | | | | | | | | | | | | | | | |
| Construction of Tunnel Box Structure | | | | | | | | | | | | | | | | | | | | | | | | |
| SUS Bay 1 (Ch6150-Ch6167.5) | | | | | | | | | | | | | | | | | | | | | | | | |
| K-1A-SV1-8425 | Breaking and Removal D-wall to +2.5mPD | 0 | 22-May-18 A | 31-Aug-18 | █ Breaking and Removal D-wall to +2.5mPD | | | | | | | | | | | | | | | | | | | |
| SUS Bay 4 (Ch6202.5-Ch6220) | | | | | | | | | | | | | | | | | | | | | | | | |
| K-1A-SV1-8650 | Breaking and Removal of D-wall to +2.5mPD | 0 | 22-May-18 A | 11-Sep-18 A | █ Breaking and Removal of D-wall to +2.5mPD | | | | | | | | | | | | | | | | | | | |
| Backfilling Works | | | | | | | | | | | | | | | | | | | | | | | | |
| K-1A-SV1-6900 | Backfilling (bay 1 to bay 2) (to +3.7m) | 6 | 31-Aug-18 | 06-Sep-18 | █ Backfilling (bay 1 to bay 2) (to +3.7m) | | | | | | | | | | | | | | | | | | | |
| SUS and Ventilation Adits from CH6+220 to CH6+291 in Zone 2 | | | | | | | | | | | | | | | | | | | | | | | | |
| Construction of SUS Structure at Zone 2 | | | | | | | | | | | | | | | | | | | | | | | | |
| VA2 | | | | | | | | | | | | | | | | | | | | | | | | |
| A1510 | Base Slab _VA2 | 0 | 14-Aug-18 A | 17-Aug-18 A | █ Base Slab _VA2 | | | | | | | | | | | | | | | | | | | |
| A1530 | Dismantling Struts | 0 | 21-Aug-18 A | 24-Aug-18 A | █ Dismantling Struts | | | | | | | | | | | | | | | | | | | |
| A1540 | Wall Stem | 9 | 27-Aug-18 A | 08-Sep-18 | █ Wall Stem | | | | | | | | | | | | | | | | | | | |
| A1560 | Re-prop | 3 | 11-Sep-18 | 13-Sep-18 | █ Re-prop | | | | | | | | | | | | | | | | | | | |
| A1610 | Dismantling Struts _SV1__Bay 2 | 1 | 14-Sep-18 | 14-Sep-18 | █ Dismantling Struts _SV1__Bay 2 | | | | | | | | | | | | | | | | | | | |
| A1620 | Erect Scaffolding_Base Slab 1A & B | 2 | 15-Sep-18 | 16-Sep-18 | █ Erect Scaffolding_Base Slab 1A & B | | | | | | | | | | | | | | | | | | | |
| A1630 | Soffit formworks_Base Slab 1A & B | 1 | 17-Sep-18 | 17-Sep-18 | █ Soffit formworks_Base Slab 1A & B | | | | | | | | | | | | | | | | | | | |
| Scaffolding / Falseworks | | | | | | | | | | | | | | | | | | | | | | | | |
| Bay 1 | | | | | | | | | | | | | | | | | | | | | | | | |
| A1642 | Base Slab _Bay 1B | 6 | 16-Sep-18 | 21-Sep-18 | █ Base Slab _Bay 1B | | | | | | | | | | | | | | | | | | | |
| A1662 | RSB_Bay 1EB | 0 | 10-Aug-18 A | 15-Aug-18 A | █ RSB_Bay 1EB | | | | | | | | | | | | | | | | | | | |

| Activity ID | Activity Name | Rem Dur | Start | Finish | August | | | | | September | | | | | October | | | | | November | | | | |
|--|--|---------|-------------|-------------|--------|----|----|----|----|-----------|----|----|----|----|---------|----|----|----|----|----------|----|----|----|--|
| | | | | | 29 | 05 | 12 | 19 | 26 | 02 | 09 | 16 | 23 | 30 | 07 | 14 | 21 | 28 | 04 | 11 | 18 | 25 | 02 | |
| A1665 | Top Slab _1A | 15 | 17-Aug-18 A | 14-Sep-18 | | | | | | | | | | | | | | | | | | | | |
| A1668 | RSB_Bay 1WB | 6 | 23-Sep-18 | 28-Sep-18 | | | | | | | | | | | | | | | | | | | | |
| A1710 | Top Slab _1B | 12 | 23-Sep-18 | 04-Oct-18 | | | | | | | | | | | | | | | | | | | | |
| A2500 | Dismantling of Struts_S1B - 1 to 5 | 3 | 08-Oct-18 | 10-Oct-18 | | | | | | | | | | | | | | | | | | | | |
| A2510 | Waterproofing Works (1440 m2) and Screeding Works (108 m3) | 5 | 11-Oct-18 | 15-Oct-18 | | | | | | | | | | | | | | | | | | | | |
| A2520 | Demolition of Dwall (96mL) | 10 | 16-Oct-18 | 25-Oct-18 | | | | | | | | | | | | | | | | | | | | |
| A2530 | Backfilling Works for Bay 1 to +2mPD (950m3) | 5 | 26-Oct-18 | 30-Oct-18 | | | | | | | | | | | | | | | | | | | | |
| Bay 2 | | | | | | | | | | | | | | | | | | | | | | | | |
| A1738 | Metal Scaffolds_Soffit and Working Platform_2nd Pour | 0 | 31-Jul-18 A | 24-Aug-18 A | | | | | | | | | | | | | | | | | | | | |
| A1740 | Wall_Bay 2_2nd pour | 0 | 17-Aug-18 A | 22-Aug-18 A | | | | | | | | | | | | | | | | | | | | |
| A1750 | RSB_Bay 2 | 0 | 08-Aug-18 A | 15-Aug-18 A | | | | | | | | | | | | | | | | | | | | |
| A1760 | Top Slab _2 | 6 | 27-Aug-18 A | 05-Sep-18 | | | | | | | | | | | | | | | | | | | | |
| A2540 | Dismantling of Struts_S1B - 1 to 5 | 5 | 09-Sep-18 | 13-Sep-18 | | | | | | | | | | | | | | | | | | | | |
| A2550 | Waterproofing Works (1440 m2) and Screeding Works (108 m3) | 6 | 14-Sep-18 | 19-Sep-18 | | | | | | | | | | | | | | | | | | | | |
| A2552 | Backfilling Works to S1B (950m3) | 18 | 20-Sep-18 | 07-Oct-18 | | | | | | | | | | | | | | | | | | | | |
| A2555 | Dismantling of Struts_S1B - 6 to 9, S1A - 1 to 6 | 7 | 08-Oct-18 | 14-Oct-18 | | | | | | | | | | | | | | | | | | | | |
| A2560 | Demolition of Dwall (142mL) | 15 | 23-Oct-18 | 06-Nov-18 | | | | | | | | | | | | | | | | | | | | |
| Bay 3 | | | | | | | | | | | | | | | | | | | | | | | | |
| A1810 | Wall_Bay 3_2nd pour | 0 | 03-Aug-18 A | 10-Aug-18 A | | | | | | | | | | | | | | | | | | | | |
| A1820 | RSB_Bay 3 | 0 | 31-Jul-18 A | 07-Aug-18 A | | | | | | | | | | | | | | | | | | | | |
| A1830 | Top Slab _3 | 0 | 13-Aug-18 A | 19-Aug-18 A | | | | | | | | | | | | | | | | | | | | |
| SUS Structure from CH6+291 to 6+467 in Zone 3 | | | | | | | | | | | | | | | | | | | | | | | | |
| Construction of SUS Structure at Zone 3 | | | | | | | | | | | | | | | | | | | | | | | | |
| <i>Scaffolding / Falseworks - Bay 4</i> | | | | | | | | | | | | | | | | | | | | | | | | |
| A1870 | Top Slab _4 | 0 | 14-Aug-18 A | 26-Aug-18 A | | | | | | | | | | | | | | | | | | | | |
| <i>System Formworks - SUS Construction Works at Zone 3</i> | | | | | | | | | | | | | | | | | | | | | | | | |
| Bay 5 to 7 | | | | | | | | | | | | | | | | | | | | | | | | |
| A2140 | Top slab_SF_Bay 7 | 0 | 13-Aug-18 A | 30-Aug-18 A | | | | | | | | | | | | | | | | | | | | |
| A2570 | Dismantling of Struts_S4 - 1 to 7 | 6 | 01-Sep-18 | 06-Sep-18 | | | | | | | | | | | | | | | | | | | | |
| A2580 | Waterproofing Works (1440 m2) and Screeding Works (105 m3) | 5 | 07-Sep-18 | 11-Sep-18 | | | | | | | | | | | | | | | | | | | | |
| A2590 | Backfilling Works to S1A (6850m3) | 18 | 12-Sep-18 | 29-Sep-18 | | | | | | | | | | | | | | | | | | | | |

| Activity ID | Activity Name | Rem Dur | Start | Finish | August | | | | | September | | | | October | | | | November | | | | Index | | | |
|---|---|---------|-------------|-------------|--------|----|----|----|----|-----------|----|----|----|---------|----|----|----|----------|----|----|----|-------|----|--|--|
| | | | | | 38 | | | | | 39 | | | | 40 | | | | 41 | | | | | | | |
| | | | | | 29 | 05 | 12 | 19 | 26 | 02 | 09 | 16 | 23 | 30 | 07 | 14 | 21 | 28 | 04 | 11 | 18 | | 25 | | |
| A2600 | Dismantling of Struts_S1A - 7 to 12 | 6 | 30-Sep-18 | 05-Oct-18 | | | | | | | | | | | | | | | | | | | | | |
| A2610 | Demolition of Dwall (105mL) | 11 | 06-Oct-18 | 16-Oct-18 | | | | | | | | | | | | | | | | | | | | | |
| Bay 8 to 10 | | | | | | | | | | | | | | | | | | | | | | | | | |
| A2190 | Top slab_SF_Bay 8 | 14 | 27-Aug-18 A | 13-Sep-18 | | | | | | | | | | | | | | | | | | | | | |
| A2220 | Wall_Bay 9 | 0 | 08-Aug-18 A | 15-Aug-18 A | | | | | | | | | | | | | | | | | | | | | |
| A2230 | RSB_Bay 9 | 5 | 31-Jul-18 A | 04-Sep-18 | | | | | | | | | | | | | | | | | | | | | |
| A2240 | Top slab_SF_Bay 9 | 16 | 11-Sep-18 | 26-Sep-18 | | | | | | | | | | | | | | | | | | | | | |
| A2270 | RSB_Bay 10 | 5 | 18-Aug-18 A | 04-Sep-18 | | | | | | | | | | | | | | | | | | | | | |
| A2280 | Wall_Bay 10 | 0 | 16-Aug-18 A | 31-Aug-18 A | | | | | | | | | | | | | | | | | | | | | |
| A2290 | Top slab_SF_Bay 10 | 16 | 24-Sep-18 | 09-Oct-18 | | | | | | | | | | | | | | | | | | | | | |
| A2620 | Dismantling of Struts_S4 - 8 to 12 for Bay 8 and Bay9 | 5 | 30-Sep-18 | 04-Oct-18 | | | | | | | | | | | | | | | | | | | | | |
| A2625 | Dismantling of Struts_S4 - 13 to 15 for Bay 10 | 3 | 13-Oct-18 | 15-Oct-18 | | | | | | | | | | | | | | | | | | | | | |
| A2630 | Waterproofing Works (1540 m2) | 13 | 06-Oct-18 | 18-Oct-18 | | | | | | | | | | | | | | | | | | | | | |
| A2635 | Screeding Works (115 m3) | 2 | 19-Oct-18 | 20-Oct-18 | | | | | | | | | | | | | | | | | | | | | |
| A2640 | Backfilling Works to S2A (6850m3) @400m3 (A) | 18 | 15-Oct-18 | 01-Nov-18 | | | | | | | | | | | | | | | | | | | | | |
| A2645 | Dismantling of Struts_S2A - 1 to 8 | 7 | 02-Nov-18 | 08-Nov-18 | | | | | | | | | | | | | | | | | | | | | |
| A2649 | Backfilling Works to S1 (6350m3) @400m3 (B) | 16 | 09-Nov-18 | 24-Nov-18 | | | | | | | | | | | | | | | | | | | | | |
| A2650 | Dismantling of Struts_S1 - 1 to 7 | 7 | 24-Nov-18 | 30-Nov-18 | | | | | | | | | | | | | | | | | | | | | |
| A2660 | Demolition of Dwall (110mL) | 11 | 28-Nov-18 | 08-Dec-18 | | | | | | | | | | | | | | | | | | | | | |
| SUS Structure from CH6+467 to 6+568 in Zone 4 | | | | | | | | | | | | | | | | | | | | | | | | | |
| Construction of Socketed H-Pile | | | | | | | | | | | | | | | | | | | | | | | | | |
| K-1A-SV4-3950 | Trimming Pile Head at Cut-off Level | 15 | 11-Jul-18 A | 17-Sep-18 | | | | | | | | | | | | | | | | | | | | | |
| System Works - Construction of SUS Structure at Zone 4 | | | | | | | | | | | | | | | | | | | | | | | | | |
| Bay 11 to 13 (Top Slab) | | | | | | | | | | | | | | | | | | | | | | | | | |
| A2310 | Dismantling of Struts_Bay 11 | 0 | 01-Aug-18 A | 11-Aug-18 A | | | | | | | | | | | | | | | | | | | | | |
| A2320 | Wall_Bay 11 | 7 | 24-Aug-18 A | 06-Sep-18 | | | | | | | | | | | | | | | | | | | | | |
| A2330 | RSB_Bay 11 | 5 | 28-Aug-18 A | 04-Sep-18 | | | | | | | | | | | | | | | | | | | | | |
| A2340 | Top slab_SF_Bay 11 | 13 | 10-Sep-18 | 22-Sep-18 | | | | | | | | | | | | | | | | | | | | | |
| A2350 | Base Slab_Bay 12 | 0 | 31-Jul-18 A | 08-Aug-18 A | | | | | | | | | | | | | | | | | | | | | |
| A2360 | Dismantling of Struts_Bay 12 | 0 | 12-Aug-18 A | 20-Aug-18 A | | | | | | | | | | | | | | | | | | | | | |
| A2370 | Wall_Bay 12 | 8 | 07-Sep-18 | 14-Sep-18 | | | | | | | | | | | | | | | | | | | | | |

| Activity ID | Activity Name | Rem Dur | Start | Finish | August | | | | | September | | | | | October | | | | | November | | | | | Order |
|--|---|---------|-------------|-------------|--------|----|----|----|----|-----------|----|----|----|----|---------|----|----|----|----|----------|----|----|----|--|-------|
| | | | | | 38 | | | | | 39 | | | | | 40 | | | | | 41 | | | | | |
| | | | | | 29 | 05 | 12 | 19 | 26 | 02 | 09 | 16 | 23 | 30 | 07 | 14 | 21 | 28 | 04 | 11 | 18 | 25 | 02 | | |
| A2380 | RSB_Bay 12 | 8 | 05-Sep-18 | 12-Sep-18 | | | | | | | | | | | | | | | | | | | | | |
| A2390 | Top slab_SF_Bay 12 | 13 | 20-Sep-18 | 02-Oct-18 | | | | | | | | | | | | | | | | | | | | | |
| A2400 | Base Slab_Bay 13 | 0 | 17-Aug-18 A | 24-Aug-18 A | | | | | | | | | | | | | | | | | | | | | |
| A2410 | Dismantling of Struts_Bay 13 | 0 | 27-Aug-18 A | 30-Aug-18 A | | | | | | | | | | | | | | | | | | | | | |
| A2420 | Wall_Bay 13 | 8 | 17-Sep-18 | 25-Sep-18 | | | | | | | | | | | | | | | | | | | | | |
| A2430 | RSB_Bay 13 | 8 | 13-Sep-18 | 20-Sep-18 | | | | | | | | | | | | | | | | | | | | | |
| A2670 | Top slab_SF_Bay 13 | 13 | 30-Sep-18 | 12-Oct-18 | | | | | | | | | | | | | | | | | | | | | |
| A2680 | Dismantling of Struts_S4 - 16 to 25 | 10 | 15-Oct-18 | 24-Oct-18 | | | | | | | | | | | | | | | | | | | | | |
| A2700 | Waterproofing Works (1900 m2) | 4 | 25-Oct-18 | 28-Oct-18 | | | | | | | | | | | | | | | | | | | | | |
| A2710 | Screeding Works (145 m3) | 3 | 29-Oct-18 | 31-Oct-18 | | | | | | | | | | | | | | | | | | | | | |
| A2720 | Backfilling Works to S3 (8760m3) @400m3 (C) | 22 | 01-Nov-18 | 22-Nov-18 | | | | | | | | | | | | | | | | | | | | | |
| A2730 | Dismantling of Struts_S3 - 1 to 10 | 10 | 23-Nov-18 | 02-Dec-18 | | | | | | | | | | | | | | | | | | | | | |
| Bay 14 to 15 (Top Slab) | | | | | | | | | | | | | | | | | | | | | | | | | |
| A2440 | Base Slab_bay 14 | 8 | 17-Sep-18 | 25-Sep-18 | | | | | | | | | | | | | | | | | | | | | |
| A2450 | Dismantling of Struts_Bay 14 | 7 | 29-Sep-18 | 06-Oct-18 | | | | | | | | | | | | | | | | | | | | | |
| A2460 | Wall_Bay 14 | 8 | 06-Oct-18 | 14-Oct-18 | | | | | | | | | | | | | | | | | | | | | |
| A2470 | Top slab_Bay14 | 15 | 21-Oct-18 | 05-Nov-18 | | | | | | | | | | | | | | | | | | | | | |
| A2490 | Top slab_Bay 15 | 15 | 05-Nov-18 | 20-Nov-18 | | | | | | | | | | | | | | | | | | | | | |
| A2770 | Dismantling of Struts_S4 - 26 to 28 & DS1-4 | 7 | 22-Nov-18 | 29-Nov-18 | | | | | | | | | | | | | | | | | | | | | |
| A2780 | Waterproofing Works (1350 m2) | 3 | 29-Nov-18 | 02-Dec-18 | | | | | | | | | | | | | | | | | | | | | |
| Section 3 of the Works- Construction of District Cooling System (Subject to Excision) | | | | | | | | | | | | | | | | | | | | | | | | | |
| Construction of District Cooling System | | | | | | | | | | | | | | | | | | | | | | | | | |
| Construction of DCS Works at Zone 2 | | | | | | | | | | | | | | | | | | | | | | | | | |
| SCR1030 | DCS at Zone 2 Bay 2 to Bay 4 (CH35 - CH110) | 24 | 10-Nov-18* | 07-Dec-18 | | | | | | | | | | | | | | | | | | | | | |
| Construction of DCS Works at Zone 3 | | | | | | | | | | | | | | | | | | | | | | | | | |
| SCR1500 | Zone 3 DCS (3 x 900) south of Gate 1 bridge (CH140 - CH190) | 18 | 04-Oct-18* | 25-Oct-18 | | | | | | | | | | | | | | | | | | | | | |
| Construction of DCS Works at Zone 4 | | | | | | | | | | | | | | | | | | | | | | | | | |
| K-03-DCS-7800 | Construction of DCS Valve Pit | 95 | 10-Aug-18 A | 22-Dec-18 | | | | | | | | | | | | | | | | | | | | | |
| K-03-DCS-7810 | ELS for DCS (Outside of SUS) | 48 | 20-Nov-18* | 17-Jan-19 | | | | | | | | | | | | | | | | | | | | | |
| Section 4A of the Works-Construction of Subway A (Subject to Excision) | | | | | | | | | | | | | | | | | | | | | | | | | |
| K-4A-BAY-1900 | ELS for Subway A Bay 1 (west of D-wall) | 48 | 17-Sep-18* | 14-Nov-18 | | | | | | | | | | | | | | | | | | | | | |

| Activity ID | Activity Name | Rem Dur | Start | Finish | August | | | | | September | | | | | October | | | | | November | | | | | Order |
|--|--|---------|-------------|-------------|--------|----|----|----|----|-----------|----|----|----|----|---------|----|----|----|----|----------|----|----|----|--|-------|
| | | | | | 29 | 05 | 12 | 19 | 26 | 02 | 09 | 16 | 23 | 30 | 07 | 14 | 21 | 28 | 04 | 11 | 18 | 25 | 02 | | |
| K-4A-BAY-1930 | ELS for Subway A Bay 3 (east of D-wall) | 48 | 06-Oct-18 | 01-Dec-18 | | | | | | | | | | | | | | | | | | | | | |
| Section 4B of the Works- Construction of Subway B (Subject to Excision) | | | | | | | | | | | | | | | | | | | | | | | | | |
| Bay 1 & 2 | | | | | | | | | | | | | | | | | | | | | | | | | |
| K-4B-BAY-3100 | Handover of Portion B | 0 | | 31-Aug-18* | | | | | | | | | | | | | | | | | | | | | |
| Bay 3 & 4 | | | | | | | | | | | | | | | | | | | | | | | | | |
| K-4B-BAY-3290 | Construction of Base Slab at Bay 3 | 0 | 01-Aug-18 A | 09-Aug-18 A | | | | | | | | | | | | | | | | | | | | | |
| K-4B-BAY-3300 | Construction of Wall and Top Slab at Bay 3 | 0 | 10-Aug-18 A | 31-Aug-18 A | | | | | | | | | | | | | | | | | | | | | |
| K-4B-BAY-3310 | Backfilling Works (Bay 3) | 12 | 01-Sep-18 | 14-Sep-18 | | | | | | | | | | | | | | | | | | | | | |
| K-4B-BAY-3330 | Excavation and Lateral Support works for Bay 4 | 21 | 24-Sep-18 | 20-Oct-18 | | | | | | | | | | | | | | | | | | | | | |
| K-4B-BAY-3340 | Casting Blinding Layer for Bay 4 | 5 | 22-Oct-18 | 26-Oct-18 | | | | | | | | | | | | | | | | | | | | | |
| K-4B-BAY-3350 | Construction of Base Slab at Bay 4 | 12 | 27-Oct-18 | 09-Nov-18 | | | | | | | | | | | | | | | | | | | | | |
| K-4B-BAY-3360 | Construction of Wall and Top Slab at Bay 4 | 30 | 10-Nov-18 | 14-Dec-18 | | | | | | | | | | | | | | | | | | | | | |
| Section 5 of the Works-Completion of All Landscape Softworks | | | | | | | | | | | | | | | | | | | | | | | | | |
| K-05-LCS-1000 | Procurement of plant species | 90 | 31-Aug-18 | 28-Nov-18 | | | | | | | | | | | | | | | | | | | | | |
| Section 7 of the Works-Preservation and Protection of Existing Trees | | | | | | | | | | | | | | | | | | | | | | | | | |
| K-07-001-1000 | Section 7 of the Works-Preservation and Protection of Existing Trees | 420 | 04-Jan-16 A | 24-Oct-19 | | | | | | | | | | | | | | | | | | | | | |

FUGRO TECHNICAL SERVICES LIMITED

Fugro Development Centre,
5 Lok Yi Street, Tai Lam,
Tuen Mun, N.T.,
Hong Kong.

Tel : +852 2450 8233
Fax : +852 2450 6138
E-mail : matlab@fugro.com
Website : www.fugro.com



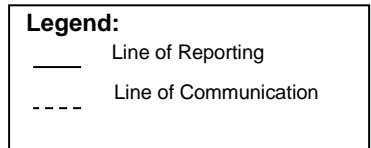
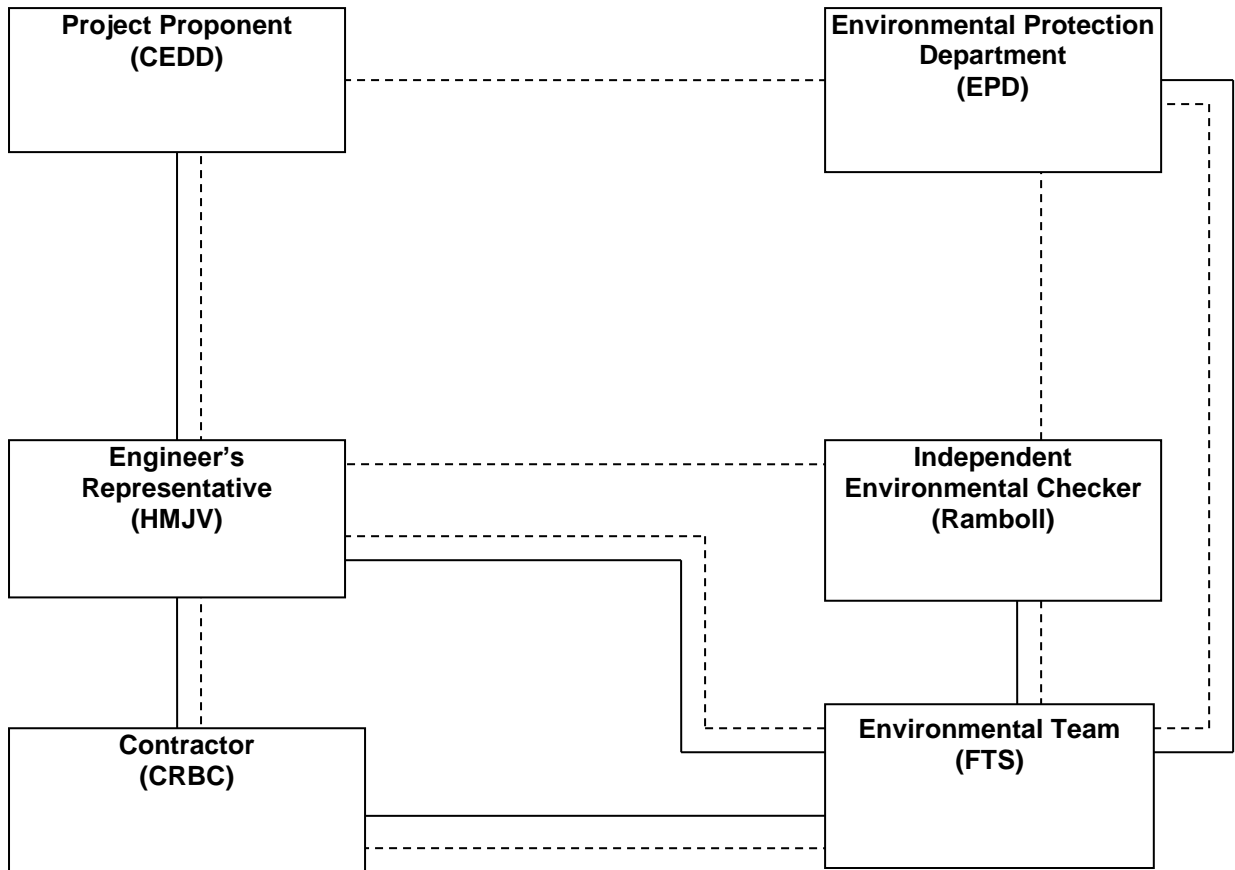
Appendix B

Project Organization Chart

FUGRO TECHNICAL SERVICES LIMITED

Fugro Development Centre,
5 Lok Yi Street, Tai Lam,
Tuen Mun, N.T.,
Hong Kong.

Tel : +852 2450 8233
Fax : +852 2450 6138
E-mail : matlab@fugro.com
Website : www.fugro.com



FUGRO TECHNICAL SERVICES LIMITED

Fugro Development Centre,
5 Lok Yi Street, Tai Lam,
Tuen Mun, N.T.,
Hong Kong.

Tel : +852 2450 8233
Fax : +852 2450 6138
E-mail : matlab@fugro.com
Website : www.fugro.com



Appendix C

Action and Limit Levels for Air Quality and Noise

FUGRO TECHNICAL SERVICES LIMITED

Fugro Development Centre,
5 Lok Yi Street, Tai Lam,
Tuen Mun, N.T.,
Hong Kong.

Tel : +852 2450 8233
Fax : +852 2450 6138
E-mail : matlab@fugro.com
Website : www.fugro.com



Action and Limit Levels for 24-hr TSP and 1-hr TSP

| Parameter | Monitoring Station | Action Level ($\mu\text{g}/\text{m}^3$) | Limit Level ($\mu\text{g}/\text{m}^3$) |
|--|--------------------|---|--|
| 24-hr TSP ($\mu\text{g}/\text{m}^3$) | KTD1a | 177 | 260 |
| | KTD2b | 157 | |
| | KER1b | 172 | |
| *1-hr TSP ($\mu\text{g}/\text{m}^3$) | KTD1a | 285 | 500 |
| | KTD2b | 279 | |
| | KER1b | 295 | |

Note:

1-hr TSP monitoring should be required in case of complaints.

Action and Limit Levels for Construction Noise, Leq (30min), dB(A)

| Time Period | Location | Action | Limit |
|----------------------------------|-------------------------|---|----------|
| 0700-1900 hrs on normal weekdays | KTD1a KTD2b KER1b | When one documented complaint is received | 75 dB(A) |

FUGRO TECHNICAL SERVICES LIMITED

Fugro Development Centre,
5 Lok Yi Street, Tai Lam,
Tuen Mun, N.T.,
Hong Kong.

Tel : +852 2450 8233
Fax : +852 2450 6138
E-mail : matlab@fugro.com
Website : www.fugro.com



Appendix D

Calibration Certificates of Monitoring Equipment

Certificate of Calibration

| Calibration Certification Information | | | |
|---------------------------------------|------------------------|-----------------|--|
| Cal. Date: November 20, 2017 | Rootsmeter S/N: 438320 | Ta: 294 °K | |
| Operator: Jim Tisch | | Pa: 756.9 mm Hg | |
| Calibration Model #: TE-5025A | Calibrator S/N: 2456 | | |

| Run | Vol. Init (m3) | Vol. Final (m3) | ΔVol. (m3) | ΔTime (min) | ΔP (mm Hg) | ΔH (in H2O) |
|-----|----------------|-----------------|------------|-------------|------------|-------------|
| 1 | 1 | 2 | 1 | 1.4440 | 3.2 | 2.00 |
| 2 | 3 | 4 | 1 | 1.0260 | 6.4 | 4.00 |
| 3 | 5 | 6 | 1 | 0.9130 | 7.8 | 5.00 |
| 4 | 7 | 8 | 1 | 0.8680 | 8.8 | 5.50 |
| 5 | 9 | 10 | 1 | 0.7190 | 12.7 | 8.00 |

| Data Tabulation | | | | | |
|-----------------|--------------------|--|-----------|--------------------|---|
| Vstd (m3) | Qstd (x-axis) | $\sqrt{\Delta H \left(\frac{Pa}{Pstd} \right) \left(\frac{Tstd}{Ta} \right)}$ (y-axis) | Va | Qa (x-axis) | $\sqrt{\Delta H \left(\frac{Ta}{Pa} \right)}$ (y-axis) |
| 1.0052 | 0.6961 | 1.4209 | 0.9958 | 0.6896 | 0.8814 |
| 1.0010 | 0.9756 | 2.0095 | 0.9915 | 0.9664 | 1.2465 |
| 0.9991 | 1.0943 | 2.2467 | 0.9897 | 1.0840 | 1.3936 |
| 0.9978 | 1.1495 | 2.3563 | 0.9884 | 1.1387 | 1.4616 |
| 0.9926 | 1.3805 | 2.8418 | 0.9832 | 1.3675 | 1.7628 |
| QSTD | m= 2.07133 | | QA | m= 1.29703 | |
| | b= -0.01892 | | | b= -0.01173 | |
| | r= 0.99995 | | | r= 0.99995 | |

| Calculations | | | |
|--|---|-----|--|
| Vstd= | $\Delta Vol \left(\frac{Pa - \Delta P}{Pstd} \right) \left(\frac{Tstd}{Ta} \right)$ | Va= | $\Delta Vol \left(\frac{Pa - \Delta P}{Pa} \right)$ |
| Qstd= | Vstd/ΔTime | Qa= | Va/ΔTime |
| For subsequent flow rate calculations: | | | |
| Qstd= | $1/m \left(\left(\sqrt{\Delta H \left(\frac{Pa}{Pstd} \right) \left(\frac{Tstd}{Ta} \right)} \right) - b \right)$ | Qa= | $1/m \left(\left(\sqrt{\Delta H \left(\frac{Ta}{Pa} \right)} \right) - b \right)$ |

| Standard Conditions | |
|---|-----------|
| Tstd: | 298.15 °K |
| Pstd: | 760 mm Hg |
| Key | |
| ΔH: calibrator manometer reading (in H2O) | |
| ΔP: rootsmeter manometer reading (mm Hg) | |
| Ta: actual absolute temperature (°K) | |
| Pa: actual barometric pressure (mm Hg) | |
| b: intercept | |
| m: slope | |

| RECALIBRATION |
|--|
| US EPA recommends annual recalibration per 1998 40 Code of Federal Regulations Part 50 to 51, Appendix B to Part 50, Reference Method for the Determination of Suspended Particulate Matter in the Atmosphere, 9.2.17, page 30 |

MATERIALAB CONSULTANTS LIMITED

Room 723 & 725, 7/F, Block B,
Profit Industrial Building,
1-15 Kwai Fung Crescent, Kwai Fong,
Hong Kong.

Tel : (852)-24508238
Fax : (852)-24508032
Email : mcl@fugro.com.hk



TSP SAMPLER CALIBRATION CALCULATION SPREADSHEET

| | | | | | |
|---|---------|------|---------------------------------|--|--|
| Project : Environmental Monitoring Works For Contract No. KLN/2015/07 | | | Date of Calibration: 3-Jul-18 | | |
| Location : KER1b | | | Next Calibration Date: 2-Oct-18 | | |
| Brand: | Tisch | | Technician: Toby Wan | | |
| Model: | TE-5170 | S/N: | 3482 | | |

| CONDITIONS | | | | | |
|---------------------------|--------|-----------------------------|-----|--|--|
| Sea Level Pressure (hPa): | 1002.5 | Corrected Pressure (mm Hg): | 752 | | |
| Temperature (°C): | 30 | Temperature (K): | 303 | | |

| CALIBRATION ORIFICE | | | | | |
|---------------------|-----------|-----------------|-----------|--|--|
| Make: | Tisch | Qstd Slope: | 2.07013 | | |
| Model: | TE-5025A | Qstd Intercept: | -0.01892 | | |
| Calibration Date: | 20-Nov-17 | Expiry Date: | 20-Nov-18 | | |
| S/N: | 2456 | | | | |

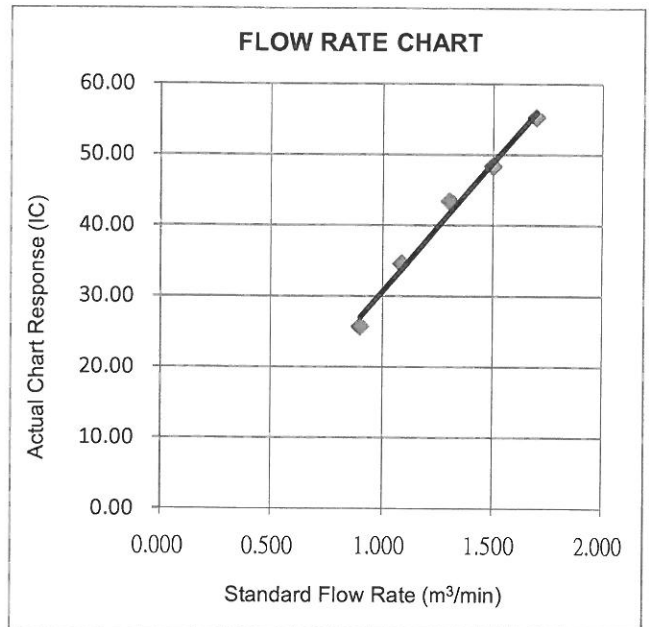
| CALIBRATIONS | | | | | | | |
|--------------|-----------------|-----------------|-------------|-------------------------------|--------------|-------------------|--|
| Plate No. | H2O (L) (in) | H2O (R) (in) | H2O (in) | Qstd (m ³ /min) | I (chart) | IC (corrected) | LINEAR REGRESSION |
| 18 | 4.10 | -8.40 | 12.500 | 1.694 | 56.00 | 55.24 | Slope = 36.4591 Intercept = -5.8642 Corr. coeff.: 0.9945 |
| 13 | 2.80 | -7.00 | 9.800 | 1.501 | 49.00 | 48.34 | |
| 10 | 1.20 | -6.20 | 7.400 | 1.305 | 44.00 | 43.41 | |
| 7 | 0.50 | -4.60 | 5.100 | 1.085 | 35.00 | 34.53 | |
| 5 | -0.10 | -3.60 | 3.500 | 0.901 | 26.00 | 25.65 | |

Calculations:

Qstd = 1/m[$\sqrt{H_2O(Pa/Pstd)(Tstd/Ta)}$]-b]
 IC = I[$\sqrt{Pa/Pstd}(Tstd/Ta)$]
 Qstd = standard flow rate
 IC = corrected chart response
 I = actual chart response
 m = calibrator Qstd slope
 b = calibrator Qstd intercept
 Ta = actual temperature during calibration (deg K)
 Pa = actual pressure during calibration (mm Hg)
 Tstd = 298 deg K
 Pstd = 760 mm Hg

For subsequent calculation of sampler flow:

1/m((I)[$\sqrt{298/Tav}(Pav/760)$]-b)
 m = sampler slope
 b = sampler intercept
 I = chart response
 Tav = daily average temperature
 Pav = daily average pressure



CHOI KAM HO
Project Consultant

Report Date: 3rd July, 2018

MATERIALAB CONSULTANTS LIMITED

Room 723 & 725, 7/F, Block B,
 Profit Industrial Building,
 1-15 Kwai Fung Crescent, Kwai Fong,
 Hong Kong.

Tel : (852)-24508238
 Fax : (852)-24508032
 Email : mcl@fugro.com.hk



TSP SAMPLER CALIBRATION CALCULATION SPREADSHEET

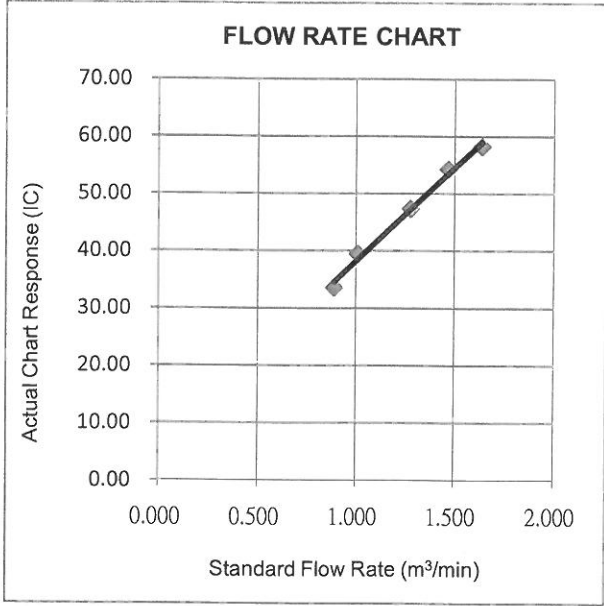
| | | | | | |
|---|---------|------|---------------------------------|--|--|
| Project : Environmental Monitoring Works For Contract No. KLN/2015/07 | | | Date of Calibration: 3-Jul-18 | | |
| Location : KTD1a | | | Next Calibration Date: 2-Oct-18 | | |
| Brand: | Tisch | | Technician: Toby Wan | | |
| Model: | TE-5170 | S/N: | 4037 | | |

| CONDITIONS | | | | | |
|---------------------------|--------|-----------------------------|-----|--|--|
| Sea Level Pressure (hPa): | 1002.5 | Corrected Pressure (mm Hg): | 752 | | |
| Temperature (°C): | 30 | Temperature (K): | 303 | | |

| CALIBRATION ORIFICE | | | | | |
|---------------------|-----------|-----------------|-----------|--|--|
| Make: | Tisch | Qstd Slope: | 2.07013 | | |
| Model: | TE-5025A | Qstd Intercept: | -0.01892 | | |
| Calibration Date: | 20-Nov-17 | Expiry Date: | 20-Nov-18 | | |
| S/N: | 2456 | | | | |

| CALIBRATIONS | | | | | | | |
|--------------|-----------------|-----------------|-------------|-------------------------------|--------------|-------------------|---|
| Plate No. | H2O (L) (in) | H2O (R) (in) | H2O (in) | Qstd (m ³ /min) | I (chart) | IC (corrected) | LINEAR REGRESSION |
| 18 | 3.80 | -7.90 | 11.700 | 1.639 | 59.00 | 58.20 | Slope = 32.5139 Intercept = 5.6937 Corr. coeff.: 0.9962 |
| 13 | 2.60 | -6.80 | 9.400 | 1.470 | 55.00 | 54.26 | |
| 10 | 1.50 | -5.60 | 7.100 | 1.279 | 48.00 | 47.35 | |
| 7 | 0.20 | -4.20 | 4.400 | 1.009 | 40.00 | 39.46 | |
| 5 | -0.30 | -3.70 | 3.400 | 0.888 | 34.00 | 33.54 | |

Calculations:
 $Qstd = 1/m[\text{Sqrt}(H2O(Pa/Pstd)(Tstd/Ta))-b]$
 $IC = I[\text{Sqrt}(Pa/Pstd)(Tstd/Ta)]$
 Qstd = standard flow rate
 IC = corrected chart response
 I = actual chart response
 m = calibrator Qstd slope
 b = calibrator Qstd intercept
 Ta = actual temperature during calibration (deg K)
 Pa = actual pressure during calibration (mm Hg)
 Tstd = 298 deg K
 Pstd = 760 mm Hg
For subsequent calculation of sampler flow:
 $1/m((I)[\text{Sqrt}(298/Tav)(Pav/760)]-b)$
 m = sampler slope
 b = sampler intercept
 I = chart response
 Tav = daily average temperature
 Pav = daily average pressure



CHOI KAM HO
 Project Consultant

Report Date: 3rd July, 2018

MATERIALAB CONSULTANTS LIMITED

Room 723 & 725, 7/F, Block B,
Profit Industrial Building,
1-15 Kwai Fung Crescent, Kwai Fong,
Hong Kong.

Tel : (852)-24508238
Fax : (852)-24508032
Email : mcl@fugro.com.hk



TSP SAMPLER CALIBRATION CALCULATION SPREADSHEET

| | | | |
|---|---------|---------------------------------|------|
| Project : Environmental Monitoring Works For Contract No. KLN/2015/07 | | Date of Calibration: 9-Aug-18 | |
| Location : KTD2b | | Next Calibration Date: 8-Nov-18 | |
| Brand: | Tisch | Technician: Toby Wan | |
| Model: | TE-5170 | S/N: | 3838 |

| CONDITIONS | | | |
|---------------------------|--------|-----------------------------|-----|
| Sea Level Pressure (hPa): | 1003.3 | Corrected Pressure (mm Hg): | 753 |
| Temperature (°C): | 30 | Temperature (K): | 303 |

| CALIBRATION ORIFICE | | | |
|---------------------|-----------|-----------------|-----------|
| Make: | Tisch | Qstd Slope: | 2.07013 |
| Model: | TE-5025A | Qstd Intercept: | -0.01892 |
| Calibration Date: | 20-Nov-17 | Expiry Date: | 20-Nov-18 |
| S/N: | 2456 | | |

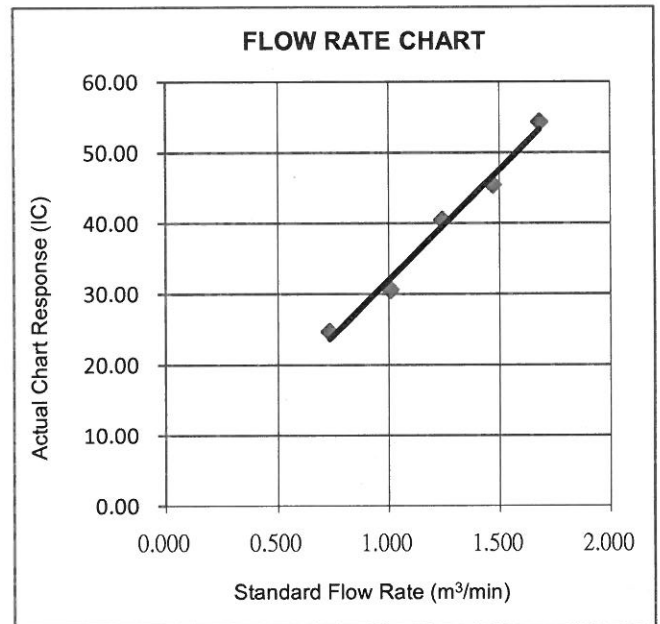
| CALIBRATIONS | | | | | | | |
|--------------|-----------------|-----------------|-------------|-------------------------------|--------------|-------------------|---|
| Plate No. | H2O (L) (in) | H2O (R) (in) | H2O (in) | Qstd (m ³ /min) | I (chart) | IC (corrected) | LINEAR REGRESSION |
| 18 | 3.80 | -8.50 | 12.300 | 1.682 | 55.00 | 54.29 | Slope = 31.2460 Intercept = 0.7345 Corr. coeff.: 0.9933 |
| 13 | 2.90 | -6.50 | 9.400 | 1.471 | 46.00 | 45.41 | |
| 10 | 1.00 | -5.70 | 6.700 | 1.243 | 41.00 | 40.47 | |
| 7 | 0.20 | -4.20 | 4.400 | 1.009 | 31.00 | 30.60 | |
| 5 | -0.80 | -3.10 | 2.300 | 0.732 | 25.00 | 24.68 | |

Calculations:

Qstd = $1/m[\text{Sqrt}(\text{H2O}(\text{Pa}/\text{Pstd})(\text{Tstd}/\text{Ta})) - b]$
 IC = $I[\text{Sqrt}(\text{Pa}/\text{Pstd})(\text{Tstd}/\text{Ta})]$
 Qstd = standard flow rate
 IC = corrected chart response
 I = actual chart response
 m = calibrator Qstd slope
 b = calibrator Qstd intercept
 Ta = actual temperature during calibration (deg K)
 Pa = actual pressure during calibration (mm Hg)
 Tstd = 298 deg K
 Pstd = 760 mm Hg

For subsequent calculation of sampler flow:

$1/m((I)[\text{Sqrt}(298/\text{Tav})(\text{Pav}/760)] - b)$
 m = sampler slope
 b = sampler intercept
 I = chart response
 Tav = daily average temperature
 Pav = daily average pressure



CHOI KAM HO
Project Consultant

Report Date: 9th August, 2018

FUGRO TECHNICAL SERVICES LIMITED

Fugro Development Centre,
5 Lok Yi Street, Tai Lam,
Tuen Mun, N.T.,
Hong Kong.

Tel : +852 2450 8233
Fax : +852 2450 6138
E-mail : matlab@fugro.com
Website : www.fugro.com

MaterialLab

Report no.: 172379CA185011A

Page 1 of 1

CALIBRATION CERTIFICATE OF SOUND LEVEL METER

Client Supplied Information

Client : MaterialLab Consultants Ltd.

Address : Room 723 & 725, 7/F., Block B, Profit Industrial Building, 1-15 Kwai Fung Crescent, Kwai Chung, N.T.

Project : Calibration Services

Details of Unit Under Test, UUT

Description : Sound Level Meter
Manufacturer : Casella

| | Meter | Microphone | Preamplifier |
|------------|---------|------------|--------------|
| Model No. | CEL-63X | CE-251 | CEL-495 |
| Serial No. | 3148029 | 01910 | 003318 |

Next Calibration Date : 12-Apr-2019
Specification Limit : EN 61672: 2003 Type 1

Laboratory Information

Description : B & K Acoustic Multifunction Calibrator 4226 (Traditional free field setting)
Equipment ID. : R-108-1
Date of Calibration : 13-Apr-2018 Ambient Temperature : 22 °C
Calibration Location : Calibration Laboratory of FTS
Method Used : By direct comparison

Calibration Results :

| Parameters | | Mean Value (dB) | Specification Limit(dB) |
|--------------------------------------|-------------|-----------------|-------------------------|
| A-weighting frequency response | 4000Hz | 1.7 | 2.6 to -0.6 |
| | 2000Hz | 1.4 | 2.8 to -0.4 |
| | 1000Hz | 0.0 | 1.1 to -1.1 |
| | 500Hz | -3.4 | -1.8 to -4.6 |
| | 250Hz | -8.8 | -7.2 to -10.0 |
| | 125Hz | -16.2 | -14.6 to -17.6 |
| | 63Hz | -26.2 | -24.7 to -27.7 |
| | 31.5Hz | -39.1 | -37.4 to -41.4 |
| Differential level linearity | 94dB-104dB | 0.0 | ± 0.6 |
| | 104dB-114dB | 0.0 | ± 0.6 |

Remarks :

1. The equipment used in this calibration is traceable to recognized National Standards.
2. The mean value is the average of four measurements.
3. For calibration: Reference SPL are 94, 104 & 114dB, range setting is 20-140dB & time weighing is fast
4. The equipment does comply with EN 61672: 2003 Type 1 sound level meter for the above measurement.
5. This is to supersede the previous report no. 172379CA185011.

Checked by : cmf Date : 5-7-2018 Certified by : RJ Leung Date : 7-7-2018
CA-R-297 (22/07/2009) Leung Kwok Tai (Assistant Manager)

** End of Report **

FUGRO TECHNICAL SERVICES LIMITED

Fugro Development Centre,
5 Lok Yi Street, Tai Lam,
Tuen Mun, N.T.,
Hong Kong.

Tel : +852 2450 8233
Fax : +852 2450 6138
E-mail : matlab@fugro.com
Website : www.fugro.com

MateriaLab

Report no.: 172379CA180329

Page 1 of 1

CALIBRATION CERTIFICATE OF SOUND LEVEL METER

Client Supplied Information

Client : MateriaLab Consultants Ltd.

Address : Room 723 & 725, 7/F., Block B Profit Industrial Building, 1-15 Kwai Fung Crescent, Kwai Chung, N.T.

Project : Calibration Services

Details of Unit Under Test, UUT

Description : Sound Level Meter

Manufacturer : Casella

Model No.

Serial No.

Next Calibration Date : 12-Feb-2019

Specification Limit : EN 61672: 2003 Type 1

| Meter | Microphone | Preamplifier |
|---------|------------|--------------|
| CL63X | CE-251 | CEL-495 |
| 1057055 | 00995 | 002317 |

Laboratory Information

Description : B & K Acoustic Multifunction Calibrator 4226 (Traditional free field setting)

Equipment ID. : R-108-1

Date of Calibration : 13-Feb-2018 Ambient Temperature : 22 °C

Calibration Location : Calibration Laboratory of FTS

Method Used : By direct comparison

Calibration Results :

| Parameters | Mean Value (dB) | Specification Limit(dB) | |
|--------------------------------|-----------------|-------------------------|----------------|
| A-weighting frequency response | 4000Hz | 0.4 | 2.6 to -0.6 |
| | 2000Hz | 1.0 | 2.8 to -0.4 |
| | 1000Hz | 0.2 | 1.1 to -1.1 |
| | 500Hz | -3.0 | -1.8 to -4.6 |
| | 250Hz | -8.3 | -7.2 to -10.0 |
| | 125Hz | -15.7 | -14.6 to -17.6 |
| | 63Hz | -25.7 | -24.7 to -27.7 |
| | 31.5Hz | -38.7 | -37.4 to -41.4 |
| Differential level linearity | 94dB-104dB | 0.1 | ± 0.6 |
| | 104dB-114dB | 0.0 | ± 0.6 |

Remarks :

1. The equipment used in this calibration is traceable to recognized National Standards.
2. The mean value is the average of four measurements.
3. For calibration: Reference SPL are 94, 104 & 114dB, range setting is 20-140dB & time weighing is fast
4. The equipment does comply with EN 61672: 2003 Type 1 sound level meter for the above measurement.

Checked by :  CA-R-297 (22/07/2009)

Date : 14-2-2018

Certified by : 

Chan Chun Wai (Manager)

Date : 26-2-2018

** End of Report **

FUGRO TECHNICAL SERVICES LIMITED

Fugro Development Centre,
5 Lok Yi Street, Tai Lam,
Tuen Mun, N.T.,
Hong Kong.

Tel : +852 2450 8233
Fax : +852 2450 6138
E-mail : matlab@fugro.com
Website : www.fugro.com

MaterialLab

Report no.: 172379CA185066A

Page 1 of 1

CALIBRATION CERTIFICATE OF SOUND LEVEL METER

Client Supplied Information

Client : MaterialLab Consultants Ltd.

Address : Room 723 & 725, 7/F., Block B Profit Industrial Building, 1-15 Kwai Fung Crescent, Kwai Chung, N.T.

Project : Calibration Services

Details of Unit Under Test, UUT

Description : Sound Level Meter
Manufacturer : Casella
Model No. :
Serial No. :
Next Calibration Date : 26-Apr-2019
Specification Limit : EN 61672: 2003 Type 1

| | Meter | Microphone | Preamplifier |
|------------|---------|------------|--------------|
| Model No. | CEL-63X | CE-251 | CEL-495 |
| Serial No. | 0873599 | 01801 | 003341 |

Laboratory Information

Description : B & K Acoustic Multifunction Calibrator 4226 (Traditional free field setting)
Equipment ID. : R-108-1
Date of Calibration : 27-Apr-2018 Ambient Temperature : 22 °C
Calibration Location : Calibration Laboratory of FTS
Method Used : By direct comparison

Calibration Results :

| Parameters | | Mean Value (dB) | Specification Limit(dB) |
|--------------------------------|-------------|-----------------|-------------------------|
| A-weighting frequency response | 4000Hz | 1.9 | 2.6 to -0.6 |
| | 2000Hz | 1.3 | 2.8 to -0.4 |
| | 1000Hz | -0.1 | 1.1 to -1.1 |
| | 500Hz | -3.5 | -1.8 to -4.6 |
| | 250Hz | -8.9 | -7.2 to -10.0 |
| | 125Hz | -16.4 | -14.6 to -17.6 |
| | 63Hz | -26.4 | -24.7 to -27.7 |
| | 31.5Hz | -39.3 | -37.4 to -41.4 |
| Differential level linearity | 94dB-104dB | 0.0 | ± 0.6 |
| | 104dB-114dB | 0.0 | ± 0.6 |

Remarks :

1. The equipment used in this calibration is traceable to recognized National Standards.
2. The mean value is the average of four measurements.
3. For calibration: Reference SPL are 94, 104 & 114dB, range setting is 20-140dB & time weighing is fast
4. The equipment does comply with EN 61672: 2003 Type 1 sound level meter for the above measurement.
5. This is to supersede the previous report no. 172379CA185066.

Checked by : [Signature] Date : 5-7-2018 Certified by : [Signature] Date : 7-7-2018
CA-R-297 (22/07/2009) Leung Kwok Tai (Assistant Manager)

** End of Report **

FUGRO TECHNICAL SERVICES LIMITED

Fugro Development Centre,
5 Lok Yi Street, Tai Lam,
Tuen Mun, N.T.,
Hong Kong.

Tel : +852 2450 8233
Fax : +852 2450 6138
E-mail : matlab@fugro.com
Website : www.fugro.com

MaterialLab

Report no.: 172379CA180671(1)

Page 1 of 1

CALIBRATION CERTIFICATE OF SOUND CALIBRATOR

Client Supplied Information

Client : MaterialLab Consultants Ltd.

Address : Room 723 & 725, 7/F., Block B Profit Industrial Building, 1-15 Kwai Fung Crescent, Kwai Chung, N.T.

Project : Calibration Services

Details of Unit Under Test, UUT

Description : Sound Calibrator
Manufacturer : Casella (Model no. CEL-120/1)
Serial No. : 5230742
Next Calibration Date : 10-Apr-2019
Specification Limit : EN 60942: 2003 Type 1

Laboratory Information

Description : Reference Sound Level Meter
Equipment ID. : R-119-1
Date of Calibration : 11-Apr-2018 Ambient Temperature : 21 °C
Calibration Location : Calibration Laboratory of FTS
Method Used : By direct comparison

Calibration Results :

| Parameters (Setting of UUT) | Mean Value (error of measurement) | Specification Limit (dB) |
|-----------------------------|-----------------------------------|--------------------------|
| 94dB | -0.4 dB | ±0.4dB |
| 114dB | 0.0 dB | |

Remarks :

1. The equipment used in this calibration is traceable to recognized National Standards.
2. The mean value is the average of four measurements.
3. The equipment does comply with the specification limit.

Checked by : 
CA-R-297 (22/07/2009)

Date : 16/4/2018

Certified by : 

Chan Chun Wai (Manager)

Date : 16/4/2018

** End of Report **

FUGRO TECHNICAL SERVICES LIMITED

Fugro Development Centre,
5 Lok Yi Street, Tai Lam,
Tuen Mun, N.T.,
Hong Kong.

Tel : +852 2450 8233
Fax : +852 2450 6138
E-mail : matlab@fugro.com
Website : www.fugro.com

MaterialLab

Report no.: 172379CA180517(1)

Page 1 of 1

CALIBRATION CERTIFICATE OF SOUND CALIBRATOR

Client Supplied Information

Client : MaterialLab Consultants Ltd.

Project : Calibration Services

Details of Unit Under Test, UUT

Description : Sound Calibrator
Manufacturer : Casella (Model no. CEL-120/1)
Serial No. : 5230758
Equipment ID : FY-SLC-01
Next Calibration Date : 11-Mar-2019
Specification Limit : EN 60942: 2003 Type 1

Laboratory Information



Description : Reference Sound level meter
Equipment ID. : R-119-1
Date of Calibration : 12-Mar-2018 Ambient Temperature : 22 °C
Calibration Location : Calibration Laboratory of FTS
Method Used : By direct comparison

Calibration Results :

| Parameters (Setting of UUT) | Mean Value (error of measurement) | Specification Limit(dB) |
|-----------------------------|-----------------------------------|-------------------------|
| 94dB | -0.4 dB | ±0.4dB |
| 114dB | -0.3 dB | |

Remarks :

1. The equipment used in this calibration is traceable to recognized National Standards.
2. The mean value is the average of four measurements.
3. The equipment does comply with the specification limit.

Checked by :  Date : 13.3.2018 Certified by :  Date : 13.3.2018
CA-R-297 (22/07/2009) Chan Chun Wai (Manager)

**** End of Report ****

FUGRO TECHNICAL SERVICES LIMITED

Fugro Development Centre,
5 Lok Yi Street, Tai Lam,
Tuen Mun, N.T.,
Hong Kong.

Tel : +852 2450 8233
Fax : +852 2450 6138
E-mail : matlab@fugro.com
Website : www.fugro.com

MaterialLab

Report No. : 183057CA185180(1)

Page 1 of 1

CALIBRATION CERTIFICATE OF ANEMOMETER

Client Supplied Information

Client : MaterialLab Consultants Ltd.

Project : Calibration Services

Details of Unit Under Test, UUT

Description : Anemometer

Manufacturer : Benetech

Model No. : GM816

Serial No. : 13372555

Equipment ID. : N/A

Next Calibration Date : 08-Jun-2019

Laboratory Information

Details of Reference Equipment –

Description : Reference Anemometer

Equipment ID. : R-101-4

Date of Calibration : 09-Jun-2018 Ambient Temperature : 22 °C

Calibration Location : Calibration Laboratory of FTS

Method Used : By direct Comparison

Calibration Results :

| Reference Reading (m/s) | UUT Reading (m/s) | Error (m/s) |
|----------------------------|----------------------|----------------|
| 1.96 | 2.2 | 0.2 |
| 4.04 | 4.1 | 0.1 |
| 6.05 | 6.2 | 0.2 |
| 8.02 | 7.9 | -0.1 |
| 10.06 | 9.7 | -0.4 |

Remark :

1. The equipment being used in this calibration is traceable to recognized National Standards.

Checked by : William Date : 12-6-2018 Certified by : Chan Chun Wai Date : 13.6.2018

CA-R-297 (22/07/2009)

Chan Chun Wai (Manager)

** End of Report **

FUGRO TECHNICAL SERVICES LIMITED

Fugro Development Centre,
5 Lok Yi Street, Tai Lam,
Tuen Mun, N.T.,
Hong Kong.

Tel : +852 2450 8233
Fax : +852 2450 6138
E-mail : matlab@fugro.com
Website : www.fugro.com



Appendix E

Environmental Monitoring Schedule

FUGRO TECHNICAL SERVICES LIMITED

Fugro Development Centre,
5 Lok Yi Street, Tai Lam,
Tuen Mun, N.T.,
Hong Kong.

Tel : +852 2450 8233
Fax : +852 2450 6138
E-mail : matlab@fugro.com
Website : www.fugro.com



Project: KL/2014/03 - Kai Tak Development – Stage 3 Infrastructure Works for Developments at the Southern Part of the Former Runway

Impact Monitoring Schedule (September 2018)

| Sun | Mon | Tue | Wed | Thur | Fri | Sat |
|-----|---|-----|--|--|--|---|
| | | | | | | 1 |
| 2 | 3 TSP Monitoring Noise Monitoring | 4 | 5 | 6 | 7 | 8 TSP Monitoring Noise Monitoring |
| 9 | 10 | 11 | 12 | 13 | 14 TSP Monitoring Noise Monitoring | 15 |
| 16 | 17 | 18 | 19 | 20 TSP Monitoring Noise Monitoring | 21 | 22 |
| 23 | 24 | 25 | 26 TSP Monitoring Noise Monitoring | 27 | 28 | 29 |
| 30 | | | | | | |

Remarks

1. Monitoring Locations – KTD1a: Centre of Excellence in Paediatric (Children’s Hospital), KTD2b: G/IC Zone next to Kwun Tong Bypass (Next to the site of the New Acute Hospital), KER1b: Site Boundary at Cheung Yip Street
2. TSP Monitoring: 24-hours TSP Monitoring per 6 days, and 3 x 1-hour TSP Monitoring per 6 days (as required in case of complaints)
3. Noise Monitoring: Leq (30 min) between 0700 and 1900 hours.

FUGRO TECHNICAL SERVICES LIMITED

Fugro Development Centre,
5 Lok Yi Street, Tai Lam,
Tuen Mun, N.T.,
Hong Kong.

Tel : +852 2450 8233
Fax : +852 2450 6138
E-mail : matlab@fugro.com
Website : www.fugro.com



Project: KL/2014/03 - Kai Tak Development – Stage 3 Infrastructure Works for Developments at the Southern Part of the Former Runway

Impact Monitoring Schedule (October 2018)

| Sun | Mon | Tue | Wed | Thur | Fri | Sat |
|-----|---|---------------------|--|--|--|--|
| | 1 | 2 TSP Monitoring | 3 Noise Monitoring | 4 | 5 | 6 |
| 7 | 8 TSP Monitoring Noise Monitoring | 9 | 10 | 11 | 12 | 13 TSP Monitoring Noise Monitoring |
| 14 | 15 | 16 | 17 | 18 | 19 TSP Monitoring Noise Monitoring | 20 |
| 21 | 22 | 23 | 24 | 25 TSP Monitoring Noise Monitoring | 26 | 27 |
| 28 | 29 | 30 | 31 TSP Monitoring Noise Monitoring | | | |

Remarks

1. Actual monitoring may be subjected to change due to any safety concern or adverse weather condition
2. Monitoring Locations – KTD1a: Centre of Excellence in Paediatric (Children’s Hospital), KTD2b: G/IC Zone next to Kwun Tong Bypass (Next to the site of the New Acute Hospital), KER1b: Site Boundary at Cheung Yip Street
3. TSP Monitoring: 24-hours TSP Monitoring per 6 days, and 3 x 1-hour TSP Monitoring per 6 days (as required in case of complaints)
4. Noise Monitoring: Leq (30 min) between 0700 and 1900 hours.

FUGRO TECHNICAL SERVICES LIMITED

Fugro Development Centre,
5 Lok Yi Street, Tai Lam,
Tuen Mun, N.T.,
Hong Kong.

Tel : +852 2450 8233
Fax : +852 2450 6138
E-mail : matlab@fugro.com
Website : www.fugro.com



Project: KL/2014/03 - Kai Tak Development – Stage 3 Infrastructure Works for Developments at the Southern Part of the Former Runway

Impact Monitoring Schedule (November 2018)

| Sun | Mon | Tue | Wed | Thur | Fri | Sat |
|-----|--|---|-----|--|--|--|
| | | | | 1 | 2 | 3 |
| 4 | 5 | 6 TSP Monitoring Noise Monitoring | 7 | 8 | 9 | 10 |
| 11 | 12 TSP Monitoring Noise Monitoring | 13 | 14 | 15 | 16 | 17 TSP Monitoring Noise Monitoring |
| 18 | 19 | 20 | 21 | 22 | 23 TSP Monitoring Noise Monitoring | 24 |
| 25 | 26 | 27 | 28 | 29 TSP Monitoring Noise Monitoring | 30 | |

Remarks

- Actual monitoring may be subjected to change due to any safety concern or adverse weather condition
- Monitoring Locations – KTD1a: Centre of Excellence in Paediatric (Children’s Hospital), KTD2b: G/IC Zone next to Kwun Tong Bypass (Next to the site of the New Acute Hospital), KER1b: Site Boundary at Cheung Yip Street
- TSP Monitoring: 24-hours TSP Monitoring per 6 days, and 3 x 1-hour TSP Monitoring per 6 days (as required in case of complaints)
- Noise Monitoring: Leq (30 min) between 0700 and 1900 hours.

FUGRO TECHNICAL SERVICES LIMITED

Fugro Development Centre,
5 Lok Yi Street, Tai Lam,
Tuen Mun, N.T.,
Hong Kong.

Tel : +852 2450 8233
Fax : +852 2450 6138
E-mail : matlab@fugro.com
Website : www.fugro.com



Project: KL/2014/03 - Kai Tak Development – Stage 3 Infrastructure Works for Developments at the Southern Part of the Former Runway

Impact Monitoring Schedule (December 2018)

| Sun | Mon | Tue | Wed | Thur | Fri | Sat |
|-----|--|--|---|------|--|--|
| | | | | | | 1 |
| 2 | 3 | 4 | 5 TSP Monitoring Noise Monitoring | 6 | 7 | 8 |
| 9 | 10 | 11 TSP Monitoring Noise Monitoring | 12 | 13 | 14 | 15 |
| 16 | 17 TSP Monitoring Noise Monitoring | 18 | 19 | 20 | 21 | 22 TSP Monitoring Noise Monitoring |
| 23 | 24 | 25 | 26 | 27 | 28 TSP Monitoring Noise Monitoring | 29 |
| 30 | 31 | | | | | |

Remarks

1. Actual monitoring may be subjected to change due to any safety concern or adverse weather condition
2. Monitoring Locations – KTD1a: Centre of Excellence in Paediatric (Children's Hospital), KTD2b: G/IC Zone next to Kwun Tong Bypass (Next to the site of the New Acute Hospital), KER1b: Site Boundary at Cheung Yip Street
3. TSP Monitoring: 24-hours TSP Monitoring per 6 days, and 3 x 1-hour TSP Monitoring per 6 days (as required in case of complaints)
4. Noise Monitoring: Leq (30 min) between 0700 and 1900 hours.

FUGRO TECHNICAL SERVICES LIMITED

Fugro Development Centre,
5 Lok Yi Street, Tai Lam,
Tuen Mun, N.T.,
Hong Kong.

Tel : +852 2450 8233
Fax : +852 2450 6138
E-mail : matlab@fugro.com
Website : www.fugro.com



Appendix F

Air Quality Monitoring Data

**24-hour TSP Monitoring Result for
Kai Tak Development - Stage 3 Infrastructure Works for
Developments at the Southern Part of the Former Runway**

KTD1a - Centre of Excellence in Paediatrics (Children's Hospital)

| Start Date | Weather Condition | Air Temperature (K) | Atmospheric Pressure, Pa (mmHg) | Filter Weight (g) | | Particulate weight (g) | Sampling Time(hrs) | Flow Rate (m ³ /min.) | | Average flow (m ³ /min.) | Total volume (m ³) | Conc. (ug/m ³) | Action Level (ug/m ³) | Limit Level (ug/m ³) | |
|------------|-------------------|---------------------|---------------------------------|-------------------|--------|------------------------|--------------------|----------------------------------|-------|-------------------------------------|--------------------------------|----------------------------|-----------------------------------|----------------------------------|--|
| | | | | Initial | Final | | | Initial | Final | | | | | | |
| 3-Sep-18 | Fine | 300.7 | 755.2 | 2.6972 | 2.7431 | 0.0459 | 24 | 1.24 | 1.25 | 1.24 | 1789.4 | 26 | 177 | 260 | |
| 8-Sep-18 | Fine | 300.4 | 756.5 | 2.6634 | 2.7180 | 0.0546 | 24 | 1.37 | 1.38 | 1.37 | 1976.1 | 28 | | | |
| 14-Sep-18 | Fine | 301.8 | 757.0 | 2.7168 | 2.7950 | 0.0782 | 24 | 1.24 | 1.25 | 1.24 | 1788.8 | 44 | | | |
| 20-Sep-18 | Sunny | 302.0 | 758.0 | 2.6786 | 2.8004 | 0.1218 | 24 | 1.30 | 1.31 | 1.31 | 1881.7 | 65 | | | |
| 26-Sep-18 | Cloudy | 299.8 | 757.3 | 2.6723 | 2.8137 | 0.1414 | 24 | 1.43 | 1.44 | 1.44 | 2070.6 | 68 | | | |
| | | | | | | | | | | | | Min | 26 | | |
| | | | | | | | | | | | | Max | 68 | | |
| | | | | | | | | | | | | Average | 46 | | |

KTD 2b: G/C Zone next to Kwun Tong Bypass (Next to the site of the New Acute Hospital)

| Start Date | Weather Condition | Air Temperature (K) | Atmospheric Pressure, Pa (mmHg) | Filter Weight (g) | | Particulate weight (g) | Sampling Time(hrs) | Flow Rate (m ³ /min.) | | Average flow (m ³ /min.) | Total volume (m ³) | Conc. (ug/m ³) | Action Level (ug/m ³) | Limit Level (ug/m ³) | |
|------------|-------------------|---------------------|---------------------------------|-------------------|--------|------------------------|--------------------|----------------------------------|-------|-------------------------------------|--------------------------------|----------------------------|-----------------------------------|----------------------------------|--|
| | | | | Initial | Final | | | Initial | Final | | | | | | |
| 3-Sep-18 | Fine | 300.7 | 755.2 | 2.7003 | 2.7870 | 0.0867 | 24 | 1.55 | 1.57 | 1.56 | 2248.0 | 39 | 157 | 260 | |
| 8-Sep-18 | Fine | 300.4 | 756.5 | 2.6838 | 2.8054 | 0.1216 | 24 | 1.56 | 1.57 | 1.56 | 2249.8 | 54 | | | |
| 14-Sep-18 | Fine | 301.8 | 757.0 | 2.7025 | 2.7897 | 0.0872 | 24 | 1.26 | 1.27 | 1.27 | 1826.1 | 48 | | | |
| 20-Sep-18 | Sunny | 302.0 | 758.0 | 2.6805 | 2.7992 | 0.1187 | 24 | 1.34 | 1.35 | 1.34 | 1931.7 | 61 | | | |
| 26-Sep-18 | Cloudy | 299.8 | 757.3 | 2.6829 | 2.7766 | 0.0937 | 24 | 1.19 | 1.20 | 1.20 | 1724.5 | 54 | | | |
| | | | | | | | | | | | | Min | 39 | | |
| | | | | | | | | | | | | Max | 61 | | |
| | | | | | | | | | | | | Average | 51 | | |

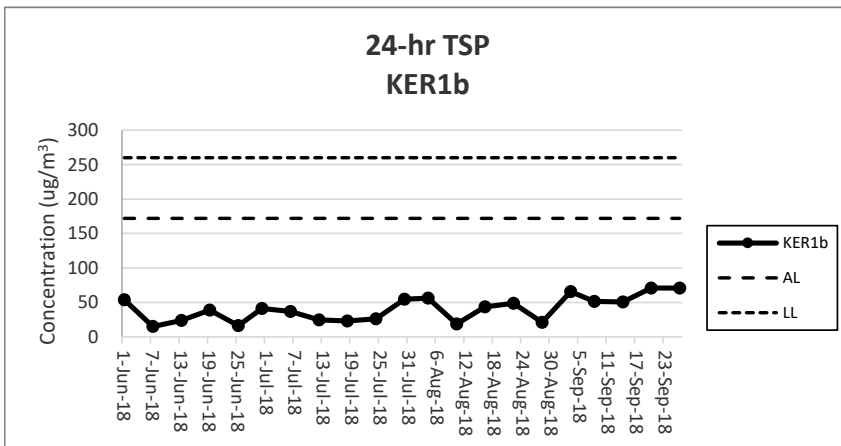
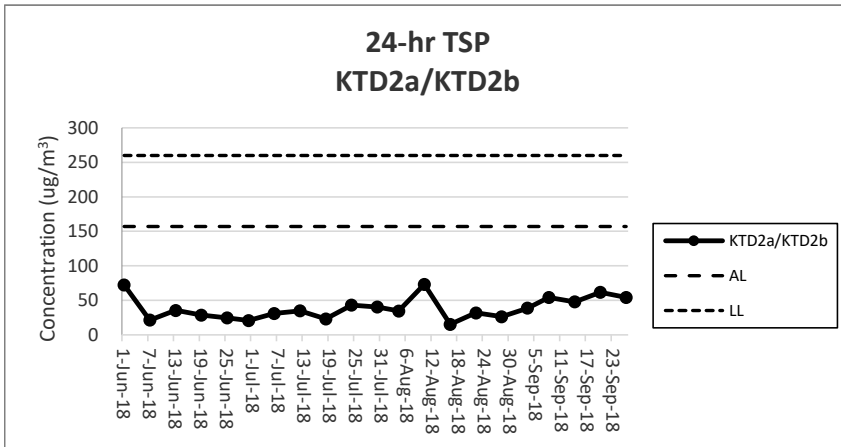
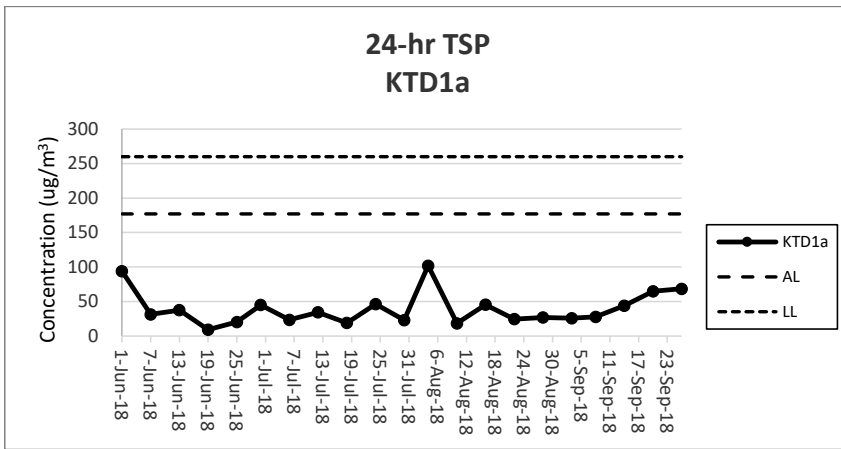
KER1b - Site Boundary at Cheung Yip Street

| Start Date | Weather Condition | Air Temperature (K) | Atmospheric Pressure, Pa (mmHg) | Filter Weight (g) | | Particulate weight (g) | Sampling Time(hrs) | Flow Rate (m ³ /min.) | | Average flow (m ³ /min.) | Total volume (m ³) | Conc. (ug/m ³) | Action Level (ug/m ³) | Limit Level (ug/m ³) | |
|------------|-------------------|---------------------|---------------------------------|-------------------|--------|------------------------|--------------------|----------------------------------|-------|-------------------------------------|--------------------------------|----------------------------|-----------------------------------|----------------------------------|--|
| | | | | Initial | Final | | | Initial | Final | | | | | | |
| 3-Sep-18 | Fine | 300.7 | 755.2 | 2.6895 | 2.7876 | 0.0981 | 24 | 1.03 | 1.04 | 1.04 | 1490.5 | 66 | 172 | 260 | |
| 8-Sep-18 | Fine | 300.4 | 756.5 | 2.6943 | 2.7710 | 0.0767 | 24 | 1.03 | 1.04 | 1.04 | 1491.8 | 51 | | | |
| 14-Sep-18 | Fine | 301.8 | 757.0 | 2.6876 | 2.7770 | 0.0894 | 24 | 1.21 | 1.23 | 1.22 | 1755.8 | 51 | | | |
| 20-Sep-18 | Sunny | 302.0 | 758.0 | 2.6796 | 2.8043 | 0.1247 | 24 | 1.21 | 1.23 | 1.22 | 1756.2 | 71 | | | |
| 26-Sep-18 | Cloudy | 299.8 | 757.3 | 2.6785 | 2.8033 | 0.1248 | 24 | 1.22 | 1.23 | 1.22 | 1759.6 | 71 | | | |
| | | | | | | | | | | | | Min | 51 | | |
| | | | | | | | | | | | | Max | 71 | | |
| | | | | | | | | | | | | Average | 62 | | |

Note:

Underline: Exceedance of Action Level

Underline and Bold: Exceedance of Limit Level



Note:

- 1) The major activities being carried out on site during the reporting period can be referred to Section 1.3.2.
- 2) The weather conditions during the reporting period can be referred to Appendix K.
- 3) Any other factors which might affect the monitoring results can be referred to Section 2.6.4.
- 4) QA/QC results, calibration results and detection limits can be referred to Appendix D.
- 5) KTD 2a was relocated to KTD2b on 9 August 2018

FUGRO TECHNICAL SERVICES LIMITED

Fugro Development Centre,
5 Lok Yi Street, Tai Lam,
Tuen Mun, N.T.,
Hong Kong.

Tel : +852 2450 8233
Fax : +852 2450 6138
E-mail : matlab@fugro.com
Website : www.fugro.com



Appendix G

Noise Monitoring Data

**Noise Impact Monitoring Result for
Kai Tak Development - Stage 3 Infrastructure Works for
Developments at the Southern Part of the Former Runway**

KTD 1a: Centre of Excellence in Paediatrics (Children's Hospital)

| Date | Start Time | Leq 30min dB(A) | L10 dB(A) | L90 dB(A) | Wind Speed (m/s) | Weather |
|-----------|--------------------|--------------------|--------------|--------------|---------------------|---------|
| 3-Sep-18 | 13:35 | 69 | 71 | 66 | 0.0 | Fine |
| 8-Sep-18 | 9:00 | 69 | 71 | 67 | 0.0 | Fine |
| 14-Sep-18 | 9:30 | 71 | 74 | 70 | 0.2 | Fine |
| 20-Sep-18 | 10:06 | 70 | 70 | 68 | 0.1 | Sunny |
| 26-Sep-18 | 10:05 | 72 | 73 | 68 | 0.2 | Cloudy |
| | Max | 72 | | | | |
| | Min | 69 | | | | |
| | Limit Level | 75 | | | | |

KTD 2b: G/C Zone next to Kwun Tong Bypass (Next to the site of the New Acute Hospital)

| Date | Start Time | Leq 30min dB(A) | L10 dB(A) | L90 dB(A) | Wind Speed (m/s) | Weather |
|-----------|--------------------|--------------------|--------------|--------------|---------------------|---------|
| 3-Sep-18 | 14:13 | 60 | 63 | 56 | 1.4 | Fine |
| 8-Sep-18 | 10:00 | 61 | 62 | 60 | 0.5 | Fine |
| 14-Sep-18 | 10:30 | 60 | 63 | 57 | 0.5 | Fine |
| 20-Sep-18 | 11:02 | 59 | 60 | 56 | 0.0 | Sunny |
| 26-Sep-18 | 9:30 | 63 | 64 | 63 | 0.1 | Cloudy |
| | Max | 63 | | | | |
| | Min | 59 | | | | |
| | Limit Level | 75 | | | | |

KER 1b: Site Boundary at Cheung Yip Street

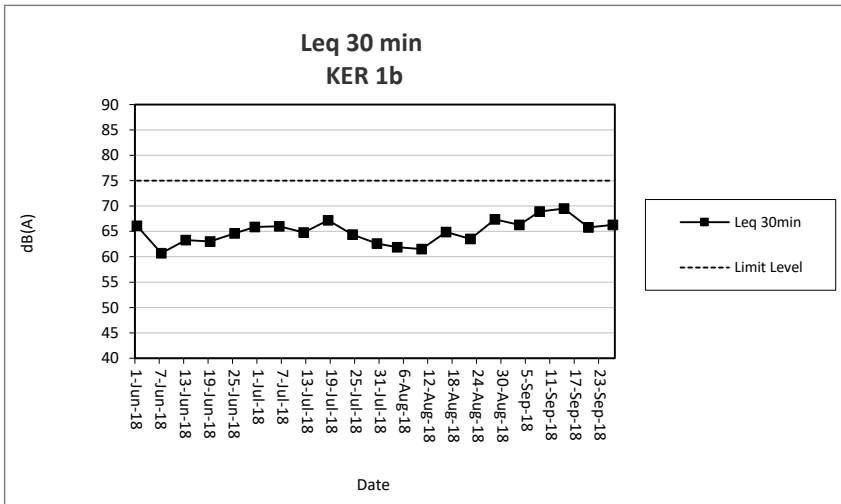
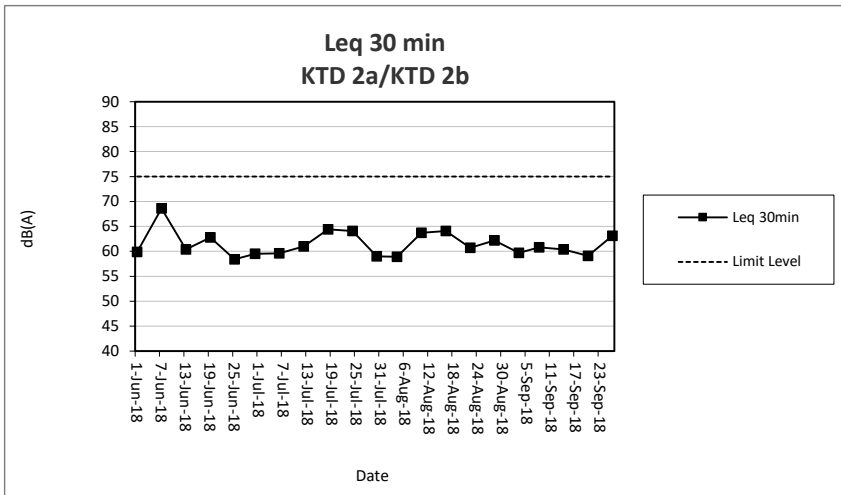
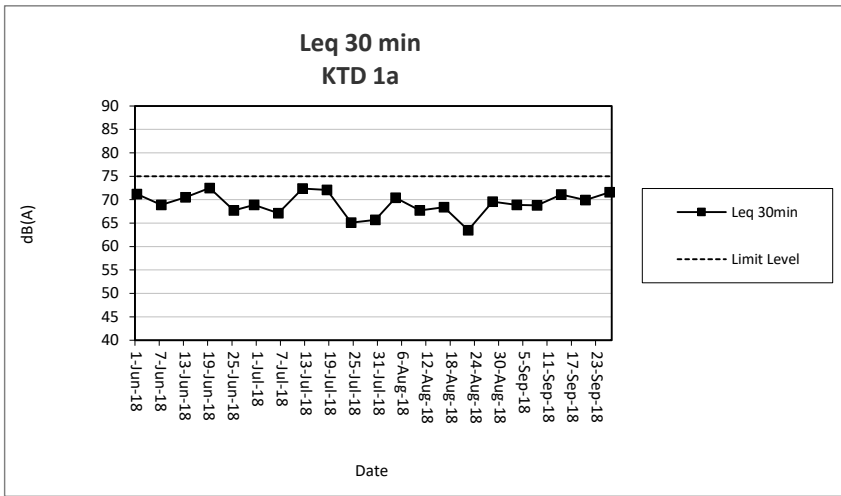
| Date | Start Time | Leq 30min dB(A) | L10 dB(A) | L90 dB(A) | Wind Speed (m/s) | Weather |
|-----------|--------------------|--------------------|--------------|--------------|---------------------|---------|
| 3-Sep-18 | 13:00 | 66 | 69 | 60 | 1.1 | Fine |
| 8-Sep-18 | 8:30 | 69 | 71 | 67 | 0.1 | Fine |
| 14-Sep-18 | 8:30 | 70 | 73 | 67 | 0.0 | Fine |
| 20-Sep-18 | 9:25 | 66 | 69 | 61 | 0.1 | Sunny |
| 26-Sep-18 | 10:48 | 66 | 69 | 64 | 0.4 | Cloudy |
| | Max | 70 | | | | |
| | Min | 66 | | | | |
| | Limit Level | 75 | | | | |

Note:

KTD1a: Façade Measurement

KTD2b & KER1b: Free-field measurement (+3dB(A) correction has been applied)

No raining or wind with speed over 5 m/s was observed during noise monitoring according to the onsite observation.



Note:

- 1) The major activities being carried out on site during the reporting period can be referred to Section 1.3.2.
- 2) The weather conditions during the reporting period can be referred to Appendix K.
- 3) Any other factors which might affect the monitoring results can be referred to Section 3.7.2.
- 4) QA/QC results, calibration results and detection limits can be referred to Appendix D.
- 5) KTD 2a was relocated to KTD2b on 9 August 2018

FUGRO TECHNICAL SERVICES LIMITED

Fugro Development Centre,
5 Lok Yi Street, Tai Lam,
Tuen Mun, N.T.,
Hong Kong.

Tel : +852 2450 8233
Fax : +852 2450 6138
E-mail : matlab@fugro.com
Website : www.fugro.com



Appendix H

Events and Action Plan

FUGRO TECHNICAL SERVICES LIMITED

Fugro Development Centre,
5 Lok Yi Street, Tai Lam,
Tuen Mun, N.T.,
Hong Kong.

Tel : +852 2450 8233
Fax : +852 2450 6138
E-mail : matlab@fugro.com
Website : www.fugro.com



Event and Action Plan for Construction Dust Monitoring

| EVENT | ACTION | | | |
|---|---|---|---|---|
| | ET | IEC | ER | Contractor |
| Action Level | | | | |
| Exceedance for one sample. | <ol style="list-style-type: none"> 1. Identify sources, investigate the causes of complaint and propose remedial measures. 2. Inform IEC and ER. 3. Repeat measurement to confirm finding;. 4. Increase monitoring frequency | <ol style="list-style-type: none"> 1. Check monitoring data submitted by the ET. 2. Check the Contractor's working methods. | <ol style="list-style-type: none"> 1. Notify the Contractor. | <ol style="list-style-type: none"> 1. Rectify any unacceptable practices. 2. Amend working methods agreed with the ER as appropriate. |
| Exceedance for two or more consecutive samples. | <ol style="list-style-type: none"> 1. Identify sources. 2. Inform the IEC and ER. 3. Advise the ER on the effectiveness of the proposed remedial measures; 4. Repeat measurements to confirm findings. 5. Increase monitoring frequency to daily. 6. Discuss with the IEC, ER and Contractor on remedial action required. 7. If exceedance continues, arrange meeting with the IEC, Contractor and ER. 8. If exceedance stops, cease additional monitoring. | <ol style="list-style-type: none"> 1. Check monitoring data submitted by the ET. 2. Check the Contractor's working methods. 3. Discuss with the ET, ER and Contractor on possible remedial measures if required. 4. Advise the ER on the effectiveness of proposed remedial measures if required. | <ol style="list-style-type: none"> 1. Notify the Contractor. 2. Ensure remedial measures properly implemented. | <ol style="list-style-type: none"> 1. Submit proposals for remedial action to the ER within 3 working days of notification. 2. Implement the agreed proposals. 3. Amend proposal as appropriate |
| Limit Level | | | | |
| Exceedance for one sample. | <ol style="list-style-type: none"> 1. Identify sources, investigate causes of exceedance and proposed remedial measures. 2. Inform the IEC, ER, and Contractor. 3. Repeat measurement to confirm finding. 4. Increase monitoring frequency to daily. 5. Assess effectiveness of the Contractor's remedial action and keep the IEC and ER informed of the results | <ol style="list-style-type: none"> 1. Check monitoring data submitted by the ET. 2. Check the Contractor's working methods. 3. Discuss with the ET, ER and Contractor on possible remedial measures. 4. Advise the ER and ET on the effectiveness of the proposed remedial measures. 5. Supervise the implementation of remedial measures. | <ol style="list-style-type: none"> 1. Confirm receipt of the notification of exceedance in writing. 2. Notify the Contractor. 3. Ensure remedial measures are properly implemented. | <ol style="list-style-type: none"> 1. Take immediate action to avoid further exceedance. 2. Submit proposals for remedial action to the ER and copy to the ET and IEC within 3 working days of notification. 3. Implement the agreed proposals. 4. Amend proposal as appropriate. |
| Exceedance for two or more consecutive samples | <ol style="list-style-type: none"> 1. Notify the IEC, ER and Contractor. 2. Identify sources. 3. Repeat measurements to confirm findings. 4. Increase monitoring frequency to daily. 5. Carry out analysis of the Contractor's working procedures with the ER to determine the possible mitigation to be implemented. 6. Arrange meeting with the IEC and ER to discuss the remedial | <ol style="list-style-type: none"> 1. Discuss amongst the ER, ET and Contractor on the potential remedial action. 2. Review the Contractor's remedial action whenever necessary to assure their effectiveness and advise the ER and ET accordingly. 3. Supervise the implementation of remedial measures. | <ol style="list-style-type: none"> 1. Confirm receipt of the notification of exceedance in writing. 2. Notify the Contractor. 3. In consultation with the IEC and ET, agree with the Contractor on the remedial measures to be implemented. 4. Ensure remedial measures are properly implemented. 5. If exceedance continues, consider | <ol style="list-style-type: none"> 1. Take immediate action to avoid further exceedance. 2. Submit proposals for remedial action to the ER and copy to the IEC and ET within 3 working days of notification. 3. Implement the agreed proposals. 4. Resubmit proposals if problems still not under control. 5. Stop the relevant portion of works as determined by the ER |

FUGRO TECHNICAL SERVICES LIMITED

Fugro Development Centre,
5 Lok Yi Street, Tai Lam,
Tuen Mun, N.T.,
Hong Kong.

Tel : +852 2450 8233
Fax : +852 2450 6138
E-mail : matlab@fugro.com
Website : www.fugro.com



| EVENT | ACTION | | | |
|-------|--|-----|---|--|
| | ET | IEC | ER | Contractor |
| | <p>action to be taken.</p> <p>7. Assess the effectiveness of the Contractor's remedial action and keep the IEC, EPD and ER informed of the results.</p> <p>8. If exceedance stops, cease additional monitoring</p> | | <p>what portion of works is responsible and instruct the Contractor to stop that portion of works until the exceedance is abated.</p> | <p>until the exceedance is abated.</p> |

FUGRO TECHNICAL SERVICES LIMITED

Fugro Development Centre,
5 Lok Yi Street, Tai Lam,
Tuen Mun, N.T.,
Hong Kong.

Tel : +852 2450 8233
Fax : +852 2450 6138
E-mail : matlab@fugro.com
Website : www.fugro.com



Event and Action Plan for Noise Impact

| EVENT | ACTION | | | |
|--------------|---|---|---|---|
| | ET | IEC | ER | Contractor |
| Action Level | <ol style="list-style-type: none"> 1. Notify the IEC, ER and Contractor. 2. Carry out investigation. 3. Report the results of investigation to the IEC and Contractor. 4. Discuss jointly with the ER and Contractor and formulate remedial measures. 5. Increase the monitoring frequency to check the mitigation effectiveness | <ol style="list-style-type: none"> 1. Review the monitoring data submitted by the ET. 2. Review the construction methods and proposed remedial measures by the Contractor, and advise the ET and ER if the proposed remedial measures would be sufficient | <ol style="list-style-type: none"> 1. Notify the Contractor. 2. Require the Contractor to propose remedial measures for implementation if required. | <ol style="list-style-type: none"> 1. Submit noise mitigation proposals to the ER and copy to the IEC and ET. 2. Implement noise mitigation proposals. |
| Limit Level | <ol style="list-style-type: none"> 1. Notify the IEC, ER and Contractor. 2. Identify sources. 3. Repeat measurements to confirm findings. 4. Carry out analysis of the Contractor's working procedures with the ER and Contractor to determine possible mitigations to be implemented. 5. Record the causes and action taken for the exceedances. 6. Increase the monitoring frequency. 7. Assess the effectiveness of the Contractor's remedial action with the ER and keep the IEC informed of the results. 8. If exceedance stops, cease additional monitoring | <ol style="list-style-type: none"> 1. Discuss amongst the ER, ET and Contractor on the potential remedial action. 2. Review the Contractor's remedial action whenever necessary to assure their effectiveness and advise the ER accordingly. 3. Supervise the implementation of remedial measures. | <ol style="list-style-type: none"> 1. Confirm receipt of notification of exceedance in writing. 2. Notify the Contractor. 3. Require the Contractor to propose remedial measures for the analysed noise problems. 4. Ensure remedial measures are properly implemented. 5. If exceedance continues, consider what portion of work is responsible and instruct the Contractor to stop that portion of works until the exceedance is abated. | <ol style="list-style-type: none"> 1. Take immediate action to avoid further exceedance. 2. Submit proposals for remedial action to the ER and copy to the ET and IEC within 3 working days of notification. 3. Implement the agreed proposals. 4. Resubmit proposals if problems still not under control. 5. Stop the relevant portion of works as determined by the ER until the exceedance is abated. |

FUGRO TECHNICAL SERVICES LIMITED

Fugro Development Centre,
5 Lok Yi Street, Tai Lam,
Tuen Mun, N.T.,
Hong Kong.

Tel : +852 2450 8233
Fax : +852 2450 6138
E-mail : matlab@fugro.com
Website : www.fugro.com



Event and Action Plan for Landscape and Visual Impact

| EVENT | ACTION | | | |
|--------------------------------|--|---|--|---|
| | ET | IEC | ER | Contractor |
| Non-conformity on one occasion | <ol style="list-style-type: none"> 1. Identify Source 2. Inform the IEC and the ER 3. Discuss remedial actions with the IEC, the ER and the Contractor 4. Monitor remedial actions until rectification has been completed | <ol style="list-style-type: none"> 1. Check report 2. Check the Contractor's working method 3. Discuss with the ET and the Contractor on possible remedial measures 4. Advise the ER on effectiveness of proposed remedial measures. 5. Check implementation of remedial measures. | <ol style="list-style-type: none"> 1. Notify Contractor 2. Ensure remedial measures are properly implemented | <ol style="list-style-type: none"> 1. Amend working methods 2. Rectify damage and undertake any necessary replacement |
| Repeated Non-conformity | <ol style="list-style-type: none"> 1. Identify Source 2. Inform the IEC and the ER 3. Increase monitoring frequency 4. Discuss remedial actions with the IEC, the ER and the Contractor 5. Monitor remedial actions until rectification has been completed 6. If exceedance stops, cease additional monitoring | <ol style="list-style-type: none"> 1. Check monitoring report 2. Check the Contractor's working method 3. Discuss with the ET and the Contractor on possible remedial measures 4. Advise the ER on effectiveness of proposed remedial measures 5. Supervise implementation of remedial measures. | <ol style="list-style-type: none"> 1. Notify the Contractor 2. Ensure remedial measures are properly implemented | <ol style="list-style-type: none"> 1. Amend working methods 2. Rectify damage and undertake any necessary replacement |

FUGRO TECHNICAL SERVICES LIMITED

Fugro Development Centre,
5 Lok Yi Street, Tai Lam,
Tuen Mun, N.T.,
Hong Kong.

Tel : +852 2450 8233
Fax : +852 2450 6138
E-mail : matlab@fugro.com
Website : www.fugro.com



Appendix I

Waste Flow Table

FUGRO TECHNICAL SERVICES LIMITED

Fugro Development Centre,
5 Lok Yi Street, Tai Lam,
Tuen Mun, N.T.,
Hong Kong.

Tel : +852 2450 8233
Fax : +852 2450 6138
E-mail : matlab@fugro.com
Website : www.fugro.com



| Waste Flow Table for Year 2016 | | | | | | | | | | | |
|--------------------------------|--|-------------------------------------|--------------------------|--------------------------|--------------------------|--------------------------|---|----------------------------|-----------------------|----------------|-----------------------------|
| Monthly Ending | Actual Quantities of Inert C&D Materials Generated Monthly | | | | | | Actual Quantities of Non-inert C&D Wastes Generated Monthly | | | | |
| | Total Quantity Generated (Inert C&D) | Hard Rock and Large Broken Concrete | Reused in the Contract | Reused in other Projects | Disposed as Public Fill | Imported Fill | Metals | Paper/ cardboard packaging | Plastics (see Note 2) | Chemical Waste | Others, e.g. general refuse |
| | (in '000m ³) | (in '000m ³) | (in '000m ³) | (in '000m ³) | (in '000m ³) | (in '000m ³) | (in '000 kg) | (in '000kg) | (in '000kg) | (in '000kg) | (in '000m ³) |
| 2016 Jan | 0.159 | 0.101 | 0.058 | Nil | Nil | Nil | Nil | 0.023 | 0.00002 | 0.0158 | 0.0335 |
| 2016 Feb | 0.291 | 0.050 | 0.241 | Nil | Nil | Nil | 1.34 | 0.023 | 0.00002 | 0.0158 | 0.0335 |
| 2016 Mar | 2.7389 | 0.0407 | 0.0662 | Nil | 2.632 | Nil | 5.92 | 0.023 | 0.00002 | 0.0158 | 0.0571 |
| 2016 Apr | 4.1718 | 0.0578 | 0.462 | Nil | 3.652 | Nil | 12.5 | 0.023 | 0.00002 | 0.0158 | 0.0426 |
| 2016 May | 3.592 | Nil | 0.299 | Nil | 3.293 | Nil | 5.23 | 0.023 | 0.00002 | 0.0158 | 0.0621 |
| 2016 June | 4.6035 | Nil | 0.8555 | Nil | 3.748 | Nil | Nil | 0.023 | 0.00002 | 0.0158 | 0.0619 |
| 2016 July | 6.155 | 0.153 | 0.015 | Nil | 5.987 | Nil | 7.84 | 0.023 | 0.00002 | 0.0158 | 0.0433 |
| 2016 Aug | 5.1155 | Nil | Nil | Nil | 5.1155 | Nil | 19.93 | 0.023 | Nil | Nil | 0.0147 |
| 2016 Sept | 7.2267 | Nil | Nil | Nil | 7.2267 | Nil | 33.65 | 0.023 | Nil | Nil | 0.0103 |
| 2016 Oct | 4.6448 | Nil | Nil | Nil | 4.6448 | Nil | 13.30 | 0.023 | Nil | Nil | 0.0385 |
| 2016 Nov | 6.1626 | Nil | Nil | Nil | 6.1626 | Nil | 27.06 | 0.023 | Nil | Nil | 0.0192 |
| 2016 Dec | 6.3522 | Nil | Nil | Nil | 6.3522 | Nil | 13.30 | 0.023 | Nil | Nil | 0.0121 |
| Total | 51.213 | 0.4025 | 1.9967 | Nil | 48.8138 | Nil | 140.07 | 0.276 | 0.00014 | 0.1106 | 0.4288 |

Note:

- 1) The waste flow table shall also include C&D materials that are specified in the Contract to be imported for use at the Site.
- 2) Plastics refer to plastic bottles/containers, plastic sheets/foam from packaging materials.

FUGRO TECHNICAL SERVICES LIMITED

Fugro Development Centre,
5 Lok Yi Street, Tai Lam,
Tuen Mun, N.T.,
Hong Kong.

Tel : +852 2450 8233
Fax : +852 2450 6138
E-mail : matlab@fugro.com
Website : www.fugro.com



| Waste Flow Table for Year 2017 | | | | | | | | | | | |
|--------------------------------|--|-------------------------------------|--------------------------|--------------------------|--------------------------|--------------------------|---|----------------------------|-----------------------|----------------|-----------------------------|
| Monthly Ending | Actual Quantities of Inert C&D Materials Generated Monthly | | | | | | Actual Quantities of Non-inert C&D Wastes Generated Monthly | | | | |
| | Total Quantity Generated (Inert C&D) | Hard Rock and Large Broken Concrete | Reused in the Contract | Reused in other Projects | Disposed as Public Fill | Imported Fill | Metals | Paper/ cardboard packaging | Plastics (see Note 2) | Chemical Waste | Others, e.g. general refuse |
| | (in '000m ³) | (in '000m ³) | (in '000m ³) | (in '000m ³) | (in '000m ³) | (in '000m ³) | (in '000 kg) | (in '000kg) | (in '000kg) | (in '000kg) | (in '000m ³) |
| 2017 Jan | 4.2300 | Nil | Nil | Nil | 4.2300 | Nil | 0.015 | 0.023 | Nil | Nil | 0.0109 |
| 2017 Feb | 3.2128 | Nil | Nil | Nil | 3.2128 | Nil | 0.015 | 0.023 | Nil | Nil | 0.0096 |
| 2017 Mar | 9.4759 | Nil | Nil | Nil | 9.4759 | Nil | 0.034 | 0.023 | Nil | Nil | 0.0162 |
| 2017 Apr | 4.8827 | Nil | Nil | Nil | 4.8827 | Nil | 0.016 | 0.023 | Nil | Nil | 0.0062 |
| 2017 May | 3.0366 | Nil | Nil | Nil | 3.0366 | Nil | 0.022 | 0.023 | Nil | Nil | 0.0282 |
| 2017 Jun | 2.5656 | Nil | Nil | Nil | 2.5656 | Nil | 41.25 | Nil | Nil | Nil | 0.0357 |
| 2017 Jul | 5.5267 | Nil | 0.7851 | Nil | 4.7416 | Nil | 4.01 | 0.4515 | Nil | 0.25 | 0.0364 |
| 2017 Aug | 11.4734 | Nil | 0.0276 | Nil | 11.4458 | Nil | 7.4 | Nil | Nil | Nil | 0.0196 |
| 2017 Sep | 23.9373 | Nil | 2.6167 | Nil | 21.3206 | Nil | 3.52 | Nil | Nil | Nil | 0.0333 |
| 2017 Oct | 17.8261 | Nil | 0.4069 | Nil | 17.4192 | Nil | Nil | Nil | Nil | Nil | 0.0156 |
| 2017 Nov | 5.8834 | Nil | 0.6664 | Nil | 5.217 | Nil | Nil | Nil | Nil | Nil | 0.023 |
| 2017 Dec | 21.3554 | Nil | 0.4763 | Nil | 20.8791 | Nil | 29.13 | Nil | Nil | Nil | 0.022 |
| Total | 113.4059 | Nil | 4.9790 | Nil | 108.4269 | Nil | 85.412 | 0.5665 | Nil | 0.25 | 0.2567 |

Note:

- 1) The waste flow table shall also include C&D materials that are specified in the Contract to be imported for use at the Site.
- 2) Plastics refer to plastic bottles/containers, plastic sheets/foam from packaging materials.

FUGRO TECHNICAL SERVICES LIMITED

Fugro Development Centre,
5 Lok Yi Street, Tai Lam,
Tuen Mun, N.T.,
Hong Kong.

Tel : +852 2450 8233
Fax : +852 2450 6138
E-mail : matlab@fugro.com
Website : www.fugro.com



Waste Flow Table for Year 2018

| Monthly Ending | Actual Quantities of Inert C&D Materials Generated Monthly | | | | | | Actual Quantities of Non-inert C&D Wastes Generated Monthly | | | | |
|----------------|--|-------------------------------------|--------------------------|--------------------------|--------------------------|--------------------------|---|----------------------------|-----------------------|----------------|-----------------------------|
| | Total Quantity Generated (Inert C&D) | Hard Rock and Large Broken Concrete | Reused in the Contract | Reused in other Projects | Disposed as Public Fill | Imported Fill | Metals | Paper/ cardboard packaging | Plastics (see Note 2) | Chemical Waste | Others, e.g. general refuse |
| | (in '000m ³) | (in '000m ³) | (in '000m ³) | (in '000m ³) | (in '000m ³) | (in '000m ³) | (in '000 kg) | (in '000kg) | (in '000kg) | (in '000kg) | (in '000m ³) |
| 2018 Jan | 10.2340 | Nil | Nil | Nil | 10.2340 | Nil | 32.39 | Nil | Nil | Nil | 0.0161 |
| 2018 Feb | 6.5256 | Nil | Nil | Nil | 6.5256 | Nil | Nil | Nil | Nil | Nil | 0.0235 |
| 2018 Mar | 28.1995 | Nil | Nil | Nil | 28.1995 | Nil | 54.54 | Nil | Nil | Nil | 0.0190 |
| 2018 Apr | 11.2165 | Nil | Nil | Nil | 11.2165 | Nil | Nil | Nil | Nil | Nil | 0.0270 |
| 2018 May | 5.6011 | Nil | Nil | Nil | 5.6011 | Nil | Nil | Nil | Nil | Nil | 0.0140 |
| 2018 Jun | 5.8072 | Nil | Nil | Nil | 5.8072 | Nil | 93.3 | Nil | Nil | Nil | 0.0235 |
| 2018 Jul | 7.4206 | Nil | Nil | Nil | 7.4206 | Nil | Nil | Nil | Nil | Nil | 0.0383 |
| 2018 Aug | 2.0815 | Nil | Nil | Nil | 2.0815 | Nil | Nil | Nil | Nil | Nil | 0.0665 |
| 2018 Sep | 0.3710 | Nil | Nil | Nil | 0.3710 | Nil | Nil | Nil | Nil | Nil | 0.0436 |
| 2018 Oct | | | | | | | | | | | |
| 2018 Nov | | | | | | | | | | | |
| 2018 Dec | | | | | | | | | | | |
| Total | 77.4570 | Nil | Nil | Nil | 77.4570 | Nil | 180.23 | Nil | Nil | Nil | 0.2716 |

Note:

- 1) The waste flow table shall also include C&D materials that are specified in the Contract to be imported for use at the Site.
- 2) Plastics refer to plastic bottles/containers, plastic sheets/foam from packaging materials.

FUGRO TECHNICAL SERVICES LIMITED

Fugro Development Centre,
5 Lok Yi Street, Tai Lam,
Tuen Mun, N.T.,
Hong Kong.

Tel : +852 2450 8233
Fax : +852 2450 6138
E-mail : matlab@fugro.com
Website : www.fugro.com



Appendix J

Environmental Mitigation Implementation Schedule (EMIS)

FUGRO TECHNICAL SERVICES LIMITED

Fugro Development Centre,
5 Lok Yi Street, Tai Lam,
Tuen Mun, N.T.,
Hong Kong.

Tel : +852 2450 8233
Fax : +852 2450 6138
E-mail : matlab@fugro.com
Website : www.fugro.com



| EIA Ref | EM&A Ref | Environmental Protection Measures / Mitigation Measures | Who to implement the measure | Location / Timing | Construction Phase Implementation Status |
|--|---|---|------------------------------|------------------------|--|
| <u>Air Quality Measures</u> | | | | | |
| New Distributor Roads Serving the Planned KTD | | | | | |
| AEIAR-130/2009 S3.2 | AEIAR 130/2009 EM&A Manual S2.2 | 8 times daily watering of the work site with active dust emitting activities. | Contractor | All relevant worksites | Partially Implemented |
| Decommissioning of the Radar Station of the former Kai Tak Airport | | | | | |
| AEIAR-130/2009 S5.2.19 | AEIAR 130/2009 EM&A Manual S4.2.4 | The excavation area should be limited to as small in size as possible and backfilled with clean and/or treated soil shortly after excavation work. The exposed excavated area should be covered by the tarpaulin during night time. The top layer soils should be sprayed with fine misting of water immediately before the excavation. | Contractor | All relevant worksites | Not Applicable |
| Trunk Road T2 | | | | | |
| AEIAR-174/2013 S4.9.2.1 | AEIAR-174/2013 EM&A Manual S2.3.1.1 | Watering of the construction areas 12 times per day to reduce dust emissions by 91.7%, with reference to the "Control of Open Fugitive Dust Sources" (USEPA AP-42). The amount of water to be applied would be 0.91L/m ² for the respective watering frequency. | Contractor | All relevant worksites | Implemented |
| | | Dust enclosures with watering would be provided along the loading ramps and conveyor belts for unloading the C&D materials to the barge for dust suppression. | Contractor | All relevant worksites | Not Applicable |
| | | 8 km per hour is the recommended limit of the speed for vehicles on unpaved site roads. | Contractor | All relevant worksites | Implemented |
| | | <u>Good Site Practices</u> | | | |
| AEIAR-130/2009 | AEIAR 130/2009 | Stockpiling site(s) should be lined with impermeable sheeting and bunded. Stockpiles should | Contractor | All relevant | Partially |

FUGRO TECHNICAL SERVICES LIMITED

Fugro Development Centre,
5 Lok Yi Street, Tai Lam,
Tuen Mun, N.T.,
Hong Kong.

Tel : +852 2450 8233
Fax : +852 2450 6138
E-mail : matlab@fugro.com
Website : www.fugro.com



| EIA Ref | EM&A Ref | Environmental Protection Measures / Mitigation Measures | Who to implement the measure | Location / Timing | Construction Phase Implementation Status |
|--|---|--|------------------------------|------------------------|--|
| S3.2, S5.2.19, AEIAR-174/2013 S4.9.2.2 | EM&A Manual S2.2, S4.2, AEIAR 174/2013 EM&A Manual S2.3.1.2 | be fully covered by impermeable sheeting to reduce dust emission. | | worksites | Implemented |
| | | Use of regular watering to reduce dust emissions from exposed site surfaces and unpaved roads, particularly during dry weather. Use of frequent watering for particularly dusty construction areas and areas close to ASRs. | Contractor | All relevant worksites | Partially Implemented |
| | | Misting for the dusty material should be carried out before being loaded into the vehicle. Any vehicle with an open load carrying area should have properly fitted side and tail boards. | Contractor | All relevant worksites | Implemented |
| | | Material having the potential to create dust should not be loaded from a level higher than the side and tail boards and should be dampened and covered by a clean tarpaulin. | Contractor | All relevant worksites | Implemented |
| | | Tarpaulin covering of all dusty vehicle loads transported to, from and between site locations; The tarpaulin should be properly secured and should extent at least 300 mm over the edges of the sides and tailboards. The material should also be dampened if necessary before transportation. | Contractor | All relevant worksites | Implemented |
| | | The vehicles should be restricted to maximum speed of 10 km per hour. Confined haulage and delivery vehicle to designated roadways insider the site. Onsite unpaved roads should be compacted and kept free of lose materials. | Contractor | All relevant worksites | Implemented |
| | | Vehicle washing facilities should be provided at every vehicle exit point. Every vehicle should be washed to remove any dusty materials from its body and wheels before leaving the construction sites. | Contractor | All relevant worksites | Implemented |
| | | The area where vehicle washing takes place and the section of the road between the washing facilities and the exit point should be paved with concrete, bituminous materials or hardcores. | | | |
| | | Every main haul road should be scaled with concrete and kept clear of dusty materials or sprayed with water so as to maintain the entire road surface wet. | Contractor | All relevant worksites | Implemented |
| Every stock of more than 20 bags of cement or dry pulverised fuel ash (PFA) should be covered entirely by impervious sheeting or placed in an area sheltered on the top and the 3 sides. | Contractor | All relevant worksites | Implemented | | |

FUGRO TECHNICAL SERVICES LIMITED

Fugro Development Centre,
5 Lok Yi Street, Tai Lam,
Tuen Mun, N.T.,
Hong Kong.

Tel : +852 2450 8233
Fax : +852 2450 6138
E-mail : matlab@fugro.com
Website : www.fugro.com



| EIA Ref | EM&A Ref | Environmental Protection Measures / Mitigation Measures | Who to implement the measure | Location / Timing | Construction Phase Implementation Status |
|-------------------------|-------------------------------------|--|------------------------------|------------------------|--|
| | | Cement or dry PFA delivered in bulk should be stored in a closed silo fitted with an audible high level alarm which is interlocked with the material filling line and no overfilling is allowed. | Contractor | All relevant worksites | Implemented |
| | | Loading, unloading, transfer, handling or storage of bulk cement or dry PFA should be carried out in a totally enclosed system or facility, and any vent or exhaust should be fitted with an effective fabric filter or equivalent air pollution control system. | Contractor | All relevant worksites | Implemented |
| | | Side enclosure and covering of any aggregate or dusty material storage piles to reduce emissions. Where this is not practicable owing to frequent usage, watering shall be applied to aggregate fines. | Contractor | All relevant worksites | Implemented |
| | | Open stockpiles shall be avoided or covered. Prevent placing dusty material storage piles near ASRs. | Contractor | All relevant worksites | Implemented |
| | | Routing of vehicles and position of construction plant should be at the maximum possible distance from ASRs. | Contractor | All relevant worksites | Implemented |
| | | <u>Dark smoke</u> | | | |
| | | Dark smoke emission shall be control in accordance with the Air Pollution Control (Smoke) Regulation and ETWB TCW 19/2005. | Contractor | All relevant worksites | Implemented |
| | | Plant and equipment should be well maintained to prevent dark smoke emission. | Contractor | All relevant worksites | Implemented |
| <u>Noise Measures</u> | | | | | |
| Trunk Road T2 | | | | | |
| AEIAR-174/2013 S5.9.2.1 | AEIAR-174/2013 EM&A Manual S3.4.1.1 | The use of quieter plant, including Quality Powered Mechanical Equipment (QPME) is specified for the list of equipment: <ul style="list-style-type: none"> • Concrete lorry mixer • Dump Truck, 5.5 tonne < gross vehicle weight <= 38 tonne • Generator, Super Silenced, 70 dB(A) at 7m | Contractor | All relevant worksites | Implemented |

FUGRO TECHNICAL SERVICES LIMITED

Fugro Development Centre,
5 Lok Yi Street, Tai Lam,
Tuen Mun, N.T.,
Hong Kong.

Tel : +852 2450 8233
Fax : +852 2450 6138
E-mail : matlab@fugro.com
Website : www.fugro.com



| EIA Ref | EM&A Ref | Environmental Protection Measures / Mitigation Measures | Who to implement the measure | Location / Timing | Construction Phase Implementation Status |
|---|--|---|------------------------------|------------------------|--|
| | | <ul style="list-style-type: none"> • Poker, vibratory, Hand-held (electric) • Water Pump, Submersible (Electric) • Mobile Crane - KOBELCO CKS900 • Excavator, wheeled/tracked - HYUNDAI R80CR-9 | | | |
| | | Use of temporary or fixed noise barriers with a surface density of at least 10kg/m ² to screen noise from movable and stationary plant. | Contractor | All relevant worksites | Implemented |
| | | Use of enclosures with covers at top and three sides and a surface density of at least 10kg/m ² to screen noise from generally static noisy plant such as air compressors. | Contractor | All relevant worksites | Implemented |
| | | Use of acoustic fabric for the silent piling system, drill rigs, rock drills etc. | Contractor | All relevant worksites | Implemented |
| | | <u>Good Site Practices</u> | | | |
| AEIAR-130/2009 S3.3, S5.3.10, AEIAR-174/2013 S5.9.2.1 | AEIAR 130/2009 EM&A Manual S2.3, S4.3.2, AEIAR-174/2013 EM&A Manual S3.4.1.1 | Only well-maintained plant should be operated on-site and plant shall be serviced regularly during the construction/ decommissioning program. | Contractor | All relevant worksites | Implemented |
| | | Silencers or mufflers on construction equipment should be utilized and shall be properly maintained during the construction/ decommissioning program. | Contractor | All relevant worksites | Implemented |
| | | Mobile plant, if any, should be sited as far away from NSRs as possible. | Contractor | All relevant worksites | Implemented |
| | | Machines and plant (such as trucks) that may be in intermittent use shall be shut down between works periods or should be throttled down to a minimum. | Contractor | All relevant worksites | Implemented |
| | | Plant known to emit noise strongly in one direction shall, wherever possible, be orientated so that the noise is directed away from the nearby NSRs. | Contractor | All relevant worksites | Implemented |
| | | Material stockpiles and other structures should be effectively utilized, wherever practicable, in screening noise from on-site construction/ decommissioning activities. | Contractor | All relevant worksites | Implemented |

FUGRO TECHNICAL SERVICES LIMITED

Fugro Development Centre,
5 Lok Yi Street, Tai Lam,
Tuen Mun, N.T.,
Hong Kong.

Tel : +852 2450 8233
Fax : +852 2450 6138
E-mail : matlab@fugro.com
Website : www.fugro.com



| EIA Ref | EM&A Ref | Environmental Protection Measures / Mitigation Measures | Who to implement the measure | Location / Timing | Construction Phase Implementation Status |
|-------------------------------|---|--|------------------------------|------------------------|--|
| | | Use of site hoarding as a noise barrier to screen noise at low level NSRs. | Contractor | All relevant worksites | Implemented |
| | | For the use of hand held percussive breakers (with mass of above 10kg) and portable air compressors (supply air at 500 kPa or above), the noise level of such PME shall comply with a stringent noise emission standard and a noise emission label shall be obtained from the DEP before use at any time in construction site. | Contractor | All relevant worksites | Implemented |
| | | Quiet powered mechanical equipment (PME) shall be used for the construction of the Project. | Contractor | All relevant worksites | Implemented |
| | | Full enclosures shall be used to screen noise from relatively static PMEs (including air compressor, bar bender, concrete pump, generator and water pump) from sensitive receiver(s). | Contractor | All relevant worksites | Implemented |
| | | Movable cantilevered noise barriers shall be used to screen noise from mobile PMEs (including asphalt paver, breaker, excavator and hand-held breaker) from sensitive receiver(s). These movable cantilevered noise barriers shall be located close to the mobile PMEs and shall be moved/adjusted iteratively in step with each movement of the corresponding mobile PMEs in order to maximize their noise reduction effects. | Contractor | All relevant worksites | Implemented |
| | | Only approved or exempted Non-road Mobile Machineries (NRMMS) including regulated machines and non-road vehicles with proper labels are allowed to be used in specified activities on-site. | Contractor | All relevant worksites | Implemented |
| <u>Water Quality Measures</u> | | | | | |
| Trunk Road T2 | | | | | |
| | | <u>Accidental Spillage</u> | | | |
| AEIAR-174/2013 S6.4.8.5 | AEIAR-174/2013 EM&A Manual S4.2.1.1 | All bentonite slurry should be stored in a container that resistant to corrosion, maintained in good conditions and securely closed; The container should be labelled in English and Chinese and note that the container is for storage of bentonite slurry only. | Contractor | All relevant worksites | Implemented |

FUGRO TECHNICAL SERVICES LIMITED

Fugro Development Centre,
5 Lok Yi Street, Tai Lam,
Tuen Mun, N.T.,
Hong Kong.

Tel : +852 2450 8233
Fax : +852 2450 6138
E-mail : matlab@fugro.com
Website : www.fugro.com



| EIA Ref | EM&A Ref | Environmental Protection Measures / Mitigation Measures | Who to implement the measure | Location / Timing | Construction Phase Implementation Status |
|--|---|--|------------------------------|------------------------|--|
| | | The storage container should be placed on an area of impermeable flooring and bunded with capacity to accommodate 110% of the volume of the container size or 20% by volume stored in the area and enclosed with at least 3 sides. | Contractor | All relevant worksites | Implemented |
| | | The storage container should be sufficiently covered to prevent rainfall entering the container or bunded area (water collected within the bund must be tested and disposed of as chemical waste, if necessary). An emergency clean up kit shall be readily available where bentonite fluid will be stored or used. | Contractor | All relevant worksites | Implemented |
| | | The handling and disposal of bentonite slurries should be undertaken in accordance within ProPECC PN 1/94. Surplus bentonite slurries used in construction works shall be reconditioned and reused wherever practicable. Residual bentonite slurry shall be disposed of from the site as soon as possible as stipulated in Clause 8.56 of the General Specification for Civil Engineering Works. The Contractor should explore alternative disposal outlets for the residual bentonite slurry (dewatered bentonite slurry to be disposed to a public filling area and liquid bentonite slurry, if mixed with inert fill material, to be disposed to a public filling area) and disposal at landfill should be the last resort. | Contractor | All relevant worksites | Implemented |
| AEIAR-174/2013 S6.4.8.8 | AEIAR-174/2013 EM&A Manual S4.2.1.1 | In order to protect against impacts to the surrounding marine waters of the KTTS and Victoria Harbour in the event of an accidental spillage of fuel or oil, the Contractor will be required to prepare a spill response plan to the satisfaction of AFCD, EPD, FSD, Police, TD and WSD to define procedures for the control, containment and clean-up of any spillage that could occur on the construction site. | Contractor | All relevant worksites | Implemented |
| | | <u>Dredging, Reclamation and Filling</u> | | | |
| | | No dredging, reclamation or filling in the marine environment shall be carried out. | Contractor | All relevant worksites | Implemented |
| Decommissioning of the Radar Station of the former Kai Tak Airport | | | | | |
| | | <u>Building Demolition</u> | | | |

FUGRO TECHNICAL SERVICES LIMITED

Fugro Development Centre,
5 Lok Yi Street, Tai Lam,
Tuen Mun, N.T.,
Hong Kong.

Tel : +852 2450 8233
Fax : +852 2450 6138
E-mail : matlab@fugro.com
Website : www.fugro.com



| EIA Ref | EM&A Ref | Environmental Protection Measures / Mitigation Measures | Who to implement the measure | Location / Timing | Construction Phase Implementation Status |
|--|--|--|------------------------------|------------------------|--|
| AEIAR-130/2009 S5.4 | AEIAR 130/2009 EM&A Manual S4.4 | The site practices outlined in ProPECC PN 1/94 "Construction Site Drainage" should be followed as far as practicable in order to minimise surface runoff and the chance of erosion. | Contractor | All relevant worksites | Not Applicable |
| | | There is a need to apply to EPD for a discharge licence under the WPCO for discharging effluent from the construction site. The discharge quality is required to meet the requirements specified in the discharge licence. All the runoff, wastewater or extracted groundwater generated from the works areas should be treated so that it satisfies all the standards listed in the TM-DSS. It is anticipated that the wastewater generated from the works areas would be of small quantity. Monitoring of the treated effluent quality from the works areas should be carried out in accordance with the WPCO license which is under the ambit of regional office (RO) of EPD. | Contractor | All relevant worksites | Not Applicable |
| | | <u>General Construction Works</u> | | | |
| | | <u>Construction Runoff</u> | | | |
| AEIAR-130/2009 S3.4, S5.4/ AEIAR-174/2013 S6.4.8.1 | AEIAR 130/2009 EM&A Manual S2.4, S4.4/ AEIAR-174/2013 EM&A Manual S4.2.1.1 | Exposed soil areas should be minimised to reduce the potential for increased siltation, contamination of runoff, and erosion. Construction runoff related impacts associated with the above ground construction activities can be readily controlled through the use of appropriate mitigation measures which include the use of sediment traps and adequate maintenance of drainage systems to prevent flooding and overflow. | Contractor | All relevant worksites | Implemented |
| | | Construction site should be provided with adequately designed perimeter channel and pre-treatment facilities and proper maintenance. The boundaries of critical areas of earthworks should be marked and surrounded by dykes or embankments for flood protection. Temporary ditches should be provided to facilitate runoff discharge into the appropriate watercourses, via a silt retention pond. Permanent drainage channels should incorporate sediment basins or traps and baffles to enhance deposition rates. The design of efficient silt removal facilities should be based on the guidelines in Appendix A1 of ProPECC PN 1/94. | Contractor | All relevant worksites | Implemented |
| | | Ideally, construction works should be programmed to minimise surface excavation works during the rainy season (April to September). All exposed earth areas should be completed as soon as possible after earthworks have been completed, or alternatively, within 14 days of the cessation of earthworks where practicable. If excavation of soil cannot be avoided during the | Contractor | All relevant worksites | Implemented |

FUGRO TECHNICAL SERVICES LIMITED

Fugro Development Centre,
5 Lok Yi Street, Tai Lam,
Tuen Mun, N.T.,
Hong Kong.

Tel : +852 2450 8233
Fax : +852 2450 6138
E-mail : matlab@fugro.com
Website : www.fugro.com



| EIA Ref | EM&A Ref | Environmental Protection Measures / Mitigation Measures | Who to implement the measure | Location / Timing | Construction Phase Implementation Status |
|---------|----------|--|------------------------------|------------------------|--|
| | | rainy season, or at any time of year when rainstorms are likely, exposed slope surfaces should be covered by tarpaulin or other means. | | | |
| | | Sediment tanks of sufficient capacity, constructed from pre-formed individual cells of approximately 6 to 8 m ³ capacity, are recommended as a general mitigation measure which can be used for settling surface runoff prior to disposal. The system capacity is flexible and able to handle multiple inputs from a variety of sources and particularly suited to applications where the influent is pumped. | Contractor | All relevant worksites | Partially Implemented |
| | | Open stockpiles of construction materials (for examples, aggregates, sand and fill material) of more than 50 m ³ should be covered with tarpaulin or similar fabric during rainstorms. Measures should be taken to prevent the washing away of construction materials, soil, silt or debris into any drainage system. | Contractor | All relevant worksites | Implemented |
| | | Manholes (including newly constructed ones) should always be adequately covered and temporarily sealed so as to prevent silt, construction materials or debris being washed into the drainage system and storm runoff being directed into foul sewers. | Contractor | All relevant worksites | Implemented |
| | | Precautions to be taken at any time of year when rainstorms are likely, actions to be taken when a rainstorm is imminent or forecast, and actions to be taken during or after rainstorms are summarised in Appendix A2 of ProPECC PN 1/94. Particular attention should be paid to the control of silty surface runoff during storm events. | Contractor | All relevant worksites | Implemented |
| | | Oil interceptors should be provided in the drainage system and regularly cleaned to prevent the release of oils and grease into the storm water drainage system after accidental spillages. The interceptor should have a bypass to prevent flushing during periods of heavy rain. | Contractor | All relevant worksites | Implemented |
| | | An adequately designed and located wheel washing bay should be provided at every site exit, and wash-water should have sand and silt settled out and removed at least on a weekly basis to ensure the continued efficiency of the process. The section of access road leading to, and exiting from, the wheel-wash bay to the public road should be paved with sufficient backfall toward the wheel-wash bay to prevent vehicle tracking of soil and silty water to public roads and drains. | Contractor | All relevant worksites | Implemented |

FUGRO TECHNICAL SERVICES LIMITED

Fugro Development Centre,
5 Lok Yi Street, Tai Lam,
Tuen Mun, N.T.,
Hong Kong.

Tel : +852 2450 8233
Fax : +852 2450 6138
E-mail : matlab@fugro.com
Website : www.fugro.com



| EIA Ref | EM&A Ref | Environmental Protection Measures / Mitigation Measures | Who to implement the measure | Location / Timing | Construction Phase Implementation Status |
|---------|----------|---|------------------------------|------------------------|--|
| | | <u>Drainage</u> | | | |
| | | It is recommended that on-site drainage system should be installed prior to the commencement of other construction activities. Sediment traps should be installed in order to minimise the sediment loading of the effluent prior to discharge into foul sewers. There should be no direct discharge of effluent from the site into the sea. | Contractor | All relevant worksites | Implemented |
| | | All temporary and permanent drainage pipes and culverts provided to facilitate runoff discharge should be adequately designed for the controlled release of storm flows. All sediment control measures should be regularly inspected and maintained to ensure proper and efficient operation at all times and particularly following rain storms. The temporarily diverted drainage should be reinstated to its original condition when the construction work has finished or the temporary diversion is no longer required. | Contractor | All relevant worksites | Implemented |
| | | <u>Stormwater Discharges</u> | | | |
| | | Minimum distances of 100 m should be maintained between the existing or planned stormwater discharges and the existing or planned seawater intakes. | Contractor | All relevant worksites | Implemented |
| | | <u>Sewage Effluent</u> | | | |
| | | Construction work force sewage discharges on site are expected to be connected to the existing trunk sewer or sewage treatment facilities. The construction sewage may need to be handled by portable chemical toilets prior to the commission of the on-site sewer system. Appropriate numbers of portable toilets should be provided by a licensed contractor to serve the large number of construction workers over the construction site. The Contractor should also be responsible for waste disposal and maintenance practices. | Contractor | All relevant worksites | Implemented |
| | | <u>Debris and Litter</u> | | | |
| | | In order to maintain water quality in acceptable conditions with regard to aesthetic quality, contractors should be required, under conditions of contract, to ensure that site management is optimised and that disposal of any solid materials, litter or wastes to marine waters does not occur. Debris and refuse generated on-site should be collected, handled and disposed of | Contractor | All relevant worksites | Implemented |

FUGRO TECHNICAL SERVICES LIMITED

Fugro Development Centre,
5 Lok Yi Street, Tai Lam,
Tuen Mun, N.T.,
Hong Kong.

Tel : +852 2450 8233
Fax : +852 2450 6138
E-mail : matlab@fugro.com
Website : www.fugro.com



| EIA Ref | EM&A Ref | Environmental Protection Measures / Mitigation Measures | Who to implement the measure | Location / Timing | Construction Phase Implementation Status |
|----------------------------------|---|---|------------------------------|------------------------|--|
| | | properly to avoid entering into the adjacent harbour waters. Stockpiles of cement and other construction materials should be kept covered when not being used. | | | |
| | | <u>Accidental Spillage</u> | | | |
| | | Oils and fuels should only be used and stored in designated areas which have pollution prevention facilities. To prevent spillage of fuels and solvents to the nearby harbour waters, all fuel tanks and storage areas should be provided with locks and be sited on sealed areas, within bunds of a capacity equal to 110% of the storage capacity of the largest tank, to prevent spilled fuel oils from reaching the coastal waters of the Victoria Harbour WCZ. The bund should be drained of rainwater after a rain event. | Contractor | All relevant worksites | Partially Implemented |
| <u>Waste Management Measures</u> | | | | | |
| | | <u>Waste Management Plan</u> | | | |
| AEIAR-174/2013 S11.4.8.1 | AEIAR-174/2013 EM&A Manual S9.2.1.2 | Contractor should be requested to submit an outline Waste Management Plan (WMP) prior to the commencement of construction work, in accordance with the ETWB TC(W) No.19/2005 so as to provide an overall framework of waste management and reduction. | Contractor | All relevant worksites | Implemented |
| | | <u>Good Site Practices</u> | | | |
| AEIAR-130/2009 S3.5, S5.5 | AEIAR 130/2009 EM&A Manual S2.5, S4.5 | Nomination of an approved person, such as a site manager, to be responsible for good site practices, arrangements for collection and effective disposal to an appropriate facility, of all wastes generated at the site. | Contractor | All relevant worksites | Implemented |
| | | Training of site personnel in proper waste management and chemical waste handling procedures. | Contractor | All relevant worksites | Implemented |
| | | Provision of sufficient waste disposal points and regular collection for disposal. | Contractor | All relevant worksites | Implemented |
| | | Appropriate measures to minimize windblown litter and dust during transportation of waste by either covering trucks or by transporting wastes in enclosed containers. | Contractor | All relevant worksites | Implemented |

FUGRO TECHNICAL SERVICES LIMITED

Fugro Development Centre,
5 Lok Yi Street, Tai Lam,
Tuen Mun, N.T.,
Hong Kong.

Tel : +852 2450 8233
Fax : +852 2450 6138
E-mail : matlab@fugro.com
Website : www.fugro.com



| EIA Ref | EM&A Ref | Environmental Protection Measures / Mitigation Measures | Who to implement the measure | Location / Timing | Construction Phase Implementation Status |
|---------|----------|---|------------------------------|------------------------|--|
| | | A recording system for the amount of wastes generated, recycled and disposed of (including the disposal sites). | Contractor | All relevant worksites | Implemented |
| | | <u>Waste Reduction Measures</u> | | | |
| | | Sort C&D waste from demolition of the remaining structures to recover recyclable portions such as metals. | Contractor | All relevant worksites | Implemented |
| | | Segregation and storage of different types of waste in different containers, skips or stockpiles to enhance reuse or recycling of materials and their proper disposal. | Contractor | All relevant worksites | Implemented |
| | | Encourage collection of aluminum cans, PET bottles and paper by providing separate labelled bins to enable these wastes to be segregated from other general refuse generated by the work force. | Contractor | All relevant worksites | Implemented |
| | | Any unused chemicals or those with remaining functional capacity should be recycled. | Contractor | All relevant worksites | Implemented |
| | | Proper storage and site practices to minimize the potential for damage or contamination of construction materials. | Contractor | All relevant worksites | Implemented |
| | | <u>Construction and Demolition Materials</u> | | | |
| | | Where it is unavoidable to have transient stockpiles of C&D material within the work site pending collection for disposal, the transient stockpiles shall be located away from waterfront or storm drains as far as possible. | Contractor | All relevant worksites | Implemented |
| | | Open stockpiles of construction materials or construction wastes on-site should be covered with tarpaulin or similar fabric. | Contractor | All relevant worksites | Implemented |
| | | Skip hoist for material transport should be totally enclosed by impervious sheeting. | Contractor | All relevant worksites | Implemented |

FUGRO TECHNICAL SERVICES LIMITED

Fugro Development Centre,
5 Lok Yi Street, Tai Lam,
Tuen Mun, N.T.,
Hong Kong.

Tel : +852 2450 8233
Fax : +852 2450 6138
E-mail : matlab@fugro.com
Website : www.fugro.com



| EIA Ref | EM&A Ref | Environmental Protection Measures / Mitigation Measures | Who to implement the measure | Location / Timing | Construction Phase Implementation Status |
|---------|----------|---|------------------------------|------------------------|--|
| | | Every vehicle should be washed to remove any dusty materials from its body and wheels before leaving a construction site. | Contractor | All relevant worksites | Implemented |
| | | The area where vehicle washing takes place and the section of the road between the washing facilities and the exit point should be paved with concrete, bituminous materials or hardcores. | Contractor | All relevant worksites | Implemented |
| | | The load of dusty materials carried by vehicle leaving a construction site should be covered entirely by clean impervious sheeting to ensure dust materials do not leak from the vehicle. | Contractor | All relevant worksites | Implemented |
| | | All dusty materials should be sprayed with water prior to any loading, unloading or transfer operation so as to maintain the dusty materials wet. | Contractor | All relevant worksites | Implemented |
| | | The height from which excavated materials are dropped should be controlled to a minimum practical height to limit fugitive dust generation from unloading. | Contractor | All relevant worksites | Implemented |
| | | When delivering inert C&D material to public fill reception facilities, the material should consist entirely of inert construction waste and of size less than 250mm or other sizes as agreed with the Secretary of the Public Fill Committee. In order to monitor the disposal of the surplus C&D material at the designed public fill reception facility and to control fly tipping, a trip-ticket system as stipulated in the ETWB TCW No. 31/2004 "Trip Ticket System for Disposal of Construction and Demolition Materials" should be included as one of the contractual requirements and implemented by an Environmental Team undertaking the Environmental Monitoring and Audit work. An Independent Environmental Checker should be responsible for auditing the results of the system. | Contractor | All relevant worksites | Implemented |
| | | <u>Chemical Waste</u> | | | |
| | | After use, chemical wastes (for example, cleaning fluids, solvents, lubrication oil and fuel) should be handled according to the Code of Practice on the Packaging, Labelling and Storage of Chemical Wastes. Spent chemicals should be collected by a licensed collector for disposal at the CWTF or other licensed facility, in accordance with the Waste Disposal (Chemical Waste) (General) Regulation. | Contractor | All relevant worksites | Implemented |

FUGRO TECHNICAL SERVICES LIMITED

Fugro Development Centre,
5 Lok Yi Street, Tai Lam,
Tuen Mun, N.T.,
Hong Kong.

Tel : +852 2450 8233
Fax : +852 2450 6138
E-mail : matlab@fugro.com
Website : www.fugro.com



| EIA Ref | EM&A Ref | Environmental Protection Measures / Mitigation Measures | Who to implement the measure | Location / Timing | Construction Phase Implementation Status |
|------------------------------------|----------|---|------------------------------|------------------------|--|
| | | <u>General Refuse</u> | | | |
| | | General refuse should be stored in enclosed bins or compaction units separate from C&D material. A licensed waste collector should be employed by the contractor to remove general refuse from the site, separately from C&D material. Effective collection and storage methods (including enclosed and covered area) of site wastes would be required to prevent waste materials from being blown around by wind, wastewater discharge by flushing or leaching into the marine environment, or creating odour nuisance or pest and vermin problem. | Contractor | All relevant worksites | Implemented |
| <u>Land Contamination Measures</u> | | | | | |
| | | <u>For any excavation works conducted at Radar Station</u> | | | |
| | | As the risk due to dermal contact with groundwater by site workers is uncertain, it is recommended that personnel protective equipment (PPE) be used by site workers as a mitigation measure. | Contractor | All relevant worksites | Not Applicable |
| <u>Landscape and Visual Impact</u> | | | | | |
| | | <u>New Distributor Roads Serving the Planned KTD</u> | | | |
| | | <u>Construction Phase</u> | | | |
| | | All existing trees should be carefully protected during construction. | Contractor | All relevant worksites | Not Applicable |
| | | Trees unavoidably affected by the works should be transplanted where practical. Detailed transplanting proposal will be submitted to relevant government departments for approval in accordance with ETWBC 2/2004 and 3/2006. Final locations of transplanted trees should be agreed prior to commencement of the work. | Contractor | All relevant worksites | Not Applicable |
| | | Control of night-time lighting. | Contractor | All relevant worksites | Not Applicable |

FUGRO TECHNICAL SERVICES LIMITED

Fugro Development Centre,
5 Lok Yi Street, Tai Lam,
Tuen Mun, N.T.,
Hong Kong.

Tel : +852 2450 8233
Fax : +852 2450 6138
E-mail : matlab@fugro.com
Website : www.fugro.com



| EIA Ref | EM&A Ref | Environmental Protection Measures / Mitigation Measures | Who to implement the measure | Location / Timing | Construction Phase Implementation Status |
|----------------------------|---|---|------------------------------|------------------------|--|
| | | Erection of decorative screen hoarding. | Contractor | All relevant worksites | Implemented |
| | | <u>Trunk Road T2</u> | | | |
| | | <u>Construction Phase</u> | | | |
| AEIAR-174/2013 S9.9.1.1 | AEIAR-174/2013 EM&A Manual S7.2.1.2 | All works shall be carefully designed to minimize impacts on existing landscape resources and visually sensitive receivers. Existing trees within works area shall be retained and protected. | Contractor | All relevant worksites | Not Applicable |
| | | Existing trees of good quality and condition that are unavoidably affected by the works should be transplanted. | Contractor | All relevant worksites | Not Applicable |
| | | Large temporary stockpiles of excavated material shall be covered with unobtrusive sheeting to prevent dust and dirt spreading to adjacent landscape areas and vegetation, and to create a neat and tidy visual appearance. | Contractor | All relevant worksites | Implemented |
| | | Construction plant and building material shall be orderly and carefully stored in order to create a neat and tidy visual appearance. | Contractor | All relevant worksites | Implemented |
| | | Erection of decorative screen hoarding should be designed to be compatible with the existing urban context. | Contractor | All relevant worksites | Implemented |
| | | All lighting in construction site shall be carefully controlled to minimize light pollution and night-time glare to nearby residences and GIC user. The contractor shall consider other security measures, which shall minimize the visual impacts. | Contractor | All relevant worksites | Not Applicable |
| <u>General Condition</u> | | | | | |
| | | The Permit Holder shall display conspicuously a copy of this Permit on the Project site(s) at all vehicular site entrances/exits or at a convenient location for public's information at all times. The Permit Holder shall ensure that the most updated information about the Permit, including any amended Permit, is displayed at such locations. If the Permit Holder surrenders a part or the whole of the Permit, the notice he sends to the Director shall also be displayed at the same | Contractor | All relevant worksites | Implemented |

FUGRO TECHNICAL SERVICES LIMITED

Fugro Development Centre,
5 Lok Yi Street, Tai Lam,
Tuen Mun, N.T.,
Hong Kong.

Tel : +852 2450 8233
Fax : +852 2450 6138
E-mail : matlab@fugro.com
Website : www.fugro.com



| EIA Ref | EM&A Ref | Environmental Protection Measures / Mitigation Measures | Who to implement the measure | Location / Timing | Construction Phase Implementation Status |
|---------|----------|---|------------------------------|-------------------|---|
| | | locations as the original Permit. The suspended, varied or cancelled Permit shall be removed from display at the Project site(s). | | | |

Implementation status: Implemented / Partially Implemented / Not Implemented / Not Applicable

FUGRO TECHNICAL SERVICES LIMITED

Fugro Development Centre,
5 Lok Yi Street, Tai Lam,
Tuen Mun, N.T.,
Hong Kong.

Tel : +852 2450 8233
Fax : +852 2450 6138
E-mail : matlab@fugro.com
Website : www.fugro.com



Appendix K

Weather and Meteorological Conditions during Reporting Month

FUGRO TECHNICAL SERVICES LIMITED

Fugro Development Centre,
5 Lok Yi Street, Tai Lam,
Tuen Mun, N.T.,
Hong Kong.

Tel : +852 2450 8233
Fax : +852 2450 6138
E-mail : matlab@fugro.com
Website : www.fugro.com



| Date | Mean Pressure (hPa) | Air Temperature | | | Mean Relative Humidity (%) | Total Rainfall (mm) |
|----------------|---------------------|------------------|---------------|------------------|----------------------------|---------------------|
| | | Maximum (deg. C) | Mean (deg. C) | Minimum (deg. C) | | |
| September 2018 | | | | | | |
| 01 | 1009.9 | 27.9 | 26.3 | 25 | 93 | 32 |
| 02 | 1007.9 | 29.9 | 26.8 | 24.6 | 88 | 9.8 |
| 03 | 1006.9 | 30.5 | 27.7 | 25.6 | 82 | 0.3 |
| 04 | 1005.7 | 32 | 29.1 | 27 | 80 | 0 |
| 05 | 1004.9 | 33.1 | 29.8 | 27.9 | 79 | 0.1 |
| 06 | 1005.4 | 31.8 | 29.6 | 28.2 | 82 | 0 |
| 07 | 1006.3 | 31.2 | 29.4 | 28 | 80 | Trace |
| 08 | 1008.6 | 29.6 | 27.4 | 25.6 | 81 | 24.6 |
| 09 | 1011.5 | 30.5 | 27.1 | 24.6 | 76 | 16.7 |
| 10 | 1012.5 | 28.3 | 26.1 | 24.3 | 80 | 0.2 |
| 11 | 1009.3 | 32.7 | 28.2 | 25.2 | 65 | 0 |
| 12 | 1007.7 | 28.7 | 27.8 | 26.9 | 78 | Trace |
| 13 | 1009.4 | 30.3 | 27.7 | 26.3 | 84 | 2.5 |
| 14 | 1009.2 | 31.7 | 28.8 | 26.7 | 78 | 0 |
| 15 | 1002.8 | 35.1 | 30.7 | 26.8 | 65 | Trace |
| 16 | 990.9 | 31.8 | 26.4 | 23.6 | 86 | 167.5 |
| 17 | 1008.6 | 30.4 | 27.5 | 25.8 | 89 | 12 |
| 18 | 1013.7 | 31.8 | 28.2 | 26.5 | 85 | 1.2 |
| 19 | 1012.7 | 31.4 | 28.6 | 26.2 | 77 | 0 |
| 20 | 1011 | 31.9 | 29 | 27 | 77 | 0 |
| 21 | 1011.6 | 31.9 | 29.2 | 27.4 | 71 | 0 |
| 22 | 1013.3 | 33.2 | 29.2 | 27 | 76 | 0 |
| 23 | 1013.1 | 32.4 | 29 | 27.6 | 78 | Trace |
| 24 | 1011.1 | 29.6 | 27 | 24.8 | 88 | 72.2 |
| 25 | 1009.9 | 30.2 | 27 | 24.8 | 80 | 34.5 |
| 26 | 1009.6 | 28.6 | 26.8 | 25.1 | 81 | 9.7 |
| 27 | 1009.8 | 30.2 | 27.3 | 26 | 77 | Trace |
| 28 | 1009.9 | 31.3 | 27.6 | 25.8 | 70 | 0 |
| 29 | 1008.9 | 31.3 | 27.4 | 24.3 | 60 | 0 |
| 30 | 1009.9 | 27.9 | 26.3 | 25 | 93 | 32 |

Source: Hong Kong Observatory – Hong Kong Observatory

FUGRO TECHNICAL SERVICES LIMITED

Fugro Development Centre,
5 Lok Yi Street, Tai Lam,
Tuen Mun, N.T.,
Hong Kong.

Tel : +852 2450 8233
Fax : +852 2450 6138
E-mail : matlab@fugro.com
Website : www.fugro.com



Appendix L

Cumulative statistics on Environmental Complaints, Notifications of Summons and Successful Prosecution

FUGRO TECHNICAL SERVICES LIMITED

Fugro Development Centre,
5 Lok Yi Street, Tai Lam,
Tuen Mun, N.T.,
Hong Kong.

Tel : +852 2450 8233
Fax : +852 2450 6138
E-mail : matlab@fugro.com
Website : www.fugro.com



Environmental Complaints Log

| Reference No. | Date of Complaint Received | Received From | Received By | Nature of Complaint | Date of Investigation | Outcome | Date of Reply |
|----------------------|----------------------------|---------------|------------------|---------------------|-----------------------|---------------------|---------------|
| 20161207_complaint_c | 7 Dec 2016 | EPD | Andy Choy (CRBC) | Air | 13 Feb 2017 | Project-related | 13 Feb 2017 |
| 20170209_complaint_c | 9 Feb 2017 | EPD | Andy Choy (CRBC) | Air | 22 Feb 2017 | Not Project-related | 7 Mar 2017 |
| 20170502_complaint_c | 2 May 2017 | CEDD | Andy Choy (CRBC) | Noise | 4 May 2017 | Not Valid | 22 May 2017 |
| 20170716_complaint_a | 16 July 2017 | CEDD | HMJV | Water Quality | 4 Aug 2017 | Not Project-related | 4 Aug 2017 |
| 20180530_complaint | 30 May 2018 | EPD | CRBC | Air | 9 June 2018 | Not Valid | 20 June 2018 |

Cumulative Statistics on Complaints

| Environmental Parameters | Cumulative No. Brought Forward | No. of Complaints This Month | Cumulative Project-to-Date |
|--------------------------|--------------------------------|------------------------------|----------------------------|
| Air | 3 | 0 | 3 |
| Noise | 1 | 0 | 1 |
| Water | 1 | 0 | 1 |
| Waste | 0 | 0 | 0 |
| Total | 0 | 0 | 0 |

Cumulative Statistics on Notification of Summons and Successful Prosecutions

| Environmental Parameters | Cumulative No. Brought Forward | No. of Notification of Summons and Prosecutions This Month | Cumulative Project-to-Date |
|--------------------------|--------------------------------|--|----------------------------|
| Air | 0 | 0 | 0 |
| Noise | 0 | 0 | 0 |
| Water | 0 | 0 | 0 |
| Waste | 0 | 0 | 0 |
| Total | 0 | 0 | 0 |

FUGRO TECHNICAL SERVICES LIMITED

Fugro Development Centre,
5 Lok Yi Street, Tai Lam,
Tuen Mun, N.T.,
Hong Kong.

Tel : +852 2450 8233
Fax : +852 2450 6138
E-mail : matlab@fugro.com
Website : www.fugro.com



Appendix M

Summary of Site Audit in the Reporting Month

FUGRO TECHNICAL SERVICES LIMITED

Fugro Development Centre,
5 Lok Yi Street, Tai Lam,
Tuen Mun, N.T.,
Hong Kong.

Tel : +852 2450 8233
Fax : +852 2450 6138
E-mail : matlab@fugro.com
Website : www.fugro.com

**Summary of Site Audit in the Reporting Month**

| Parameters | Date | Observations and Recommendations | Follow-up |
|-------------------------------|-------------------|---|--|
| Air Quality | 5 September 2018 | Observation 1: Contractor should water the dusty material regularly. (Zone 1) | The item was rectified by the Contractor and inspected on 12 September 2018. |
| | 26 September 2018 | Reminder 2: Contractor was reminded to check the sheeting of stockpile after typhoon (Zone 1). | NA |
| Noise | NA | | |
| Water Quality | 19 September 2018 | Reminder 1: Contractor was reminded to clear the sediments accumulated in sedimentation tank regularly. (Zone 1) | NA |
| Chemical and Waste Management | 26 September 2018 | Reminder 1: Contractor was reminded to place chemical containers on drip tray (Zone 3). | NA |
| Land Contamination | NA | | |
| Landscape and Visual Impact | 26 September 2018 | Reminder 2: Contractor was reminded to check the sheeting of stockpile after typhoon (Zone 1). | NA |
| General Condition | NA | | |

FUGRO TECHNICAL SERVICES LIMITED

Fugro Development Centre,
5 Lok Yi Street, Tai Lam,
Tuen Mun, N.T.,
Hong Kong.

Tel : +852 2450 8233
Fax : +852 2450 6138
E-mail : matlab@fugro.com
Website : www.fugro.com



Appendix N

Outstanding Issues and Deficiencies

FUGRO TECHNICAL SERVICES LIMITED

Fugro Development Centre,
5 Lok Yi Street, Tai Lam,
Tuen Mun, N.T.,
Hong Kong.

Tel : +852 2450 8233
Fax : +852 2450 6138
E-mail : matlab@fugro.com
Website : www.fugro.com



Summary of Outstanding Issues and Deficiencies in the Reporting Month

| Parameters | Outstanding Issues | Deficiencies |
|-------------------------------|--------------------|---|
| Air Quality | NA | Any items of deficiencies can be referred to Appendix M. |
| Noise | NA | |
| Water Quality | NA | |
| Chemical and Waste Management | NA | |
| Land Contamination | NA | |
| Landscape and Visual Impact | NA | |
| General Condition | NA | |
| Others | NA | |