

東業德勤測試顧問有限公司
ETS-TESTCONSULT LTD.

8/F Block B,
Veristrong Industrial Centre,
34-36 Au Pui Wan Street,
Fo Tan, Hong Kong

T: +852 2695 8318
F: +852 2695 3944
E: etl@ets-testconsult.com
W: www.ets-testconsult.com




ATAL-DEGREMONT-CHINA HARBOUR JOINT VENTURE

**CONTRACT NO. DC/2013/10 - DESIGN,
BUILD AND OPERATE SAN WAI
SEWAGE TREATMENT WORKS –
PHASE 1**


**MONTHLY EM&A REPORT
NO. 59
(For Construction Phase)**

(01 MARCH – 31 MARCH 2022)

Prepared by:


LAU, Wing Sum
Assistant Environmental Officer

Certified by:


LAU, Chi Leung
Environmental Team Leader

Issued Date: 14 June 2022

Report No.: ENA21572

This report shall not be reproduced unless with prior written approval from this laboratory.



Drainage Services Department
Sewage Services Branch
Harbour Area Treatment Scheme
5/F, Western Magistracy
2A Po Fu Lam Road
Hong Kong

Your reference:

Our reference: HKDSD203/50/108053

Date: 10 June 2022

Attention: Mr Paul Law

BY EMAIL & POST
(email: psclaw@dsd.gov.hk)

Dear Sirs

Agreement No. HATS 02/2016
Services for Independent Environmental Checker (IEC) for
Contract No. DC/2013/10 – Design, Build and Operate San Wai Sewage Treatment Works – Phase 1
Monthly Environmental Monitoring and Audit Report No.59 (March 2022)

We refer to emails on 12 and 17 May 2022 from ETS-Testconsult Limited attaching the Monthly Environmental Monitoring and Audit Report No. 59 (March 2022).

We have no comments and hereby verify the Monthly Environmental Monitoring and Audit Report No. 59 (March 2022) in accordance with Clause 5.4 of the Environmental Permit no. EP-464/2013.

Should you have any queries, please do not hesitate to contact the undersigned or our Mr Ricky Lau on 2618 2831.

Yours faithfully
ANewR CONSULTING LIMITED

James Choi
Independent Environmental Checker

CPSJ/LCCR/lsmt

cc AECOM – Mr CY Hung (email: cy.hung@swstw-aecom.com)
ETS-Testconsult Limited – Mr C L Lau (email: env@ets-testconsult.com)

TABLE OF CONTENTS

EXECUTIVE SUMMARY

1	INTRODUCTION	1-2
1.1	Basic Project Information	1
1.2	Project Organization	1-2
1.3	Construction Programme	2
1.4	Construction Works Undertaken During the Reporting Period	2
2	AIR QUALITY MONITORING	2-7
2.1	Monitoring Requirements	2
2.2	Monitoring Equipment	2-3
2.3	Monitoring Parameters, Frequency and Duration	4
2.4	Action and Limit Levels	4
2.5	Results and Observations	5
2.6	Event and Action Plan	5-7
3	NOISE MONITORING	7-11
3.1	Monitoring Requirements	7
3.2	Monitoring Equipment	8
3.3	Monitoring Duration and Frequency	8
3.4	Monitoring Locations	8
3.5	Monitoring Methodology	8-9
3.6	Actions and Limit Level	9
3.7	Results and Observation	9
3.8	Event and Action Plan	9-11
4	WATER QUALITY MONITORING	11-16
4.1	Monitoring Requirements	11
4.2	Monitoring Methodology and Equipment	11
4.3	Monitoring Frequency	11-12
4.4	Quality Assurance (QA) / Quality Control (QC)	12
4.5	Action and Limit Levels	12-13
4.6	Result and Observation	13
4.7	Event and Action Plan	13-16
5	ENVIRONMENTAL SITE INSPECTION AND AUDIT	16-20
5.1	Site Inspection	16
5.2	Landscape and Visual Audit	16
5.3	Advice on the Solid and Liquid Waste Management Status	16-17
5.4	Discharge License and Results of Effluent Monitoring	17
5.5	Environmental Licenses and Permits	17
5.6	Implementation Status of Environmental Mitigation Measures	17-19
5.7	Summary of Exceedance of the Environmental Quality Performance Limit	19
5.8	Summary of Complaints, Notification of Summons and Successful Prosecution	19-20
6	FUTURE KEY ISSUES	20-21
6.1	Construction Programme for the Coming Months	20
6.2	Key Issues for the Coming Month	20-21
6.3	Environmental Monitoring and Site Inspection Schedule for the Coming Month	21
7	CONCLUSION	21
7.1	Conclusion	21

LIST OF TABLES

Table 1.1	Contact Information of Key Personnel
Table 2.1	Air Quality Monitoring Equipment
Table 2.2	Monitoring Parameters, Duration and Frequencies of Impact Air Quality Monitoring
Table 2.3	Time Schedule of Impact Air Quality Monitoring
Table 2.4	The criteria of Action and Limit Levels for Air Quality
Table 2.5	Action and Limit Levels for 1-hour TSP and 24-hour TSP
Table 2.6	Event and Action Plan for Air Quality (Dust) during Construction Phase
Table 3.1	Noise Monitoring Equipment
Table 3.2	Time Schedule of Impact Noise Monitoring
Table 3.3	Noise Monitoring Stations
Table 3.4	Action and Limit Levels for Noise Monitoring
Table 3.5	Event/Action Plan for Construction Noise
Table 4.1	Summary of Testing Procedures for water samples
Table 4.2	Monitoring Frequency of Water Quality Monitoring
Table 4.3	Time Schedule of Impact Water Quality Monitoring
Table 4.4	The criteria of Action and Limit Levels for Water Quality
Table 4.5	Action and Limit Levels for Water Quality
Table 4.6	Event and Action Plan for Water Quality
Table 5.1	Summary of Observation of site inspections
Table 5.2	Summary of Quantities of Inert C&D Materials
Table 5.3	Summary of Quantities of C&D Materials
Table 5.4	Summary of Environmental Complaints Notification of Summons and Successful Prosecution

LIST OF APPENDICES

Appendix A	Location of Work Area
Appendix B	Project Organization Chart
Appendix C	Construction Programme
Appendix D1	Calibration Certificates for Impact Air Quality Monitoring Equipment
Appendix D2	Impact Air Quality Monitoring Results
Appendix D3	Graphical Plots of Impact Air Quality Monitoring Results
Appendix E1	Calibration Certificates for Impact Noise Monitoring Equipment
Appendix E2	Impact Noise Monitoring Results
Appendix E3	Graphical Plots of Impact Noise Monitoring Data
Appendix F1	Calibration Certificates for Impact Water Quality Monitoring Equipments
Appendix F2	Impact Water Quality Monitoring Results
Appendix F3	Graphical Plots of Impact Water Quality Monitoring Data
Appendix G	Weather Condition
Appendix H	Waste Flow Table
Appendix I	Landscape and Visual Impact Assessment Checklist
Appendix J	Environmental Licenses and Permits
Appendix K	Implementation Schedule for Environmental Mitigation Measures (EMIS)
Appendix L	Environmental Site Inspection Schedule
Appendix M	Inspection checklists

FIGURES

Figure 1	Air Quality and Noise Monitoring Stations
Figure 2	Water Quality Monitoring Stations

EXECUTIVE SUMMARY

This Monthly Environmental Monitoring and Audit (EM&A) Report is prepared for Contract No. DC/2013/10 - Design, Build and Operate San Wai Sewage Treatment Works – Stage 1 (the Project) (hereafter referred to as “the Contract”). The Contract was awarded to ATAL-DEGREMONT-CHINA HARBOUR JOINT VENTURE (ADCJV) by the Drainage Services Department (DSD) and ETS-Testconsult Limited was appointed as the Environmental Team (ET) by ADCJV to implement the EM&A program in compliance with the EP and the EM&A Manuals.

According to the Section 25 of the Particular Specification (PS) and the Environmental Permit No. EP-464/2013, an EM&A programme should be implemented in accordance with the procedures and requirements in the EM&A Manual of the approved EIA report (Registration No. AEIAR-072/2003). The scope of monitoring works includes air quality, construction noise, water quality and environmental site audit.

Baseline monitoring was completed in April 2017. Action and Limit Levels were established for air quality, noise and water quality parameters based on the baseline monitoring results.

This is 59th Monthly Environmental Monitoring and Audit (EM&A) Report for the Contract which summaries findings of the EM&A works conducted during the reporting period from 01 to 31 March 2022. Site inspections were carried out on 4, 11, 18, 24 March 2022.

Site Activities

As informed by the Contractor, site activities were carried out in this reporting month:

- *Bar Screen installation*

Environmental Monitoring and Audit Progress

The monthly EM&A programme was undertaken in accordance with the EM&A Manual for this Contract. The summary of the monitoring activities in this reporting month is listed below:

- *24-hour TSP Monitoring: 5 Occasions at 2 designated locations*
- *1-hour TSP Monitoring: 15 Occasions at 2 designated locations*
- *Noise Monitoring (Day-time): 5 Occasions at 2 designated locations*
- *Water Quality Monitoring: 14 Occasions at 1 designated location*

Air Quality Monitoring

No exceedance of Action and Limit levels was recorded for 1-hr and 24-hr TSP monitoring in the reporting month.

Noise Monitoring

No exceedance of Action and Limit levels for noise monitoring was recorded in the reporting month.

Water Quality Monitoring

According to the summary of water monitoring results, no exceedance of Action and Limit levels was recorded in this reporting month.

Weekly Site Inspections

In general, performance on environmental mitigation measures implemented was found to be satisfactory in this reporting month. The major findings observed during site inspections are presented in the Section 5.0.

Complaint Log

There was no complaint received in relation to the environmental impact during the reporting period.

Notifications of Summons and Successful Prosecutions

There were no notifications of summons or prosecutions received during the reporting period.

Reporting Change

There were no reporting changes during the reporting period.

Future Key Issues

The future key issues to be undertaken in the upcoming month are as follows:

- *Chemical and waste management and precautions against leakage;*
- *Treatment of runoff and wastewater prior to discharge;*
- *Dust and Noise generated from construction activities; and*
- *Prevention of odour nuisance*

1. INTRODUCTION

1.1. Basic Project Information

1.1.1. This Monthly Environmental Monitoring and Audit (EM&A) Report is prepared for Contract No. DC/2013/10 - Design, Build and Operate San Wai Sewage Treatment Works – Stage 1 (the Project) (hereafter referred to as “the Contract”). The Contract was awarded to ATAL-DEGREMONT-CHINA HARBOUR JOINT VENTURE (ADCJV) by the Drainage Services Department (DSD) and ETS-Testconsult Limited was appointed as the Environmental Team (ET) by ADCJV to implement the EM&A program in compliance with the EP and the EM&A Manuals.

1.1.2. The project involves expansion of the preliminary treatment works at San Wai STW from 164,000 m³/d to 200,000 m³/d Average Dry Weather Flow, upgrading the preliminary treatment level to CEPT and adding centralized disinfection. The site layout plan is shown in **Appendix A**.

1.1.3. According to the Section 25 of the Particular Specification (PS) and the Environmental Permit No. EP-464/2013, an EM&A programme should be implemented by an independent Environmental Team (ET) in accordance with the procedures and requirements in the EM&A Manual of the approved EIA report (Registration No. AEIAR-072/2003). These documents are available through the EIA Ordinance Register. The construction works of the Contract commenced on 16 May 2017.

1.1.4. The scope of monitoring works includes air quality, construction noise, water quality and environmental site audit. The EM&A requirements for each parameter described in the following sections include:

- *All monitoring parameters;*
- *Monitoring schedules for the reporting month and forthcoming months;*
- *Action and Limit levels for all environmental parameters;*
- *Event/Action Plans;*
- *Environmental mitigation measures, as recommended in the Project EIA study final report; and*
- *Environmental requirements in contract documents.*

1.1.5. As part of the project EM&A program, baseline monitoring was conducted from 21 March 2017 to 15 April 2017 to determine the ambient environmental conditions before the project commence any major construction works and it had been verified by IEC and endorsed by EPD.

1.1.6. This is the 59th Monthly Environmental Monitoring and Audit (EM&A) Report for the Contract which summaries the audit findings of the EM&A programme during the reporting period from 01 to 31 March 2022.

1.2. Project Organization

1.2.1. The project organization structure and lines of communication with respect to the on-site environmental management structure is shown in **Appendix B**. The key personnel contact names and numbers are summarized in **Table 1.1**.

Table 1.1 Contact Information of Key Personnel

Party	Position	Name of Key Staff	Tel. No.	E-mail
Supervising Officer (AECOM Asia Co. Ltd.)	Chief Resident Engineer	Mr. C. Y. Hung	5222 6560	cy.hung@swstw-aecom.com
Independent Environmental Checker (ANewR Consulting Limited)	Director	Mr. James Choi	2618 2831	jpschoi@anewr.com
Contractor (ATAL-DEGREMONT-CHINA HARBOUR JOINT VENTURE)	Environmental Supervisor	Mr. Isaac Chan	9688 2349	isaac.chan@c302.chk.com
Environmental Team (Construction Phase) (ETS-Testconsult Ltd.)	Environmental Team Leader	Mr. C. L. Lau	2946 7791	env@ets-testconsult.com
Environmental Team (Operational Phase) (AECOM Asia Co. Ltd.)	Environmental Team	Ms Lemon Lam	3922 9381	lemon.lam@aecom.com

1.3. Construction Programme

1.3.1. A copy of the Contractor's construction programme is provided in **Appendix C**.

1.3.2. According to the certificate issued by AECOM, the Design and Construction works was substantially completed on 05 March 2021 and the Defects Correction Period was commenced on 06 March 2021. The operational phase EM&A results have been issued as a separate EM&A report and submitted to EPD since June 2021.

1.4. Construction Works Undertaken During the Reporting Period

1.4.1. A summary of the construction activities undertaken during this reporting period is shown below:

- *Bar Screen Installation*

2. AIR QUALITY MONITORING

2.1. Monitoring Requirements

2.1.1. 1-hr and 24-hr TSP levels were monitored in the reporting month in accordance with the EM&A Manual. Two air monitoring locations were selected which was shown in **Figure 1**.

2.2. Monitoring Equipment

1-hour TSP Monitoring

1-hour TSP levels were measured by using dust meter which are capable of producing comparable results as the by high volume sampling method, to indicate short event impacts. The dust meter is compliant to the clause 1.2.5 of "General Technical Requirement of Environmental Monitoring" and clause 2.2 of "Generic Environmental Monitoring and Audit Manual".

Table 2.1 summarized the dust meter model used during the baseline monitoring. Copies of calibration certificates for dust meters were attached in **Appendix D1**.

Table 2.1 Air Quality Monitoring Equipment

Equipment	Model
Dust Meter	SIBATA LD-3B / SIBATA LD-5
High volume sampler (HVS)	Greasby GMW (GS2310)
Calibrator	Tisch TE-5025A

1-hr air quality monitoring (Dust Meter)

Measuring Procedures

The measuring procedures of the dust meter are in accordance with the Manufacturer's instruction Manual as follows:

- Press POWER to ON, check the battery indicator to ensure whether the power supply is enough to conduct the TSP monitoring;
- Press TIMER SET to Manual;
- Press START/STOP SWITCH to start the TSP monitoring;
- Press START/STOP SWITCH to stop the TSP monitoring after monitoring complete;
- Record measured COUNT directly from the dust meter and calculate the TSP level by using the equation of the certificate.

Maintenance & Calibration (QA/QC)

- Dust meter should be checked at 3-month intervals and calibrated at half-year intervals throughout all stages of air quality monitoring.

24-hr air quality monitoring (HVS)

Instrumentation

High volume sampler, as HVS, (Greasby GMWS2310) complete with appropriate sampling inlets were employed for both 1-hour and 24-hour TSP monitoring. The sampler is composed of a motor, a filter holder, a flow controller and a sampling inlet and its performance specification complies with that required by USEPA standard Title 40, Code of Federation Regulations Chapter 1 (Part 50).

Installation

The installation of HVS refers to the requirement stated in EM&A Manual.

Operation/Analytical Procedures

Operating/analytical procedures for the operation of HVS are as below:

- Prior to the commencement of the dust sampling, the flow rate of the high volume sampler was properly set (between 0.6m³/min and 1.7m³/min.) in accordance with the manufacturer's instruction to within the range recommended in USEPA Standard Title 40, CFR Part 50. The flow rate was indicated on the flow rate chart.
- For TSP sampling, fiberglass filters (Whatman G653) were used.
- The power supply was checked to ensure the sampler worked properly.
- On sampling, the sampler was operated 5 minutes to establish thermal equilibrium before placing any filter media at designated air monitoring station.
- The filter holding frame was then removed by loosening the four nuts and carefully a weighted and conditioned filter was centered with the stamped number upwards, on a supporting screen.
- The filter was aligned on the screen so that the gasket formed an air-tight seal on the outer edges of the filter. Then the filter holder frame was tightened to the filter holder with swing bolts. The applied pressure should be sufficient to avoid air leakage at the edges.
- The programmable timer will be set for a sampling month of 1 hour or 24 hours. Information was recorded on the record sheet, which included the starting time, the weather condition and the filter number (the initial weight of the filter paper can be found out by using the filter number.).
- After sampling, the filter was transferred from the filter holder of the HVS to a sealed plastic bag and sent to the laboratory for weighting. The elapsed time was also recorded.
- Before weighting, all filters were equilibrated in desiccators for 24 hour with the temperature of 25°C ± 3°C and the relative humidity (RH) <50% ±5%.

Maintenance & Calibration (QA/QC)

- HVS and their accessories should be maintained in good working condition, such as replacing motor brushes routinely and checking electrical wiring to ensure a continuous power supply.
- HVS should be calibrated at bi-monthly intervals.

Wind Data Monitoring

Wind data (wind speed and wind direction) were directly extracted from Hong Kong Observatory. All wind data during this reporting month are shown in **Appendix G**.

2.3. Monitoring Parameters, Frequency and Duration

2.3.1. Table 2.2 summarizes the monitoring parameters, monitoring duration and frequencies of impact air quality monitoring.

Table 2.2 Monitoring Parameters, Duration and Frequencies of Impact Air Quality Monitoring

Parameter	Duration	Frequency
1-hr TSP	1 hr (0800-1900)	Three times per 6 days
24-hr TSP	24 hr	Once per 6 days

2.3.2. In this reporting period, a total of 15 occasions of 1-hour TSP monitoring and 5 events of 24-hour TSP monitoring were undertaken and the schedule was shown in **Table 2.3**

Table 2.3 Time Schedule of Impact Air Quality Monitoring

March 2022						
Sunday	Monday	Tuesday	Wednesday	Thursday	Friday	Saturday
		1	2	3	4	5 ▼
6	7	8	9	10	11 ▼	12
13	14	15	16	17 ▼	18	19
20	21	22	23 ▼	24	25	26
27	28	29 ▼	30	31		

Remark: (▼) = Air quality monitoring carried out by ET

2.4. Action and Limit Levels

The criteria for Action and Limit levels have been set out in the contract document of the Project as follows:

Table 2.4 The criteria of Action and Limit Levels for Air Quality

Parameters	Action	Limit
1-hour TSP Level ($\mu\text{g}/\text{m}^3$)	For baseline level $\leq 384\mu\text{g}/\text{m}^3$, Action level = (baseline level plus*1.3 + Limit Level) / 2	500 $\mu\text{g}/\text{m}^3$
	For baseline level $>384\mu\text{g}/\text{m}^3$, Action level = Limit Level	
24-hour TSP Level ($\mu\text{g}/\text{m}^3$)	For baseline level $< 200\mu\text{g}/\text{m}^3$, Action level = (baseline level plus*1.3 + Limit Level) / 2	260 $\mu\text{g}/\text{m}^3$
	For baseline level $\geq 200\mu\text{g}/\text{m}^3$, Action level = Limit Level	

Following the criteria shown in **Table 2.4**, the Action and Limit levels for 1-hour TSP derived as illustrated in **Table 2.5**.

Table 2.5 Action and Limit Levels for 1-hour TSP and 24-hour TSP

Air Quality Monitoring Station	1-hr TSP ($\mu\text{g}/\text{m}^3$)		24-hr TSP ($\mu\text{g}/\text{m}^3$)	
	Action Level	Limit Level	Action Level	Limit Level
ASR1a	309	500	260	260
ASR2b	292	500	228	260

2.5. Results and Observations

2.5.1. 1-hour and 24-hour TSP Monitoring Results

Monitoring data of both 1-hour and 24-hour TSP monitoring carried out in this reporting month are summarized in **Appendix D2**. Graphical presentation of 1-hour and 24-hour TSP monitoring results for the reporting month is shown in **Appendix D3**. Wind data included wind speed and wind direction was extracted from Hong Kong Observatory during this reporting month and is presented in **Appendix G**.

No exceedance of Action and Limit Level of 1-hr TSP and 24-hour TSP monitoring results was recorded during the reporting month.

2.5.2. Observation

Generally, 1-hour TSP and 24-hour TSP monitoring results fluctuated well below the Action Level in this reporting period. The major dust source observed near the monitoring stations was mainly from vehicles passing by the container yards and general earth works. It can be concluded that the contractor implemented sufficient dust mitigation measures during this reporting month.

2.6. Event and Action Plan

If the impact monitoring results exceed the Action and Limit Levels, the actions specified in **Table 2.6** shall be carried out.

Table 2.6 Event and Action Plan for Air Quality (Dust) during Construction Phase

EVENT	ACTION			
	ET	IEC	ER	CONTRACTOR
Action Level being exceeded for one sample	<ol style="list-style-type: none"> Identify source; Inform IEC and ER; Repeat measurement to confirm finding; Increase monitoring frequency to daily. 	<ol style="list-style-type: none"> Check monitoring data submitted by ET; Check Contractor's working method. 	<ol style="list-style-type: none"> Notify Contractor. 	<ol style="list-style-type: none"> Rectify any unacceptable practice; Amend working methods if appropriate.
Action Level being exceeded for two or more consecutive samples	<ol style="list-style-type: none"> Identify source; Inform IEC and ER; Repeat measurements to confirm findings; Increase monitoring 	<ol style="list-style-type: none"> Check monitoring data submitted by ET; Check Contractor's working method; Discuss with 	<ol style="list-style-type: none"> Confirm receipt of notification of failure in writing; Notify Contractor; Ensure remedial measures are 	<ol style="list-style-type: none"> Submit proposals for remedial actions to IEC within 3 working days of notification; Implement the agreed proposals;

EVENT	ACTION			
	ET	IEC	ER	CONTRACTOR
	frequency to daily; 5. Discuss with IEC and Contractor on remedial actions required; 6. If exceedance continues, arrange meeting with IEC and ER; 7. If exceedance stops, cease additional monitoring.	ET and Contractor on possible remedial measures; 4. Advise the ER on the effectiveness of the proposed remedial measures; 5. Supervise implementation of remedial measures.	properly implemented.	3. Amend proposal if appropriate.
Limit Level being exceeded for one sample	1. Identify source; 2. Inform IEC, ER and EPD; 3. Repeat measurement to confirm finding; 4. Increase monitoring frequency to daily; 5. Assess effectiveness of Contractor's remedial actions; 8. Keep EPD and ER informed of the results.	1. Check monitoring data submitted by ET and Contractor's working method; 2. Discuss with Contractor on the possible mitigation measures; 6. Review the proposed mitigation measures submitted by Contractor and advise the ER accordingly.	1. Confirm receipt of notification of failure in writing; 2. Notify Contractor; 3. Check monitoring data and Contractor's working methods; 4. Discuss with IEC and Contractor on potential remedial actions; 4. Ensure remedial actions properly implemented.	1. Take immediate action to avoid further exceedance; 2. Submit proposals for remedial actions to ER within 3 working days of notification; 3. Implement the agreed proposals; 4. Amend proposal if appropriate.

EVENT	ACTION			
	ET	IEC	ER	CONTRACTOR
Limit Level being exceeded for two or more consecutive samples	<ol style="list-style-type: none"> 1. Identify source; 2. Inform IEC, ER and EPD the causes & actions taken for the exceedances; 3. Repeat measurement to confirm findings; 4. Increase monitoring frequency to daily; 5. Investigate the causes of exceedance; 6. Arrange meeting with EPD and ER to discuss the remedial actions to be taken; 7. Assess effectiveness of Contractor's remedial actions and keep EPD and ER informed of the results; 8. If exceedance stops, cease additional monitoring. 	<ol style="list-style-type: none"> 1. Check monitoring data submitted by ET and Contractor's working method; 2. Discuss with Contractor on the possible mitigation measures; 3. Review the proposed mitigation measures submitted by Contractor and advise the ER accordingly; 4. Supervise the implementation of mitigation measures. 	<ol style="list-style-type: none"> 1. Confirm receipt of notification of failure in writing; 2. Notify Contractor; 3. Carry out analysis of Contractor's working procedures to determine possible mitigation to be implemented; 4. Discuss with IEC and the Contractor on potential remedial actions; 5. Review Contractor's remedial actions whenever necessary to assure their effectiveness; 6. If exceedance continues, consider what portion of the work is responsible and instruct the Contractor to stop that portion of work until the exceedance is abated. 	<ol style="list-style-type: none"> 1. Take immediate action to avoid further exceedance; 2. Submit proposals for remedial actions to ER within 3 working days of notification; 3. Implement the agreed proposals; 4. Resubmit proposals if problem still not resolved; 5. Stop the relevant portion of works as determined by the ER until the exceedance is abated.

3. NOISE MONITORING

3.1. Monitoring Requirements

3.1.1. Noise levels (L_{eq} , L_{10} and L_{90}) were monitored in the reporting month in accordance with the EM&A Manual.

3.2. Monitoring Equipment

Sound level meters used for impact noise monitoring were Type 1 sound level meters capable of giving a continuous readout of the noise level reading including equivalent continuous sound pressure level (L_{eq}) and percentile sound pressure level (L_x). They complied with International Electro technical Commission Publications 651:1979 (Type 1) and 804:1985 (Type 1). **Table 3.1** summarized the noise monitoring equipment model used during the baseline monitoring. Copies of calibration certificates for noise meters and calibrators were attached in **Appendix E1**.

Table 3.1 Noise Monitoring Equipment

Noise Monitoring Equipment	Model
Sound Level Meter	Rion NL-52
Sound Level Calibrator	Rion NC-73 / Castle GA607

3.3. Monitoring Duration and Frequency

3.3.1. Impact noise monitoring for the A-weighted levels L_{eq} , L_{10} and L_{90} in 30-minute interval was recorded once per 6 days.

3.3.2. In this reporting period, a total of 5 occasions of noise monitoring were undertaken and the schedule was shown in **Table 3.2**

Table 3.2 Time Schedule of Impact Noise Monitoring

March 2022						
Sunday	Monday	Tuesday	Wednesday	Thursday	Friday	Saturday
		1	2	3	4	5 ▼
6	7	8	9	10	11 ▼	12
13	14	15	16	17 ▼	18	19
20	21	22	23 ▼	24	25	26
27	28	29 ▼	30	31		

Remark: (▼) = Noise monitoring carried out by ET

3.4. Monitoring Locations

Two noise monitoring stations, NSR1a (晉榮貨櫃服務有限公司) and NSR2b (永康貨櫃服務有限公司) which shown in **Figure 1**, were required to perform impact noise monitoring during this reporting period.

The impact noise monitoring programme was summarized in **Table 3.3**.

Table 3.3 Noise Monitoring Stations

Noise monitoring station	Type of Measurement
NSR1a	Façade
NSR2b	Façade

3.5. Monitoring Methodology

Instrumentation

Integrating Sound Level Meters were employed for noise monitoring.

Operation/Analysis Procedures

- The Sound Level Meter was set on a tripod at a height of 1.2m above the ground.
- For free field measurement, the meter was positioned away from any nearby reflective surfaces.
- The battery condition was checked to ensure the correct functioning of the meter.
- Parameters such as frequency weighting, the time weighting and the measurement time were set as follows:
 - Frequency weighting : A
 - Time weighting : Fast
 - Time measurement : 30 mins
- Prior to and after each noise measurement, the meter was calibrated using a Calibrator for 94 dB at 1000HZ. If the difference in the calibration level before and after measurement was more than 1 dB(A), the measurement would be considered invalid and repeat measurement would be required after re-calibration or repair of the equipment.
- During the monitoring period, the L_{eq} , L_{10} and L_{90} were recorded. In addition, site conditions and noise sources were recorded on a standard record sheet.
- 3dB(A) correction had been added to the results if noise measurements were free-field.
- Noise monitoring would be cancelled in the presence of fog, rain, storm, wind with a steady speed exceeding 5m/s, or wind gusts exceeding 10m/s.

Maintenance and Calibration (QA/QC)

- The microphone head of the sound level meter and calibrator are cleaned with soft cloth at quarterly intervals.
- The meters are sent to the HOKLAS accredited laboratory or equivalent to check and calibrated at yearly intervals.

3.6. Actions and Limit Level

The Action and Limit Levels were established in **Table 3.4** for noise monitoring.

Table 3.4 Action and Limit Levels for Noise Monitoring

Time Period	Action	Limit
0700 –1900 hrs normal weekdays	When one documented complaint is received	75 dB(A)*

Remark: (*)70dB(A) for schools and 65dB(A) for schools during school examination period

3.7. Results and Observations

3.7.1. Results

Monitoring data of noise monitoring carried out in this reporting month are summarized in **Appendix E2**. Graphical presentation of noise monitoring results for the reporting month is shown in **Appendix E3**.

No exceedance of Action and Limit Level of noise monitoring results was recorded during the reporting month.

3.7.2. Observation

The noise monitoring data were found to be lower than the limit level. The major noise source during the monitoring event was the vehicles passing through the container yard entrance and the general earth works inside the construction site.

3.8. Event and Action Plan

If the impact monitoring results exceed the Action and Limit Levels, the actions specified in **Table 3.5** shall be carried out.

Table 3.5 Event/Action Plan for Construction Noise

EVENT	ACTION			
	ET	IEC	ER	CONTRACTOR
Action level	<ol style="list-style-type: none"> 1. Notify IEC and Contractor; 2. Carry out investigation; 3. Report the results of investigation to the IEC and Contractor; 4. Discuss with the Contractor and formulate remedial measures ; 5. Increase monitoring frequency to check the effectiveness of mitigation measures. 	<ol style="list-style-type: none"> 1. Review the analyzed results submitted by the ET; 2. Review the proposed remedial measures by the Contractor and advise the ER accordingly; 3. Supervise the implementation of remedial measures. 	<ol style="list-style-type: none"> 1. Confirm receipt of notification in writing; 2. Notify Contractor; 3. Require Contractor to propose remedial measures for the analyzed noise problem; 4. Ensure mitigation measures are properly implemented. 	<ol style="list-style-type: none"> 1. Submit noise mitigation proposal to IEC; 2. Implement noise mitigation proposals.
Limit level	<ol style="list-style-type: none"> 1. Notify IEC, ER, EPD & Contractor; 2. Identify source; 3. Repeat measurement to confirm findings; 4. Increase monitoring frequency; 5. Carry out analysis of Contractor's working procedures to determine possible mitigation to be implemented; 6. Inform IEC, ER and EPD the causes and actions taken for the exceedances; 	<ol style="list-style-type: none"> 1. Discuss amongst ER, ET, and Contractor on the potential remedial actions; 2. Review Contractor's remedial actions whenever necessary to assure their effectiveness and advise the ER accordingly; 3. Supervise the implementation of remedial measures. 	<ol style="list-style-type: none"> 1. Confirm receipt of notification in writing; 2. Notify Contractor; 3. Require Contractor to propose remedial measures for the analyzed noise problem; 4. Ensure mitigation measures are properly implemented; 5. If exceedances continues, consider what portion of the work is responsible and instruct the Contractor 	<ol style="list-style-type: none"> 1. Undertake immediate action to avoid further exceedance; 2. Submit proposals for remedial actions to IEC within 3 working days of notification; 3. Implement the agreed proposals; 4. Resubmit proposals if problem still not under control; 5. Stop the relevant portion of works as determined by ER, until the

	<p>7. Assess the effectiveness of Contractor's remedial actions and keep IEC, EPD and ER informed of the results;</p> <p>8. If exceedance stops, cease additional monitoring.</p>		<p>to stop that portion of work until the exceedance is abated.</p>	<p>exceedance is abated.</p>
--	---	--	---	------------------------------

4. WATER QUALITY MONITORING

4.1. Monitoring Requirements

4.1.1. Water quality was monitored in the reporting month in accordance with the EM&A Manual at one alternative water quality monitoring station, R1b (at Tin Shui Wai Nullah) which shown in **Figure 2**.

4.2. Monitoring Methodology and Equipment

For In-situ Water Quality Measurement

Dissolved Oxygen (DO) measuring equipment

A portable, weatherproof DO-measuring meter with built-in salinity compensation (e.g. YSI 85, YSI Pro 2030 or equivalent) was used in the baseline monitoring. It can be capable for measuring dissolved oxygen level in the range of 0-20 mg/L and 0-200 % saturation.

For Water Sampling and Sample Analysis

Water Sampler

A water sampler comprising a metal bucket was lowered into the water body.

Water Container

The sample container, made by high-density polythene, was rinsed with a portion of the water sample. The water sample was then transferred to the container, labelled with a unique sample ID and sealed with a screw cap. The water samples were stored in a cool box maintained at 4°C. The water samples will then be delivered to Environmental Laboratory of ETS-Testconsult Ltd (HOKLAS Registration No. 022) on the same day for analysis according to the Standard Method APHA 19ed.

The summary of testing methods of testing parameters required was shown in **Table 4.1**.

Table 4.1 Summary of Testing Procedures for water samples

Parameters	Testing Procedure	Detection Limit
Turbidity	Dissolved Oxygen Meter Measurement	0.1 NTU
Dissolved Oxygen	In house method refer to APHA 19 th ed 2130 B	0.01 mg/L
Total suspended solids	In house method refer to APHA 19 th ed 2540D	0.1 mg/L

4.3. Monitoring Frequency

4.3.1. Water samples were collected 3 times per week in 1 monitoring station. Three parameters including turbidity, dissolved oxygen and total suspended solids would be tested.

Table 4.2 Monitoring Frequency of Water Quality Monitoring

Parameters	Frequency	No. of sampling stations
Turbidity	3 times per week	1 station
Dissolved Oxygen		
Total suspended solids		

4.3.2. In this reporting period, a total of 14 occasions of water quality monitoring were undertaken and the schedule was shown in **Table 4.3**

Table 4.3 Time Schedule of Impact Water Quality Monitoring

March 2022						
Sunday	Monday	Tuesday	Wednesday	Thursday	Friday	Saturday
		1 ▼	2	3 ▼	4	5 ▼
6	7	8 ▼	9	10 ▼	11	12 ▼
13	14	15 ▼	16	17 ▼	18	19 ▼
20	21	22 ▼	23	24 ▼	25	26 ▼
27	28	29 ▼	30	31 ▼		

Remark: 1. (▼) = Water quality monitoring carried out by ET

4.4. Quality Assurance (QA) / Quality Control (QC)

For in-situ measurements, at each measurement / sampling, two consecutive measurements of turbidity and dissolved oxygen (DO) were taken. The probes were retrieved out of the water after the first measurement and then re-deployed for the second measurement. If the difference between the first and second measurement is greater than 25% the reading will be discarded and the measurements will be repeated.

For laboratory analysis of water, test method of all test parameters and the QA/QC samples were carried out in accordance with the requirements of HOKLAS.

For our QA/QC procedure, one QC sample, one duplicate sample and one sample spike of every batch of 20 samples were analyzed.

The calibration certifications of water quality monitoring equipments were shown in **Appendix F1**.

4.5. Actions and Limit Levels

The criteria for Action and Limit Levels have been set out as follows:

Table 4.4 The criteria of Action and Limit Levels for Water Quality

Parameters	Unit	Action Level	Limit Level
Turbidity	NTU	95%ile of baseline data	99%ile of baseline data
Dissolved Oxygen	mg/L	5%ile of baseline data	1%ile of baseline data
Suspended solids	mg/L	95%ile of baseline data	99%ile of baseline data

Following the criteria shown in **Table 4.4**, the Action and Limit Levels for monitoring parameters derived as illustrated in **Table 4.5**.

Table 4.5 Action and Limit Levels for Water Quality

Parameters	Unit	Action	Limit
Turbidity	NTU	19.8	20.5
Dissolved Oxygen	mg/L	1.84	1.81
Suspended Solid	mg/L	17.0	17.8

4.6. Result and Observation

4.6.1. Result

Monitoring data of water quality monitoring carried out in this reporting month are summarized in **Appendix F2**. Graphical presentation of the monitoring results for the reporting month is shown in **Appendix F3**.

No exceedance of Action and Limit Level of water quality monitoring results was recorded during the reporting month.

4.6.2. Observation

Generally, the turbidity and suspended solids were found to be lower than the action level. Besides, all results of dissolved oxygen measured in this reporting month were higher than the action level.

4.7. Event and Action Plan

If the impact monitoring results of the individual parameters exceed the Action and Limit Levels, the actions specified in **Table 4.6** shall be carried out.

Table 4.6 Event and Action Plan for Water Quality

Event	Action			
	ET Leader	IEC	ER	Contractor
Action Level being exceeded by one sampling day	1. Repeat in-situ measurement to confirm findings; 2. Identify reasons for non-compliance and sources of impact; 3. Inform IEC and Contractor; 4. Check monitoring data, all plant, equipment and Contractor's working methods; 5. Discuss mitigation measures with IEC and Contractor; 6. Repeat	1. Discuss with ET and Contractor on the mitigation measures; 2. Review proposals on mitigation measures submitted by Contractor and advise the ER accordingly; 3. Assess the effectiveness of the implemented mitigation measures.	1. Discuss with IEC on the proposed mitigation measures; 2. make agreement on the mitigation measures to be implemented; 3. Assess the effectiveness of the implemented mitigation measures.	1. Inform the ER and confirm notification of the non-compliance in writing; 2. Rectify unacceptable practice; 3. Check all plant and equipment 4. Consider changes of working methods; 5. Discuss with ET and IEC and propose mitigation measures to IEC and ER; 6. Implement the agreed mitigation measures.

Event	Action			
	ET Leader	IEC	ER	Contractor
	measurement on next day of exceedance.			
Action Level being exceeded by more than two consecutive sampling days	<ol style="list-style-type: none"> 1. Repeat in-situ measurement to confirm findings; 2. Identify reasons for non-compliance and sources of impact; 3. Inform IEC and Contractor; 4. Check monitoring data, all plant, equipment and Contractor's working methods; 5. Discuss mitigation measures with IEC and Contractor; 6. Ensure mitigation measures are implemented; 7. Prepare to increase the monitoring frequency to daily; 8. Repeat measurement on next day of exceedance. 	<ol style="list-style-type: none"> 1. Discuss with ET and Contractor on the mitigation measures; 2. Review proposals on mitigation measures submitted by Contractor and advise the ER accordingly; 3. Assess the effectiveness of the implemented mitigation measures. 	<ol style="list-style-type: none"> 1. Discuss with IEC on the proposed mitigation measures; 2. Make agreement on the mitigation measures to be implemented; 3. Assess the effectiveness of the implemented mitigation measures. 	<ol style="list-style-type: none"> 1. Inform the ER and confirm notification of the non-compliance in writing; 2. Rectify unacceptable practice; 3. Check all plant and equipment; 4. Consider changes of working methods; 5. Discuss with ET and IEC and propose mitigation measures to IEC and ER within 3 working days; 6. Implement the agreed mitigation measures.

Event	Action				
	ET Leader	IEC	ER	Contractor	
Limit Level being exceeded by one sampling day	<ol style="list-style-type: none"> Repeat in-situ measurement to confirm findings; Identify reasons for non-compliance and sources of impact; Inform IEC, Contractor or and EPD; Check monitoring data, all plant, equipment and Contractor's working methods; Discuss mitigation measures with IEC, ER and Contractor; Ensure mitigation measures are implemented; Increase the monitoring frequency to daily until no exceedance of Limit Level. 	<ol style="list-style-type: none"> Discuss with ET and Contractor on the mitigation measures; Review proposals on mitigation measures submitted by Contractor and advise the ER accordingly; Assess the effectiveness of the implemented mitigation measures. 	<ol style="list-style-type: none"> Discuss with IEC, ET and Contractor on the proposed mitigation measures; Request Contractor to critically review the working methods; Make agreement on the mitigation measures to be implemented; Assess the effectiveness of the implemented mitigation measures. 	<ol style="list-style-type: none"> Inform the ER and confirm notification of the non-compliance in writing; Rectify unacceptable practice; Check all plant and equipment; Consider changes of working methods; Discuss with ET, IEC and ER and propose mitigation measures to IEC and ER within 3 working days; Implement the agreed mitigation measures. 	
Limit Level being exceeded by more than two consecutive sampling days	<ol style="list-style-type: none"> Repeat in-situ measurement to confirm findings; Identify reasons for non-compliance and sources of impact; Inform IEC, Contractor and EPD; Check monitoring data, all plant, equipment and 	<ol style="list-style-type: none"> Discuss with ET and Contractor on the mitigation measures; Review proposals on mitigation measures submitted by Contractor and advise the ER accordingly; Assess the effectiveness of the implemented 	<ol style="list-style-type: none"> Discuss with IEC, ET and Contractor on the proposed mitigation measures; Request Contractor to critically review the working methods; Make agreement on the mitigation measures to be implemented; 	<ol style="list-style-type: none"> Inform the ER and confirm notification of the non-compliance in writing; Rectify unacceptable practice; Check all plant and equipment; Consider changes of working methods; Discuss with ET, IEC and 	

Event	Action			
	ET Leader	IEC	ER	Contractor
	Contractor's working methods; 5. Discuss mitigation measures with IEC, ER and Contractor; 6. Ensure mitigation measures are implemented; 7. Increase the monitoring frequency to daily until no exceedance of Limit Level for two consecutive days.	mitigation measures.	4. Assess the effectiveness of the implemented mitigation measures; 5. Consider and instruct, if necessary, the Contractor to slow down or to stop all or part of the marine work until no exceedance of Limit Level.	ER and propose mitigation measures to IEC and ER within 3 working days; 6. Implement the agreed mitigation measures; 7. As directed by the ER, to slow down or to stop all or part of the marine work or construction activities.

5. ENVIRONMENTAL SITE INSPECTION AND AUDIT

5.1. Site Inspection

Site Inspections were carried out on a weekly basis to monitor the implementation of proper environmental pollution control mitigation measures for the project. During the reporting period, site inspections were carried out on 4, 11, 18, 24 March 2022.

- 5.1.1. Observations for the site inspections within this reporting period are summarized in **Table 5.1** and inspection checklists are attached in **Appendix M**.

Table 5.1 Summary of observation of site inspections

Date	Observations/ Reminders	Follow-up Action	Closed Date
04 March 2022	--	--	--
11 March 2022	--	--	--
18 March 2022	--	--	--
24 March 2022	--	--	--

5.2. Landscape and Visual Audit

- 5.2.1. Landscape and visual audits were undertaken at least once every two weeks throughout the construction and operation phase by a competent landscape architect. During the reporting period, audits were carried out on 18 and 31 MARCH 2022.

- 5.2.2. Observations and reminders were summarized in the landscape and visual impact assessment checklists which are attached in **Appendix I**.

5.3. Advice on the Solid and Liquid Waste Management Status

5.3.1. All types of waste arising from the construction work are classified into the following:

- Construction & Demolition (C&D) Material;
- Chemical Waste;
- General Refuse; and
- Excavated Soil

5.3.2. The quantities of waste for disposal in this Reporting Period are summarized in **Table 5.2** and **Table 5.3** and the Monthly Summary Waste Flow Table is shown in **Appendix H**. Whenever possible, materials were reused on-site as far as practicable.

Table 5.2 Summary of Quantities of Inert C&D Materials

Type of Waste	Quantity	Disposal Location
Reused in this Contract (Inert) (m ³)	0	--
Reused in other Projects (Inert) (m ³)	0	--
Disposed as Public Fill (Inert) (m ³)	0.007	Tuen Mun 38 Fill Bank

Table 5.3 Summary of Quantities of C&D Materials

Type of Waste	Quantity	Disposal Location
Recycled Metal (kg)	0	--
Recycled Paper / Cardboard Packing (kg)	0	--
Recycled Plastic (kg)	0	--
Chemical Wastes (kg)	0	--
General Refuses (m ³)	7220	North East New Territories (NENT) Landfill

5.3.3. To control over the site performance on waste management, the Contractor shall ensure that all solid and liquid waste management works are in full compliance with the relevant license/permit requirements, such as the effluent discharge license and the chemical waste producer registration. The Contractor is also reminded to implement the recommended environmental mitigation measures according to the EM&A Manual based on actual site conditions.

5.4. Discharge License and Results of Effluent Monitoring

5.4.1. Effluent quality was monitored in the reporting month in accordance with the EM&A Manual at the discharge point. A discharge license under Water Pollution Control Ordinance was obtained by the Contractor upon commencement of the Project. Self-monitoring would be performed as per the requirement under the discharge license. According to the EM&A Manual, pH, chemical oxygen demand and total suspended solid are required to be analysed at least once every two week.

5.4.2. Since no construction activity in the operation phase. Effluent monitoring was not carry out starting from February 2022.

5.5. Environmental Licenses and Permits

5.5.1. The valid environmental licenses and permits during the reporting period are summarized in **Appendix J**.

5.6. Implementation Status of Environmental Mitigation Measures

5.6.1. The environmental mitigation measures that recommended in the Environmental Monitoring and Audit Manual covered the issues of dust, noise, water and waste and they are summarized as following:

Dust Mitigation Measures

- a. The working area for the uprooting of trees, shrubs, or vegetation or for the removal of boulders, poles, pillars or temporary or permanent structures should be sprayed with water or a dust suppression chemical immediately before, during and immediately after the operation so as to maintain the entire surface wet;
- b. All demolished items (including trees, shrubs, vegetation, boulders, poles, pillars, structures, debris, rubbish and other items arising from site clearance) that may dislodge dust particles should be covered entirely by impervious sheeting or placed in an area sheltered on the top and the 3 sides within a day of demolition;
- c. Vehicle washing facilities including a high pressure water jet should be provided at every discernible or designated vehicle exit point;
- d. The area where vehicle washing takes place and the section of the road between the washing facilities and the exit point should be paved with concrete, bituminous materials or hardcores;
- e. Where a site boundary adjoins a road, street, service and or other area accessible to the public, hoarding of not less than 2.4m from ground level should be provided along the entire length of that portion of the site boundary except for a site entrance or exit;
- f. Every main haul road (i.e. any course inside a construction site having a vehicle passing rate of higher than 4 in any 30 minutes) should be paved with concrete, bituminous materials, hardcores or metal plates, and kept clear of dusty materials; or sprayed with water or a dust suppression chemical so as to maintain the entire road surface wet;
- g. The portion of any road leading only to a construction site that is within 30m of a discernible or designated vehicle entrance or exit should be kept clear of dusty materials;
- h. Immediately before leaving a construction site, every vehicle should be washed to remove any dusty materials from its body and wheels;
- i. Where a vehicle leaving a construction site is carrying a load of dusty materials, the load should be covered entirely by clean impervious sheeting to ensure that the dusty materials do not leak from the vehicle;
- j. The working area of any excavation or earth moving operation should be sprayed with water or a dusty suppression chemical immediately before, during and immediately after the operation so as to maintain the entire surface wet;
- k. Exposed earth shall be properly treated by compaction, turfing, hydroseeding, vegetation planting or sealing with latex, vinyl, bitumen, shotcrete or other suitable surface stabilizer within 6 months after the last construction activity on the construction site or part of the construction site where the exposed earth lies;
- l. Any stockpile of dusty material should be either covered entirely by impervious sheeting; placed in an area sheltered on the top and the 3 sides; or sprayed with water or a dust suppression chemical so as to maintain the entire surface wet.

Noise Mitigation Measures

- a. Quiet plants should be used in order to reduce the noise impacts to protect the nearby NSRs.
- b. Temporary and Movable Noise Barriers should be used in order to reduce the noise impact to the surrounding sensitive receivers
- c. The contractor should site noisy equipment and activities as far from sensitive receivers as practical.
- d. Idle equipment should be turned off or throttled down.
- e. Construction activities should be planned so that parallel operation of several sets of equipment close to a given receiver is avoided
- f. Construction plant should be properly maintained and operated.

Water Quality Mitigation Measures

- a. Exposed stockpiles should be covered with tarpaulin or impervious sheets before a rainstorm occurs;
- b. The exposed soil surfaces should also be properly protected to minimize dust emission;
- c. The stockpiles of materials should be placed in the locations away from the drainage channel so as to avoid releasing materials into the channel;
- d. Wheel washing facilities should be provided at site exits to ensure that earth, mud and debris would not be carried out of the works areas by vehicles;
- e. Provision of site drainage systems and treatment facilities would be required to minimize the water pollution;

- f. A discharge license needs to be applied from EPD for discharging effluent from the construction site;
- g. The treated effluent quality is required to meet the requirements specified in the discharge license;
- h. Provision of chemical toilets is required to collect sewage from workforce. The chemical toilets should be cleaned on a regular basis;
- i. A licensed waste collector should be employed to clean the chemical toilets and temporary storage tank on a regular basis;
- j. Illegal disposal of chemicals should be strictly prohibited;
- k. Registration as a chemical waste producer is required if chemical wastes are generated and need to be disposed of. The Waste Disposal Ordinance (Cap 354) and its subsidiary regulations in particular the Waste Disposal (Chemical Waste) (General) Regulation should be observed and complied with for control of chemical wastes;
- l. Disposal of chemical wastes should be carried out in compliance with the Waste Disposal Ordinance. The Code of Practice on the Packaging, Labelling and Storage of Chemical Wastes published under the Waste Disposal Ordinance should be used as a guideline for handling chemical wastes;
- m. The impact from accidental spillage of chemicals can be effectively controlled through good management practices.
- n. Waste water (generated from the clean-up of a spillage of grit from a skip onto the ground in front of SSSB on 9 November 2020) and flowed into the adjacent stormwater system was stopped and removed before reaching the site boundary.

Waste Management Mitigation Measures

- a. Segregation and storage of different types of waste in different containers, skips or stockpiles to enhance reuse or recycling of materials and their proper disposal;
- b. To encourage collection of aluminium cans by individual collectors, separate bins should be provided to segregate this waste from other general refuse generated by the workforce;
- c. Any unused chemicals or those with remaining functional capacity should be recycled;
- d. Prior to disposal of C&D waste, it is recommended that wood, steel and other metals be separated for re-use and/or recycling and inert waste as fill material to minimize the quantity of waste to be disposed of to landfill;
- e. Proper storage and site practices to minimize the potential for damage or contamination of construction materials; and
- f. Plan and stock construction materials carefully to minimize amount of waste generated and avoid unnecessary generation of waste.

5.6.2. An updated summary of the Environmental Mitigation Implementation Schedule (EMIS) is presented in **Appendix K**. Most of the necessary mitigation measures were implemented properly. Any deficiencies were noted in the remarks of the schedule.

5.7. Summary of Exceedance of the Environmental Quality Performance Limit

5.7.1. There was no Action and Limit level exceedance of 1-hour and 24-hr TSP monitoring was recorded at station ASR1a and ASR2b during this reporting month.

5.7.2. There was no Action and Limit Level exceedance for noise recorded at station NSR1a and NSR2b during the reporting period.

5.7.3. There was no Action and Limit Level exceedance for water quality monitoring recorded at station R1b during the reporting period.

5.8. Summary of Complaints, Notification of Summons and Successful Prosecution

5.8.1. There were no complaints received during the reporting period.

5.8.2. There were no notifications of summons or prosecutions received during the reporting period.

5.8.3. A summary of environmental complaints, notifications of summons and successful prosecutions was given in **Table 5.4**.

Table 5.4 Summary of Environmental Complaints Notification of Summons and Successful Prosecution

Reporting Period	Cumulative Statistic		
	Complaints	Notifications of summons	Successful prosecutions
The reporting period	0	0	0
From commencement date of construction to end of reporting month	0	0	0

6. FUTURE KEY ISSUES

6.1. Construction Programme for the Coming Months

As informed by the Contractor, the major construction activities for April 2022 are included:

- *Construction of Additional Slab*

6.2. Key Issues for the Coming Month

Key issues to be considered in the coming month include:

- *Chemical and waste management and precautions against leakage;*
- *Treatment of runoff and wastewater prior to discharge;*
- *Dust and Noise generated from construction activities; and*
- *Prevention of odour nuisance*

Mitigation measures to be required in the coming month:

Air Quality Impact

- To provide adequate water spraying in the worksite;
- To operate and maintain automatic wheel washing facilities properly;
- To provide road sweeping site entrance and public roads outside site entrance;
- To ensure implementation of the dust mitigation measures for the site activities;
- To maintain proper operation of the mist spraying system;
- To provide proper maintenance for vehicles and machines on site; and
- To investigate any other dust sources around the air sensitive receivers

Noise

- To switch off equipment if not in use;
- To operate silent equipment;
- To identify the noise sources inside and outside of the site; and
- To follow up any exceedance caused by the construction work inside the worksite

Water Quality Impact

- To ensure the drainage system was maintained properly;
- To maintain the existing silt trap to ensure good efficiency of wheel wash facilities;
- To avoid stagnant water in the drip trays due to rainfall;
- To avoid any stagnant water or provide insecticide to avoid mosquito breeding

Chemical and Waste Management

- To remove waste from the site regularly;
- To properly store and handle chemical wastes on site;
- To implement trip ticket system for all the imported public fill and general refuse disposal;
- To maintain proper housekeeping;
- To identify C&D material by packaging, labelling, storage, transportation and disposal in accordance with statutory regulations.

6.3. Environmental Monitoring and Site Inspection Schedule for the Coming Month

6.3.1. The tentative schedule for environmental monitoring and site inspection schedule for March and April 2022 are provided in **Appendix L**. Site inspection were planned on 1, 8, 14, 21, 29 April 2022.

7. CONCLUSION

7.1. Conclusions

7.1.1. There was no Action and Limit level exceedance of 1-hour and 24-hr TSP monitoring was recorded at station ASR1a and ASR2b during this reporting month.

7.1.2. There was no Action and Limit Level exceedance for noise recorded at station NSR1a and NSR2b during the reporting period.

7.1.3. There was no Action and Limit Level exceedance for water quality monitoring recorded at station R1b during the reporting period.

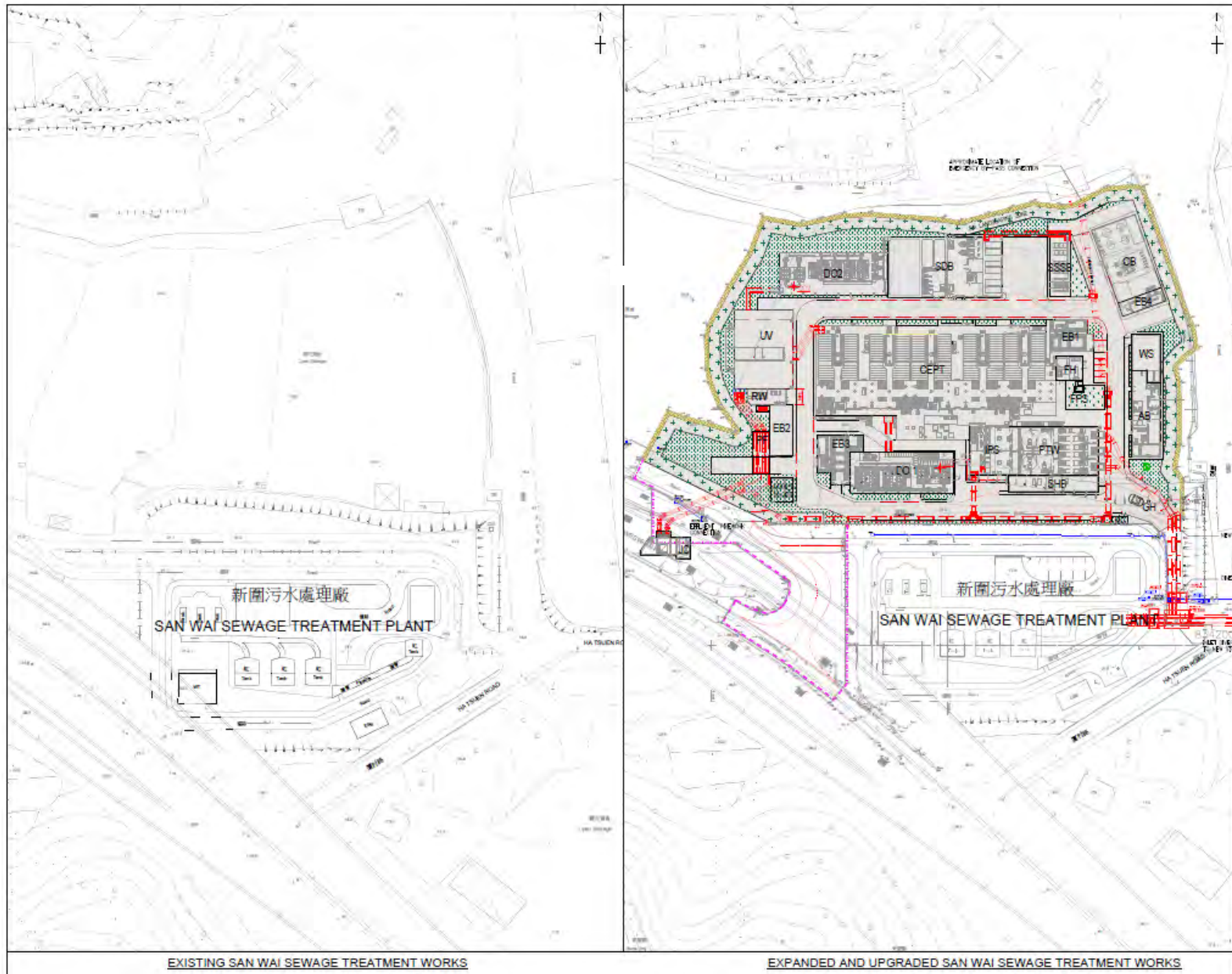
7.1.4. There were no complaints received during the reporting period.

7.1.5. There were no notifications of summons or prosecutions received during the reporting period.

– END OF REPORT –

Appendix A

Location of Works Areas

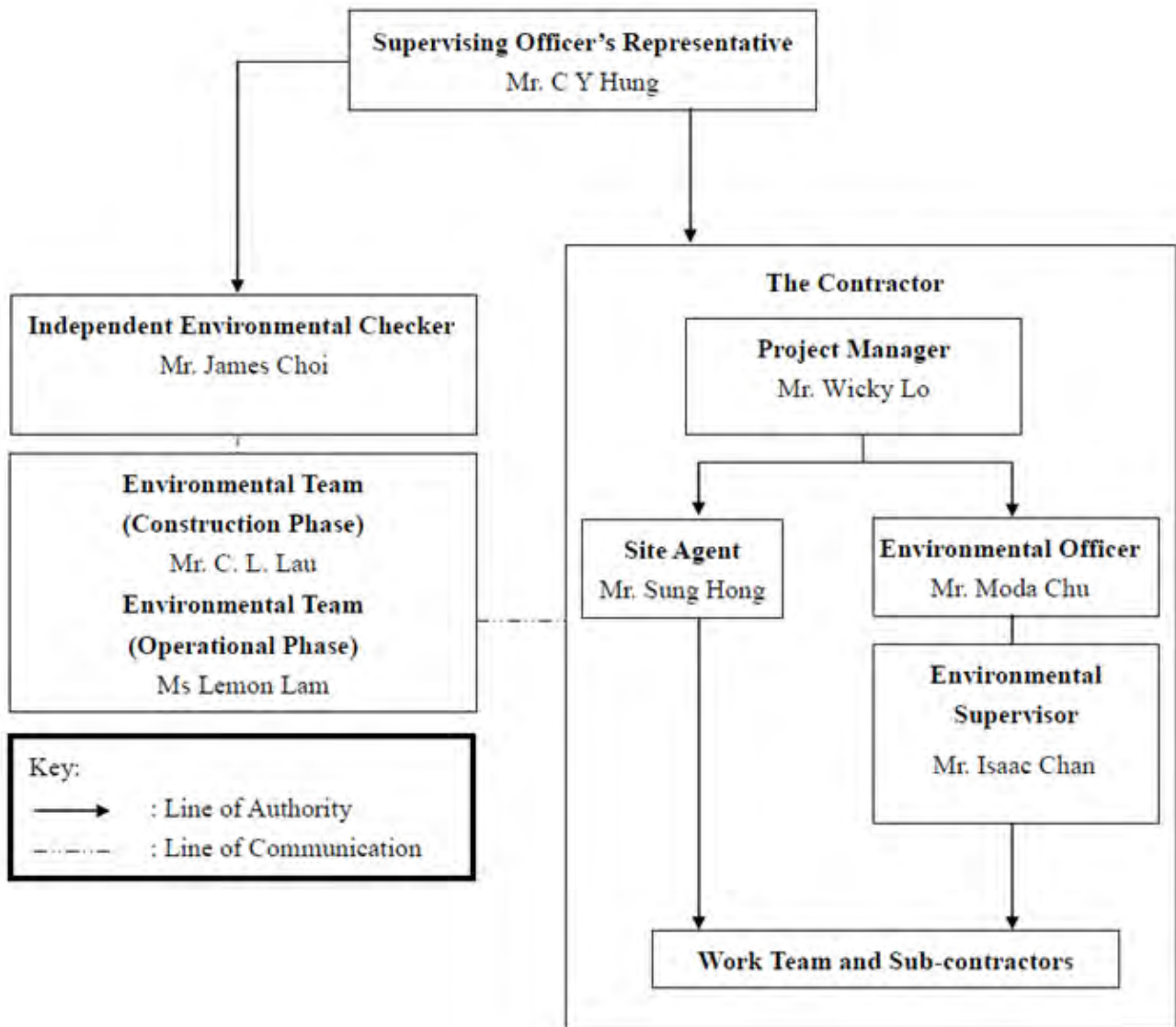


EXISTING SAN WAI SEWAGE TREATMENT WORKS

EXPANDED AND UPGRADED SAN WAI SEWAGE TREATMENT WORKS

Appendix B

Project Organization Chart



Appendix C

Construction Programme

Activity ID	Activity Name	At Completion Duration	Start	Finish	2022							
					Feb	Mar	Apr	May	Jun	Jul	Aug	Sep
SWSTW Phase 1 - 6 Month Rolling Programme (Mar 2022 to Aug 2022)		214	01-Mar-22	30-Sep-22								
Existing Junction Chamber		103	01-Mar-22	11-Jun-22								
JC1000	Bar Screen Installation	28	01-Mar-22	28-Mar-22		■						
JC1010	Construction of Additional Slab	72	01-Apr-22	11-Jun-22			■	■	■			
Emergency Access at P5		127	27-May-22	30-Sep-22								
EA1000	Construction of Boundary Footing	22	27-May-22	17-Jun-22				■				
EA1010	Backfill and Pavement Construction	17	18-Jun-22	04-Jul-22					■			
EA1020	Landscape and Maintenance Works	88	05-Jul-22	30-Sep-22						■	■	■

- Actual Work
- Remaining Work
- Critical Remaining Work
- ◆ Milestone



TASK filter: All Activities

**CONTRACT NO. DC/2013/10 DESIGN, BUILD & OPERATE
SAN WAI SEWAGE TREATMENT WORKS - PHASE 1
SIX (6) MONTH ROLLING PROGRAMME (01 Mar 2022)
C&S WORKS**

Date	Revision	Checked	Approved
01-Mar-22	Six (6) Month Rolling Programme		

Appendix D1

Calibration Certificates for Impact Air Quality Monitoring Equipment

Summary of Calibration Certificates for TSP Monitoring Equipment used in this reporting month

Equip No.	Model	Serial No.	Calib Date	Due Date
ET/EA/001/09	Sibata LD-3B	155331	15/10/2021	14/04/2022
ET/EA/001/10	Sibata LD-3B	1Z5635	06/10/2021	05/04/2022
ET/EA/001/11	Sibata LD-3B	255863	15/11/2021	14/05/2022
ET/EA/001/13	Sibata LD-5	4Y1613	17/12/2021	16/06/2022
ET/EA/001/15	Sibata LD-3B	597227	13/01/2022	12/07/2022
ET/EA/003/12	Greasby GMW (GS2310)	9998	11/01/2022 05/03/2022	10/03/2022 04/05/2022
ET/EA/003/25	Greasby GMW (GS2310)	1934	11/01/2022 05/03/2022	10/03/2022 04/05/2022



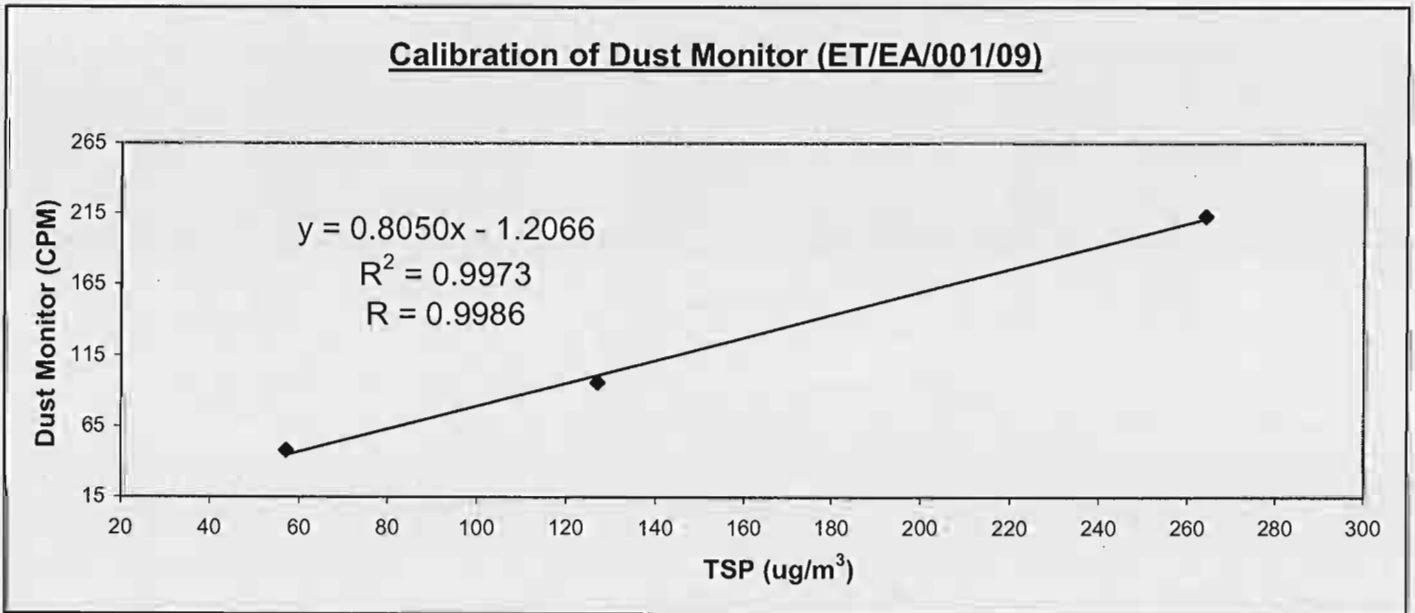
Internal Calibration Report
of
Dust Monitor

Manufacturer : SIBATA (LD-3B) Date of Calibration : 15 October 2021

Serial No. : 155331 (ET/EA/001/09) Calibration Due Date : 14 April 2022

Method : Parallel measurement (Three-point calibration) by placing the Dust Monitor and High Volume Air Samper together under the same environmental condition

Results	Dust Monitor (CPM)	48	96	213
	TSP (ug/m ³)	57	127	264
	High Volume Air Sampler Serail No.: 1177	Calibration Due Date: 29 November 2021		




Acceptance Criteria : Correlation coefficient (r) of the calibration curve greater than 0.990 after a three-point calibration

The Dust Trak Monitor complies * / ~~does not comply~~ * with the internal calibration procedures and is deemed acceptable * / ~~unacceptable~~ * for use.

Calibrated by : LI, Lok Yin
(Technician)

Checked by : LAU, Chi Leung
(Environmental Team Leader)



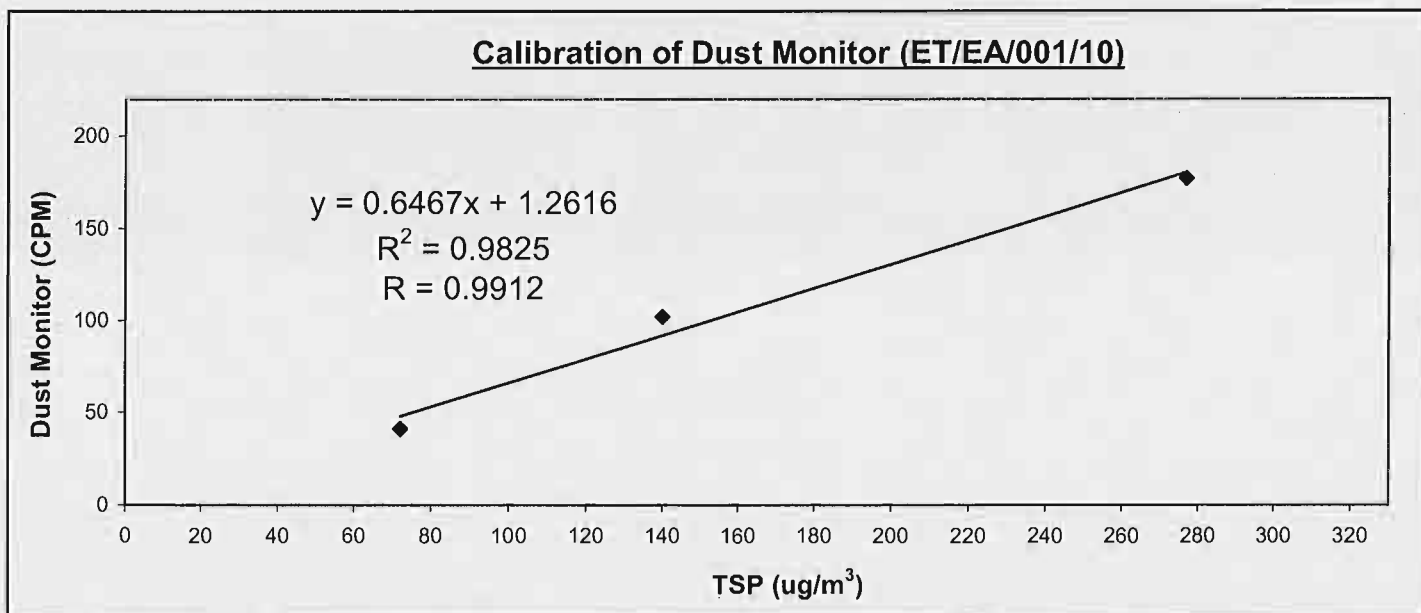
Internal Calibration Report
of
Dust Monitor

Manufacturer : SIBATA (LD-3B) Date of Calibration : 6 October 2021

Serial No. : 1Z5635 (ET/EA/001/10) Calibration Due Date : 5 April 2022

Method : Parallel measurement (Three-point calibration) by placing the Dust Monitor and High Volume Air Samper together under the same environmental condition

Results	Dust Monitor (CPM)	41	102	177
	TSP (ug/m ³)	72	140	277
	High Volume Air Sampler Serail No.: 1177		Calibration Due Date: 29 November 2021	



Acceptance Criteria : Correlation coefficient (r) of the calibration curve greater than 0.990 after a three-point calibration

The Dust Trak Monitor complies * / ~~does not comply~~ * with the internal calibration procedures and is deemed acceptable * / ~~unacceptable~~ * for use.

Calibrated by : LI, Lok Yin
(Technician)

Checked by : LAU, Chi Leung
(Environmental Team Leader)



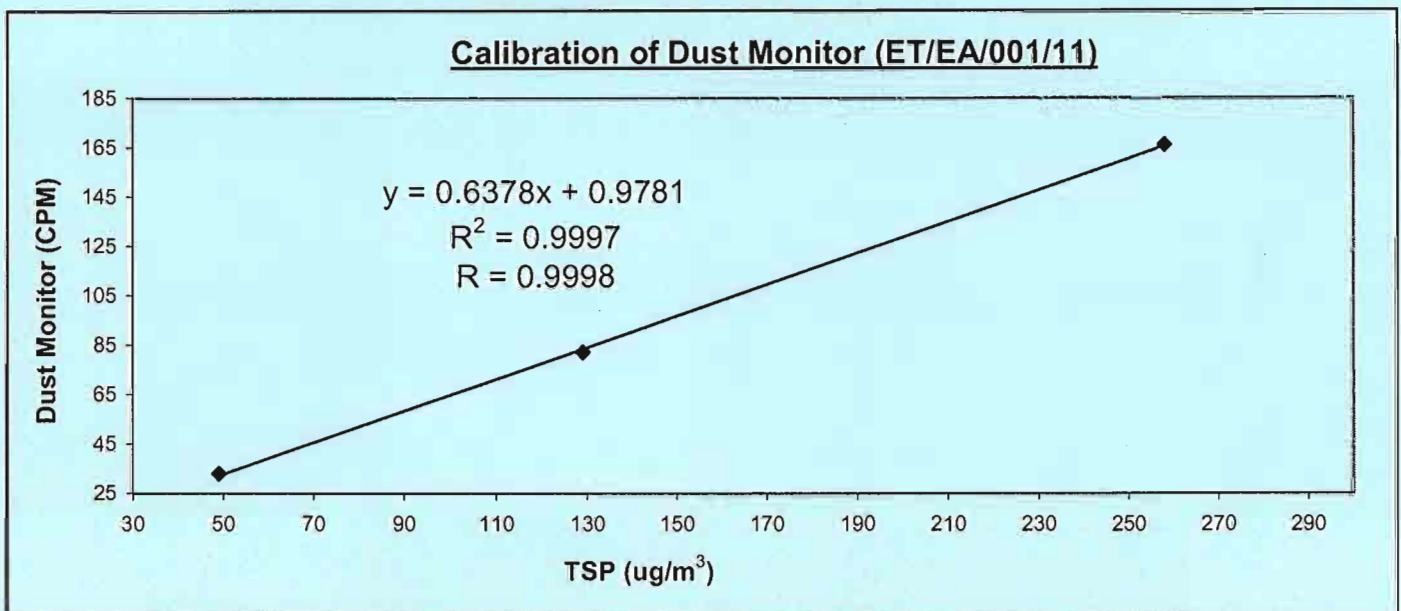
Internal Calibration Report
of
Dust Monitor

Manufacturer : SIBATA (LD-3B) Date of Calibration : 15 November 2021

Serial No. : 255863 (ET/EA/001/11) Calibration Due Date : 14 May 2022

Method : Parallel measurement (Three-point calibration) by placing the Dust Monitor and High Volume Air Samper together under the same environmental condition

Results	Dust Monitor (CPM)	33	82	166
	TSP (ug/m ³)	49	129	258
High Volume Air Sampler Serail No.:1177		Calibration Due Date: 29 November 2021		



Acceptance Criteria : Correlation coefficient (r) of the calibration curve greater than 0.990 after a three-point calibration

The Dust Trak Monitor complies * / ~~does not comply~~ * with the internal calibration procedures and is deemed acceptable * / unacceptable * for use.

Calibrated by : LI, Lok Yin
(Technician)

Checked by : LAU, Chi Leung
(Environmental Team Leader)



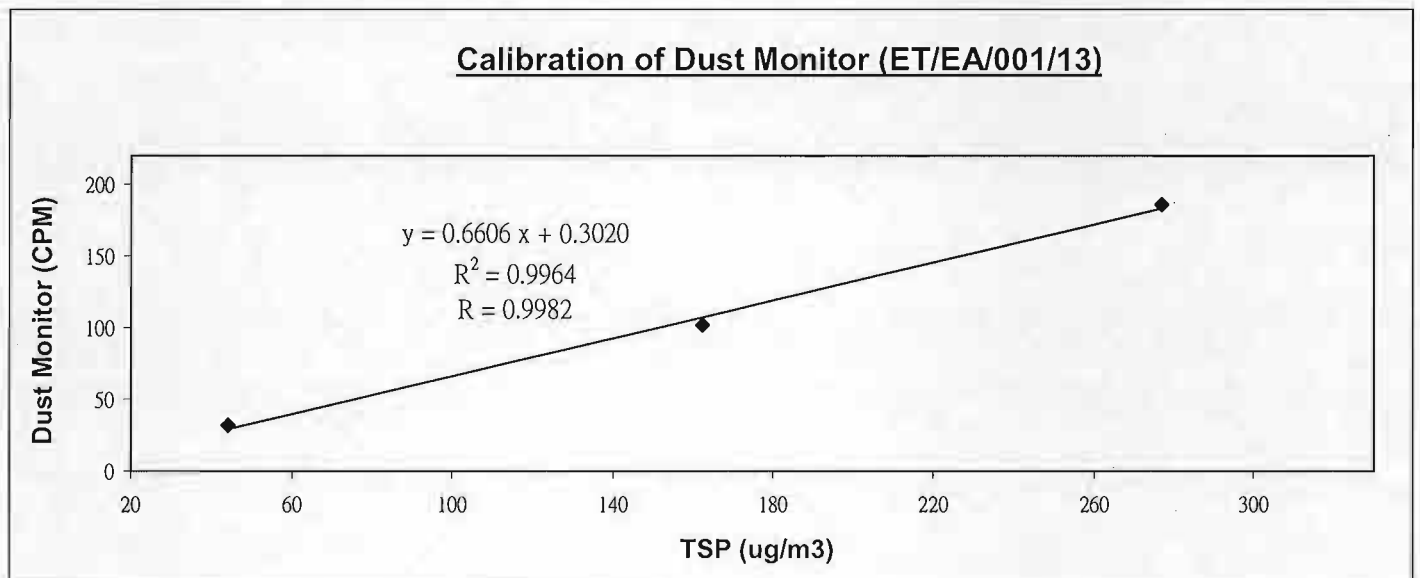
Internal Calibration Report
of
Dust Monitor

Manufacturer : SIBATA (LD-5) Date of Calibration : 17 December 2021

Serial No. : 4Y1613 (ET/EA/001/13) Calibration Due Date : 16 June 2022


Method : Parallel measurement (Three-point calibration) by placing the Dust Monitor and High Volume Air Sampler together under the same environmental condition


Results	Dust Monitor (CPM)	32	102	186
	TSP (ug/m ³)	44	162	277
High Volume Air Sampler Serial No.: 1177 Calibration Due Date: 30 January 2022				



Acceptance Criteria : Correlation coefficient (r) of the calibration curve greater than 0.990 after a three-point calibration

The Dust Trak Monitor complies ~~*/ does not comply *~~ with the internal calibration procedures and is deemed acceptable ~~*/ unacceptable *~~ for use.

Calibrated by : 
LI, Lok Yin
(Technician)

Checked by : 
Guy, Kong Ping Ki
(Laboratory Manager)



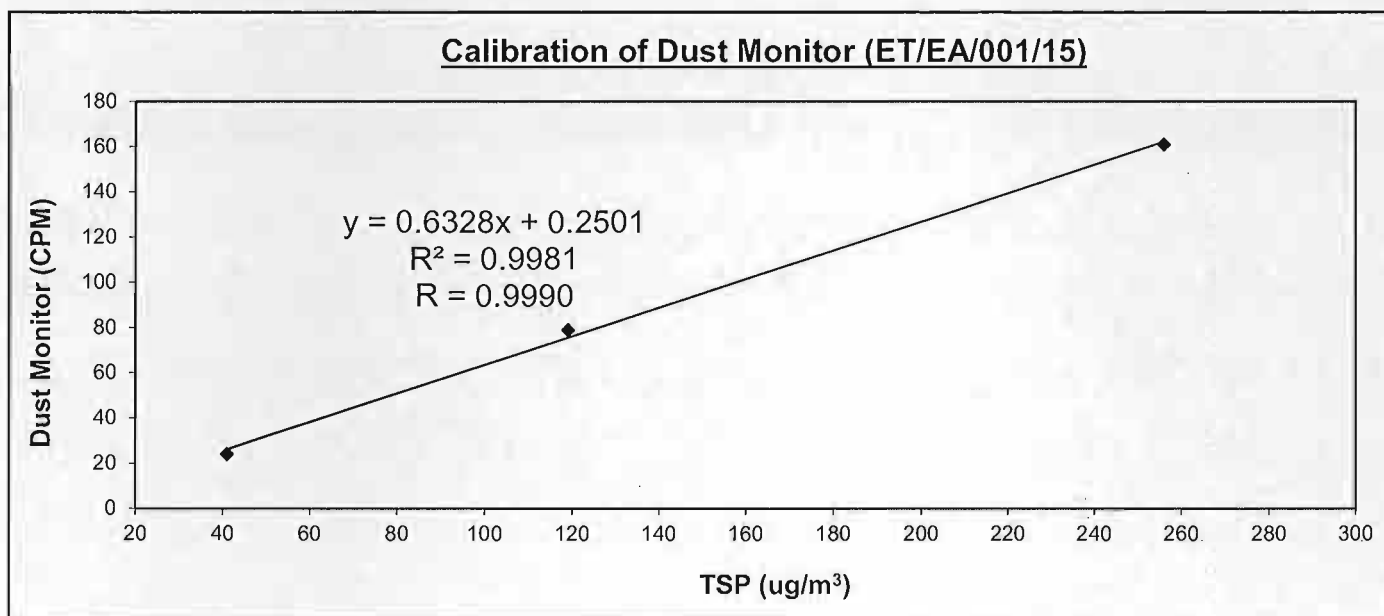
Internal Calibration Report
of
Dust Monitor

Manufacturer : SIBATA (LD-3B) Date of Calibration : 13 January 2022

Serial No. : 597227 (ET/EA/001/15) Calibration Due Date : 12 July 2022


Method : Parallel measurement (Three-point calibration) by placing the Dust Monitor and High Volume Air Samper together under the same environmental condition

Results	Dust Monitor (CPM)	24	79	161
	TSP (ug/m ³)	41	119	256
High Volume Air Sampler Serail No.: 1180		Calibration Due Date: 03 February 2022		



Acceptance Criteria : Correlation coefficient (r) of the calibration curve greater than 0.990 after a three-point calibration

The Dust Trak Monitor complies * / ~~does not comply~~ * with the internal calibration procedures and is deemed acceptable * / ~~unacceptable~~ * for use.

Calibrated by : 
LI, Lok Yin
(Technician)

Checked by : 
LAU, Chi Leung
(Environmental Team Leader)



TEST REPORT

Calibration Report
of
High Volume Air Sampler

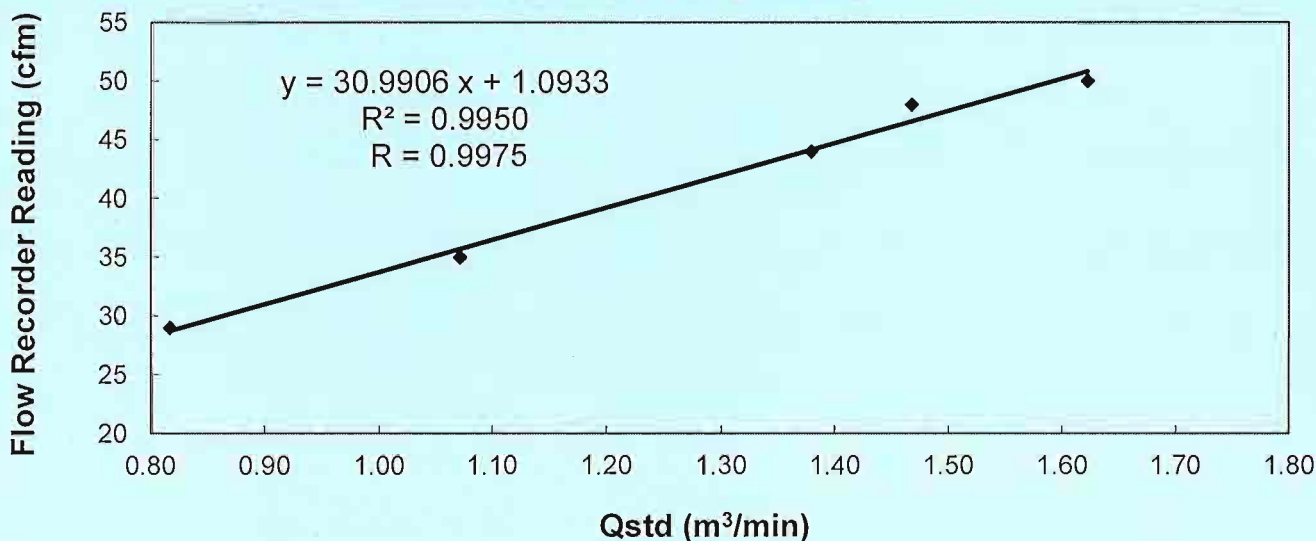
Manufacturer : Graseby (Model No. GS2310) Date of Calibration : 11 January 2022

Serial No. : 9998 (ET / EA / 003 / 12) Calibration Due Date : 10 March 2022

Method : Five-point calibration by using standard calibration kit Tisch TE-5025A refer to the Operations Manual

Results	Flow recorder reading (cfm)	51	50	44	35	28
	Qstd (Actual flow rate, m ³ /min)	1.64	1.55	1.37	1.09	0.88
	Pressure : 765.06 mm Hg	Temp. : 289 K				

Sampler 9998 Calibration Curve
Site: San Wai (ASR2a)



Acceptance Criteria : Correlation coefficient (r) of the calibration curve greater than 0.990 after a 5-point calibration.

The high volume sampler complies* / ~~does not comply*~~ with the specified requirements and is deemed acceptable* / unacceptable* for use.

Calibrated by :
CHAN, Ching Fung
(Technician)

Checked by :
LAU, Chi Leung
(Environmental Team Leader)



TEST REPORT

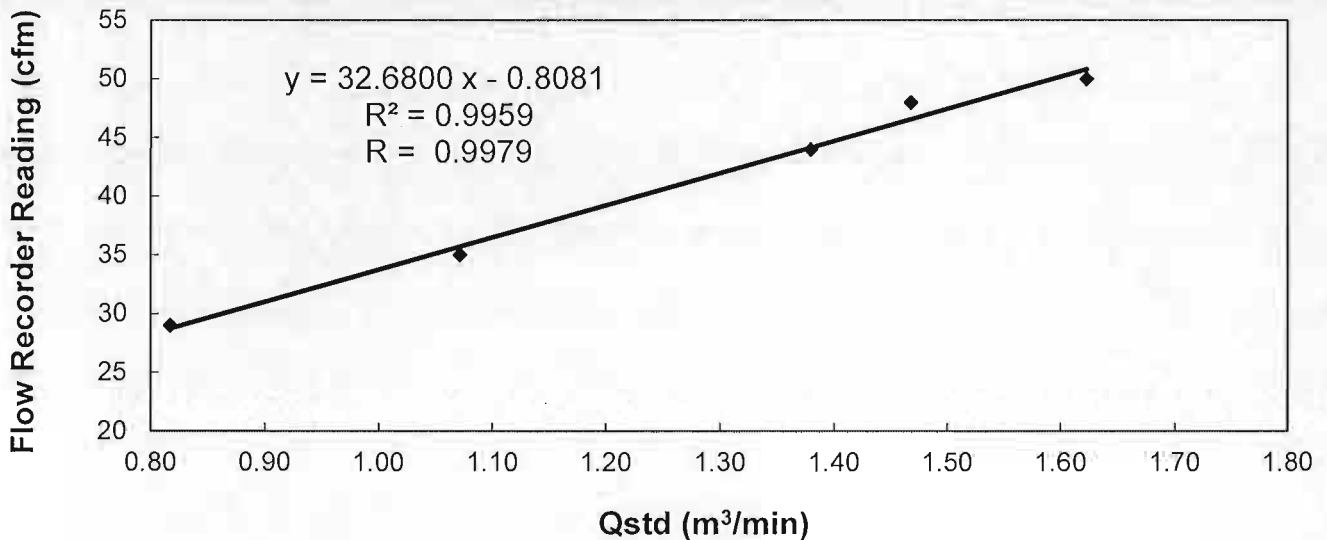
**Calibration Report
of
High Volume Air Sampler**

Manufacturer : Graseby (Model No. GS2310) **Date of Calibration** : 05 March 2022
Serial No. : 9998 (ET / EA / 003 / 12) **Calibration Due Date** : 04 May 2022
Method : Five-point calibration by using standard calibration kit Tisch TE-5025A refer to the Operations Manual

Results :

Flow recorder reading (cfm)	52	49	45	34	27
Qstd (Actual flow rate, m ³ /min)	1.62	1.55	1.37	1.07	0.86
Pressure :	760.56 mm Hg		Temp. :	294 K	

**Sampler 9998 Calibration Curve
Site: San Wai (ASR2a)**



Acceptance Criteria : Correlation coefficient (r) of the calibration curve greater than 0.990 after a 5-point calibration.

The high volume sampler complies* / does not comply* with the specified requirements and is deemed acceptable* / unacceptable* for use.

Calibrated by :
FUK, Wai-Man
(Technician)

Checked by :
LAU, Chi Leung
(Environmental Team Leader)



TEST REPORT

Calibration Report
of
High Volume Air Sampler

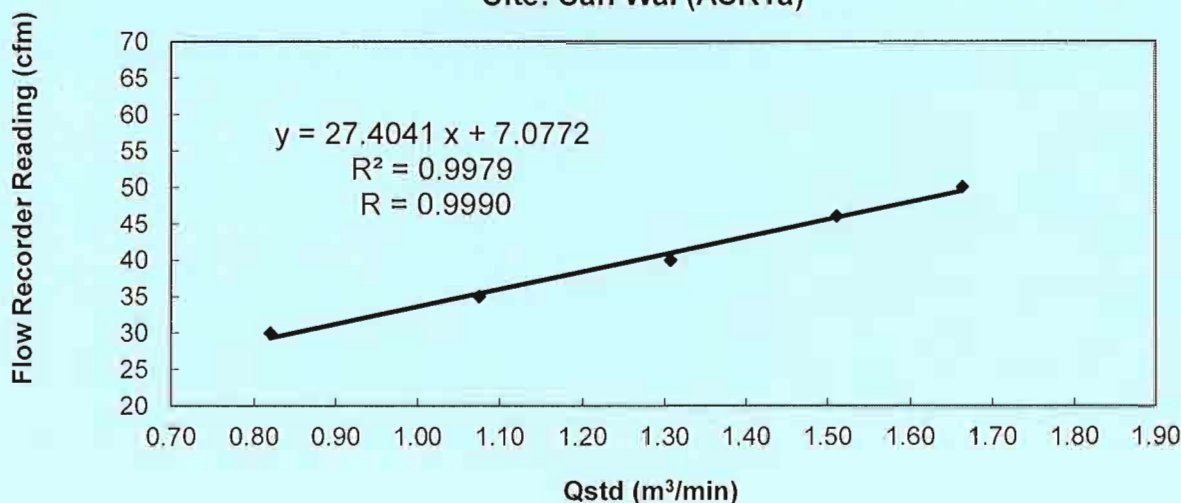
Manufacturer : Graseby (Model No. GS2310) Date of Calibration : 11 January 2022

Serial No. : 1934 (ET / EA / 003 / 25) Calibration Due Date : 10 March 2022

Method : Five-point calibration by using standard calibration kit Tisch TE-5025A refer to the Operations Manual

Results	Flow recorder reading (cfm)	52	50	44	36	29
	Qstd (Actual flow rate, m ³ /min)	1.65	1.56	1.33	1.08	0.79
	Pressure : 765.06 mm Hg	Temp. : 289 K				

Sampler 1934 Calibration Curve
Site: San Wai (ASR1a)



Acceptance Criteria : Correlation coefficient (r) of the calibration curve greater than 0.990 after a 5-point calibration.

The high volume sampler complies* / ~~does not comply*~~ with the specified requirements and is deemed acceptable* / unacceptable* for use.

Calibrated by :
CHAN, Ching Fung
(Technician)

Approved by :
LAU, Chi Leung
(Environmental Team Leader)



TEST REPORT

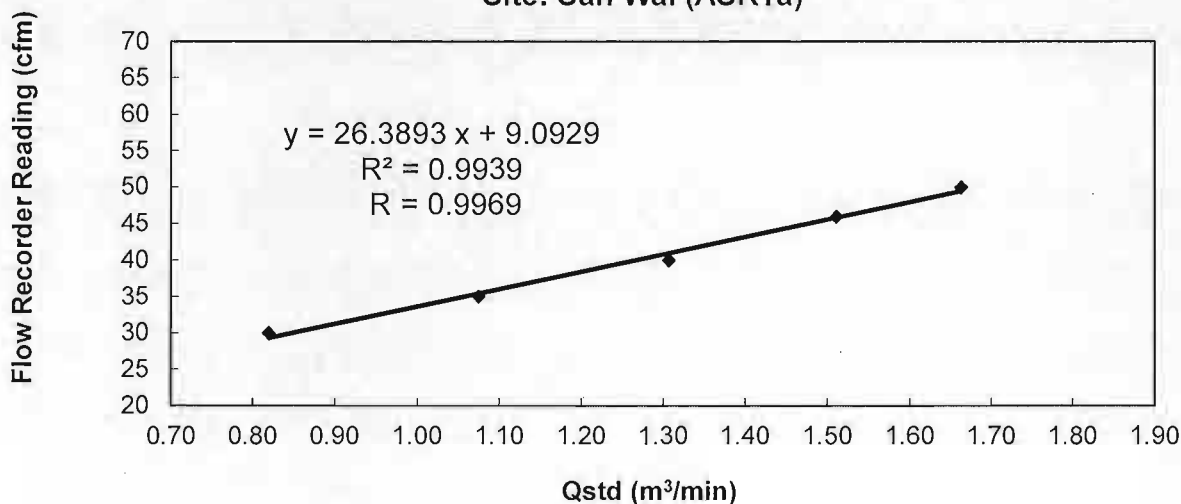
**Calibration Report
of
High Volume Air Sampler**

Manufacturer : Graseby (Model No. GS2310) **Date of Calibration** : 05 March 2022
Serial No. : 1934 (ET / EA / 003 / 25) **Calibration Due Date** : 04 May 2022
Method : Five-point calibration by using standard calibration kit Tisch TE-5025A refer to the Operations Manual

Results

Flow recorder reading (cfm)	53	49	43	37	30
Qstd (Actual flow rate, m ³ /min)	1.63	1.54	1.30	1.08	0.77
Pressure :	760.56 mm Hg		Temp. :	294 K	

**Sampler 1934 Calibration Curve
Site: San Wai (ASR1a)**



Acceptance Criteria : Correlation coefficient (r) of the calibration curve greater than 0.990 after a 5-point calibration.

The high volume sampler complies* / ~~does not comply*~~ with the specified requirements and is deemed acceptable* / unacceptable* for use.

Calibrated by :
FUK, Wai-Man
(Technician)

Approved by :
LAU, Chi Leung
(Environmental Team Leader)

Appendix D2

Impact Air Quality Monitoring Results

Summary of Impact 1-hour TSP Monitoring Results

Air Quality Monitoring Station : ASR1a

Date	Weather	Temperature (°C)	Monitoring Period		1-hr TSP (µg/m ³)
			Start	Finish	
05/03/2022	Fine	20	09:05	10:05	148
05/03/2022	Fine	21	10:05	11:05	126
05/03/2022	Fine	22	11:05	12:05	101
11/03/2022	Fine	19	08:11	09:11	55
11/03/2022	Fine	20	09:11	10:11	75
11/03/2022	Fine	22	10:11	11:11	82
17/03/2022	Fine	25	09:47	10:47	115
17/03/2022	Fine	25	10:47	11:47	110
17/03/2022	Fine	26	13:00	14:00	129
23/03/2022	Cloudy	15	09:55	10:55	26
23/03/2022	Rainy	15	10:55	11:55	29
23/03/2022	Rainy	15	13:00	14:00	24
29/03/2022	Cloudy	20	13:59	14:59	44
29/03/2022	Cloudy	20	14:59	15:59	55
29/03/2022	Cloudy	19	15:59	16:59	49

Min 24
 Max 129
 Average 66

Air Quality Monitoring Station : ASR2b

Date	Weather	Temperature (°C)	Monitoring Period		1-hr TSP (□g/m ³)
			Start	Finish	
05/03/2022	Fine	20	09:10	10:10	126
05/03/2022	Fine	21	10:10	11:10	117
05/03/2022	Fine	22	11:10	12:10	105
11/03/2022	Fine	19	08:24	09:24	154
11/03/2022	Fine	20	09:24	10:24	193
11/03/2022	Fine	22	10:24	11:24	210
17/03/2022	Fine	25	10:00	11:00	86
17/03/2022	Fine	25	11:00	12:00	80
17/03/2022	Fine	26	13:15	14:15	88
23/03/2022	Cloudy	15	10:02	11:02	42
23/03/2022	Rainy	15	11:02	12:02	75
23/03/2022	Rainy	15	13:05	14:05	50
29/03/2022	Cloudy	20	14:05	15:05	75
29/03/2022	Cloudy	20	15:05	16:05	47
29/03/2022	Cloudy	19	16:05	17:05	52

Min	42
Max	210
Average	96

Summary of Impact 24-hour TSP Monitoring Results

Air Quality Monitoring Station : ASR1a

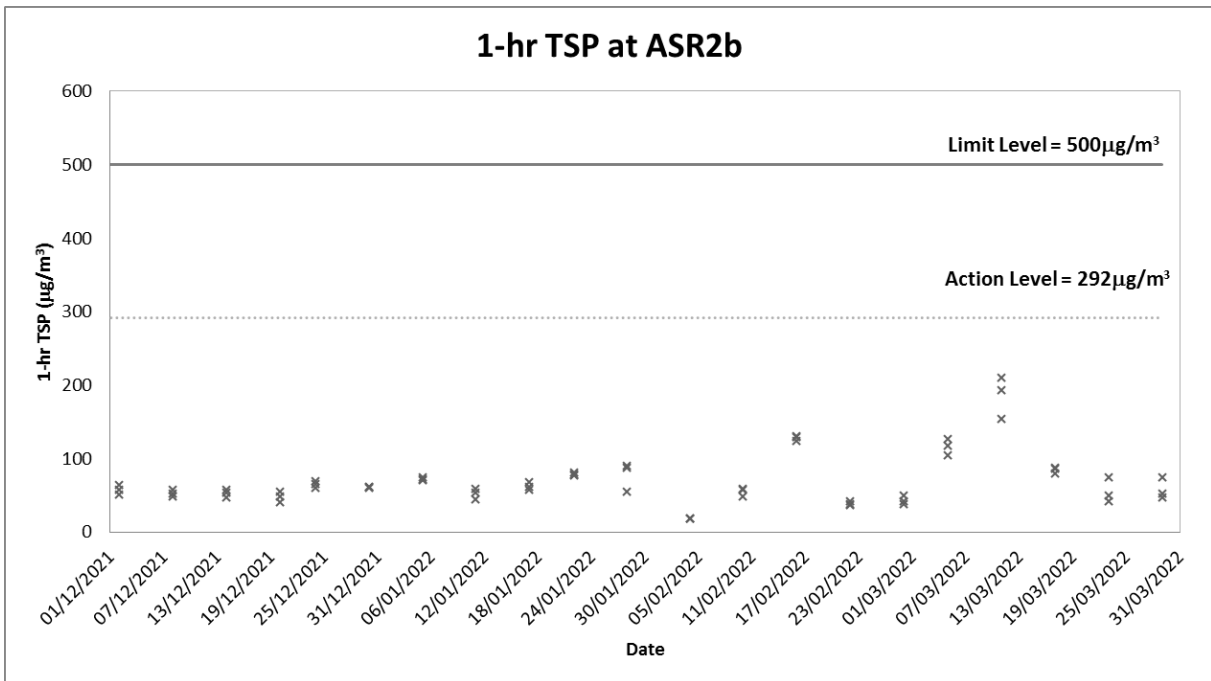
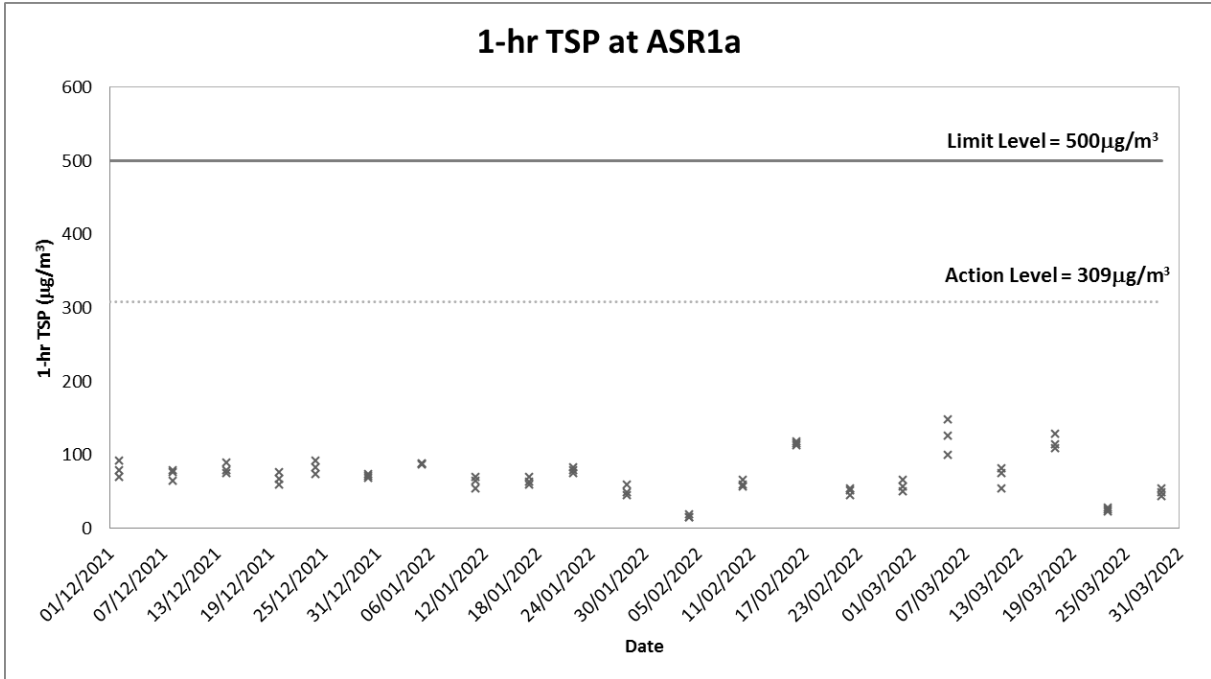
Start		Finish		Elapse Time		Sampling Time (hrs)	Flow Rate (m ³ /min.)		Average (m ³ /min.)	Filter Paper Weight (g)		Conc. (□g/m ³)	Weather Condition
Date	Time	Date	Time	Initial	Final		Initial	Final		Initial	Final		
05/03/2022	09:30	06/03/2022	09:30	30149.64	30173.64	24	1.1333	1.1333	1.1333	2.5456	2.6957	92	Fine
11/03/2022	09:30	12/03/2022	09:30	30173.64	30197.64	24	1.1333	1.1333	1.1333	2.4845	2.6248	86	Fine
17/03/2022	09:30	18/03/2022	09:30	30197.64	30221.64	24	1.1333	1.1333	1.1333	2.5409	2.7253	113	Fine
23/03/2022	11:00	24/03/2022	11:00	30221.64	30245.64	24	1.1333	1.1333	1.1333	2.4839	2.6324	91	Cloudy
29/03/2022	14:30	30/03/2022	14:30	30245.64	30269.64	24	1.1333	1.1333	1.1333	2.4470	2.5743	78	Cloudy
											Min	78	
											Max	113	
											Average	94	

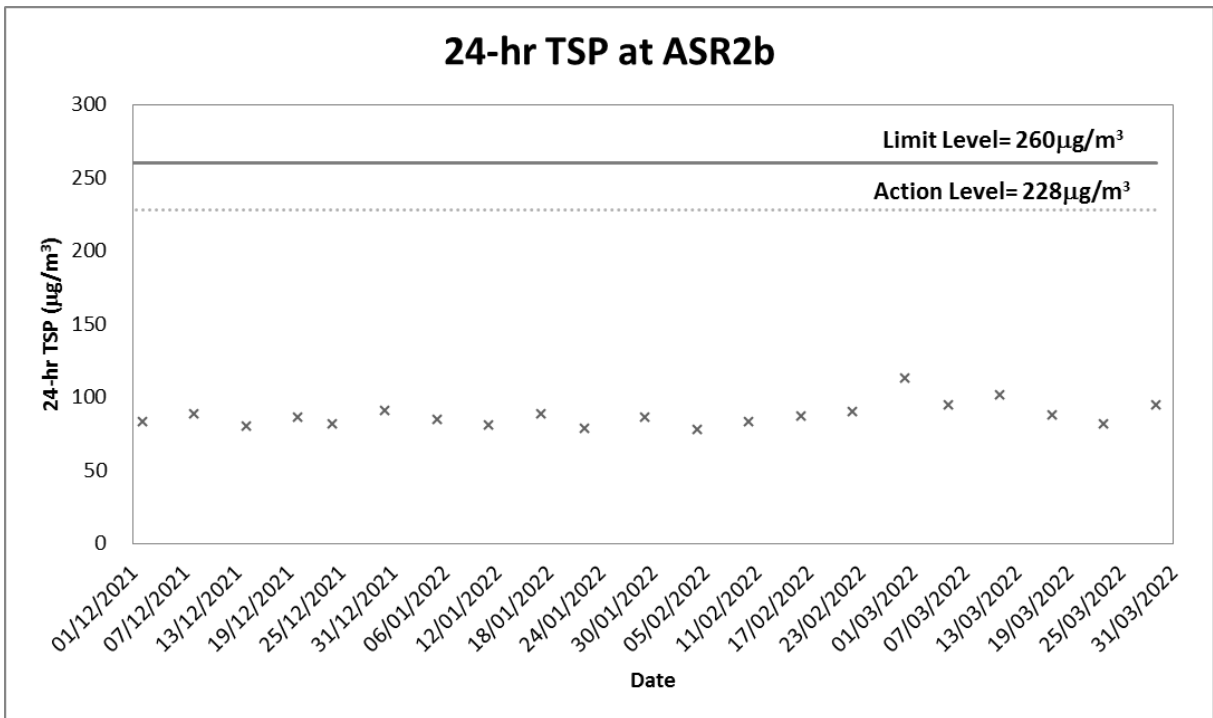
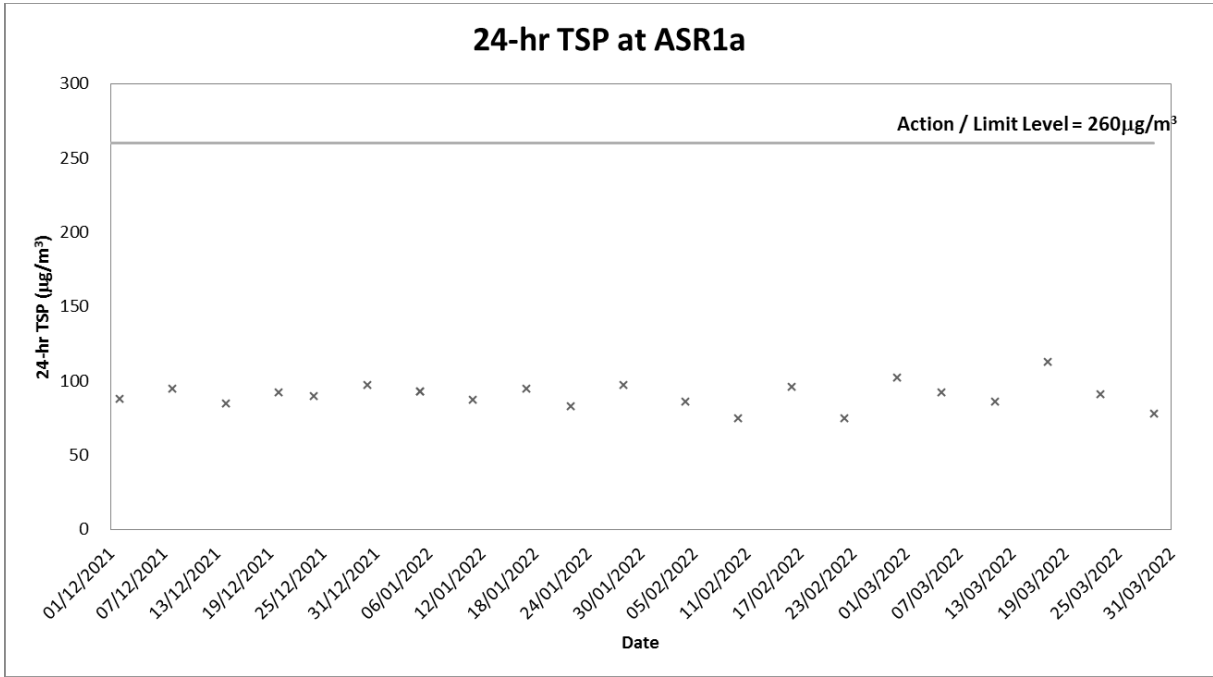
Air Quality Monitoring Station : ASR2b

Start		Finish		Elapse Time		Sampling Time (hrs)	Flow Rate (m ³ /min.)		Average (m ³ /min.)	Filter Paper Weight (g)		Conc. (□g/m ³)	Weather Condition
Date	Time	Date	Time	Initial	Final		Initial	Final		Initial	Final		
05/03/2022	09:45	06/03/2022	09:45	26894.45	26918.45	24	1.1569	1.1569	1.1569	2.6512	2.8095	95	Fine
11/03/2022	08:30	12/03/2022	08:30	26918.45	26942.45	24	1.1569	1.1569	1.1569	2.3947	2.5646	102	Fine
17/03/2022	10:30	18/03/2022	10:30	26942.45	26966.45	24	1.1569	1.1569	1.1569	2.4156	2.5622	88	Fine
23/03/2022	10:30	24/03/2022	10:30	26966.45	26990.45	24	1.1569	1.1569	1.1569	2.5467	2.6833	82	Cloudy
29/03/2022	14:00	30/03/2022	14:00	26990.45	27014.45	24	1.1569	1.1569	1.1569	2.5009	2.6592	95	Cloudy
											Min	82	
											Max	95	
											Average	88	

Appendix D3

Graphical Plots of Impact Air Quality Monitoring Results





Appendix E1

Calibration Certificates for Impact Noise Monitoring Equipment

Summary of Calibration Certificates for Noise Monitoring Equipment used in this reporting month

Equipment	Equip No.	Serial No.	Calib. Date	Due Date
Acoustic Calibrator (Rion NC-73)	ET/EN/002/01	10196943	03/11/2021	02/11/2022
Sound Level Meter (Rion NL-52)	ET/EN/003/17	00264519	07/04/2021	06/04/2022
Sound Level Meter (Rion NL-52)	ET/EN/003/20	00998504	11/01/2022	10/01/2023



Calibration Certificate

Certificate No. 110280

Page 1 of 2 Pages

Customer : ETS-Testconsult Limited

Address : 8/F., Block B, Veristrong Industrial Centre, 34-36 Au Pui Wan St., Fotan, Hong Kong.

Order No. : Q14041

Date of receipt : 19-Oct-21

Item Tested

Description : Sound Level Calibrator

Manufacturer : Rion

I.D. : ET/EN/002/01

Model : NC-73

Serial No. : 10196943

Test Conditions

Date of Test : 3-Nov-21

Supply Voltage : --

Ambient Temperature : (23 ± 3)°C

Relative Humidity : (50 ± 25) %

Test Specifications

Calibration check.

Ref. Document/Procedure : F21, Z02.

Test Results

All results were within the manufacturer's specification.

The results are shown in the attached page(s).

Main Test equipment used:

Equipment No.	Description	Cert. No.	Traceable to
S014	Spectrum Analyzer	106615	NIM-PRC & SCL-HKSAR
S240	Sound Level Calibrator	106446	NIM-PRC & SCL-HKSAR
S041	Universal Counter	101743	SCL-HKSAR
S206	Sound Level Meter	106447	SCL-HKSAR

The values given in this Calibration Certificate only relate to the values measured at the time of the test and any uncertainties quoted will not include allowance for the equipment long term drift, variations with environmental changes, vibration and shock during transportation, overloading, mis-handling, or the capability of any other laboratory to repeat the measurement. Hong Kong Calibration Ltd. shall not be liable for any loss or damage resulting from the use of the equipment.

The test equipment used for calibration are traceable to International System of Units (SI), or by reference to a natural constant.
The test results apply to the above Unit-Under-Test only

Calibrated by : 
Elva Chong

Approved by : 
Kin Wong

This Certificate is issued by:
Hong Kong Calibration Ltd.
Unit 8B, 24/F, Well Fung Industrial Centre, No. 58-76, Ta Chuen Ping Street, Kwai Chung, NT, Hong Kong
Tel: 2425 8801 Fax: 2425 8646

Date: 3-Nov-21



Calibration Certificate

Certificate No. 110280

Page 2 of 2 Pages

Results :

1. Level Accuracy (at 1 kHz)

UUT Nominal Value	Measured Value	Mfr's Spec.
94.0 dB	93.9 dB	± 1 dB

Uncertainty : ± 0.2 dB

2. Frequency Accuracy

UUT Nominal Value	Measured Value	Mfr's Spec.
1 kHz	0.982 kHz	± 2 %

Uncertainty : ± 0.1 %

3. Level Stability : 0.0 dB

Uncertainty : ± 0.01 dB

4. Total Harmonic Distortion : < 0.3 %

Mfr's Spec. : < 3 %

Uncertainty : ± 2.3 % of reading

Remarks: 1. UUT : Unit-Under-Test
2. The uncertainty claimed is for a confidence probability of not less than 95%.
3. Atmospheric Pressure : 1 009 hPa

----- END -----



Calibration Certificate

Certificate No. **102657**

Page 1 of 3 Pages

Customer : ETS-Testconsult Limited

Address : 8/F., Block B, Veristrong Industrial Centre, 34-36 Au Pui Wan St., Fotan, Hong Kong.

Order No. : Q11106

Date of receipt : 25-Mar-21

Item Tested

Description : Sound Level Meter

Manufacturer : Rion

I.D. : ET/EN/003/17

Model : NL-52

Serial No. : 00264519

Test Conditions

Date of Test : 7-Apr-21

Supply Voltage : --

Ambient Temperature : (23 ± 3)°C

Relative Humidity : (50 ± 25) %

Test Specifications

Calibration check.

Ref. Document/Procedure: Z01, IEC 61672.

Test Results

All results were within the IEC 61672 Type 1 or manufacturer's specification.

The results are shown in the attached page(s).

Main Test equipment used:

<u>Equipment No.</u>	<u>Description</u>	<u>Cert. No.</u>	<u>Traceable to</u>
S017	Multi-Function Generator	C211339	SCL-HKSAR
S240	Sound Level Calibrator	003053	NIM-PRC & SCL-HKSAR

The values given in this Calibration Certificate only relate to the values measured at the time of the test and any uncertainties quoted will not include allowance for the equipment long term drift, variations with environmental changes, vibration and shock during transportation, overloading, mis-handling, or the capability of any other laboratory to repeat the measurement. Hong Kong Calibration Ltd. shall not be liable for any loss or damage resulting from the use of the equipment.

The test equipment used for calibration are traceable to International System of Units (SI), or by reference to a natural constant.

The test results apply to the above Unit-Under-Test only

Calibrated by : 
Elva Chong

Approved by : 
Kin Wong

Date: 7-Apr-21



Calibration Certificate

Certificate No. **102657**

Page 2 of 3 Pages

Results :

Acoustical signal test

1. **Self-generated noise:** 15.8dBA (Mfr's Spec \leq 17 dBA)

2. Reference Sound Pressure Level

UUT Setting				Applied Value (dB)	UUT Reading (dB)
Range (dB)	Frequency Weighting	Time Weighting	Octave Filter		
20 ~ 130	A	F	OFF	94.0	94.0
		S	OFF		94.0
	C	F	OFF		94.0
	Z	F	OFF		94.0
	A	F	OFF	114.0	114.0
			OFF		114.0
		C	OFF		114.0
		Z	OFF		114.0

IEC 61672 Type 1 Spec. : \pm 1.1 dB

Uncertainty : \pm 0.1 dB

Electrical signal tests

3. Electrical signal tests of frequency weightings (A weighting)

Frequency	Attenuation (dB)	IEC 61672 Type 1 Spec.
31.5 Hz	-39.9	- 39.4 dB, \pm 2 dB
63 Hz	-26.5	- 26.2 dB, \pm 1.5 dB
125 Hz	-16.4	- 16.1 dB, \pm 1.5 dB
250 Hz	-8.8	- 8.6 dB, \pm 1 dB
500 Hz	-3.3	- 3.2 dB, \pm 1.4 dB
1 kHz	0.0 (Ref)	0 dB, \pm 1.1 dB
2 kHz	+1.3	+ 1.2 dB, \pm 1.6 dB
4 kHz	+1.2	+ 1.0 dB, \pm 1.6 dB
8 kHz	-0.9	- 1.1 dB, + 2.1 dB ~ -3.1 dB
16 kHz	-7.8	- 6.6 dB, + 3.5 dB ~ - 17.0 dB

Uncertainty : \pm 0.1 dB



Calibration Certificate

Certificate No. 102657

Page 3 of 3 Pages

4. Frequency & Time weightings at 1 kHz

4.1 Frequency Weighting (Fast)

UUT Setting	Applied Value (dB)	UUT Reading (dB)	Difference (dB)	IEC 61672 Type 1 Spec.
A	94.0	94.0 (Ref.)	--	± 0.4 dB
C	94.0	94.0	0.0	
Z	94.0	94.0	0.0	

4.2 Time Weighting (A-weighted)

UUT Setting	Applied Value (dB)	UUT Reading (dB)	Difference (dB)	IEC 61672 Type 1 Spec.
Fast	94.0	94.0 (Ref.)	--	± 0.3 dB
Slow	94.0	94.0	0.0	
Time-averaging	94.0	94.0	0.0	

Uncertainty : ± 0.1 dB

Remarks : 1. UUT : Unit-Under-Test

2. The uncertainty claimed is for a confidence probability of not less than 95%.

3. Atmospheric Pressure : 1 002hPa.

4. Microphone model: UC-59, S/N : 03558

5. Preamplifier model : NH-25 , S/N : 64644

6. Firmware Version: 1.7

7. Power Supply Check: OK

8. The UUT was adjusted with the laboratory's sound calibrator at the reference sound pressure level before the calibration.

----- END -----



Calibration Certificate

Certificate No. : CSA20121
Page : 1 of 3

Information Provided by Customer

Customer : ETS - TESTCONSULT LIMITED
Address : 8/F., Block B, Veristrong Industrial Centre, 34 - 36 Au Pui Wan Street, Fotan, Shatin, Hong Kong

Information of Unit-under-test (UUT)

	Sound Level Meter	Microphone	Pre-amplifier
Manufacturer	RION	RION	RION
Type	NL-52	UC-59	NH-25
Equipment I.D. no.	ET/EN/003/20	-	-
Serial No.	00998504	16103	98718
Adaptors used	-	-	-
Resolution	0.1 dB	-	-

Laboratory Information

Lab. Ref. No. : Q/CAL/22/0143/I
Date of Calibration : 6-Jan-2022
Date of Issue : 11-Jan-2022
Procedure : CQS/001/A
Date of Receipt : 5-Jan-2022
Calibration Location : Calibration Laboratory

Calibration Condition

Ambient Temperature : (20±3) °C
Stabilizing Time : 30 minutes
Relative Humidity : (50±20) %

Reference equipment

- Multi-function sound calibrator, ET/2801/01
- Signal generator, ET/2503/01

Calibration specification

- To perform the calibration of linearity and frequency response by multi-function sound calibrator.

Calibration result

- The results are detailed on the subsequent pages.

Remarks

- The calibration results apply to the particular unit-under-test only.
- The values given in this calibration certificate only to the values measured at the time of test & any uncertainties quoted will not include allowance for the equipment long term drift, variations with environmental changes, vibration and shock during transportation, overloading, mis-handling, or the capability of any other laboratory to repeat the measurement

Calibrated By : Tommy TAM
(Technician)

Approved By: CHAN Chi Wai



Calibration Certificate

Certificate No. : CSA20121

Page : 2 of 3

Result

1 Reference Sound Pressure Level : (Unit in: dB)

Range / Mode		Reference Level	REF Frequency (kHz)	UUT Reading	Deviation	Expanded Uncertainty	Coverage Factor	
A-Weighting	Self-cal	-	94.0	1	94.0	0.0	0.13	2.0
	Range	30 to 130	104.0		104.0	0.0	0.13	2.0
	Mode	Fast	114.0		114.0	0.0	0.13	2.0
	Self-cal	-	94.0	1	94.0	0.0	0.13	2.0
	Range	30 to 130	104.0		104.0	0.0	0.13	2.0
	Mode	Slow	114.0		114.0	0.0	0.13	2.0
C-Weighting	Self-cal	-	94.0	1	94.0	0.0	0.13	2.0
	Range	30 to 130	104.0		104.0	0.0	0.13	2.0
	Mode	Fast	114.0		114.0	0.0	0.13	2.0
	Self-cal	-	94.0	1	94.0	0.0	0.13	2.0
	Range	30 to 130	104.0		104.0	0.0	0.13	2.0
	Mode	Slow	114.0		114.0	0.0	0.13	2.0
Z-Weighting	Self-cal	-	94.0	1	94.0	0.0	0.13	2.0
	Range	30 to 130	104.0		104.0	0.0	0.13	2.0
	Mode	Fast	114.0		114.0	0.0	0.13	2.0
	Self-cal	-	94.0	1	94.0	0.0	0.13	2.0
	Range	30 to 130	104.0		104.0	0.0	0.13	2.0
	Mode	Slow	114.0		114.0	0.0	0.13	2.0

2 Measurement for other range on reference sound pressure level: (Unit in: dB)

N/A.

Remark:

- The uncertainty quoted is based on 95 % confidence level.
- UUT reading are mean of three measurements.
- Deviation = UUT Reading - Reference Level
- Octave filter is OFF during calibration.



Calibration Certificate

Certificate No. : CSA20121

Page : 3 of 3

Result

Acoustic Sensitivity and Frequency Response:

3 Frequency Response A-Weighting (Unit in: dB)

Range	Mode	Applied Level	Frequency (Hz)	Reference Level	UUT Reading	Deviation	IEC 61672-1:2002 class 1 Specification
30 to 130	Fast	94	31.5	54.6	53.3	-1.3	-39.4 +/- 2.0
			63	67.8	67.5	-0.3	-26.2 +/- 1.5
			125	77.9	77.8	-0.1	-16.1 +/- 1.5
			250	85.4	85.4	0.0	-8.6 +/- 1.4
			500	90.8	90.8	0.0	-3.2 +/- 1.4
			1000 (Ref.)	94.0	94.0	0.0	0 +/- 1.1
			2000	95.1	94.9	-0.2	+1.2 +/- 1.6
			4000	94.9	93.9	-1.0	+1.0 +/- 1.6
			8000	92.9	90.6	-2.3	-1.1 (+2.1 ; -3.1)
			12500	89.7	84.6	-5.1	-4.3 (+3.0 ; -6.0)
16000	87.5	77.0	-10.5	-6.6 (+3.5 ; -17.0)			

4 Frequency Response C-Weighting : (Unit in: dB)

Range	Mode	Applied Level	Frequency (Hz)	Reference Level	UUT Reading	Deviation	IEC 61672-1:2002 class 1 Specification
30 to 130	Fast	94	31.5	91.0	89.6	-1.4	-3.0 +/- 2.0
			63	93.2	92.8	-0.4	-0.8 +/- 1.5
			125	93.8	93.8	0.0	-0.2 +/- 1.5
			250	94.0	94.0	0.0	0.0 +/- 1.4
			500	94.0	94.1	0.1	0.0 +/- 1.4
			1000 (Ref.)	94.0	94.0	0.0	0 +/- 1.1
			2000	93.7	93.6	-0.1	-0.2 +/- 1.6
			4000	93.1	92.1	-1.0	-0.8 +/- 1.6
			8000	91.0	88.7	-2.3	-3.0 (+2.1 ; -3.1)
			12500	87.8	82.6	-5.2	-6.2 (+3.0 ; -6.0)
16000	85.6	75.2	-10.4	-8.5 (+3.5 ; -17.0)			

5 Frequency Response Z-Weighting : (Unit in: dB)

Range	Mode	Applied Level	Frequency (Hz)	Reference Level	UUT Reading	Deviation	IEC 61672-1:2002 class 1 Specification
30 to 130	Fast	94	31.5	94.0	92.5	-1.5	0.0 +/- 2.0
			63	94.0	93.6	-0.4	0.0 +/- 1.5
			125	94.0	93.9	-0.1	0.0 +/- 1.5
			250	94.0	94.0	0.0	0.0 +/- 1.4
			500	94.0	94.0	0.0	0.0 +/- 1.4
			1000 (Ref.)	94.0	94.0	0.0	0 +/- 1.1
			2000	94.0	93.7	-0.3	0.0 +/- 1.6
			4000	94.0	92.9	-1.1	0.0 +/- 1.6
			8000	94.0	91.6	-2.4	0.0 (+2.1 ; -3.1)
			12500	94.0	88.1	-5.9	0.0 (+3.0 ; -6.0)
16000	94.0	84.9	-9.1	0.0 (+3.5 ; -17.0)			

- Remark:
- Manufacturer specification: IEC 61672 class 1
 - Signal level at 1000 Hz is set as indication of reference sound pressure level.
 - The uncertainty quoted is based on 95 % confidence level with coverage factor k=2.0.
 - UUT reading are mean of three measurements.
 - Deviation = UUT Reading - Reference Level
 - Expanded uncertainty of measurement:

	Range (Hz)	(dB)	Range (Hz)	(dB)
94 dB	31.5	0.15	2000	0.13
	63	0.15	4000	0.13
	125	0.15	8000	0.14
	250	0.14	12500	0.14
	500	0.12	16000	0.14
	1000	0.13		

Appendix E2

Impact Noise Monitoring Results

Day-time Noise Monitoring

Monitoring Station: NSR1a

Date	Weather	Temperature (°C)	Start Time (hh:mm)	End Time (hh:mm)	Noise Level at NSR1a, dB (A)			Wind Speed (m/s)
					Leq (30min)	L10 (30min)	L90 (30min)	
05/03/22	Fine	20	09:47	10:17	69.5	70.4	68.5	0.7
11/03/22	Fine	20	09:05	09:35	70.7	71.9	68.8	0.4
17/03/22	Fine	25	09:48	10:18	70.1	73.5	66.4	0.2
23/03/22	Cloudy	15	10:41	11:11	69.6	70.6	68.5	0.5
29/03/22	Cloudy	20	14:42	15:12	66.9	67.7	65.8	0.3
Min					66.9	67.7	65.8	
Max					70.7	73.5	68.8	
Logarithmic Average for normal weekdays					69.5	71.2	67.8	

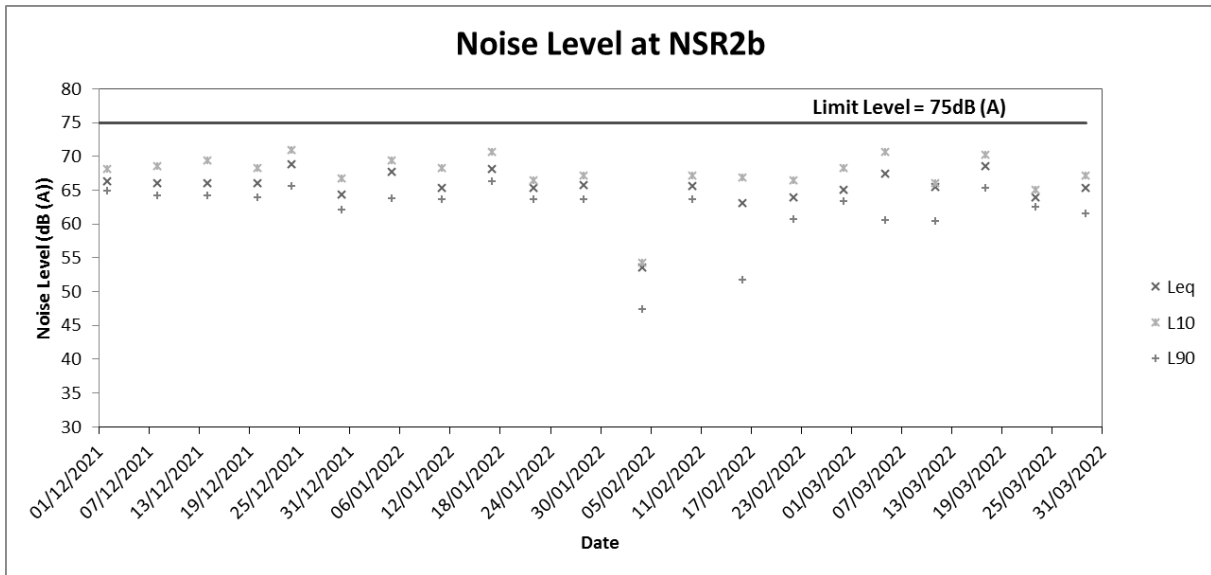
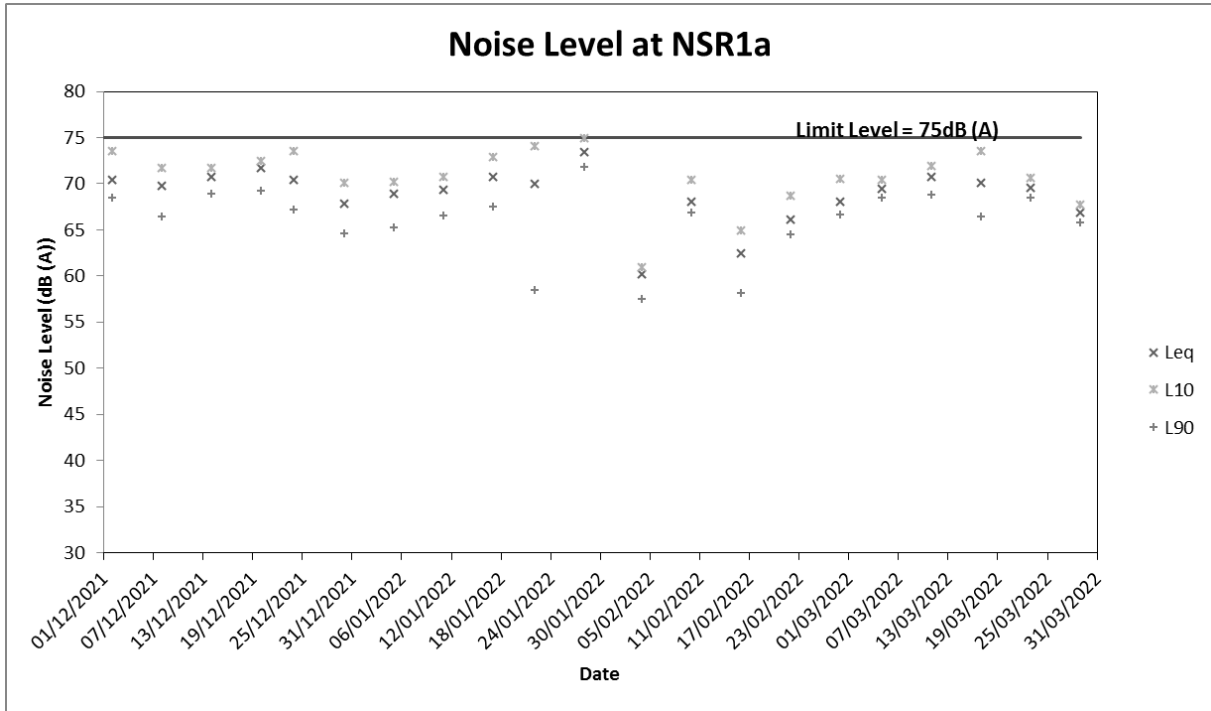
Monitoring Station: NSR2b

Date	Weather	Temperature (°C)	Start Time (hh:mm)	End Time (hh:mm)	Noise Level at NSR2b, dB (A)			Wind Speed (m/s)
					Leq (30min)	L10 (30min)	L90 (30min)	
05/03/22	Fine	20	09:10	09:40	67.5	70.6	60.6	0.7
11/03/22	Fine	19	08:25	08:55	65.5	66.1	60.5	0.4
17/03/22	Fine	25	10:49	11:19	68.5	70.3	65.4	0.2
23/03/22	Cloudy	15	10:02	10:32	63.9	65.0	62.6	0.3
29/03/22	Cloudy	20	14:05	14:35	65.4	67.1	61.6	0.3
Min					63.9	65.0	60.5	
Max					68.5	70.3	65.4	
Logarithmic Average for normal weekdays					66.5	68.4	62.6	

(*) : 3dB(A) correction was added to the results during the free-field noise measurements

Appendix E3

Graphical Plots of Impact Noise Monitoring Data



Appendix F1

Calibration Certificates for Impact Water Quality Monitoring Equipments



Performance Check / Calibration of Multiparameter Water Quality Meter

Equipment Ref. No. : ET/EW/008/010
Model No. : Pro DSS
Date of Calibration : 3/1/2022

Manufacturer : YSI
Serial No. : 18E105421
Calibration Due Date : 2/4/2022

Results

1. Temperature

(Method Reference: Section 6 of international Accreditation New Zealand Technical Guide no. 3 Second edition March 2008: Working Thermometer Calibration Procedure)

Reading of Reference Thermometer (°C)	Displayed Reading (°C)	Tolerance (°C)
17.1	17.2	+0.1
25.0	25.2	+0.2
27.7	27.9	+0.2

Tolerance Limit (°C): ± 2.0

2. pH

(Method Reference: APHA 19ed 4500-H⁺ B)

Expected Reading (pH unit)	Displayed Reading (pH unit)	Tolerance (pH unit)
4.00		
6.86		
9.18		

Tolerance Limit (pH unit): ± 0.10

3. Conductivity

(Method Reference: APHA 19ed 2510 B)

Expected Reading ($\mu\text{S}/\text{cm}$)	Displayed Reading ($\mu\text{S}/\text{cm}$)	Tolerance (%)
146.9	144.1	-1.9
1412	1398	-1.0
12890	13020	-1.0
58760	59863	+1.9

Tolerance Limit ($\mu\text{S}/\text{cm}$): $\pm 10.0\%$

4. Salinity

(Method Reference: APHA 19ed 2520 B)

Expected Reading (g/L)	Displayed Reading (g/L)	Tolerance (%)
10.0	9.50	-5.0
20.0	19.30	-3.5
30.0	27.80	-7.3

Tolerance Limit (g/L): $\pm 10.0\%$

Appendix F2

Impact Water Quality Monitoring Results

Impact Water Quality Monitoring

Monitoring Station: R1b

Date	Sampling Duration	Weather Condition	Sampling Level	Turbidity (NTU)			Dissolved Oxygen (DO) (mg/L)			Suspended Solid (SS) (mg/L)		
				1	2	Ave.	1	2	Ave.	1	2	Ave.
01/03/22	13:55-14:05	Fine	Mid-Depth	6.2	6.2	6.2	2.34	2.30	2.32	27.7	27.2	27.5
03/03/22	11:50-12:00	Cloudy	Mid-Depth	7.1	7.1	7.1	3.09	3.05	3.07	36.6	36.1	36.4
05/03/22	11:30-11:40	Cloudy	Mid-Depth	10.5	8.8	9.7	2.47	2.53	2.50	23.6	24.1	23.9
08/03/22	12:30-12:40	Cloudy	Mid-Depth	12.7	17.7	15.2	2.78	2.74	2.76	27.5	27.1	27.3
10/03/22	11:40-11:50	Fine	Mid-Depth	13.4	15.2	14.3	2.37	2.12	2.25	24.3	21.6	23.0
12/03/22	11:45-11:55	Fine	Mid-Depth	7.8	7.9	7.9	2.92	2.86	2.89	31.7	31.2	31.5
15/03/22	12:30-12:40	Fine	Mid-Depth	12.1	12.4	12.3	2.04	1.88	1.96	22.9	20.1	21.5
17/03/22	12:15-12:25	Cloudy	Mid-Depth	5.8	5.9	5.8	2.12	2.15	2.14	25.1	25.5	25.3
19/03/22	13:10-13:20	Fine	Mid-Depth	12.0	12.1	12.1	2.52	2.50	2.51	29.8	29.5	29.7
22/03/22	12:30-12:40	Cloudy	Mid-Depth	7.4	7.4	7.4	2.88	2.84	2.86	34.1	33.6	33.9
				Min		4.9	Min		1.88	Min		<5
				Max		17.7	Max		3.09	Max		14
				Average		10.0	Average		2.52	Average		10

Remark(s):

- (#) 200ml sample was used for Suspended Solids analysis. Practical Quantitation Limit of Suspended Solids reported less than 5 mg/L. The results reported as <5 would be counted as zero for average measurement.

Appendix F3

Graphical Plots of Impact Water Quality Monitoring Data

Appendix G

Weather Condition



Daily Extract of Meteorological Observations, March 2022

Day March	Mean Pressure (hPa)	Air Temperature			Mean Dew Point (deg. C)	Mean Relative Humidity (%)	Total Rainfall (mm)
		Absolute Daily Max (deg. C)	Mean (deg. C)	Absolute Daily Min (deg. C)			
1	1016.9	26.3	22.0	19.1	17.6	77	-
2	1017.2	26.1	20.7	18.1	17.5	83	-
3	1017.2	22.6	19.5	17.4	15.0	76	-
4	1014.6	26.6	21.3	18.8	17.0	77	-
5	1013.5	24.6	20.6	17.9	17.8	84	-
6	1015.7	21.3	19.1	17.6	15.0	77	-
7	1017.2	24.6	19.8	16.8	13.6	70	4.8
8	1018.2	21.6	17.5	15.0	7.5	53	-
9	1017.2	24.3	18.7	15.1	9.7	57	-
10	1015.8	25.0	20.7	17.9	12.5	60	-
11	1014.0	26.9	22.1	18.8	16.5	71	-
12	1013.6	26.0	22.3	19.8	15.7	68	-
13	1012.8	27.7	23.6	21.0	18.8	75	0.1
14	1011.9	29.0	24.1	21.4	19.9	78	-
15	1010.8	28.4	23.8	21.1	19.9	80	-
16	1011.7	24.7	22.3	21.2	18.4	79	Trace
17	1009.4	27.7	24.3	22.1	21.5	85	Trace
18	1008.8	28.7	24.4	21.3	21.4	84	-
19	1009.9	25.8	23.3	22.3	20.6	85	-
20	1012.6	22.9	21.0	19.9	18.9	88	Trace
21	1012.9	23.7	22.1	21.0	20.2	89	Trace
22	1012.8	25.1	23.0	21.2	21.7	93	Trace
23	1014.7	21.6	17.7	16.3	16.6	94	54.8
24	1014.3	18.5	17.6	16.3	16.1	91	1.8
25	1010.4	26.7	23.1	18.1	21.3	90	0.7
26	1010.4	28.7	26.4	24.9	23.9	86	0.1
27	1013.4	25.4	21.9	19.1	18.9	83	Trace
28	1017.4	19.2	17.5	16.4	15.6	89	30.3
29	1017.2	21.2	19.1	17.4	15.8	82	0.1
30	1015.9	26.1	22.4	19.5	17.5	74	-
31	1016.3	29.3	24.4	21.9	18.2	69	Trace
Mean/Total	1014.0	25.0	21.5	19.2	17.4	79	92.7

0.0Remark(s):

1. Trace means rainfall less than 0.05 mm
2. § 1981-2010 Climatological Normal
3. The meteorological observations extracted from Hong Kong Observatory only shown the daily average and may be varied from the weather condition recorded during monitoring.

Appendix H

Waste Flow Table

Name of Department: DSD

Year: 2022

Project: Design, Build and Operate San Wai Sewage Treatment Works - Phase 1

Contract No.: DC/2013/10

Waste Flow Table

Month	Actual Quantities of Inert C&D Materials Generated Monthly						Actual Quantities of C&D Wastes Generated Monthly				
	Total Quantity Generated	Broken Concrete (see Note ³)	Reused in the Contract (see Note)	Reused in other Projects	Disposed as Public Fill (see Note ⁴)	Imported Fill (see Note ⁴)	Metals	Paper/ cardboard packaging	Plastics (see Note ²)	Chemical Waste	Others, e.g. general refuse
	(in '000m ³)	(in '000m ³)	(in '000m ³)	(in '000m ³)	(in '000m ³)	(in '000m ³)	(in '000 kg)	(in '000kg)	(in '000kg)	(in '000kg)	(in '000 kg)
Jan	0.000	0.000	0.000	0.000	0.000	0.000	0.000	0.000	0.000	0.000	33.170
Feb	0.000	0.000	0.000	0.000	0.000	0.000	0.000	0.000	0.000	0.000	0.000
Mar	0.007	0.000	0.000	0.000	0.007	0.000	0.000	0.000	0.000	0.000	7.220
Apr											
May											
Jun											
Jul											
Aug											
Sep											
Oct											
Nov											
Dec											
Total	0.007	0.000	0.000	0.000	0.007	0.000	0.000	0.000	0.000	0.000	40.390

- Notes:
- (1) The waste flow table shall also include C&D materials that are specified in the Contract to be imported for use at the Site.
 - (2) Plastics refer to plastic bottles/ containers, plastic sheets/ foam from packaging materials.
 - (3) Broken concrete for recycling into aggregates.
 - (4) Assumption: The densities of subbase, Type A, Type B, Rockfill, Soil, Mix Rock and Soil, Reclaimed Asphalt Pave, Slurry are 2.0 ton/m³; the densities of Building debris and special fill materials are 2.1 ton/m³; the densities of Broken Concrete is 2.4 ton/m³.

Summary Table for Work Processes or Activities Requiring Timber for Temporary Works

Project: Design, Build and Operate San Wai Sewage Treatment Works – Phase 1

Contract No.: DC/2013/10

Item No.	Description of Works Process or Activity [see note (a) below]	Justifications for Using Timber in Temporary Construction Works	Est. Quantities of Timber Used (m ³)	Actual Quantities used (m ³)	Remarks
1	Nil	Nil	Nil	Nil	Nil
2					
3					
4					
5					
6					
Total Estimated Quantity of Timber Used			Nil		

- Notes:
- (a) The Contractor shall list out all the work items requiring timber for use in temporary construction works. Several minor work items may be grouped into one for ease of updating.
 - (b) The summary table shall be submitted to the Supervising Officer's Representative monthly together with the Waste Flow Table for review and monitoring in accordance with the PS Clause 1.89(5) (c).

Appendix I

Landscape and Visual Impact Assessment Checklist

Landscape and Visual Impact Assessment Checklist for Site Audit

Inspection Date: 18 March 2022 Weather: Sunny/ Fine/ Cloudy /Rainy
 Time: 15:30 p.m. Wind: Strong/Breeze/Light/Calm

Item	Description	YES	NO	N/A	Actions/ Remarks
1	Construction Phase				
1.1	Is the detailed tree survey completed prior to construction work?	✓			
1.2	Are trees to be transplanted removed to their final positions?			✓	
1.3	Are the transplants and existing trees to be retained properly protected from damage by stout hoarding positioned as directed by a qualified Landscape Architect?			✓	
1.4	Is regular inspection of the retained and transplanted trees made to ensure the effectiveness of the hoarding?			✓	
1.5	Are the TPZ clearly demarcated on site and surrounded by strong fences sturdy enough to withstand impacts from the construction activities?			✓	
1.6	Are warning signs and notices installed at the fences denoting the “tree protection zone” to prohibit the entry of equipment or construction activities?			✓	
1.7	Are tree labels with clear indication of tree no. and status (e.g. “R”, “T” or “F”) provided for all the trees on site?			✓	
1.8	If protective fencings are not practicable, are the tree root systems adequately protected from soil compaction due to passage of vehicles, equipment or machinery?			✓	
1.9	Are vehicular/foot paths and storage areas designated away from TPZ?			✓	
1.10	Are the trees properly irrigated and sprayed with water to remove the accumulated construction dust during dry season in order to lessen the chances of decline and to maintain the vigour of trees?			✓	
1.11	Are the trees free from any sign of distress, such as dieback, leaf loss, or general decline in tree health or appearance or tree damage with symptoms of construction injury?			✓	

1.12	Are the trees free from wire or nail and prohibited to be used as anchor for any site activities?			✓	
1.13	Are cutting, trenching, excavating or raising of soil level within the TPZ prohibited?			✓	
1.14	Is improper pruning of the tree branches/roots prohibited?			✓	
1.15	Are the trees free from any tree root damage?			✓	
1.16	Are construction works or operation of machines within the TPZ prohibited?			✓	
1.17	Is the TPZ free from pollution from effluent water, machine petroleum or chemical spillage?			✓	
1.18	Is the excavated topsoil stored and protected on site for reuse for restoration of screen planting works?			✓	The site has previously been reclaimed from ponds. Most of the excavated topsoil is not desirable for reuse due to its inferior quality. Contractor's submitted referencing documents are attached in the checklist dated 4 May, 2018 for information.
1.19	Is the progress of the above activities reported in the monthly EM&A report?	✓			
2	Operational Phase (12 months period from commissioning of the expanded and upgraded works)				
2.1	Is a planting reserve, where locates around the site perimeter of approximately 5m wide, provided to allow a continuous belt of trees to be planted as a visual screen?	✓			
2.2	Is the planting reserve complemented the boundary planting to the existing San Wai STW?	✓			
2.3	Is all new planting maintained for 12 months to ensure proper establishment?			✓	Establishment period for the trees not yet started
2.4	Are the trees free from sign of deterioration of tree health and/or structure?	✓			

2.5	Are the trees free from insect pests and disease pathogens?	✓			
2.6	Are the irrigation systems functioning properly and well maintained?	✓			
2.7	Are the tree root systems adequately protected from soil compaction due to storage of materials or operation of machinery?	✓			

Summary/ Remarks:

Follow up actions taken by Contractor for previous comments:

1. Keep on horticultural maintenance for the trees, shrubs and groundcovers.

The contractor was reminded to rectify the following:

1. Generally, contractor was reminded to keep on carrying out the outstanding planting works.
2. Weeding of planting area is required to keep.
3. Replacement of the dead plants are required.



New Observation:





1. Planting works are about to be completed.
2. Weeding and other maintenance works are found to be carried out.

Reminders:

1. Contractor is required to carry out the remaining soft landscape works.
2. Contractor was reminded to carry out proper maintenance to plantings.

Photo Record:

Figure 1	Figure 2
	
Condition of the site edge at eastern boundary	Planting works at the western end of the site

<p style="text-align: center;">Figure 3</p> 	<p style="text-align: center;">Figure 4</p> 
<p style="text-align: center;">Condition of trees near the entrance of the existing treatment plant</p>	<p style="text-align: center;">Green roof at the Administration Building</p>
<p style="text-align: center;">Figure 5</p> 	<p style="text-align: center;">Figure 6</p> 
<p style="text-align: center;">Planting condition at roof garden (UV)</p>	<p style="text-align: center;">Tree planting works near site boundary</p>

<p style="text-align: center;">Figure 7</p>	<p style="text-align: center;">Figure 8</p>
<p style="text-align: center;">Planting works at SDB Figure 9</p>	<p style="text-align: center;">Planting condition at roof garden (CB) Figure 10</p>
<p style="text-align: center;">Planting condition at the entrance of the plant</p>	<p style="text-align: center;">Planting works - groundcovers and potted plants in front of the structure</p>

Signature:

		Signature	Date
Inspected & Recorded by	Registered Landscape Architect	<i>Xylem</i> #	18 March 2022

Landscape and Visual Impact Assessment Checklist for Site Audit

Inspection Date: 31 March 2022 Weather: Sunny/ Fine/ Cloudy /Rainy
 Time: 15:30 p.m. Wind: Strong/ Breeze/ Light/ Calm

Item	Description	YES	NO	N/A	Actions/ Remarks
1	Construction Phase				
1.1	Is the detailed tree survey completed prior to construction work?	✓			
1.2	Are trees to be transplanted removed to their final positions?			✓	
1.3	Are the transplants and existing trees to be retained properly protected from damage by stout hoarding positioned as directed by a qualified Landscape Architect?			✓	
1.4	Is regular inspection of the retained and transplanted trees made to ensure the effectiveness of the hoarding?			✓	
1.5	Are the TPZ clearly demarcated on site and surrounded by strong fences sturdy enough to withstand impacts from the construction activities?			✓	
1.6	Are warning signs and notices installed at the fences denoting the “tree protection zone” to prohibit the entry of equipment or construction activities?			✓	
1.7	Are tree labels with clear indication of tree no. and status (e.g. “R”, “T” or “F”) provided for all the trees on site?			✓	
1.8	If protective fencings are not practicable, are the tree root systems adequately protected from soil compaction due to passage of vehicles, equipment or machinery?			✓	
1.9	Are vehicular/foot paths and storage areas designated away from TPZ?			✓	
1.10	Are the trees properly irrigated and sprayed with water to remove the accumulated construction dust during dry season in order to lessen the chances of decline and to maintain the vigour of trees?			✓	
1.11	Are the trees free from any sign of distress, such as dieback, leaf loss, or general decline in tree health or appearance or tree damage with symptoms of construction injury?			✓	

1.12	Are the trees free from wire or nail and prohibited to be used as anchor for any site activities?			✓	
1.13	Are cutting, trenching, excavating or raising of soil level within the TPZ prohibited?			✓	
1.14	Is improper pruning of the tree branches/roots prohibited?			✓	
1.15	Are the trees free from any tree root damage?			✓	
1.16	Are construction works or operation of machines within the TPZ prohibited?			✓	
1.17	Is the TPZ free from pollution from effluent water, machine petroleum or chemical spillage?			✓	
1.18	Is the excavated topsoil stored and protected on site for reuse for restoration of screen planting works?			✓	The site has previously been reclaimed from ponds. Most of the excavated topsoil is not desirable for reuse due to its inferior quality. Contractor's submitted referencing documents are attached in the checklist dated 4 May, 2018 for information.
1.19	Is the progress of the above activities reported in the monthly EM&A report?	✓			
2	Operational Phase (12 months period from commissioning of the expanded and upgraded works)				
2.1	Is a planting reserve, where locates around the site perimeter of approximately 5m wide, provided to allow a continuous belt of trees to be planted as a visual screen?	✓			
2.2	Is the planting reserve complemented the boundary planting to the existing San Wai STW?	✓			
2.3	Is all new planting maintained for 12 months to ensure proper establishment?			✓	Establishment period for the trees not yet started
2.4	Are the trees free from sign of deterioration of tree health and/or structure?	✓			

2.5	Are the trees free from insect pests and disease pathogens?	✓			
2.6	Are the irrigation systems functioning properly and well maintained?	✓			
2.7	Are the tree root systems adequately protected from soil compaction due to storage of materials or operation of machinery?	✓			

Summary/ Remarks:

Follow up actions taken by Contractor for previous comments:

1. Keep on horticultural maintenance for the trees, shrubs and groundcovers.

The contractor was reminded to rectify the following:

1. Generally, contractor was reminded to keep on carrying out the outstanding planting works.
2. Weeding of planting area is required to keep.
3. Replacement of the dead plants are required.



New Observation:





1. Planting works are about to be completed.
2. Weeding and other maintenance works are found to be carried out.





Reminders:

1. Contractor is required to carry out the remaining soft landscape works.
2. Contractor was reminded to carry out proper maintenance to plantings.

Photo Record:

Figure 1	Figure 2
	
Condition of the site edge at eastern boundary	Planting works at the western end of the site

<p style="text-align: center;">Figure 3</p> 	<p style="text-align: center;">Figure 4</p> 
<p style="text-align: center;">Condition of trees near the entrance of the existing treatment plant</p>	<p style="text-align: center;">Green roof at the Administration Building</p>
<p style="text-align: center;">Figure 5</p> 	<p style="text-align: center;">Figure 6</p> 
<p style="text-align: center;">Planting condition at roof garden (UV)</p>	<p style="text-align: center;">Tree planting works near site boundary</p>

<p style="text-align: center;">Figure 7</p> 	<p style="text-align: center;">Figure 8</p> 
<p style="text-align: center;">Planting works at SDB</p>	<p style="text-align: center;">Planting condition at roof garden (CB)</p>
<p style="text-align: center;">Figure 9</p>	<p style="text-align: center;">Figure 10</p>
	
<p style="text-align: center;">Planting condition at the entrance of the plant</p>	<p style="text-align: center;">Planting works - groundcovers and potted plants in front of the structure</p>

Signature:

		Signature	Date
Inspected & Recorded by	Registered Landscape Architect	<i>Xylem</i> #	31 March 2022

Appendix J

Environmental Licenses and Permits

Item No.	Nature of Permit / License / Notification	Permit / License/ Notification No.	Date of Issue / Effective of Permit / License	Date of Expiry of Permit / License	Remark (Validity for reporting period only)
1	Environmental Permit	EP-464/2013	18/10/2013	NA	Valid
2	Billing Account for Disposal of Construction Waste	7025330	07/07/2016	NA	Valid
3	Form NA notification (for APCO)	405489	26/07/2016	NA	Valid
4	Chemical Waste Producer Registration (for Site)	5218-511-A2823-01	23/01/2017	NA	Valid
5	Wastewater Discharge License (for WPCO)	WT00026754-2017	28/04/2017	NA	Valid
6	Construction Noise Permit (for Site)	GW-RN0747-21	18/10/2021	02/04/2022	Valid
7	Disposal of Special waste at Landfills	16587	27/10/2021	NA	Valid
8	Hong Kong Sludge Treatment Facility Admission Ticket	R-TP-UZ-0102-V07-SAW-CEPT	31/12/2022	30/06/2022	Valid

Appendix K

Implementation Schedule for Environmental Mitigation Measures (EMIS)

Environmental Mitigation Measures	Location	Implementation Status			
		Implemented	Partially implemented	Not implemented	Not Applicable
Air Quality					
<ul style="list-style-type: none"> The working area for the uprooting of trees, shrubs, or vegetation or for the removal of boulders, poles, pillars or temporary or permanent structures should be sprayed with water or a dust suppression chemical immediately before, during and immediately after the operation so as to maintain the entire surface wet; 	Site Area	√			
<ul style="list-style-type: none"> All demolished items (including trees, shrubs, vegetation, boulders, poles, pillars, structures, debris, rubbish and other items arising from site clearance) that may dislodge dust particles should be covered entirely by impervious sheeting or placed in an area sheltered on the top and the 3 sides within a day of demolition; 	Site Area	√			
<ul style="list-style-type: none"> Vehicle washing facilities including a high pressure water jet should be provided at every discernible or designated vehicle exit point; 	Site Entrance	√			
<ul style="list-style-type: none"> The area where vehicle washing takes place and the section of the road between the washing facilities and the exit point should be paved with concrete, bituminous materials or hardcores; 	Site Exit	√			
<ul style="list-style-type: none"> Where a site boundary adjoins a road, street, service and or other area accessible to the public, hoarding of not less than 2.4m from ground level should be provided along the entire length of that portion of the site boundary except for a site entrance or exit; 	Site Area	√			
<ul style="list-style-type: none"> Every main haul road (i.e. any course inside a construction site having a vehicle passing rate of higher than 4 in any 30 minutes) should be paved with concrete, bituminous materials, hardcores or metal plates, and kept clear of dusty materials; or sprayed with water or a dust suppression chemical so as to maintain the entire road surface wet; 	Main Haul Road	√			
<ul style="list-style-type: none"> The portion of any road leading only to a construction site that is within 30m of a discernible or designated vehicle entrance or exit should be kept clear of dusty materials; 	Site Entrance and Exit	√			
<ul style="list-style-type: none"> Immediately before leaving a construction site, every vehicle should be washed to remove any dusty materials from its body and wheels; 	Site Exit	√			
<ul style="list-style-type: none"> Where a vehicle leaving a construction site is carrying a load of dusty materials, the load should be covered entirely by clean impervious sheeting to ensure that the dusty materials do not leak from the vehicle; 	--	√			
<ul style="list-style-type: none"> The working area of any excavation or earth moving operation should be sprayed with water or a dusty suppression chemical immediately before, during and immediately after the operation so as to maintain the entire surface wet; 	Site Area	√			
<ul style="list-style-type: none"> Exposed earth shall be properly treated by compaction, turfing, hydroseeding, vegetation planting or sealing with latex, vinyl, bitumen, shotcrete or other suitable 	Site Area	√			

surface stabilizer within 6 months after the last construction activity on the construction site or part of the construction site where the exposed earth lies;					
<ul style="list-style-type: none"> Any stockpile of dusty material should be either covered entirely by impervious sheeting; placed in an area sheltered on the top and the 3 sides; or sprayed with water or a dust suppression chemical so as to maintain the entire surface wet. 	Site Area	√			
Noise					
<ul style="list-style-type: none"> Quiet plants should be used in order to reduce the noise impacts to protect the nearby NSRs. 	Site Area	√			
<ul style="list-style-type: none"> Temporary and Movable Noise Barriers should be used in order to reduce the noise impact to the surrounding sensitive receivers 	Site Area	√			
<ul style="list-style-type: none"> Intermittent noisy activities should be scheduled to minimize exposure of nearby NSRs to high levels of construction noise. 	Site Area	√			
<ul style="list-style-type: none"> Idle equipment should be turned off or throttled down. 	Site Area	√			
<ul style="list-style-type: none"> Construction activities should be planned so that parallel operation of several sets of equipment close to a given receiver is avoided 	Site Area	√			
<ul style="list-style-type: none"> Construction plant should be properly maintained and operated. 	Site Area	√			
Water Quality					
<ul style="list-style-type: none"> Exposed stockpiles should be covered with tarpaulin or impervious sheets before a rainstorm occurs; 	Site Area	√			
<ul style="list-style-type: none"> The exposed soil surfaces should also be properly protected to minimize dust emission; 	Site Area	√			
<ul style="list-style-type: none"> The stockpiles of materials should be placed in the locations away from the drainage channel so as to avoid releasing materials into the channel; 	Site Area	√			
<ul style="list-style-type: none"> Wheel washing facilities should be provided at site exits to ensure that earth, mud and debris would not be carried out of the works areas by vehicles; 	Site Exit	√			
<ul style="list-style-type: none"> Provision of site drainage systems and treatment facilities would be required to minimize the water pollution; 	Site Area	√			
<ul style="list-style-type: none"> A discharge license needs to be applied from EPD for discharging effluent from the construction site; 	--	√			
<ul style="list-style-type: none"> The treated effluent quality is required to meet the requirements specified in the discharge license; 	--	√			
<ul style="list-style-type: none"> Provision of chemical toilets is required to collect sewage from workforce. The chemical toilets should be cleaned on a regular basis; 	Chemical Toilet	√			

<ul style="list-style-type: none"> A licensed waste collector should be employed to clean the chemical toilets and temporary storage tank on a regular basis; 	--	√			
<ul style="list-style-type: none"> Illegal disposal of chemicals should be strictly prohibited; 	Site Area	√			
<ul style="list-style-type: none"> Registration as a chemical waste producer is required if chemical wastes are generated and need to be disposed of. The Waste Disposal Ordinance (Cap 354) and its subsidiary regulations in particular the Waste Disposal (Chemical Waste) (General) Regulation should be observed and complied with for control of chemical wastes; 	Site Area	√			
<ul style="list-style-type: none"> Disposal of chemical wastes should be carried out in compliance with the Waste Disposal Ordinance. The Code of Practice on the Packaging, Labelling and Storage of Chemical Wastes published under the Waste Disposal Ordinance should be used as a guideline for handling chemical wastes; 	Site Area	√			
<ul style="list-style-type: none"> The impact from accidental spillage of chemicals can be effectively controlled through good management practices. 	Site Area	√			
Waste Management					
<ul style="list-style-type: none"> Segregation and storage of different types of waste in different containers, skips or stockpiles to enhance reuse or recycling of materials and their proper disposal; 	Site Area	√			
<ul style="list-style-type: none"> To encourage collection of aluminium cans by individual collectors, separate bins should be provided to segregate this waste from other general refuse generated by the workforce; 	Site Area	√			
<ul style="list-style-type: none"> Any unused chemicals or those with remaining functional capacity should be recycled; 	Site Area	√			
<ul style="list-style-type: none"> Prior to disposal of C&D waste, it is recommended that wood, steel and other metals be separated for re-use and/or recycling and inert waste as fill material to minimize the quantity of waste to be disposed of to landfill; 	Site Area	√			
<ul style="list-style-type: none"> Proper storage and site practices to minimize the potential for damage or contamination of construction materials; and 	Site Area	√			
<ul style="list-style-type: none"> Plan and stock construction materials carefully to minimize amount of waste generated and avoid unnecessary generation of waste. 	Site Area	√			
Landscape and Visual					
<ul style="list-style-type: none"> Detailed tree survey should have been completed 	Site Area	√			
<ul style="list-style-type: none"> Trees should be transplanted to their final positions clear of the construction site 	--			√	
<ul style="list-style-type: none"> Erect site hoarding to protect adjacent vegetation from damage 	Site Area	√			

<ul style="list-style-type: none"> Regular inspections of the transplanted trees should be made to ensure the effectiveness of the hoarding 	Site Area	√			
<ul style="list-style-type: none"> Any topsoil excavated during the course of the works should be stored and protected on site for reuse for the restoration and screen planting works 	Site Area			√	

Appendix L

Environmental Site Inspection Schedule

Contract No. DC/2013/10 -
Design, Build and Operate San Wai Sewage Treatment Works – Stage 1
Schedule for Environmental Monitoring and Site Inspection
March 2022

Sun	Mon	Tue	Wed	Thu	Fri	Sat
		1 WQM	2	3 WQM	4 SI	5 24hr-TSP 1hr-TSP x 3 NM WQM
6	7	8 WQM	9	10 WQM	11 24hr-TSP 1hr-TSP x 3 NM SI	12 WQM
13	14	15 WQM	16	17 24hr-TSP 1hr-TSP x 3 NM WQM	18 SI	19 WQM
20	21	22 WQM	23 24hr-TSP 1hr-TSP x 3 NM	24 WQM SI	25	26 WQM
27	28	29 24hr-TSP 1hr-TSP x 3 NM WQM	30	31 WQM		

**Contract No. DC/2013/10 -
 Design, Build and Operate San Wai Sewage Treatment Works – Stage 1**

Schedule for Environmental Monitoring and Site Inspection

April 2022

Sun	Mon	Tue	Wed	Thu	Fri	Sat
					1	2
					SI	WQM
3	4 24hr-TSP 1hr-TSP x 3 NM	5	6	7 WQM	8 SI	9 24hr-TSP 1hr-TSP x 3 NM WQM
10	11	12 WQM	13	14 24hr-TSP 1hr-TSP x 3 NM SI WQM	15	16
17	18	19 WQM	20 24hr-TSP 1hr-TSP x 3 NM	21 SI WQM	22	23 WQM
24	25	26 24hr-TSP 1hr-TSP x 3 NM WQM	27	28 WQM	29 SI	30 24hr-TSP 1hr-TSP x 3 NM WQM

Appendix M

Inspection Checklist



Environmental Site Inspection Checklist – San Wai

Inspection Date: 04/03/2022 **Inspected By:** Guy Kong
Time: 14:30 **Weather Condition:** Fine
Participants: Guy Kong, Albert Leung, Nick Li.

1	Permits/Licenses	N/A	Yes	No	Remarks
1.1	Are Environmental Permit, license/ other permit displayed at major site exit and vehicle access?	<input type="checkbox"/>	<input checked="" type="checkbox"/>	<input type="checkbox"/>	
1.2	Are Construction Noise Permits available for inspection?	<input type="checkbox"/>	<input checked="" type="checkbox"/>	<input type="checkbox"/>	
1.3	Is wastewater discharge license available for inspection?	<input type="checkbox"/>	<input checked="" type="checkbox"/>	<input type="checkbox"/>	
1.4	Are trip tickets for chemical waste and construction waste disposal available for inspection?	<input type="checkbox"/>	<input checked="" type="checkbox"/>	<input type="checkbox"/>	
1.5	Are relevant license/permits for disposal of construction waste or excavated materials available for inspection?	<input type="checkbox"/>	<input checked="" type="checkbox"/>	<input type="checkbox"/>	
2	Air Quality	N/A	Yes	No	Remarks
2.1	Is open burning avoided?	<input type="checkbox"/>	<input checked="" type="checkbox"/>	<input type="checkbox"/>	
2.2	Are speed controlled at 10 km/h on unpaved site areas?	<input type="checkbox"/>	<input checked="" type="checkbox"/>	<input type="checkbox"/>	
2.3	Are plant and equipment well maintained (i.e. without black smoke from powered plant)?	<input type="checkbox"/>	<input checked="" type="checkbox"/>	<input type="checkbox"/>	
2.4	Observed dust source(s): <input type="checkbox"/> Wind erosion <input type="checkbox"/> Vehicle/ Equipment Movements <input type="checkbox"/> Loading/ unloading of materials <input checked="" type="checkbox"/> Others: <u>Nil</u>				
2.5	Are the work sites wetted with water twice a day?	<input type="checkbox"/>	<input checked="" type="checkbox"/>	<input type="checkbox"/>	
2.6	After removal of boulders, poles, pillars or temporary or permanent structures, are the entire surface sprayed with water or a dust suppression chemical immediately?	<input type="checkbox"/>	<input checked="" type="checkbox"/>	<input type="checkbox"/>	
2.7	Is the area involved demolished items covered entirely by impervious sheeting or placed in an area sheltered on the top and the 3 sides within a day of demolition?	<input type="checkbox"/>	<input checked="" type="checkbox"/>	<input type="checkbox"/>	
2.8	Are wheel washing facilities with high pressure water jet provided at all site exits if practicable?	<input type="checkbox"/>	<input checked="" type="checkbox"/>	<input type="checkbox"/>	
2.9	Are the areas of washing facilities and the road section between the washing facilities and the exit point paved with concrete, bituminous materials or hardcores?	<input type="checkbox"/>	<input checked="" type="checkbox"/>	<input type="checkbox"/>	
2.10	Are hoarding \geq 2.4m tall provided beside roads or area with public access?	<input type="checkbox"/>	<input checked="" type="checkbox"/>	<input type="checkbox"/>	
2.11	Are main haul road paved with concrete, bituminous materials, hardcores or metal plates, and kept clear of dusty materials; or sprayed with water or a dust suppression chemical?	<input type="checkbox"/>	<input checked="" type="checkbox"/>	<input type="checkbox"/>	
2.12	Are construction site that is within 30m of a discernible or designated vehicle entrance or exit kept clear of dusty materials?	<input type="checkbox"/>	<input checked="" type="checkbox"/>	<input type="checkbox"/>	
2.13	Are all vehicles and plant cleaned before they leave the construction site?	<input type="checkbox"/>	<input checked="" type="checkbox"/>	<input type="checkbox"/>	
2.14	Are loaded dump trucks covered by impervious sheeting appropriately	<input type="checkbox"/>	<input type="checkbox"/>	<input type="checkbox"/>	



	before leaving the site?				
2.15	Are working areas of any excavation or earth moving operation sprayed with water or a dusty suppression chemical immediately?	<input type="checkbox"/>	<input checked="" type="checkbox"/>	<input type="checkbox"/>	
2.16	Is exposed earth properly treated by compaction, turfing, hydroseeding, vegetation planting or sealing with latex, vinyl, bitumen, concrete or other suitable surface stabilizer within 6 months after the last construction activity?	<input type="checkbox"/>	<input checked="" type="checkbox"/>	<input type="checkbox"/>	
2.17	Are stockpile of dusty material covered entirely by impervious sheeting; placed in an area sheltered on the top and the 3 sides; or sprayed with water or dust suppression chemical?	<input checked="" type="checkbox"/>	<input type="checkbox"/>	<input type="checkbox"/>	
2.18	Are unpaved areas / designated roads watered regularly to avoid dust generation?	<input checked="" type="checkbox"/>	<input type="checkbox"/>	<input type="checkbox"/>	
2.19	Are dusty materials covered entirely by impervious sheeting or sprayed with water?	<input checked="" type="checkbox"/>	<input type="checkbox"/>	<input type="checkbox"/>	
2.20	Is every stock of more than 20 bags of cement or dry pulverized fuel ash (PFA) covered entirely by impervious sheeting or placed in an area sheltered on the top and 3 sides?	<input type="checkbox"/>	<input checked="" type="checkbox"/>	<input type="checkbox"/>	
2.21	Are the approval or exempted NRMM labels painted or securely fixed on site machines or vehicles and displayed at a conspicuous position according to the Air Pollution Control (Non-road Mobile Machinery) (Emission) Regulation?	<input type="checkbox"/>	<input checked="" type="checkbox"/>	<input type="checkbox"/>	

3	Noise	N/A	Yes	No	Remarks
3.1	Are idle plant/equipments turned off or throttled down?	<input checked="" type="checkbox"/>	<input type="checkbox"/>	<input type="checkbox"/>	
3.2	Are silenced equipments or quiet plants utilized?	<input type="checkbox"/>	<input checked="" type="checkbox"/>	<input type="checkbox"/>	
3.3	Are the silencers or mufflers properly fitted on construction equipments and maintained regularly?	<input checked="" type="checkbox"/>	<input type="checkbox"/>	<input type="checkbox"/>	
3.4	Is temporary hoarding installed located on the site boundaries between noisy construction activities and NSRs?	<input checked="" type="checkbox"/>	<input type="checkbox"/>	<input type="checkbox"/>	
3.5	Are noise barriers (typically density @14kg/m ²) acoustic mat or full enclosure close to noise plants including air compressor, generators and saw etc. provided to protect NSRs?	<input type="checkbox"/>	<input checked="" type="checkbox"/>	<input type="checkbox"/>	
3.6	Do air compressors have valid noise labels?	<input type="checkbox"/>	<input checked="" type="checkbox"/>	<input type="checkbox"/>	
3.7	Are compressor operated with doors closed?	<input type="checkbox"/>	<input checked="" type="checkbox"/>	<input type="checkbox"/>	
3.8	QPME used with valid noise labels?	<input type="checkbox"/>	<input checked="" type="checkbox"/>	<input type="checkbox"/>	
3.9	Are construction activities planned so that parallel operation of several sets of equipment close to a given receiver is avoided?	<input type="checkbox"/>	<input checked="" type="checkbox"/>	<input type="checkbox"/>	
3.10	Major noise source(s): <input checked="" type="checkbox"/> Traffic <input type="checkbox"/> Construction activities inside of site <input type="checkbox"/> Construction activities outside of site <input type="checkbox"/> Others:				

4	Water Quality	N/A	Yes	No	Remarks
	Construction Activities				
4.1	Before a rainstorm, are exposed stockpiles covered with tarpaulin or impervious sheets?	<input checked="" type="checkbox"/>	<input type="checkbox"/>	<input type="checkbox"/>	
4.2	Are stockpiles of materials placed in the locations away from the drainage channel?	<input checked="" type="checkbox"/>	<input type="checkbox"/>	<input type="checkbox"/>	



4.3	Are site drainage systems and treatment facilities provided to minimize the water pollution?	<input type="checkbox"/>	<input checked="" type="checkbox"/>	<input type="checkbox"/>	
4.4	Is the treated effluent quality met the requirements specified in the discharge license?	<input type="checkbox"/>	<input checked="" type="checkbox"/>	<input type="checkbox"/>	
4.5	Is the sewage generated from toilets collected using a temporary storage system?	<input checked="" type="checkbox"/>	<input type="checkbox"/>	<input type="checkbox"/>	
4.6	Are sewage effluent and discharges from on-site kitchen facilities directed to public foul sewers or collected in a temporary storage tank if connection to public foul sewers is not feasible?	<input checked="" type="checkbox"/>	<input type="checkbox"/>	<input type="checkbox"/>	
4.7	Is a licensed waste collector employed to clean the chemical toilets and temporary storage tank on a regular basis?	<input checked="" type="checkbox"/>	<input type="checkbox"/>	<input type="checkbox"/>	
4.8	Is the storm drainage directed to storm drains via adequately designed sand/ silt removal facilities e.g. sand traps, silt traps and sediment basins?	<input type="checkbox"/>	<input checked="" type="checkbox"/>	<input type="checkbox"/>	
4.9	Are measures taken to prevent the washout of construction materials, soil, silt or debris into any drainage system?	<input type="checkbox"/>	<input checked="" type="checkbox"/>	<input type="checkbox"/>	
4.10	Are manholes adequately covered and temporarily sealed so as to prevent silt, construction materials or debris from getting into the drainage system, and prevent storm run-off getting into foul sewers?	<input checked="" type="checkbox"/>	<input type="checkbox"/>	<input type="checkbox"/>	
4.11	Is a wheel washing bay provided at every site exit?	<input type="checkbox"/>	<input checked="" type="checkbox"/>	<input type="checkbox"/>	
4.12	Is the wheel wash overflow directed to silt removal facilities before being discharged to the storm drain?	<input type="checkbox"/>	<input checked="" type="checkbox"/>	<input type="checkbox"/>	
4.13	Is the section of construction road between the wheel washing bay and the public road surfaced with crushed stone or coarse gravel?	<input checked="" type="checkbox"/>	<input type="checkbox"/>	<input type="checkbox"/>	
4.14	Does the surface runoff from bunded areas pass through oil/grease traps prior to discharge to the storm water system?	<input checked="" type="checkbox"/>	<input type="checkbox"/>	<input type="checkbox"/>	
4.15	Are sedimentation tanks or package treatment systems provided to treat the large amount of sediment-laden wastewater generated from wheel washing, site runoff and construction works?	<input type="checkbox"/>	<input checked="" type="checkbox"/>	<input type="checkbox"/>	
5	Waste / Chemical Management	N/A	Yes	No	Remarks
	<u>General Waste</u>				
5.1	Are sufficient waste disposal points provided?	<input type="checkbox"/>	<input checked="" type="checkbox"/>	<input type="checkbox"/>	
5.2	Is waste disposed regularly?	<input type="checkbox"/>	<input checked="" type="checkbox"/>	<input type="checkbox"/>	
5.3	Is the general waste generated on-site stored in enclosed bins or compaction units separately from the construction and chemical wastes?	<input type="checkbox"/>	<input checked="" type="checkbox"/>	<input type="checkbox"/>	
5.4	Are separated labeled containers/ areas provided for facilitating recycling and waste segregation?	<input type="checkbox"/>	<input checked="" type="checkbox"/>	<input type="checkbox"/>	
	<u>Construction Waste</u>				
5.5	Are the temporary stockpiles maintained regularly?	<input type="checkbox"/>	<input checked="" type="checkbox"/>	<input type="checkbox"/>	
5.6	Are the C&D materials sorted and recycled on-site?	<input type="checkbox"/>	<input checked="" type="checkbox"/>	<input type="checkbox"/>	
5.7	Are the public fill and C&D waste segregated and stored in different containers or skips to enhance reuse or recycling of materials and their proper disposal?	<input type="checkbox"/>	<input checked="" type="checkbox"/>	<input type="checkbox"/>	
5.8	Is the segregation and storage of C&D wastes undertaken in designated area?	<input type="checkbox"/>	<input checked="" type="checkbox"/>	<input type="checkbox"/>	



5.9	Are waste storage area properly cleaned and do not cause windblown litter and dust nuisance?	<input type="checkbox"/>	<input checked="" type="checkbox"/>	<input type="checkbox"/>	
5.10	Are surplus insert C&D materials only consist of earth, building debris and broken rock and concrete and free from marine mud, household refuse, plastic, metals, industrial and chemical waste, animal and vegetable matter, and other material considered unsuitable by the public filling supervisor?	<input checked="" type="checkbox"/>	<input type="checkbox"/>	<input type="checkbox"/>	
<u>Chemical / Fuel Storage Area</u>					
5.11	Are the fuel tanks and chemical storage areas provided with locks and sited on sealed areas?	<input type="checkbox"/>	<input checked="" type="checkbox"/>	<input type="checkbox"/>	
5.12	Are the storage areas labeled and separated (if needed)?	<input type="checkbox"/>	<input checked="" type="checkbox"/>	<input type="checkbox"/>	
5.13	Do the storage areas have adequate ventilation and be covered to prevent rainfall entering?	<input type="checkbox"/>	<input checked="" type="checkbox"/>	<input type="checkbox"/>	
5.14	Are the containers used for the storage of chemical wastes suitable for the substance that are holding, resist to corrosion, maintained in a good condition, and securely closed?	<input type="checkbox"/>	<input checked="" type="checkbox"/>	<input type="checkbox"/>	
5.15	Are proper measures to control oil spillage during maintenance or to control other chemicals spillage? (e.g. provide drip trays)	<input type="checkbox"/>	<input checked="" type="checkbox"/>	<input type="checkbox"/>	
<u>Chemical Waste / Waste Oil</u>					
5.16	Is chemical waste or waste oil stored and labeled in English and Chinese properly in designated area?	<input type="checkbox"/>	<input checked="" type="checkbox"/>	<input type="checkbox"/>	
5.17	Are chemicals and waste oil collected and stored for recycling or proper disposal?	<input type="checkbox"/>	<input checked="" type="checkbox"/>	<input type="checkbox"/>	
<u>Records</u>					
5.18	Is a licensed waste hauler used for waste collection?	<input type="checkbox"/>	<input checked="" type="checkbox"/>	<input type="checkbox"/>	
5.19	Are the records of quantities of wastes generated, recycled and disposed properly kept?	<input type="checkbox"/>	<input checked="" type="checkbox"/>	<input type="checkbox"/>	
5.20	For the demolition material/ waste, is the number of loads for each day recorded as appropriate?	<input type="checkbox"/>	<input checked="" type="checkbox"/>	<input type="checkbox"/>	
6	Landscape and Visual Impacts	N/A	Yes	No	Remarks
6.1	Is the work site confined within site boundaries?	<input type="checkbox"/>	<input checked="" type="checkbox"/>	<input type="checkbox"/>	
6.2	Is damage to surrounding areas avoided?	<input type="checkbox"/>	<input checked="" type="checkbox"/>	<input type="checkbox"/>	
7	Environmental Complaint	N/A	Yes	No	Remarks
7.1	Number of Environmental Complaint received from dd/mm/yyyy to dd/mm/yyyy?	<input checked="" type="checkbox"/>	<input type="checkbox"/>	<input type="checkbox"/>	
8	General Housekeeping	N/A	Yes	No	Remarks
8.1	Are potential stagnant pools cleared and mosquito breeding prevented?	<input type="checkbox"/>	<input checked="" type="checkbox"/>	<input type="checkbox"/>	
8.2	Are the defined boundaries of working areas identified to prevent loss of vegetation?	<input type="checkbox"/>	<input checked="" type="checkbox"/>	<input type="checkbox"/>	
9	Others	N/A	Yes	No	Remarks
9.1	Are the portable toilets maintained in a state, which will not deter the workers from utilizing these portable toilets?	<input type="checkbox"/>	<input checked="" type="checkbox"/>	<input type="checkbox"/>	



Follow up actions for pervious Site Audit:


Observations

NA


Corrective Actions – Mitigation Measures Implemented or Proposed (if any):

NA


Signature:
ET's representative


Name: Kong Ping Ki
Date: 04/03/2022


Signature:
Contractor's representative


Name: Albert Leung SM
Date: 4 Mar 2022

Signature:
ET Leader


Name: C. L. Lau
Date: 04/03/2022

Signature:
SO's representative


Name: Nick LI
Date: 4/3/2022



Environmental Site Inspection Checklist – San Wai

Inspection Date: 11 Mar 2022 Inspected By: June Lau
 Time: 14:00 Weather Condition: Fine
 Participants: Nick Li, Herman Cheng

1	Permits/Licenses	N/A	Yes	No	Remarks
1.1	Are Environmental Permit, license/ other permit displayed at major site exit and vehicle access?	<input type="checkbox"/>	<input checked="" type="checkbox"/>	<input type="checkbox"/>	
1.2	Are Construction Noise Permits available for inspection?	<input type="checkbox"/>	<input checked="" type="checkbox"/>	<input type="checkbox"/>	
1.3	Is wastewater discharge license available for inspection?	<input type="checkbox"/>	<input checked="" type="checkbox"/>	<input type="checkbox"/>	
1.4	Are trip tickets for chemical waste and construction waste disposal available for inspection?	<input type="checkbox"/>	<input checked="" type="checkbox"/>	<input type="checkbox"/>	
1.5	Are relevant license/permits for disposal of construction waste or excavated materials available for inspection?	<input type="checkbox"/>	<input checked="" type="checkbox"/>	<input type="checkbox"/>	
2	Air Quality	N/A	Yes	No	Remarks
2.1	Is open burning avoided?	<input type="checkbox"/>	<input checked="" type="checkbox"/>	<input type="checkbox"/>	
2.2	Are speed controlled at 10 km/h on unpaved site areas?	<input type="checkbox"/>	<input checked="" type="checkbox"/>	<input type="checkbox"/>	
2.3	Are plant and equipment well maintained (i.e. without black smoke from powered plant)?	<input type="checkbox"/>	<input checked="" type="checkbox"/>	<input type="checkbox"/>	
2.4	Observed dust source(s): <input type="checkbox"/> Wind erosion <input type="checkbox"/> Vehicle/ Equipment Movements <input type="checkbox"/> Loading/ unloading of materials <input checked="" type="checkbox"/> Others: <u>Not observed</u>				
2.5	Are the work sites wetted with water twice a day?	<input type="checkbox"/>	<input checked="" type="checkbox"/>	<input type="checkbox"/>	
2.6	After removal of boulders, poles, pillars or temporary or permanent structures, are the entire surface sprayed with water or a dust suppression chemical immediately?	<input type="checkbox"/>	<input checked="" type="checkbox"/>	<input type="checkbox"/>	
2.7	Is the area involved demolished items covered entirely by impervious sheeting or placed in an area sheltered on the top and the 3 sides within a day of demolition?	<input type="checkbox"/>	<input checked="" type="checkbox"/>	<input type="checkbox"/>	
2.8	Are wheel washing facilities with high pressure water jet provided at all site exits if practicable?	<input type="checkbox"/>	<input checked="" type="checkbox"/>	<input type="checkbox"/>	
2.9	Are the areas of washing facilities and the road section between the washing facilities and the exit point paved with concrete, bituminous materials or hardcores?	<input type="checkbox"/>	<input checked="" type="checkbox"/>	<input type="checkbox"/>	
2.10	Are hoarding \geq 2.4m tall provided beside roads or area with public access?	<input type="checkbox"/>	<input checked="" type="checkbox"/>	<input type="checkbox"/>	
2.11	Are main haul road paved with concrete, bituminous materials, hardcores or metal plates, and kept clear of dusty materials; or sprayed with water or a dust suppression chemical?	<input type="checkbox"/>	<input checked="" type="checkbox"/>	<input type="checkbox"/>	
2.12	Are construction site that is within 30m of a discernible or designated vehicle entrance or exit kept clear of dusty materials?	<input type="checkbox"/>	<input checked="" type="checkbox"/>	<input type="checkbox"/>	
2.13	Are all vehicles and plant cleaned before they leave the construction site?	<input type="checkbox"/>	<input checked="" type="checkbox"/>	<input type="checkbox"/>	
2.14	Are loaded dump trucks covered by impervious sheeting appropriately	<input type="checkbox"/>	<input checked="" type="checkbox"/>	<input type="checkbox"/>	

	before leaving the site?		<input checked="" type="checkbox"/>	<input type="checkbox"/>	
2.15	Are working areas of any excavation or earth moving operation sprayed with water or a dusty suppression chemical immediately?	<input type="checkbox"/>	<input checked="" type="checkbox"/>	<input type="checkbox"/>	
2.16	Is exposed earth properly treated by compaction, turfing, hydroseeding, vegetation planting or sealing with latex, vinyl, bitumen, concrete or other suitable surface stabilizer within 6 months after the last construction activity?	<input checked="" type="checkbox"/>	<input type="checkbox"/>	<input type="checkbox"/>	
2.17	Are stockpile of dusty material covered entirely by impervious sheeting; placed in an area sheltered on the top and the 3 sides; or sprayed with water or dust suppression chemical?	<input checked="" type="checkbox"/>	<input type="checkbox"/>	<input type="checkbox"/>	
2.18	Are unpaved areas / designated roads watered regularly to avoid dust generation?	<input type="checkbox"/>	<input checked="" type="checkbox"/>	<input type="checkbox"/>	
2.19	Are dusty materials covered entirely by impervious sheeting or sprayed with water?	<input checked="" type="checkbox"/>	<input type="checkbox"/>	<input type="checkbox"/>	
2.20	Is every stock of more than 20 bags of cement or dry pulverized fuel ash (PFA) covered entirely by impervious sheeting or placed in an area sheltered on the top and 3 sides?	<input checked="" type="checkbox"/>	<input type="checkbox"/>	<input type="checkbox"/>	
2.21	Are the approval or exempted NRMM labels painted or securely fixed on site machines or vehicles and displayed at a conspicuous position according to the Air Pollution Control (Non-road Mobile Machinery) (Emission) Regulation?	<input type="checkbox"/>	<input checked="" type="checkbox"/>	<input type="checkbox"/>	

3	Noise	N/A	Yes	No	Remarks
3.1	Are idle plant/equipments turned off or throttled down?	<input type="checkbox"/>	<input checked="" type="checkbox"/>	<input type="checkbox"/>	
3.2	Are silenced equipments or quiet plants utilized?	<input type="checkbox"/>	<input checked="" type="checkbox"/>	<input type="checkbox"/>	
3.3	Are the silencers or mufflers properly fitted on construction equipments and maintained regularly?	<input checked="" type="checkbox"/>	<input type="checkbox"/>	<input type="checkbox"/>	
3.4	Is temporary hoarding installed located on the site boundaries between noisy construction activities and NSRs?	<input checked="" type="checkbox"/>	<input type="checkbox"/>	<input type="checkbox"/>	
3.5	Are noise barriers (typically density @14kg/m ²) acoustic mat or full enclosure close to noise plants including air compressor, generators and saw etc. provided to protect NSRs?	<input type="checkbox"/>	<input checked="" type="checkbox"/>	<input type="checkbox"/>	
3.6	Do air compressors have valid noise labels?	<input type="checkbox"/>	<input checked="" type="checkbox"/>	<input type="checkbox"/>	
3.7	Are compressor operated with doors closed?	<input type="checkbox"/>	<input checked="" type="checkbox"/>	<input type="checkbox"/>	
3.8	QPME used with valid noise labels?	<input type="checkbox"/>	<input checked="" type="checkbox"/>	<input type="checkbox"/>	
3.9	Are construction activities planned so that parallel operation of several sets of equipment close to a given receiver is avoided?	<input type="checkbox"/>	<input checked="" type="checkbox"/>	<input type="checkbox"/>	
3.10	Major noise source(s): <input type="checkbox"/> Traffic <input type="checkbox"/> Construction activities inside of site <input type="checkbox"/> Construction activities outside of site <input type="checkbox"/> Others:				

4	Water Quality	N/A	Yes	No	Remarks
	<u>Construction Activities</u>				
4.1	Before a rainstorm, are exposed stockpiles covered with tarpaulin or impervious sheets?	<input type="checkbox"/>	<input checked="" type="checkbox"/>	<input type="checkbox"/>	
4.2	Are stockpiles of materials placed in the locations away from the drainage channel?	<input type="checkbox"/>	<input checked="" type="checkbox"/>	<input type="checkbox"/>	

4.3	Are site drainage systems and treatment facilities provided to minimize the water pollution?	<input type="checkbox"/>	<input checked="" type="checkbox"/>	<input type="checkbox"/>	
4.4	Is the treated effluent quality met the requirements specified in the discharge license?	<input type="checkbox"/>	<input checked="" type="checkbox"/>	<input type="checkbox"/>	
4.5	Is the sewage generated from toilets collected using a temporary storage system?	<input checked="" type="checkbox"/>	<input type="checkbox"/>	<input type="checkbox"/>	
4.6	Are sewage effluent and discharges from on-site kitchen facilities directed to public foul sewers or collected in a temporary storage tank if connection to public foul sewers is not feasible?	<input checked="" type="checkbox"/>	<input type="checkbox"/>	<input type="checkbox"/>	
4.7	Is a licensed waste collector employed to clean the chemical toilets and temporary storage tank on a regular basis?	<input checked="" type="checkbox"/>	<input type="checkbox"/>	<input type="checkbox"/>	
4.8	Is the storm drainage directed to storm drains via adequately designed sand/ silt removal facilities e.g. sand traps, silt traps and sediment basins?	<input type="checkbox"/>	<input checked="" type="checkbox"/>	<input type="checkbox"/>	
4.9	Are measures taken to prevent the washout of construction materials, soil, silt or debris into any drainage system?	<input type="checkbox"/>	<input checked="" type="checkbox"/>	<input type="checkbox"/>	
4.10	Are manholes adequately covered and temporarily sealed so as to prevent silt, construction materials or debris from getting into the drainage system, and prevent storm run-off getting into foul sewers?	<input checked="" type="checkbox"/>	<input type="checkbox"/>	<input type="checkbox"/>	
4.11	Is a wheel washing bay provided at every site exit?	<input type="checkbox"/>	<input checked="" type="checkbox"/>	<input type="checkbox"/>	
4.12	Is the wheel wash overflow directed to silt removal facilities before being discharged to the storm drain?	<input type="checkbox"/>	<input checked="" type="checkbox"/>	<input type="checkbox"/>	
4.13	Is the section of construction road between the wheel washing bay and the public road surfaced with crushed stone or coarse gravel?	<input type="checkbox"/>	<input checked="" type="checkbox"/>	<input type="checkbox"/>	
4.14	Does the surface runoff from bunded areas pass through oil/grease traps prior to discharge to the storm water system?	<input checked="" type="checkbox"/>	<input type="checkbox"/>	<input type="checkbox"/>	
4.15	Are sedimentation tanks or package treatment systems provided to treat the large amount of sediment-laden wastewater generated from wheel washing, site runoff and construction works?	<input type="checkbox"/>	<input checked="" type="checkbox"/>	<input type="checkbox"/>	
5	Waste / Chemical Management	N/A	Yes	No	Remarks
	<u>General Waste</u>				
5.1	Are sufficient waste disposal points provided?	<input type="checkbox"/>	<input checked="" type="checkbox"/>	<input type="checkbox"/>	
5.2	Is waste disposed regularly?	<input type="checkbox"/>	<input checked="" type="checkbox"/>	<input type="checkbox"/>	
5.3	Is the general waste generated on-site stored in enclosed bins or compaction units separately from the construction and chemical wastes?	<input type="checkbox"/>	<input checked="" type="checkbox"/>	<input type="checkbox"/>	
5.4	Are separated labeled containers/ areas provided for facilitating recycling and waste segregation?	<input type="checkbox"/>	<input checked="" type="checkbox"/>	<input type="checkbox"/>	
	<u>Construction Waste</u>				
5.5	Are the temporary stockpiles maintained regularly?	<input type="checkbox"/>	<input checked="" type="checkbox"/>	<input type="checkbox"/>	
5.6	Are the C&D materials sorted and recycled on-site?	<input type="checkbox"/>	<input checked="" type="checkbox"/>	<input type="checkbox"/>	
5.7	Are the public fill and C&D waste segregated and stored in different containers or skips to enhance reuse or recycling of materials and their proper disposal?	<input type="checkbox"/>	<input checked="" type="checkbox"/>	<input type="checkbox"/>	
5.8	Is the segregation and storage of C&D wastes undertaken in designated area?	<input type="checkbox"/>	<input checked="" type="checkbox"/>	<input type="checkbox"/>	

5.9	Are waste storage area properly cleaned and do not cause windblown litter and dust nuisance?	<input type="checkbox"/>	<input checked="" type="checkbox"/>	<input type="checkbox"/>	
5.10	Are surplus inert C&D materials only consist of earth, building debris and broken rock and concrete and free from marine mud, household refuse, plastic, metals, industrial and chemical waste, animal and vegetable matter, and other material considered unsuitable by the public filling supervisor?	<input checked="" type="checkbox"/>	<input type="checkbox"/>	<input type="checkbox"/>	
<u>Chemical / Fuel Storage Area</u>					
5.11	Are the fuel tanks and chemical storage areas provided with locks and sited on sealed areas?	<input type="checkbox"/>	<input checked="" type="checkbox"/>	<input type="checkbox"/>	
5.12	Are the storage areas labeled and separated (if needed)?	<input type="checkbox"/>	<input checked="" type="checkbox"/>	<input type="checkbox"/>	
5.13	Do the storage areas have adequate ventilation and be covered to prevent rainfall entering?	<input type="checkbox"/>	<input checked="" type="checkbox"/>	<input type="checkbox"/>	
5.14	Are the containers used for the storage of chemical wastes suitable for the substance that are holding, resist to corrosion, maintained in a good condition, and securely closed?	<input type="checkbox"/>	<input checked="" type="checkbox"/>	<input type="checkbox"/>	
5.15	Are proper measures to control oil spillage during maintenance or to control other chemicals spillage? (e.g. provide drip trays)	<input type="checkbox"/>	<input checked="" type="checkbox"/>	<input type="checkbox"/>	
<u>Chemical Waste / Waste Oil</u>					
5.16	Is chemical waste or waste oil stored and labeled in English and Chinese properly in designated area?	<input type="checkbox"/>	<input checked="" type="checkbox"/>	<input type="checkbox"/>	
5.17	Are chemicals and waste oil collected and stored for recycling or proper disposal?	<input type="checkbox"/>	<input checked="" type="checkbox"/>	<input type="checkbox"/>	
<u>Records</u>					
5.18	Is a licensed waste hauler used for waste collection?	<input type="checkbox"/>	<input checked="" type="checkbox"/>	<input type="checkbox"/>	
5.19	Are the records of quantities of wastes generated, recycled and disposed properly kept?	<input type="checkbox"/>	<input checked="" type="checkbox"/>	<input type="checkbox"/>	
5.20	For the demolition material/ waste, is the number of loads for each day recorded as appropriate?	<input type="checkbox"/>	<input checked="" type="checkbox"/>	<input type="checkbox"/>	
6	Landscape and Visual Impacts	N/A	Yes	No	Remarks
6.1	Is the work site confined within site boundaries?	<input type="checkbox"/>	<input checked="" type="checkbox"/>	<input type="checkbox"/>	
6.2	Is damage to surrounding areas avoided?	<input type="checkbox"/>	<input checked="" type="checkbox"/>	<input type="checkbox"/>	
7	Environmental Complaint	N/A	Yes	No	Remarks
7.1	Number of Environmental Complaint received from dd/mm/yyyy to dd/mm/yyyy?	<input checked="" type="checkbox"/>	<input type="checkbox"/>	<input type="checkbox"/>	
8	General Housekeeping	N/A	Yes	No	Remarks
8.1	Are potential stagnant pools cleared and mosquito breeding prevented?	<input type="checkbox"/>	<input checked="" type="checkbox"/>	<input type="checkbox"/>	
8.2	Are the defined boundaries of working areas identified to prevent loss of vegetation?	<input type="checkbox"/>	<input checked="" type="checkbox"/>	<input type="checkbox"/>	
9	Others	N/A	Yes	No	Remarks
9.1	Are the portable toilets maintained in a state, which will not deter the workers from utilizing these portable toilets?	<input type="checkbox"/>	<input checked="" type="checkbox"/>	<input type="checkbox"/>	



Follow up actions for pervious Site Audit:

Observations

NA

NA

Corrective Actions – Mitigation Measures Implemented or Proposed (if any):

Signature:
ET's representative

Name: June Lau

Date: 11 Mar 2022

Signature:
Contractor's representative

Name: ~~Wai Kit~~ Herman Cheung

Date: 11/03/2022

Signature:
ET Leader

Name: C. L. Lau

Date: 11/03/2022

Signature:
SO's representative

Name: Nick LI

Date: 11/03/2022

Environmental Site Inspection Checklist – San Wai

Inspection Date: 18 Mar 2022 Inspected By: June Lau
 Time: 14:00 Weather Condition: Fine
 Participants: Albert Lenny, Nick Li

		N/A	Yes	No	Remarks
1	Permits/Licenses				
1.1	Are Environmental Permit, license/ other permit displayed at major site exit and vehicle access?	<input type="checkbox"/>	<input checked="" type="checkbox"/>	<input type="checkbox"/>	
1.2	Are Construction Noise Permits available for inspection?	<input type="checkbox"/>	<input checked="" type="checkbox"/>	<input type="checkbox"/>	
1.3	Is wastewater discharge license available for inspection?	<input type="checkbox"/>	<input checked="" type="checkbox"/>	<input type="checkbox"/>	
1.4	Are trip tickets for chemical waste and construction waste disposal available for inspection?	<input type="checkbox"/>	<input checked="" type="checkbox"/>	<input type="checkbox"/>	
1.5	Are relevant license/permits for disposal of construction waste or excavated materials available for inspection?	<input type="checkbox"/>	<input checked="" type="checkbox"/>	<input type="checkbox"/>	
2	Air Quality				
2.1	Is open burning avoided?	<input type="checkbox"/>	<input checked="" type="checkbox"/>	<input type="checkbox"/>	
2.2	Are speed controlled at 10 km/h on unpaved site areas?	<input type="checkbox"/>	<input checked="" type="checkbox"/>	<input type="checkbox"/>	
2.3	Are plant and equipment well maintained (i.e. without black smoke from powered plant)?	<input type="checkbox"/>	<input checked="" type="checkbox"/>	<input type="checkbox"/>	
2.4	Observed dust source(s): <input type="checkbox"/> Wind erosion <input type="checkbox"/> Vehicle/ Equipment Movements <input type="checkbox"/> Loading/ unloading of materials <input checked="" type="checkbox"/> Others: <u>Not observed</u>				
2.5	Are the work sites wetted with water twice a day?	<input type="checkbox"/>	<input checked="" type="checkbox"/>	<input type="checkbox"/>	
2.6	After removal of boulders, poles, pillars or temporary or permanent structures, are the entire surface sprayed with water or a dust suppression chemical immediately?	<input type="checkbox"/>	<input checked="" type="checkbox"/>	<input type="checkbox"/>	
2.7	Is the area involved demolished items covered entirely by impervious sheeting or placed in an area sheltered on the top and the 3 sides within a day of demolition?	<input type="checkbox"/>	<input checked="" type="checkbox"/>	<input type="checkbox"/>	
2.8	Are wheel washing facilities with high pressure water jet provided at all site exits if practicable?	<input type="checkbox"/>	<input checked="" type="checkbox"/>	<input type="checkbox"/>	
2.9	Are the areas of washing facilities and the road section between the washing facilities and the exit point paved with concrete, bituminous materials or hardcores?	<input type="checkbox"/>	<input checked="" type="checkbox"/>	<input type="checkbox"/>	
2.10	Are hoarding \geq 2.4m tall provided beside roads or area with public access?	<input type="checkbox"/>	<input checked="" type="checkbox"/>	<input type="checkbox"/>	
2.11	Are main haul road paved with concrete, bituminous materials, hardcores or metal plates, and kept clear of dusty materials; or sprayed with water or a dust suppression chemical?	<input type="checkbox"/>	<input checked="" type="checkbox"/>	<input type="checkbox"/>	
2.12	Are construction site that is within 30m of a discernible or designated vehicle entrance or exit kept clear of dusty materials?	<input type="checkbox"/>	<input checked="" type="checkbox"/>	<input type="checkbox"/>	
2.13	Are all vehicles and plant cleaned before they leave the construction site?	<input type="checkbox"/>	<input checked="" type="checkbox"/>	<input type="checkbox"/>	
2.14	Are loaded dump trucks covered by impervious sheeting appropriately	<input type="checkbox"/>	<input checked="" type="checkbox"/>	<input type="checkbox"/>	

	before leaving the site?		<input checked="" type="checkbox"/>	<input type="checkbox"/>	
2.15	Are working areas of any excavation or earth moving operation sprayed with water or a dusty suppression chemical immediately?	<input type="checkbox"/>	<input checked="" type="checkbox"/>	<input type="checkbox"/>	
2.16	Is exposed earth properly treated by compaction, turfing, hydroseeding, vegetation planting or sealing with latex, vinyl, bitumen, concrete or other suitable surface stabilizer within 6 months after the last construction activity?	<input checked="" type="checkbox"/>	<input type="checkbox"/>	<input type="checkbox"/>	
2.17	Are stockpile of dusty material covered entirely by impervious sheeting; placed in an area sheltered on the top and the 3 sides; or sprayed with water or dust suppression chemical?	<input checked="" type="checkbox"/>	<input type="checkbox"/>	<input type="checkbox"/>	
2.18	Are unpaved areas / designated roads watered regularly to avoid dust generation?	<input type="checkbox"/>	<input checked="" type="checkbox"/>	<input type="checkbox"/>	
2.19	Are dusty materials covered entirely by impervious sheeting or sprayed with water?	<input checked="" type="checkbox"/>	<input type="checkbox"/>	<input type="checkbox"/>	
2.20	Is every stock of more than 20 bags of cement or dry pulverized fuel ash (PFA) covered entirely by impervious sheeting or placed in an area sheltered on the top and 3 sides?	<input checked="" type="checkbox"/>	<input type="checkbox"/>	<input type="checkbox"/>	
2.21	Are the approval or exempted NRMM labels painted or securely fixed on site machines or vehicles and displayed at a conspicuous position according to the Air Pollution Control (Non-road Mobile Machinery) (Emission) Regulation?	<input type="checkbox"/>	<input checked="" type="checkbox"/>	<input type="checkbox"/>	
3	Noise	N/A	Yes	No	Remarks
3.1	Are idle plant/equipments turned off or throttled down?	<input type="checkbox"/>	<input checked="" type="checkbox"/>	<input type="checkbox"/>	
3.2	Are silenced equipments or quiet plants utilized?	<input type="checkbox"/>	<input checked="" type="checkbox"/>	<input type="checkbox"/>	
3.3	Are the silencers or mufflers properly fitted on construction equipments and maintained regularly?	<input checked="" type="checkbox"/>	<input type="checkbox"/>	<input type="checkbox"/>	
3.4	Is temporary hoarding installed located on the site boundaries between noisy construction activities and NSRs?	<input checked="" type="checkbox"/>	<input type="checkbox"/>	<input type="checkbox"/>	
3.5	Are noise barriers (typically density @14kg/m ²) acoustic mat or full enclosure close to noise plants including air compressor, generators and saw etc. provided to protect NSRs?	<input type="checkbox"/>	<input checked="" type="checkbox"/>	<input type="checkbox"/>	
3.6	Do air compressors have valid noise labels?	<input type="checkbox"/>	<input checked="" type="checkbox"/>	<input type="checkbox"/>	
3.7	Are compressor operated with doors closed?	<input type="checkbox"/>	<input checked="" type="checkbox"/>	<input type="checkbox"/>	
3.8	QPME used with valid noise labels?	<input type="checkbox"/>	<input checked="" type="checkbox"/>	<input type="checkbox"/>	
3.9	Are construction activities planned so that parallel operation of several sets of equipment close to a given receiver is avoided?	<input type="checkbox"/>	<input checked="" type="checkbox"/>	<input type="checkbox"/>	
3.10	Major noise source(s): <input type="checkbox"/> Traffic <input type="checkbox"/> Construction activities inside of site <input checked="" type="checkbox"/> Construction activities outside of site <input type="checkbox"/> Others:				
4	Water Quality	N/A	Yes	No	Remarks
	<u>Construction Activities</u>				
4.1	Before a rainstorm, are exposed stockpiles covered with tarpaulin or impervious sheets?	<input checked="" type="checkbox"/>	<input type="checkbox"/>	<input type="checkbox"/>	
4.2	Are stockpiles of materials placed in the locations away from the drainage channel?	<input checked="" type="checkbox"/>	<input type="checkbox"/>	<input type="checkbox"/>	



4.3	Are site drainage systems and treatment facilities provided to minimize the water pollution?	<input type="checkbox"/>	<input checked="" type="checkbox"/>	<input type="checkbox"/>	
4.4	Is the treated effluent quality met the requirements specified in the discharge license?	<input type="checkbox"/>	<input checked="" type="checkbox"/>	<input type="checkbox"/>	
4.5	Is the sewage generated from toilets collected using a temporary storage system?	<input checked="" type="checkbox"/>	<input type="checkbox"/>	<input type="checkbox"/>	
4.6	Are sewage effluent and discharges from on-site kitchen facilities directed to public foul sewers or collected in a temporary storage tank if connection to public foul sewers is not feasible?	<input checked="" type="checkbox"/>	<input type="checkbox"/>	<input type="checkbox"/>	
4.7	Is a licensed waste collector employed to clean the chemical toilets and temporary storage tank on a regular basis?	<input checked="" type="checkbox"/>	<input checked="" type="checkbox"/>	<input type="checkbox"/>	
4.8	Is the storm drainage directed to storm drains via adequately designed sand/ silt removal facilities e.g. sand traps, silt traps and sediment basins?	<input type="checkbox"/>	<input checked="" type="checkbox"/>	<input type="checkbox"/>	
4.9	Are measures taken to prevent the washout of construction materials, soil, silt or debris into any drainage system?	<input type="checkbox"/>	<input checked="" type="checkbox"/>	<input type="checkbox"/>	
4.10	Are manholes adequately covered and temporarily sealed so as to prevent silt, construction materials or debris from getting into the drainage system, and prevent storm run-off getting into foul sewers?	<input checked="" type="checkbox"/>	<input type="checkbox"/>	<input type="checkbox"/>	
4.11	Is a wheel washing bay provided at every site exit?	<input type="checkbox"/>	<input checked="" type="checkbox"/>	<input type="checkbox"/>	
4.12	Is the wheel wash overflow directed to silt removal facilities before being discharged to the storm drain?	<input type="checkbox"/>	<input checked="" type="checkbox"/>	<input type="checkbox"/>	
4.13	Is the section of construction road between the wheel washing bay and the public road surfaced with crushed stone or coarse gravel?	<input type="checkbox"/>	<input checked="" type="checkbox"/>	<input type="checkbox"/>	
4.14	Does the surface runoff from bunded areas pass through oil/grease traps prior to discharge to the storm water system?	<input checked="" type="checkbox"/>	<input type="checkbox"/>	<input type="checkbox"/>	
4.15	Are sedimentation tanks or package treatment systems provided to treat the large amount of sediment-laden wastewater generated from wheel washing, site runoff and construction works?	<input type="checkbox"/>	<input checked="" type="checkbox"/>	<input type="checkbox"/>	
5	Waste / Chemical Management	N/A	Yes	No	Remarks
	<u>General Waste</u>				
5.1	Are sufficient waste disposal points provided?	<input type="checkbox"/>	<input checked="" type="checkbox"/>	<input type="checkbox"/>	
5.2	Is waste disposed regularly?	<input type="checkbox"/>	<input checked="" type="checkbox"/>	<input type="checkbox"/>	
5.3	Is the general waste generated on-site stored in enclosed bins or compaction units separately from the construction and chemical wastes?	<input type="checkbox"/>	<input checked="" type="checkbox"/>	<input type="checkbox"/>	
5.4	Are separated labeled containers/ areas provided for facilitating recycling and waste segregation?	<input type="checkbox"/>	<input checked="" type="checkbox"/>	<input type="checkbox"/>	
	<u>Construction Waste</u>				
5.5	Are the temporary stockpiles maintained regularly?	<input type="checkbox"/>	<input checked="" type="checkbox"/>	<input type="checkbox"/>	
5.6	Are the C&D materials sorted and recycled on-site?	<input type="checkbox"/>	<input checked="" type="checkbox"/>	<input type="checkbox"/>	
5.7	Are the public fill and C&D waste segregated and stored in different containers or skips to enhance reuse or recycling of materials and their proper disposal?	<input type="checkbox"/>	<input checked="" type="checkbox"/>	<input type="checkbox"/>	
5.8	Is the segregation and storage of C&D wastes undertaken in designated area?	<input type="checkbox"/>	<input checked="" type="checkbox"/>	<input type="checkbox"/>	



5.9	Are waste storage area properly cleaned and do not cause windblown litter and dust nuisance?	<input type="checkbox"/>	<input checked="" type="checkbox"/>	<input type="checkbox"/>	
5.10	Are surplus inert C&D materials only consist of earth, building debris and broken rock and concrete and free from marine mud, household refuse, plastic, metals, industrial and chemical waste, animal and vegetable matter, and other material considered unsuitable by the public filling supervisor?	<input checked="" type="checkbox"/>	<input type="checkbox"/>	<input type="checkbox"/>	
<u>Chemical / Fuel Storage Area</u>					
5.11	Are the fuel tanks and chemical storage areas provided with locks and sited on sealed areas?	<input type="checkbox"/>	<input checked="" type="checkbox"/>	<input type="checkbox"/>	
5.12	Are the storage areas labeled and separated (if needed)?	<input type="checkbox"/>	<input checked="" type="checkbox"/>	<input type="checkbox"/>	
5.13	Do the storage areas have adequate ventilation and be covered to prevent rainfall entering?	<input type="checkbox"/>	<input checked="" type="checkbox"/>	<input type="checkbox"/>	
5.14	Are the containers used for the storage of chemical wastes suitable for the substance that are holding, resist to corrosion, maintained in a good condition, and securely closed?	<input type="checkbox"/>	<input checked="" type="checkbox"/>	<input type="checkbox"/>	
5.15	Are proper measures to control oil spillage during maintenance or to control other chemicals spillage? (e.g. provide drip trays)	<input type="checkbox"/>	<input checked="" type="checkbox"/>	<input type="checkbox"/>	
<u>Chemical Waste / Waste Oil</u>					
5.16	Is chemical waste or waste oil stored and labeled in English and Chinese properly in designated area?	<input type="checkbox"/>	<input checked="" type="checkbox"/>	<input type="checkbox"/>	
5.17	Are chemicals and waste oil collected and stored for recycling or proper disposal?	<input type="checkbox"/>	<input checked="" type="checkbox"/>	<input type="checkbox"/>	
<u>Records</u>					
5.18	Is a licensed waste hauler used for waste collection?	<input type="checkbox"/>	<input checked="" type="checkbox"/>	<input type="checkbox"/>	
5.19	Are the records of quantities of wastes generated, recycled and disposed properly kept?	<input type="checkbox"/>	<input checked="" type="checkbox"/>	<input type="checkbox"/>	
5.20	For the demolition material/ waste, is the number of loads for each day recorded as appropriate?	<input type="checkbox"/>	<input checked="" type="checkbox"/>	<input type="checkbox"/>	
6	Landscape and Visual Impacts	N/A	Yes	No	Remarks
6.1	Is the work site confined within site boundaries?	<input type="checkbox"/>	<input checked="" type="checkbox"/>	<input type="checkbox"/>	
6.2	Is damage to surrounding areas avoided?	<input type="checkbox"/>	<input checked="" type="checkbox"/>	<input type="checkbox"/>	
7	Environmental Complaint	N/A	Yes	No	Remarks
7.1	Number of Environmental Complaint received from dd/mm/yyyy to dd/mm/yyyy?	<input checked="" type="checkbox"/>	<input type="checkbox"/>	<input type="checkbox"/>	
8	General Housekeeping	N/A	Yes	No	Remarks
8.1	Are potential stagnant pools cleared and mosquito breeding prevented?	<input type="checkbox"/>	<input checked="" type="checkbox"/>	<input type="checkbox"/>	
8.2	Are the defined boundaries of working areas identified to prevent loss of vegetation?	<input type="checkbox"/>	<input checked="" type="checkbox"/>	<input type="checkbox"/>	
9	Others	N/A	Yes	No	Remarks
9.1	Are the portable toilets maintained in a state, which will not deter the workers from utilizing these portable toilets?	<input type="checkbox"/>	<input checked="" type="checkbox"/>	<input type="checkbox"/>	

Follow up actions for pervious Site Audit:


Observations

NA

NA

Corrective Actions – Mitigation Measures Implemented or Proposed (if any):


Signature:
ET's representative



Name: June Lau

Date: 18/3/2022

Signature:
Contractor's representative



Name: Albert Leung

Date: 18 Mar 2022

Signature:
ET Leader



Name: C.H. Lau

Date: 18/03/2022

Signature:
SO's representative



Name: Nick LI

Date: 18/03/2022



Environmental Site Inspection Checklist – San Wai

Inspection Date: 24 Mar 2022 Inspected By: June Lee
 Time: 1400 Weather Condition: Fine
 Participants: Albert Leung, Nick Li

1	Permits/Licenses	N/A	Yes	No	Remarks
1.1	Are Environmental Permit, license/ other permit displayed at major site exit and vehicle access?	<input type="checkbox"/>	<input checked="" type="checkbox"/>	<input type="checkbox"/>	
1.2	Are Construction Noise Permits available for inspection?	<input type="checkbox"/>	<input checked="" type="checkbox"/>	<input type="checkbox"/>	
1.3	Is wastewater discharge license available for inspection?	<input type="checkbox"/>	<input checked="" type="checkbox"/>	<input type="checkbox"/>	
1.4	Are trip tickets for chemical waste and construction waste disposal available for inspection?	<input type="checkbox"/>	<input checked="" type="checkbox"/>	<input type="checkbox"/>	
1.5	Are relevant license/permits for disposal of construction waste or excavated materials available for inspection?	<input type="checkbox"/>	<input checked="" type="checkbox"/>	<input type="checkbox"/>	
2	Air Quality	N/A	Yes	No	Remarks
2.1	Is open burning avoided?	<input type="checkbox"/>	<input checked="" type="checkbox"/>	<input type="checkbox"/>	
2.2	Are speed controlled at 10 km/h on unpaved site areas?	<input type="checkbox"/>	<input checked="" type="checkbox"/>	<input type="checkbox"/>	
2.3	Are plant and equipment well maintained (i.e. without black smoke from powered plant)?	<input type="checkbox"/>	<input checked="" type="checkbox"/>	<input type="checkbox"/>	
2.4	Observed dust source(s): <input type="checkbox"/> Wind erosion <input type="checkbox"/> Vehicle/ Equipment Movements <input type="checkbox"/> Loading/ unloading of materials <input checked="" type="checkbox"/> Others: <u>Not observed</u>				
2.5	Are the work sites wetted with water twice a day?	<input type="checkbox"/>	<input checked="" type="checkbox"/>	<input type="checkbox"/>	
2.6	After removal of boulders, poles, pillars or temporary or permanent structures, are the entire surface sprayed with water or a dust suppression chemical immediately?	<input type="checkbox"/>	<input checked="" type="checkbox"/>	<input type="checkbox"/>	
2.7	Is the area involved demolished items covered entirely by impervious sheeting or placed in an area sheltered on the top and the 3 sides within a day of demolition?	<input type="checkbox"/>	<input checked="" type="checkbox"/>	<input type="checkbox"/>	
2.8	Are wheel washing facilities with high pressure water jet provided at all site exits if practicable?	<input type="checkbox"/>	<input checked="" type="checkbox"/>	<input type="checkbox"/>	
2.9	Are the areas of washing facilities and the road section between the washing facilities and the exit point paved with concrete, bituminous materials or hardcores?	<input type="checkbox"/>	<input checked="" type="checkbox"/>	<input type="checkbox"/>	
2.10	Are hoarding $\geq 2.4\text{m}$ tall provided beside roads or area with public access?	<input type="checkbox"/>	<input checked="" type="checkbox"/>	<input type="checkbox"/>	
2.11	Are main haul road paved with concrete, bituminous materials, hardcores or metal plates, and kept clear of dusty materials; or sprayed with water or a dust suppression chemical?	<input type="checkbox"/>	<input checked="" type="checkbox"/>	<input type="checkbox"/>	
2.12	Are construction site that is within 30m of a discernible or designated vehicle entrance or exit kept clear of dusty materials?	<input type="checkbox"/>	<input checked="" type="checkbox"/>	<input type="checkbox"/>	
2.13	Are all vehicles and plant cleaned before they leave the construction site?	<input type="checkbox"/>	<input checked="" type="checkbox"/>	<input type="checkbox"/>	
2.14	Are loaded dump trucks covered by impervious sheeting appropriately	<input type="checkbox"/>	<input checked="" type="checkbox"/>	<input type="checkbox"/>	

	before leaving the site?				
2.15	Are working areas of any excavation or earth moving operation sprayed with water or a dusty suppression chemical immediately?	<input type="checkbox"/>	<input checked="" type="checkbox"/>	<input type="checkbox"/>	
2.16	Is exposed earth properly treated by compaction, turfing, hydroseeding, vegetation planting or sealing with latex, vinyl, bitumen, concrete or other suitable surface stabilizer within 6 months after the last construction activity?	<input checked="" type="checkbox"/>	<input type="checkbox"/>	<input type="checkbox"/>	
2.17	Are stockpile of dusty material covered entirely by impervious sheeting; placed in an area sheltered on the top and the 3 sides; or sprayed with water or dust suppression chemical?	<input checked="" type="checkbox"/>	<input type="checkbox"/>	<input type="checkbox"/>	
2.18	Are unpaved areas / designated roads watered regularly to avoid dust generation?	<input type="checkbox"/>	<input checked="" type="checkbox"/>	<input type="checkbox"/>	
2.19	Are dusty materials covered entirely by impervious sheeting or sprayed with water?	<input checked="" type="checkbox"/>	<input type="checkbox"/>	<input type="checkbox"/>	
2.20	Is every stock of more than 20 bags of cement or dry pulverized fuel ash (PFA) covered entirely by impervious sheeting or placed in an area sheltered on the top and 3 sides?	<input checked="" type="checkbox"/>	<input type="checkbox"/>	<input type="checkbox"/>	
2.21	Are the approval or exempted NRMM labels painted or securely fixed on site machines or vehicles and displayed at a conspicuous position according to the Air Pollution Control (Non-road Mobile Machinery) (Emission) Regulation?	<input type="checkbox"/>	<input checked="" type="checkbox"/>	<input type="checkbox"/>	

3	Noise	N/A	Yes	No	Remarks
3.1	Are idle plant/equipments turned off or throttled down?	<input type="checkbox"/>	<input checked="" type="checkbox"/>	<input type="checkbox"/>	
3.2	Are silenced equipments or quiet plants utilized?	<input type="checkbox"/>	<input checked="" type="checkbox"/>	<input type="checkbox"/>	
3.3	Are the silencers or mufflers properly fitted on construction equipments and maintained regularly?	<input checked="" type="checkbox"/>	<input type="checkbox"/>	<input type="checkbox"/>	
3.4	Is temporary hoarding installed located on the site boundaries between noisy construction activities and NSRs?	<input checked="" type="checkbox"/>	<input type="checkbox"/>	<input type="checkbox"/>	
3.5	Are noise barriers (typically density @14kg/m ²) acoustic mat or full enclosure close to noise plants including air compressor, generators and saw etc. provided to protect NSRs?	<input type="checkbox"/>	<input checked="" type="checkbox"/>	<input type="checkbox"/>	
3.6	Do air compressors have valid noise labels?	<input type="checkbox"/>	<input checked="" type="checkbox"/>	<input type="checkbox"/>	
3.7	Are compressor operated with doors closed?	<input type="checkbox"/>	<input checked="" type="checkbox"/>	<input type="checkbox"/>	
3.8	QPME used with valid noise labels?	<input type="checkbox"/>	<input checked="" type="checkbox"/>	<input type="checkbox"/>	
3.9	Are construction activities planned so that parallel operation of several sets of equipment close to a given receiver is avoided?	<input type="checkbox"/>	<input checked="" type="checkbox"/>	<input type="checkbox"/>	
3.10	Major noise source(s): <input type="checkbox"/> Traffic <input type="checkbox"/> Construction activities inside of site <input type="checkbox"/> Construction activities outside of site <input type="checkbox"/> Others:				

4	Water Quality	N/A	Yes	No	Remarks
	<u>Construction Activities</u>				
4.1	Before a rainstorm, are exposed stockpiles covered with tarpaulin or impervious sheets?	<input type="checkbox"/>	<input checked="" type="checkbox"/>	<input type="checkbox"/>	
4.2	Are stockpiles of materials placed in the locations away from the drainage channel?	<input type="checkbox"/>	<input checked="" type="checkbox"/>	<input type="checkbox"/>	



4.3	Are site drainage systems and treatment facilities provided to minimize the water pollution?	<input type="checkbox"/>	<input checked="" type="checkbox"/>	<input type="checkbox"/>	
4.4	Is the treated effluent quality met the requirements specified in the discharge license?	<input type="checkbox"/>	<input checked="" type="checkbox"/>	<input type="checkbox"/>	
4.5	Is the sewage generated from toilets collected using a temporary storage system?	<input checked="" type="checkbox"/>	<input type="checkbox"/>	<input type="checkbox"/>	
4.6	Are sewage effluent and discharges from on-site kitchen facilities directed to public foul sewers or collected in a temporary storage tank if connection to public foul sewers is not feasible?	<input checked="" type="checkbox"/>	<input type="checkbox"/>	<input type="checkbox"/>	
4.7	Is a licensed waste collector employed to clean the chemical toilets and temporary storage tank on a regular basis?	<input type="checkbox"/>	<input checked="" type="checkbox"/>	<input type="checkbox"/>	
4.8	Is the storm drainage directed to storm drains via adequately designed sand/ silt removal facilities e.g. sand traps, silt traps and sediment basins?	<input type="checkbox"/>	<input checked="" type="checkbox"/>	<input type="checkbox"/>	
4.9	Are measures taken to prevent the washout of construction materials, soil, silt or debris into any drainage system?	<input type="checkbox"/>	<input checked="" type="checkbox"/>	<input type="checkbox"/>	
4.10	Are manholes adequately covered and temporarily sealed so as to prevent silt, construction materials or debris from getting into the drainage system, and prevent storm run-off getting into foul sewers?	<input checked="" type="checkbox"/>	<input type="checkbox"/>	<input type="checkbox"/>	
4.11	Is a wheel washing bay provided at every site exit?	<input type="checkbox"/>	<input checked="" type="checkbox"/>	<input type="checkbox"/>	
4.12	Is the wheel wash overflow directed to silt removal facilities before being discharged to the storm drain?	<input type="checkbox"/>	<input checked="" type="checkbox"/>	<input type="checkbox"/>	
4.13	Is the section of construction road between the wheel washing bay and the public road surfaced with crushed stone or coarse gravel?	<input type="checkbox"/>	<input checked="" type="checkbox"/>	<input type="checkbox"/>	
4.14	Does the surface runoff from bunded areas pass through oil/grease traps prior to discharge to the storm water system?	<input checked="" type="checkbox"/>	<input type="checkbox"/>	<input type="checkbox"/>	
4.15	Are sedimentation tanks or package treatment systems provided to treat the large amount of sediment-laden wastewater generated from wheel washing, site runoff and construction works?	<input type="checkbox"/>	<input checked="" type="checkbox"/>	<input type="checkbox"/>	
5	Waste / Chemical Management	N/A	Yes	No	Remarks
	<u>General Waste</u>				
5.1	Are sufficient waste disposal points provided?	<input type="checkbox"/>	<input checked="" type="checkbox"/>	<input type="checkbox"/>	
5.2	Is waste disposed regularly?	<input type="checkbox"/>	<input checked="" type="checkbox"/>	<input type="checkbox"/>	
5.3	Is the general waste generated on-site stored in enclosed bins or compaction units separately from the construction and chemical wastes?	<input type="checkbox"/>	<input checked="" type="checkbox"/>	<input type="checkbox"/>	
5.4	Are separated labeled containers/ areas provided for facilitating recycling and waste segregation?	<input type="checkbox"/>	<input checked="" type="checkbox"/>	<input type="checkbox"/>	
	<u>Construction Waste</u>				
5.5	Are the temporary stockpiles maintained regularly?	<input type="checkbox"/>	<input checked="" type="checkbox"/>	<input type="checkbox"/>	
5.6	Are the C&D materials sorted and recycled on-site?	<input type="checkbox"/>	<input checked="" type="checkbox"/>	<input type="checkbox"/>	
5.7	Are the public fill and C&D waste segregated and stored in different containers or skips to enhance reuse or recycling of materials and their proper disposal?	<input type="checkbox"/>	<input checked="" type="checkbox"/>	<input type="checkbox"/>	
5.8	Is the segregation and storage of C&D wastes undertaken in designated area?	<input type="checkbox"/>	<input checked="" type="checkbox"/>	<input type="checkbox"/>	

5.9	Are waste storage area properly cleaned and do not cause windblown litter and dust nuisance?	<input type="checkbox"/>	<input checked="" type="checkbox"/>	<input type="checkbox"/>	
5.10	Are surplus inert C&D materials only consist of earth, building debris and broken rock and concrete and free from marine mud, household refuse, plastic, metals, industrial and chemical waste, animal and vegetable matter, and other material considered unsuitable by the public filling supervisor?	<input checked="" type="checkbox"/>	<input type="checkbox"/>	<input type="checkbox"/>	
<u>Chemical / Fuel Storage Area</u>					
5.11	Are the fuel tanks and chemical storage areas provided with locks and sited on sealed areas?	<input type="checkbox"/>	<input checked="" type="checkbox"/>	<input type="checkbox"/>	
5.12	Are the storage areas labeled and separated (if needed)?	<input type="checkbox"/>	<input checked="" type="checkbox"/>	<input type="checkbox"/>	
5.13	Do the storage areas have adequate ventilation and be covered to prevent rainfall entering?	<input type="checkbox"/>	<input checked="" type="checkbox"/>	<input type="checkbox"/>	
5.14	Are the containers used for the storage of chemical wastes suitable for the substance that are holding, resist to corrosion, maintained in a good condition, and securely closed?	<input type="checkbox"/>	<input checked="" type="checkbox"/>	<input type="checkbox"/>	
5.15	Are proper measures to control oil spillage during maintenance or to control other chemicals spillage? (e.g. provide drip trays)	<input type="checkbox"/>	<input checked="" type="checkbox"/>	<input type="checkbox"/>	
<u>Chemical Waste / Waste Oil</u>					
5.16	Is chemical waste or waste oil stored and labeled in English and Chinese properly in designated area?	<input type="checkbox"/>	<input checked="" type="checkbox"/>	<input type="checkbox"/>	
5.17	Are chemicals and waste oil collected and stored for recycling or proper disposal?	<input type="checkbox"/>	<input checked="" type="checkbox"/>	<input type="checkbox"/>	
<u>Records</u>					
5.18	Is a licensed waste hauler used for waste collection?	<input type="checkbox"/>	<input checked="" type="checkbox"/>	<input type="checkbox"/>	
5.19	Are the records of quantities of wastes generated, recycled and disposed properly kept?	<input type="checkbox"/>	<input checked="" type="checkbox"/>	<input type="checkbox"/>	
5.20	For the demolition material/ waste, is the number of loads for each day recorded as appropriate?	<input type="checkbox"/>	<input checked="" type="checkbox"/>	<input type="checkbox"/>	
6	Landscape and Visual Impacts	N/A	Yes	No	Remarks
6.1	Is the work site confined within site boundaries?	<input type="checkbox"/>	<input checked="" type="checkbox"/>	<input type="checkbox"/>	
6.2	Is damage to surrounding areas avoided?	<input type="checkbox"/>	<input checked="" type="checkbox"/>	<input type="checkbox"/>	
7	Environmental Complaint	N/A	Yes	No	Remarks
7.1	Number of Environmental Complaint received from dd/mm/yyyy to dd/mm/yyyy?	<input checked="" type="checkbox"/>	<input type="checkbox"/>	<input type="checkbox"/>	
8	General Housekeeping	N/A	Yes	No	Remarks
8.1	Are potential stagnant pools cleared and mosquito breeding prevented?	<input type="checkbox"/>	<input checked="" type="checkbox"/>	<input type="checkbox"/>	
8.2	Are the defined boundaries of working areas identified to prevent loss of vegetation?	<input type="checkbox"/>	<input checked="" type="checkbox"/>	<input type="checkbox"/>	
9	Others	N/A	Yes	No	Remarks
9.1	Are the portable toilets maintained in a state, which will not deter the workers from utilizing these portable toilets?	<input type="checkbox"/>	<input checked="" type="checkbox"/>	<input type="checkbox"/>	

Follow up actions for pervious Site Audit:

Observations


NA

NA

Corrective Actions – Mitigation Measures Implemented or Proposed (if any):

Signature:

ET's representative




Name: June Lau

Date: 24 Mar 2022

Signature:

Contractor's representative



Name: ALBERT LEUNG

Date: 24 Mar 2022

Signature:

ET Leader




Name: C.L. Lau

Date: 24/03/2022

Signature:

SO's representative

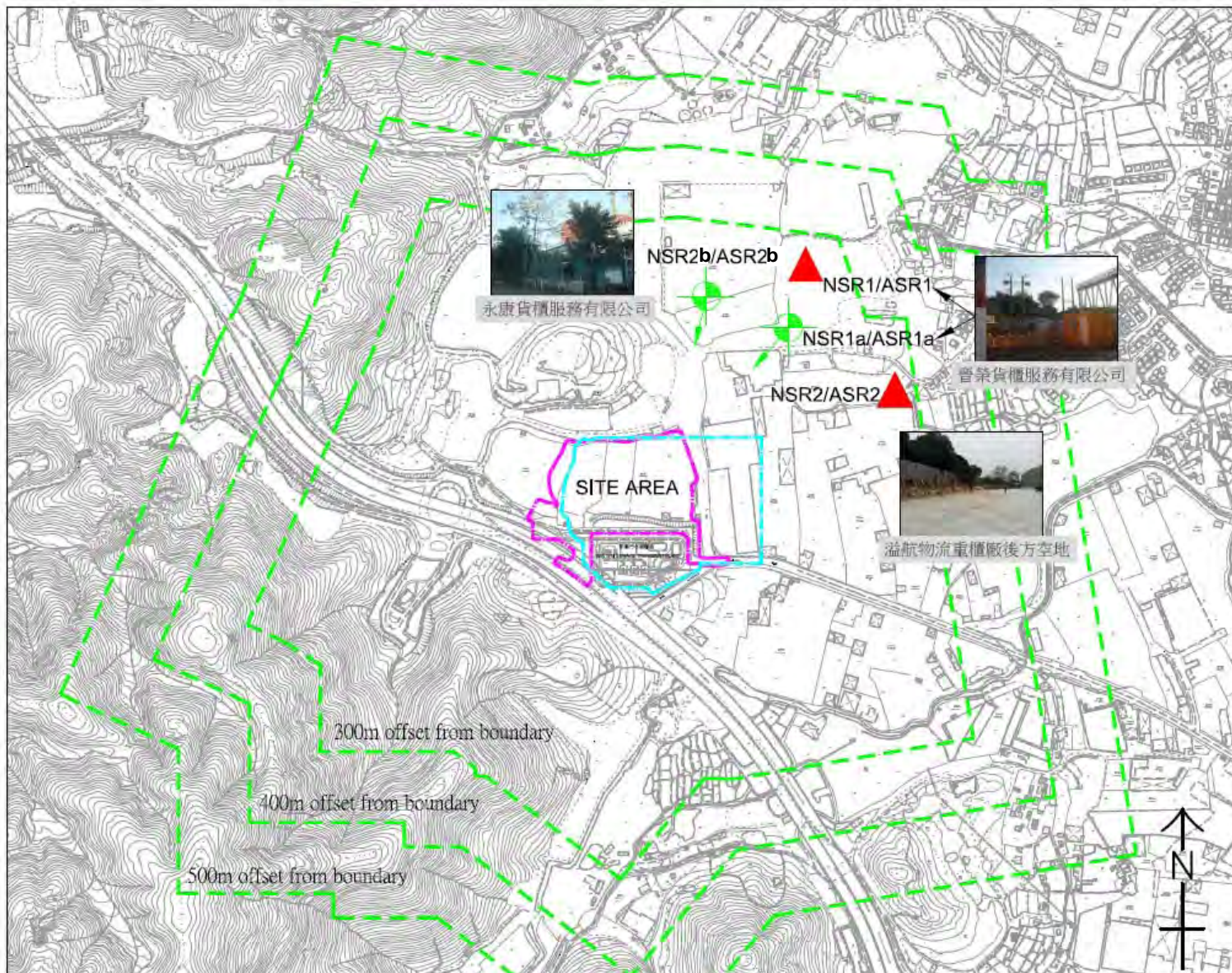


Name: Nick LI

Date: 24/03/2022

Figure 1

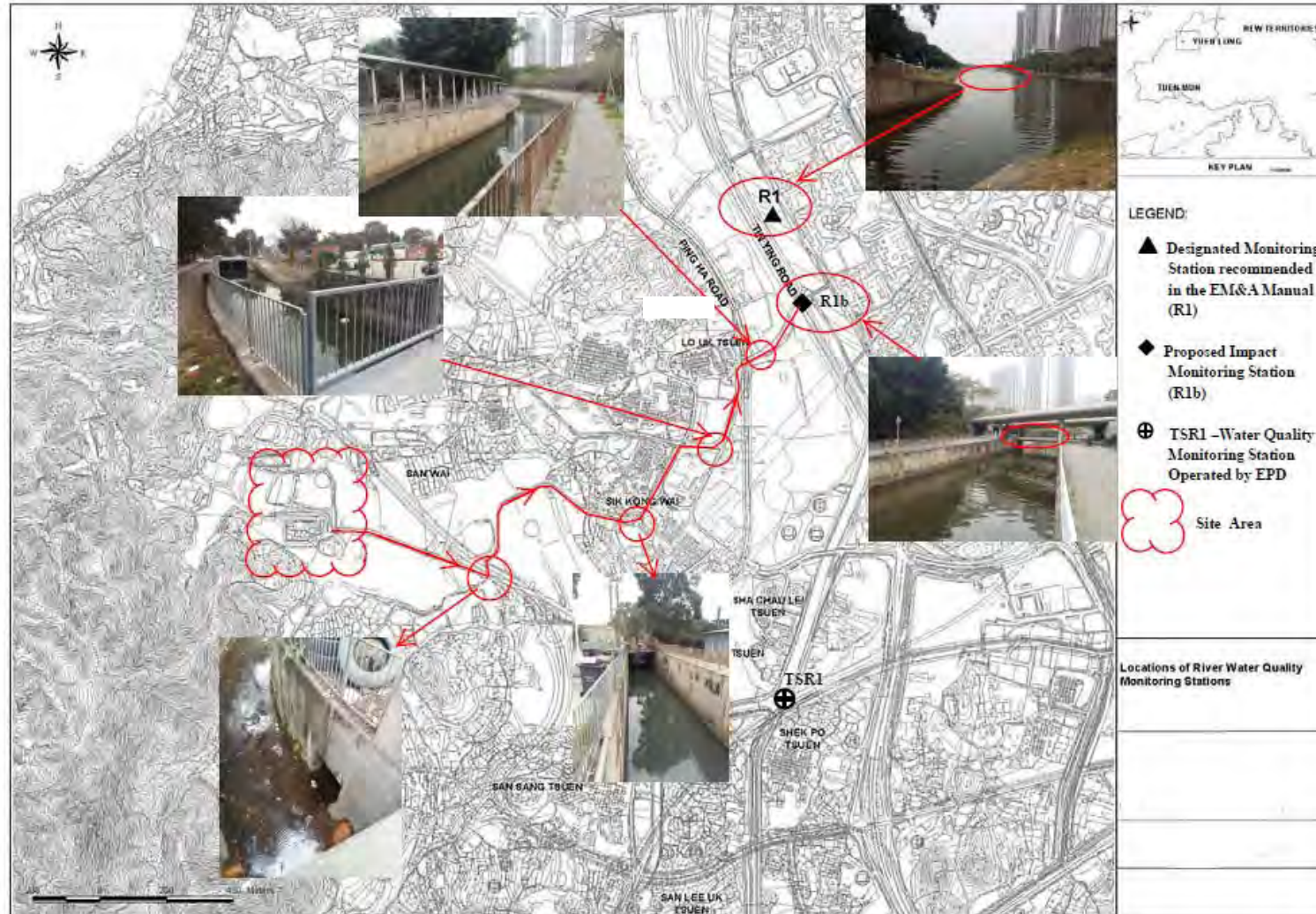
Locations of Air Quality and Noise Monitoring Stations



Project: Contract No. DC/2013/10 -Design, Build and Operate San Wai Sewage Treatment Works – Phase 1
Figure 1 Locations of Air Quality and Noise Monitoring Stations

Figure 2

Locations of Water Quality Monitoring Station



Project: Contract No. DC/2013/10 - Design, Build and Operate San Wai Sewage Treatment Works – Phase 1
Figure 2 Locations of Water Quality Monitoring Station