

Our Ref: WMA20002/AECOM/mmm220808\_C2.5

**AECOM**

8/F Grand Central Plaza Tower 2  
138 Shatin Rural Committee Road  
Shatin, Hong Kong

**By Mail**  
8<sup>th</sup> August 2022

**Attn.: Mr. Chris Ho**

Dear Mr. Ho,

**Service Contract No. NDO 04/2019**

**Environmental Team for Environmental Monitoring and Audit Works in Construction Phase for the First Phase Development of Kwu Tung North and Fanling North New Development Areas**

**- Contract No.: ND/2019/02 Kwu Tung North New Development Area, Phase 1: Roads and Drains Between Kwu Tung North New Development Area and Shek Wu Hui**

**Environmental Permit No. EP-469/2013:**


**Submission of Location Plans (Condition 2.5)**

I refer to the updated Location Plans (EP Condition 2.5) submitted by the Contractor (Chun Wo - Kwan Lee Joint Venture) of the captioned Contract (ND/2019/02) via email dated 3<sup>rd</sup> August 2022.

I am pleased to inform you that I have no further comment and I hereby agree to certify the above document in accordance with the Environmental Permit (No. EP-469/2013), Condition 2.5.

If you need any further information, please call our Mr. Marco Ma at 2151 2073 or me at 2151 2089 / 9161 7287.

Yours faithfully,  
WELLAB Limited



Dr. Priscilla Choy  
Environmental Team Leader

c.c. CEDD (Attn: Mr. Raymond Cheng)  
IEC - Mott MacDonald Hong Kong Ltd  
(Attn.: Mr. Thomas Chan)  
Contractor - Chun Wo - Kwan Lee Joint Venture  
(Attn.: Mr. Kenneth Chan)

By e-mail: kmcheng@cedd.gov.hk

By e-mail: Thomas.Chan@mottmac.com

By e-mail: chan.kiuli@chunwo.com

AECOM  
8F, Tower 2, Grand Central Plaza  
138 Shatin Rural Committee Road  
Shatin, N.T. Hong Kong

**Attention: Mr. Chris Ho**

**Your Reference**

**Our Reference**

EC/TC/df/414202/L0138

3/F Manulife Place  
348 Kwun Tong Road  
Kowloon  
Hong Kong

T +852 2828 5757  
F +852 2827 1823  
mottmac.hk

**Agreement No. CE 33/2019 (EP)**

**Independent Environmental Checker for Environmental Monitoring and Audit Works in Construction Phase for the First Phase Development of Kwu Tung North and Fanling North New Development Areas – Investigation**

**Contract No. ND/2019/02 Kwu Tung North New Development Area, Phase 1:  
Roads and Drains between Kwu Tung North New Development Area and Shek Wu Hui -  
Environmental Permit No. EP-469/2013: Submission of Location Plans (Condition 2.5)**

8 August 2022

**BY EMAIL**

Reference is made to the Contractor's (Chun Wo - Kwan Lee Joint Venture) submission of the updated Location Plans (EP Condition 2.5) of the captioned Contract (ND/2019/02) in accordance with the Environmental Permit (No. EP-469/2013) certified by the ET Leader on 8 August 2022.

We would like to inform you that we have no adverse comment on the captioned submission. Therefore we write to verify the captioned submission in accordance with the requirement stipulated in Condition 1.9 and 2.5 of EP-469/2013.

Should you have any queries, please contact the undersigned at 2828 5967.

Yours faithfully,  
For and on behalf of the  
Mott MacDonald Hong Kong Limited



Ir Thomas Chan  
Independent Environmental Checker  
T +852 2828 5967  
Thomas.Chan@mottmac.com

c.c.

CEDD

Wellab Ltd.

Chun Wo - Kwan Lee Joint Venture

Mr. Mr. Raymond  
Cheng

Dr. Priscilla Choy

Ms. Ivy Tam

Mr. Kenneth Chan

kmcheng@cedd.gov.hk

priscilla.choy@wellab.com.hk

ivy.tam@wellab.com.hk

chan.kiuli@chunwo.com

**Summary of Submission (EP-469/2013) condition 2.5.**

## Submission of Layout Plan

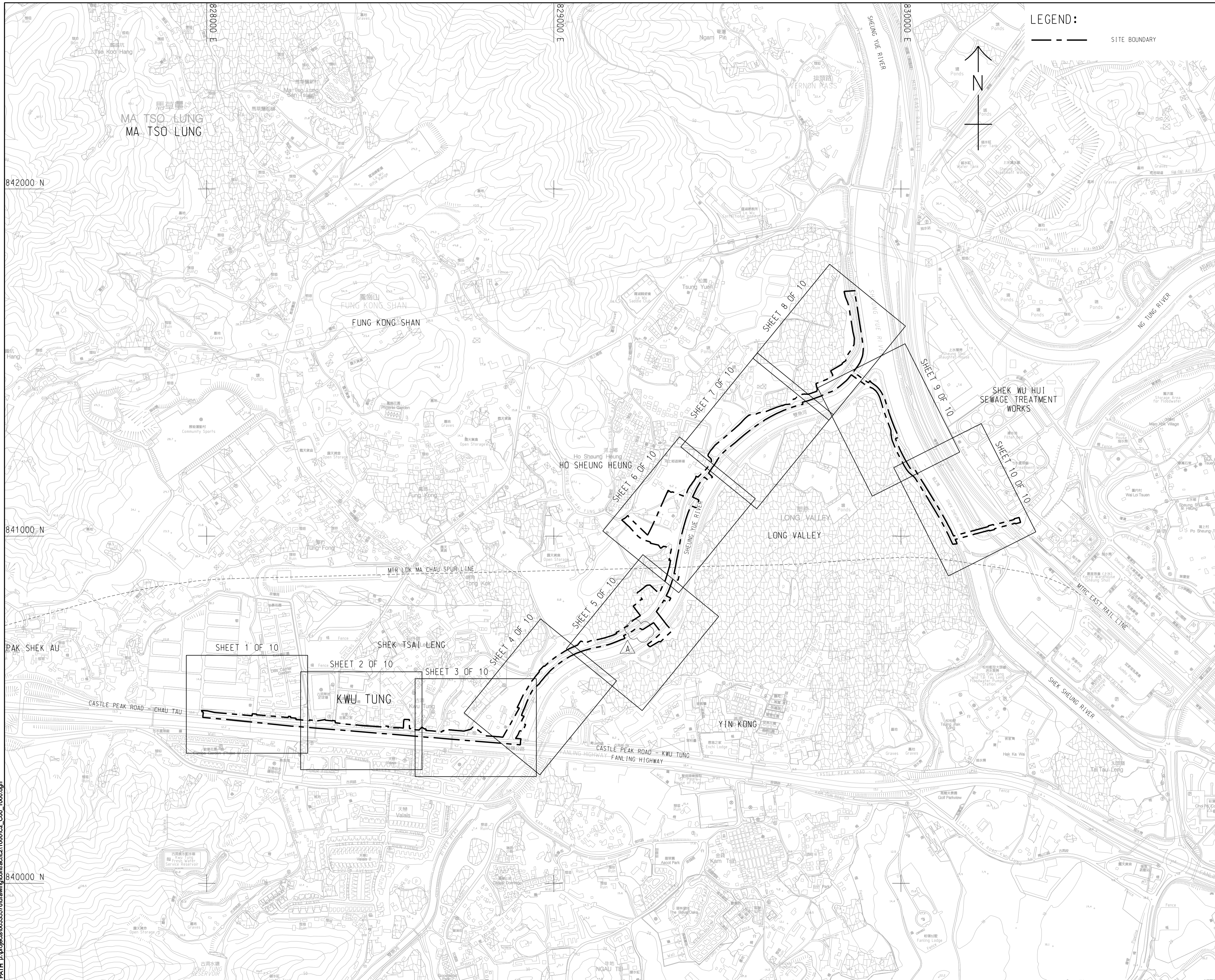
EP's Condition 2.5: The Permit holder shall, no later than 2 weeks before the commencement of construction of the Project, deposit four hard copies and one electronic copy of location plan(s) of the Project with a scale of 1:1000 or other appropriate scale as agreed with the Director. The plans shall include the details the works boundaries, works area, vertical and horizontal alignments of the roads and any other major facilities; and the location of key environmental mitigation measures.

Table of Summary of Submission.

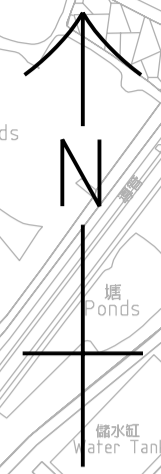
EP required detail	Layout Plan Details			
	Detail	Reference No.	Scale	Remarks
Works Boundaries	Key Plan of the Contract	60335576/C2/C00/1000A	A1 1:5000	Scale not in 1:1000 For indication of following layout plans only
Works Area	Portion 1, 2	60335576/C2/C00/1031	A1 1:1000	
	Portion 2,3,8	60335576/C2/C00/1032		
	Portion 4,7,8,9,10,11	60335576/C2/C00/1033A		
	WA2, Portion 4,5	60335576/C2/C00/1034		
	WA2, Portion 4,5,6	60335576/C2/C00/1035		
Vertical and Horizontal alignment of the Roads and any other major facilities	Footpath	60335576/C2/C00/3001A	A3 1:1000	
	Village road	60335576/C2/C00/3002		
The location of key environmental mitigation measures	Location of 2m high dull green barrier will be erected (condition 2.7)	60335576/C2/C00/1021	A1 1:1000	
		60335576/C2/C00/1022		
		60335576/C2/C00/1023B		
		60335576/C2/C00/1024		
		60335576/C2/C00/1025		

EP required details	Detail	Reference No.	Scale	Remark
Footbridge	Footbridge FK2 General Arrangement	60335576/C2/C00/4011A	1:500 @A1	
		60335576/C2/C00/4012B	1:250 @A1	
		60335576/C2/C00/4013A	As shown	
		60335576/C2/C00/4014	As shown	
		60335576/C2/C00/4015	1:100 @A1	
		60335576/C2/C00/4016A	As shown	
		60335576/C2/C00/4017A	As shown	
		60335576/C2/C00/4018A	As shown	
Visitor Centre	Location Plan	60335576/C2/C00/6001A	1:60 @A1	
	B/F Plan	60335576/C2/C00/6002B	1:60 @A1	
	G/F Plan	60335576/C2/C00/6003B	1:60 @A1	
	1/F Plan	60335576/C2/C00/6004B	1:60 @A1	
	R/F Plan	60335576/C2/C00/6005A	1:60 @A1	
	G/F Reflected Ceiling Plan	60335576/C2/C00/6006A	1:60 @A1	
	1/F Reflected Ceiling Plan	60335576/C2/C00/6007A	1:50 @A1	
	Long Section	60335576/C2/C00/6008B	1:60 @A1	
	Short Section	60335576/C2/C00/6009B	1:60 @A1	
	South & West Elevation	60335576/C2/C00/6010A	1:60 @A1	
	North & East Elevation	60335576/C2/C00/6011A	1:60 @A1	

EP required details	Detail	Reference No.	Scale	Remark
Sewage Pumping Station	KTN Sewage Pumping Station – General Layout Plan	60335576/C2/C00/5501A	1:200 @A1	
	KTN Sewage Pumping Station – Sectional Layout Sheet 1 of 5	60335576/C2/C00/5521B	1:100 @A1	
	KTN Sewage Pumping Station – Sectional Layout Sheet 2 of 5	60335576/C2/C00/5522B	1:100 @A1	
	KTN Sewage Pumping Station – Sectional Layout Sheet 3 of 5	60335576/C2/C00/5523B	1:100 @A1	
	KTN Sewage Pumping Station – Sectional Layout Sheet 4 of 5	60335576/C2/C00/5524B	1:100 @A1	
	KTN Sewage Pumping Station – Sectional Layout Sheet 5 of 5	60335576/C2/C00/5525A	1:100 @A1	
	KTN Sewage Pumping Station – General Arrangement	60335576/C2/C00/5526B	As shown	
Sewage Pumping Station	Deodorization System – Sewage Pumping Station E&M Design	60335576/C2/C00/5551B	1:100 @A1	
		60335576/C2/C00/5552B	1:100 @A1	
		60335576/C2/C00/5553B	1:100 @A1	



LEGEND:  
 - - - - - SITE BOUNDARY



Title of Designated Project:  
 Sewage Pumping Station in  
 Kwu Tung North New  
 Development Area

Contract No.: ND/2019/02  
 Contract Title: Kwu Tung  
 North New Development Area,  
 Phase 1: Road and Drains be-  
 tween Kwu Tung North New  
 Development Area and Shek  
 Wu Hui

CLIENT  
 土木工務拓展署  
 Civil Engineering and  
 Development Department

CONSULTANT  
 土研顧問公司  
 AECOM Asia Company Ltd.  
 www.aecom.com

SUB-CONSULTANTS  
 分判工務顧問公司

ISSUE/REVISION			
修訂			
I/R	DATE	DESCRIPTION	CHK.
修訂	日期	內容摘要	收狀
A	OCT-19	TENDER ADDENDUM NO. 2	CYH
-	SEP-19	TENDER DRAWING	CYH

STATUS  
 擬定

SCALE  
 比例  
 A1 1 : 5000

DIMENSION UNIT  
 尺寸單位  
 METRES

KEY PLAN  
 索引圖

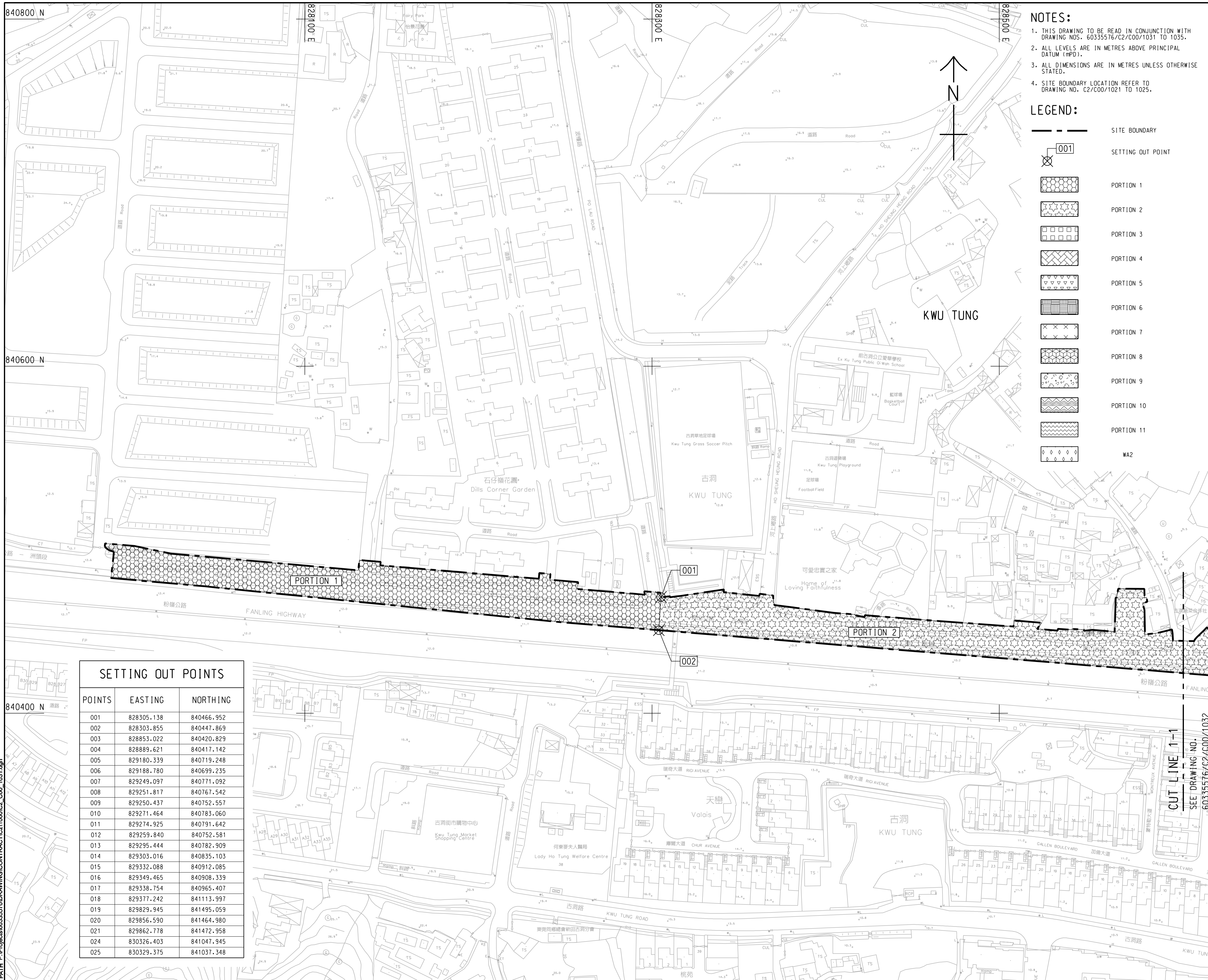
PROJECT NO.  
 項目編號  
 60335576

CONTRACT NO.  
 合約編號  
 ND/2019/02

SHEET TITLE  
 圖紙名稱  
 KEY PLAN

SHEET NUMBER  
 圖紙編號  
 60335576/C2/C00/1000A

This drawing has been prepared for the use of AECOM's client. It may not be used, modified, reproduced or relied upon by third parties, except as agreed by AECOM or as required by law. AECOM accepts no responsibility, and denies any liability whatsoever, to any party that uses or relies on this drawing without AECOM's express written consent. All measurements must be obtained from the stated dimensions.



**NOTES:**

1. THIS DRAWING TO BE READ IN CONJUNCTION WITH DRAWING NOS. 60335576/C2/C00/1031 TO 1035.
2. ALL LEVELS ARE IN METRES ABOVE PRINCIPAL DATUM (MPD).
3. ALL DIMENSIONS ARE IN METRES UNLESS OTHERWISE STATED.
4. SITE BOUNDARY LOCATION REFER TO DRAWING NO. C2/C00/1021 TO 1025.

**LEGEND:**

- SITE BOUNDARY
- 001 SETTING OUT POINT
- PORTION 1
- PORTION 2
- PORTION 3
- PORTION 4
- PORTION 5
- PORTION 6
- PORTION 7
- PORTION 8
- PORTION 9
- PORTION 10
- PORTION 11
- WA2

SETTING OUT POINTS		
POINTS	EASTING	NORTHING
001	828305.138	840466.952
002	828303.855	840447.869
003	828853.022	840420.829
004	828889.621	840417.142
005	829180.339	840719.248
006	829188.780	840699.235
007	829249.097	840771.092
008	829251.817	840767.542
009	829250.437	840752.557
010	829271.464	840783.060
011	829274.925	840791.642
012	829259.840	840752.581
013	829295.444	840782.909
014	829303.016	840835.103
015	829332.088	840912.085
016	829349.465	840908.339
017	829338.754	840965.407
018	829377.242	841113.997
019	829829.945	841495.059
020	829856.590	841464.980
021	829862.778	841472.958
024	830326.403	841047.945
025	830329.375	841037.348

This drawing has been prepared for the use of AECOM's client. It may not be used, modified, reproduced or relied upon by third parties, except as agreed by AECOM or as required by law. AECOM accepts no responsibility, and denies any liability whatsoever, to any party that uses or relies on this drawing without AECOM's express written consent. Do not scale this document. All measurements must be obtained from the stated dimensions.

**Title of Designated Project:**  
 Sewage Pumping Station in Kwu Tung North New Development Area

**Contract No.:** ND/2019/02  
**Contract Title:** Kwu Tung North New Development Area, Phase 1: Road and Drains between Kwu Tung North New Development Area and Shek Wu Hui

**CLIENT**  
 土木工程拓展署  
 Civil Engineering and Development Department

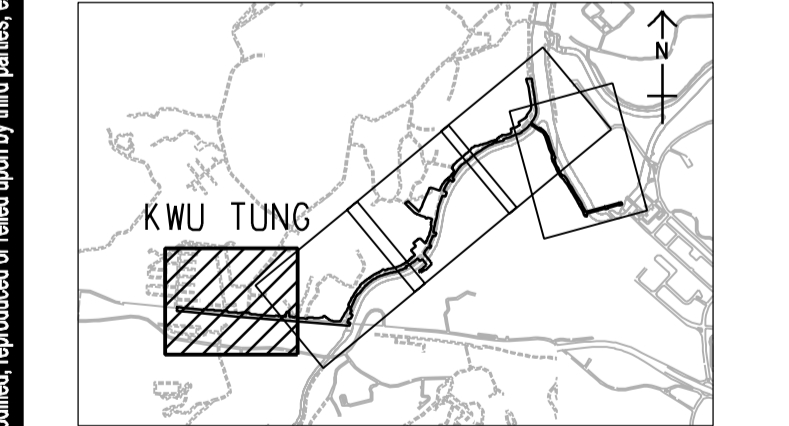
**CONSULTANT**  
 工務顧問公司  
 AECOM Asia Company Ltd.  
 www.aecom.com

**SUB-CONSULTANTS**  
 分判工務顧問公司

ISSUE/REVISION			
NO.	DATE	DESCRIPTION	CHK.
-	SEP-19	TENDER DRAWING	CYCH
I/R	日期	內容描述	核核

**SCALE**  
 比例: A1 1:1000  
**DIMENSION UNIT**  
 尺寸單位: METRES

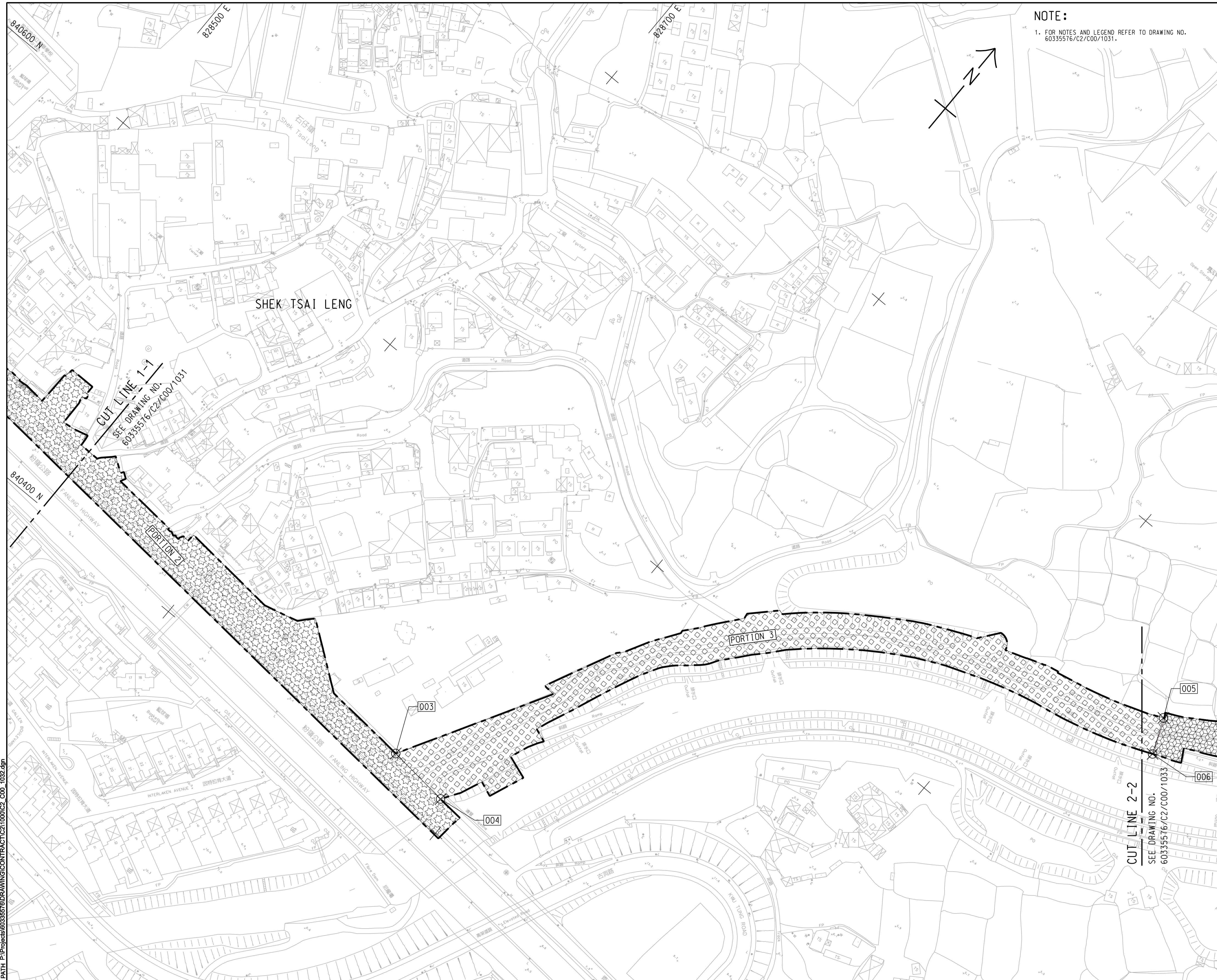
**KEY PLAN** A1 1:40000  
 索引圖



**PROJECT NO.**  
 項目編號: 60335576  
**CONTRACT NO.**  
 合約編號: ND/2019/02

**SHEET TITLE**  
 圖紙名稱: PORTION OF SITE

**SHEET NUMBER**  
 圖紙編號: 60335576/C2/C00/1031



**NOTE:**  
 1. FOR NOTES AND LEGEND REFER TO DRAWING NO. 60335576/C2/C00/1031.

**Title of Designated Project:**  
 Sewage Pumping Station in Kwu Tung North New Development Area

**Contract No.:** ND/2019/02  
**Contract Title:** Kwu Tung North New Development Area, Phase 1: Road and Drains between Kwu Tung North New Development Area and Shek Wu Hui

**CLIENT**  
 土木工務發展署  
**CEDD**  
 Civil Engineering and Development Department

**CONSULTANT**  
 工程師有限公司  
**AECOM Asia Company Ltd.**  
 www.aecom.com

**SUB-CONSULTANTS**  
 分判工程師有限公司

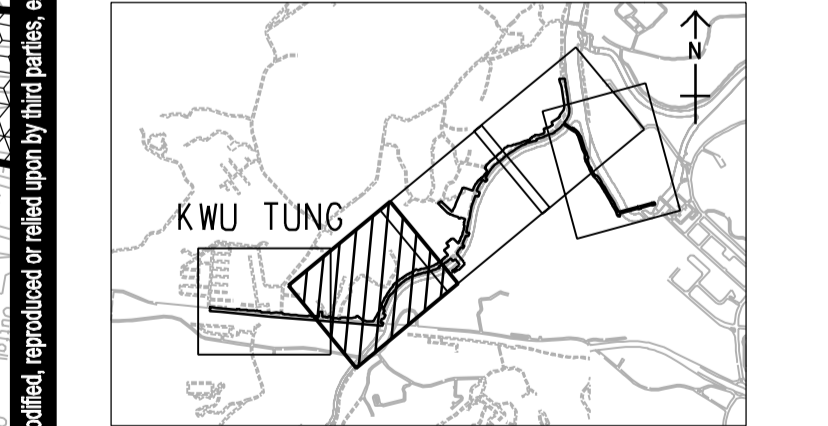
**ISSUE/REVISION**

I/R	DATE	DESCRIPTION	CHK.
-	SEP-19	TENDER DRAWING	CYCH

**STATUS**  
 備核

**SCALE**  
 1:1000  
**DIMENSION UNIT**  
 METRES

**KEY PLAN** A1 1:40000  
 索引圖



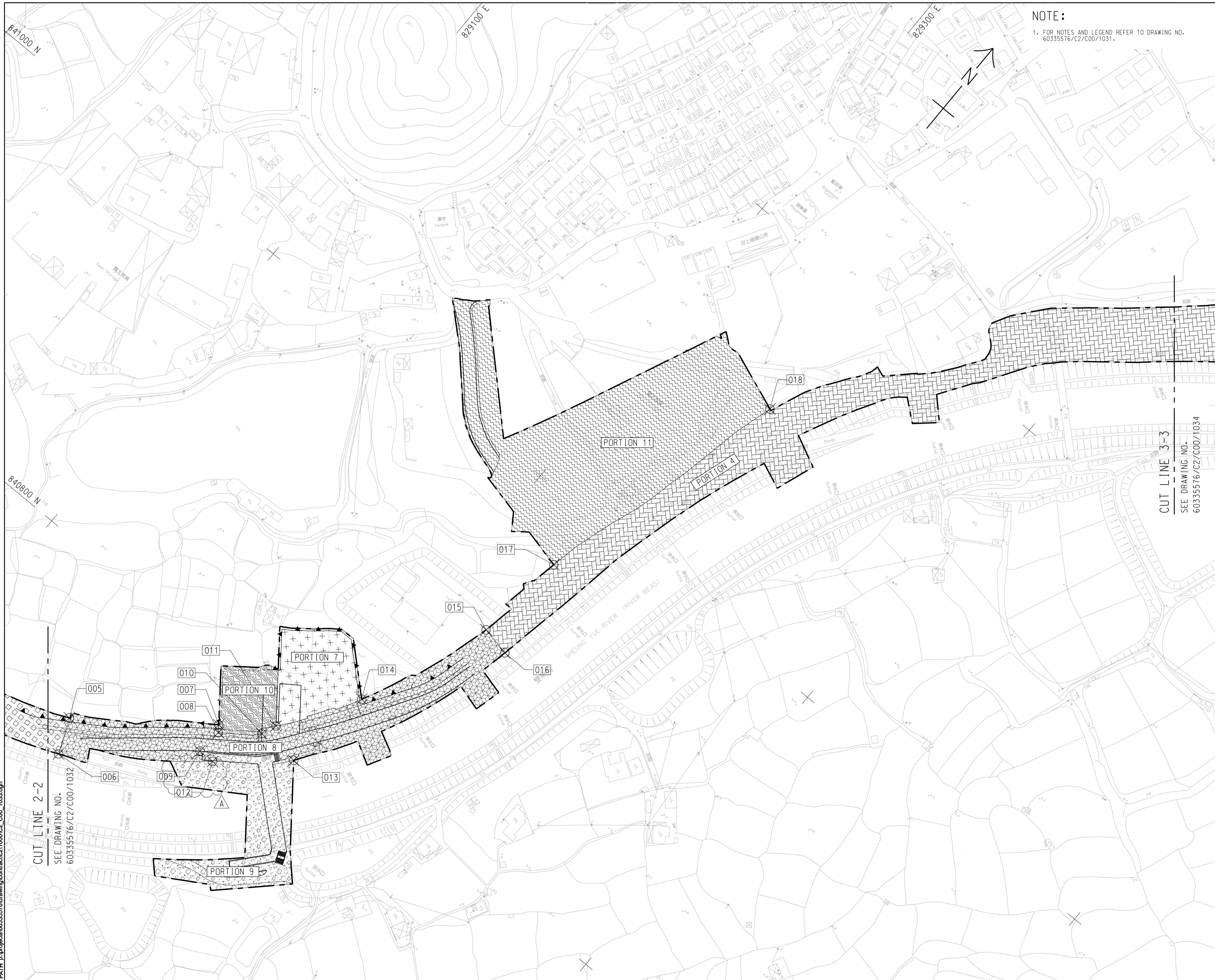
**PROJECT NO.**  
 項目編號  
 60335576  
**CONTRACT NO.**  
 合約編號  
 ND/2019/02

**SHEET TITLE**  
 圖紙名稱  
 PORTION OF SITE

**SHEET NUMBER**  
 圖紙編號  
 60335576/C2/C00/1032

This drawing has been prepared for the use of AECOM's client. It may not be used, modified, reproduced or relied upon by third parties, except as agreed by AECOM or as required by law. AECOM accepts no responsibility, and denies any liability whatsoever, to any party that uses or relies on this drawing without AECOM's express written consent. Do not scale this document. All measurements must be obtained from the stated dimensions.





NOTE:  
 1. FOR NOTES AND LEGEND REFER TO DRAWING NO. 60335576/C2/C00/1031.

Title of Designated Project:  
 Sewage Pumping Station in  
 Kwu Tung North New  
 Development Area

Contract No.: ND/2019/02  
 Contract Title: Kwu Tung  
 North New Development Area,  
 Phase 1: Road and Drains be-  
 tween Kwu Tung North New  
 Development Area and Shek  
 Wu Hui

CLIENT  
 土木工程拓展署  
 CEDD Civil Engineering and  
 Development Department

CONSULTANT  
 工程師有限公司  
 AECOM Asia Company Ltd.  
 www.aecom.com

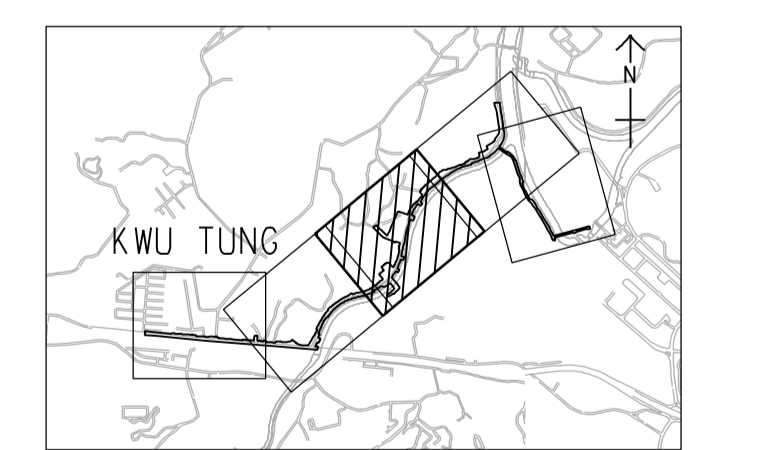
SUB-CONSULTANTS  
 分判工程師有限公司

ISSUE/REVISION

NO.	DATE	DESCRIPTION	CHK.
A	OCT-19	TENDER ADDENDUM NO. 2	CYH
-	SEP-19	TENDER DRAWING	CYH

STATUS  
 備註

SCALE  
 比例 A1 1:1000  
 DIMENSION UNIT  
 尺寸單位 METRES

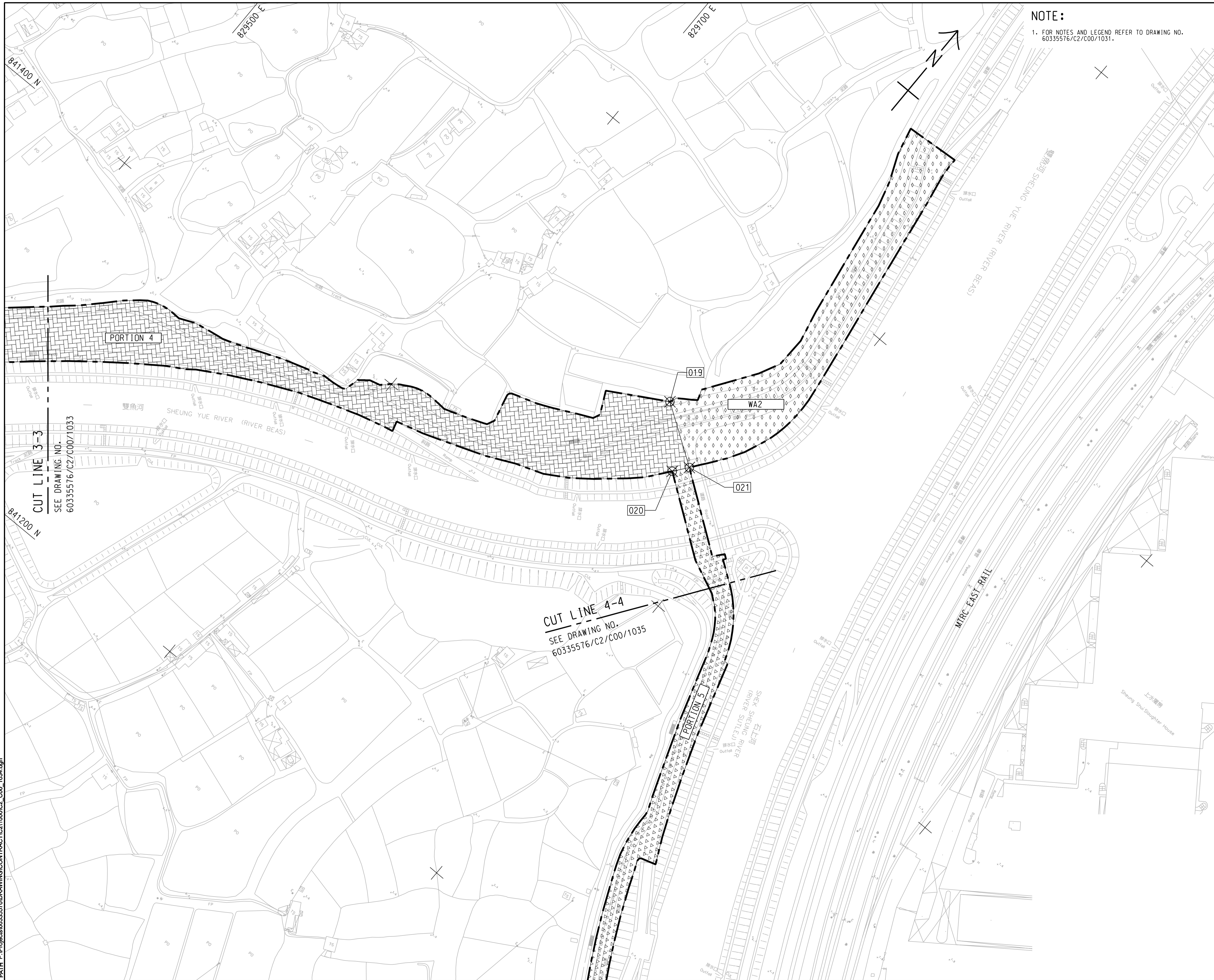


PROJECT NO.  
 項目編號 60335576  
 CONTRACT NO.  
 合約編號 ND/2019/02

SHEET TITLE  
 圖紙名稱 PORTION OF SITE

SHEET NUMBER  
 圖紙編號 60335576/C2/C00/1033A

This drawing has been prepared for the use of AECOM's client. It may not be used, modified, reproduced or relied upon by third parties, except as agreed by AECOM or as required by law. AECOM accepts no responsibility, and denies any liability whatsoever, to any party that uses or relies on this drawing without AECOM's express written consent. All measurements must be obtained from the stated dimensions.



**NOTE:**  
 1. FOR NOTES AND LEGEND REFER TO DRAWING NO. 60335576/C2/C00/1031.

**Title of Designated Project:**  
 Sewage Pumping Station in Kwu Tung North New Development Area

**Contract No.:** ND/2019/02  
**Contract Title:** Kwu Tung North New Development Area, Phase 1: Road and Drains between Kwu Tung North New Development Area and Shek Wu Hui

**CLIENT**  
 土木工務發展署  
 Civil Engineering and Development Department

**CONSULTANT**  
 工程師有限公司  
 AECOM Asia Company Ltd.  
 www.aecom.com

**SUB-CONSULTANTS**  
 分判工程師有限公司

**ISSUE/REVISION**

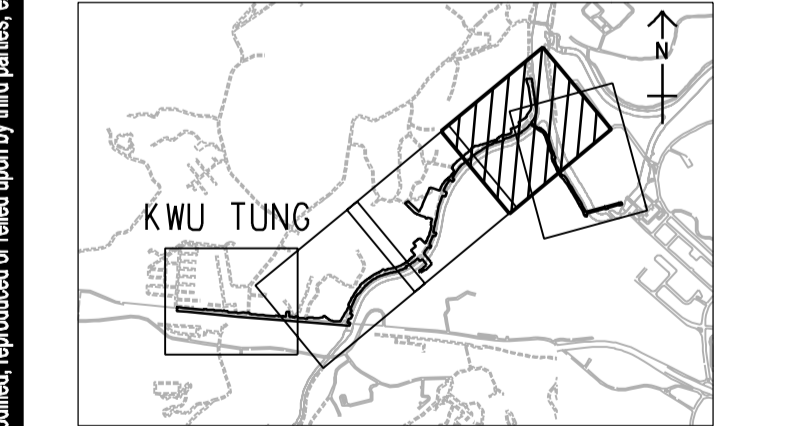
I/R	DATE	DESCRIPTION	CHK.
-	SEP-19	TENDER DRAWING	CYCH

**STATUS**  
 備核

**SCALE**  
 比例: A1 1: 1000

**DIMENSION UNIT**  
 尺寸單位: METRES

**KEY PLAN** A1 1: 40000



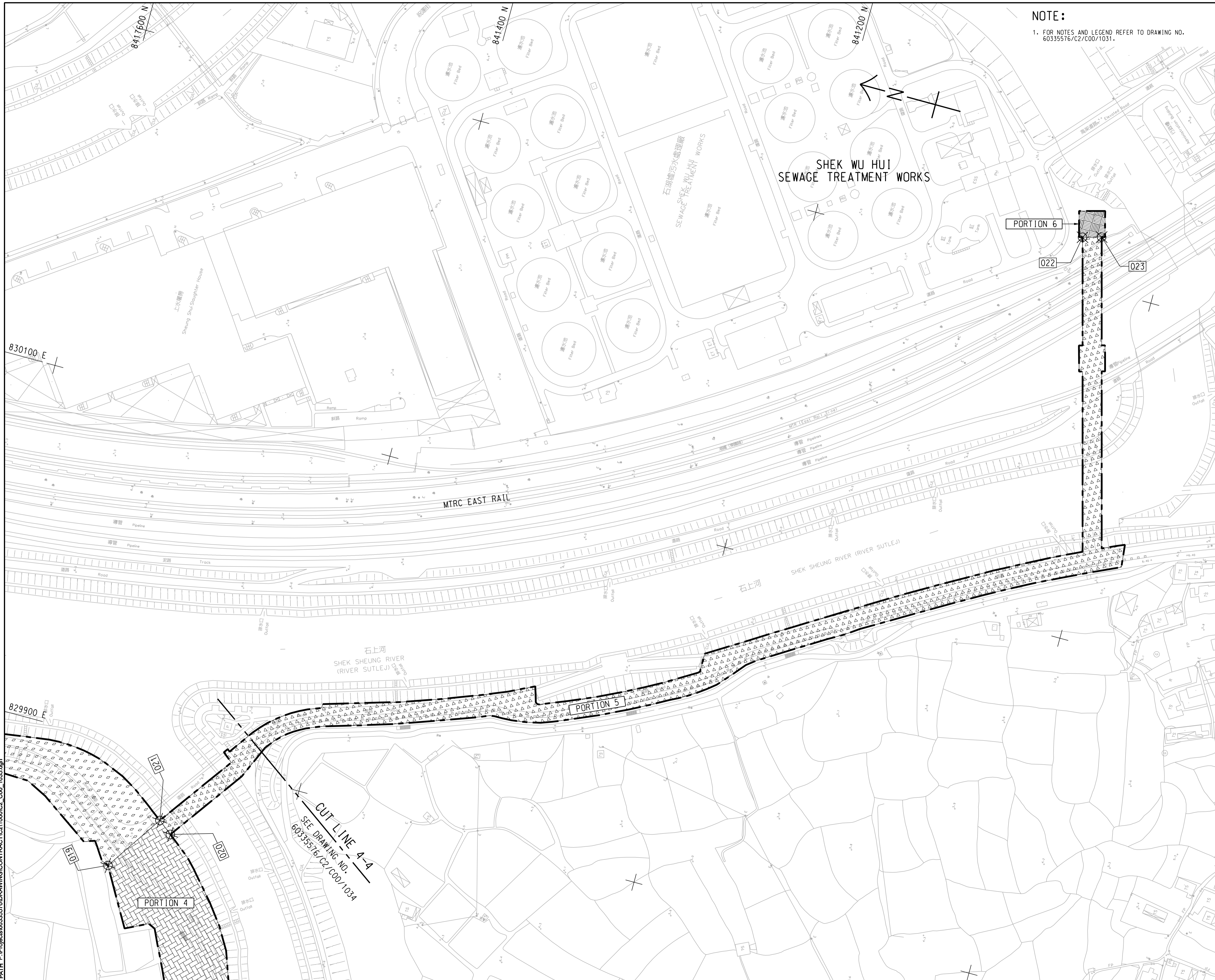
**PROJECT NO.**  
 項目編號: 60335576

**CONTRACT NO.**  
 合約編號: ND/2019/02

**SHEET TITLE**  
 圖紙名稱: PORTION OF SITE

**SHEET NUMBER**  
 圖紙編號: 60335576/C2/C00/1034

This drawing has been prepared for the use of AECOM's client. It may not be used, modified, reproduced or relied upon by third parties, except as agreed by AECOM or as required by law. AECOM accepts no responsibility, and denies any liability whatsoever, to any party that uses or relies on this drawing without AECOM's express written consent. Do not scale this document. All measurements must be obtained from the stated dimensions.



**NOTE:**  
 1. FOR NOTES AND LEGEND REFER TO DRAWING NO. 60335576/C2/C00/1031.

**Title of Designated Project:**  
 Sewage Pumping Station in Kwu Tung North New Development Area

**Contract No.:** ND/2019/02  
**Contract Title:** Kwu Tung North New Development Area, Phase 1: Road and Drains between Kwu Tung North New Development Area and Shek Wu Hui

**CLIENT**  
 土木工務拓展署  
 Civil Engineering and Development Department

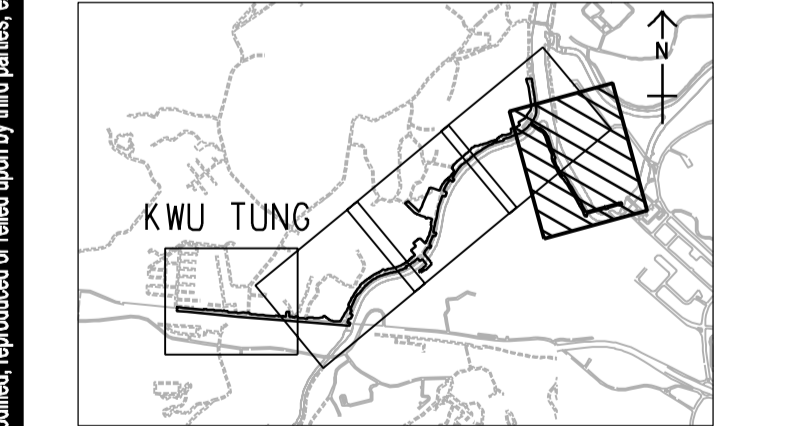
**CONSULTANT**  
 工程師有限公司  
 AECOM Asia Company Ltd.  
 www.aecom.com

**SUB-CONSULTANTS**  
 分判工程師有限公司

**ISSUE/REVISION**

I/R	DATE	DESCRIPTION	CHK.
-	SEP-19	TENDER DRAWING	CYCH

**SCALE**  
 A1 1: 1000  
**KEY PLAN** A1 1: 40000

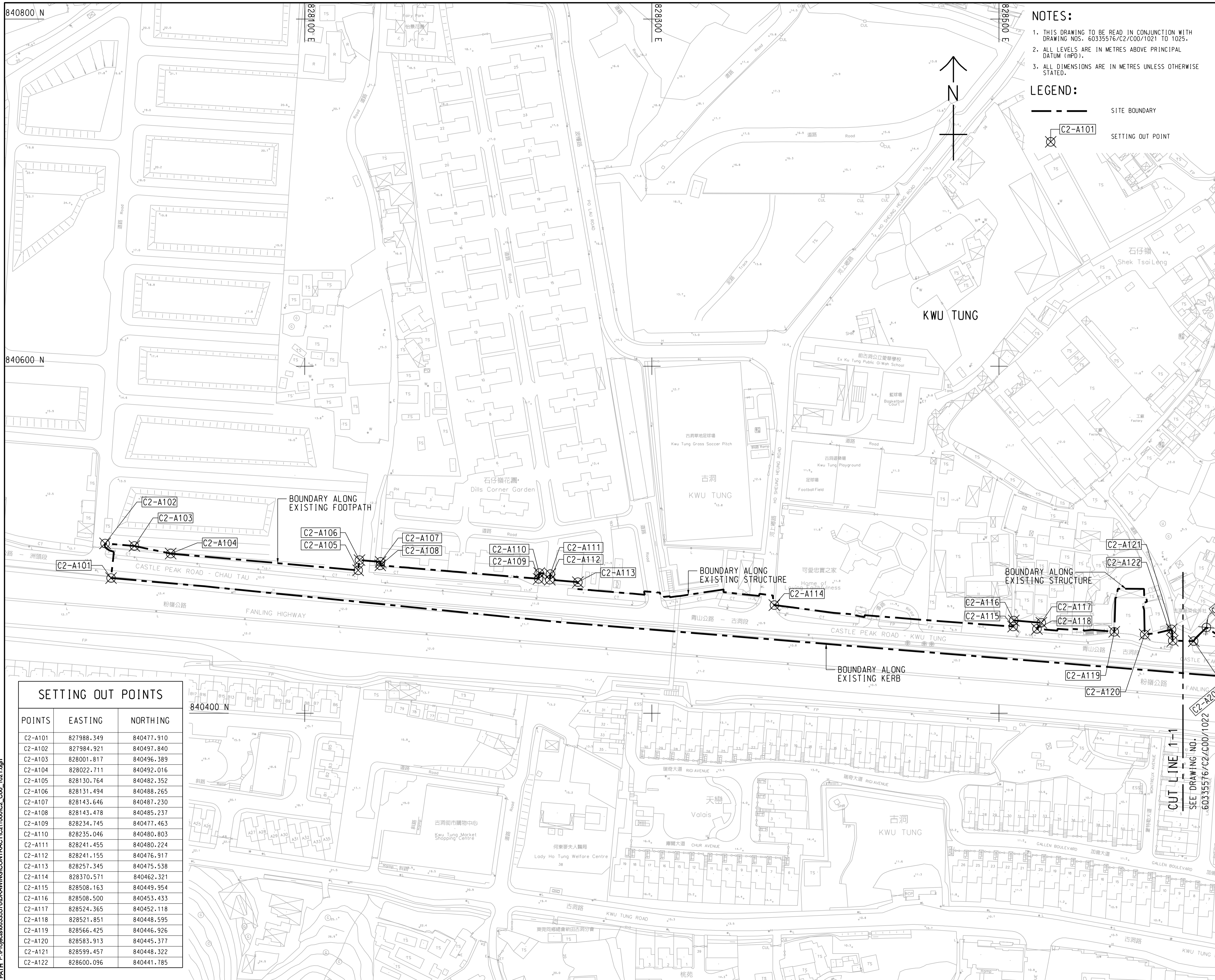


**PROJECT NO.**  
 60335576  
**CONTRACT NO.**  
 ND/2019/02

**SHEET TITLE**  
 PORTION OF SITE

**SHEET NUMBER**  
 60335576/C2/C00/1035

This drawing has been prepared for the use of AECOM's client. It may not be used, modified, reproduced or relied upon by third parties, except as agreed by AECOM or as required by law. AECOM accepts no responsibility, and denies any liability whatsoever, to any party that uses or relies on this drawing without AECOM's express written consent. All measurements must be obtained from the stated dimensions.



- NOTES:**
1. THIS DRAWING TO BE READ IN CONJUNCTION WITH DRAWING NOS. 60335576/C2/C00/1021 TO 1025.
  2. ALL LEVELS ARE IN METRES ABOVE PRINCIPAL DATUM (mPD).
  3. ALL DIMENSIONS ARE IN METRES UNLESS OTHERWISE STATED.

- LEGEND:**
- SITE BOUNDARY
  - ⊗ C2-A101 SETTING OUT POINT

**SETTING OUT POINTS**

POINTS	EASTING	NORTHING
C2-A101	827988.349	840477.910
C2-A102	827984.921	840497.840
C2-A103	828001.817	840496.389
C2-A104	828022.711	840492.016
C2-A105	828130.764	840482.352
C2-A106	828131.494	840488.265
C2-A107	828143.646	840487.230
C2-A108	828143.478	840485.237
C2-A109	828234.745	840477.463
C2-A110	828235.046	840480.803
C2-A111	828241.455	840480.224
C2-A112	828241.155	840476.917
C2-A113	828257.345	840475.538
C2-A114	828370.571	840462.321
C2-A115	828508.163	840449.954
C2-A116	828508.500	840453.433
C2-A117	828524.365	840452.118
C2-A118	828521.851	840448.595
C2-A119	828566.425	840446.926
C2-A120	828583.913	840445.377
C2-A121	828599.457	840448.322
C2-A122	828600.096	840441.785

**Title of Designated Project:**  
 Sewage Pumping Station in Kwu Tung North New Development Area

**Contract No.:** ND/2019/02  
**Contract Title:** Kwu Tung North New Development Area, Phase 1: Road and Drains between Kwu Tung North New Development Area and Shek Wu Hui

**CLIENT**  
 土木工務發展署  
 Civil Engineering and Development Department

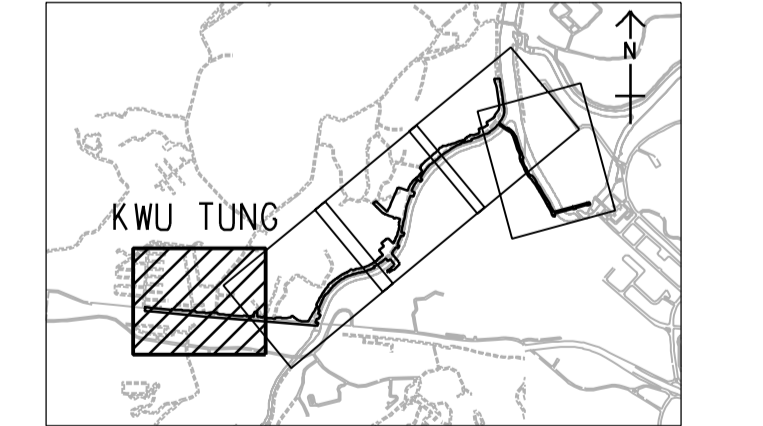
**CONSULTANT**  
 工務顧問公司  
 AECOM Asia Company Ltd.  
 www.aecom.com

**SUB-CONSULTANTS**  
 分判工務顧問公司

**ISSUE/REVISION**

NO.	DATE	DESCRIPTION	CHK.
-	SEP-19	TENDER DRAWING	CYCH
1/R	2019	REVISED	CHK.

**SCALE**  
 1:1000  
**DIMENSION UNIT**  
 METRES

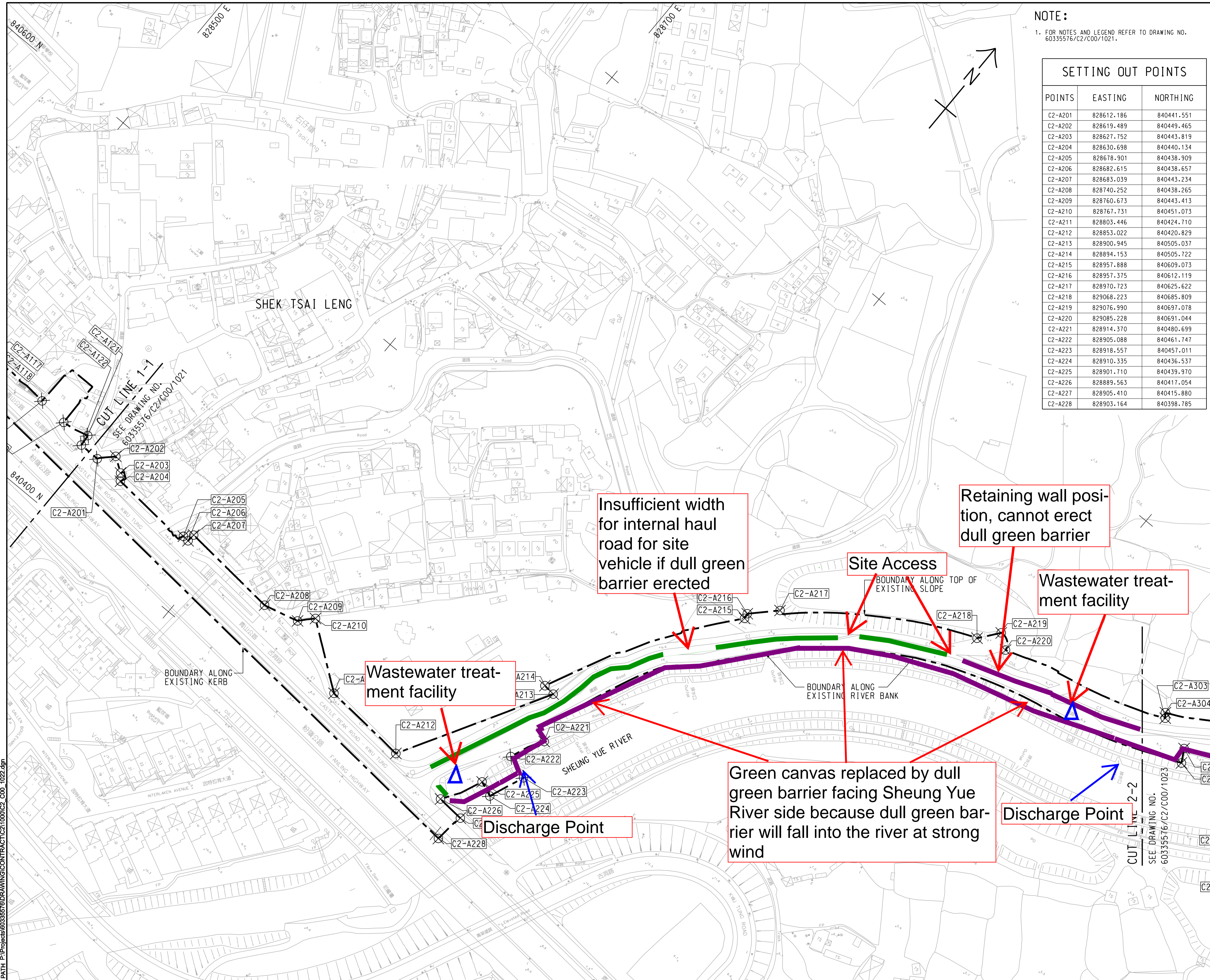


**PROJECT NO.** 60335576  
**CONTRACT NO.** ND/2019/02

**SHEET TITLE**  
 SITE OF WORKS

**SHEET NUMBER**  
 60335576/C2/C00/1021

This drawing has been prepared for the use of AECOM's client. It may not be used, modified, reproduced or relied upon by third parties, except as agreed by AECOM or as required by law. AECOM accepts no responsibility, and denies any liability whatsoever, for any party that uses or relies on this drawing without AECOM's express written consent. Do not scale this document. All measurements must be obtained from the stated dimensions.



NOTE:  
 1. FOR NOTES AND LEGEND REFER TO DRAWING NO. 60335576/C2/C00/1021.

SETTING OUT POINTS		
POINTS	EASTING	NORTHING
C2-A201	828612.186	840441.551
C2-A202	828619.489	840449.465
C2-A203	828627.752	840443.819
C2-A204	828630.698	840440.134
C2-A205	828678.901	840438.909
C2-A206	828682.615	840438.657
C2-A207	828683.039	840443.234
C2-A208	828740.252	840438.265
C2-A209	828760.673	840443.413
C2-A210	828767.731	840451.073
C2-A211	828803.446	840424.710
C2-A212	828853.022	840420.829
C2-A213	828900.945	840505.037
C2-A214	828894.153	840505.722
C2-A215	828957.888	840609.073
C2-A216	828957.375	840612.119
C2-A217	828970.723	840625.622
C2-A218	829068.223	840685.809
C2-A219	829076.990	840697.078
C2-A220	829085.228	840691.044
C2-A221	828914.370	840480.699
C2-A222	828905.088	840461.747
C2-A223	828918.557	840457.011
C2-A224	828910.335	840436.537
C2-A225	828901.710	840439.970
C2-A226	828889.563	840417.054
C2-A227	828905.410	840415.880
C2-A228	828903.164	840398.785

**AECOM**

PROJECT  
 項目  
**DEVELOPMENT OF KWU TUNG NORTH AND FANLING NORTH NEW DEVELOPMENT AREAS, PHASE 1**

CONTRACT TITLE:  
 KWU TUNG NORTH NEW DEVELOPMENT AREA, PHASE 1: ROADS AND DRAINS BETWEEN KWU TUNG NORTH NEW DEVELOPMENT AREA AND SHEK WU HUI

CLIENT  
 業主  
**CEDD** 土木工程拓展署  
 Civil Engineering and Development Department

CONSULTANT  
 工程顧問公司  
**AECOM Asia Company Ltd.**  
 www.aecom.com

SUB-CONSULTANTS  
 分判工程顧問公司

LEGEND:

- Site Boundary
- 2M Dull Green Barrier
- Green Canvas

ISSUE/REVISION

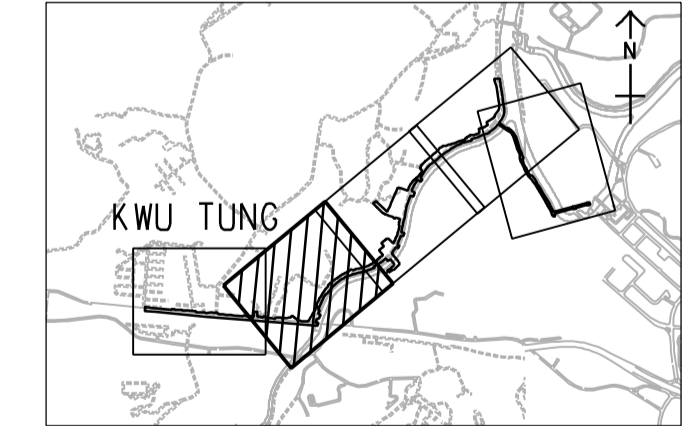
NO.	DATE	DESCRIPTION	CHK.
-	SEP-19	TENDER DRAWING	CYCH

STATUS  
 階段

SCALE  
 比例  
 A1 1: 1000

DIMENSION UNIT  
 尺寸單位  
 METRES

KEY PLAN  
 索引圖  
 A1 N.T.S.



PROJECT NO.  
 項目編號  
 60335576

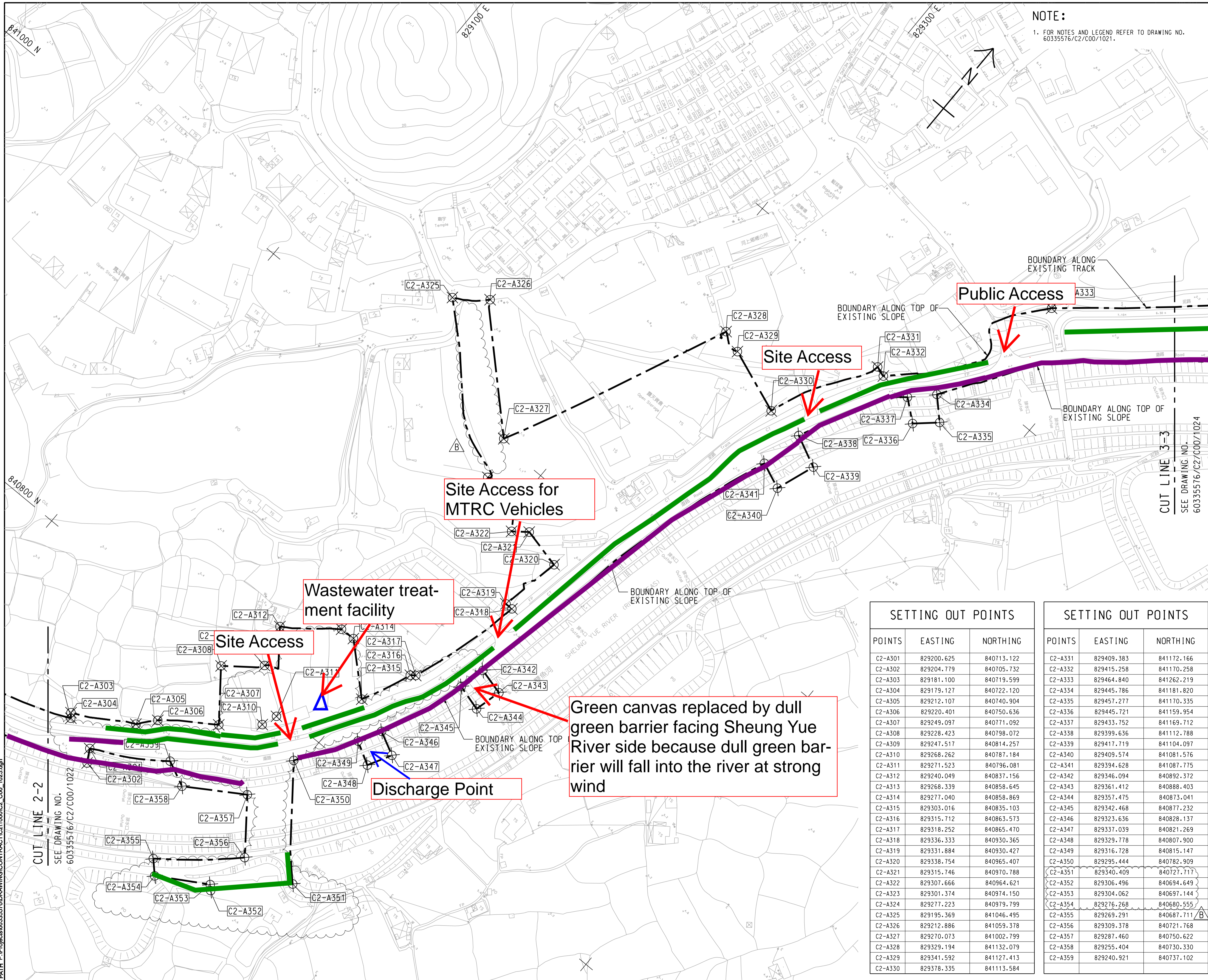
CONTRACT NO.  
 合約編號  
 ND/2019/02

SHEET TITLE  
 圖紙名稱  
 SITE OF WORKS

SHEET NUMBER  
 圖紙編號  
 60335576/C2/C00/1022

SHEET 2 OF 5

This drawing has been prepared for the use of AECOM's client. It may not be used, modified, reproduced or relied upon by third parties, except as agreed by AECOM or as required by law. AECOM accepts no responsibility, and denies any liability whatsoever, to any party that uses or relies on this drawing without AECOM's express written consent. Do not scale this document. All measurements must be obtained from the stated dimensions.



NOTE:  
 1. FOR NOTES AND LEGEND REFER TO DRAWING NO. 60335576/C2/C00/1021.

**AECOM**

**PROJECT**  
 項目  
**DEVELOPMENT OF KWU TUNG NORTH AND FANLING NORTH NEW DEVELOPMENT AREAS, PHASE 1**

**CONTRACT TITLE:**  
 KWU TUNG NORTH NEW DEVELOPMENT AREA, PHASE 1: ROADS AND DRAINS BETWEEN KWU TUNG NORTH NEW DEVELOPMENT AREA AND SHEK WU HUI

**CLIENT**  
 業主  
**CEDD** 土木工程拓展署  
 Civil Engineering and Development Department

**CONSULTANT**  
 工程顧問公司  
 AECOM Asia Company Ltd.  
 www.aecom.com

**SUB-CONSULTANTS**  
 分判工程顧問公司

**LEGEND:**

- Site Boundary
- 2M Dull Green Barrier
- Green Canvas

**ISSUE/REVISION**

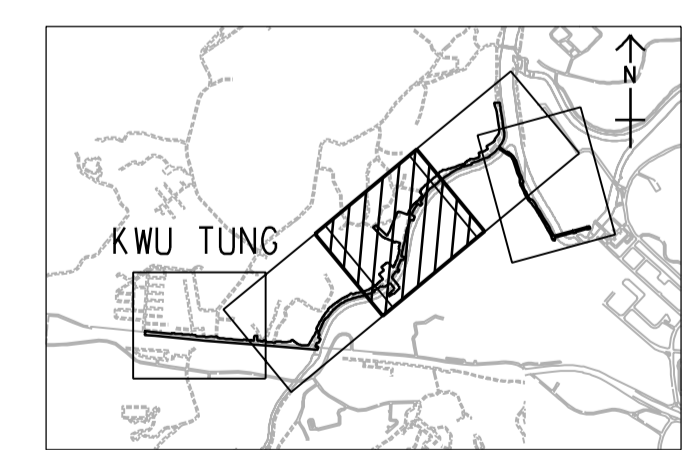
REV	DATE	DESCRIPTION	CHK
B	NOV-19	TENDER ADDENDUM NO. 3	CYCH
A	OCT-19	TENDER ADDENDUM NO. 2	CYCH
-	SEP-19	TENDER DRAWING	CYCH

**STATUS**  
 階段

**SCALE**  
 比例  
 A1 1: 1000

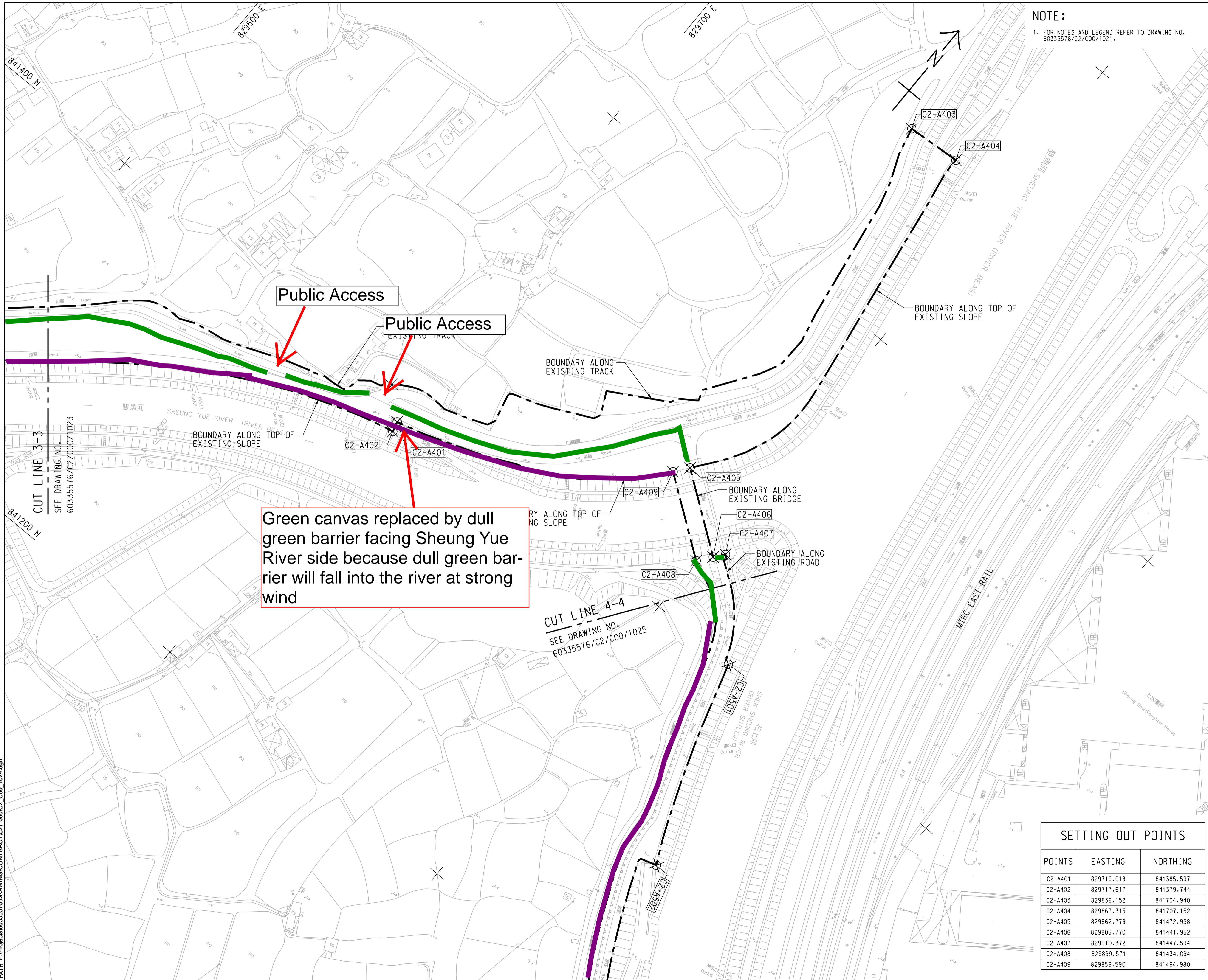
**DIMENSION UNIT**  
 尺寸單位  
 METRES

**KEY PLAN** A1 N.T.S.  
 索引圖



SETTING OUT POINTS			SETTING OUT POINTS		
POINTS	EASTING	NORTHING	POINTS	EASTING	NORTHING
C2-A301	829200.625	840713.122	C2-A331	829409.383	841172.166
C2-A302	829204.779	840705.732	C2-A332	829415.258	841170.258
C2-A303	829181.100	840719.599	C2-A333	829464.840	841262.219
C2-A304	829179.127	840722.120	C2-A334	829445.786	841181.820
C2-A305	829212.107	840740.904	C2-A335	829457.277	841170.335
C2-A306	829220.401	840750.636	C2-A336	829445.721	841159.954
C2-A307	829249.097	840771.092	C2-A337	829433.752	841169.712
C2-A308	829228.423	840798.072	C2-A338	829399.636	841112.788
C2-A309	829247.517	840814.257	C2-A339	829417.719	841104.097
C2-A310	829268.262	840787.184	C2-A340	829409.574	841081.576
C2-A311	829271.523	840796.081	C2-A341	829394.628	841087.775
C2-A312	829240.049	840837.156	C2-A342	829346.094	840892.372
C2-A313	829268.339	840858.645	C2-A343	829361.412	840888.403
C2-A314	829277.040	840858.869	C2-A344	829357.475	840873.041
C2-A315	829303.016	840835.103	C2-A345	829342.468	840877.232
C2-A316	829315.712	840863.573	C2-A346	829323.636	840828.137
C2-A317	829318.252	840865.470	C2-A347	829337.039	840821.269
C2-A318	829336.333	840930.365	C2-A348	829329.778	840807.900
C2-A319	829331.884	840930.427	C2-A349	829316.728	840815.147
C2-A320	829338.754	840965.407	C2-A350	829295.444	840782.909
C2-A321	829315.746	840970.788	C2-A351	829340.409	840727.717
C2-A322	829307.666	840964.621	C2-A352	829306.496	840694.649
C2-A323	829301.374	840974.150	C2-A353	829304.062	840697.144
C2-A324	829277.223	840979.799	C2-A354	829276.268	840680.555
C2-A325	829195.369	841046.495	C2-A355	829269.291	840687.711
C2-A326	829212.886	841059.378	C2-A356	829309.378	840721.768
C2-A327	829270.073	841002.799	C2-A357	829287.460	840750.622
C2-A328	829329.194	841132.079	C2-A358	829255.404	840730.330
C2-A329	829341.592	841127.413	C2-A359	829240.921	840737.102
C2-A330	829378.335	841113.584			

This drawing has been prepared for the use of AECOM's client. It may not be used, modified, reproduced or relied upon by third parties, except as agreed by AECOM or as required by law. AECOM accepts no responsibility, and denies any liability whatsoever, to any party that uses or relies on this drawing without AECOM's express written consent. Do not scale this document. All measurements must be obtained from the stated dimensions.



**NOTE:**  
 1. FOR NOTES AND LEGEND REFER TO DRAWING NO. 60335576/C2/C00/1021.

**Title of Designated Project:**  
 Sewage Pumping Station in Kwu Tung North New Development Area

**Contract No.:** ND/2019/02  
**Contract Title:** Kwu Tung North New Development Area, Phase 1: Road and Drains between Kwu Tung North New Development Area and Shek Wu Hui

**CLIENT**  
 土木工程拓展署  
 Civil Engineering and Development Department

**CONSULTANT**  
 土研顧問公司  
 AECOM Asia Company Ltd.  
 www.aecom.com

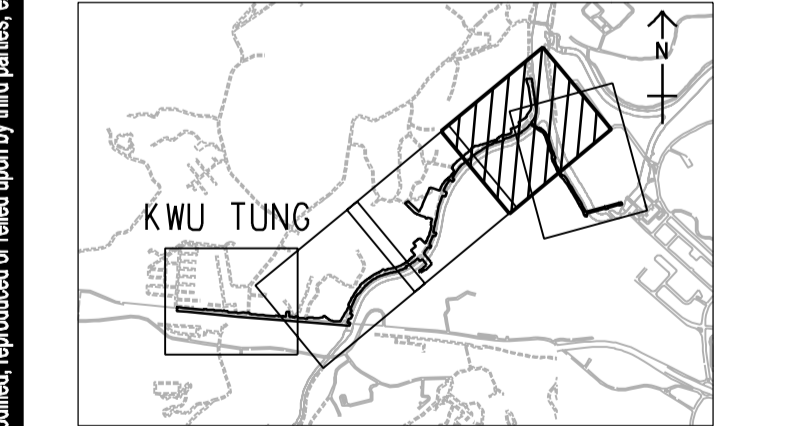
**SUB-CONSULTANTS**  
 分判工程顧問公司

**LEGEND:**  
 - - - Site Boundary  
 — 2M Dull Green Barrier  
 — Green Canvas

**ISSUE/REVISION**

I/R	DATE	DESCRIPTION	CHK.
-	SEP-19	TENDER DRAWING	CYCH

**SCALE**  
 比例: A1 1: 1000  
**DIMENSION UNIT**  
 尺寸單位: METRES



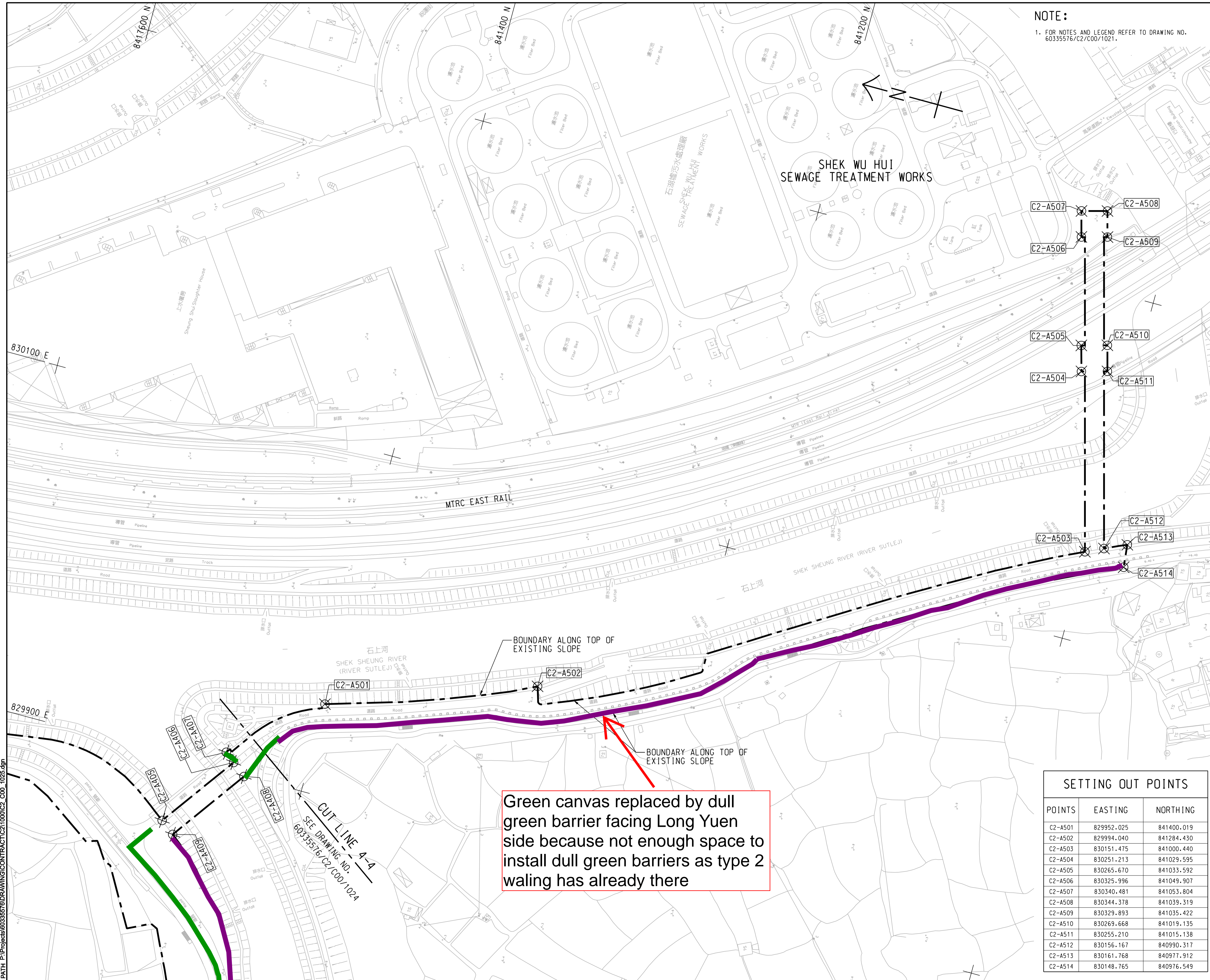
**SETTING OUT POINTS**

POINTS	EASTING	NORTHING
C2-A401	829716.018	841385.597
C2-A402	829717.617	841379.744
C2-A403	829836.152	841704.940
C2-A404	829867.315	841707.152
C2-A405	829862.779	841472.958
C2-A406	829905.770	841441.952
C2-A407	829910.372	841447.594
C2-A408	829899.571	841434.094
C2-A409	829856.590	841464.980

**PROJECT NO.**  
 項目編號: 60335576  
**CONTRACT NO.**  
 合約編號: ND/2019/02

**SHEET TITLE**  
 圖紙名稱: SITE OF WORKS

**SHEET NUMBER**  
 圖紙編號: 60335576/C2/C00/1024



NOTE:  
 1. FOR NOTES AND LEGEND REFER TO DRAWING NO. 60335576/C2/C00/1021.



**PROJECT**  
 項目  
**DEVELOPMENT OF KWU TUNG NORTH AND FANLING NORTH NEW DEVELOPMENT AREAS, PHASE 1**

**CONTRACT TITLE:**  
 KWU TUNG NORTH NEW DEVELOPMENT AREA, PHASE 1: ROADS AND DRAINS BETWEEN KWU TUNG NORTH NEW DEVELOPMENT AREA AND SHEK WU HUI

**CLIENT**  
 業主  
 土木工程拓展署  
 Civil Engineering and Development Department

**CONSULTANT**  
 工程顧問公司  
 AECOM Asia Company Ltd.  
 www.aecom.com

**SUB-CONSULTANTS**  
 分判工程顧問公司

**LEGEND:**

- Site Boundary
- 2M Dull Green Barrier
- Green Canvas

**ISSUE/REVISION**

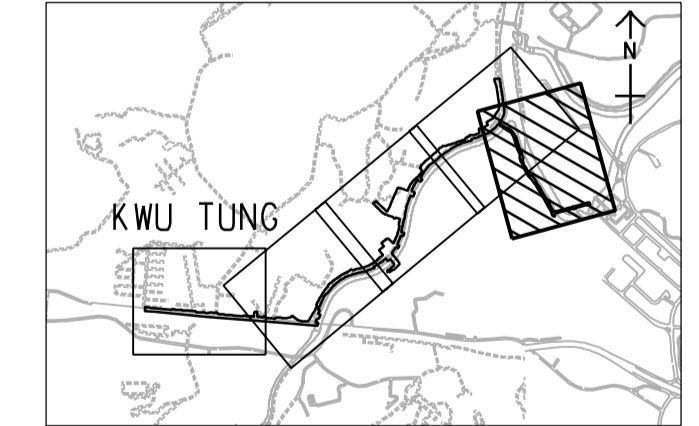
I/R	DATE	DESCRIPTION	CHK.
-	SEP-19	TENDER DRAWING	CYCH

**STATUS**  
 階段

**SCALE**  
 比例  
 A1 1: 1000

**DIMENSION UNIT**  
 尺寸單位  
 METRES

**KEY PLAN** A1 N.T.S.



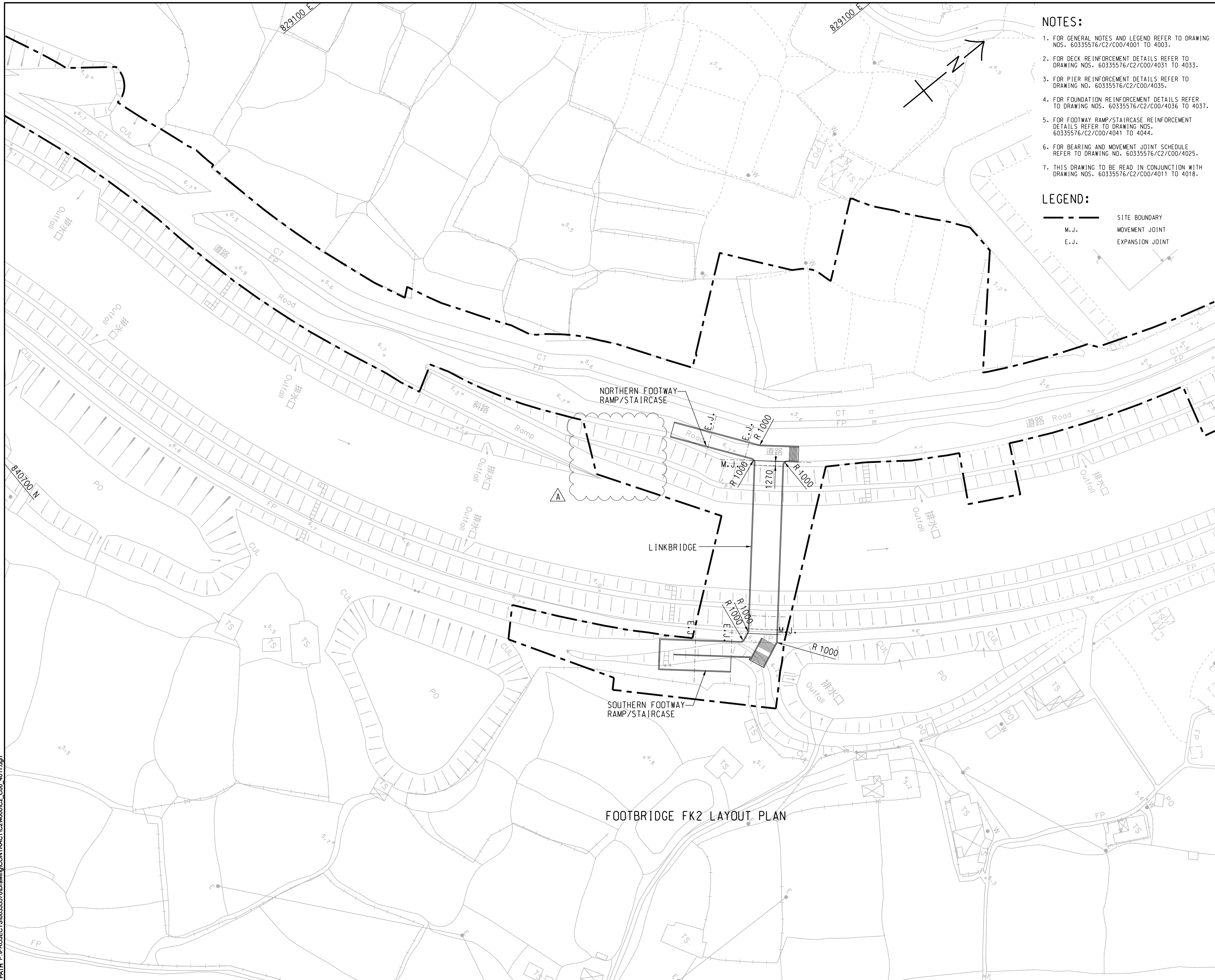
**SETTING OUT POINTS**

POINTS	EASTING	NORTHING
C2-A501	829952.025	841400.019
C2-A502	829994.040	841284.430
C2-A503	830151.475	841000.440
C2-A504	830251.213	841029.595
C2-A505	830265.670	841033.592
C2-A506	830325.996	841049.907
C2-A507	830340.481	841053.804
C2-A508	830344.378	841039.319
C2-A509	830329.893	841035.422
C2-A510	830269.668	841019.135
C2-A511	830255.210	841015.138
C2-A512	830156.167	840990.317
C2-A513	830161.768	840977.912
C2-A514	830148.765	840976.549

Green canvas replaced by dull green barrier facing Long Yuen side because not enough space to install dull green barriers as type 2 waling has already there

This drawing has been prepared for the use of AECOM's client. It may not be used, modified, reproduced or relied upon by third parties, except as agreed by AECOM or as required by law. AECOM accepts no responsibility, and denies any liability whatsoever, to any party that uses or relies on this drawing without AECOM's express written consent. All measurements must be obtained from the stated dimensions.





- NOTES:**
- FOR GENERAL NOTES AND LEGEND REFER TO DRAWING NOS. 60335576/C2/C00/4001 TO 4003.
  - FOR DECK REINFORCEMENT DETAILS REFER TO DRAWING NOS. 60335576/C2/C00/4031 TO 4033.
  - FOR PIER REINFORCEMENT DETAILS REFER TO DRAWING NO. 60335576/C2/C00/4035.
  - FOR FOUNDATION REINFORCEMENT DETAILS REFER TO DRAWING NOS. 60335576/C2/C00/4036 TO 4037.
  - FOR FOOTWAY RAMP/STAIRCASE REINFORCEMENT DETAILS REFER TO DRAWING NOS. 60335576/C2/C00/4041 TO 4044.
  - FOR BEARING AND MOVEMENT JOINT SCHEDULE REFER TO DRAWING NO. 60335576/C2/C00/4025.
  - THIS DRAWING TO BE READ IN CONJUNCTION WITH DRAWING NOS. 60335576/C2/C00/4011 TO 4018.

- LEGEND:**
- SITE BOUNDARY
  - M.J. MOVEMENT JOINT
  - E.J. EXPANSION JOINT

**AECOM**

**PROJECT**  
 項目

**DEVELOPMENT OF KWU TUNG NORTH AND FANLING NORTH NEW DEVELOPMENT AREAS, PHASE 1**

**CONTRACT TITLE:**  
 KWU TUNG NORTH NEW DEVELOPMENT AREA, PHASE 1: ROADS AND DRAINS BETWEEN KWU TUNG NORTH NEW DEVELOPMENT AREA AND SHEK WU HUI

**CLIENT**  
 業主  
**CEDD** 土木工程拓展署  
 Civil Engineering and Development Department

**CONSULTANT**  
 工程顧問公司  
**AECOM Asia Company Ltd.**  
 www.aecom.com

**SUB-CONSULTANTS**  
 分判工程顧問公司

**ISSUE/REVISION**  
 修訂

I/R	DATE	DESCRIPTION	CHK.
修訂	日期	內容摘要	核對
A	OCT-19	TENDER ADDENDUM NO. 2	CL
-	SEP-19	TENDER DRAWING	CL

**STATUS**  
 階段

**SCALE**  
 比例  
 A1 1 : 500

**DIMENSION UNIT**  
 尺寸單位  
 MILLIMETRES

**KEY PLAN**  
 索引圖

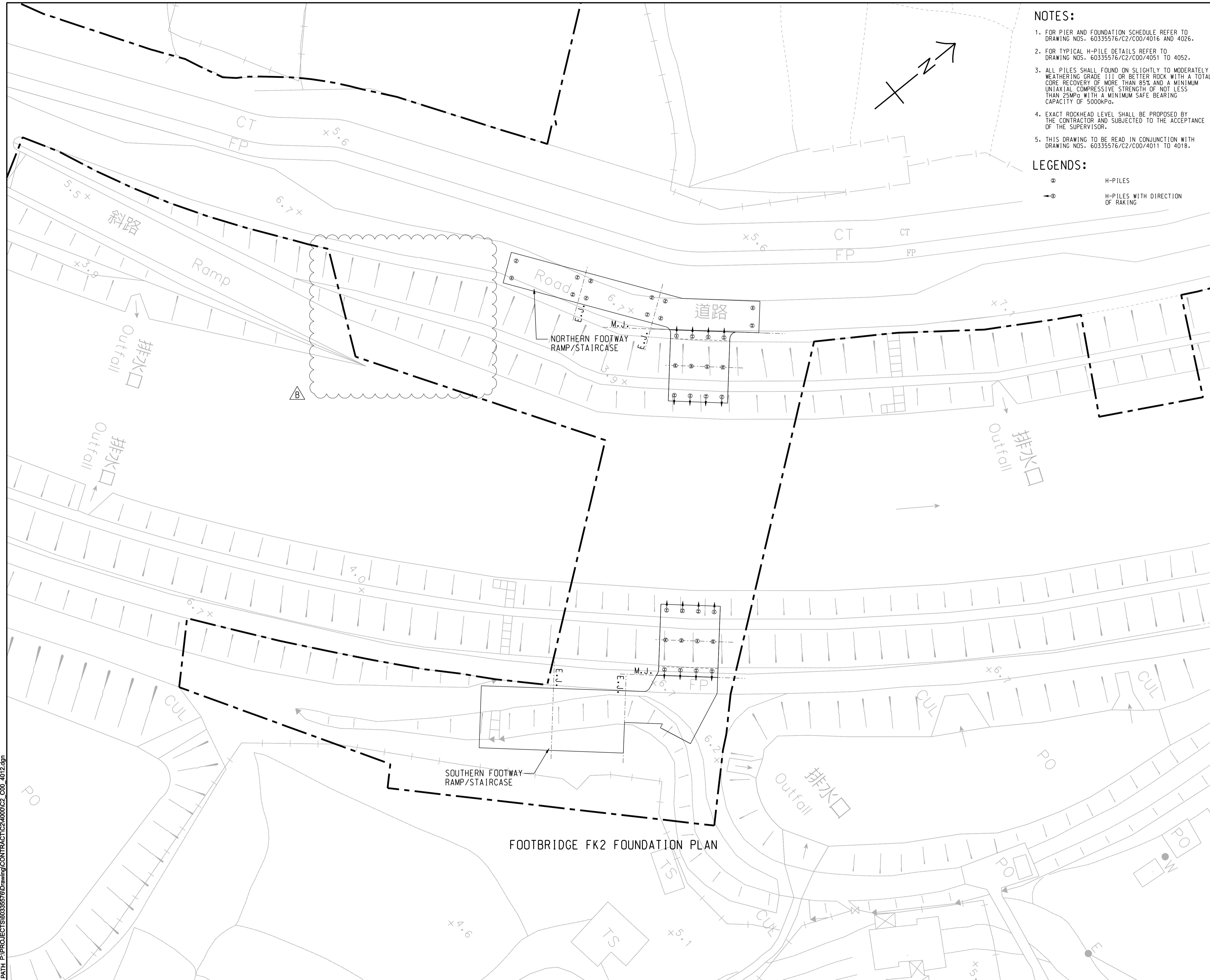
**PROJECT NO.**  
 項目編號  
 60335576

**CONTRACT NO.**  
 合約編號  
 ND/2019/02

**SHEET TITLE**  
 圖紙名稱  
 FOOTBRIDGE FK2  
 GENERAL ARRANGEMENT

**SHEET NUMBER**  
 圖紙編號  
 60335576/C2/C00/4011A

This drawing has been prepared for the use of AECOM's client. It may not be used, modified, reproduced or relied upon by third parties, except as agreed by AECOM or as required by law. AECOM accepts no responsibility, and denies any liability whatsoever, to any party that uses or relies on this drawing without AECOM's express written consent. All measurements must be obtained from the stated dimensions.



**NOTES:**

1. FOR PIER AND FOUNDATION SCHEDULE REFER TO DRAWING NOS. 60335576/C2/C00/4016 AND 4026.
2. FOR TYPICAL H-PILE DETAILS REFER TO DRAWING NOS. 60335576/C2/C00/4051 TO 4052.
3. ALL PILES SHALL BE FOUND ON SLIGHTLY TO MODERATELY WEATHERING GRADE III OR BETTER ROCK WITH A TOTAL CORE RECOVERY OF MORE THAN 85% AND A MINIMUM UNIAXIAL COMPRESSIVE STRENGTH OF NOT LESS THAN 25MPa WITH A MINIMUM SAFE BEARING CAPACITY OF 5000kPa.
4. EXACT ROCKHEAD LEVEL SHALL BE PROPOSED BY THE CONTRACTOR AND SUBJECT TO THE ACCEPTANCE OF THE SUPERVISOR.
5. THIS DRAWING TO BE READ IN CONJUNCTION WITH DRAWING NOS. 60335576/C2/C00/4011 TO 4018.

**LEGENDS:**

- ⊙ H-PILES
- H-PILES WITH DIRECTION OF RAKING



**PROJECT**  
 項目  
**DEVELOPMENT OF KWU TUNG NORTH AND FANLING NORTH NEW DEVELOPMENT AREAS, PHASE 1**

**CONTRACT TITLE:**  
 KWU TUNG NORTH NEW DEVELOPMENT AREA, PHASE 1: ROADS AND DRAINS BETWEEN KWU TUNG NORTH NEW DEVELOPMENT AREA AND SHEK WU HUI

**CLIENT**  
 業主  
 土木工程拓展署  
 Civil Engineering and Development Department

**CONSULTANT**  
 工程師有限公司  
 AECOM Asia Company Ltd.  
 www.aecom.com

**SUB-CONSULTANTS**  
 分判工程師有限公司

**ISSUE/REVISION**  
 修訂

I/R	DATE	DESCRIPTION	CHK.
修訂	日期	內容摘要	核對
B	OCT-19	TENDER ADDENDUM NO. 2	CL
A	OCT-19	TENDER ADDENDUM NO. 1	CL
-	SEP-19	TENDER DRAWING	CL

**STATUS**  
 階段

**SCALE**  
 比例  
 A1 1:250

**DIMENSION UNIT**  
 尺寸單位  
 MILLIMETRES

**KEY PLAN**  
 索引圖

**PROJECT NO.**  
 項目編號  
 60335576

**CONTRACT NO.**  
 合約編號  
 ND/2019/02

**SHEET TITLE**  
 圖紙名稱  
 FOOTBRIDGE FK2  
 GENERAL ARRANGEMENT

**SHEET NUMBER**  
 圖紙編號  
 60335576/C2/C00/4012B

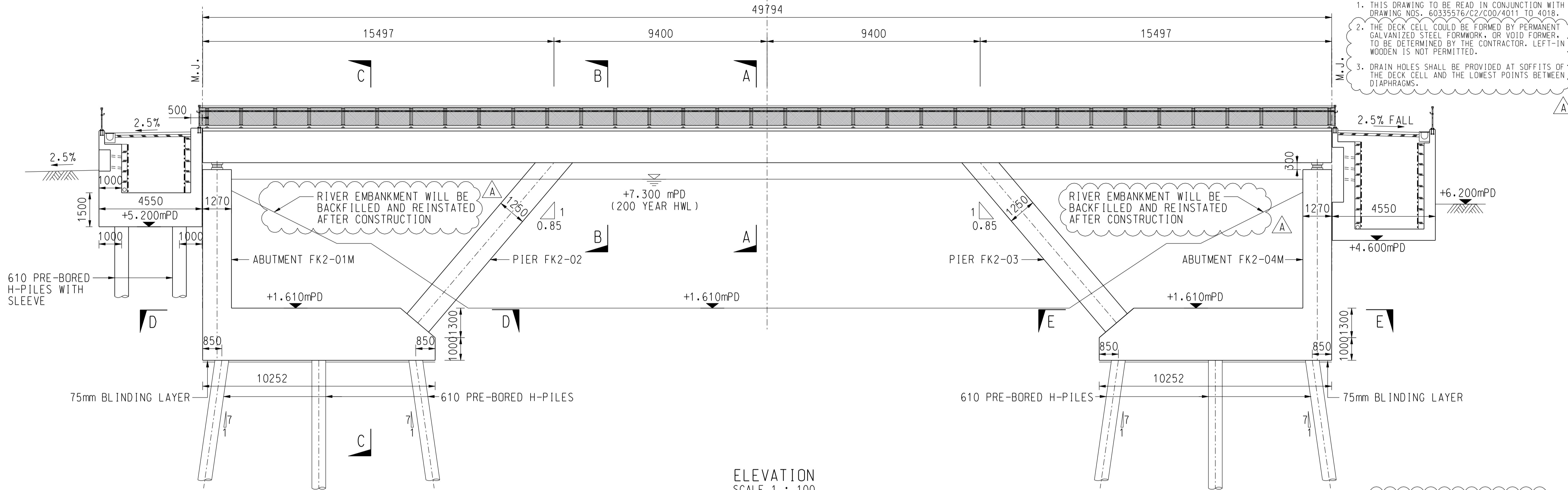
This drawing has been prepared for the use of AECOM's client. It may not be used, modified, reproduced or relied upon by third parties, except as agreed by AECOM or as required by law. AECOM accepts no responsibility, and denies any liability whatsoever, to any party that uses or relies on this drawing without AECOM's express written consent. Do not scale this document. All measurements must be obtained from the stated dimensions.

CENTRELINE OF SHEUNG YUE RIVER

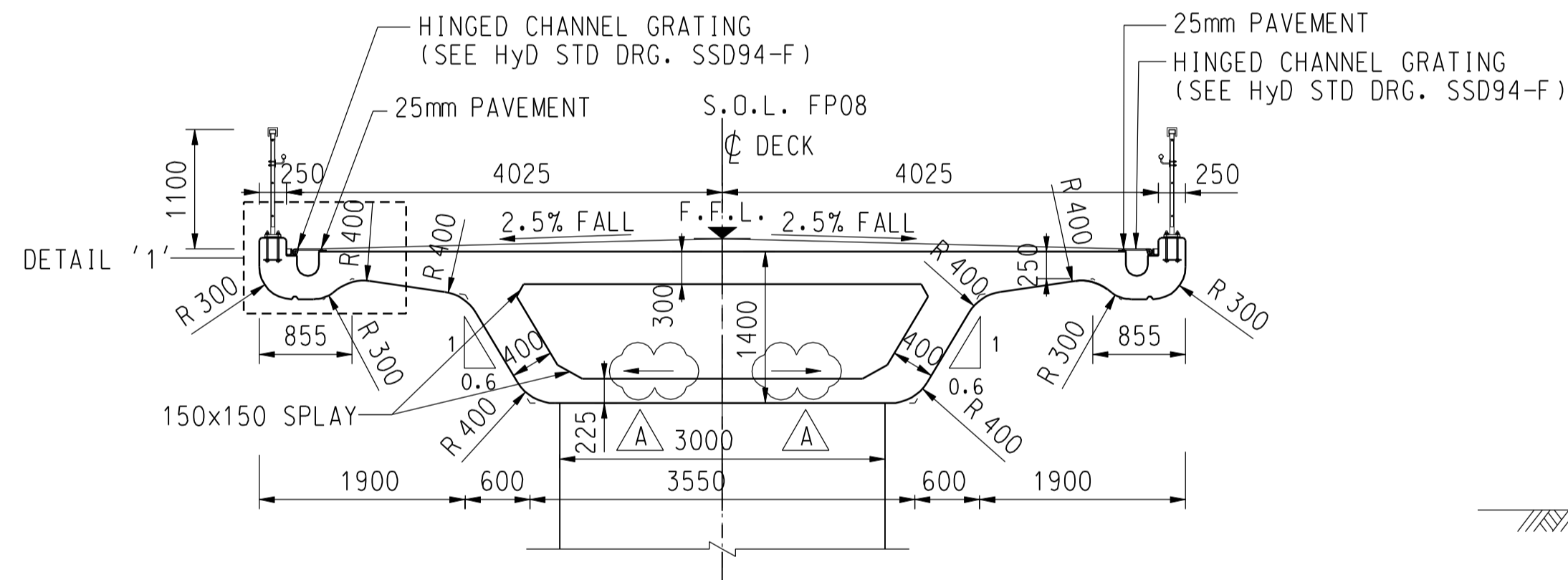
49794

NOTE:

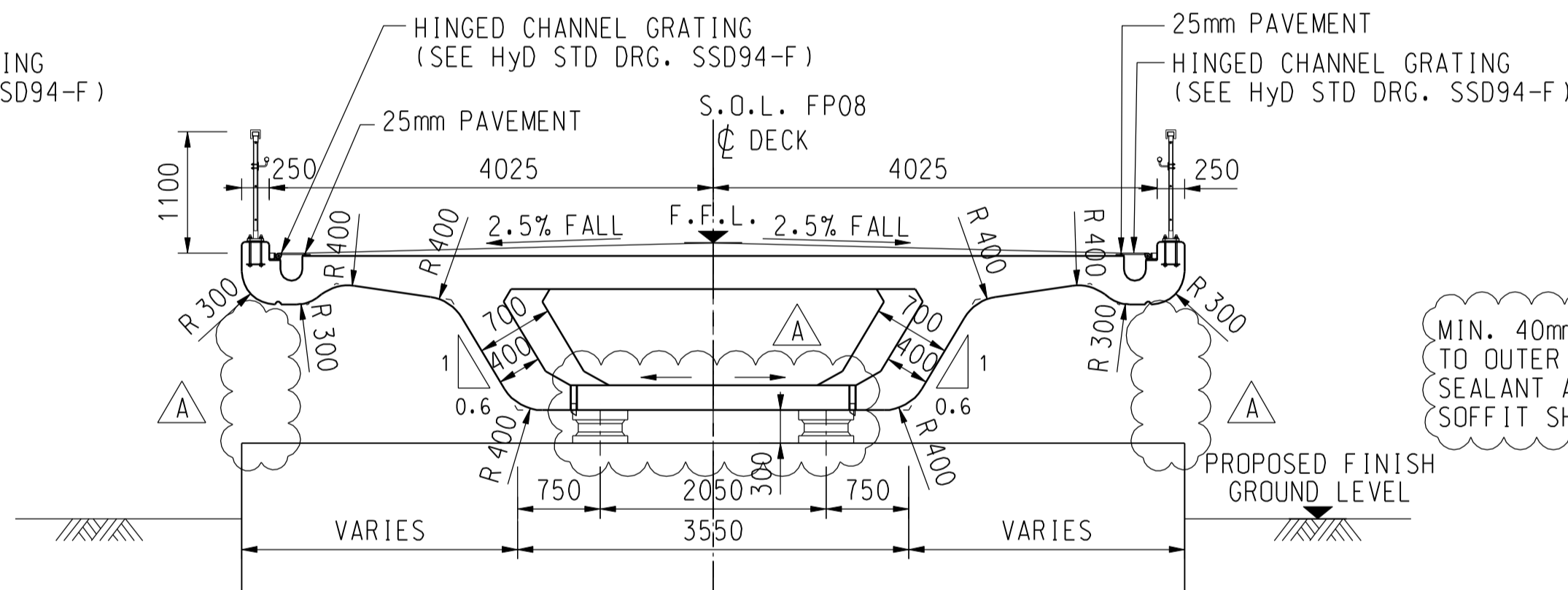
1. THIS DRAWING TO BE READ IN CONJUNCTION WITH DRAWING NOS. 60335576/C2/C00/4011 TO 4018.
2. THE DECK CELL COULD BE FORMED BY PERMANENT GALVANIZED STEEL FORMWORK, OR VOID FORMER, TO BE DETERMINED BY THE CONTRACTOR. LEFT-IN WOODEN IS NOT PERMITTED.
3. DRAIN HOLES SHALL BE PROVIDED AT SOFFITS OF THE DECK CELL AND THE LOWEST POINTS BETWEEN DIAPHRAGMS.



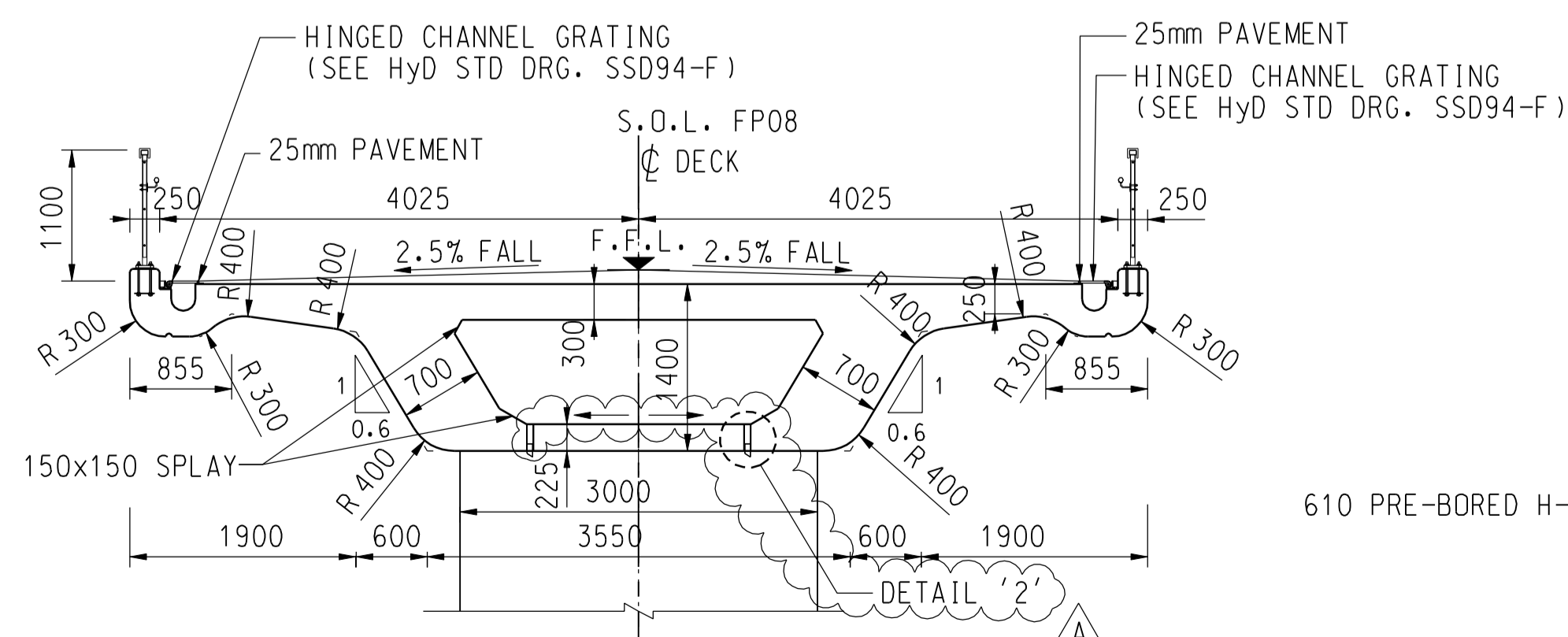
ELEVATION  
SCALE 1 : 100



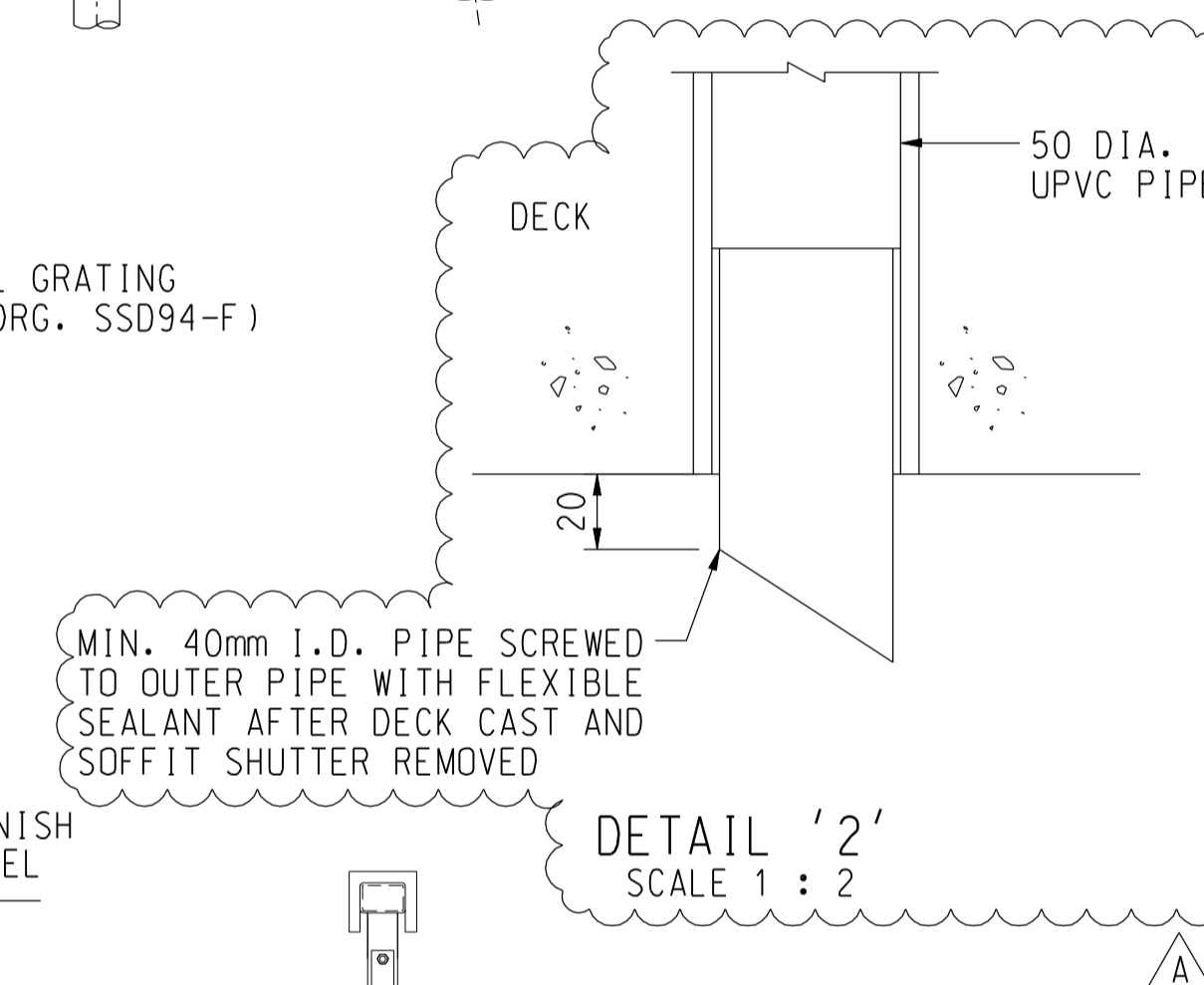
SECTION A - A  
SCALE 1 : 50



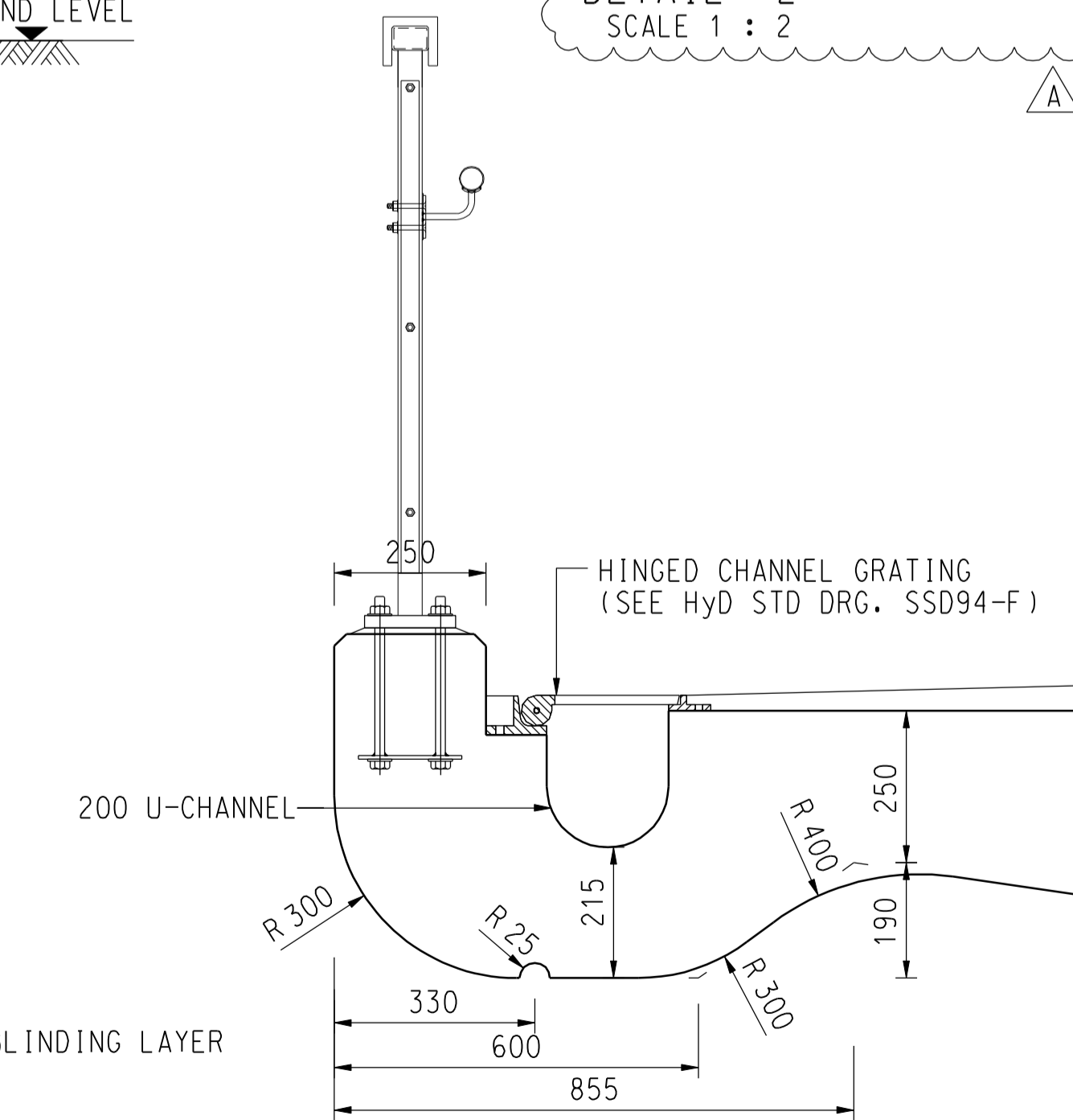
SECTION C - C  
SCALE 1 : 50



SECTION B - B  
SCALE 1 : 50



DETAIL '2'  
SCALE 1 : 2



DETAIL '1'  
SCALE 1 : 10

PROJECT  
項目

**DEVELOPMENT OF KWU TUNG NORTH AND FANLING NORTH NEW DEVELOPMENT AREAS, PHASE 1**

CONTRACT TITLE:

**KWU TUNG NORTH NEW DEVELOPMENT AREA, PHASE 1: ROADS AND DRAINS BETWEEN KWU TUNG NORTH NEW DEVELOPMENT AREA AND SHEK WU HUI**

CLIENT  
業主

**CEDD** 土木工程拓展署  
Civil Engineering and Development Department

CONSULTANT  
工程師有限公司

AECOM Asia Company Ltd.  
www.aecom.com

SUB-CONSULTANTS  
分判工程師有限公司

ISSUE/REVISION  
修訂

I/R	DATE	DESCRIPTION	CHK.
A	OCT-19	TENDER ADDENDUM NO. 1	CL
-	SEP-19	TENDER DRAWING	CL

STATUS  
備註

SCALE  
比例

A1 AS SHOWN

DIMENSION UNIT  
尺寸單位

MILLIMETRES

KEY PLAN  
索引圖

PROJECT NO.  
項目編號

60335576

CONTRACT NO.  
合約編號

ND/2019/02

SHEET TITLE  
圖紙名稱

FOOTBRIDGE FK2  
GENERAL ARRANGEMENT

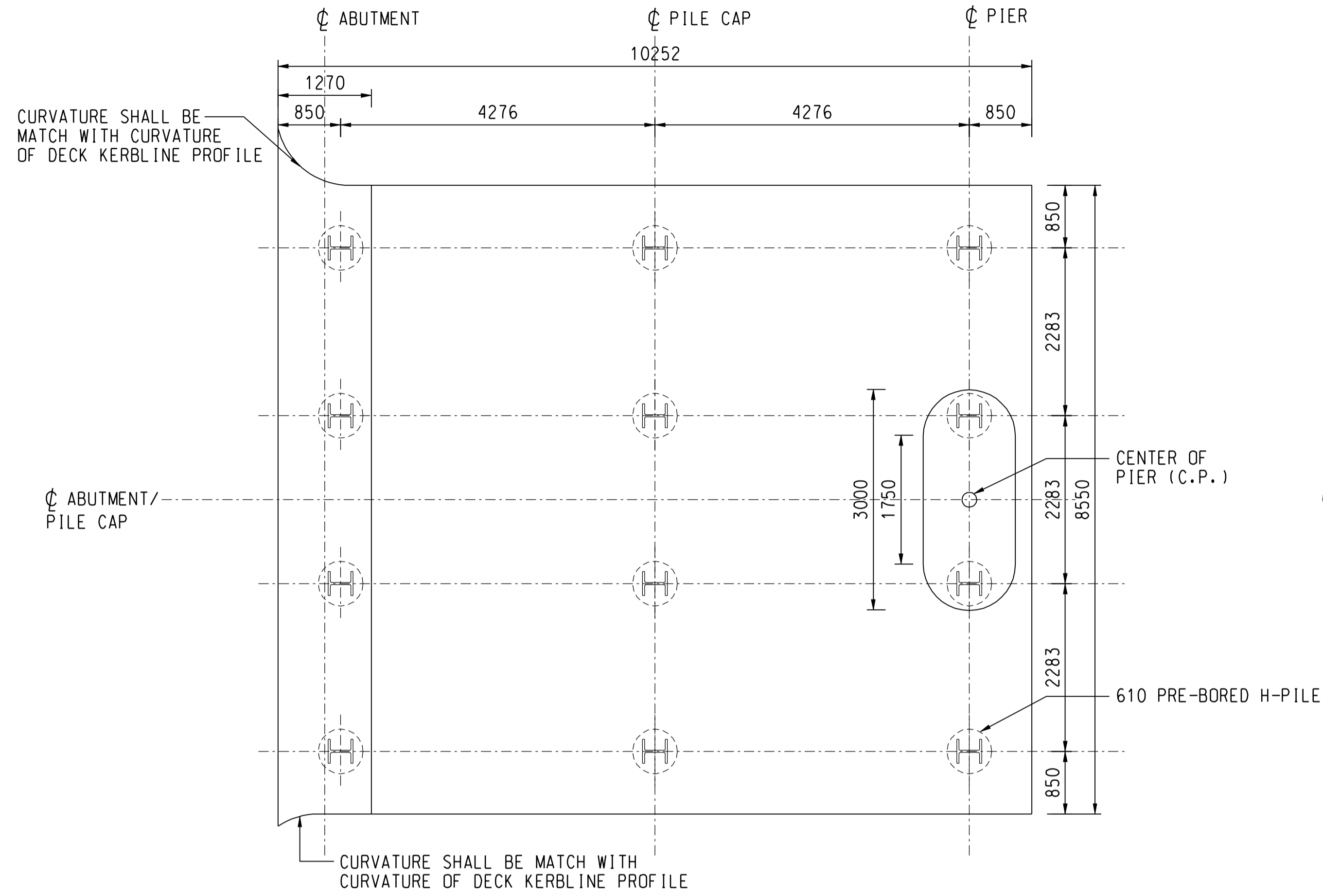
SHEET NUMBER  
圖紙編號

60335576/C2/C00/4013A

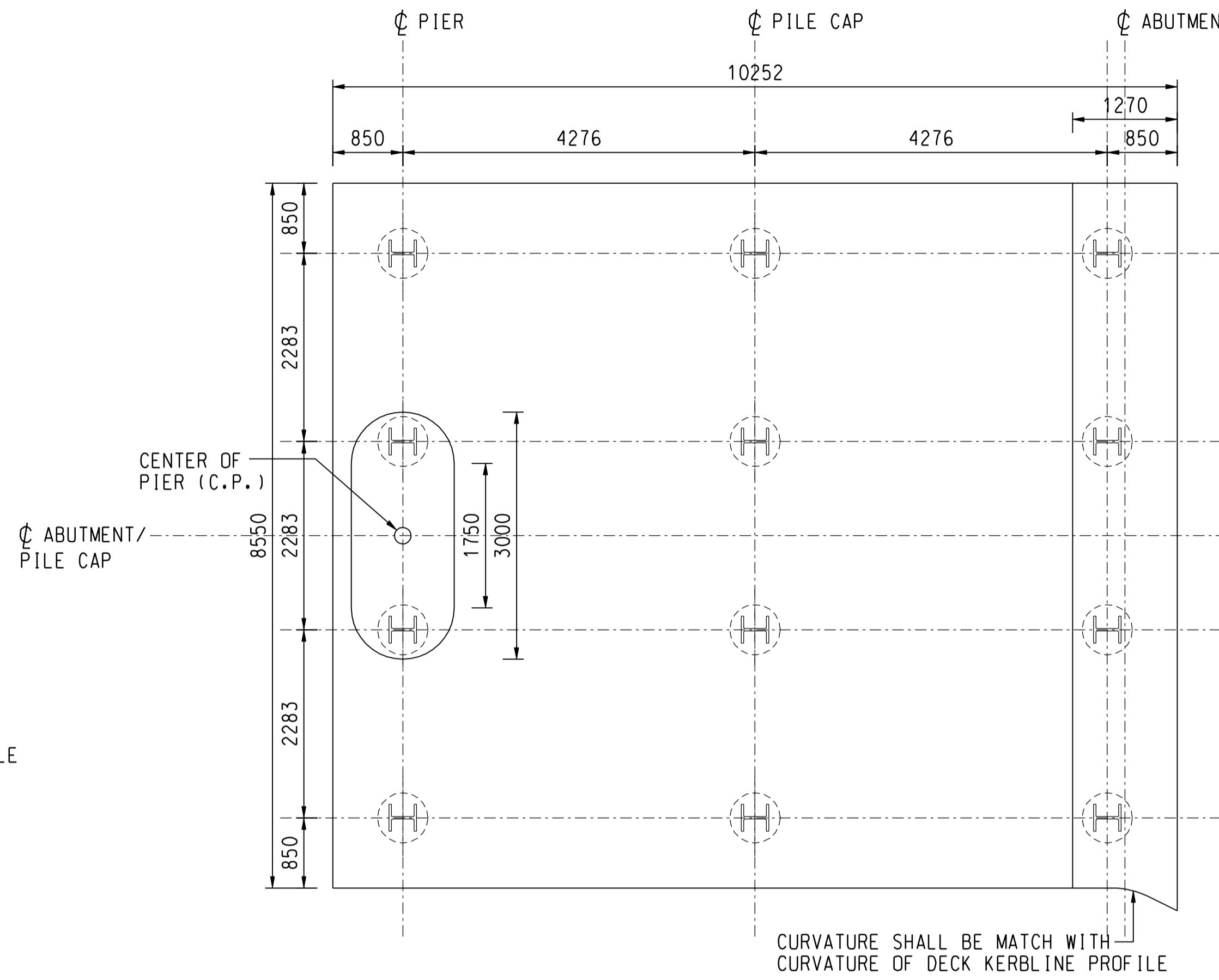
This drawing has been prepared for the use of AECOM's client. It may not be used, modified, reproduced or relied upon by third parties, except as agreed by AECOM or as required by law. AECOM accepts no responsibility and denies any liability whatsoever, to any party that uses or relies on this drawing without AECOM's express written consent. Do not scale this document. All measurements must be obtained from the stated dimensions.

NOTE:

1. THIS DRAWING TO BE READ IN CONJUNCTION WITH DRAWING NOS. 60335576/C2/C00/4011 TO 4018.



SECTION D - D  
SCALE 1 : 50



SECTION E - E  
SCALE 1 : 50

ISSUE/REVISION

I/R	DATE	DESCRIPTION	CHK.
-	SEP-19	TENDER DRAWING	CL

STATUS

SCALE

A1 AS SHOWN DIMENSION UNIT MILLIMETRES

KEY PLAN

PROJECT NO. 60335576 CONTRACT NO. ND/2019/02

SHEET TITLE

FOOTBRIDGE FK2 GENERAL ARRANGEMENT

SHEET NUMBER

60335576/C2/C00/4014

This drawing has been prepared for the use of AECOM's client. It may not be used, modified, reproduced or relied upon by third parties, except as agreed by AECOM or as required by law. AECOM accepts no responsibility, and denies any liability whatsoever, to any party that uses or relies on this drawing without AECOM's express written consent. Do not scale this document. All measurements must be obtained from the stated dimensions.

NOTE:  
1. THIS DRAWING TO BE READ IN CONJUNCTION WITH DRAWING NOS. 60335576/C2/C00/4011 TO 4018.



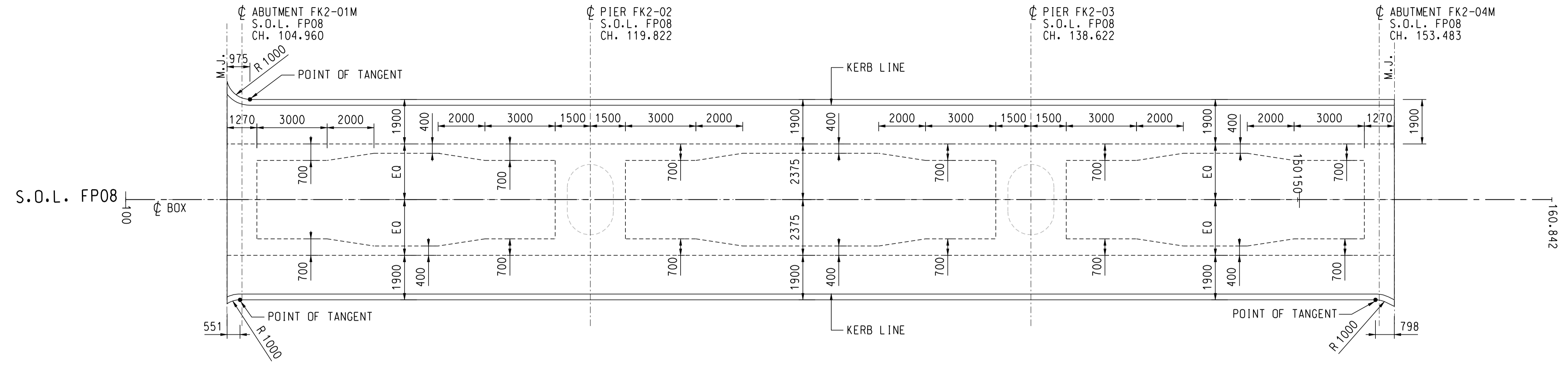
**PROJECT**  
項目  
**DEVELOPMENT OF KWU TUNG NORTH AND FANLING NORTH NEW DEVELOPMENT AREAS, PHASE 1**

**CONTRACT TITLE:**  
KWU TUNG NORTH NEW DEVELOPMENT AREA, PHASE 1: ROADS AND DRAINS BETWEEN KWU TUNG NORTH NEW DEVELOPMENT AREA AND SHEK WU HUI

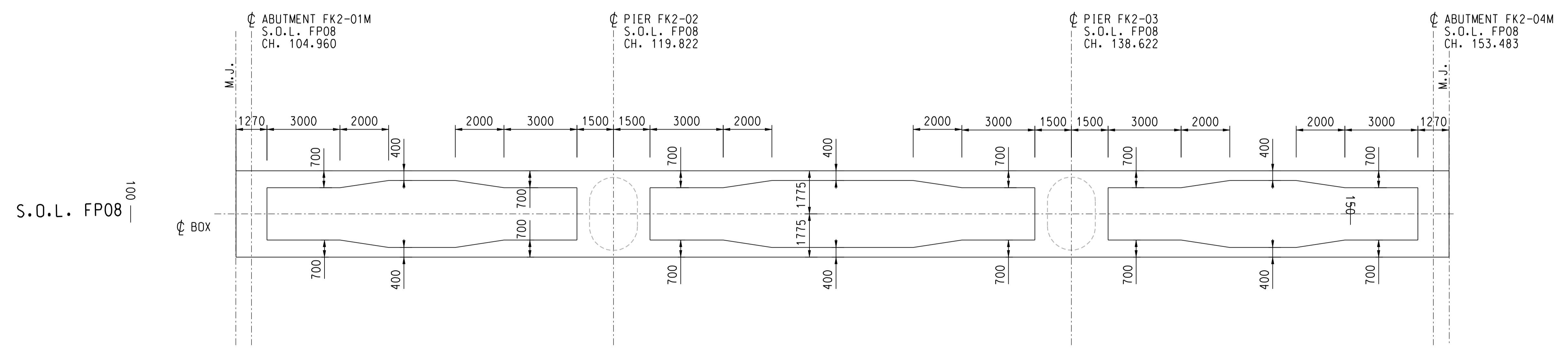
**CLIENT**  
業主  
**CEDD** 土木工程拓展署  
Civil Engineering and Development Department

**CONSULTANT**  
工程師有限公司  
AECOM Asia Company Ltd.  
www.aecom.com

**SUB-CONSULTANTS**  
分判工程師有限公司



TOP PLAN OF DECK FOR LINKBRIDGE  
SCALE 1 : 100



BOTTOM PLAN OF DECK FOR LINKBRIDGE  
SCALE 1 : 100

**ISSUE/REVISION**  
修訂

NO.	DATE	DESCRIPTION	CHK.
-	SEP-19	TENDER DRAWING	CL

**STATUS**  
圖樣

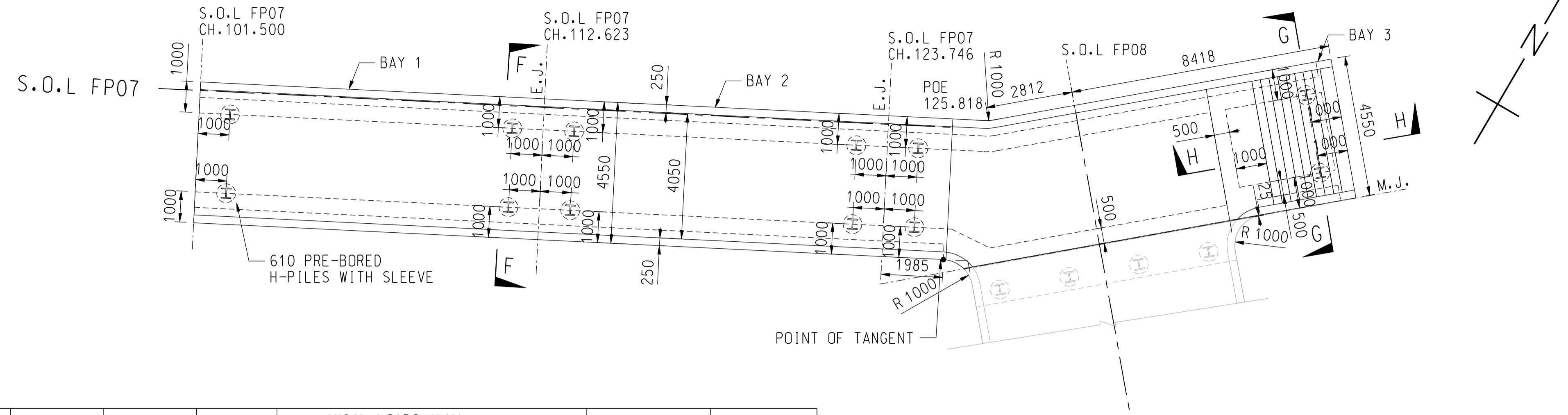
**SCALE**  
比例: A1 1 : 100  
**DIMENSION UNIT**  
尺寸單位: MILLIMETRES

**KEY PLAN**  
索引圖

**PROJECT NO.** 項目編號: 60335576  
**CONTRACT NO.** 合約編號: ND/2019/02  
**SHEET TITLE** 圖紙名稱: FOOTBRIDGE FK2 GENERAL ARRANGEMENT  
**SHEET NUMBER** 圖紙編號: 60335576/C2/C00/4015

This drawing has been prepared for the use of AECOM's client. It may not be used, modified, reproduced or relied upon by third parties, except as agreed by AECOM or as required by law. AECOM accepts no responsibility, and denies any liability whatsoever, for any party that uses or relies on this drawing without AECOM's express written consent. Do not scale this document. All measurements must be obtained from the stated dimensions.

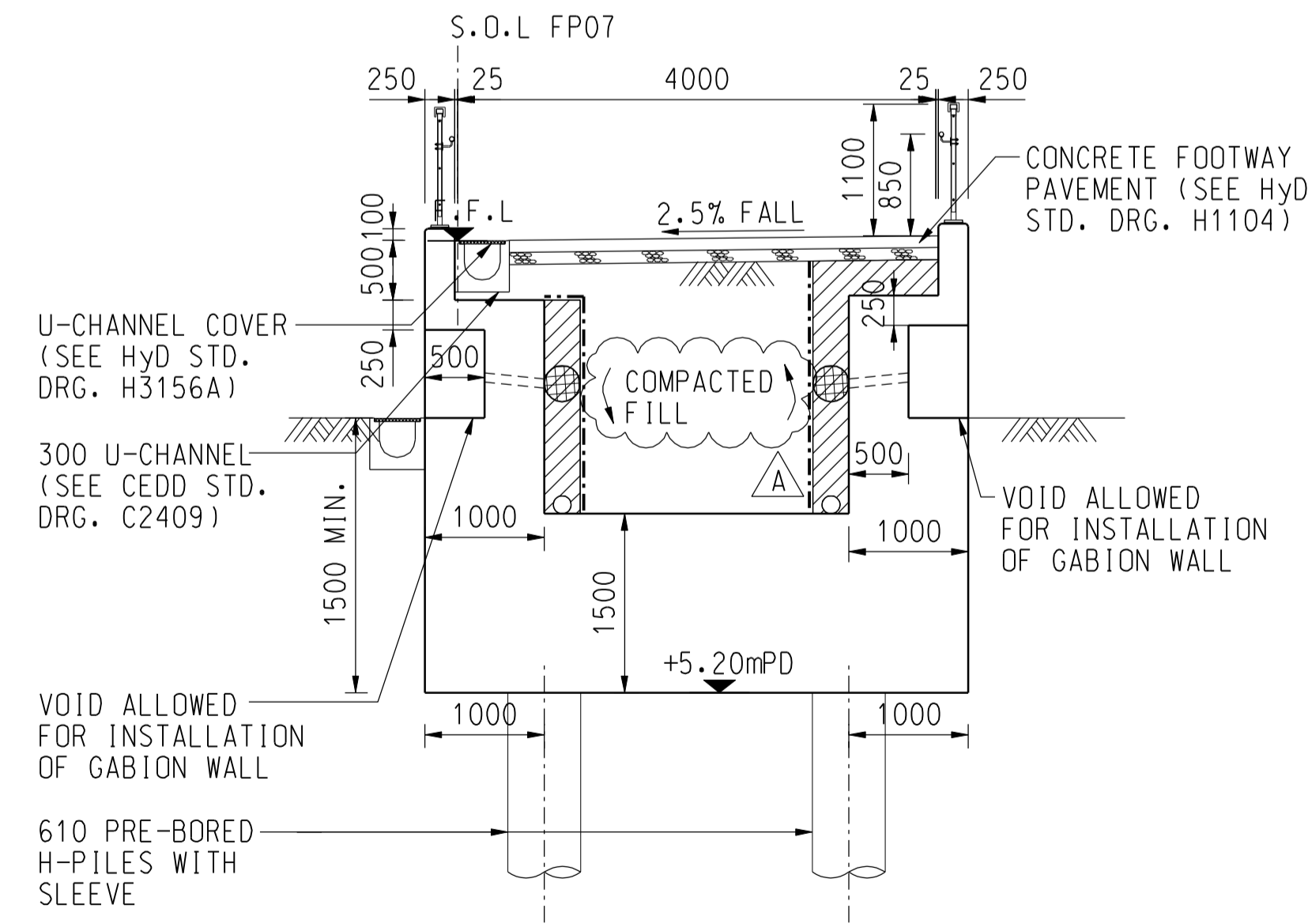
NOTE:  
 1. THIS DRAWING TO BE READ IN CONJUNCTION WITH DRAWING NOS. 60335576/C2/C00/4011 TO 4018.



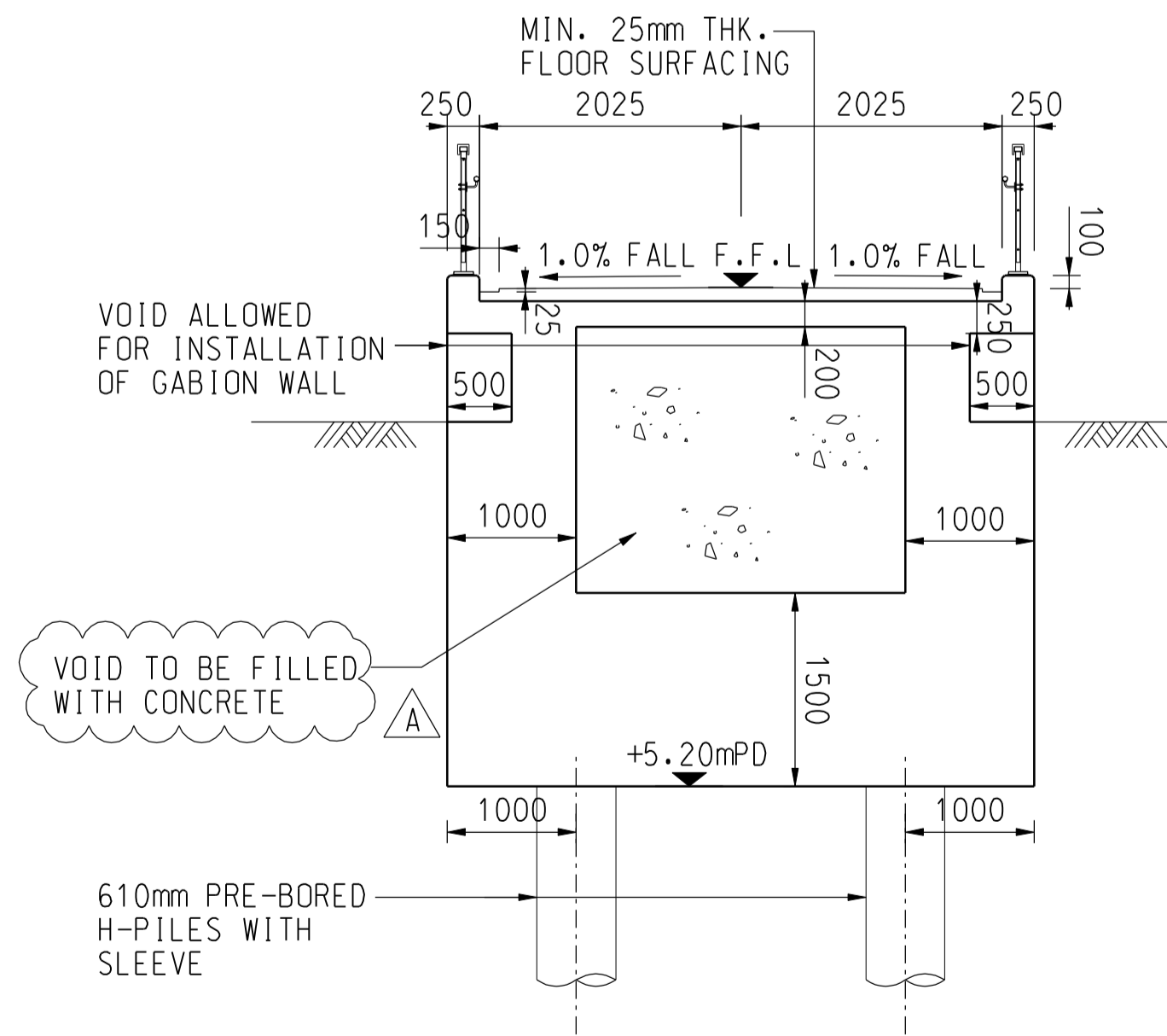
RAMP STRUCTURE REFERENCE NO.	NO. OF PILES	PILE DIAMETER (mm)	PILE CAP TOP LEVEL (mPD)	PILE CUT OFF LEVEL (mPD)	ROCKHEAD LEVEL (mPD)	TENTATIVE FOUNDING LEVEL (mPD)	SOCKET LENGTH (m)	AXIAL LOADS (kN) (NSF IS NOT INCLUDED)				ESTIMATED NEGATIVE SKIN FRICTION (kN)	PILE SLEEVE BOTTOM LEVEL (mPD)
								SLS		ULS			
								MIN COMP.	MAX COMP.	MIN COMP.	MAX COMP.		
BAY 1	4	610	+6.70	+5.80	-33	-36	3	1083	1712	-498	3251	575	+1.61
BAY 2	4	610	+6.70	+5.80	-33	-36	3	1083	1712	-498	3251	575	+1.61
BAY 3	4	610	+6.70	+5.80	-32	-35	3	1162	2050	-740	3891	575	+1.61

\* AXIAL LOAD: +ve(COMPRESSION), -ve(TENSION)

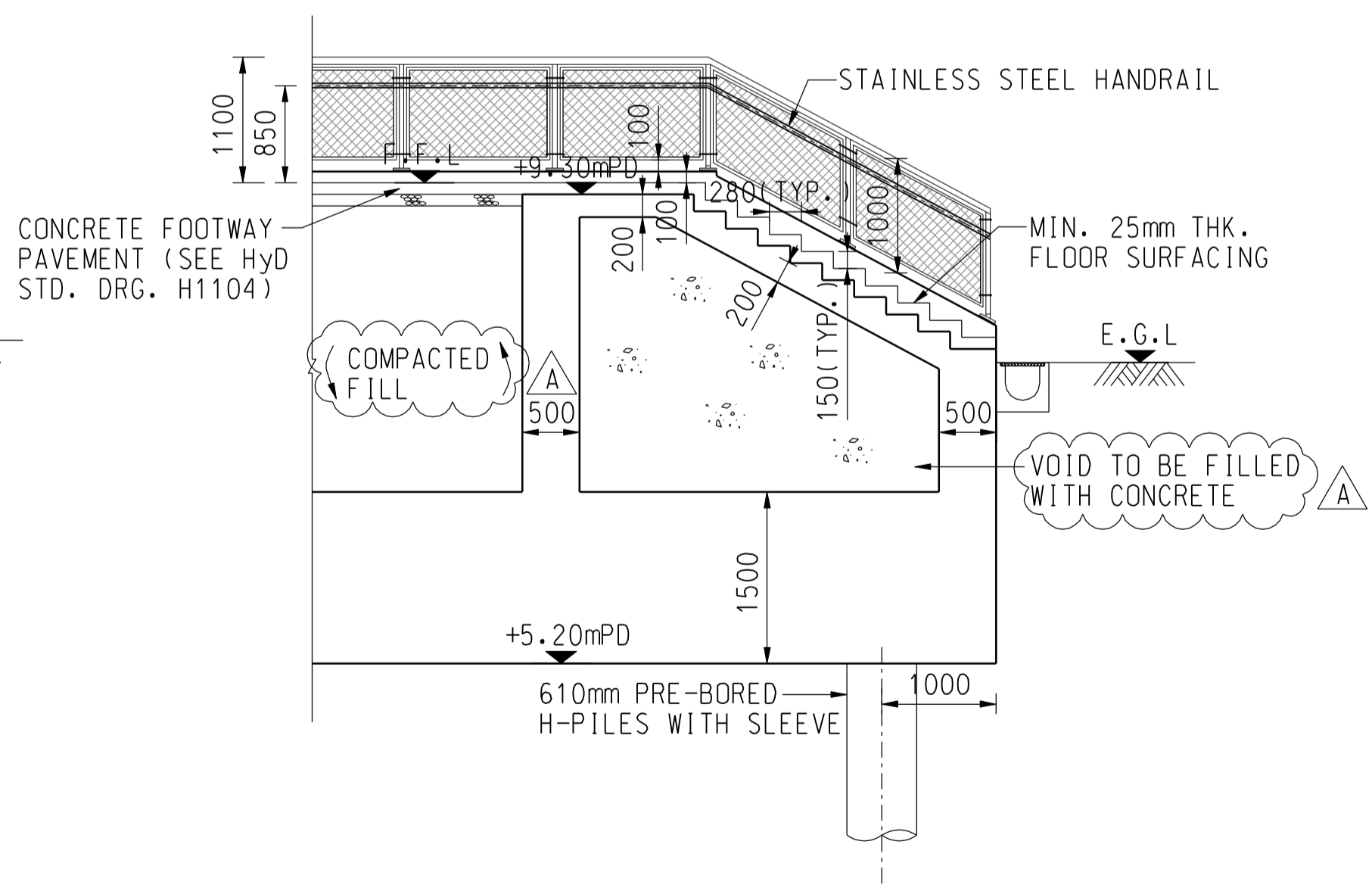
NORTHERN FOOTWAY RAMP/STAIRCASE  
 SCALE 1 : 100



SECTION F - F  
 SCALE 1 : 50



SECTION G - G  
 SCALE 1 : 50



SECTION H - H  
 SCALE 1 : 50

**AECOM**

PROJECT  
 项目

**DEVELOPMENT OF KWU TUNG NORTH AND FANLING NORTH NEW DEVELOPMENT AREAS, PHASE 1**

CONTRACT TITLE:  
 KWU TUNG NORTH NEW DEVELOPMENT AREA, PHASE 1: ROADS AND DRAINS BETWEEN KWU TUNG NORTH NEW DEVELOPMENT AREA AND SHEK WU HUI

CLIENT  
 業主

土木工程拓展署  
 Civil Engineering and Development Department

CONSULTANT  
 工程顧問公司

AECOM Asia Company Ltd.  
 www.aecom.com

SUB-CONSULTANTS  
 分判工程顧問公司

ISSUE/REVISION  
 修訂

NO.	DATE	DESCRIPTION	CHK.
A	OCT-19	TENDER ADDENDUM NO. 1	CL
-	SEP-19	TENDER DRAWING	CL

SCALE  
 比例

A1 AS SHOWN

DIMENSION UNIT  
 尺寸單位

MILLIMETRES

KEY PLAN  
 索引圖

PROJECT NO.  
 項目編號

60335576

CONTRACT NO.  
 合約編號

ND/2019/02

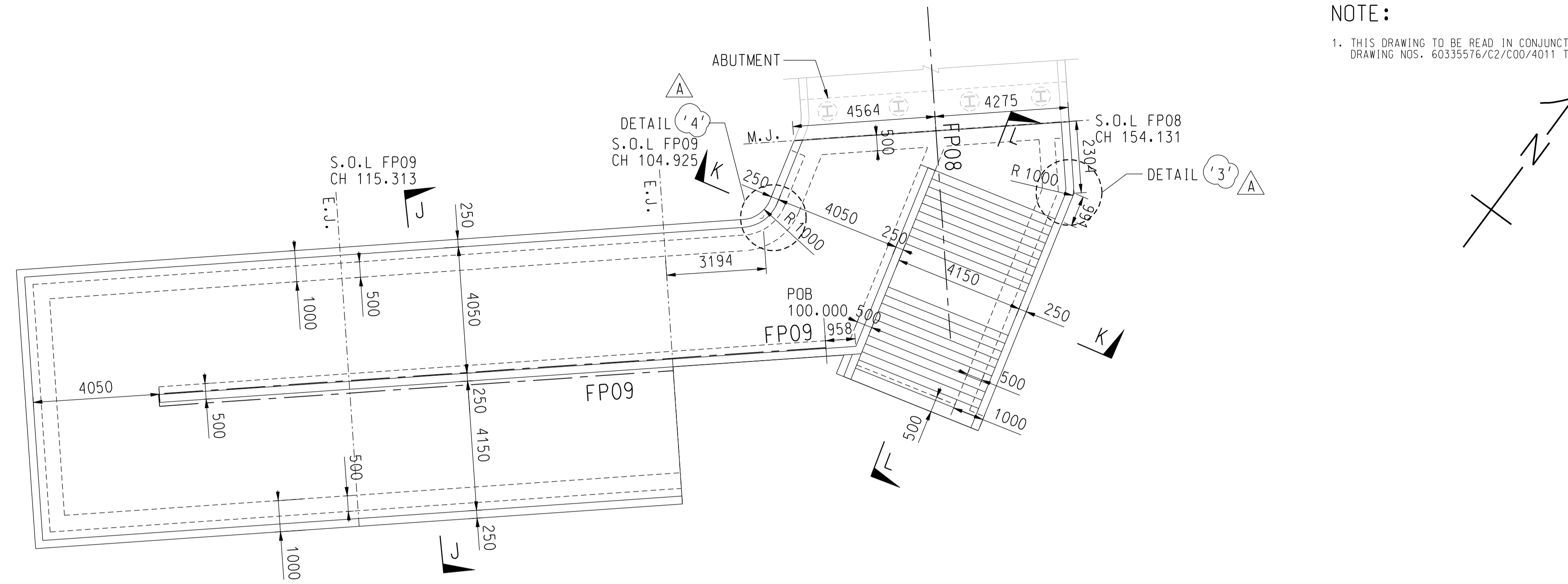
SHEET TITLE  
 圖紙名稱

FOOTBRIDGE FK2  
 GENERAL ARRANGEMENT


SHEET NUMBER  
 圖紙編號

60335576/C2/C00/4016A

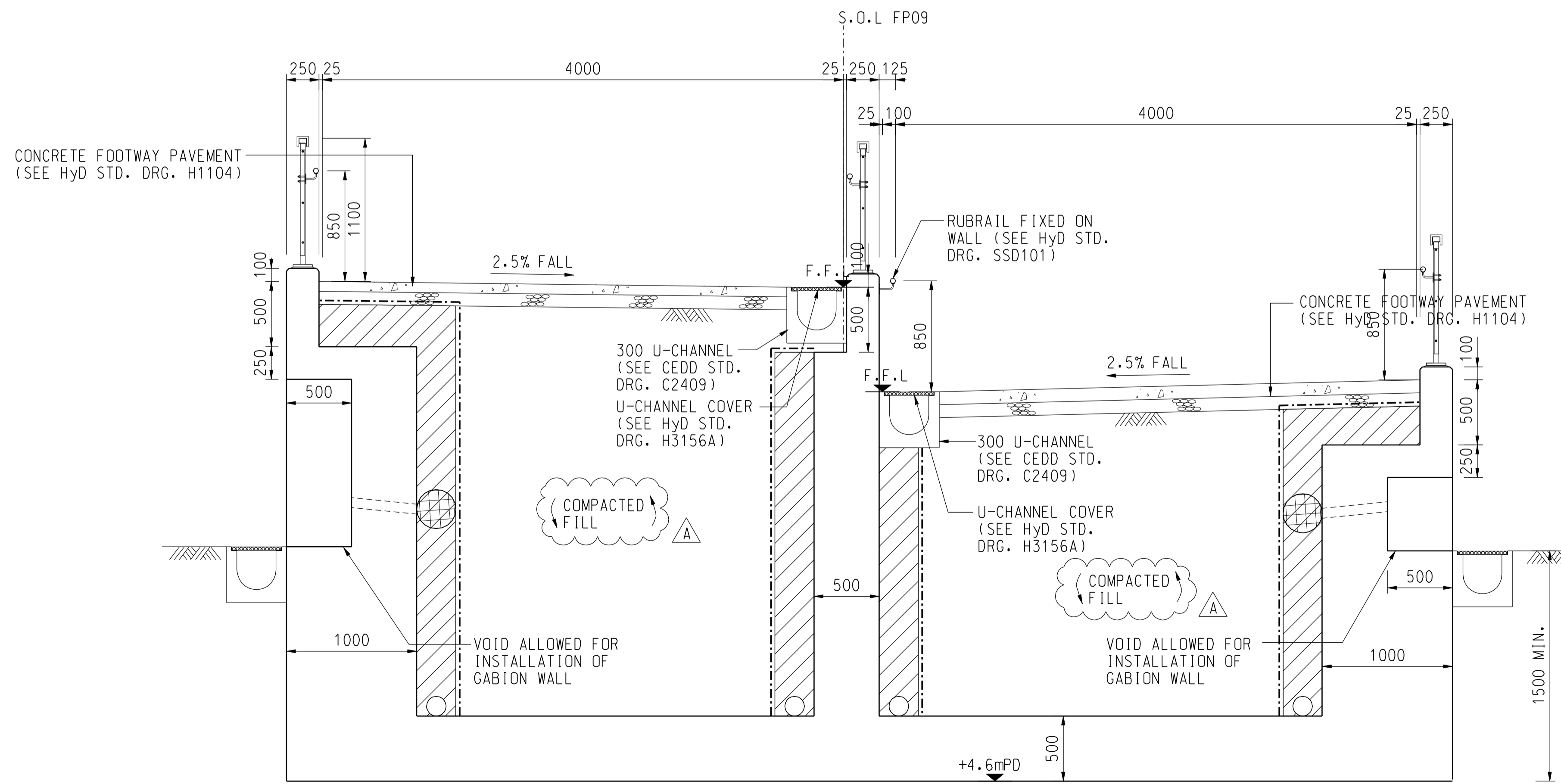
This drawing has been prepared for the use of AECOM's client. It may not be used, modified, reproduced or relied upon by third parties, except as agreed by AECOM or as required by law. AECOM accepts no responsibility, and denies any liability whatsoever, to any party that uses or relies on this drawing without AECOM's express written consent. Do not scale this document. All measurements must be obtained from the stated dimensions.



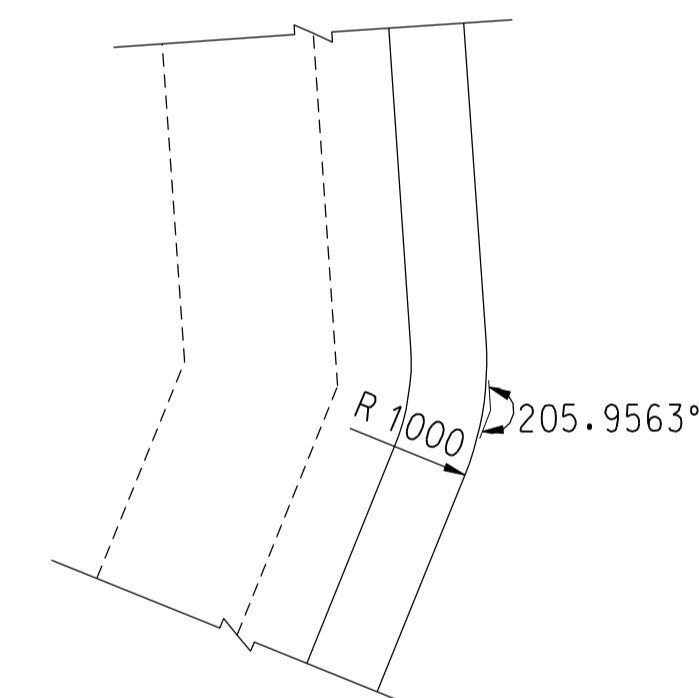
NOTE:  
 1. THIS DRAWING TO BE READ IN CONJUNCTION WITH DRAWING NOS. 60335576/C2/C00/4011 TO 4018.



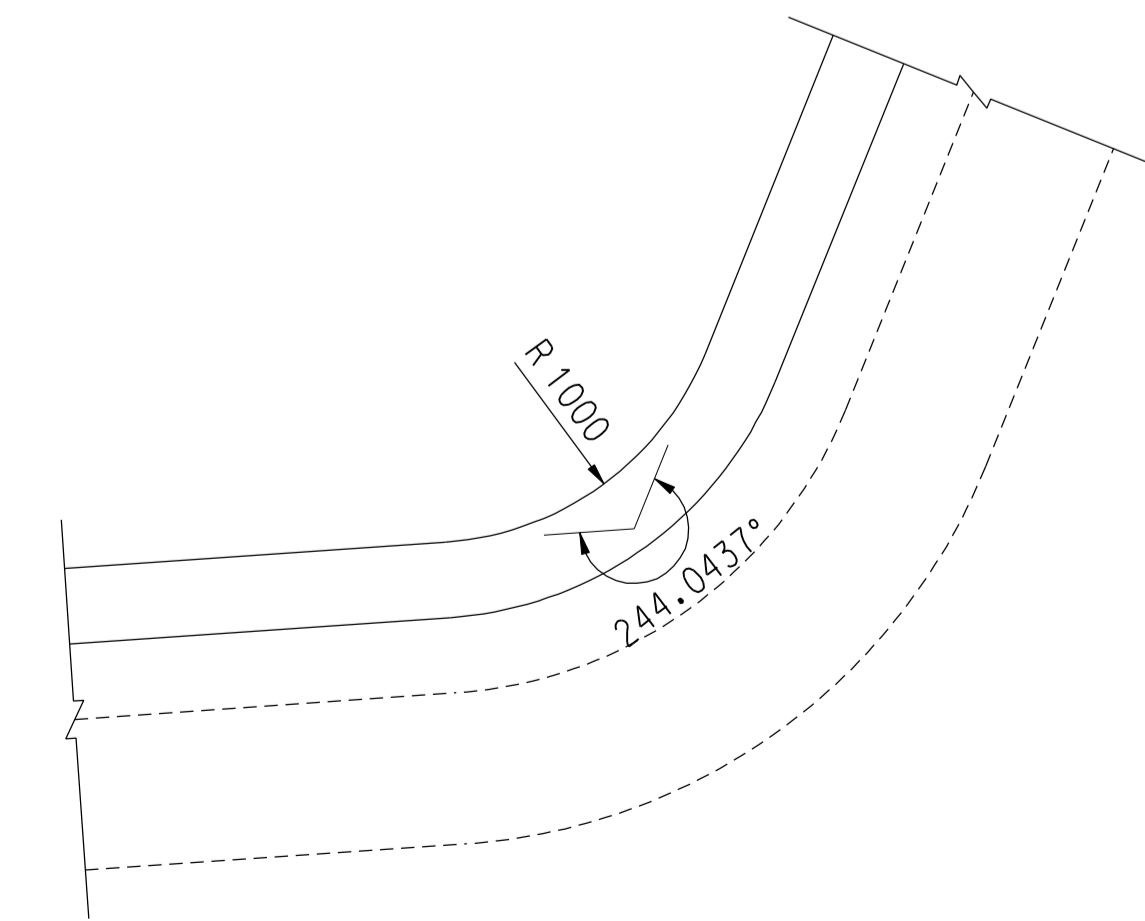
SOUTHERN FOOTWAY RAMP/STAIRCASE  
 SCALE 1 : 100



SECTION J - J  
 SCALE 1 : 25



DETAIL 3  
 SCALE 1 : 25



DETAIL 4  
 SCALE 1 : 25

**ISSUE/REVISION**  
 修訂

A/R	DATE	DESCRIPTION	CHK.
A	OCT-19	TENDER ADDENDUM NO. 1	CL
-	SEP-19	TENDER DRAWING	CL

**SCALE**  
 比例

**DIMENSION UNIT**  
 尺寸單位

A1 AS SHOWN      MILLIMETRES

**KEY PLAN**  
 索引圖

**PROJECT NO.**  
 項目編號  
 60335576

**CONTRACT NO.**  
 合約編號  
 ND/2019/02

**SHEET TITLE**  
 圖紙名稱  
 FOOTBRIDGE FK2  
 GENERAL ARRANGEMENT

**SHEET NUMBER**  
 圖紙編號  
 60335576/C2/C00/4017A

This drawing has been prepared for the use of AECOM's client. It may not be used, modified, reproduced or relied upon by third parties, except as agreed by AECOM or as required by law. AECOM accepts no responsibility, and denies any liability whatsoever, to any party that uses or relies on this drawing without AECOM's express written consent. Do not scale this document. All measurements must be obtained from the stated dimensions.

NOTE:

1. THIS DRAWING TO BE READ IN CONJUNCTION WITH DRAWING NOS. 60335576/C2/C00/4011 TO 4018.

PROJECT

DEVELOPMENT OF KWU TUNG NORTH AND FANLING NORTH NEW DEVELOPMENT AREAS, PHASE 1

CONTRACT TITLE:

KWU TUNG NORTH NEW DEVELOPMENT AREA, PHASE 1: ROADS AND DRAINS BETWEEN KWU TUNG NORTH NEW DEVELOPMENT AREA AND SHEK WU HUI

CLIENT

土木工程拓展署 Civil Engineering and Development Department

CONSULTANT

AECOM Asia Company Ltd. www.aecom.com

SUB-CONSULTANTS

ISSUE/REVISION

I/R	DATE	DESCRIPTION	CHK.
A	OCT-19	TENDER ADDENDUM NO. 1	CL
-	SEP-19	TENDER DRAWING	CL

STATUS

Final

SCALE

A1 AS SHOWN MILLIMETRES

KEY PLAN

不可用

PROJECT NO.

60335576

CONTRACT NO.

ND/2019/02

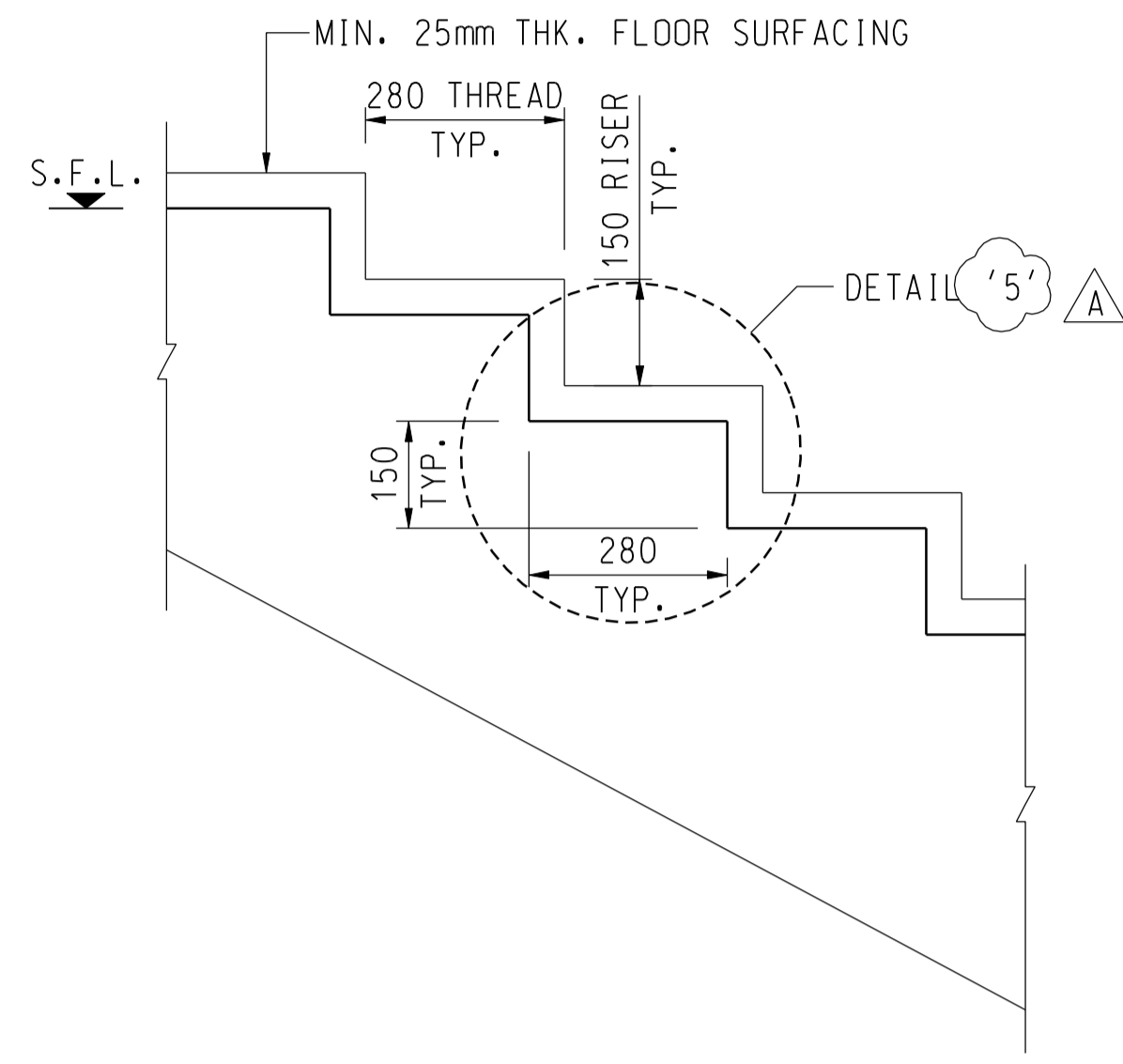
SHEET TITLE

FOOTBRIDGE FK2 GENERAL ARRANGEMENT

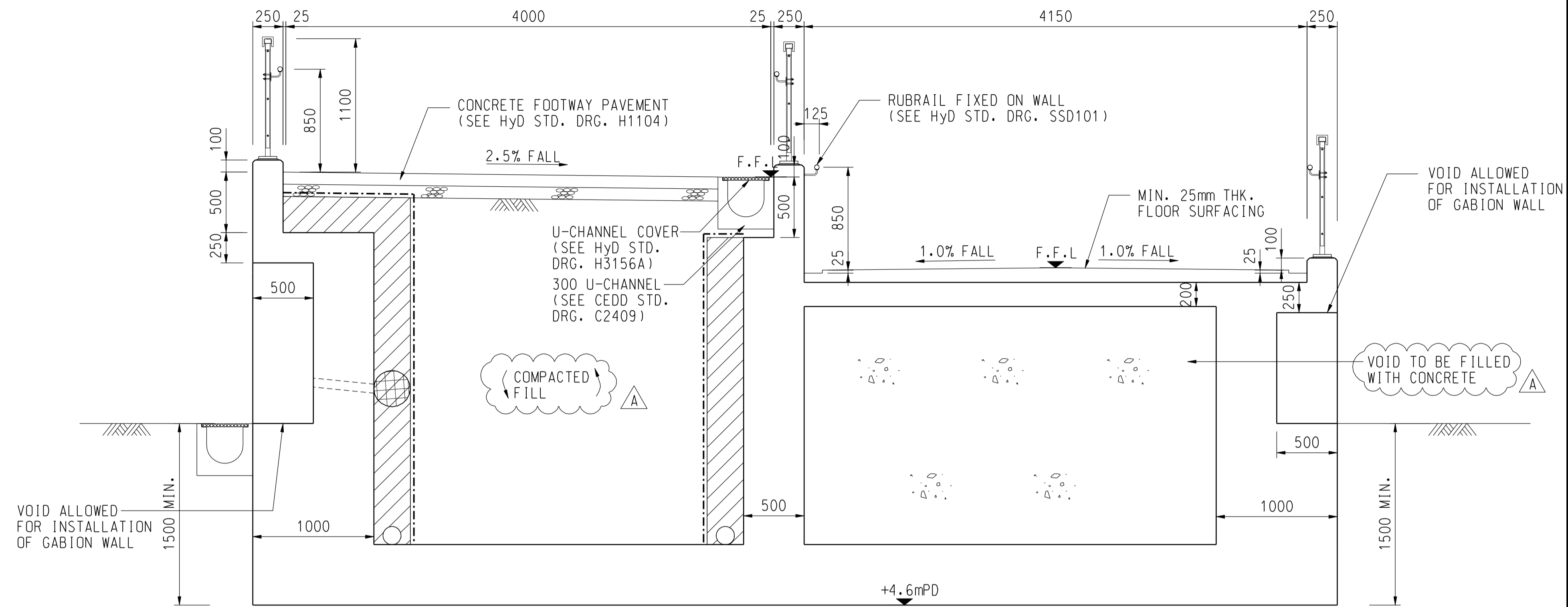
SHEET NUMBER

60335576/C2/C00/4018A

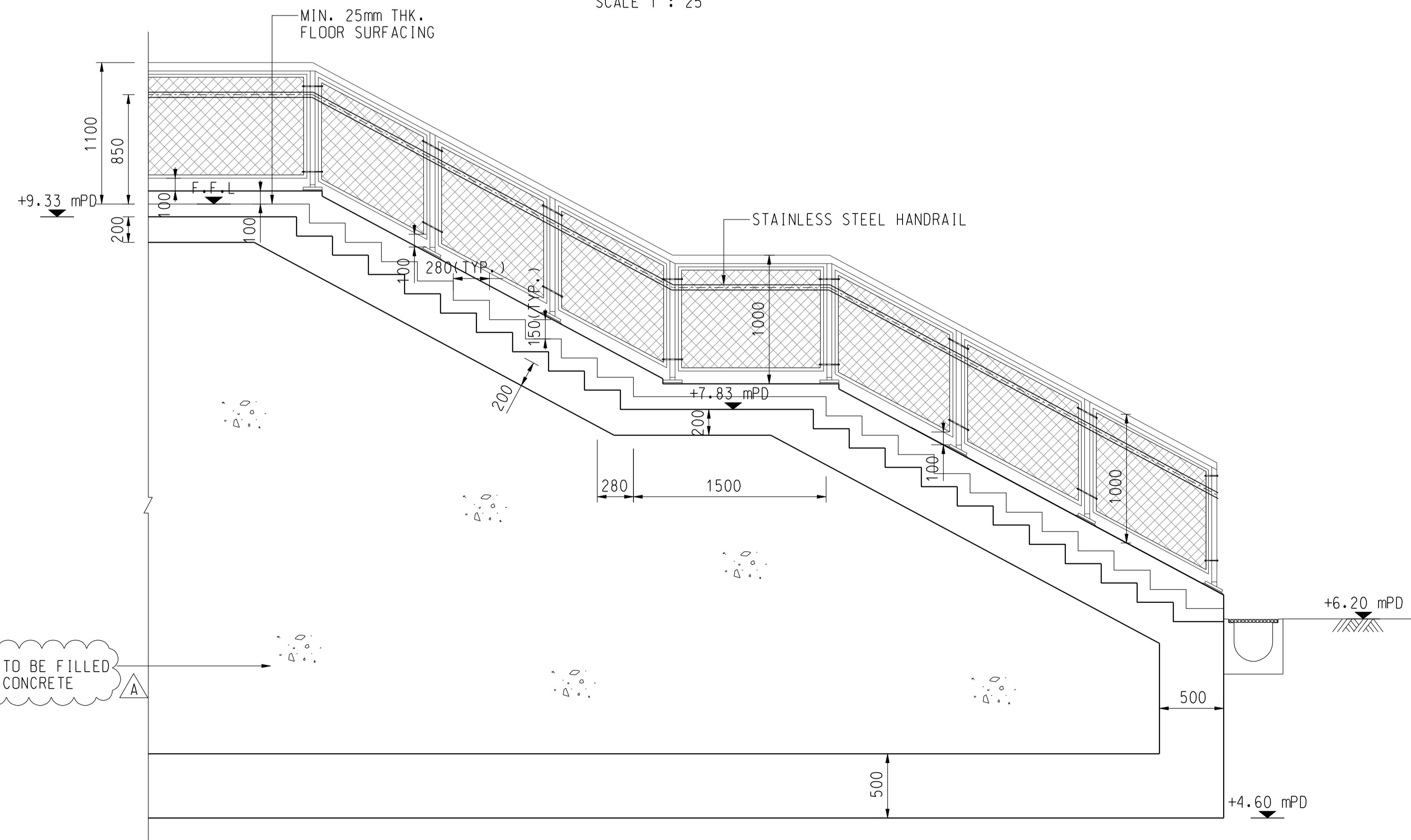
This drawing has been prepared for the use of AECOM's client. It may not be used, modified, reproduced or relied upon by third parties, except as agreed by AECOM or as required by law. AECOM accepts no responsibility, and denies any liability whatsoever, to any party that uses or relies on this drawing without AECOM's express written consent. Do not scale this document. All measurements must be obtained from the stated dimensions.



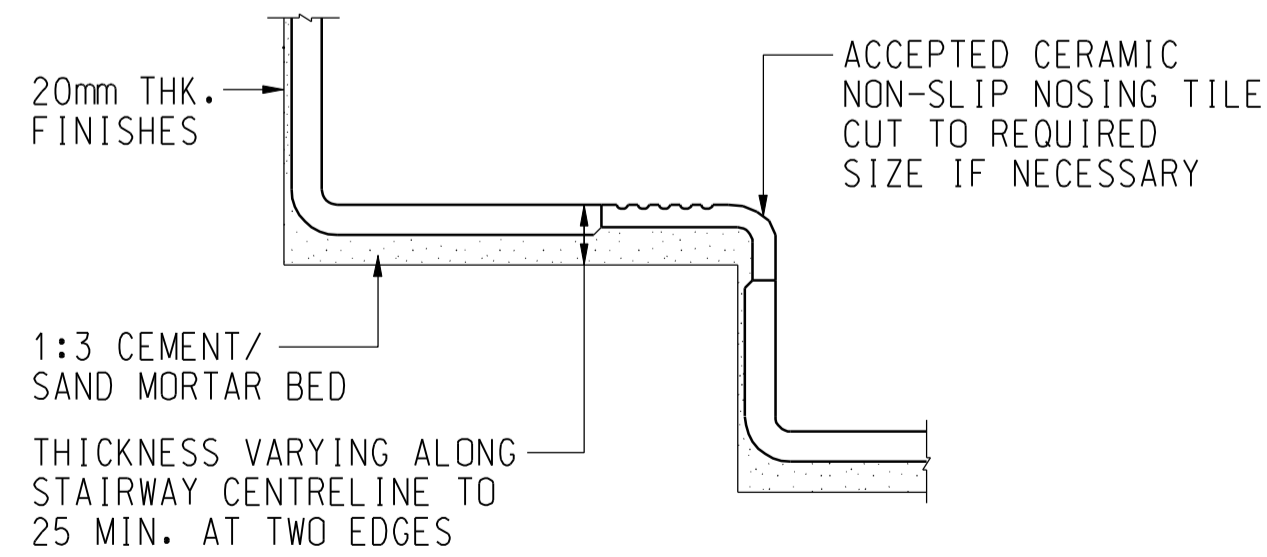
TYPICAL STAIRCASE DETAILS SCALE 1:10



SECTION K - K SCALE 1:25



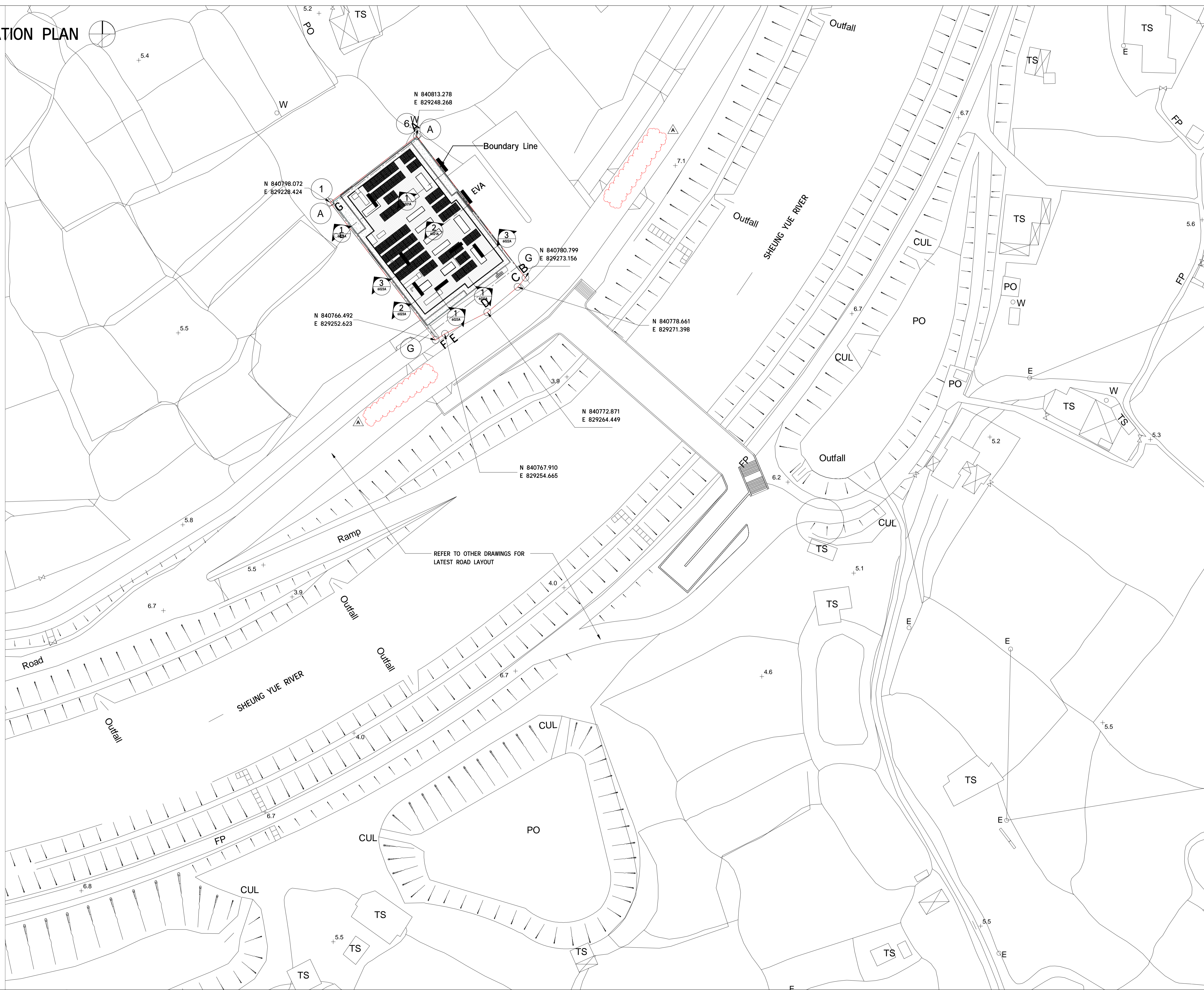
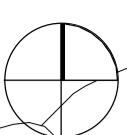
SECTION L - L SCALE 1:25



DETAIL '5' SCALE 1:2



# LOCATION PLAN



N 840798.072  
E 829228.424

N 840813.278  
E 829248.268

N 840780.799  
E 829273.156

N 840766.492  
E 829252.623

N 840778.661  
E 829271.398

N 840772.871  
E 829264.449

N 840767.910  
E 829254.665

REFER TO OTHER DRAWINGS FOR  
LATEST ROAD LAYOUT



## PROJECT

DEVELOPMENT OF  
KWU TUNG NORTH AND  
FANLING NORTH  
NEW DEVELOPMENT  
AREAS, PHASE 1

## CONTRACT TITLE:

KWU TUNG NORTH NEW  
DEVELOPMENT AREA, PHASE 1:  
ROADS AND DRAINS BETWEEN  
KWU TUNG NORTH  
NEW DEVELOPMENT AREA  
AND SHEK WU HUI

## CLIENT



## CONSULTANT

AECOM Asia Company Ltd.  
www.aecom.com

## SUB-CONSULTANTS

分判工程顧問公司

## ISSUE/REVISION

IR	DATE	DESCRIPTION	CHK.
修訂	日期	內容摘要	檢核
A	OCT-19	TENDER ADDEDNUM NO. 2	CYCH
-	SEP-19	TENDER DRAWING	CYCH

## STATUS

SCALE	DIMENSION UNIT
比例	尺寸單位
1:400 @ A1	MILLIMETRES

## KEY PLAN

索引圖

PROJECT NO.	CONTRACT NO.
項目編號	合約編號
60335576	ND/2019/02

## SHEET TITLE

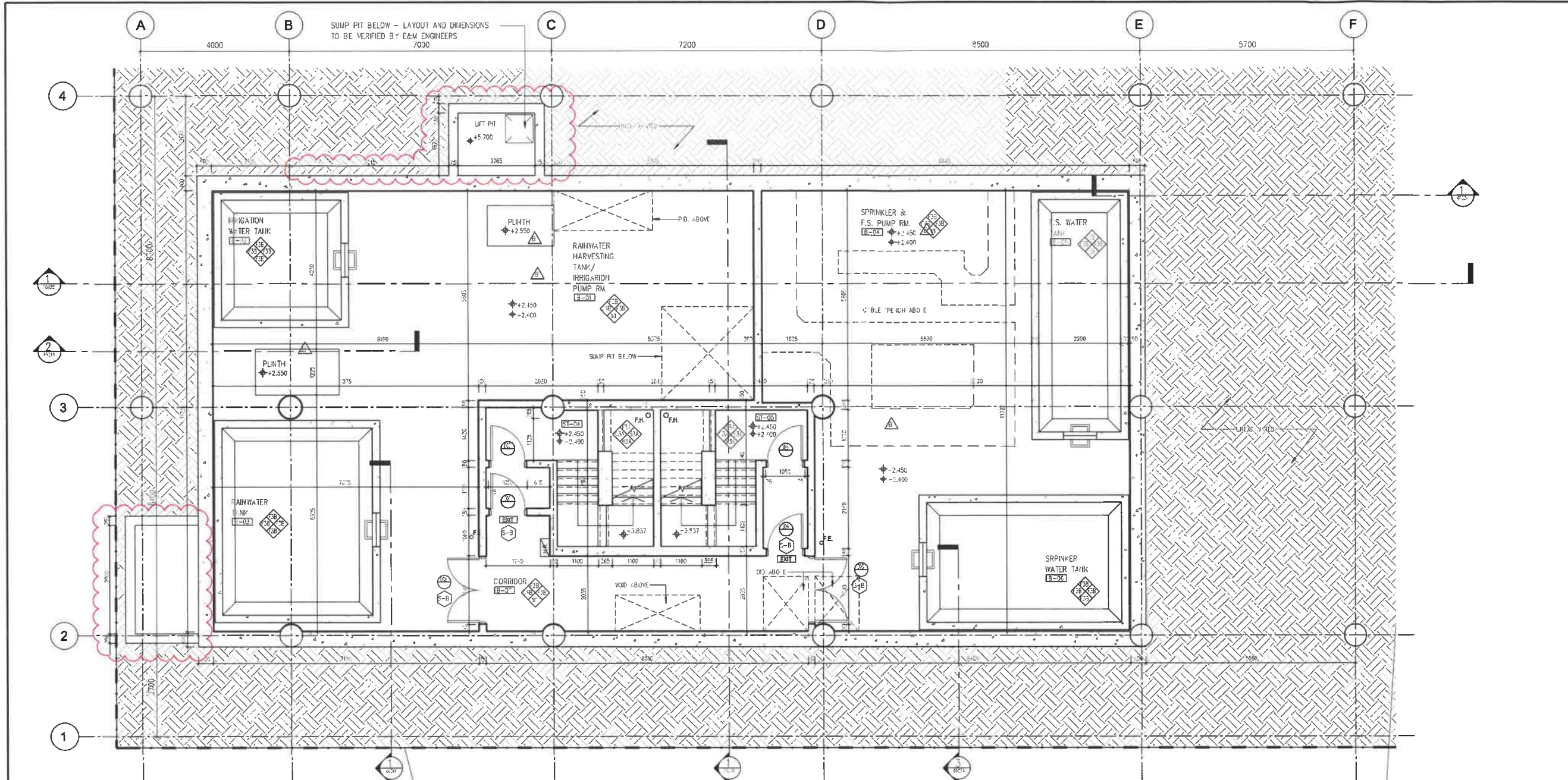
Visitor Centre - Location Plan

## SHEET NUMBER

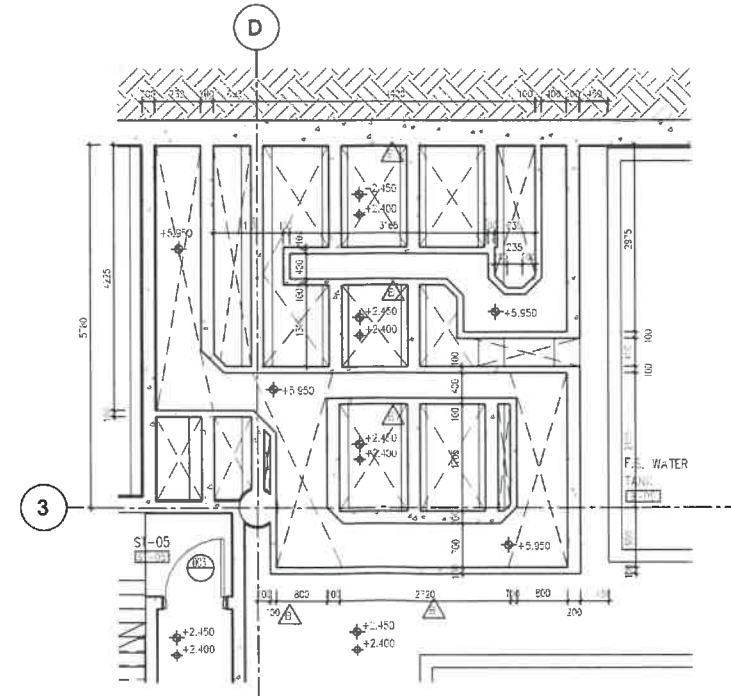
60335576/C2/C00/6001A

Project Management Initials: Designer: ELNY Checked: CYCH Approved: IHWL  
 ISO A1 594mm x 841mm

This drawing has been prepared for the use of AECOM's client. It may not be used, modified, reproduced or relied upon by third parties, except as agreed by AECOM or as required by law. AECOM accepts no responsibility, and denies any liability whatsoever, to any party that uses or relies on this drawing without AECOM's express written consent. Do not scale this document. All measurements must be obtained from the stated dimensions.



1 B/F PLAN  
SCALE 1:60



2 B/F CABLE TRENCH PART PLAN  
SCALE 1:60

**SIGNAGE LEGEND**

- SIGNAGE - BACK OF HOUSE
  - SIGNAGE - FRONT OF HOUSE
  - SIGNAGE - OFFICE
  - SIGNAGE - ENTRANCE PLATE, NAME OF VISITOR CENTRE
  - SIGNAGE - DIRECTIONAL
- NOTES: THE SIGNAGE ARE INDICATIVE ONLY, FINAL DESIGN AND LAYOUT TO BE CONFIRMED BY THE PROJECT MANAGER

REV.	DATE	DESCRIPTION	DRAWN	PRE	APP.
-	30/07/20	DIMENSION REVISED	KYL	SW	BL

CLIENT  
 土木工程拓展署  
 Civil Engineering and Development Department

CONSULTANT  
**AECOM**

PROJECT  
 DEVELOPMENT OF KWU TUNG NORTH AND FANLING NORTH NEW DEVELOPMENT AREAS, PHASE 1

CONTRACT TITLE  
 KWU TUNG NORTH NEW DEVELOPMENT AREA, PHASE 1: ROAD AND DRAINS BETWEEN KWU TUNG NORTH NEW DEVELOPMENT AREA AND SHEK WU HUI

DRAWING REFERENCE TO LATEST VERSION  
 60335576/C2/C00/6002B

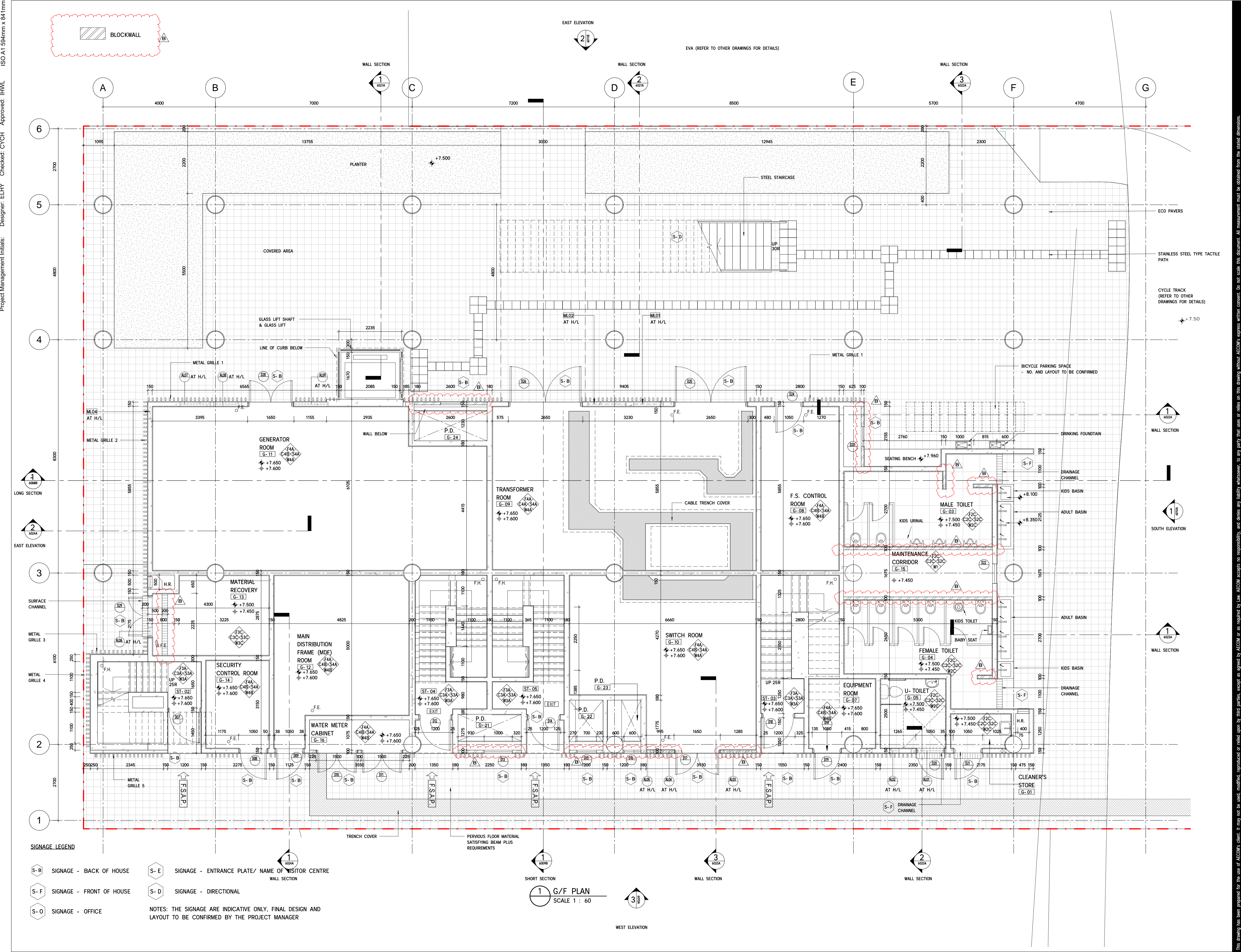
TITLE  
 VISITOR CENTRE - B/F PLAN

PROJECT NO.	60335576	CONTRACT NO.	ND/2019/02
SCALE	1:60 (A1) 1:120 (A3)	DATE	30-JUL-20
DRAWN	KYL	APPROVED	BL
SKETCH NO.	ND/2019/02/R10/130/0038	REV.	-

I/R	DATE	DESCRIPTION	CHK.
B	NOV-19	TENDER ADDEDNUM NO. 4	CYCH
A	OCT-19	TENDER ADDEDNUM NO. 2	CYCH
-	SEP-19	TENDER DRAWING	CYCH

SCALE	DIMENSION UNIT
1:60 @ A1	MILLIMETRES

PROJECT NO.	CONTRACT NO.
60335576	ND/2019/02



Project Management Initials: Designer: E.L.N.Y. Checked: C.Y.C.H. Approved: H.W.L.  
 ISO A1 594mm x 841mm

**SIGNAGE LEGEND**

SIGNAGE - BACK OF HOUSE	SIGNAGE - ENTRANCE PLATE/ NAME OF VISITOR CENTRE
SIGNAGE - FRONT OF HOUSE	SIGNAGE - DIRECTIONAL
SIGNAGE - OFFICE	

NOTES: THE SIGNAGE ARE INDICATIVE ONLY, FINAL DESIGN AND LAYOUT TO BE CONFIRMED BY THE PROJECT MANAGER

**1 G/F PLAN**  
SCALE 1 : 60

This drawing has been prepared for the use of AECOM's client. It may not be used, modified, reproduced or relied upon by third parties, except as agreed by AECOM or as required by Law. AECOM accepts no responsibility, and denies any liability whatsoever, to any party that uses or relies on this drawing without AECOM's express written consent. All measurements must be obtained from the stated dimensions.

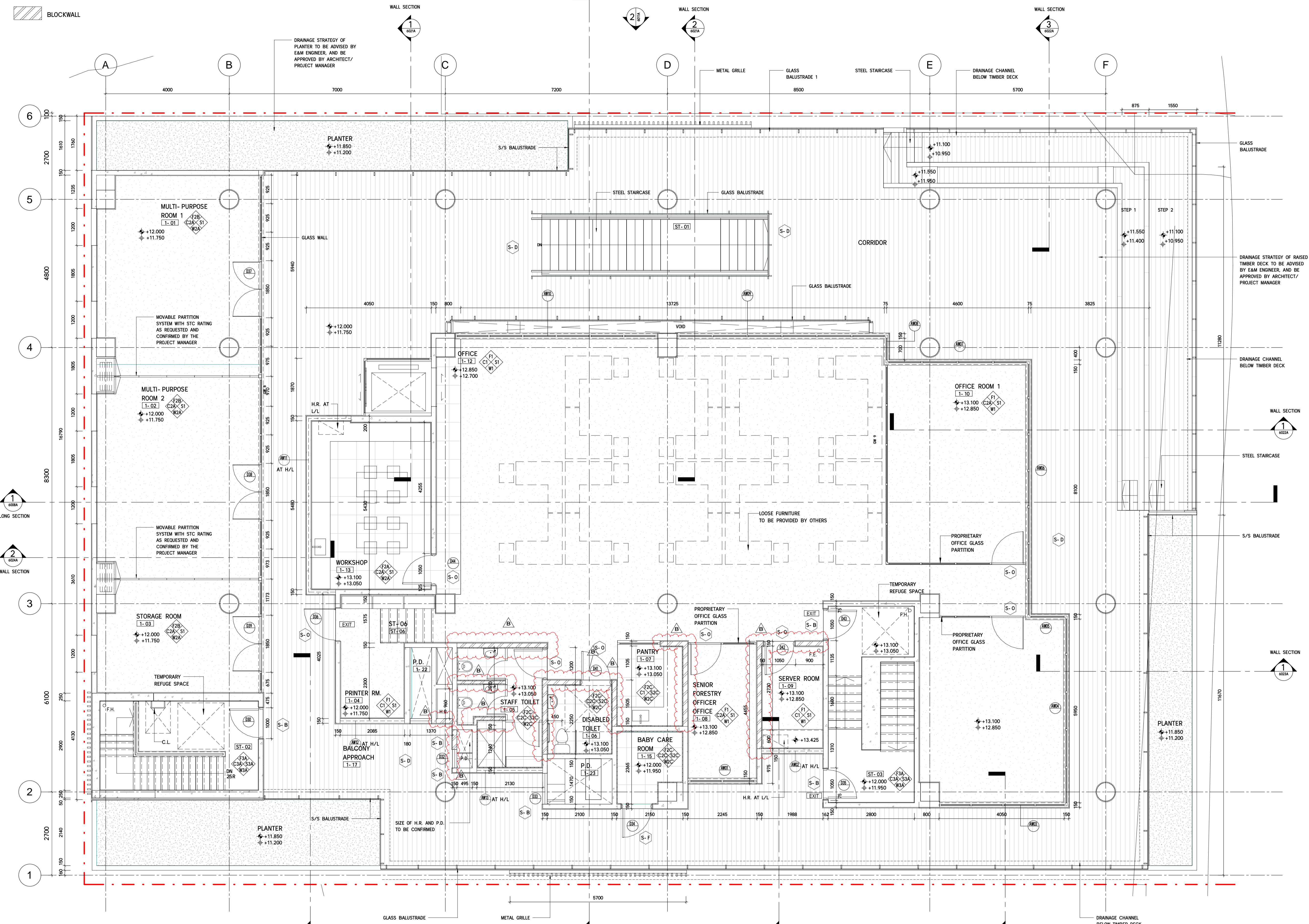
NO.	DATE	DESCRIPTION	CHK.
B	NOV-19	TENDER ADDEDNUM NO. 4	CYCH
A	OCT-19	TENDER ADDEDNUM NO. 2	CYCH
-	SEP-19	TENDER DRAWING	CYCH

SCALE	DIMENSION UNIT
1:60 @ A1	MILLIMETRES

PROJECT NO.	CONTRACT NO.
60335576	ND/2019/02

Visitor Centre - 1/F Plan

60335576/C2/C00/6004B



**SIGNAGE LEGEND**

SIGNAGE - BACK OF HOUSE	SIGNAGE - ENTRANCE PLATE/ NAME OF VISITOR
SIGNAGE - FRONT OF HOUSE	SIGNAGE - DIRECTIONAL
SIGNAGE - OFFICE	

NOTES: THE SIGNAGE ARE INDICATIVE ONLY. FINAL DESIGN AND LAYOUT TO BE CONFIRMED BY THE PROJECT MANAGER

**1** 1/F PLAN  
SCALE 1 : 60

This drawing has been prepared for the use of AECOM's client. It may not be used, modified, reproduced or relied upon by third parties, except as agreed by AECOM or as required by Law. AECOM accepts no responsibility, and denies any liability whatsoever, to any party that uses or relies on this drawing without AECOM's express written consent. All measurements must be obtained from the stated dimensions.

Project Management Initials: Designer: E.L.H.Y. Checked: C.Y.C.H. Approved: H.W.L. ISO A1 594mm x 841mm

I/R	DATE	DESCRIPTION	CHK.
A	OCT-19	TENDER ADDED NUM NO. 2	CYCH
-	SEP-19	TENDER DRAWING	CYCH

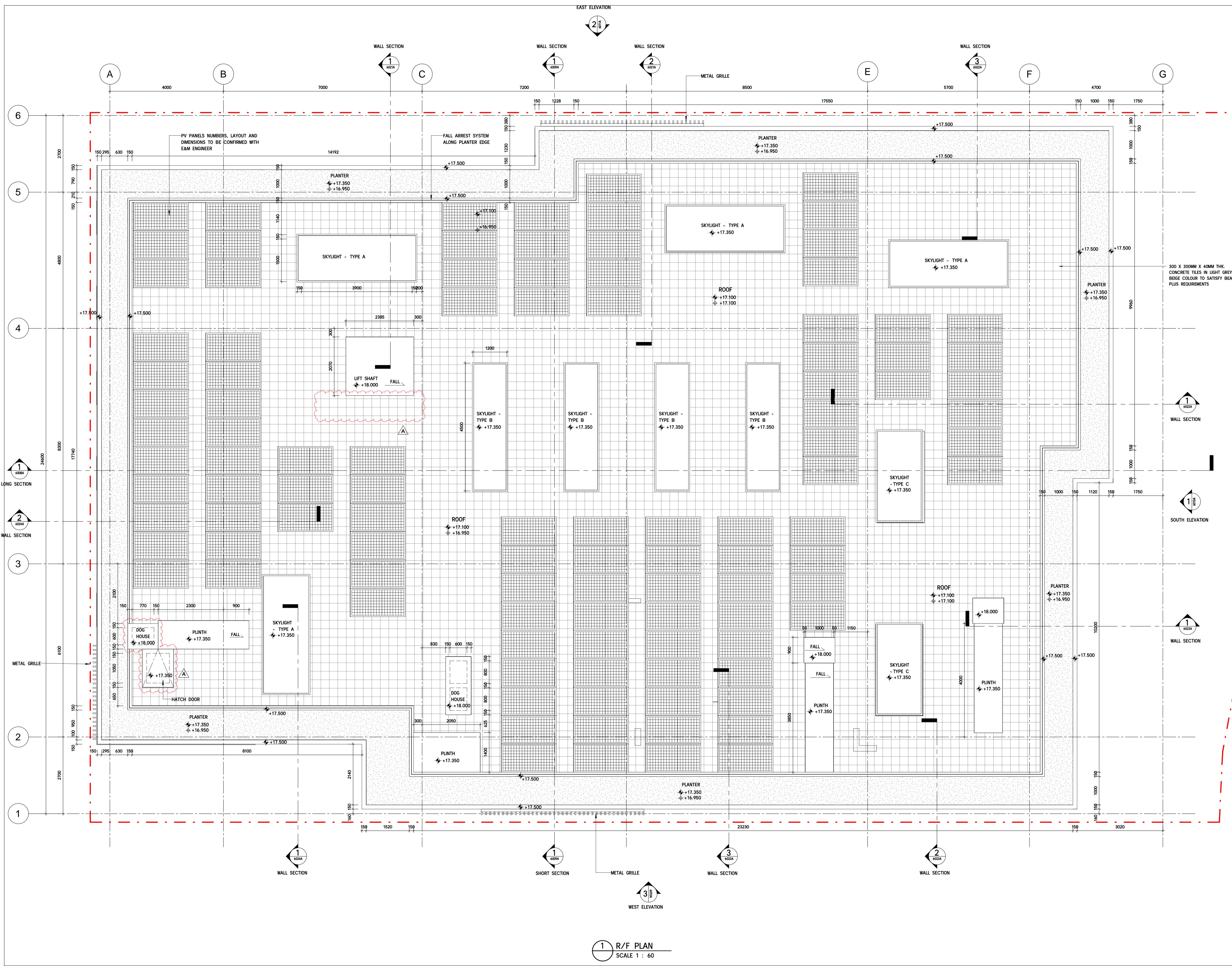
SCALE	DIMENSION UNIT
1:60 @ A1	MILLIMETRES

PROJECT NO.	CONTRACT NO.
60335576	ND/2019/02

Visitor Centre - R/F Plan

60335576/C2/C00/6005A

This drawing has been prepared for the use of AECOM's client. It may not be used, modified, reproduced or relied upon by third parties, except as assigned by AECOM, or as required by law. AECOM accepts no responsibility, and denies any liability whatsoever, to any party that uses or relies on this drawing without AECOM's express written consent. Do not scale this document. All measurements must be obtained from the stated dimensions.



ISO A1 594mm x 841mm  
Project Management Initials: Designer: ELYN Checked: CYCH Approved: HWL  
Project Management Initials: Designer: ELYN Checked: CYCH Approved: HWL

**1 R/F PLAN**  
SCALE 1 : 60

NO.	DATE	DESCRIPTION	CHK.
A	OCT-19	TENDER ADDED NO. 2	CYCH
-	SEP-19	TENDER DRAWING	CYCH

SCALE	DIMENSION UNIT
1:60 @ A1	MILLIMETRES

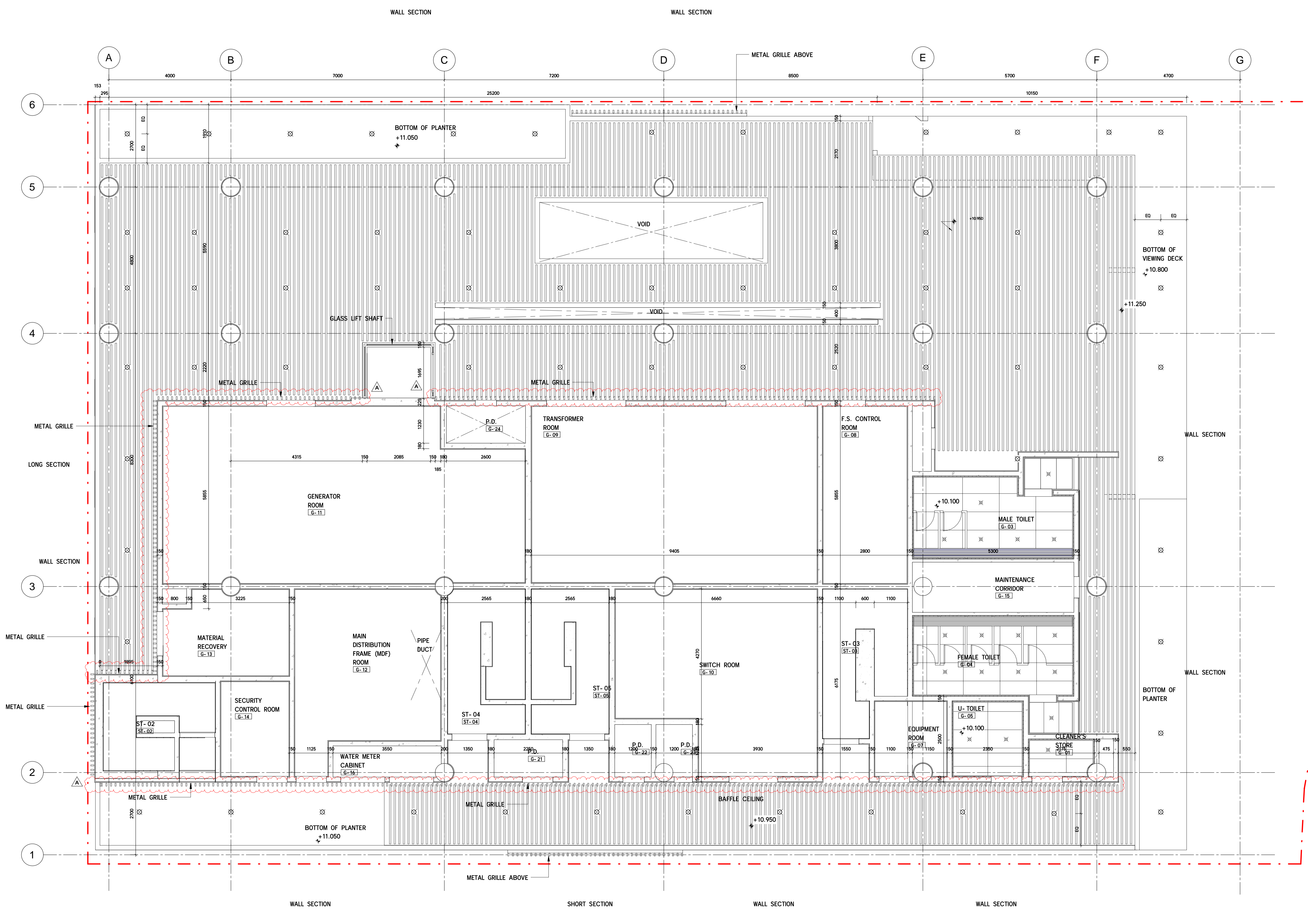
PROJECT NO.	CONTRACT NO.
60335576	ND/2019/02

Visitor Centre - G/F Reflected Ceiling Plan

60335576/C2/C00/6006A

Project Management Initials: Designer: ELYN Checked: CYCH Approved: HWL  
 ISO A1 594mm x 841mm

This drawing has been prepared for the use of AECOM's client. It may not be used, modified, reproduced or relied upon by third parties, except as assigned by AECOM, or as required by law. AECOM accepts no responsibility, and denies any liability whatsoever, to any party that uses or relies on this drawing without AECOM's express written consent. Do not scale this document. All measurements must be obtained from the stated dimensions.

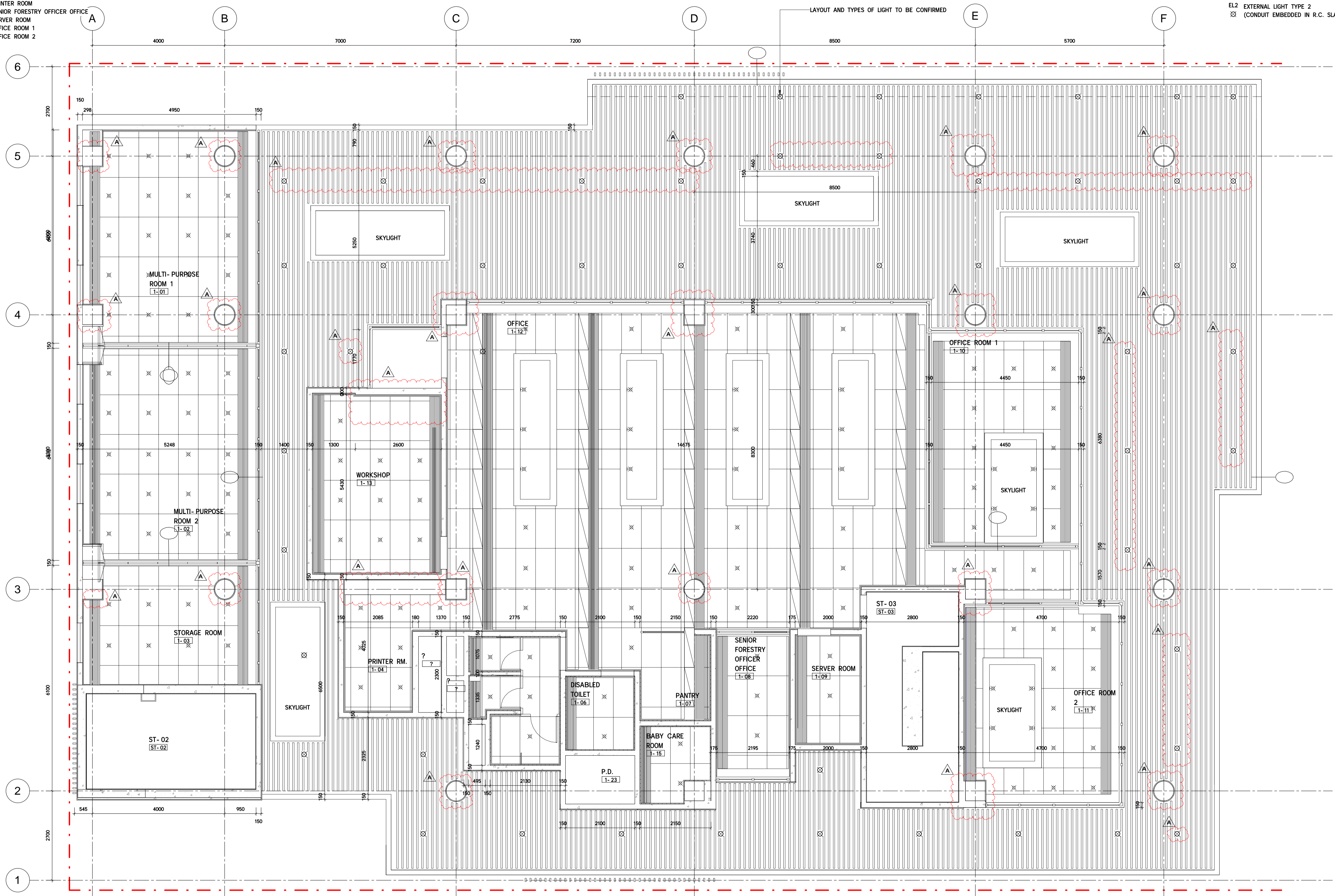


1 G/F REFLECTED CEILING PLAN  
SCALE 1 : 60

I/R	DATE	DESCRIPTION	CHK.
修訂	日期	內容摘要	檢核
A	OCT-19	TENDER ADDED NUM NO. 2	CYCH
-	SEP-19	TENDER DRAWING	CYCH

- NOTES:
- CEILING OF THE FOLLOWING ROOMS TO ACHIEVE ACOUSTICS REQUIREMENTS AS REQUESTED AND CONFIRMED BY THE PROJECT MANAGER:
    - MULTI-PURPOSE ROOM 1
    - MULTI-PURPOSE ROOM 2
    - STORE ROOM
    - WORKSHOP
    - OFFICE
    - PRINTER ROOM
    - SENIOR FORESTRY OFFICER OFFICE
    - SERVER ROOM
    - OFFICE ROOM 1
    - OFFICE ROOM 2

- EXTERNAL LIGHT TYPE 1 (AT FALSE CEILING)
- EXTERNAL LIGHT TYPE 2 (CONDUIT EMBEDDED IN R.C. SLAB)



1 1/F REFLECTED CEILING PLAN  
SCALE 1 : 60

ISO A1 594mm x 841mm  
 Designer: ELMY  
 Checked: CYCH  
 Approved: IHWL  
 Project Management Initials:

This drawing has been prepared for the use of AECOM's client. It may not be used, modified, reproduced or relied upon by third parties, except as agreed by AECOM. AECOM accepts no responsibility, and denies any liability whatsoever, to any party that uses or relies on this drawing without AECOM's express written consent. Do not scale this document. All measurements must be obtained from the stated dimensions.

I/R	DATE	DESCRIPTION	CHK.
修訂	日期	內容摘要	核核
B	NOV-19	TENDER ADDEDNUM NO. 4	CYCH
A	OCT-19	TENDER ADDEDNUM NO. 2	CYCH
-	SEP-19	TENDER DRAWING	CYCH

SCALE	DIMENSION UNIT
比例	尺寸單位
1:60 @ A1	MILLIMETRES

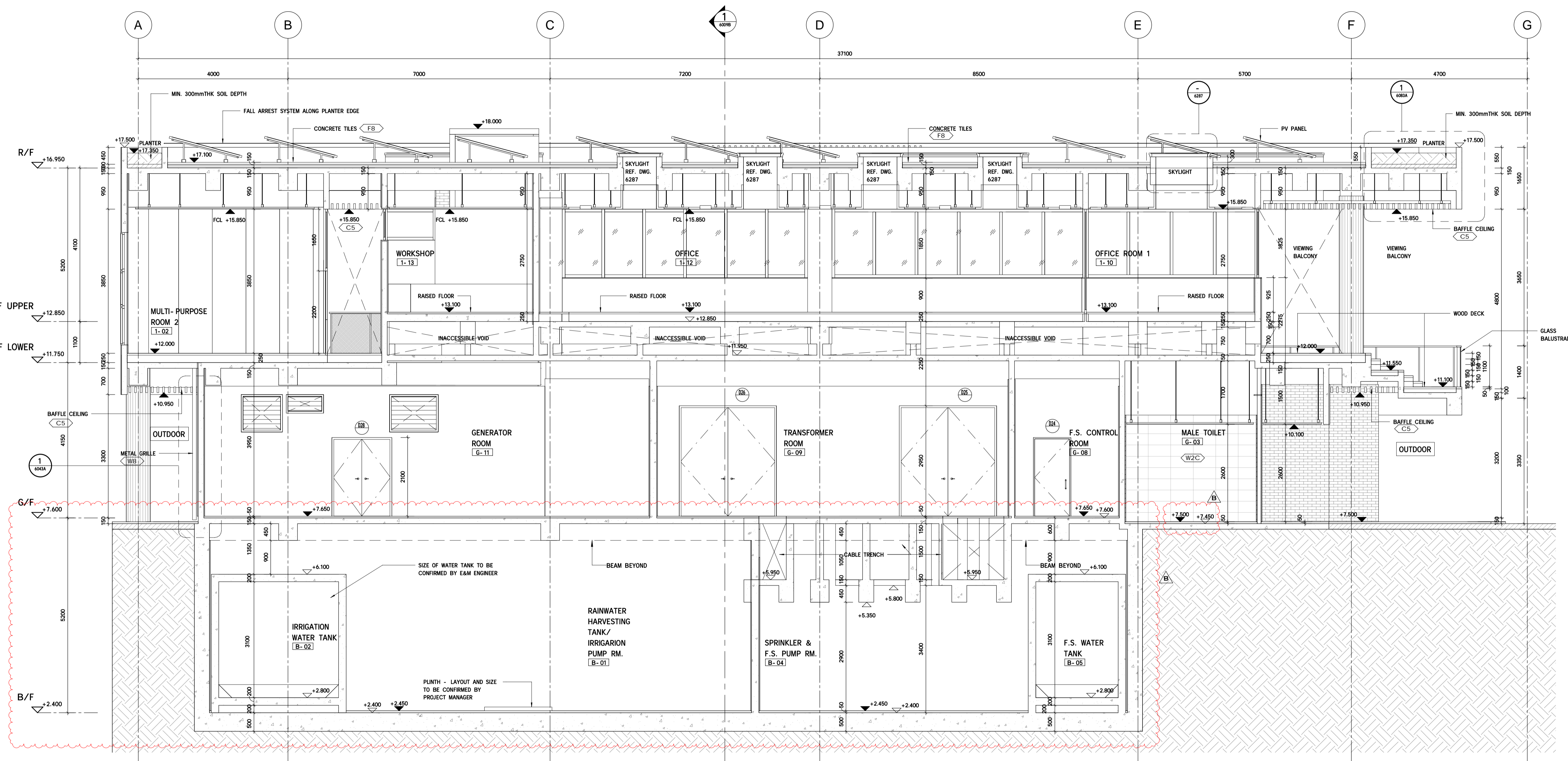
PROJECT NO.	CONTRACT NO.
項目編號	合約編號
60335576	ND/2019/02

ISO A1 594mm x 841mm

Designer: ELYN Checked: CYCH Approved: IHWL

Project Management Initials:

This drawing has been prepared for the use of AECOM's client. It may not be used, modified, reproduced or relied upon by third parties, except as agreed by AECOM or as required by Law. AECOM accepts no responsibility, and denies any liability whatsoever, to any party that uses or relies on this drawing without AECOM's express written consent. All measurements must be obtained from the stated dimensions.



NOTES:  
- PLINTH SIZE AND LAYOUT TO BE VERIFIED BY E&M ENGINEERS

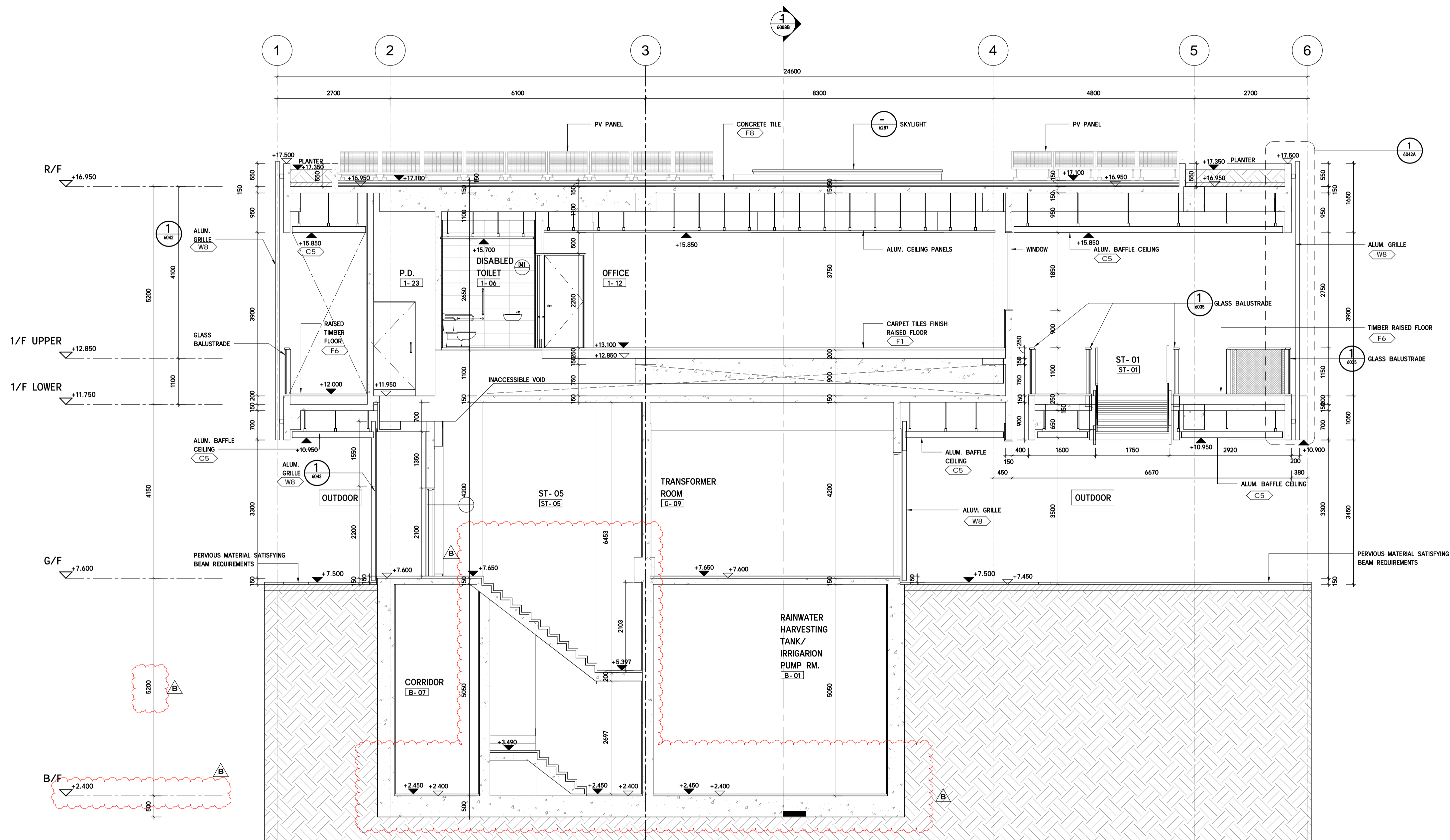
**1** LONG SECTION  
SCALE 1 : 60



I/R	DATE	DESCRIPTION	CHK.
修訂	日期	內容摘要	核核
B	NOV-19	TENDER ADDEDNUM NO. 4	CYCH
A	OCT-19	TENDER ADDEDNUM NO. 2	CYCH
-	SEP-19	TENDER DRAWING	CYCH

SCALE	DIMENSION UNIT
比例	尺寸單位
1:60 @ A1	MILLIMETRES

PROJECT NO.	CONTRACT NO.
項目編號	合約編號
60335576	ND/2019/02



1 SHORT SECTION  
SCALE 1 : 60

- NOTES:  
1. THE FOLLOWINGS TO BE VERIFIED BY E&M ENGINEERS:  
- LAYOUT AND SIZE OF PLINTH  
- DRAINAGE CHANNEL NEXT TO BASEMENT WALL

This drawing has been prepared for the use of AECOM's client. It may not be used, modified, reproduced or relied upon by third parties, except as agreed by AECOM or as required by Law. AECOM accepts no responsibility, and denies any liability whatsoever, to any party that uses or relies on this drawing without AECOM's express written consent. Do not scale this document. All measurements must be obtained from the stated dimensions.

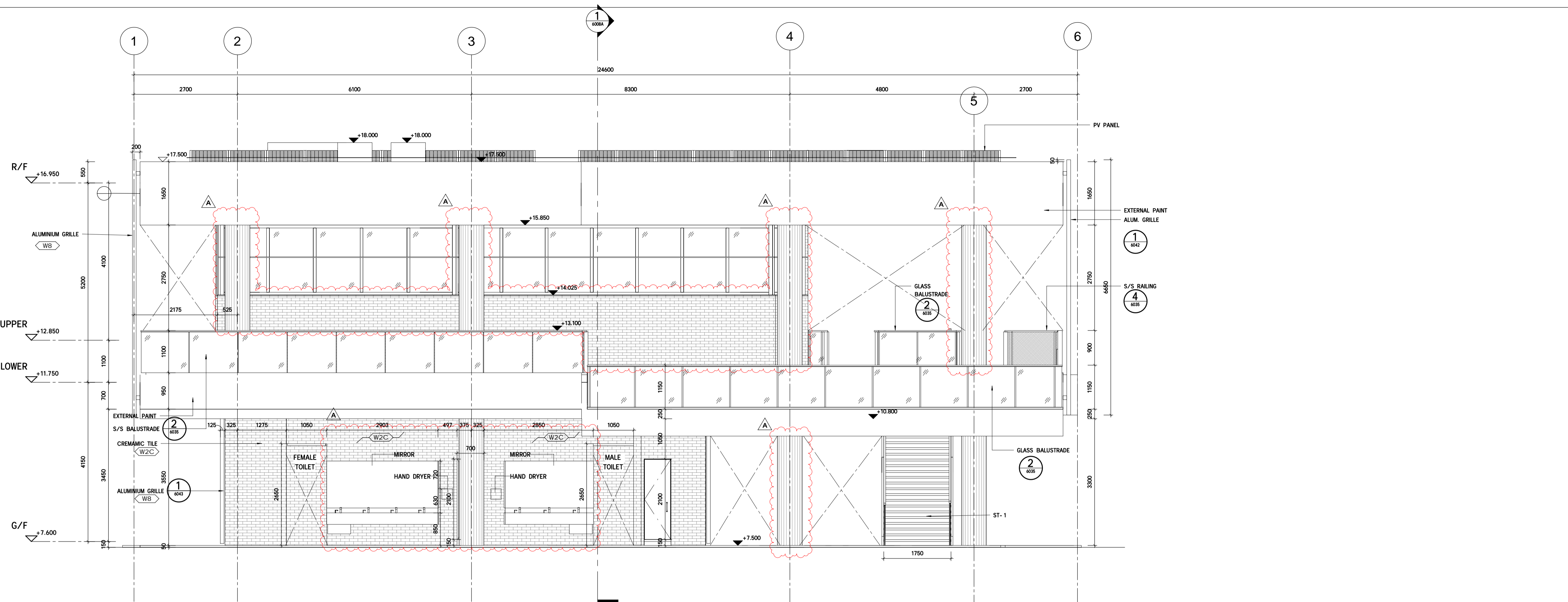
NO.	DATE	DESCRIPTION	CHK.
A	OCT-19	TENDER ADDED NUM NO. 2	CYCH
-	SEP-19	TENDER DRAWING	CYCH

SCALE	DIMENSION UNIT
1:60 @ A1	MILLIMETRES

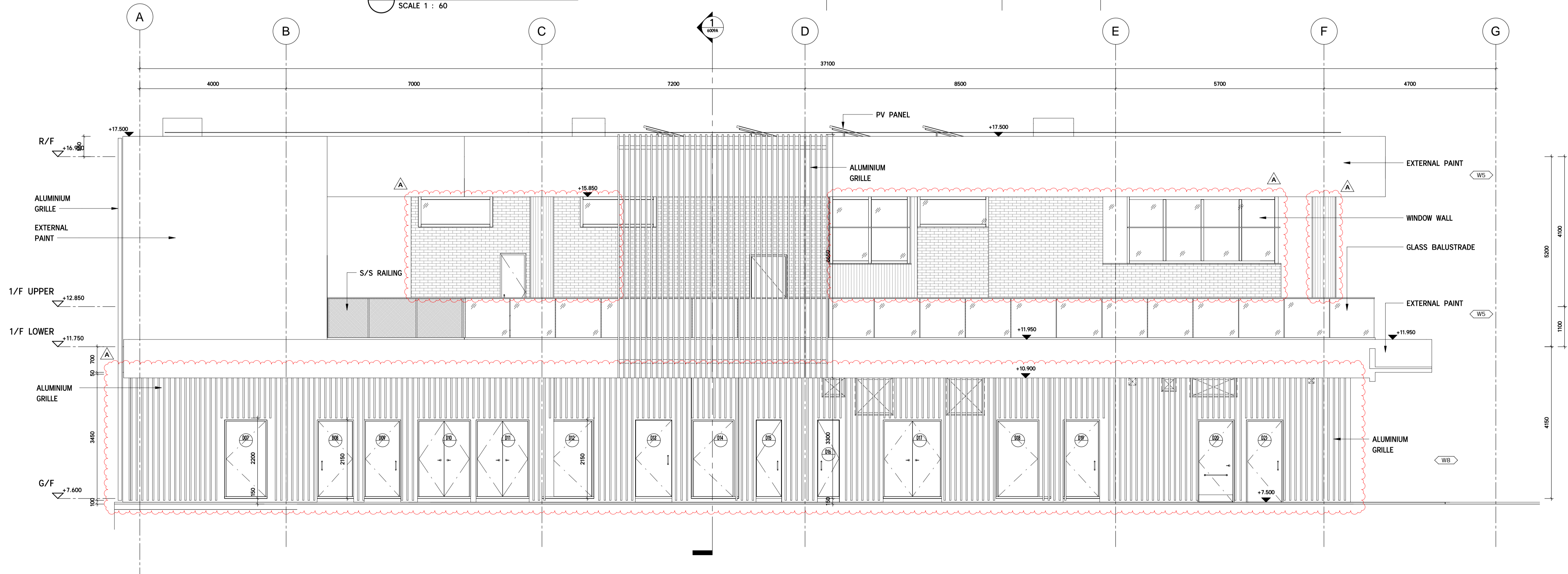
PROJECT NO.	CONTRACT NO.
60335576	ND/2019/02

Visitor Centre - South & West Elevation

60335576/C2/C00/6010A



1 SOUTH ELEVATION  
SCALE 1 : 60



3 WEST ELEVATION  
SCALE 1 : 60

This drawing has been prepared for the use of AECOM's client. It may not be used, modified, reproduced or relied upon by third parties, except as assigned by AECOM. AECOM accepts no responsibility, and denies any liability whatsoever, to any party that uses or relies on this drawing without AECOM's express written consent. Do not scale this document. All measurements must be obtained from the stated dimensions.

Project Management Initials: Designer: ELYN Checked: CYCH Approved: HWL  
ISO A1 594mm x 841mm

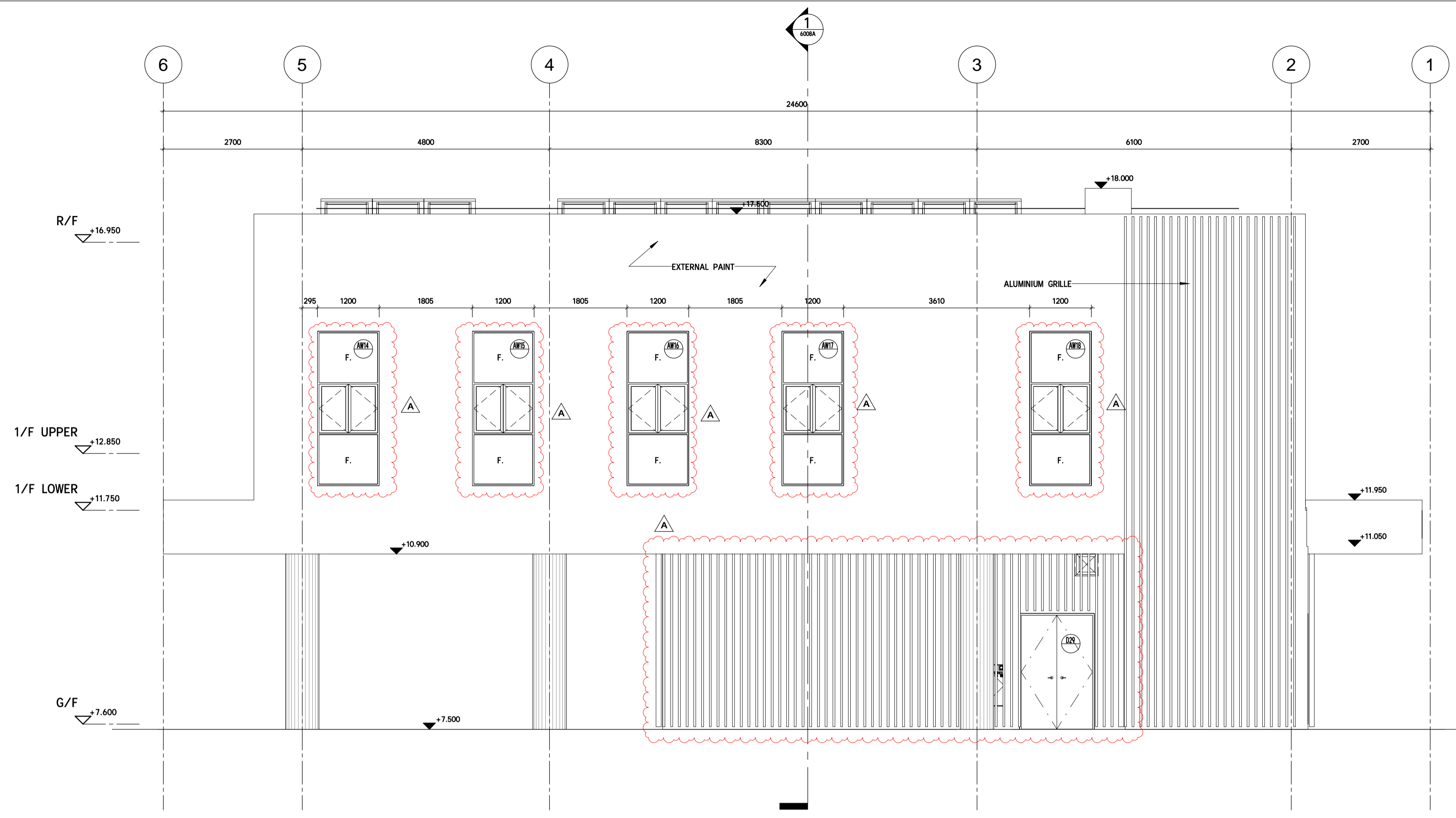
I/R	DATE	DESCRIPTION	CHK.
A	OCT-19	TENDER ADDED NO. 2	CYCH
-	SEP-19	TENDER DRAWING	CYCH

SCALE	DIMENSION UNIT
1:60 @ A1	MILLIMETRES

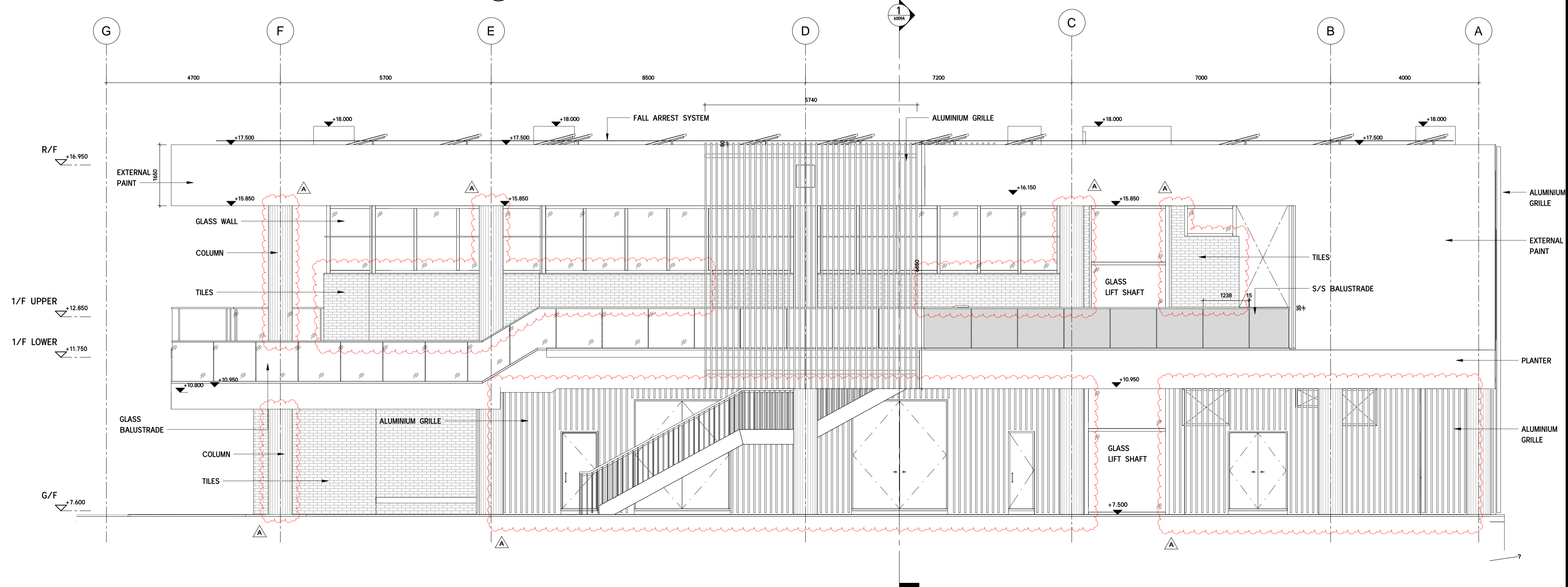
PROJECT NO.	CONTRACT NO.
60335576	ND/2019/02

SHEET TITLE  
圖名  
Visitor Centre - North & East Elevation

SHEET NUMBER  
圖號  
60335576/C2/C00/6011A



**1 NORTH ELEVATION**  
SCALE 1 : 60



**2 EAST ELEVATION**  
SCALE 1 : 60

This drawing has been prepared for the use of AECOM's client. It may not be used, modified, reproduced or relied upon by third parties, except as assigned by AECOM or as required by law. AECOM accepts no responsibility and denies any liability whatsoever to any party that uses or relies on this drawing without AECOM's express written consent. Do not scale this document. All measurements must be obtained from the stated dimensions.



**NOTE:**  
 1. THIS DRAWING TO BE READ IN CONJUNCTION WITH DRAWING NOS: 60335576/C2/C00/5501, 5521 TO 5524, 5526, 5551 TO 5553.

**LEGEND:**

- PROPOSED PCLA BOUNDARY
- RM---RM- RISING MAIN
- FOUL SEWER AND MANHOLE
- OVERFLOW SEWER
- DRAINAGE AND MANHOLE
- BOUNDARY FENCE
- MAIN GATE

**AECOM**

**PROJECT**  
 项目

**DEVELOPMENT OF KWU TUNG NORTH AND FANLING NORTH NEW DEVELOPMENT AREAS, PHASE 1**

**CONTRACT TITLE:**  
 KWU TUNG NORTH NEW DEVELOPMENT AREA, PHASE 1: ROADS AND DRAINS BETWEEN KWU TUNG NORTH NEW DEVELOPMENT AREA AND SHEK WU HUI

**CLIENT**  
 業主

**CEDD** 土木工程拓展署  
 Civil Engineering and Development Department

**CONSULTANT**  
 工程顧問公司

AECOM Asia Company Ltd.  
 www.aecom.com

**SUB-CONSULTANTS**  
 分判工程顧問公司

**ISSUE/REVISION**  
 修訂

I/R	DATE	DESCRIPTION	CHK.
A	OCT-19	TENDER ADDENDUM NO. 1	CYCH
-	SEP-19	TENDER DRAWING	CYCH

**STATUS**  
 階段

**SCALE**  
 比例

A1 : 200

**DIMENSION UNIT**  
 尺寸單位

METRES

**KEY PLAN**  
 索引圖

**PROJECT NO.**  
 項目編號

60335576

**CONTRACT NO.**  
 合約編號

ND/2019/02

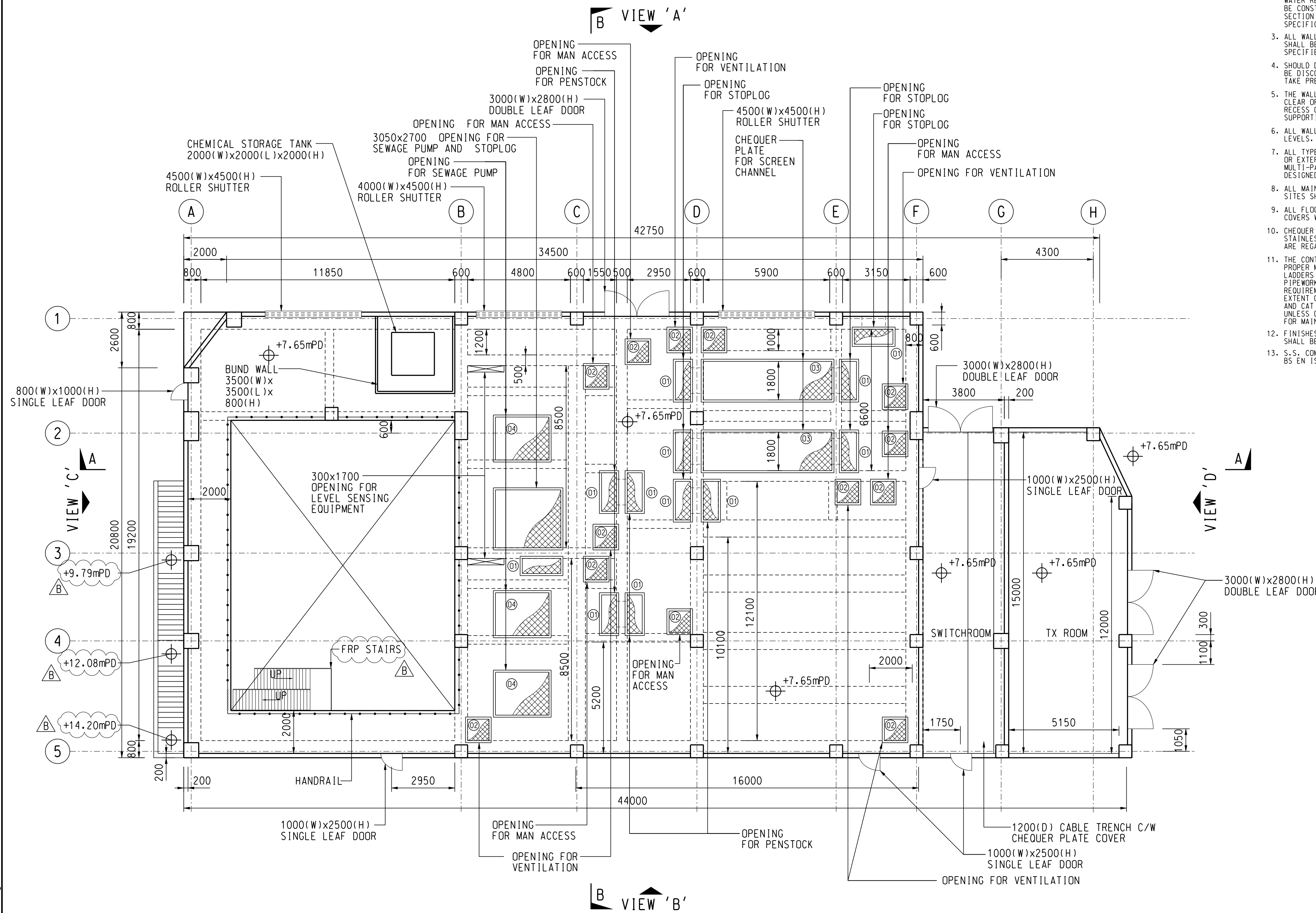
**SHEET TITLE**  
 圖紙名稱

SEWAGE PUMPING STATION  
 GENERAL LAYOUT PLAN

**SHEET NUMBER**  
 圖紙編號

60335576/C2/C00/5501A

This drawing has been prepared for the use of AECOM's client. It may not be used, modified, reproduced or relied upon by third parties, except as agreed by AECOM or as required by law. AECOM accepts no responsibility, and denies any liability whatsoever, to any party that uses or relies on this drawing without AECOM's express written consent. Do not scale this document. All measurements must be obtained from the stated dimensions.



SECTIONAL PLAN OF +7.65mPD

OPENING TYPE	CLEAR OPENING SIZE
01	1800X700
02	1000X1000
03	6000X1800
04	2500X2000

NOTES:

- THIS DRAWING TO BE READ IN CONJUNCTION WITH DRAWING NOS. 60335576/C2/C00/5501, 5521 TO 5526, AND 5551 TO 5553.
- INLET CHAMBER, COARSE SCREEN CHAMBERS, INTERMEDIATE CHAMBER, AND WET WELL ARE DEFINED AS WATER RETAINING STRUCTURES AND THEREFORE, SHALL BE CONSTRUCTED AND TESTED IN ACCORDANCE WITH SECTION 23 AND RELEVANT SECTIONS OF THE GENERAL SPECIFICATION AND PARTICULAR SPECIFICATION.
- ALL WALL SURFACES TO BE IN CONTACT WITH SEWAGE SHALL BE PROVIDED WITH PROTECTIVE LINING AS SPECIFIED IN PS CLAUSE 16.118 FOR ANTI-CORROSION.
- SHOULD DISCREPANCY BETWEEN PLANS AND SECTIONS BE DISCOVERED, DETAILS SHOWN ON PLANS SHALL TAKE PRECEDENCE.
- ALL WALL, FLOOR AND SLAB OPENINGS INDICATED ARE CLEAR OPENING SIZES, THE CONTRACTOR SHALL ALLOW RECESS OF SUITABLE DIMENSIONS FOR FIXING/SUPPORTING THE FRAMES & COVERS / DOOR PANELS.
- ALL WALL OPENING LEVEL INDICATED ARE BOTTOM LEVELS.
- ALL TYPES OF COVER WHETHER INSTALLED INTERNALLY OR EXTERNALLY AND INCLUDING CHEQUER PLATES, MULTI-PART COVERS, FLOODING, ETC. SHALL BE DESIGNED BY THE CONTRACTORS.
- ALL MAIN GATES TO SEWAGE PUMPING STATION SITES SHALL BE DESIGNED BY THE CONTRACTORS.
- ALL FLOOR OPENINGS SHALL BE PROVIDED WITH GRP COVERS WITH ANTI-SLIP FINISH.
- CHEQUER PLATES (MEDIUM DUTY) SHALL BE IN STAINLESS STEEL GRADE 316. INTERMEDIATE SUPPORTS ARE REGARDED AS PART OF THE COVERS.
- THE CONTRACTOR SHALL DESIGN, SUPPLY AND INSTALL PROPER MAINTENANCE ACCESS/PLATFORMS AND CAT LADDERS FOR OPERATION AND MAINTENANCE OF ALL PIPEWORKS, PLANTS AND EQUIPMENT. THE DETAILED REQUIREMENTS INCLUDING NUMBERS, LOCATIONS AND EXTENT OF THE MAINTENANCE ACCESSES, PLATFORMS AND CAT LADDERS SHALL BE AGREED WITH THE SUPERVISOR. UNLESS OTHERWISE SPECIFIED, GRP SHALL BE USED FOR MAINTENANCE ACCESSES/PLATFORMS.
- FINISHES OF ALL EXTERNAL STAINLESS STEEL WORKS SHALL BE IN SATIN FINISH.
- S.S. COMPANIONWAY LADDER SHALL BE COMPLIED WITH BS EN 150 14122-3:200+A1:2010

ISSUE/REVISION

I/R	DATE	DESCRIPTION	CHK.
B	OCT-19	TENDER ADDENDUM NO. 3	CYCH
A	OCT-19	TENDER ADDENDUM NO. 1	CYCH
-	SEP-19	TENDER DRAWING	CYCH

STATUS

圖說

SCALE

A1 1: 100

DIMENSION UNIT

MILLIMETRES

KEY PLAN

索引圖

This drawing has been prepared for the use of AECOM's client. It may not be used, modified, reproduced or relied upon by third parties, except as agreed by AECOM or as required by law. AECOM accepts no responsibility, and denies any liability whatsoever, to any party that uses or relies on this drawing without AECOM's express written consent. All measurements must be obtained from the stated dimensions.

NOTES:

- THIS DRAWING TO BE READ IN CONJUNCTION WITH DRAWING NOS. 60335576/C2/C00/5501, 5521 TO 5526, AND 5551 TO 5553.
- ALL CAT LADDER SHALL BE STAINLESS STEEL. FOR DETAILS OF CAT LADDER, REFER TO WSD STANDARD DRAWING NO. WSD 7.3F.



PROJECT

DEVELOPMENT OF KWU TUNG NORTH AND FANLING NORTH NEW DEVELOPMENT AREAS, PHASE 1

CONTRACT TITLE:

KWU TUNG NORTH NEW DEVELOPMENT AREA, PHASE 1: ROADS AND DRAINS BETWEEN KWU TUNG NORTH NEW DEVELOPMENT AREA AND SHEK WU HUI

CLIENT



CONSULTANT

AECOM Asia Company Ltd. www.aecom.com

SUB-CONSULTANTS

ISSUE/REVISION

I/R	DATE	DESCRIPTION	CHK.
B	OCT-19	TENDER ADDENDUM NO. 3	CYCH
A	OCT-19	TENDER ADDENDUM NO. 1	CYCH
-	SEP-19	TENDER DRAWING	CYCH

STATUS

SCALE

A1 1: 100

DIMENSION UNIT

MILLIMETRES

KEY PLAN

PROJECT NO.

60335576

CONTRACT NO.

ND/2019/02

SHEET TITLE

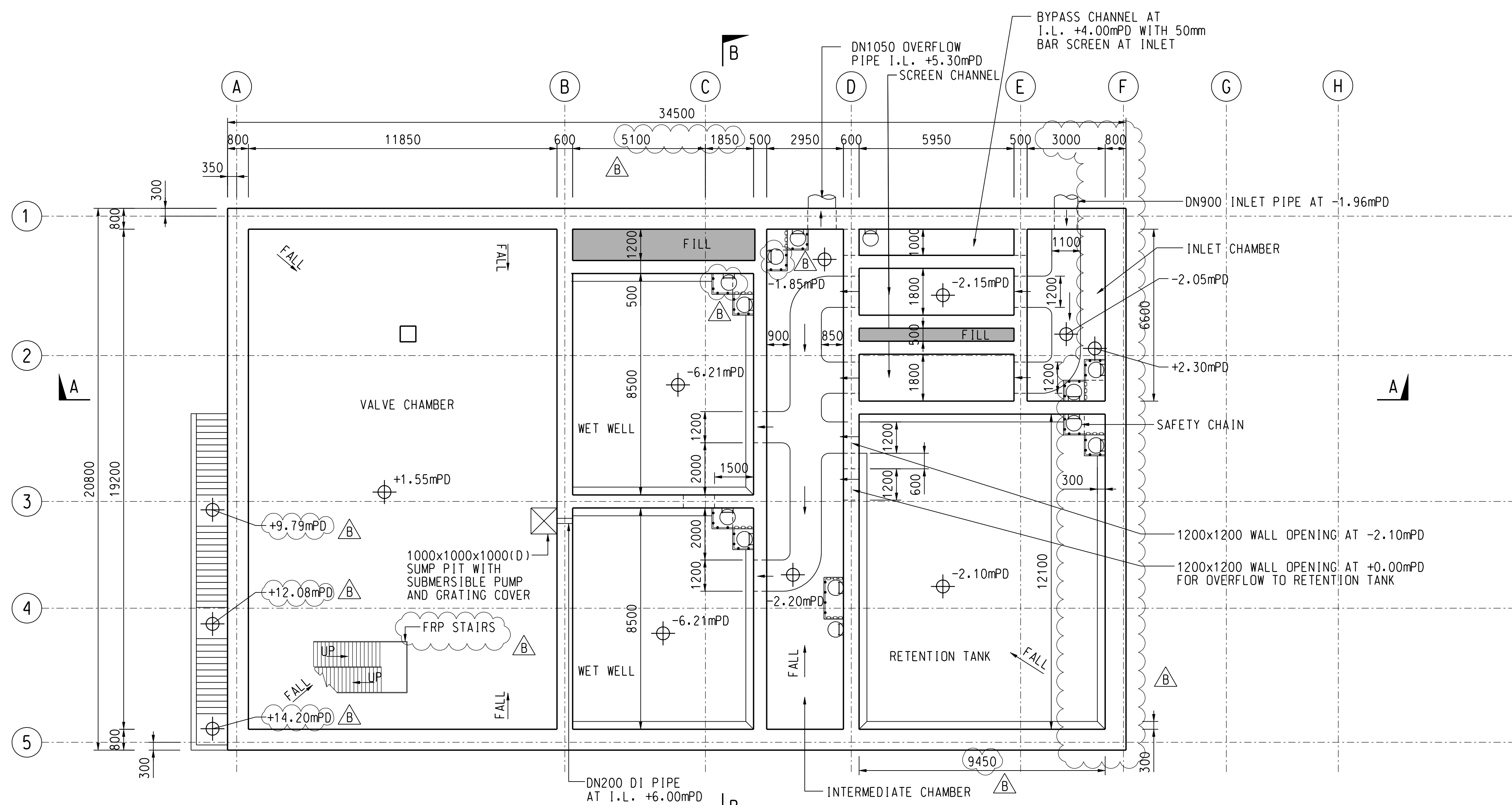
KTN SEWAGE PUMPING STATION SECTIONAL LAYOUT

SHEET NUMBER

60335576/C2/C00/5522B

SHEET 2 OF 5

This drawing has been prepared for the use of AECOM's client. It may not be used, modified, reproduced or relied upon by third parties, except as agreed by AECOM or as required by law. AECOM accepts no responsibility, and denies any liability whatsoever, for any party that uses or relies on this drawing without AECOM's express written consent. Do not scale this document. All measurements must be obtained from the stated dimensions.



SECTIONAL PLAN AT +6.00mPD

NOTE:

1. THIS DRAWING TO BE READ IN CONJUNCTION WITH DRAWING NOS.: 60335576/C2/C00/5501, 5521 TO 5526, AND 5551 TO 5553.



PROJECT

DEVELOPMENT OF KWU TUNG NORTH AND FANLING NORTH NEW DEVELOPMENT AREAS, PHASE 1

CONTRACT TITLE:

KWU TUNG NORTH NEW DEVELOPMENT AREA, PHASE 1: ROADS AND DRAINS BETWEEN KWU TUNG NORTH NEW DEVELOPMENT AREA AND SHEK WU HUI

CLIENT

土木工程拓展署 Civil Engineering and Development Department

CONSULTANT

AECOM Asia Company Ltd. www.aecom.com

SUB-CONSULTANTS

ISSUE/REVISION

I/R	DATE	DESCRIPTION	CHK.
B	OCT-19	TENDER ADDENDUM NO. 3	CYCH
A	OCT-19	TENDER ADDENDUM NO. 1	CYCH
-	SEP-19	TENDER DRAWING	CYCH

STATUS

Final

SCALE

A1 1: 100

DIMENSION UNIT

MILLIMETRES

KEY PLAN

不可用

PROJECT NO.

60335576

CONTRACT NO.

ND/2019/02

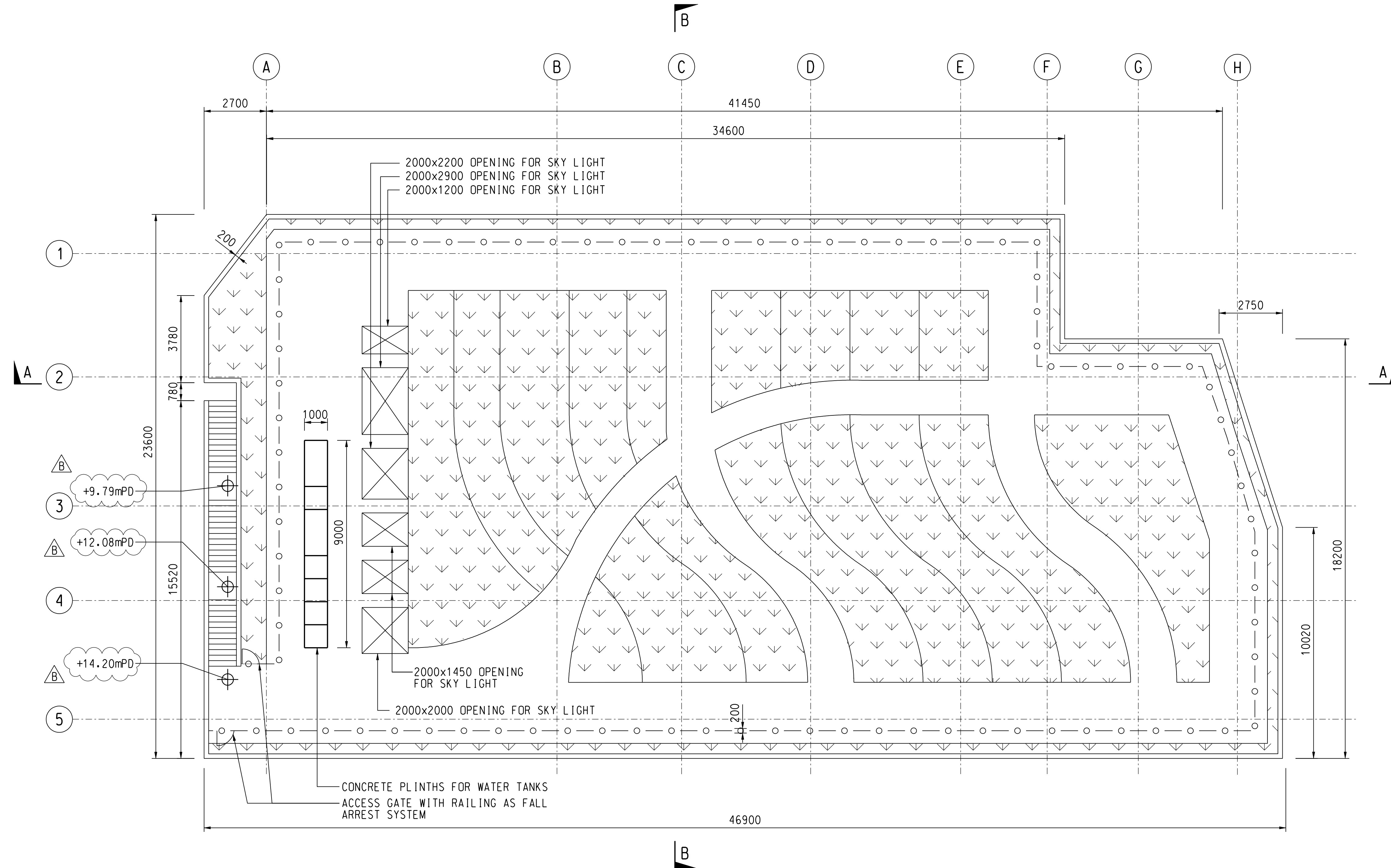
SHEET TITLE

KTN SEWAGE PUMPING STATION SECTIONAL LAYOUT

SHEET NUMBER

60335576/C2/C00/5523B

SHEET 3 OF 5



ROOF PLAN

This drawing has been prepared for the use of AECOM's client. It may not be used, modified, reproduced or relied upon by third parties, except as agreed by AECOM or as required by law. AECOM accepts no responsibility, and denies any liability whatsoever, to any party that uses or relies on this drawing without AECOM's express written consent. Do not scale this document. All measurements must be obtained from the stated dimensions.

NOTE:

1. THIS DRAWING TO BE READ IN CONJUNCTION WITH DRAWING NOS. 60335576/C2/C00/5501, 5521 TO 5526, AND 5551 TO 5553.

PROJECT

DEVELOPMENT OF KWU TUNG NORTH AND FANLING NORTH NEW DEVELOPMENT AREAS, PHASE 1

CONTRACT TITLE:

KWU TUNG NORTH NEW DEVELOPMENT AREA, PHASE 1: ROADS AND DRAINS BETWEEN KWU TUNG NORTH NEW DEVELOPMENT AREA AND SHEK WU HUI

CLIENT

CEDD 土木工程拓展署 Civil Engineering and Development Department

CONSULTANT

AECOM Asia Company Ltd. www.aecom.com

SUB-CONSULTANTS

ISSUE/REVISION

I/R	DATE	DESCRIPTION	CHK.
B	OCT-19	TENDER ADDENDUM NO. 3	CYCH
A	OCT-19	TENDER ADDENDUM NO. 1	CYCH
-	SEP-19	TENDER DRAWING	CYCH

STATUS

SCALE

A1 1: 100

DIMENSION UNIT

MILLIMETRES

KEY PLAN

PROJECT NO.

60335576

CONTRACT NO.

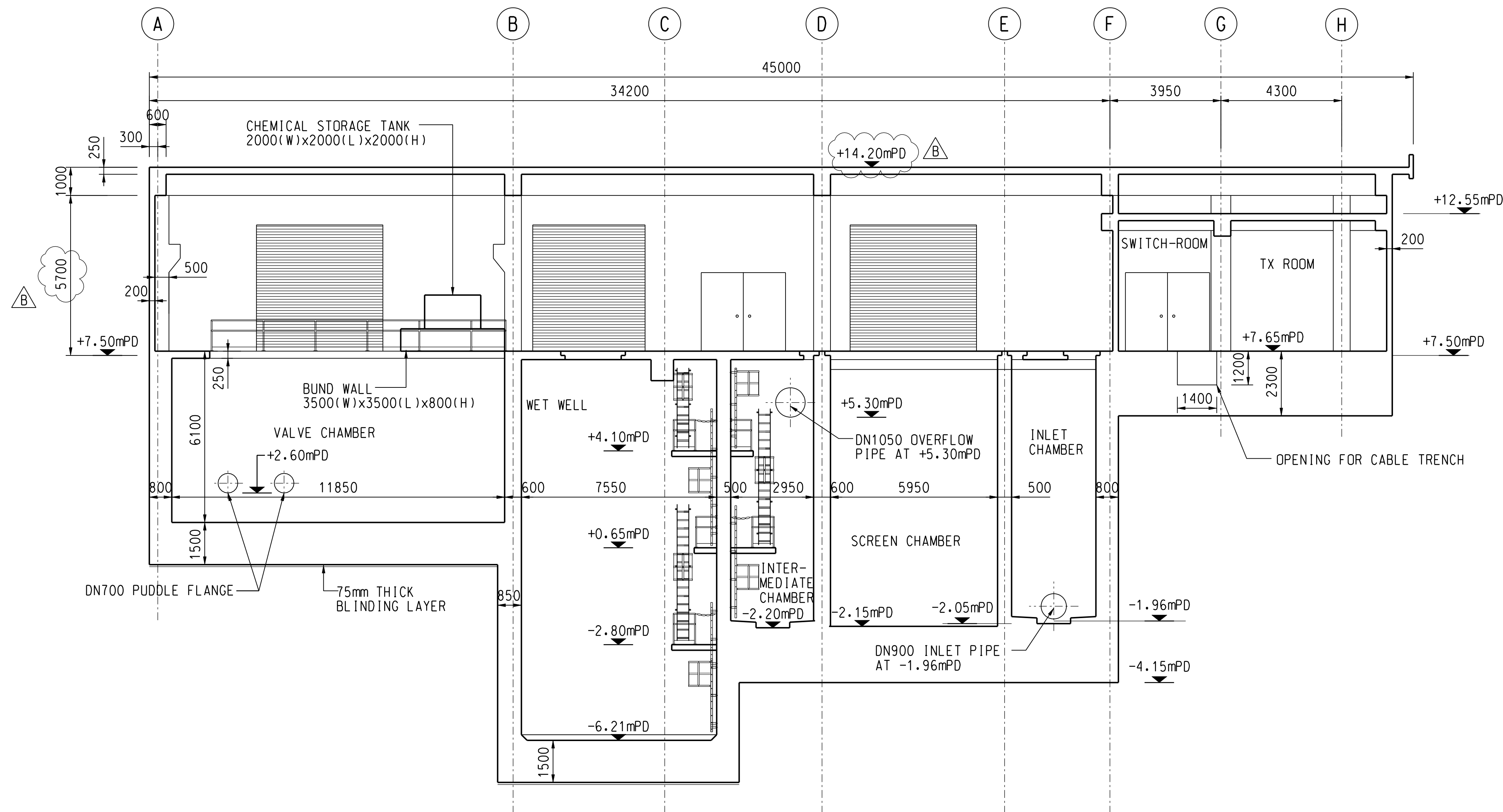
ND/2019/02

SHEET TITLE

KTN SEWAGE PUMPING STATION SECTIONAL LAYOUT

SHEET NUMBER

60335576/C2/C00/5524B



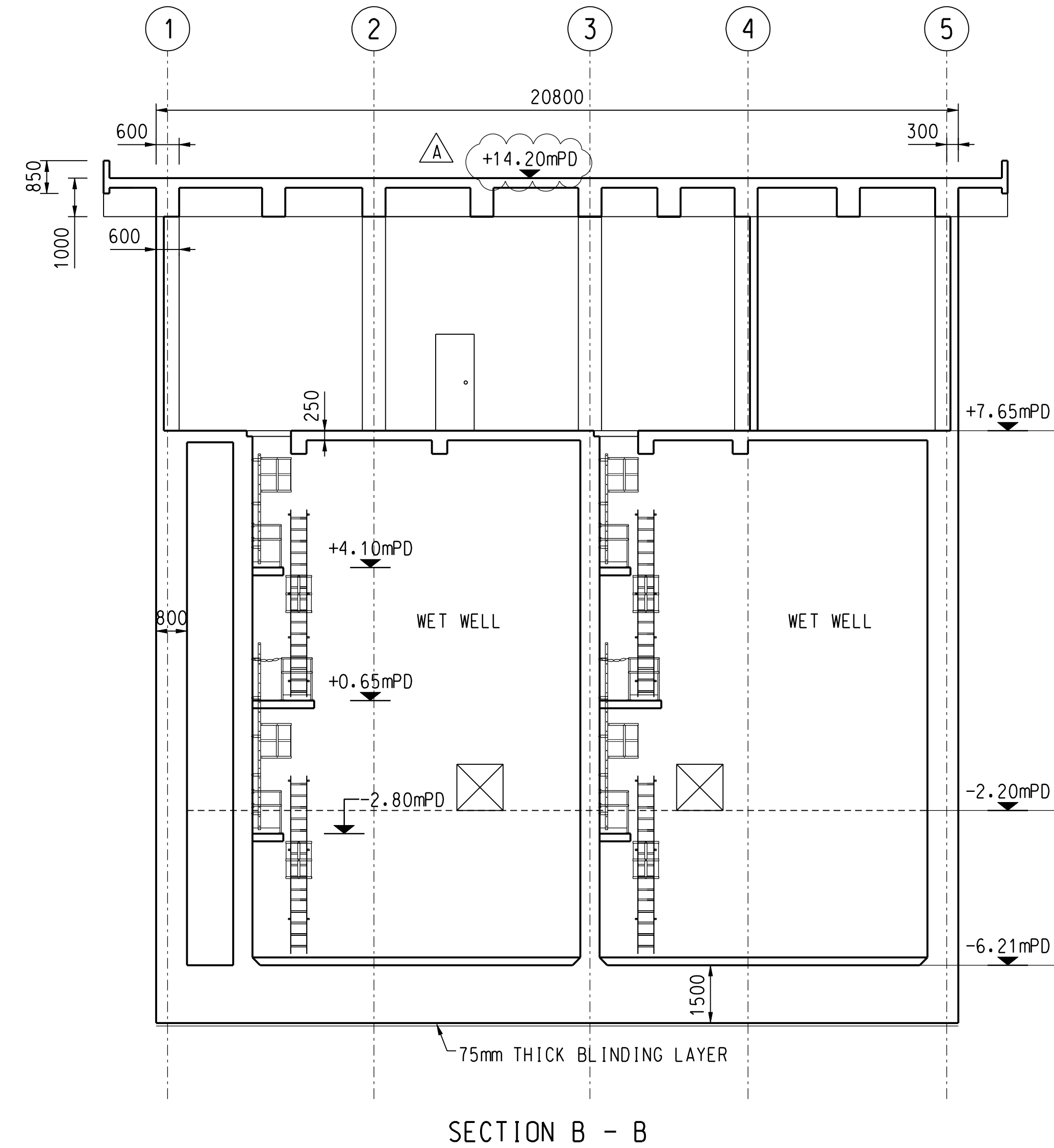
SECTION A - A

This drawing has been prepared for the use of AECOM's client. It may not be used, modified, reproduced or relied upon by third parties, except as agreed by AECOM or as required by law. AECOM accepts no responsibility, and denies any liability whatsoever, to any party that uses or relies on this drawing without AECOM's express written consent. Do not scale this document. All measurements must be obtained from the stated dimensions.



NOTE:

1. THIS DRAWING TO BE READ IN CONJUNCTION WITH DRAWING NOS.: 60335576/C2/C00/5501, 5521 TO 5526, AND 5551 TO 5553.



PROJECT

DEVELOPMENT OF KWU TUNG NORTH AND FANLING NORTH NEW DEVELOPMENT AREAS, PHASE 1

CONTRACT TITLE:

KWU TUNG NORTH NEW DEVELOPMENT AREA, PHASE 1: ROADS AND DRAINS BETWEEN KWU TUNG NORTH NEW DEVELOPMENT AREA AND SHEK WU HUI

CLIENT



CONSULTANT

AECOM Asia Company Ltd.  
www.aecom.com

SUB-CONSULTANTS

ISSUE/REVISION

I/R	DATE	DESCRIPTION	CHK.
修訂	日期	內容摘要	核核
A	OCT-19	TENDER ADDENDUM NO. 3	CYCH
-	SEP-19	TENDER DRAWING	CYCH

STATUS

SCALE

A1 1: 100

DIMENSION UNIT

MILLIMETRES

KEY PLAN

PROJECT NO.

60335576

CONTRACT NO.

ND/2019/02

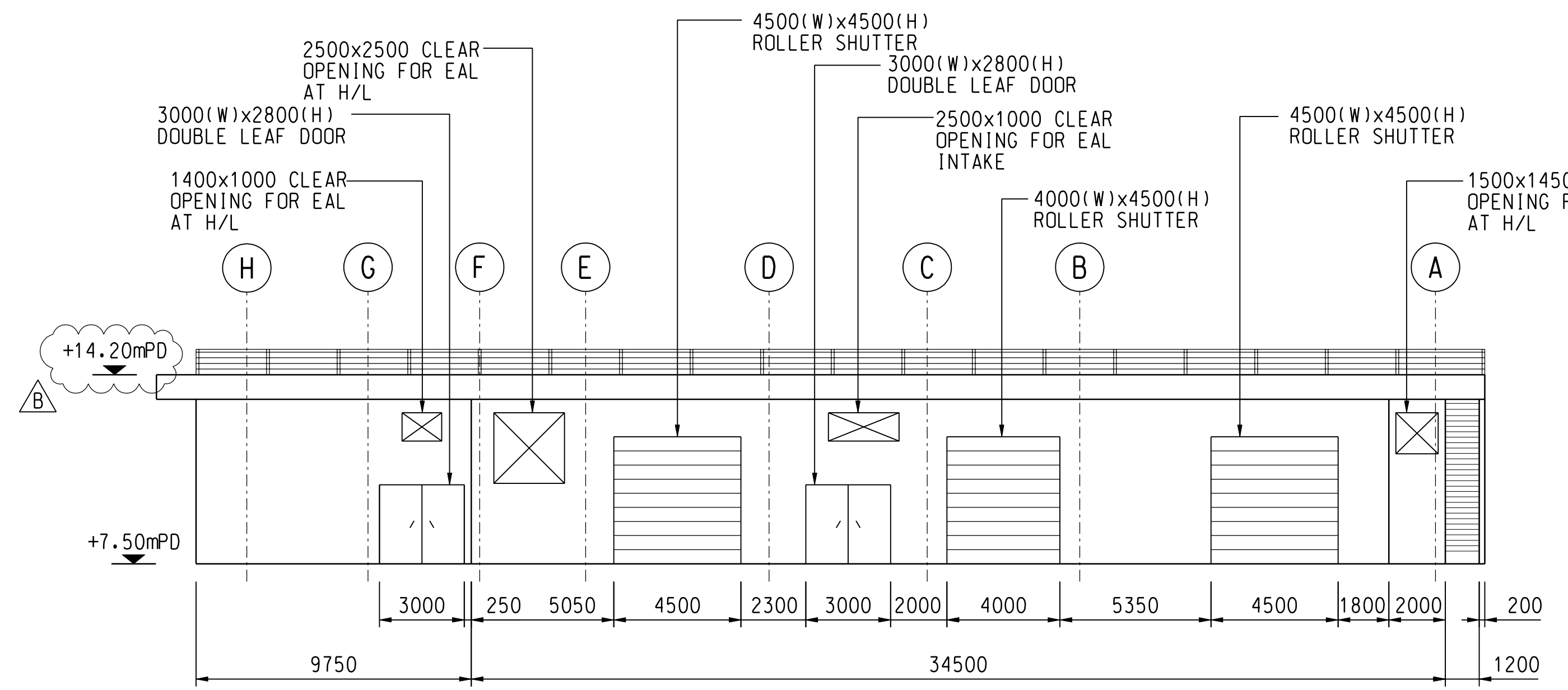
SHEET TITLE

KTN SEWAGE PUMPING STATION SECTIONAL LAYOUT

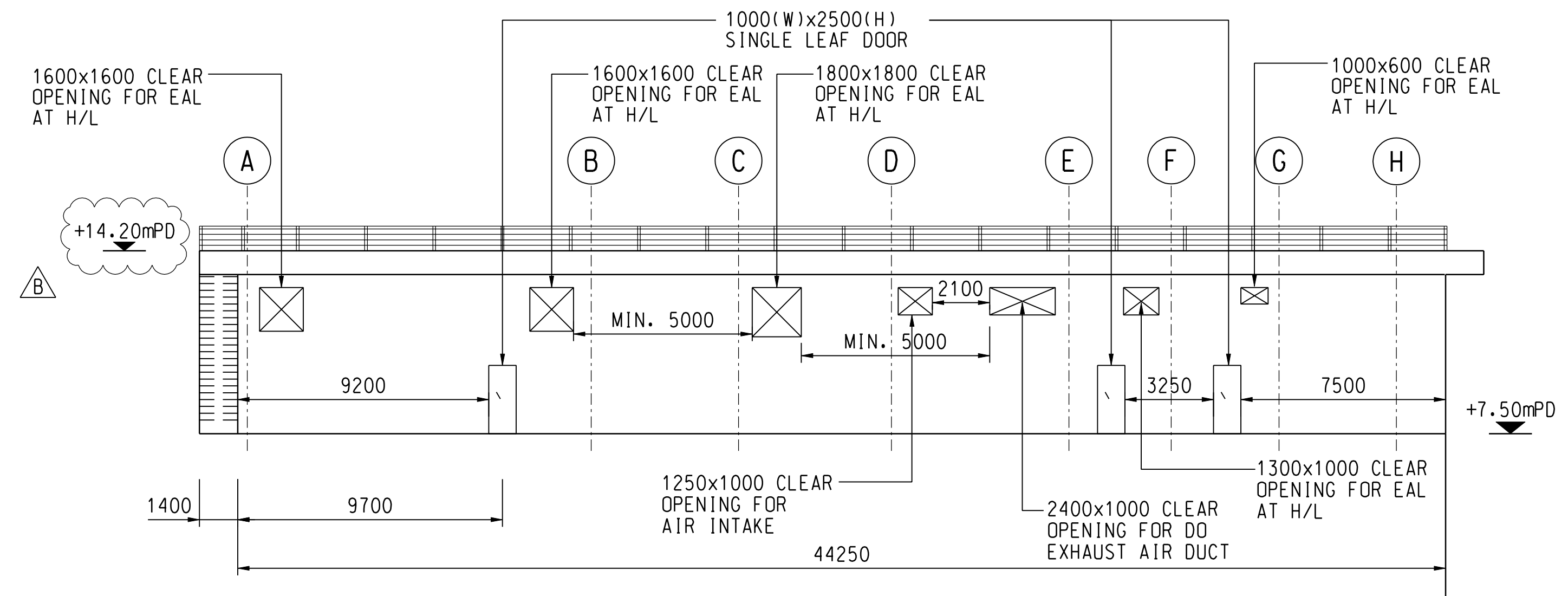
SHEET NUMBER

60335576/C2/C00/5525A

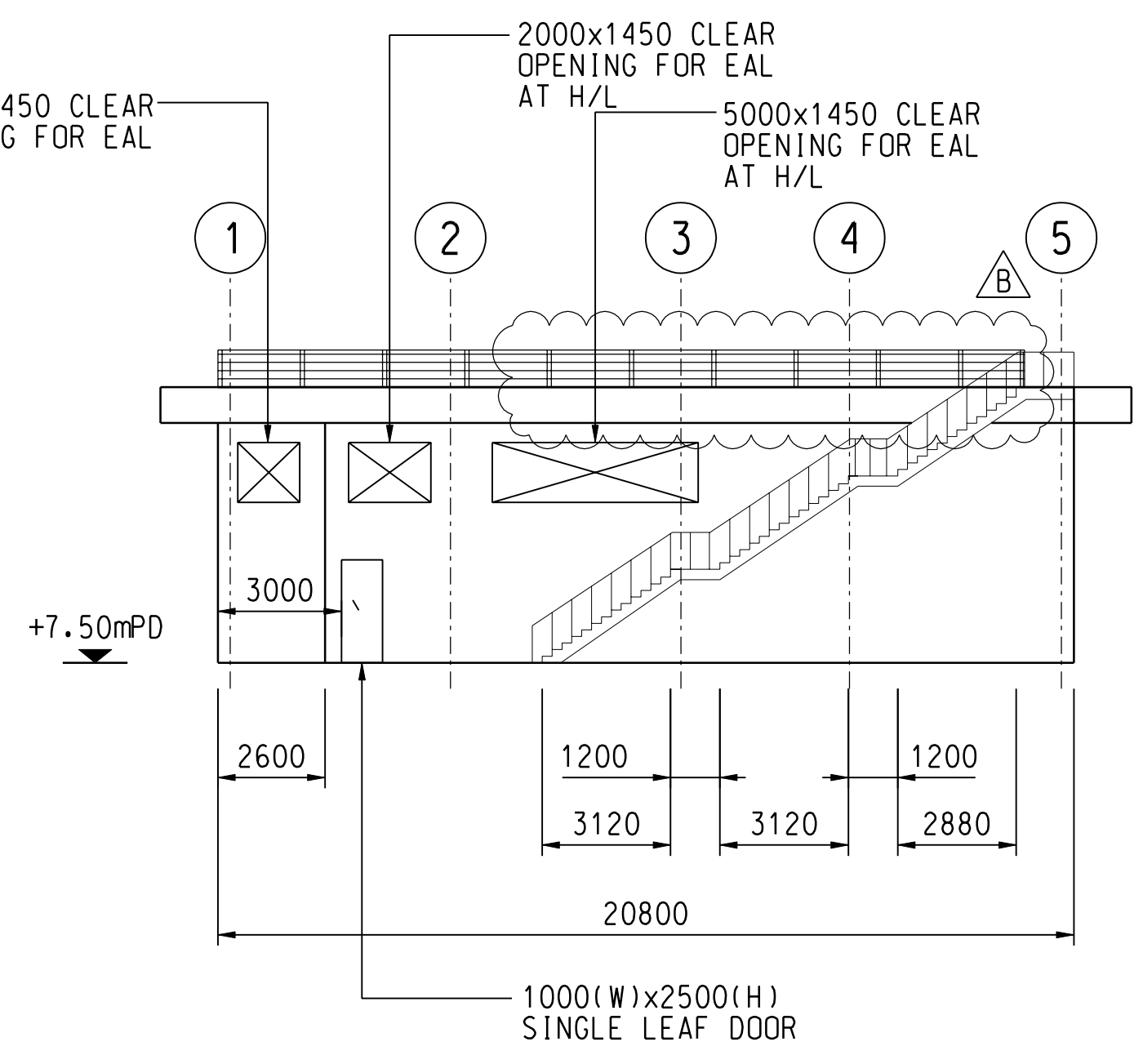
This drawing has been prepared for the use of AECOM's client. It may not be used, modified, reproduced or relied upon by third parties, except as agreed by AECOM or as required by law. AECOM accepts no responsibility, and denies any liability whatsoever, to any party that uses or relies on this drawing without AECOM's express written consent. Do not scale this document. All measurements must be obtained from the stated dimensions.



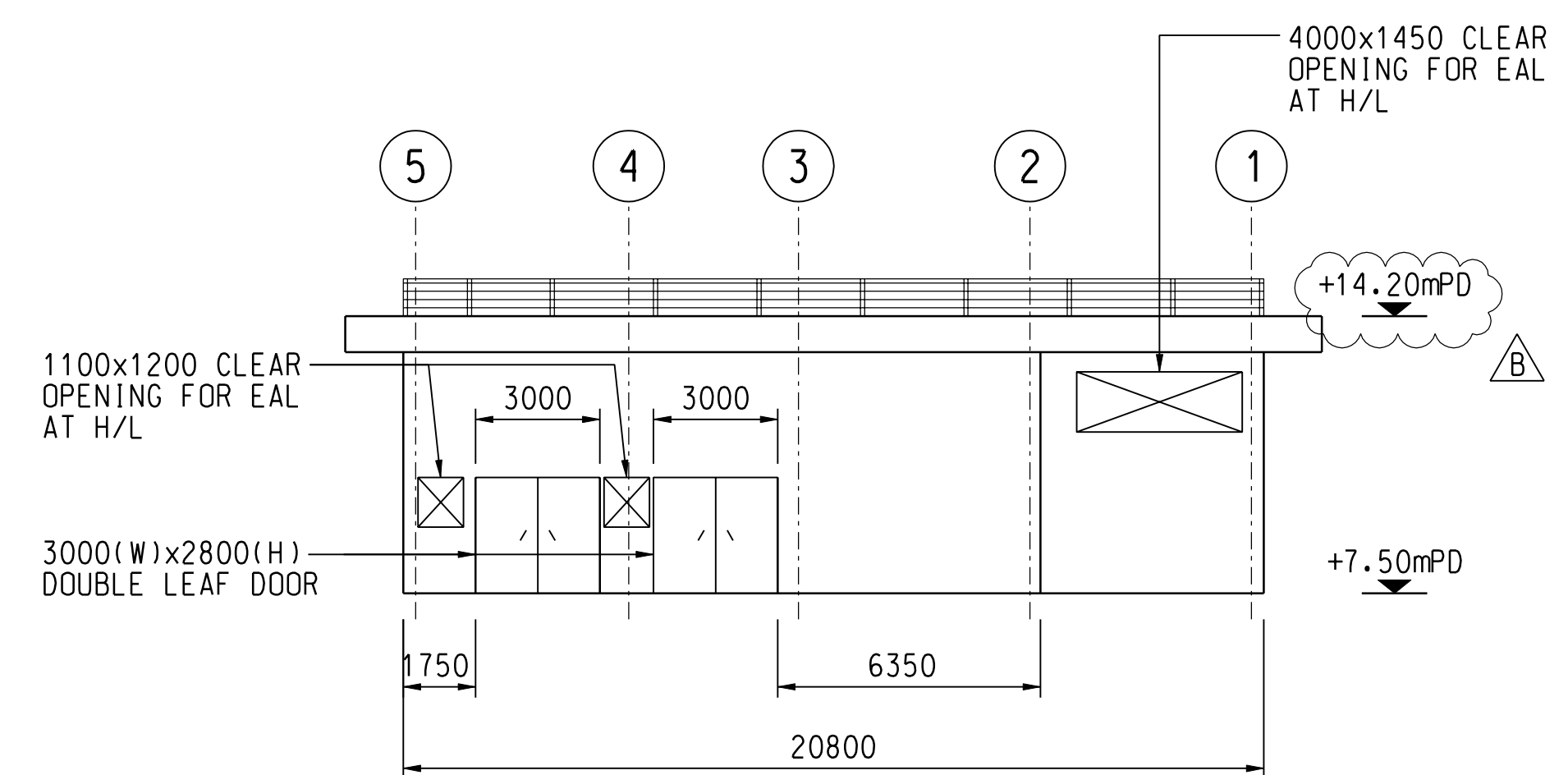
VIEW 'A'  
 SCALE 1 : 150



VIEW 'B'  
 SCALE 1 : 150



VIEW 'C'  
 SCALE 1 : 150



VIEW 'D'  
 SCALE 1 : 150

NOTE:

1. THIS DRAWING TO BE READ IN CONJUNCTION WITH DRAWING NOS.: 60335576/C2/C00/5501, 5521 TO 5526, AND 5551 TO 5553.



PROJECT

DEVELOPMENT OF KWU TUNG NORTH AND FANLING NORTH NEW DEVELOPMENT AREAS, PHASE 1

CONTRACT TITLE:

KWU TUNG NORTH NEW DEVELOPMENT AREA, PHASE 1: ROADS AND DRAINS BETWEEN KWU TUNG NORTH NEW DEVELOPMENT AREA AND SHEK WU HUI

CLIENT



CONSULTANT

AECOM Asia Company Ltd.  
 www.aecom.com

SUB-CONSULTANTS

ISSUE/REVISION

I/R	DATE	DESCRIPTION	CHK.
B	OCT-19	TENDER ADDENDUM NO. 3	CYCH
A	OCT-19	TENDER ADDENDUM NO. 1	CYCH
-	SEP-19	TENDER DRAWING	CYCH

STATUS

Final

SCALE

A1 AS SHOWN

DIMENSION UNIT

MILLIMETRES

KEY PLAN

PROJECT NO.

60335576

CONTRACT NO.

ND/2019/02

SHEET TITLE

KTN SEWAGE PUMPING STATION GENERAL ARRANGEMENT

SHEET NUMBER

60335576/C2/C00/5526B

This drawing has been prepared for the use of AECOM's client. It may not be used, modified, reproduced or relied upon by third parties, except as agreed by AECOM or as required by law. AECOM accepts no responsibility, and denies any liability whatsoever, to any party that uses or relies on this drawing without AECOM's express written consent. Do not scale this document. All measurements must be obtained from the stated dimensions.

NOTE:

1. THIS DRAWING TO BE READ IN CONJUNCTION WITH DRAWING NOS.: 60335576/C2/C00/5501, 5521 TO 5526, 5551 TO 5553.

PROJECT

DEVELOPMENT OF KWU TUNG NORTH AND FANLING NORTH NEW DEVELOPMENT AREAS, PHASE 1

CONTRACT TITLE:

KWU TUNG NORTH NEW DEVELOPMENT AREA, PHASE 1: ROADS AND DRAINS BETWEEN KWU TUNG NORTH NEW DEVELOPMENT AREA AND SHEK WU HUI

CLIENT

土木工務發展署 Civil Engineering and Development Department

CONSULTANT

AECOM Asia Company Ltd. www.aecom.com

SUB-CONSULTANTS

ISSUE/REVISION

I/R	DATE	DESCRIPTION	CHK.
B	OCT-19	TENDER ADDENDUM NO. 3	CYCH
A	OCT-19	TENDER ADDENDUM NO. 1	CYCH
-	SEP-19	TENDER DRAWING	CYCH

STATUS

SCALE

A1 1: 100

DIMENSION UNIT

MILLIMETRES

KEY PLAN

PROJECT NO.

60335576

CONTRACT NO.

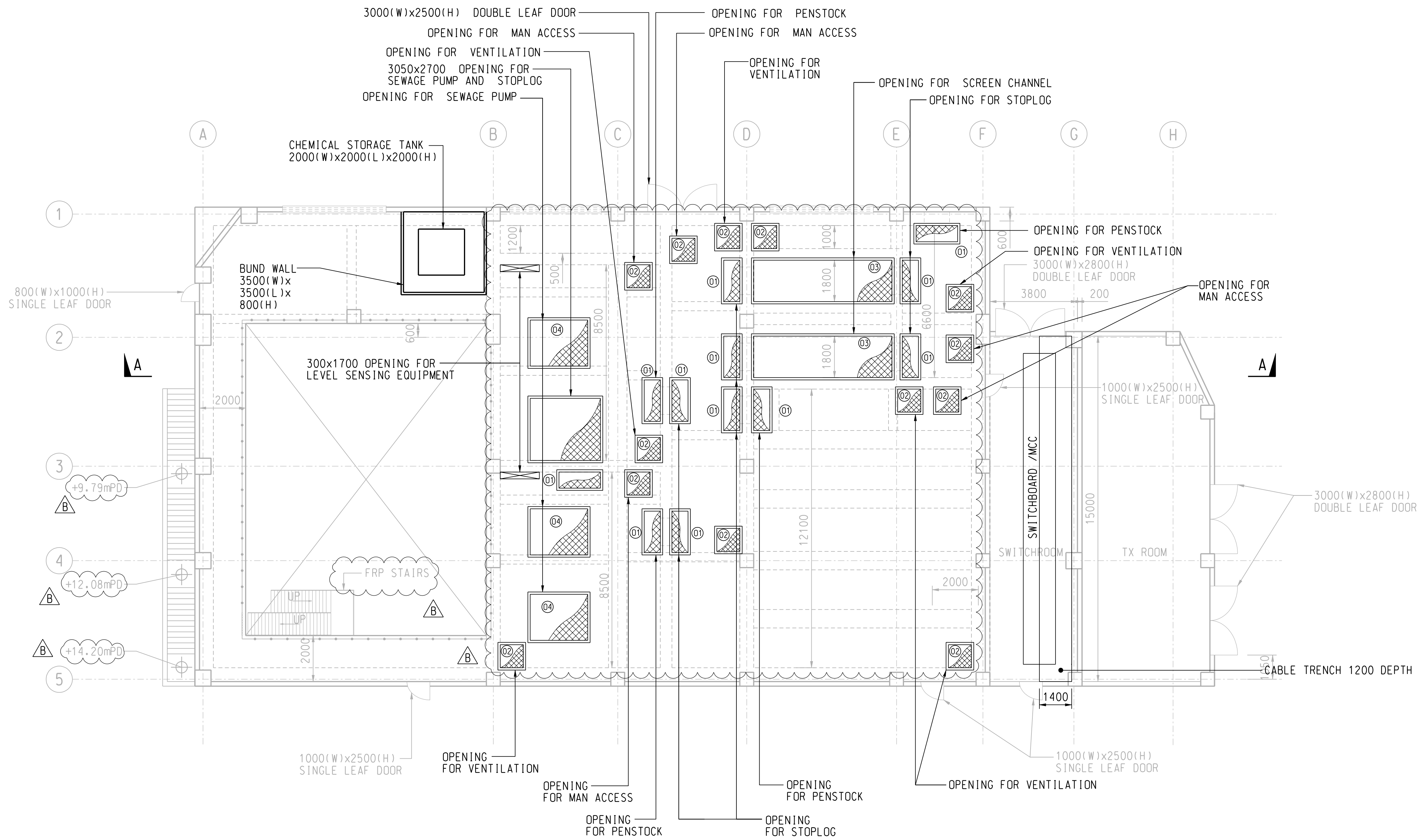
ND/2019/02

SHEET TITLE

SEWAGE PUMPING STATION E&M DESIGN

SHEET NUMBER

60335576/C2/C00/5551B



OPENING TYPE	CLEAR OPENING SIZE
01	1800X700
02	1000x1000
03	6000x1800
04	2500x2000

This drawing has been prepared for the use of AECOM's client. It may not be used, modified, reproduced or relied upon by third parties, except as agreed by AECOM or as required by law. AECOM accepts no responsibility, and denies any liability whatsoever, for any party that uses or relies on this drawing without AECOM's express written consent. Do not scale this document. All measurements must be obtained from the stated dimensions.

NOTE:

1. THIS DRAWING TO BE READ IN CONJUNCTION WITH DRAWING NOS.: 60335576/C2/C00/5501, 5521 TO 5526, 5551 TO 5553.

PROJECT

DEVELOPMENT OF KWU TUNG NORTH AND FANLING NORTH NEW DEVELOPMENT AREAS, PHASE 1

CONTRACT TITLE:

KWU TUNG NORTH NEW DEVELOPMENT AREA, PHASE 1: ROADS AND DRAINS BETWEEN KWU TUNG NORTH NEW DEVELOPMENT AREA AND SHEK WU HUI

CLIENT

土木工務發展署  
Civil Engineering and Development Department

CONSULTANT

AECOM Asia Company Ltd.  
www.aecom.com

SUB-CONSULTANTS

ISSUE/REVISION

I/R	DATE	DESCRIPTION	CHK.
B	OCT-19	TENDER ADDENDUM NO. 3	CYCH
A	OCT-19	TENDER ADDENDUM NO. 1	CYCH
-	SEP-19	TENDER DRAWING	CYCH

STATUS

圖版

SCALE

比例  
A1 1: 100

DIMENSION UNIT

尺寸單位  
MILLIMETRES

KEY PLAN

索引圖

PROJECT NO.

項目編號  
60335576

CONTRACT NO.

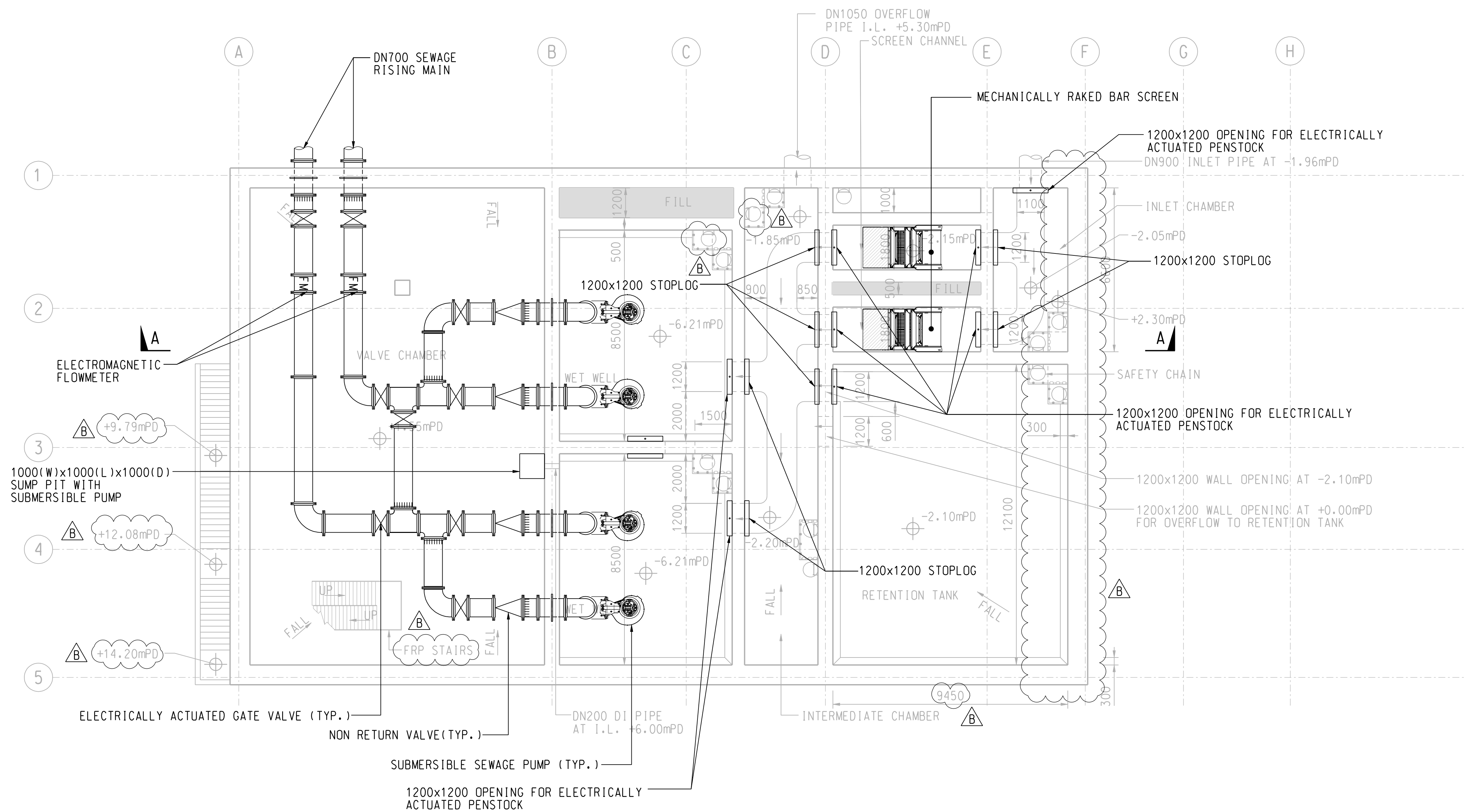
合約編號  
ND/2019/02

SHEET TITLE

圖紙名稱  
SEWAGE PUMPING STATION  
E&M DESIGN

SHEET NUMBER

圖紙編號  
60335576/C2/C00/5552B



SECTIONAL PLAN AT +6.00mPD

This drawing has been prepared for the use of AECOM's client. It may not be used, modified, reproduced or relied upon by third parties, except as agreed by AECOM or as required by law. AECOM accepts no responsibility, and denies any liability whatsoever, to any party that uses or relies on this drawing without AECOM's express written consent. Do not scale this document. All measurements must be obtained from the stated dimensions.

NOTE:

1. THIS DRAWING TO BE READ IN CONJUNCTION WITH DRAWING NOS.: 60335576/C2/C00/5501, 5521 TO 5526, 5551 TO 5553.

PROJECT

DEVELOPMENT OF KWU TUNG NORTH AND FANLING NORTH NEW DEVELOPMENT AREAS, PHASE 1

CONTRACT TITLE:

KWU TUNG NORTH NEW DEVELOPMENT AREA, PHASE 1: ROADS AND DRAINS BETWEEN KWU TUNG NORTH NEW DEVELOPMENT AREA AND SHEK WU HUI

CLIENT

土木工程拓展署  
Civil Engineering and Development Department

CONSULTANT

AECOM Asia Company Ltd.  
www.aecom.com

SUB-CONSULTANTS

分列工程顧問公司

ISSUE/REVISION

I/R	DATE	DESCRIPTION	CHK.
修訂	日期	內容摘要	核核
B	OCT-19	TENDER ADDENDUM NO. 3	CYCH
A	OCT-19	TENDER ADDENDUM NO. 1	CYCH
-	SEP-19	TENDER DRAWING	CYCH

STATUS

圖版

SCALE

A1 1: 100

DIMENSION UNIT

MILLIMETRES

KEY PLAN

索引圖

PROJECT NO.

60335576

CONTRACT NO.

ND/2019/02

SHEET TITLE

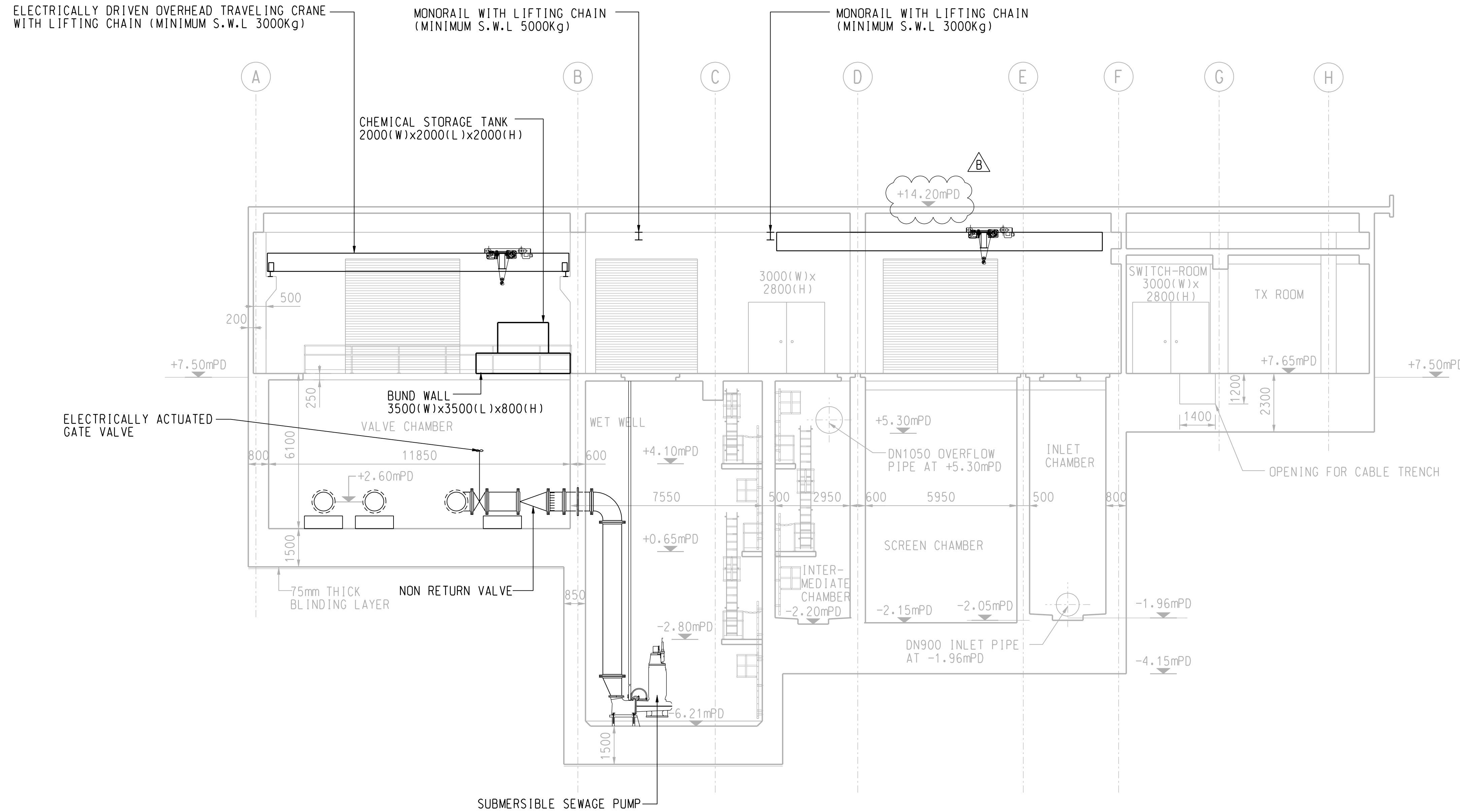
SEWAGE PUMPING STATION  
E&M DESIGN

SHEET NUMBER

60335576/C2/C00/5553B

SHEET 3 OF 3

This drawing has been prepared for the use of AECOM's client. It may not be used, modified, reproduced or relied upon by third parties, except as agreed by AECOM or as required by law. AECOM accepts no responsibility, and denies any liability whatsoever, to any party that uses or relies on this drawing without AECOM's express written consent. Do not scale this document. All measurements must be obtained from the stated dimensions.



SECTION A - A