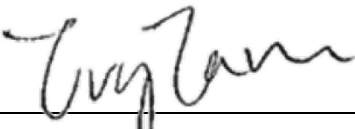


Civil Engineering and Development Department

EP-510/2016 – Police Facilities in Kong Nga Po

**Service Contract No. NDO 07/2019
Environmental Team for Site Formation and
Infrastructure Works for Police Facilities in
Kong Nga Po**

**Quarterly Environmental Monitoring and
Audit Report for January to March 2023
(Version 1.0)**

Certified By	 _____ Ms. Ivy Tam (Environmental Team Leader)
--------------	---------------------------------------------------------------------------------------------------------------------------------------------

REMARKS:

The information supplied and contained within this report is, to the best of our knowledge, correct at the time of printing.

WELLAB accepts no responsibility for changes made to this report by third parties.

WELLAB LIMITED
Room 1714, Technology Park,
18 On Lai Street,
Shatin, NT, Hong Kong
Tel: (852) 2898 7388 Fax: (852) 2898 7076
Website: www.wellab.com.hk

Our Ref.: PL-202304033

Civil Engineering and Development Department
North Development Office
Unit 2320, Level 23, Tower 1, Metroplaza
223 Hing Fong Road,
Kwai Fong, New Territories,
Hong Kong

Attention: Mr. William WONG

28 April 2023

Dear William,

Contract No.: NDO/02/2018

**Site Formation and Infrastructure Works for Police Facilities in Kong Nga Po
Quarterly Environmental Monitoring and Audit Report for January to March 2023**

I refer to the email from the Environmental Team concerning the captioned. I have no adverse comment on the Quarterly EM&A Report for January to March 2023 (Version 1.0) and verify the report according to Conditions 1.9 of the Environmental Permit with permit number EP-510/2016.

Yours faithfully,



Melody Cheng
Independent Environmental Checker

cc. CEDD – Joseph Yan
AECOM – Mr. Steven Leung
ET Leader – Ivy Tam

TABLE OF CONTENTS

	Page
EXECUTIVE SUMMARY	1
Introduction	1
Summary of Construction Works undertaken during the Reporting Quarter	1
Environmental Monitoring and Audit Works	2
Air Quality.....	2
Construction Noise	2
Ecological Monitoring.....	2
Environmental Non-Compliance.....	2
Environmental Complaint	2
Notification of Summons and Successful Prosecutions	3
Future Key Issues	3
1 INTRODUCTION	4
Purpose of the report	4
Structure of the report.....	4
2 PROJECT INFORMATION.....	5
Background	5
Project Organization.....	5
Summary of Construction Works Undertaken During Reporting Quarter.....	6
Status of Environmental Licences, Notifications and Permits	7
Summary of EM&A Requirement.....	8
3 ENVIRONMENTAL MONITORING AND AUDIT REQUIREMENT	9
Monitoring Parameters and Monitoring Locations	9
Monitoring Methodology and Calibration Details	10
Environmental Quality Performance Limits (Action and Limit Levels)	10
Landscape and visual.....	11
Ecology Monitoring	11
Site Audit Summary	11
Environmental Mitigation Measures	11
Status of Waste Management	11
4 MONITORING RESULTS	12
Weather Conditions	12
Air Quality.....	12
Construction Noise	12
Ecological Monitoring.....	14
5 ENVIRONMENTAL SITE INSPECTION.....	15
Site Audits	15
Implementation Status of Environmental Mitigation Measures.....	15
Solid and Liquid Waste Management Status	15
6 NON-COMPLIANCE (EXCEEDANCES) OF THE ENVIRONMENTAL QUALITY PERFORMANCE LIMITS (ACTION AND LIMIT LEVELS).....	16
Summary of Exceedances	16
Summary of Environmental Non-Compliance.....	16
Summary of Environmental Complaint	16
Summary of Environmental Summon and Successful Prosecution	16
7 FUTURE KEY ISSUES	17
Key Issues in the Coming Three Months	17

8 CONCLUSIONS AND RECOMMENDATIONS.....	19
Conclusions	19
Recommendations	19

LIST OF TABLES

Table I	Summary Table for Events Recorded in the Reporting Quarter
Table 2.1	Key Contacts of the Project
Table 2.2a	Status of Environmental Licences, Notifications and Permits (Contract No. ND/2018/01)
Table 2.2b	Status of Environmental Licences, Notifications and Permits (Contract No. SSK509)
Table 3.1	Location for Air Quality Monitoring Stations
Table 3.2	Impact Air Quality Monitoring Monitoring Parameters, Frequency and Duration
Table 3.3	Location of Noise Monitoring Stations
Table 3.4	Noise Monitoring Parameters, Duration and Frequency
Table 4.1	Summary of 1-hour TSP Monitoring Result in Reporting Quarter
Table 4.2	Summary of Noise Monitoring Result in Reporting Quarter

LIST OF FIGURES

Figure 1	Site Layout Plan
Figure 2	Location of Air Quality Monitoring Station
Figure 3	Location of Noise Monitoring Station

LIST OF APPENDICES

Appendix A	Action and Limit Levels
Appendix B	1-hour TSP Monitoring Graphical Presentation
Appendix C	Noise Monitoring Graphical Presentation
Appendix D	Event Action Plans
Appendix E	Summary of Exceedance
Appendix F	Environmental Mitigation Implementation Schedule (EMIS)
Appendix G	Site Audit Summary
Appendix H	Waste Generation in the Reporting Period
Appendix I	Complaint Log
Appendix J	Summary of Successful Prosecution

EXECUTIVE SUMMARY

Introduction

1. This is the 11th Quarterly Environmental Monitoring and Audit (EM&A) Report for the Project of Police Facilities in Kong Nga Po under Environmental Permit No. EP-510/2016. This report was prepared by Wellab Limited (Wellab) under “Service Contract No. NDO 07/2019 Environmental Team for Site Formation and Infrastructure Works for Police Facilities in Kong Nga Po” (hereinafter called the “Service Contract”). This report documents the findings of Environmental Monitoring and Audit (EM&A) work conducted from January to March 2023.
2. Part of the construction site was handed over to Architectural Services Department (ArchSD) on 23rd December 2022 whom taken over responsibility for the construction of building works and as maintenance agent for Hong Kong Police Force (HKPF) during operation phase. A further environmental permit (FEP) (FEP no.: FEP-01/510/2016) was issued by the Director of Environmental Protection (DEP) on 16 February 2023 to Architectural Services Department as permit holder for the construction of building works. A separate Quarterly EM&A Report documents the findings of EM&A works for the construction of building works under ArchSD’s Contract will be submitted starting from April 2023 tentatively.
3. During the reporting period, the following Works Contracts were undertaken for the Project of Police Facilities in Kong Nga Po under Environmental Permit No. EP-510/2016:
 - Contract No. ND/2018/01 – Site Formation and Infrastructure Works for Police Facilities in Kong Nga Po
 - Contract No. SSK509 - Design and Construction of Kong Nga Po Police Training Facilities

Summary of Construction Works undertaken during the Reporting Quarter

4. The major site activities undertaken in the reporting quarter included:

Contract No. ND/2018/01 – Site Formation and Infrastructure Works for Police Facilities in Kong Nga Po

- Site Formation at Portion D
- Retaining Wall Construction
- Slope Upgrading Works
- Road & Associated Works
- Sewerage Trenchless Works
- Drainage & Watermain Trenchless Works
- Bridge & Associated Works

Contract No. SSK509 - Design and Construction of Kong Nga Po Police Training Facilities

- Setting up of site office
- Ground investigation
- Plate load test and soil test
- Open cut excavation

- Removal of soil
- Construction of footings

Environmental Monitoring and Audit Works

- Environmental monitoring for the Project was performed in accordance with the EM&A Manual and the monitoring results were checked and reviewed. Site Inspections/Audits were conducted once per week. The implementation of the environmental mitigation measures, Event Action Plans and environmental complaint handling procedures were also checked.
- Summary of the environmental exceedances of the reporting quarter for the Project is tabulated in **Table I**.

Table I Summary Table for Events Recorded in the Reporting Quarter

Environmental Monitoring	Parameter	No. of Non-Project related Exceedances		No. of Exceedance related to the Construction Works of the Contract		Action Taken
		Action Level	Limit Level	Action Level	Limit Level	
Air Quality	1-hr TSP	0	0	0	0	N/A
Noise	$L_{eq(30min)}$	0	0	1	0	Refer to Appendix I

Air Quality

- All construction air quality monitoring was conducted as scheduled in the reporting quarter. No Action/Limit Level exceedance was recorded in the reporting quarter.

Construction Noise

- All construction noise monitoring was conducted as scheduled in the reporting quarter. One (1) Action Level exceedance was recorded due to a documented complaint received on 15th March 2023 in the reporting quarter. No Limit Level exceedance was recorded.

Ecological Monitoring

- All ecological monitoring was conducted as scheduled in the reporting quarter. The ecological monitoring photo records and results were shown in the relevant Monthly EM&A Reports.

Environmental Non-Compliance

- No environmental non-compliance was recorded in the reporting quarter.

Environmental Complaint

- Three (3) complaints related to air quality and one (1) complaint related to construction noise were received in the reporting quarter. The Complaint Log is presented in **Appendix I**.

Notification of Summons and Successful Prosecutions

12. No notification of summons or successful environmental prosecutions was received in the reporting quarter.

Future Key Issues

13. The major site activities for the coming three months include:

Contract No. ND/2018/01 – Site Formation and Infrastructure Works for Police Facilities in Kong Nga Po

- Retaining Wall Construction
- Slope Upgrading Works
- Road & Associated Works
- Sewerage Trenchless Works
- Drainage & Watermain Trenchless works
- Bridge & Associated Works

Contract No. SSK509 - Design and Construction of Kong Nga Po Police Training Facilities

- Setting up of site office
- Plate load test
- Open cut excavation
- Removal of soil
- Construction of footings
- Trial Pile
- U.U. lead in and pipe duct connection

14. Potential environmental impacts arising from the above construction activities are mainly associated with construction dust, noise, water quality and waste management. The anticipated major impacts from the construction works and corresponding recommended mitigation measures are detailed in Appendix A of relevant Monthly EM&A Reports.

1 INTRODUCTION

1.1 Wellab Limited was commissioned by the Civil Engineering Development Department (CEDD) as the Environmental Team to undertake the Environmental Monitoring and Audit (EM&A) works for the Project of Police Facilities in Kong Nga Po under Environmental Permit No. EP-510/2016 to ensure that the environmental performance of the Works Contracts comply with the requirements specified in the Environmental Permits (EPs), Environmental Impact Assessment (EIA) Report and Environmental Monitoring & Audit (EM&A) Manual of the Police Facilities in Kong Nga Po Project and other relevant statutory requirements.

Purpose of the report

1.2 This is the 11th Quarterly EM&A Report which summarises the impact monitoring results and audit findings for the EM&A programme during the reporting period from January to March 2023. The major construction works for the Project commenced on 3rd July 2020 and the main site in Kong Nga Po was handed over to Architectural Services Department (ASD) on 23rd December 2022 whom taken over responsibility for the construction of building works and as maintenance agent for Hong Kong Police Force (HKPF) during operation phase.

Structure of the report

1.3 The structure of the report is as follows:

Section 1: **Introduction** - purpose and structure of the report.

Section 2: **Project Information** – summarises background and scope of the Project, site description, project organisation and contact details, construction programme, the construction works undertaken and the status of Environmental Permits/Licences during the reporting period.

Section 3: **Environmental Monitoring and Audit Requirement** – summarises monitoring location and parameters, monitoring programmes, monitoring frequencies, Action and Limit Levels, Event / Action Plans, and Site Audit inspection.

Section 4: **Monitoring Result** – summarises the monitoring results in the reporting quarter.

Section 5: **Environmental Site Inspection** – summarises the audit findings of the weekly site inspections undertaken within the reporting period.

Section 6: **Non-Compliance of the Environmental Quality Performance Limits (Action and Limit)** – summarises any monitoring exceedance, environmental complaints, environmental summons and successful prosecutions within the reporting period.

Section 7: **Future Key Issues** – summarises the impact forecast and monitoring schedule for the next three months.

Section 8: **Conclusions and Recommendations**

2 PROJECT INFORMATION

Background

- 2.1 The Project consists of site formation works and building works for the co-location of various police facilities in the Project site at Kong Nga Po as well as road improvement works to a section of the existing Kong Nga Po Road between the police facilities and Man Kam To Road. The police facilities include:
- Lo Wu Firing Range (LWFR) to be relocated from Lo Wu;
 - Ma Tso Lung Firing Range (MTLFR) to be relocated from Ma Tso Lung;
 - Weapons Training Facilities (WTF) and Police Driving and Traffic Training Facilities (PD&TTF) to be relocated from Fan Garden;
 - Helipad to be relocated from Lo Wu;
 - A Proposed Police Training Facility (PTF); and
 - A new internal access road network with underpass within the Project site
- 2.2 The improvement works to Kong Nga Po Road between the police facilities and Man Kam To Road includes roadworks, viaduct of less than 100m between abutments, and associated works such as slopeworks and retaining walls.
- 2.3 In addition to the above, associated supporting infrastructure and utilities including an underground stormwater storage tank, sewage pumping station, petrol / diesel filling station, a multi-storey training complex associated with the PD&TTF, and other ancillary facilities will also be provided.
- 2.4 The Project is a Designated Project under the Environmental Impact Assessment Ordinance (EIAO). An Environmental Impact Assessment (EIA) Report (Report No.: AEIAR-201/2016) for the Project was approved under EIAO in October 2016 in accordance with the EIA Study Brief (No. ESB-276/2014) and the Technical Memorandum on Environmental Impact Assessment Process (EIAO-TM). The corresponding Environmental Permit was issued (EP no.: EP-510/2016) by the Director of Environmental Protection (DEP) in November 2016.
- 2.5 According to approved Environmental Monitoring and Audit (EM&A) Manual, an air quality and noise monitoring programme is recommended during the construction phases of the Project to monitor the expected dust and noise nuisances. Baseline air quality and noise monitoring were conducted by ET from 14th March 2020 to 2nd April 2020 to establish the background conditions of the designated sensitive receivers prior to the commencement of the Project's construction works.
- 2.6 The site layout plan for the Project is shown in **Figure 1**.

Project Organization

- 2.7 Different parties with different levels of involvement in the Project organization include:
- Project Proponent – Civil Engineering and Development Department (CEDD)
 - *Supervisor / Supervisor's* Representative – AECOM

- Environmental Team (ET) – Wellab Limited
- Independent Environmental Checker (IEC) – Acuity Sustainability Consulting Limited

2.8 The key personnel contact names and numbers under Contract No. ND/2018/01 and the other contact names and numbers under ArchSD Contract No. SSK509 are summarised in **Table 2.1**.

Table 2.1 Key Contacts of the Project

Party	Role	Contact Person	Phone No.	Fax No.
Contract No. ND/2018/01				
Civil Engineering and Development Department, HKSAR (CEDD)	Project Proponent	Mr. Joseph YAN	3152 3551	3547 1658
<i>Supervisor / Supervisor's Representative (AECOM)</i>	Senior Resident Engineer	Mr. Steven Leung	5287 4331	3922 9797
Environmental Team (Wellab Limited)	Environmental Team Leader	Ms. Ivy Tam	2151 2090	2898 7076
	Qualified Ecologist	Dr. Priscilla Choy	2898 7388	2898 7076
	Registered Landscape Architect	Mr. Ted Lam	2898 7388	2898 7076
Independent Environmental Checker (Acuity Sustainability Consulting Limited)	Independent Environmental Checker	Ms. Melody Cheng	2698 6833	2693 9383
Contractor (Build King Construction Limited)	Site Agent	Mr. Book Kin Man	2272 3128	2528 1751
	Environmental Officer	Mr. Alex Liu	9754 3432	
Contract No. SSK509				
Architectural Services Department	Project Proponent	Mr. Vincent Kwok	2867 3939	3542 5223
Contractor (China State JV)	Site Agent	Mr. Kelvin Chan	6272 8828	2866 6325
	Environmental Officer	Ms. Marian Kong	6174 9735	2866 6325

Summary of Construction Works Undertaken During Reporting Quarter

2.9 The major site activities undertaken in the reporting quarter included:

Contract No. ND/2018/01 – Site Formation and Infrastructure Works for Police Facilities in Kong Nga Po

- Site Formation at Portion D
- Retaining Wall Construction
- Slope Upgrading Works
- Road & Associated Works
- Sewerage Trenchless Works
- Drainage & Watermain Trenchless Works
- Bridge & Associated Works

Contract No. SSK509 - Design and Construction of Kong Nga Po Police Training Facilities

- Setting up of site office
- Ground investigation
- Plate load test and soil test
- Open cut excavation
- Removal of soil
- Construction of footings

Status of Environmental Licences, Notifications and Permits

- 2.10 A summary of the relevant permits, licences and/or notifications on environmental protection for this Project is presented in **Table 2.2(a-b)**.

**Table 2.2a Status of Environmental Licences, Notifications and Permits
(Contract No. ND/2018/01)**

Permit / Licence No.	Valid Period		Status
	From	To	
Environmental Permit (EP)			
EP-510/2016	N/A	N/A	Valid
Construction Noise Permit (CNP)			
GW-RN0873-22	28-09-2022	27-01-2023	Expired
GW-RN1224-22	03-01-2023	02-04-2023	Valid
GW-RN0081-23	28-01-2023	27-07-2023	Valid
Notification pursuant to Air Pollution Control (Construction Dust) Regulation			
EPD Ref no.: 451555	N/A	N/A	N/A
Billing Account for Construction Waste Disposal			
Account No. 7036173	24-12-2019	N/A	Valid
Registration of Chemical Waste Producer			
WPN5213-641-B2590-01	18-5-2020	N/A	Valid
Effluent Discharge Licence under Water Pollution Control Ordinance			
WT00035709-2020	11-5-2020	31-5-2025	Valid

**Table 2.2b Status of Environmental Licences, Notifications and Permits
(Contract No. SSK509)**

Permit / Licence No.	Valid Period		Status
	From	To	
Further Environmental Permit (EP)			
FEP-01/510/2016	N/A	N/A	Valid
Construction Noise Permit (CNP)			
GW-RN0132-23	07-02-2023	06-05-2023	Valid
Notification pursuant to Air Pollution Control (Construction Dust) Regulation			
EPD Ref no.: 487864	N/A	N/A	N/A
Billing Account for Construction Waste Disposal			
Account No. 7046289	18-01-2023	N/A	Valid
Registration of Chemical Waste Producer			
WPN5213-641-C4770-01	18-01-2023	N/A	Valid
Effluent Discharge Licence under Water Pollution Control Ordinance			
Application No. 488094	-	--	Pending for approval

Summary of EM&A Requirement

2.11 The EM&A programme requires construction noise monitoring, air quality monitoring, ecological monitoring and environmental site audits. The EM&A requirements are described in the following sections, including:

- All monitoring parameters;
- Action and Limit levels for all environmental parameters;
- Event / Action Plans;
- Environmental mitigation measures, as recommended in the Project EIA study final report; and
- Environmental requirements in contract documents.

3 ENVIRONMENTAL MONITORING AND AUDIT REQUIREMENT

Monitoring Parameters and Monitoring Locations

Air Quality Monitoring

- 3.1 In accordance with the EM&A Manual, impact 1-hour TSP monitoring was conducted to monitor the air quality for the Works Contracts. The location of the monitoring stations are shown in **Figure 2**. **Table 3.1** describes the location of the air quality monitoring stations.

Table 3.1 Location for Air Quality Monitoring Stations

Monitoring Station	Location of Measurement
AM1	Village House, Kong Nga Po
AM2	Village House, Kong Nga Po

- 3.2 **Table 3.2** summarises the monitoring parameters and frequencies of impact air quality monitoring during the Works Contracts activities.

Table 3.2 Impact Air Quality Monitoring Parameters, Frequency and Duration

Parameters	Frequency
1-hr TSP	Three times/ 6 days

Noise Monitoring

- 3.3 In accordance with the EM&A Manual, construction noise monitoring were conducted to monitor the construction noise arising from the construction activities. The location of the monitoring stations are shown in **Figure 3**. **Table 3.3** describes the location of the noise monitoring stations.

Table 3.3 Location of Noise Monitoring Stations

Monitoring Station	Location of Measurement
NM1	Village House, Sha Ling
NM2	Village House, Sha Ling
NM3	Village House No. 248, Sha Ling
NM4	Village House, Sha Ling
NM5	*Village House No. 270, Sha Ling
NM6	Village House, Sha Ling
NM7	Village House, Sha Ling
NM8	Village House, Sha Ling
NM9	Village House, Kong Nga Po
NM10	Village House, Kong Nga Po
NM11	Village House, Kong Nga Po

Monitoring Station	Location of Measurement
NM12	Village House, Kong Nga Po
NM13	Village House, Kong Nga Po
NM14	Village House, near Man Kam To Road

Note: *The location of NM5 as shown in Figure 3.1 of EM&A Manual and Figure 4.2 of the EIA Report is Village House No.270, Sha Ling, not Village No. 272, Sha Ling according to <https://www.map.gov.hk/gm/map/s/B/1107625418>

- 3.4 **Table 3.4** summarises the monitoring parameters and frequencies of construction noise monitoring during the Works Contracts activities.

Table 3.4 Noise Monitoring Parameters, Duration and Frequency

Monitoring Stations	Parameter	Duration	Frequency	Measurement
NM1	L ₁₀ (30 min.) dB(A) ^[2] L ₉₀ (30 min.) dB(A) ^[2] L _{eq} (30 min.) dB(A) ^[2] (as six consecutive L _{eq} , 5min readings)	0700-1900 hrs on normal weekdays	Once per week	Free field ^[1]
NM2				Free field ^[1]
NM3				Facade
NM4				Facade
NM5				Facade
NM6				Free field ^[1]
NM7				Facade
NM8				Free field ^[1]
NM9				Free field ^[1]
NM10				Free field ^[1]
NM11				Facade
NM12				Facade
NM13				Free field ^[1]
NM14				Free field ^[1]

Remarks:

[1]: Correction of +3dB (A) for Free-field Measurement.

[2]: A-weighted equivalent continuous sound pressure level (L_{eq}). It is the constant noise level which, under a given situation and time period, contains the same acoustic energy as the actual time-varying noise level.

L₁₀ is the level exceeded for 10% of the time. For 10% of the time, the sound or noise has a sound pressure level above L₁₀.

L₉₀ is the level exceeded for 90% of the time. For 90% of the time, the noise level is above this level.

Monitoring Methodology and Calibration Details

- 3.5 Monitoring works/equipment were conducted/calibrated regularly in accordance with the Project Specific EM&A Manual. Copies of calibration certificates were attached in the relevant Monthly EM&A Reports.

Environmental Quality Performance Limits (Action and Limit Levels)

- 3.6 The environmental quality performance limit i.e. Action and Limit Levels were derived from the baseline monitoring results. Should the measured environmental quality parameters exceed the Action/Limit Levels, the respective action plans would be implemented. The Action/Limit Levels for each environmental parameter are given in **Appendix A**.

Landscape and visual

- 3.7 Bi-weekly inspection of the implementation of landscape and visual mitigation measures was conducted during weekly site audit. Most of the necessary mitigation measures have been implemented and recommended follow-up actions have been discharged by the Contractor. Details of the audit findings and implementation status are summarized in **Appendix F** and **Appendix G**.

Ecology Monitoring

- 3.8 Ecology monitoring was carried out on a monthly basis to monitor the timely implementation of proper environmental management practices and mitigation measures for the retained and transplanted individuals of flora species of conservation interest. Proper erection and maintenance of the temporary protective fence enclosing the individuals was inspected for the effectiveness. The ecological monitoring photo records and result could refer to the relevant Monthly EM&A Reports.

Site Audit Summary

- 3.9 Site audit were carried out on a weekly basis to monitor and audit the timely implementation of proper environmental management practices and mitigation measure of this Project. The observations and recommendations made during the reporting period are summarized in **Appendix G**.

Environmental Mitigation Measures

- 3.10 Relevant mitigation measures as recommended in the project EIA report have been stipulated in the Project EM&A Manual for the Contractor to implement. A summary of the Environmental Mitigation Implementation Schedule (EMIS) is given in **Appendix F**.

Status of Waste Management

- 3.11 The amount of wastes generated by the major site activities of this Project during the reporting quarter is shown in **Appendix H**.

4 MONITORING RESULTS

Weather Conditions

- 4.1 The detail of weather conditions for each individual monitoring session could be referred to monthly EM&A reports.

Air Quality

1-hr TSP Monitoring

- 4.2 All construction air quality monitoring was conducted as scheduled during the reporting quarter.
- 4.3 No Action/Limit Level exceedance was recorded in this reporting quarter. A summary of exceedance is attached in **Appendix E**.
- 4.4 **Table 4.1** summarizes the air quality monitoring results which were extracted from the monthly reports for this Project. The graphical presentation of the air quality monitoring results are shown in **Appendix B**.

Table 4.1 Summary of 1-hour TSP Monitoring Result in Reporting Quarter

Reporting Months	Air Quality Monitoring Station	Average $\mu\text{g}/\text{m}^3$	Range $\mu\text{g}/\text{m}^3$	Action Level $\mu\text{g}/\text{m}^3$	Limit Level $\mu\text{g}/\text{m}^3$
Jan 2023	AM1	105.7	50.5 – 178.8	308	500
	AM2	71.7	34.0 – 103.8	311	
Feb 2023	AM1	117.8	47.3 – 272.9	308	
	AM2	86.4	32.2 – 116.2	311	
Mar 2023	AM1	158.9	56.5 – 224.1	308	
	AM2	67.7	48.1 – 96.3	311	

Construction Noise

- 4.5 All construction noise monitoring was conducted as scheduled in the reporting quarter.
- 4.6 One (1) Action Level exceedance was recorded due to a documented complaint received on 15th March 2023 in the reporting quarter. No Limit Level exceedance was recorded. A summary of exceedance is attached in **Appendix E**.
- 4.7 **Table 4.2** summarizes the noise monitoring results which were extracted from the monthly reports for this Project. The graphical presentations of the construction noise monitoring results are shown in **Appendix C**.

Table 4.2 Summary of Noise Monitoring Result in Reporting Quarter

Remarks:

Reporting Months	Noise Quality Monitoring Station	Average L_{eq} (30 min), dB(A)	Range L_{eq} (30 min), dB(A)	Baseline Level dB(A)	Limit Level, dB(A)
Jan 2023	NM1 ^[1]	54.7	53.2 – 56.2	54.9	75.0
	NM2 ^[1]	62.4	57.8 – 64.6	56.7	
	NM3	56.7	55.5 – 57.9	54.5	
	NM4	59.9	53.1 – 63.8	58.7	
	NM5	57.8	54.8 – 59.4	57.0	
	NM6 ^[1]	59.7	51.3 – 62.3	56.0	
	NM7	51.8	47.4 – 55.6	49.8	
	NM8 ^[1]	54.3	46.1 – 58.5	57.6	
	NM9 ^[1]	61.0	51.6 – 64.8	55.9	
	NM10 ^[1]	59.2	47.5 – 64.7	52.8	
	NM11	55.1	51.0 – 57.9	46.4	
	NM12	58.0	46.1 – 64.5	54.7	
	NM13 ^[1]	53.2	47.1 – 58.8	61.3	
	NM14 ^[1]	55.4	53.9 – 56.9	59.6	
Feb 2023	NM1 ^[1]	58.1	54.6 – 60.6	54.9	
	NM2 ^[1]	59.0	53.7 – 62.2	56.7	
	NM3	59.7	57.7 – 61.2	54.5	
	NM4	60.8	60.2 – 61.7	58.7	
	NM5	56.9	54.2 – 59.2	57.0	
	NM6 ^[1]	59.6	55.6 – 61.8	56.0	
	NM7	52.2	49.7 – 53.6	49.8	
	NM8 ^[1]	55.8	49.5 – 59.5	57.6	
	NM9 ^[1]	61.0	56.6 – 65.1	55.9	
	NM10 ^[1]	56.0	54.0 – 58.9	52.8	
	NM11	50.5	45.9 – 52.4	46.4	
	NM12	55.7	53.3 – 57.4	54.7	
	NM13 ^[1]	55.2	44.3 – 57.7	61.3	
	NM14 ^[1]	57.1	48.5 – 60.9	59.6	
Mar 2023	NM1 ^[1]	56.0	51.4 – 59.8	54.9	
	NM2 ^[1]	59.4	54.2 – 64.4	56.7	
	NM3	56.8	54.3 – 59.1	54.5	
	NM4	69.4	55.4 – 73.9	58.7	
	NM5	60.2	55.5 – 63.7	57.0	
	NM6 ^[1]	68.0	54.4 – 73.1	56.0	
	NM7	55.9	46.8 – 58.5	49.8	
	NM8 ^[1]	56.1	51.0 – 59.1	57.6	
	NM9 ^[1]	62.9	55.5 – 66.8	55.9	
	NM10 ^[1]	55.2	52.5 – 57.1	52.8	
	NM11	55.1	50.8 – 57.8	46.4	
	NM12	59.3	45.0 – 65.0	54.7	
	NM13 ^[1]	54.3	48.3 – 57.9	61.3	
	NM14 ^[1]	59.8	51.1 – 62.5	59.6	

[1]: Correction of +3dB (A) for Free-field Measurement.

Ecological Monitoring

- 4.8 Monthly monitoring of flora species of conservation interest were conducted by ET as scheduled in the reporting quarter. The health conditions of the transplanted / retained species are generally in fair to poor condition. The Contractor was reminded to closely monitor the transplanted species and implement the protection measures according to the approved transplantation proposal to protect the transplanted / retained species. In addition, the Contractor was also reminded to coordinate with the landscape specialist to provide mitigation measures / follow up actions for those *Keteleeria fortune* with broken branches.
- 4.9 Nevertheless, three individuals of transplanted *Aquilaria sinensis* A-008, A-0009 and A-0010 were collapsed after Typhoon Signal No. 8. According to the Tree Risk Assessment Report provided by the Contractor's landscape specialist, the collapsed trees have been removed on 16th July 2022. The ecological monitoring photo records and results were shown in the relevant Monthly EM&A Reports.
- 4.10 According to approved transplantation proposal, the post-transplantation monitoring for transplanted *Brainea insignis* and *Spiranthes sinensis* was conducted by Contractor once per week in the first three months (June to August 2020) after the transplantation of *Brainea insignis* and *Spiranthes sinensis* from 21st to 26th May 2020 and once per month during the 12-month establishment period and the post establishment period until the end of construction phase of the Project. Also, post-transplantation monitoring for *Aquilaria sinensis* was conducted by Contractor once per week in the first three months (October 2020 to January 2021) after the transplantation of *Aquilaria sinensis* from 3rd to 19th October 2020 and once per month during the 12-month establishment period and the post establishment period until the end of construction phase of the Project. During the reporting quarter, the post-transplantation monitoring on transplanted *Brainea insignis* and *Spiranthes sinensis* were conducted once per month by the Contractor under ND/2018/01 on 30th January 2023. Due to the main site in Kong Nga Po (including the receptor site for transplanted *Brainea insignis* and *Spiranthes sinensis*) was handed over to Architectural Services Department (ASD) on 23rd December 2022 under Contract No. SSK509. Therefore, post-transplantation monitoring on transplanted *Brainea insignis* and *Spiranthes sinensis* was conducted once per month by the Contractor under Contract No. SSK509 on 25th February 2023 and 29th March 2023 during the reporting period.
- 4.11 No post-transplantation monitoring was conducted for *Aquilaria sinensis* as they were collapsed due to the Typhoon and removed on 16th July 2022.
- 4.12 The contractor provided maintenance works including watering, use of mulch and weeding in the first year of establishment to allow healthy growth of the transplanted species. In view of the condition of transplanted individuals after the 12-month establishment period, maintenance works were recommended to extend during the Post-establishment Period until the end of Construction Phase. The post-transplantation monitoring record were submitted to ET, IEC and the supervisors for review and record and were shown in the relevant Monthly EM&A Reports.

5 ENVIRONMENTAL SITE INSPECTION

Site Audits

- 5.1 Site audits were carried out by ET on weekly basis in the reporting quarter to monitor the timely implementation of proper environmental management practices and mitigation measures on the project site. No non-conformance was identified and the observation and recommendations made in each individual site audit session in the reporting period are summarized in **Appendix G**.

Implementation Status of Environmental Mitigation Measures

- 5.2 According to the EIA Report, Environmental Permit and the EM&A Manual of the Project, the mitigation measures detailed in the documents are recommended to be implemented during the construction phase. An updated summary of the Environmental Mitigation Implementation Schedule (EMIS) is provided in **Appendix F**.

Solid and Liquid Waste Management Status

- 5.3 In accordance with the EM&A Manual, waste management was audited during weekly site audit to determine if wastes are being managed in accordance with the Waste Management Plan (WMP) prepared for the Project and the relevant legislative and contractual requirements. Waste management practice including waste handling, storage, transportation and disposal were audited.
- 5.4 The Contractors are advised to minimize the wastes generated through the recycling or reusing. All mitigation measures stipulated in the EM&A Manual and waste management plans shall be fully implemented. The status of implementation of waste management and reduction measures are summarised in **Appendix F**.
- 5.5 Waste generated from this Project includes inert C&D materials and non-inert C&D materials. Non-inert C&D materials are made up of general refuse and waste that cannot be reused or recycled and has to be disposed of at the designated landfill sites. The amount of wastes generated by the construction works of the Project during the reporting quarter is shown in **Appendix H**.

6 NON-COMPLIANCE (EXCEEDANCES) OF THE ENVIRONMENTAL QUALITY PERFORMANCE LIMITS (ACTION AND LIMIT LEVELS)

Summary of Exceedances

- 6.1 Environmental monitoring works were performed in the reporting quarter and all monitoring results were checked and reviewed. A summary of exceedance is attached in **Appendix E**.
- 6.2 No exceedance of Action and Limit Levels of air quality was recorded in the reporting quarter.
- 6.3 One (1) Action Level exceedance for noise monitoring was recorded due to the documented complaint received on 15th March 2023. No exceedance of Limit Level of construction noise was recorded in the reporting quarter.

Summary of Environmental Non-Compliance

- 6.4 No environmental non-compliance was recorded in the reporting quarter. The observations and recommendations made in each individual site audit session were presented in **Appendix G**.

Summary of Environmental Complaint

- 6.5 There were three (3) complaints related to air quality and one (1) complaint related to construction noise were received in the reporting quarter. The Cumulative Complaint Log since the commencement of the Project is attached in **Appendix I**.

Summary of Environmental Summon and Successful Prosecution

- 6.6 There was no successful environmental prosecution or notification of summons received in the reporting quarter. The Cumulative Log for environmental summon and successful prosecution since the commencement of the Project is presented in **Appendix J**.

7 FUTURE KEY ISSUES

Key Issues in the Coming Three Months

7.1 The major construction activities undertaken in the coming three months will include:

Contract No. ND/2018/01 – Site Formation and Infrastructure Works for Police Facilities in Kong Nga Po

- Retaining Wall Construction
- Slope Upgrading Works
- Road & Associated Works
- Sewerage Trenchless Works
- Drainage & Watermain Trenchless Works
- Bridge & Associated Works

Contract No. SSK509 - Design and Construction of Kong Nga Po Police Training Facilities

- Setting up of site office
- Plate load test
- Open cut excavation
- Removal of soil
- Construction of footings
- Trial Pile
- U.U. lead in and pipe duct connection

7.2 Potential environmental impacts arising from the above construction activities are mainly associated with construction dust, noise, water quality, waste management and ecology. The proactive Environmental Protection Proforma summarizing the major site activities, potential environmental impacts and recommended mitigation measures for the coming months could refer to relevant Monthly EM&A Report.

7.3 The Contractor is recommended to arrange and maintain the water quality mitigation measures according to the construction site drainage plan during wet season (i.e., March to October). The dikes or embankments for flood protection should be implemented around the boundaries of earthwork areas. Temporary ditches should be provided to facilitate the runoff discharge into an appropriate watercourse, through a site/sediment trap. The sediment/silt traps should be incorporated in the permanent drainage channels to enhance deposition rates. Efficient silt removal facilities shall deploy to ensure all treated effluent from wastewater treatment plant shall meet the requirements as stated in WPCO licences. The site drainage plan shall also be updated based on the site condition and construction programme.

7.4 Dust can be generated during construction works and exposed site area. To prevent high dust concentrations during the dry weather, the Contractor should pay attention on the air quality mitigation measures as far as practicable to minimise the dust impact to the villages which are located adjacent to the Project works. The Contractor was also reminded to follow the Project Implementation Schedule in approved EIA report / EM&A Manual to implement appropriate dust control measure including “Use of regular water spraying (once every 1.25

hours or 8 times per day) to reduce dust emissions from heavy construction activities (including ground excavation, earth moving, etc.) at all active works area exposed site surfaces and unpaved roads, particularly during dry weather and covering 80% of stockpiling area by impervious sheets and spraying all dusty material with water immediately prior to any loading transfer operations to keep the dusty materials wet during material handling at the stockpile areas” as well as the relevant dust control practices as stipulated in the Air Pollution Control (Construction Dust) Regulation so that no adverse dust impact arising from the Project works site.

- 7.5 In addition, construction noise is also one of the key environmental issues during construction of the Project. Noise mitigation measures such as using quiet plants and noise barriers should be in place, where applicable. In addition, the Contractor was reminded to frequently check and maintain the acoustic materials wrapped on noisy part of PME and ensure no gaps between noise barriers; proactively identify any potential construction noise impact to NSRs and provide sufficient mitigation measures if necessary; and provide notification to nearby villagers in Kong Nga Po for potential noisy works at works area.
- 7.6 Moreover, the tree protection zone for the existing *Keteleeria fortunei* and *Aquilaria sinensis* shall be properly maintained during the Kong Nga Po Road upgrading works in close proximity of the plant species of conservation importance according to the approved “Explanatory Statement for Revised Layout Plan of Kong Nga Po Road (Final)”.
- 7.7 All other mitigation measures recommended in the Project Implementation Schedule in approved EIA report / EM&A Manual should be properly implemented and maintained as far as practicable.

8 CONCLUSIONS AND RECOMMENDATIONS

Conclusions

- 8.1 This Quarterly EM&A Report presents the EM&A work undertaken in January to March 2023 in accordance with EM&A Manual.
- 8.2 Environmental monitoring and audit works were performed in the reporting quarter and all monitoring results were checked and reviewed.

Air Quality Monitoring

- 8.3 Air Quality monitoring was conducted as scheduled in the reporting quarter. No Action/Limit Level exceedance was recorded.

Construction Noise Monitoring

- 8.4 Construction Noise monitoring was conducted as scheduled in the reporting quarter. One (1) Action Level exceedance for noise monitoring was recorded due to the documented complaint received on 15th March 2023. No exceedance of Limit Level of construction noise was recorded in the reporting quarter.

Environmental Site inspections

- 8.5 Environmental site inspections were conducted as weekly basis in the reporting quarter. No environmental non-compliance was recorded.

Environmental Complaint and Successful Prosecution

- 8.6 There were three (3) complaints related to air quality and one (1) complaint related to construction noise were received in the reporting quarter. No notification of summons or successful prosecutions was received in the reporting quarter.

Recommendations

- 8.7 The mitigation measures recommended in the EIA report and EM&A Manual are considered effective and efficient in minimizing environmental impacts due to construction of the project during the reporting quarter. The EM&A programme implemented by the ET has effectively monitored the environmental impacts arising from the construction activities and ensure the proper implementation of mitigation measures.
- 8.8 The effectiveness and efficiency of the EM&A programme will be continuously reviewed. The EM&A programme will be improved if deficiencies of the existing EM&A programme are identified.
- 8.9 According to the environmental audits performed in the reporting quarter, the following recommendations were provided to remediate any potential impacts due to the Project:

Air Quality Impact

- To maintain the cover for stockpile of dusty materials and exposed slope for dust suppression;
- To enhance the dust suppression measures including watering for the dust generation works, exposed site area and haul road;
- To regular check the valid NRMM labels are properly displayed on the regulated machines and non-road vehicles; and
- To maintain the wheel washing facilities provided at every construction site exit where practicable are functioning properly.

Construction Noise Impact

- To keep inspect the noise sources inside the site;
- To keep space out noisy equipment and position the equipment as far away as possible from sensitive receivers; and
- To maintain temporary noise barriers for operations of noisy equipment near the noise sensitive receivers, if necessary.

Water Impact

- To maintain the cover for open stockpile of and exposed slope;
- To keep reviewing and updating temporary drainage system;
- To maintain the earth bunds or sand bag barriers on site to direct stormwater to silt removal facilities;
- To maintain and ensure the silt removal facilities are functioning properly;
- To maintain the wheel washing facilities provided at every construction site exit where practicable are functioning properly;
- To divert the muddy water at the retention pond to the wetsep for treatment before discharging out; and
- To review and update site drainage plan based on the current site condition, and implement water quality mitigation measures as appropriate.

Waste/Chemical Management

- To check for any accumulation of waste materials or rubbish on site;
- To avoid any discharge or accidental spillage of chemical waste or oil directly from the site;
- To maintain the drip tray well to prevent oil and chemical leakage; and
- To avoid improper handling, storage and dispose of oil drums or chemical containers on site.

Ecology

- To erect and maintain the protection fence around the retained trees / conservation species;
- To keep the tree protection zone large enough to protect the tress; and
- To remove the construction materials within the tree protection zone.

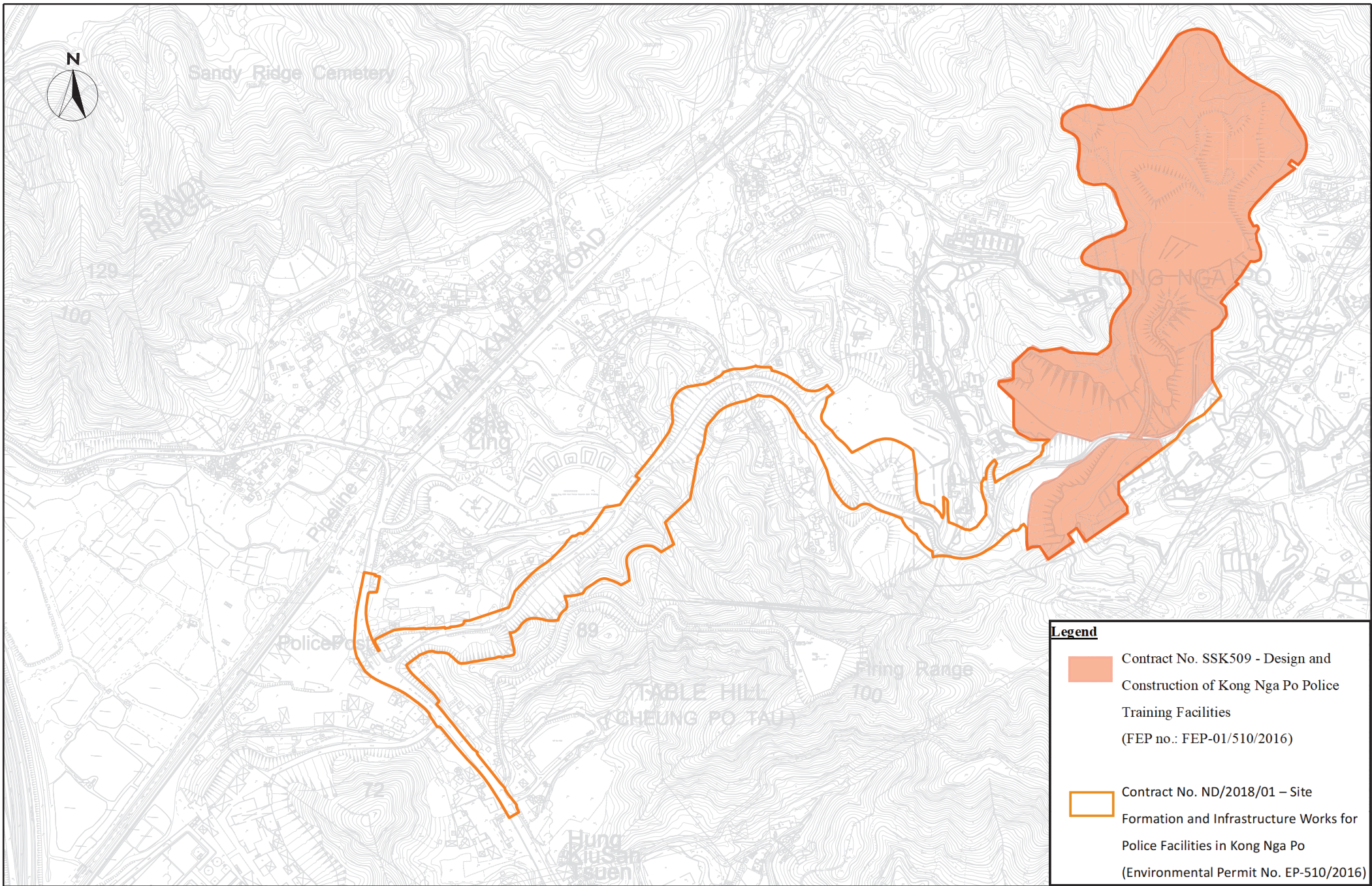
Landscape and Visual

- To erect and maintain the protection fencing and tree protection zone around the preserved trees;
- To remove the construction materials within the tree protection zone;
- To keep the tree protection zone large enough to protect the trees; and
- To avoid handling materials on the preserved trees.

Permit / Licences

- To maintain the display the valid construction noise permit on the construction site at a proper location at the boundary of the working area for public information.

FIGURE(S)



Legend

- Contract No. SSK509 - Design and Construction of Kong Nga Po Police Training Facilities (FEP no.: FEP-01/510/2016)
- Contract No. ND/2018/01 – Site Formation and Infrastructure Works for Police Facilities in Kong Nga Po (Environmental Permit No. EP-510/2016)

SCALE	A3 @1:40000	DATE	MAR 2023	
CHECK	IT	DRAWN	ML	
JOB No.	WMA20001	FIGURE No.	1	REV -



LEGEND

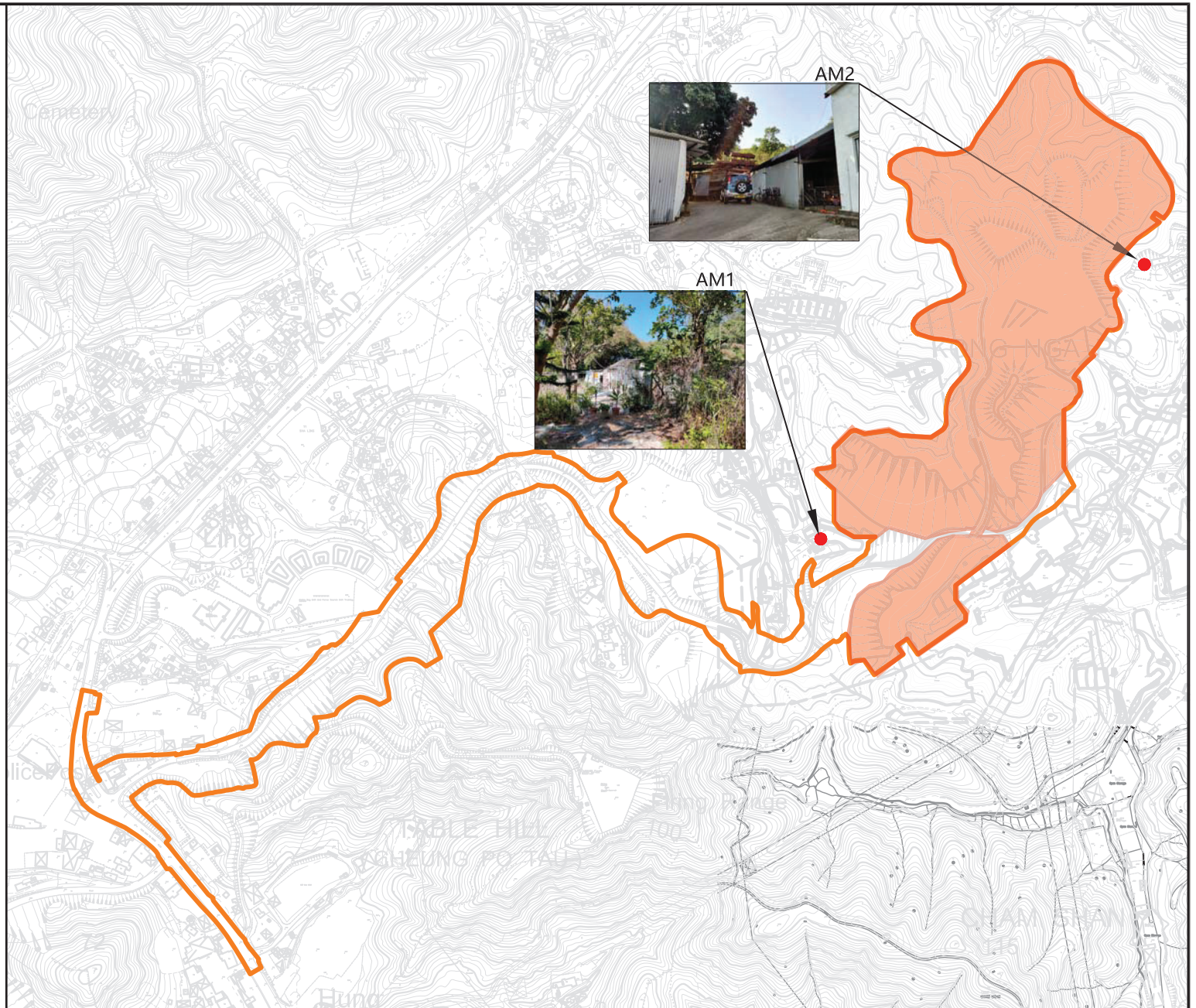
Legend

- Contract No. SSK509 - Design and Construction of Kong Nga Po Police Training Facilities (FEP no.: FEP-01/510/2016)

- Contract No. ND/2018/01 – Site Formation and Infrastructure Works for Police Facilities in Kong Nga Po (Environmental Permit No. EP-510/2016)

- Air Quality Monitoring Stations

Air Quality Monitoring Stations	
ID	Description
AM1	Village House, Kong Nga Po
AM2	Village House, Kong Nga Po




Service Contract No. NDO 07/2019
Environmental Team for Site Formation and Infrastructure Works for Police Facilities in Kong Nga Po


Air Quality Monitoring Stations

SCALE	A4 @ 1:50000	DATE	MAR 2023		
CHECK	IT	DRAWN	ML		
JOB No.	WMA20001	FIGURE NO.	2	REV	—

Legend

 Contract No. SSK509 - Design and Construction of Kong Nga Po Police Training Facilities
(FEP no.: FEP-01/510/2016)

 Contract No. ND/2018/01 – Site Formation and Infrastructure Works for Police Facilities in Kong Nga Po
(Environmental Permit No. EP-510/2016)

 Noise Quality Monitoring Stations

Noise Monitoring Stations	
ID	Description
NM1	Village House, Sha Ling
NM2	Village House, Sha Ling
NM3	Village House No. 248, Sha Ling
NM4	Village House, Sha Ling
NM5	Village House No. 270, Sha Ling
NM6	Village House, Sha Ling
NM7	Village House, Sha Ling
NM8	Village House, Sha Ling
NM9	Village House, Kong Nga Po
NM10	Village House, Kong Nga Po
NM11	Village House, Kong Nga Po
NM12	Village House, Kong Nga Po
NM13	Village House, Kong Nga Po
NM14	Village House, near Man Kam To Road



Service Contract No. NDO 07/2019
 Environmental Team for Site Formation and Infrastructure Works for Police Facilities in Kong Nga Po
Noise Monitoring Stations

SCALE	A4 @ 1:50000	DATE	MAR 2023	
CHECK	IT	DRAWN	ML	
JOB No.	WMA20001	FIGURE NO.	3	REV —

**APPENDIX A
ACTION AND LIMIT LEVELS**

Appendix A - Action and Limit Levels**Table A-1 Action and Limit Levels for 1-hour TSP**

Monitoring station	Action Level (ug/m³)	Limit Level (ug/m³)
AM1	308	500
AM2	311	

TableA-2 Action and Limit Levels for Construction Noise

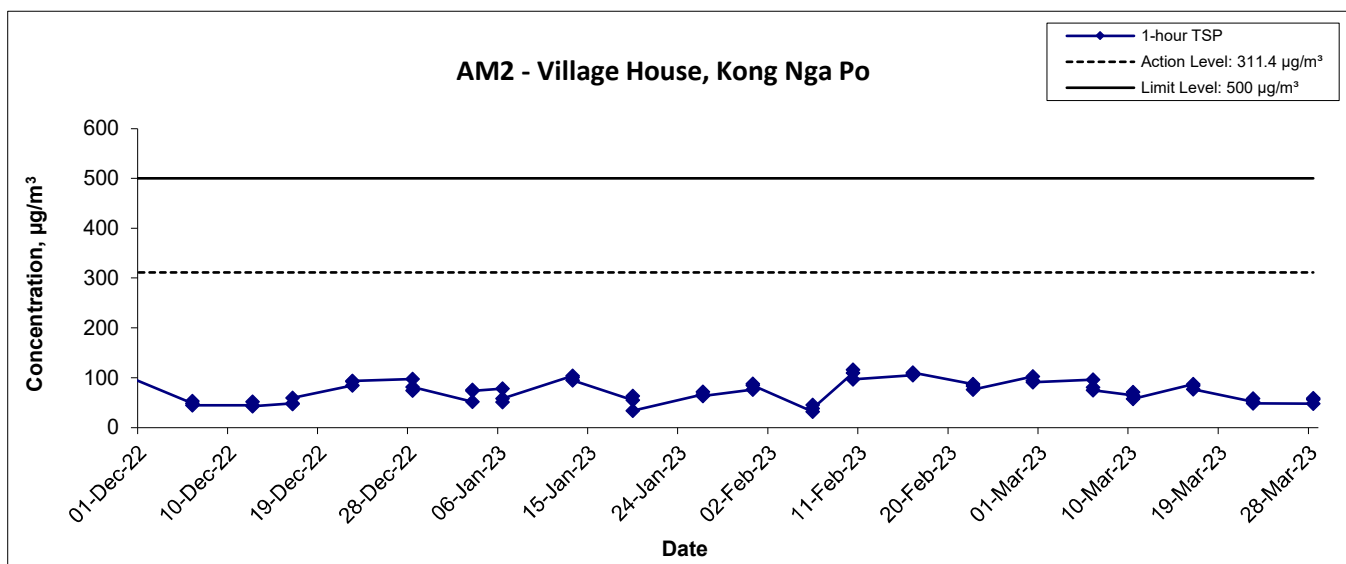
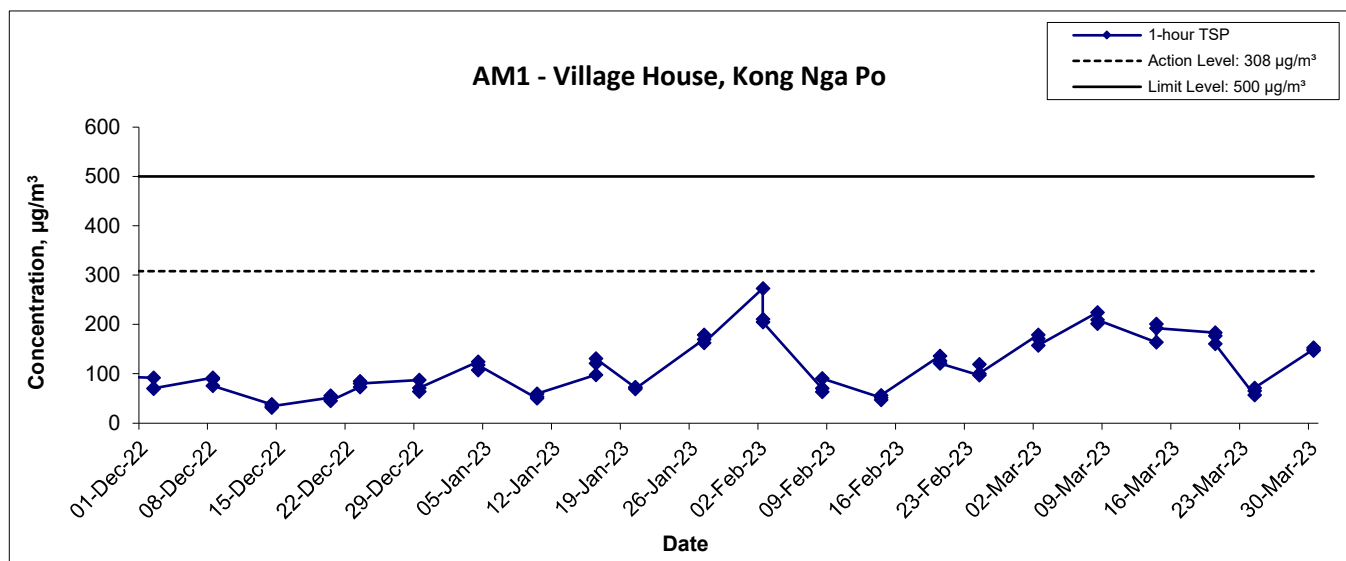
Time Period	Action Level	Limit Level
0700-1900 hours on normal weekdays	When one documented complaint is received	75 dB(A)


Noted:

If works are to be carried during restricted hours, the conditions stipulated in the construction noise permit issued by the Noise Control Authority have to be followed.

**APPENDIX B
1-HOUR TSP MONITORING
GRAPHICAL PRESENTATION**

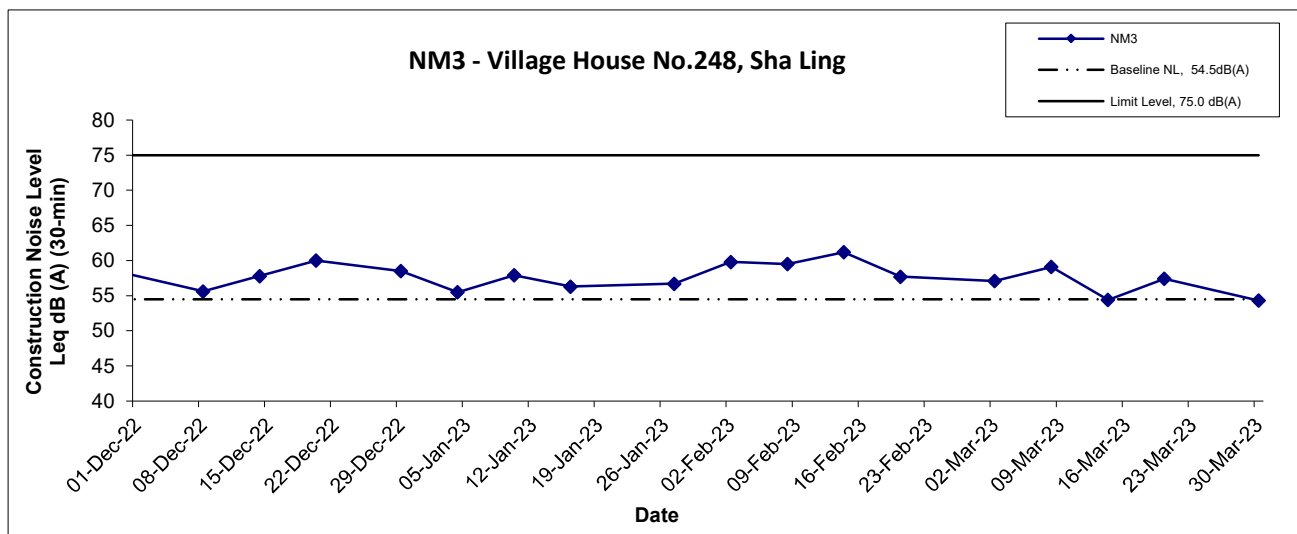
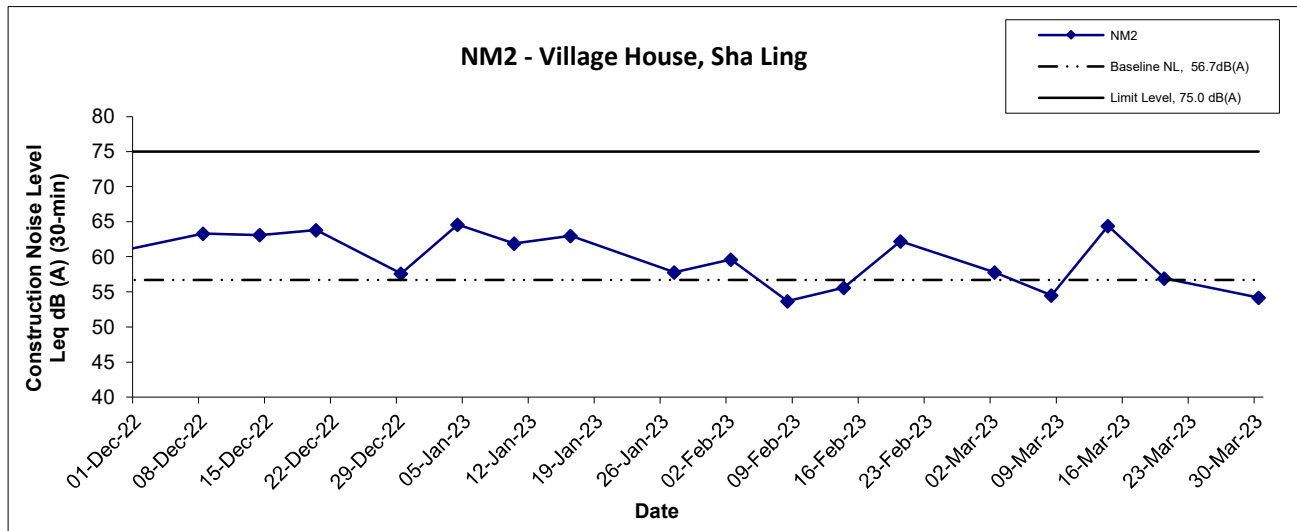
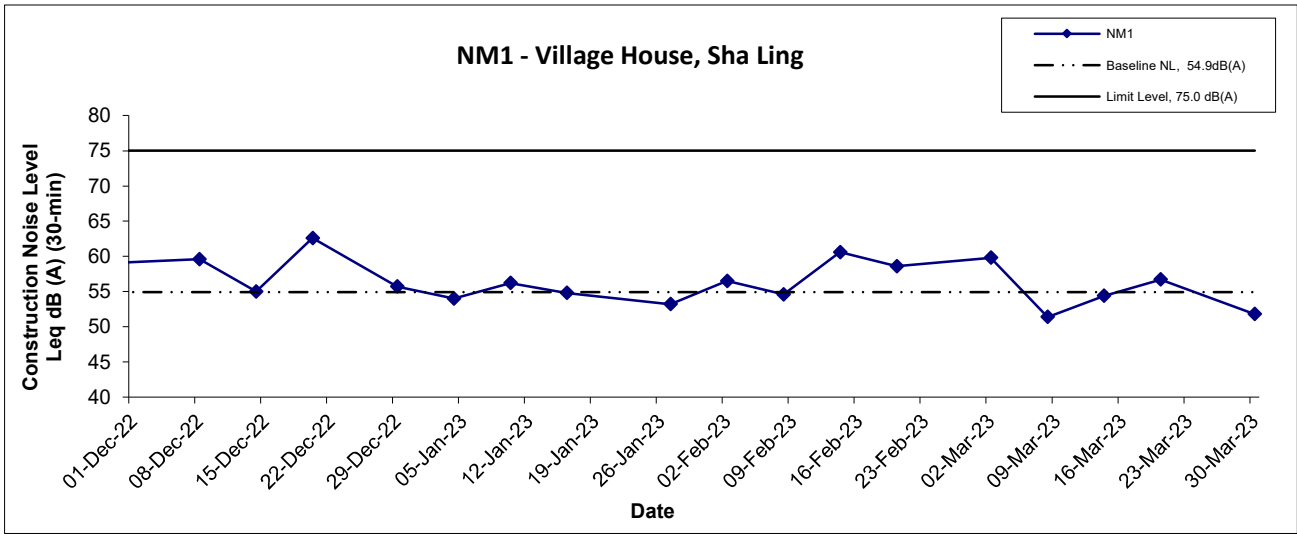
1-hr TSP Concentration Levels



Title Service Contract No. NDO 07/2019 Environmental Team for Site Formation and Infrastructure Works for Police Facilities in Kong Nga Po Graphical Presentation of 1-hour TSP Monitoring Results	Scale N.T.S	Project No. WMA20001	 consulting . testing . research
	Date Mar 23	Appendix B	

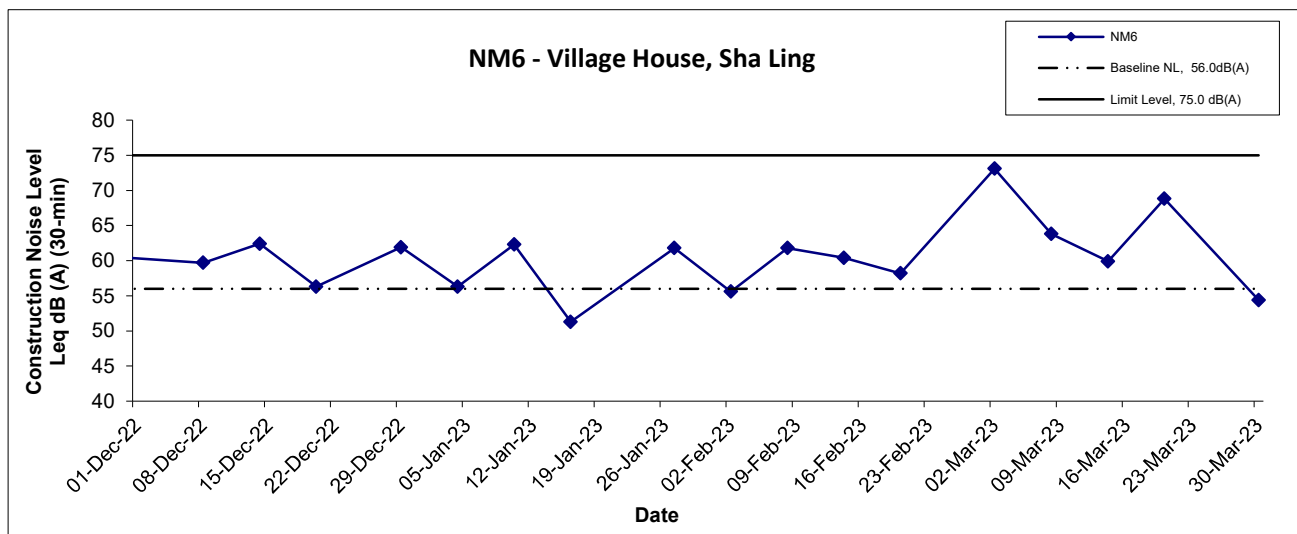
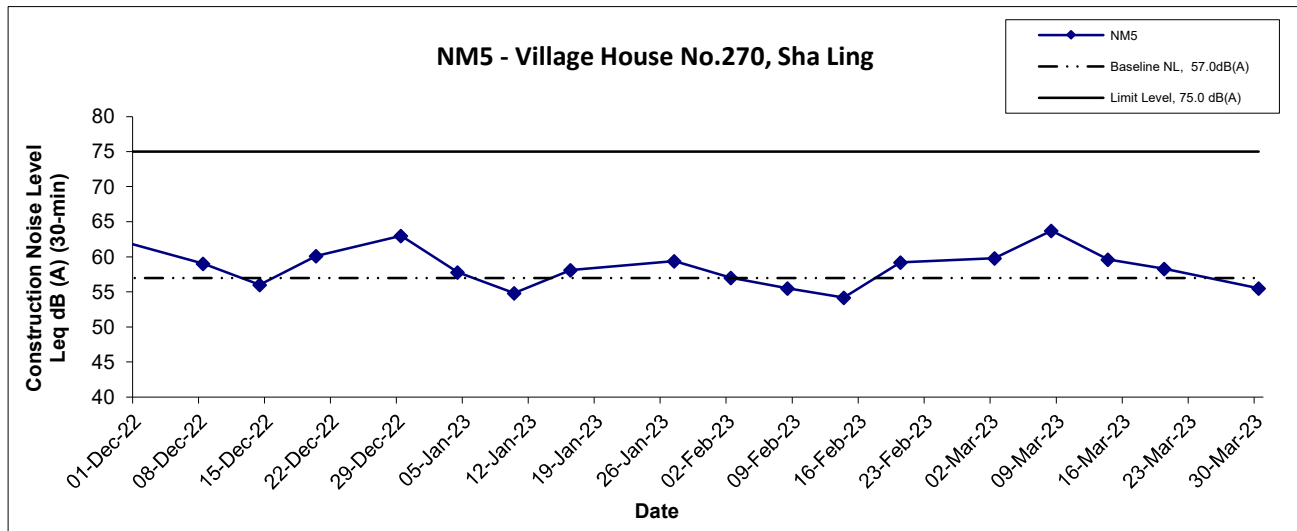
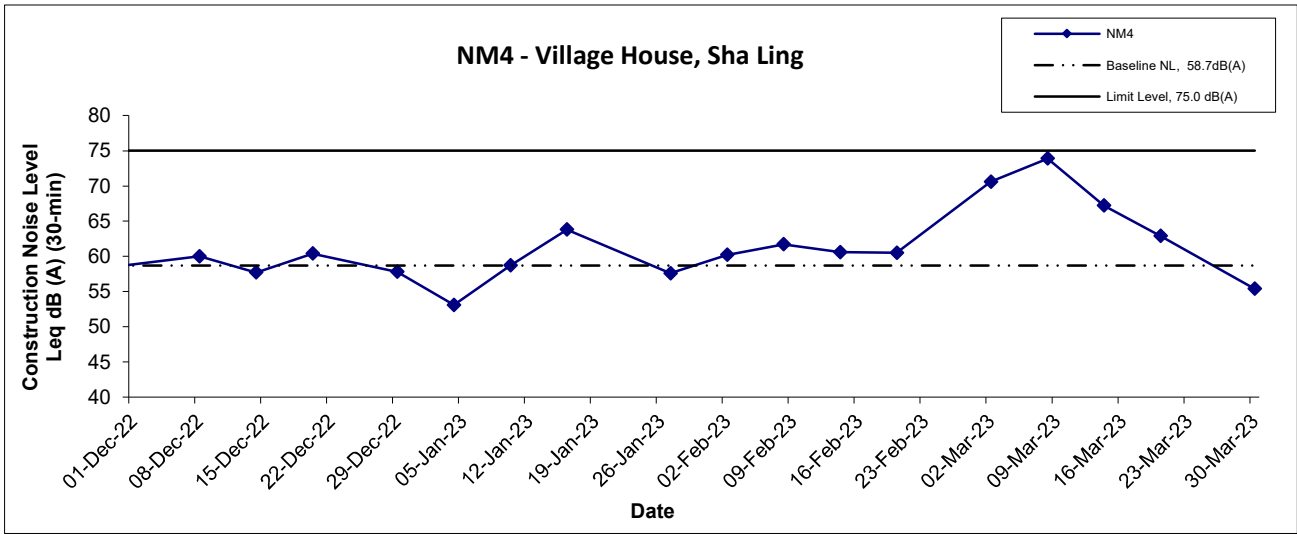
**APPENDIX C
NOISE MONITORING GRAPHICAL
PRESENTATION**

Noise Levels



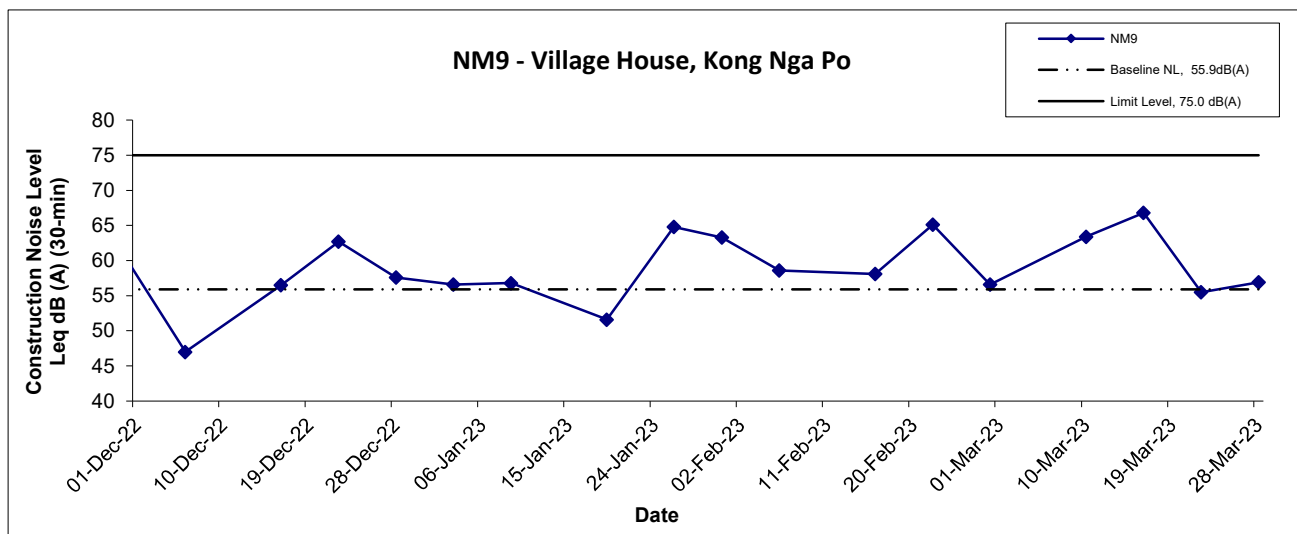
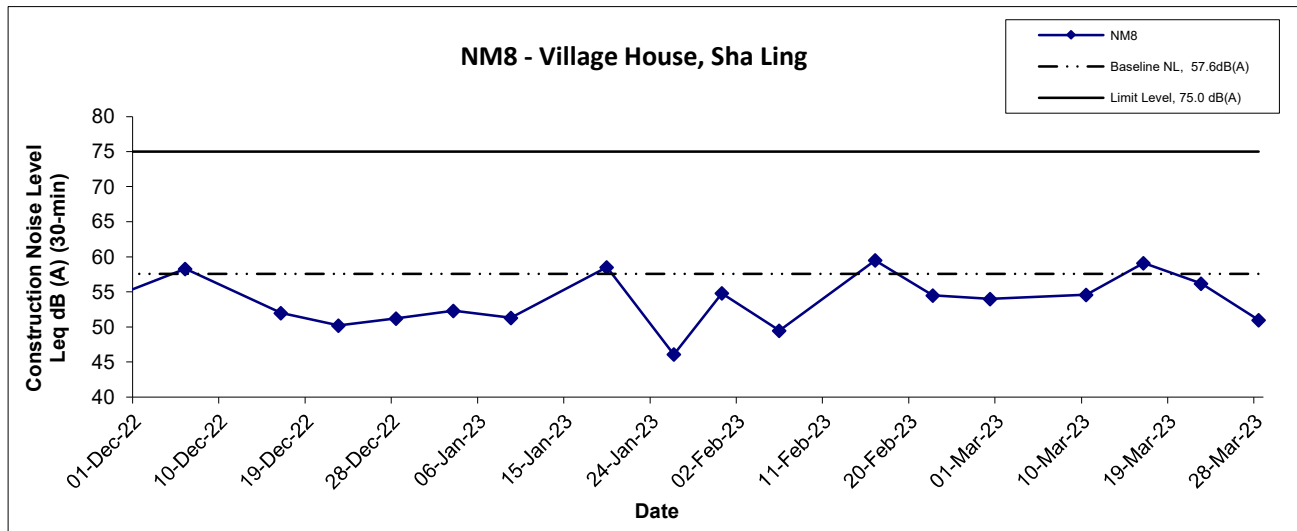
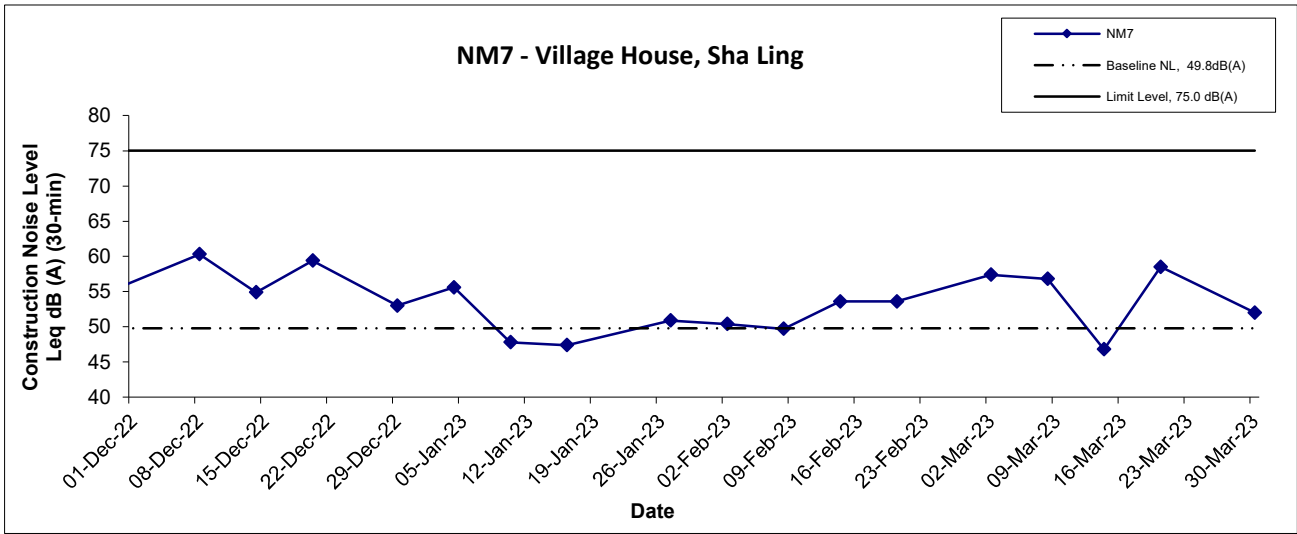
Title Service Contract No. NDO 07/2019 Environmental Team for Site Formation and Infrastructure Works for Police Facilities in Kong Nga Po Graphical Presentation of Construction Noise Monitoring Results	Scale N.T.S	Project No. WMA20001	consulting . testing . research
	Date Mar 23	Appendix C	

Noise Levels



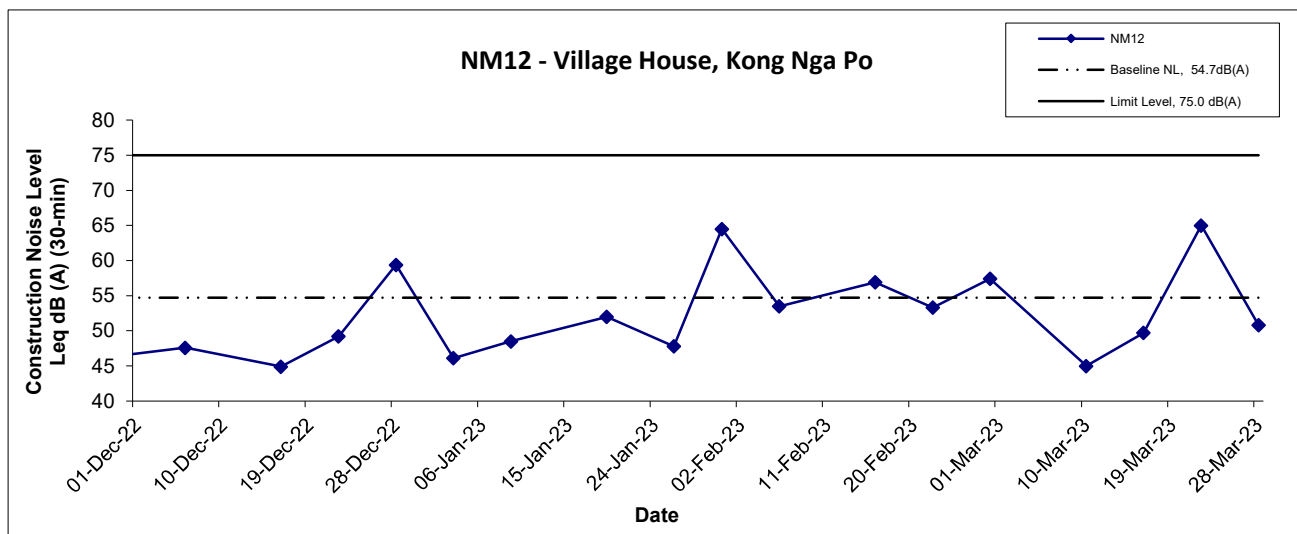
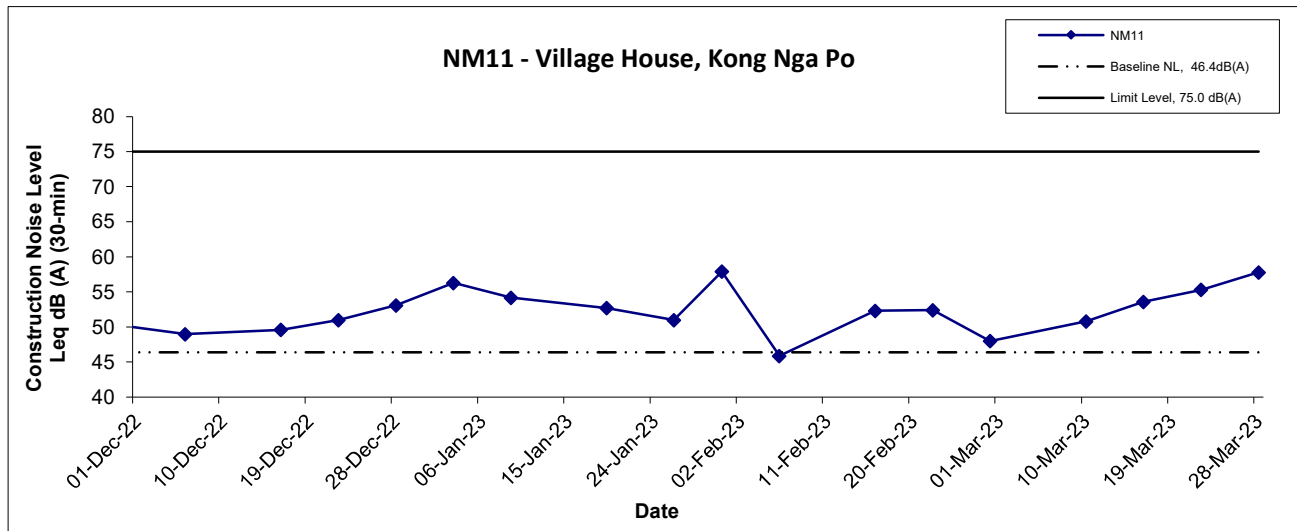
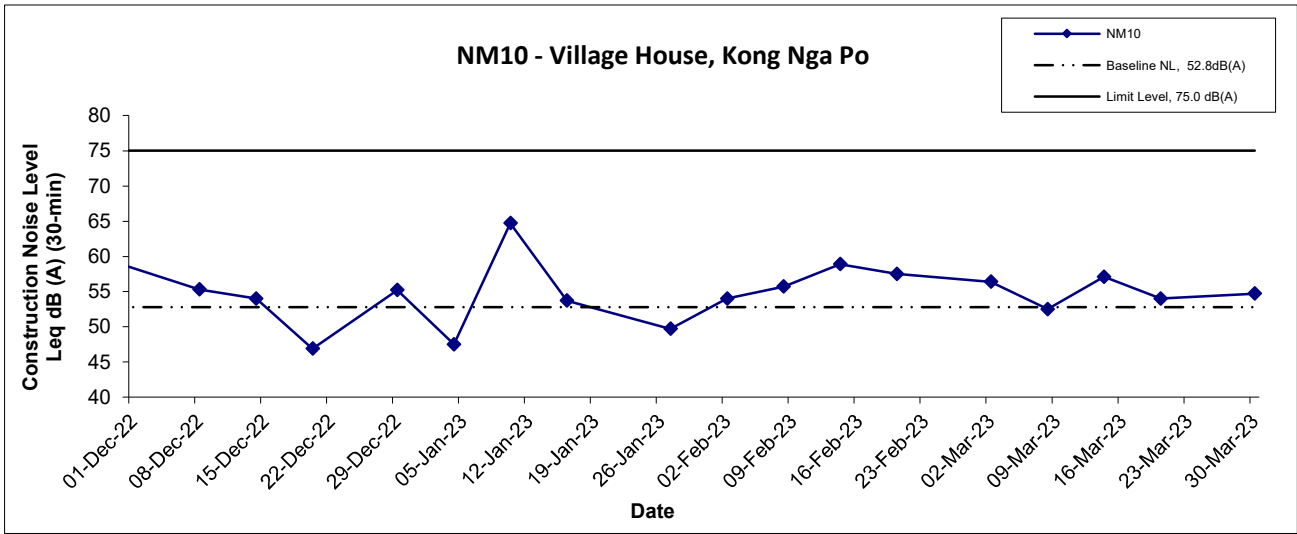
Title Service Contract No. NDO 07/2019 Environmental Team for Site Formation and Infrastructure Works for Police Facilities in Kong Nga Po Graphical Presentation of Construction Noise Monitoring Results	Scale N.T.S	Project No. WMA20001	匯力 consulting . testing . research
	Date Mar 23	Appendix C	

Noise Levels



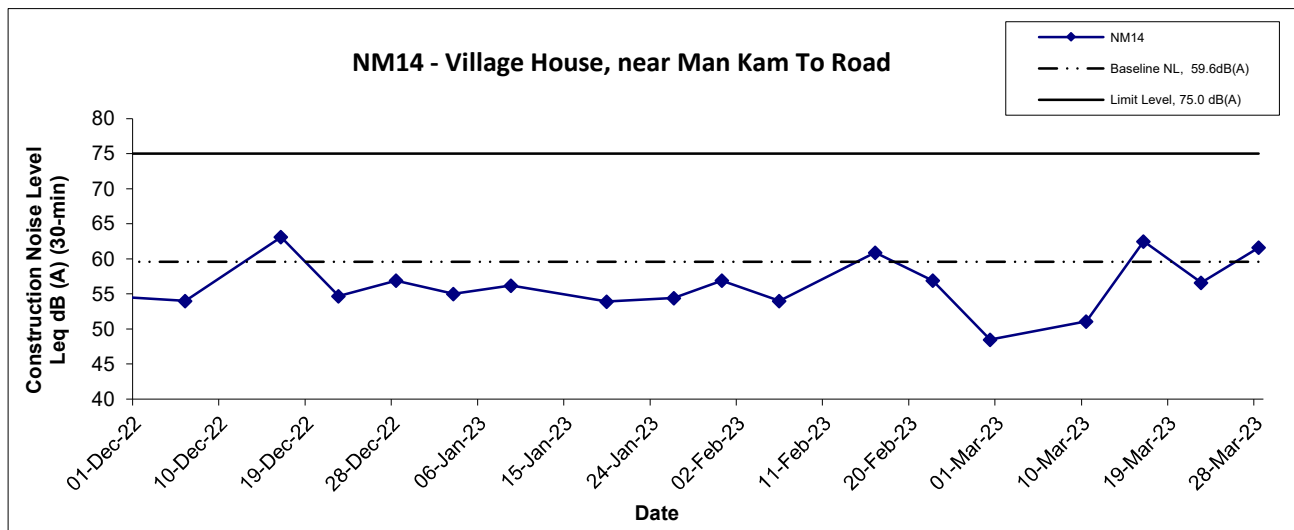
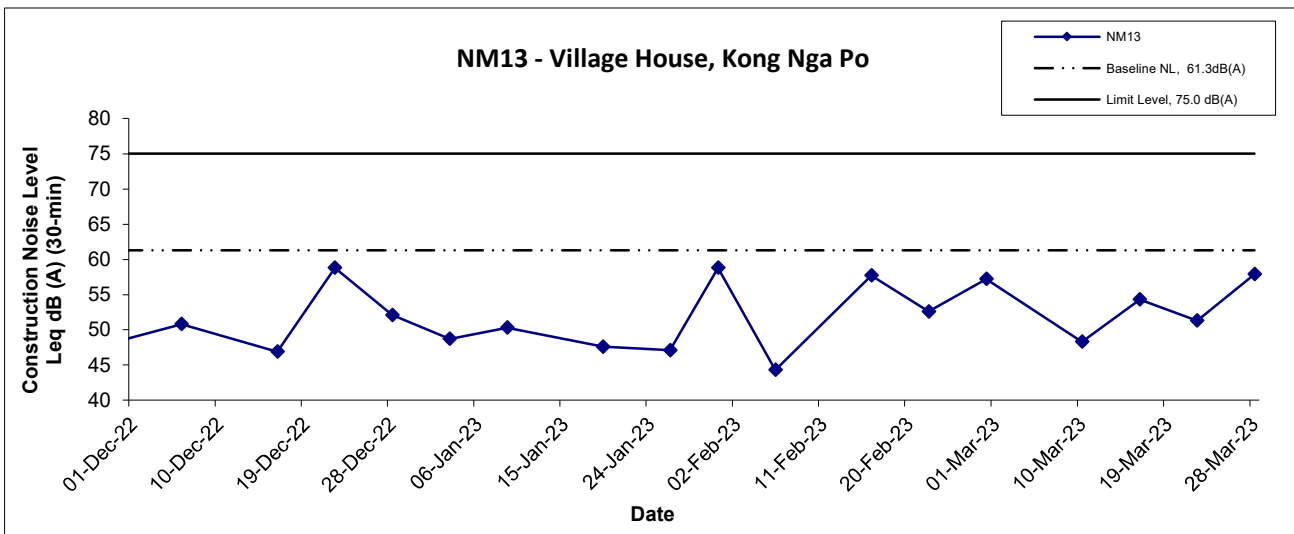
Title Service Contract No. NDO 07/2019 Environmental Team for Site Formation and Infrastructure Works for Police Facilities in Kong Nga Po Graphical Presentation of Construction Noise Monitoring Results	Scale N.T.S	Project No. WMA20001	匯力 consulting . testing . research
	Date Mar 23	Appendix C	

Noise Levels



Title Service Contract No. NDO 07/2019 Environmental Team for Site Formation and Infrastructure Works for Police Facilities in Kong Nga Po Graphical Presentation of Construction Noise Monitoring Results	Scale N.T.S	Project No. WMA20001	consulting . testing . research
	Date Mar 23	Appendix C	

Noise Levels



Title Service Contract No. NDO 07/2019 Environmental Team for Site Formation and Infrastructure Works for Police Facilities in Kong Nga Po Graphical Presentation of Construction Noise Monitoring Results	Scale	N.T.S	Project No.	WMA20001
	Date	Mar 23	Appendix	C



APPENDIX D
EVENT ACTION PLANS

Appendix D:**Table D-1: Event / Action Plan for Air Quality**

EVENT	ACTION			
	ET	IEC	ER	CONTRACTOR
ACTION LEVEL				
1. Exceedance for one sample	1. Identify source, investigate the causes of exceedance and propose remedial measures; 2. Inform IEC,ER and Contractor; 3. Repeat measurement to confirm finding; and 4. Increase monitoring frequency to daily.	1. Check monitoring data submitted by ET; 2. Check Contractor's working method.	1. Notify Contractor.	1. Rectify any unacceptable practice: 2. Amend working methods if appropriate.
2. Exceedance for two or more consecutive samples	1. Identify source; 2. Inform IEC, ER and Contractor; 3. Advise the WKCDA on the effectiveness of the proposed remedial measure; 4. Repeat measurements to confirm findings; 5. Increase monitoring frequency to daily; 6. Discuss with IEC and Contractor on remedial actions required;	1. Check monitoring data submitted by ET; 2. Check Contractor's working method; 3. Discuss with ET and Contractor on possible remedial measures; 4. Advise the ET on the effectiveness of the proposed remedial measures; and	1. Confirm receipt of notification of failure in writing; 2. Notify Contractor; and 3. Ensure remedial measures properly implemented.	1. Submit proposals for remedial to ER within 3 working days of notification; 2. Implement the agreed proposals; and 3. Amend proposal if appropriate.

EVENT	ACTION			
	ET	IEC	ER	CONTRACTOR
	7. If exceedance continues, arrange meeting with IEC and ER; and 8. If exceedance stops, cease additional monitoring.	5. Monitor Implementation of remedial measures.		
LIMIT LEVEL				
1.Exceedance for one sample	1. Identify source, investigate the causes of exceedance and propose remedial measures; 2. Inform ER, Contractor and EPD; 3. Repeat measurement to confirm finding; 4. Increase monitoring frequency to daily; and 5. Assess effectiveness of Contractor's remedial actions and keep IEC, EPD and the ER informed of the results.	1. Check monitoring data submitted by ET; 2. Check Contractor's working method; 3. Discuss with ET and Contractor on possible remedial measures; 4. Advise the ER on the effectiveness of the proposed remedial measures; and 5. Monitor the implementation of remedial measures.	1. Confirm receipt of notification of failure in writing; 2. Notify Contractor; and 3. Ensure remedial measures properly implemented.	1. Take immediate action to avoid further exceedance; 2. Submit proposals for remedial actions to IEC within 3 working days of notification; 3. Implement the agreed proposals; and 4. Amend proposal if appropriate.
2.Exceedance for two or more consecutive samples	1. Notify IEC, the ER, Contractor and EPD; 2. Identify source; 3. Repeat measurement to confirm findings; 4. Increase monitoring frequency to daily;	1. Check monitoring data submitted by ET; 2. Check Contractor's working method; 3. Discuss amongst ER, ET, and Contractor on	1. Confirm receipt of notification of failure in writing; 2. Notify Contractor; 3. In consultation with IEC, agree with the Contractor	1. Take immediate action to avoid further exceedance; 2. Submit proposals for remedial actions to IEC within 3

EVENT	ACTION			
	ET	IEC	ER	CONTRACTOR
	5. Carry out analysis of Contractor’s working procedures to determine possible mitigation to be implemented; 6. Arrange meeting with IEC, and ER to discuss the remedial actions to be taken; 7. Assess effectiveness of Contractor’s remedial actions and keep IEC, EPD and ER informed of the results; and 8. If exceedance stops, cease additional monitoring.	the potential remedial actions; 4. Review Contractor’s remedial actions whenever necessary to assure their effectiveness and advise the ER accordingly; and 5. Monitor implementation of remedial measures.	on the remedial measures to be implemented; 4. Ensure remedial measures properly implemented; and 5. If exceedance continues, consider what portion of the work is responsible and instruct the Contractor to stop that portion of work until the exceedances is abated.	working days of notification; 3. Implement the agreed proposals; 4. Resubmit proposals if problem still not under control; and 5. Stop the relevant portion of works as determined by the ER until the exceedance is abated.

Abbreviations: ET – Environmental Team, IEC – Independent Environmental Checker, ER – Engineer’s Representative

Table D-2: Event / Action Plan for Construction Noise

EVENT	ACTION			
	ET	IEC	ER	CONTRACTOR
Action Level	<ol style="list-style-type: none"> 1. Notify ER, IEC and Contractor; 2. Carry out investigation; 3. Report the results of investigation to the IEC, ER and Contractor; 4. Discuss with the IEC and Contractor on remedial measures required; and 5. Increase monitoring frequency to check mitigation effectiveness. 	<ol style="list-style-type: none"> 1. Review the monitoring data submitted by the ET; 2. Review the proposed remedial measures by the Contractor and advise ER; and 3. Advise the ER on the effectiveness of the proposed remedial measures. 	<ol style="list-style-type: none"> 1. Confirm receipt of notification of failure in writing; 2. Notify Contractor; 3. In consolidation with the IEC, agree with the Contractor on the remedial measure to be implemented; and 4. Supervise the implementation of remedial measure. 	<ol style="list-style-type: none"> 1. Submit noise mitigation proposals to IEC and ER; and 2. Implement noise mitigation proposals.
Limit Level	<ol style="list-style-type: none"> 1. Inform IEC, ER and Contractor and EPD; 2. Repeat measurements to confirm findings; 3. Increase the monitoring frequency; 4. Identify source and investigate the cause of exceedance; 5. Carry out analysis of Contractor's working procedures; 6. Discuss with the IEC, Contractor and ER on 	<ol style="list-style-type: none"> 1. Discuss amongst the ER, ET, and Contractor on the potential remedial actions; and 2. Review Contractor's remedial actions whenever necessary to assure their effectiveness and advise the ER accordingly; 	<ol style="list-style-type: none"> 1. Confirm receipt of notification of failure in writing; 2. Notify the Contractor; 3. In consolidation with the IEC, agree with the Contractor on the remedial measures to be implemented; 4. Supervise the implementation of remedial measures; and 5. If exceedance continues, consider 	<ol style="list-style-type: none"> 1. Take immediate action to avoid further exceedance; 2. Submit proposals for remedial actions to the IEC and ER within 3 working days of notification; 3. Implement the agreed proposals; 4. Submit further proposal if problem still not under control; and 5. Stop the relevant portion of works as

EVENT	ACTION			
	ET	IEC	ER	CONTRACTOR
	remedial measure required; 7. Assess effectiveness of Contractor's remedial actions and keep IEC, EPD and ER informed of the results; and 8. If exceedance stops, cease additional monitoring.		stopping the Contractor to continue working in that portion of work which causes the exceedance until the exceedance is abated.	determined by the ER until the exceedance is abated.

Abbreviations: ET – Environmental Team, IEC – Independent Environmental Checker, ER – Engineer's Representative

Table D-3: Event / Action Plan for Landscape and Visual Mitigation Measures

EVENT	ACTION			
	ET	IEC	ER	CONTRACTOR
Non-conformity on one occasion	Identify source. Inform IEC and ER. Discuss remedial actions with IEC, ER and Contractor. Monitor remedial actions until rectification has been completed.	Check report. Check Contractor's working method. Discuss with ET and Contractor on possible remedial measures. Advise ER on effectiveness of proposed remedial measures. Check implementation of remedial measures.	Notify Contractor. Ensure remedial measures are properly implemented	Amend working methods to prevent recurrence of nonconformity. Rectify damage and undertake additional action necessary.
Repeated Nonconformity	Identify source. Inform IEC and ER. Increase monitoring frequency. Discuss remedial actions with IEC, ER and Contractor. Monitor remedial actions until rectification has been completed. If non-conformity stops, cease additional monitoring.	Check monitoring report. Check Contractor's working method. Discuss with ET and Contractor on possible remedial measures. Advise ER on effectiveness of proposed remedial measures. Supervise implementation of remedial measures.	Notify Contractor. Ensure remedial measures are properly implemented.	Amend working methods to prevent recurrence of nonconformity. Rectify damage and undertake additional action necessary.

Abbreviations: ET – Environmental Team, IEC – Independent Environmental Checker, ER – Engineer's Representative

APPENDIX E
SUMMARY OF EXCEEDANCE

Appendix E: Exceedance Report**(A) Exceedance Report for Air Quality**

Reporting Quarter: January to March 2023

Environmental Monitoring	Parameter	No. of non-project related Exceedance		No. of Exceedance related to the Construction Activities of this Contract		Cumulative No. of Exceedance recorded
		Action Level	Limit Level	Action Level	Limit Level	
Air Quality	1-hr TSP	0	0	0	0	0

(B) Exceedance Report for Construction Noise

Environmental Monitoring	Parameter	No. of non-project related Exceedance		No. of Exceedance related to the Construction Activities of this Contract		Cumulative No. of Exceedance recorded
		Action Level	Limit Level	Action Level	Limit Level	
Noise	$L_{eq(30 \text{ min.})}$ dB(A)	0	0	1	0	7

**APPENDIX F
ENVIRONMENTAL MITIGATION
IMPLEMENTATION SCHEDULE (EMIS)**

Appendix F – Implementation Schedule and Recommended Mitigation Measures

EIA Ref.	EM&A Log Ref	Recommended Mitigation Measures (What Measures)	Objectives of the recommended Measures & Main Concerns to address (What Requirements)	Who to implement the measures? (Who)	Location of the measures (Where)	When to Implement the measures? (When)	Implementation Status
<i>Air Quality Impact – Construction Phase</i>							
3.91	2.2	<p>Dust Control Measures</p> <p>To achieve compliance with the FSP, RSP and TSP criteria during the construction phase, good practices for dust control should be implemented to reduce dust impacts. The dust control measures are detailed as follows:</p> <ul style="list-style-type: none"> • Use of regular water spraying (once every 1.25 hours or 8 times per day) to reduce dust emissions from heavy construction activities (including ground excavation, earth moving, etc.) at all active works area exposed site surfaces and unpaved roads, particularly during dry weather. • Covering 80% of stockpiling area by impervious sheets and spraying all dusty material with water immediately prior to any loading transfer operations to keep the dusty materials wet during material handing at the stockpile areas. <p>Relevant dust control practices as stipulated in the Air Pollution Control (Construction Dust) Regulation should be adopted:</p> <p>Good Site Management</p> <ul style="list-style-type: none"> • Good site management is important to help reduce potential air quality impact down to an acceptable level. 	Construction Dust	Contractor	Project construction site / Duration of the construction phase / Prior to commencement of operation	Construction phase	<p style="text-align: center;">^</p> <p style="text-align: center;">*</p> <p style="text-align: center;">^</p>

Appendix F – Implementation Schedule and Recommended Mitigation Measures

EIA Ref.	EM&A Log Ref	Recommended Mitigation Measures (What Measures)	Objectives of the recommended Measures & Main Concerns to address (What Requirements)	Who to implement the measures? (Who)	Location of the measures (Where)	When to Implement the measures? (When)	Implementation Status
		<p>As a general guide, the Contractor should maintain high standards of housekeeping to prevent emissions of fugitive dust. Loading, unloading, handling and storage of raw materials, wastes or byproducts should be carried out in a manner so as to minimise the release of visible dust emission. Any piles of materials accumulated on or around the work areas should be cleaned up regularly. Cleaning, repair and maintenance of all plant facilities within the work areas should be carried out in a manner minimising generation of fugitive dust emissions. The material should be handled properly to prevent fugitive dust emission before cleaning.</p>					
		<p>Disturbed Parts of the Roads</p> <ul style="list-style-type: none"> • Main temporary access points should be paved with concrete, bituminous hardcore materials or metal plates and be kept clear of dusty materials; or • Unpaved parts of the road should be sprayed with water or a dust suppression chemical so as to keep the entire road wet. 					^
		<p>Exposed Earth</p> <ul style="list-style-type: none"> • Exposed earth should be properly treated by compaction, hydroseeding, vegetation planting or seeding with latex, 					^

Appendix F – Implementation Schedule and Recommended Mitigation Measures

EIA Ref.	EM&A Log Ref	Recommended Mitigation Measures (What Measures)	Objectives of the recommended Measures & Main Concerns to address (What Requirements)	Who to implement the measures? (Who)	Location of the measures (Where)	When to Implement the measures? (When)	Implementation Status
		vinyl, bitumen within six months after the last construction activity on the site or part of the site where the exposed earth lies.					
		<p>Loading, Unloading or Transfer of Dusty Materials</p> <ul style="list-style-type: none"> All dusty materials should be sprayed with water immediately prior to any loading or transfer operation so as to keep the dusty material wet. 					^
		<p>Debris Handling</p> <ul style="list-style-type: none"> Any debris should be covered entirely by impervious sheeting or stored in a debris collection area sheltered on the top and the three sides. Before debris is dumped into a chute, water should be sprayed onto the debris so that it remains wet when it is dumped. 					^
		<p>Transport of Dusty Materials</p> <ul style="list-style-type: none"> Vehicles used for transporting dusty materials/spoils should be covered with tarpaulin or similar material. The cover should extend over the edges of the sides and tailboards. 					^
		<p>Wheel Washing</p> <ul style="list-style-type: none"> Vehicle wheel washing facilities should be provided at each construction site exit. Immediately before leaving the 					*

Appendix F – Implementation Schedule and Recommended Mitigation Measures

EIA Ref.	EM&A Log Ref	Recommended Mitigation Measures (What Measures)	Objectives of the recommended Measures & Main Concerns to address (What Requirements)	Who to implement the measures? (Who)	Location of the measures (Where)	When to Implement the measures? (When)	Implementation Status
		<p>construction site, every vehicle should be washed to remove any dusty materials from its body and wheels.</p> <p>Use of Vehicles</p> <ul style="list-style-type: none"> The speed of the trucks within the site should be controlled to about 10 km/hour in order to reduce adverse dust impacts and secure the safe movement around the site Immediately before leaving the construction site, every vehicle should be washed to remove any dusty materials from its body and wheels. Where a vehicle leaving the construction site is carrying a load of dusty materials, the load should be covered entirely by clean impervious sheeting to ensure that the dusty materials do not leak from the vehicle. <p>Site hoarding</p> <ul style="list-style-type: none"> Where a site boundary adjoins a road, street, service lane or other area accessible to the public, hoarding of not less than 2.4m high from ground level should be provided along the entire length of that portion of the site boundary except for a site entrance or exit. 					<p>^</p> <p>^</p> <p>^</p> <p>^</p>

Appendix F – Implementation Schedule and Recommended Mitigation Measures

EIA Ref.	EM&A Log Ref	Recommended Mitigation Measures (What Measures)	Objectives of the recommended Measures & Main Concerns to address (What Requirements)	Who to implement the measures? (Who)	Location of the measures (Where)	When to Implement the measures? (When)	Implementation Status
<i>Noise Impact – Construction Phase</i>							
4.4.6	3.2	<p>Good Site Practice</p> <p>Good site practice and noise management can significantly reduce the impact of construction site activities on nearby NSRs. The following package of measures should be followed during each phase of construction:</p> <ul style="list-style-type: none"> • Only well-maintained plant to be operated onsite and plant should be serviced regularly during the construction works; • Machines and plant that may be in intermittent use to be shut down between work periods or should be throttled down to a minimum; • Plant known to emit noise strongly in one direction, should, where possible, be orientated to direct noise away from the NSRs; • Mobile plant should be sited as far away from NSRs as possible; and • Material stockpiles and other structures to be effectively utilised, where practicable, to screen noise from on-site construction activities. 	Maintain good site practice to minimise / avoid construction noise impact	Contractor	Within the Project site / During construction phase / Prior to commencement of operation.	Construction Phase	^ ^ ^ ^
4.4.6	3.2	<p>Adoption of QPME</p> <ul style="list-style-type: none"> • QPME should be adopted as far as applicable. 	Minimise/ avoid construction noise	Contractor	Within the	Construction Phase	^

Appendix F – Implementation Schedule and Recommended Mitigation Measures

EIA Ref.	EM&A Log Ref	Recommended Mitigation Measures (What Measures)	Objectives of the recommended Measures & Main Concerns to address (What Requirements)	Who to implement the measures? (Who)	Location of the measures (Where)	When to Implement the measures? (When)	Implementation Status
4.4.6	3.2	Use of Movable Barriers <ul style="list-style-type: none"> Movable noise barriers should be placed along the active works area and mobile plants to block the direct line of sight between PME and the NSRs. 	impacts to the surrounding NSRs		Project site / During construction phase / Prior to commencement of operation.		^
4.4.6	Use of Noise Enclosure/ Acoustic Shed <ul style="list-style-type: none"> Noise enclosure or acoustic shed should be used to cover stationary PME such as air compressor and generator. 	N/A					
4.4.6	Use of Noise Insulating Fabric <ul style="list-style-type: none"> Noise insulating fabric can also be adopted for certain PME (e.g. pilling machine etc.). 	^					
Water Quality Impact – Construction Phase							
5.6.1.1	4.2	General Construction Activities The following measures should be implemented: <ul style="list-style-type: none"> Construction waste, debris and refuse generated on-site should be stored or contained appropriately to prevent them entering nearby watercourses or blocking stormwater drains. Regular off-site removal of these materials should be maintained to minimise the volume of waste present on the construction site at any one time. Stockpiles of construction materials such as cement and 	Maintain good site practices to avoid pollution of water courses	Contractor	Within the Project site / During construction phase	Construction Phase	^ ^ ^

Appendix F – Implementation Schedule and Recommended Mitigation Measures

EIA Ref.	EM&A Log Ref	Recommended Mitigation Measures (What Measures)	Objectives of the recommended Measures & Main Concerns to address (What Requirements)	Who to implement the measures? (Who)	Location of the measures (Where)	When to Implement the measures? (When)	Implementation Status
		excavated material should be covered when not in use to reduce the potential for water pollution.					
5.6.1.2	4.2	<p>Construction Site Runoff</p> <p>The site practices outlined in ProPECC Note PN 1/94 should be followed as far as practicable in order to minimise surface runoff and the chance of erosion. The following measures are recommended:</p> <ul style="list-style-type: none"> • Temporary site drainage facilities are to be designed and implemented by the Contractor prior to commencement of construction to convey surface runoff to storm drains applying adequately designed silt/ sand removal traps and sediment basins. • Perimeter cut-off drains shall be installed in advance of any earthworks and site formation work to convey site runoff from the works areas to the silt removal facilities. • Runoff into the excavation areas during rainstorm events shall be minimised as far as practicable. Any wastewater pumped out of the excavation areas shall be treated to remove suspended solids prior to discharge. • Maintenance and inspection of the drainage system and sediment removal facilities should be carried out regularly to remove any sediment and blockages, especially when 	Minimise / control construction site runoff to avoid pollution of water courses	Contractor	Within the Project site / During construction phase	Construction Phase	* * ^ *

Appendix F – Implementation Schedule and Recommended Mitigation Measures

EIA Ref.	EM&A Log Ref	Recommended Mitigation Measures (What Measures)	Objectives of the recommended Measures & Main Concerns to address (What Requirements)	Who to implement the measures? (Who)	Location of the measures (Where)	When to Implement the measures? (When)	Implementation Status
		<p>rainstorms are forecast.</p> <ul style="list-style-type: none"> • Final surface levels should be compacted and final surface protections installed to prevent erosion caused by rainstorms. • Open stockpiles of material should be covered on site with waterproof layers such as tarpaulin to reduce the potential for sediment laden runoff entering the drainage system. • The wheels of all vehicles and plant should be cleaned before leaving the works areas to remove sediment, soil and debris from the tracks. The washwater should be treated to remove any suspended sediment. • Surface water from concrete batching areas and the rest of the site should be separated as far as possible. Wastewater from any concrete batching plant (if required) shall be treated to the required standards including pH adjustment and settlement of suspended sediments before discharging to stormwater drains • Manholes (including those constructed as part of the Project) should be adequately covered and temporarily sealed at all times to prevent silt, construction materials or debris from entering the drainage system, and to prevent 					<p style="text-align: center;">^</p> <p style="text-align: center;">*</p> <p style="text-align: center;">*</p> <p style="text-align: center;">^</p> <p style="text-align: center;">^</p>

Appendix F – Implementation Schedule and Recommended Mitigation Measures

EIA Ref.	EM&A Log Ref	Recommended Mitigation Measures (What Measures)	Objectives of the recommended Measures & Main Concerns to address (What Requirements)	Who to implement the measures? (Who)	Location of the measures (Where)	When to Implement the measures? (When)	Implementation Status
		<p>storm runoff from entering foul sewers. The discharge of surface runoff into foul sewers should be prevented so as not to overload the sewerage system.</p> <p>Discharges should be collected by the temporary drainage system installed by the Contractor and treated on-site to remove sediment prior to discharge to the off-site drainage areas. The Contractor is required to obtain a discharge licence from EPD under the WPCO for all discharges from site with all discharges meeting the water quality requirements of the Technical Memorandum on Standards for Effluents Discharged into Drainage and Sewerage Systems, Inland and Coastal Waters (TM-DSS).</p>					^
5.6.1.3	4.2	<p>Accidental Spillage of Chemicals</p> <p>In accordance with the Waste Disposal (Chemical Waste) (General) Regulation (Cap 354C), the following measures should be implemented:</p> <ul style="list-style-type: none"> The labelling and storage of chemicals should be in accordance with the Code of Practice on the Packaging, Labelling and Storage of Chemical Wastes and maintained at all times by the Contractor. Oils and fuels should only be stored in designated areas which have appropriate pollution prevention control 	Prevent accidental discharge of chemicals into the surrounding environment	Contractor	Within the Project site / During construction phase	Construction phase	^ *

Appendix F – Implementation Schedule and Recommended Mitigation Measures

EIA Ref.	EM&A Log Ref	Recommended Mitigation Measures (What Measures)	Objectives of the recommended Measures & Main Concerns to address (What Requirements)	Who to implement the measures? (Who)	Location of the measures (Where)	When to Implement the measures? (When)	Implementation Status
		<p>facilities such as oil and grease traps.</p> <ul style="list-style-type: none"> The maintenance of vehicles should only be undertaken in areas of the site served by appropriate pollution prevention control facilities. To prevent the spillage of fuels and solvents to nearby stormwater drains, all fuel tanks and storage areas should be locked and sited on sealed areas of the site, within bunded areas with a capacity equal to 110% of the storage capacity of the largest container. The bund should be kept free of surface water at all times and after each rainfall event. 					<p>^</p> <p>^</p>
5.6.1.4	4.2	<p>Sewage from Construction Workforce</p> <p>Portable toilets should be available throughout the construction phase and regularly maintained, collected and disposed by a licensed waste collector to a public sewage treatment works for suitable treatment.</p>	Prevent discharge of sewage into the surrounding environment	Contractor	Within the Project site / During construction phase	construction phase	^
5.6.1.5	4.2	<p>Construction Works in Close Proximity to Inland Watercourses</p> <p>Mitigation measures such as such as temporary diversions of existing drainage culverts/ watercourses before construction commences and during construction should be implemented, in addition to those listed in ProPECC Note PN1/94 <i>Construction</i></p>	Minimise/ control construction site discharges to avoid pollution of nearby watercourses	Contractor	Within the Project site / During construction phase	construction phase	

Appendix F – Implementation Schedule and Recommended Mitigation Measures

EIA Ref.	EM&A Log Ref	Recommended Mitigation Measures (What Measures)	Objectives of the recommended Measures & Main Concerns to address (What Requirements)	Who to implement the measures? (Who)	Location of the measures (Where)	When to Implement the measures? (When)	Implementation Status
		<p><i>Site Drainage and ETWB TC (Works) No. 5/2005 Protection of Natural Streams/ivers from Adverse Impacts Arising from Construction Works.</i> Measures include the following:</p> <ul style="list-style-type: none"> • Stockpiling of construction materials and spoil, should be properly covered and located away from any natural stream/river. • Construction works close to the inland waters should be carried out in dry season as far as practicable where the flow in the surface channel or stream is low. • Removal of existing vegetation alongside the riverbanks should be avoided or minimised. When disturbance to vegetation is unavoidable, all disturbed areas should be hydroseeded or planted with suitable vegetation to blend in with the natural environment upon completion of works. 					<p>N/A</p> <p>N/A</p> <p>N/A</p>
Waste Management Implications – Construction Phase							
7.5.1.1	6.2	<p>Good Site Practice</p> <p>Recommendations for good site practices during the construction activities include:</p> <ul style="list-style-type: none"> • Nomination of an approved person, such as a site manager, to be responsible for good site practices, arrangements for collection and effective disposal to an 	Implement good site practices to minimize waste generation	Contractor	Project construction site / Throughout construction stage / Until completion of all construction	Construction phase	*

Appendix F – Implementation Schedule and Recommended Mitigation Measures

EIA Ref.	EM&A Log Ref	Recommended Mitigation Measures (What Measures)	Objectives of the recommended Measures & Main Concerns to address (What Requirements)	Who to implement the measures? (Who)	Location of the measures (Where)	When to Implement the measures? (When)	Implementation Status
		<p>appropriate facility, of all wastes generated at the site</p> <ul style="list-style-type: none"> • Training of site personnel in proper waste management and chemical handling procedures • Provision of sufficient waste disposal points and regular collection of waste • Appropriate measures to minimise windblown litter and dust/odour during transportation of waste by either covering trucks or by transporting wastes in enclosed containers • Stockpiles of C&D materials should be kept covered by impervious sheets to avoid windblown dust • All dusty materials including C&D materials should be sprayed with water immediately prior to any loading transfer operation so as to keep the dusty material wet during material handling at the stockpile areas • Provision of wheel washing facilities before the trucks leaving the works area so as to minimise dust introduction to public roads • Well planned delivery programme for off-site disposal such that adverse environmental impact from transporting the inert or non-inert C&D materials is not anticipated 			activities		<p style="text-align: center;">*</p> <p style="text-align: center;">*</p> <p style="text-align: center;">^</p> <p style="text-align: center;">^</p> <p style="text-align: center;">^</p> <p style="text-align: center;">*</p> <p style="text-align: center;">^</p>
7.5.1.2	6.2	Waste Reduction Measures	Implement good	Contractor	Project	Construction phase	

Appendix F – Implementation Schedule and Recommended Mitigation Measures

EIA Ref.	EM&A Log Ref	Recommended Mitigation Measures (What Measures)	Objectives of the recommended Measures & Main Concerns to address (What Requirements)	Who to implement the measures? (Who)	Location of the measures (Where)	When to Implement the measures? (When)	Implementation Status
		<p>Good management and control can prevent the generation of a significant amount of waste. Waste reduction is best achieved at the planning and design stage, as well as by ensuring the implementation of good site practices. Recommendations to achieve waste reduction include:</p> <ul style="list-style-type: none"> • Sort non-inert C&D materials to recover any recyclable portions • Segregation and storage of different types of waste in different containers or skips or stockpiles to enhance reuse or recycling of materials and their proper disposal • Encourage collection of recyclable waste such as waste paper and aluminum cans by providing separate labelled bins to enable such waste to be segregated from other general refuse generated by the work force • Proper site practices to minimize the potential for damage or contamination of inert C&D materials • Plan the use of construction materials carefully to minimise amount of waste generated and avoid unnecessary generation of waste 	management and control to minimize waste generation		construction site / Throughout construction stage / Until completion of all construction activities		^ ^ ^ ^ ^
7.5.1.3	6.2	<p>Inert and Non-inert C&D Materials</p> <p>In order to minimise impacts resulting from collection and transportation of inert C&D materials for off-site disposal, the</p>	Minimise impacts resulting from collection and transportation of inert C&D	Contractor	Project construction site / Throughout	Construction phase	^

Appendix F – Implementation Schedule and Recommended Mitigation Measures

EIA Ref.	EM&A Log Ref	Recommended Mitigation Measures (What Measures)	Objectives of the recommended Measures & Main Concerns to address (What Requirements)	Who to implement the measures? (Who)	Location of the measures (Where)	When to Implement the measures? (When)	Implementation Status
		<p>inert C&D materials should be reused on-site as fill material as far as practicable. In addition, inert C&D materials generated from excavation works could be reused as fill materials in local projects that require public fill for reclamation.</p> <p>The surplus inert C&D materials will be disposed of at the Government's PFRFs for beneficial use by other projects in Hong Kong.</p> <p>The C&D materials generated from general site clearance should be sorted on site to segregate any inert materials for reuse or disposal at PFRFs whereas the non-inert materials will be disposed of at the designated landfill site.</p> <p>In order to monitor the disposal of inert and non-inert C&D materials at respectively PFRFs and the designated landfill site, and to control fly-tipping, it is recommended that the Contractor should follow the DEVB Technical Circular (Works) No. 6/2010 for Trip Ticket System for Disposal of Construction & Demolition Materials issued by Development Bureau. In addition, it is also recommended that the Contractor should prepare and implement a Waste Management Plan detailing their various waste arising and waste management practices in accordance with the relevant requirements of the ETWB Technical Circular (Works) No. 19/2005 Environmental</p>	materials		construction stage / Until completion of all construction activities		<p style="text-align: center;">^</p> <p style="text-align: center;">^</p> <p style="text-align: center;">^</p>

Appendix F – Implementation Schedule and Recommended Mitigation Measures

EIA Ref.	EM&A Log Ref	Recommended Mitigation Measures (What Measures)	Objectives of the recommended Measures & Main Concerns to address (What Requirements)	Who to implement the measures? (Who)	Location of the measures (Where)	When to Implement the measures? (When)	Implementation Status
		Management on Construction Site					
7.5.1.4	6.2	<p>Chemical Waste</p> <p>If chemical wastes are produced at the construction site, the Contractor will be required to register with the EPD as a chemical waste producer and to follow the guidelines stated in the “Code of Practice on the Packaging Labelling and Storage of Chemical Wastes”. Good quality containers compatible with the chemical wastes should be used, and incompatible chemicals should be stored separately. Appropriate labels should be securely attached on each chemical waste container indicating the corresponding chemical characteristics of the chemical waste, such as explosive, flammable, oxidising, irritant, toxic, harmful, corrosive, etc. The Contractor should use a licensed collector to transport and dispose of the chemical wastes at the approved Chemical Waste Treatment Centre or other licensed recycling facilities, in accordance with the Waste Disposal (Chemical Waste) (General) Regulation.</p> <p>Potential environmental impacts arising from the handling activities (including storage, collection, transportation and disposal of chemical waste) are expected to be minimal with the implementation of appropriate mitigation measures as recommended</p>	Implement good practices to avoid chemical waste impact.	Contractor	Project construction site / Throughout construction stage / Until completion of all construction activities	Construction phase	^

Appendix F – Implementation Schedule and Recommended Mitigation Measures

EIA Ref.	EM&A Log Ref	Recommended Mitigation Measures (What Measures)	Objectives of the recommended Measures & Main Concerns to address (What Requirements)	Who to implement the measures? (Who)	Location of the measures (Where)	When to Implement the measures? (When)	Implementation Status
7.5.1.5	6.2	<p>General Refuse</p> <p>General refuse should be stored in enclosed bins or compaction units separated from inert C&D materials. A reputable waste collector should be employed by the Contractor to remove general refuse from the site, separately from inert C&D materials. Preferably an enclosed and covered area should be provided to reduce the occurrence of 'windblown' light material.</p>	Implement good practices to avoid odour nuisance or pest/vermin problem and waste impact.	Contractor	Project construction site / Throughout construction stage / Until completion of all construction activities	Construction phase	*
Land Contamination – Construction Phase							
8.6.1	7.2	In any case where contaminated soil is identified after the commencement of works, a Contamination Assessment Plan (CAP) is required to be prepared for EPD's endorsement prior to the site investigation. The Contamination Assessment Report (CAR) and/ or Remediation Action Plan (RAP) should be prepared for EPD's approval after the site investigation. If land contamination is confirmed, remediation works should be carried out according to the approved RAP. A Remediation Report (RR) should also be prepared for EPD's endorsement to demonstrate that the clean-up of the contaminated land is completed. No construction work or development of the site should be carried out before the approval of the RR.	Assessment is required for EPD approval in any case where contaminated soil is identified	Contractor	Project construction site / Before construction stage	Design phase	N/A
8.6.1	7.2	The following mitigation measures are proposed for	Minimise impacts resulting	Contractor	Project	Construction phase	

Appendix F – Implementation Schedule and Recommended Mitigation Measures

EIA Ref.	EM&A Log Ref	Recommended Mitigation Measures (What Measures)	Objectives of the recommended Measures & Main Concerns to address (What Requirements)	Who to implement the measures? (Who)	Location of the measures (Where)	When to Implement the measures? (When)	Implementation Status
		<p>contaminated material excavation and transportation of contaminated materials (if any), in order to minimise the potentially adverse effects health and safety of construction workers and impacts arising from the disposal of potentially contaminated materials:</p> <ul style="list-style-type: none"> • To minimise the chance for construction workers to come into contact with any contaminated materials, bulk earth-moving excavation equipment should be employed; • Contact with contaminated materials can be minimised by wearing appropriate clothing and personal protective equipment such as gloves and masks (especially when working directly with contaminated material), provision of washing facilities and prohibition of smoking and eating on site; • Stockpiling of contaminated excavated materials on site should be avoided as far as possible; • The use of any contaminated soil for landscaping purpose should be avoided unless pre-treatment was carried out; • Vehicles containing any excavated materials should be suitably covered to reduce dust emissions and / or release of contaminated wastewater; • Truck bodies and tailgates should be sealed to stop any 	<p>from excavation and transportation in the of contaminated materials</p>		<p>construction site / Throughout construction stage / Until completion of all construction activities</p>		<p>N/A</p> <p>N/A</p> <p>N/A</p> <p>N/A</p> <p>N/A</p>

Appendix F – Implementation Schedule and Recommended Mitigation Measures

EIA Ref.	EM&A Log Ref	Recommended Mitigation Measures (What Measures)	Objectives of the recommended Measures & Main Concerns to address (What Requirements)	Who to implement the measures? (Who)	Location of the measures (Where)	When to Implement the measures? (When)	Implementation Status
		<p>discharge;</p> <ul style="list-style-type: none"> Only licensed waste haulers should be used to collect and transport contaminated material to treatment/disposal site and should be equipped with tracking system to avoid fly tipping; Speed control for trucks carrying contaminated materials should be exercised; Observe all relevant regulations in relation to waste handling, such as Waste Disposal Ordinance (Cap 354), Waste Disposal (Chemical Waste) (General) Regulation (Cap 354C) and obtain all necessary permits where required; and Maintain records of waste generation, disposal quantities and disposal arrangements. 					<p>N/A</p> <p>N/A</p> <p>N/A</p> <p>N/A</p>
Ecological Impact							
9.7.1	8.3	<p>Temporary Protective Fence for Flora Species of Conservation Interest</p> <p>During construction phase, erection and maintenance of a temporary protective fence enclosing the flora species of conservation interest identified under the detailed vegetation survey is recommended.</p> <p>Monthly monitoring of any other flora species of conservation</p>	<p>To avoid potential impact on flora species of conservation interest from construction activities such as materials storage;</p> <p>To make sure that the flora species of conservation</p>	Contractor	Project construction site / Throughout construction stage / Until completion of all construction activities	Construction phase	*

Appendix F – Implementation Schedule and Recommended Mitigation Measures

EIA Ref.	EM&A Log Ref	Recommended Mitigation Measures (What Measures)	Objectives of the recommended Measures & Main Concerns to address (What Requirements)	Who to implement the measures? (Who)	Location of the measures (Where)	When to Implement the measures? (When)	Implementation Status
		interest identified in the detailed vegetation survey should be conducted during the construction phase.	interest are not affected by the construction activities of the project.				
<i>Golden-headed Cisticola (Recommended Mitigation Measures from Baseline Survey Report of Golden-headed Cisticola)</i>							
-	-	<p>The following mitigation measures are proposed for minimizing noise impacts induced by construction works:</p> <ul style="list-style-type: none"> • Silencers or mufflers on well-maintained construction equipment should be utilized and properly maintained during the construction program • Noise enclosure or acoustic shed should be effectively utilized, where practicable • Machines or equipment known to emit noise or light strongly in one direction should, wherever possible, be orientated the noise away from the adjacent habitat 	Construction noise	Contractor	Project area – areas adjacent to sensitive receivers / During construction phase	Construction phase	N/A ^ ^
-	-	<p>The following mitigation measures are proposed for minimizing light impacts:</p> <ul style="list-style-type: none"> • Adjusting the outdoor lighting to lower intensity • Use of directional lighting to avoid light spill into sensitive areas • Control/timing of lighting periods of some facilities, particularly those close to the ecological sensitive receivers 	To minimize the light disturbance to avifauna	Contractor	Project area – areas adjacent to sensitive receivers / During construction phase	Construction phase	^ ^ ^

Appendix F – Implementation Schedule and Recommended Mitigation Measures

EIA Ref.	EM&A Log Ref	Recommended Mitigation Measures (What Measures)	Objectives of the recommended Measures & Main Concerns to address (What Requirements)	Who to implement the measures? (Who)	Location of the measures (Where)	When to Implement the measures? (When)	Implementation Status
-	-	<p>Drainage system</p> <ul style="list-style-type: none"> • Proper drainage system should be installed to collect and dispose rainwater • Installation of sediment/rubbish trapping facilities (e.g. catch pits or sand/silt traps to contain the increase in suspended solids and materials in the storm water drainage system so as to avoid pollutants being washed out during heavy rainstorms) 	Prevent discharge of pollutant into the surrounding environment	Contractor	Project area – areas adjacent to sensitive receivers / During construction phase	Construction phase	^ ^
-	-	<p>Good Site Practice Measures</p> <ul style="list-style-type: none"> • Placement of stockpiling into designated area should be selected at disturbed area in order to minimize the disturbance to wildlife • Open fire should be strictly prohibited • The boundary of project boundary should be clearly demarcated • General drainage system arrangement should include sediment and oil trapper to collect the site run-off • Waste bin should be provided to collect the general refuse and construction waste 	To avoid potential impact on Golden-headed Cisticola	Contractor	Project area – areas adjacent to sensitive receivers / During construction phase	Construction phase	^ ^ ^ ^

Appendix F – Implementation Schedule and Recommended Mitigation Measures

EIA Ref.	EM&A Log Ref	Recommended Mitigation Measures (What Measures)	Objectives of the recommended Measures & Main Concerns to address (What Requirements)	Who to implement the measures? (Who)	Location of the measures (Where)	When to Implement the measures? (When)	Implementation Status
<i>Landscape and Visual Impacts – Construction Phase</i>							
Table 10.11	Table 9.1	<p>CM01: Trees / woodland within the Project Site which are unaffected by the works shall be protected and preserved during the detailed design stage and construction phase. The tree preservation proposals shall be coordinated with the layout and design of the engineering and architectural works at detailed design stage for further retention of individual trees. The preservation of existing tree shall provide instant greening and screening effect for proposed works.</p> <p>Tree protection works will be undertaken in accordance with DEVB TC(W) 7/2015 on “Tree Preservation” and tree risk assessment in accordance with “Guidelines for Tree Risk Assessment and Management Arrangement” by DEVB.</p>	Preserve and protect existing trees	Contractor	Project area / During design stage / construction phase / Establishment Period	Design and construction phase	^
Table 10.11	Table 9.1	<p>CM02: If removal of trees unavoidable due to construction impacts, trees will be transplanted where technically feasible in accordance with “Guidelines on Tree Transplanting” by DEVB and HQ/GN/13 and HQ/GN/13 – Interim Guidelines for Tree Transplanting Works under Highways Department’s Vegetation Maintenance Ambit where applicable.</p>	Preserve and protect existing trees	Contractor	Project area / During design stage / construction phase / Establishment Period	Design and construction phase	^
Table 10.11	Table	CM03: Construction area control, where possible, to ensure that	Minimise landscape and	Contractor	Project area /	Construction phase	^

Appendix F – Implementation Schedule and Recommended Mitigation Measures

EIA Ref.	EM&A Log Ref	Recommended Mitigation Measures (What Measures)	Objectives of the recommended Measures & Main Concerns to address (What Requirements)	Who to implement the measures? (Who)	Location of the measures (Where)	When to Implement the measures? (When)	Implementation Status
	9.1	the landscape and visual impacts arising from the construction activities are minimised. This includes the reduction of the extent and location of working areas to avoid sensitive LR's, siting of offices or temporary structures so that they are not visually prominent, and consideration of detailed schedules to shorten the construction period. Temporary landscape treatments are considered to be adopted such as applying hydro-seeding on temporary stockpiles and areas of earthworks to alleviate the potential impacts and minimise soil erosion.	visual impacts.		During design stage / construction phase.		
Table 10.11	Table 9.1	CM04: Replanting of existing / disturbed vegetation shall be undertaken as soon as technically feasible during the construction phase. The priority shall be areas at the periphery of the site to ensure that proposed planting fulfils its role in mitigating the predicted impacts including screening views of the proposals as early as possible during the operation phase.	Maximise the mitigation effect of the planting to minimise landscape and visual impacts.	Contractor	Project area / During design stage / construction phase / Establishment Period	Construction phase	N/A
Table 10.11	Table 9.1	CM05: Decorative screen hoarding will be erected along areas of the construction works site boundary where the works site borders publically accessible routes and/or is close to visually sensitive receivers (VSRs) to screen undesirable views of the works site. It is proposed that the screening be compatible with the surrounding environment and where possible, non-reflective, recessive colours be used.	Minimise landscape and visual impacts.	Contractor	Project area – areas adjacent to sensitive receivers / During construction phase.	Construction phase	^

Appendix F – Implementation Schedule and Recommended Mitigation Measures

EIA Ref.	EM&A Log Ref	Recommended Mitigation Measures (What Measures)	Objectives of the recommended Measures & Main Concerns to address (What Requirements)	Who to implement the measures? (Who)	Location of the measures (Where)	When to Implement the measures? (When)	Implementation Status
<i>Landscape and Visual Impacts (Recommended Mitigation Measures from Landscape and Visual Mitigation Plan)</i>							
-	-	<p>Tree protection and preservation</p> <p>a. The tree preservation proposals shall be coordinated with the layout and design of the engineering and architectural works at the detailed design stage for further retention of individual trees.</p> <p>b. During construction period, retained trees will be protected from impact from construction activity as per General Specification for Civil Engineering Works (2006 Edition), Section 26 – Preservation and Protection of Trees and Guidelines on Tree Preservation during Development.</p>	To avoid potential impact on retained tree from construction activities such as materials storage; To make sure that the retained tree are not affected by the construction activities of the Project	CEDD's and ArchSD's Contractors	CEDD: Along KNP Road where applicable and slopes within KNP Police Facilities Site ArchSD: Within KNP Police Facilities Site	Design and construction phase of CEDD's and ArchSD's Contracts	*
-	-	<p>Tree transplantation</p> <p>a. If removal of trees unavoidable due to construction impacts, trees will be transplanted where technically feasible in accordance with "Guidelines on Tree Transplanting" by DEVB and HQ/GN/13 and HQ/GN/13 – Interim Guidelines for Tree Transplanting Works under Highways Department's Vegetation Maintenance Ambit where applicable.</p>	To preserve the trees with conservation interest which are unavoidably affected by the construction activities.	CEDD's Contractors	The location of three <i>Aquilaria sinensis</i> at Site Portion B and D, and the receptor site for the transplanted trees opposite Portion B1 of the site.	Construction Stage of CEDD's contracts	^
-	-	Work area and temporary works area	To minimize the landscape	CEDD's and	CEDD: Along	Construction	^

Appendix F – Implementation Schedule and Recommended Mitigation Measures

EIA Ref.	EM&A Log Ref	Recommended Mitigation Measures (What Measures)	Objectives of the recommended Measures & Main Concerns to address (What Requirements)	Who to implement the measures? (Who)	Location of the measures (Where)	When to Implement the measures? (When)	Implementation Status
		<p>a. Reduction of the extent and location of working areas to avoid sensitive LR's</p> <p>b. Siting of offices or temporary structures so that they are not visually prominent</p> <p>c. Consideration of detailed schedules to shorten the construction period</p> <p>d. Temporary landscape treatments are considered to be adopted such as applying hydro-seeding on temporary stockpiles and areas of earthworks to alleviate the potential impacts and minimise soil erosion.</p>	and visual impacts by construction area control	ArchSD's Contractors	KNP Road where applicable and slopes within KNP Police Facilities Site ArchSD: Within KNP Police Facilities Site	Stage of CEDD's and ArchSD's Contracts	^ ^ ^
-	-	<p>Advance implementation of mitigation planting</p> <p>a. Replanting of existing / disturbed vegetation shall be undertaken as soon as technically feasible during the construction phase.</p>	To mitigate the predicted impacts including screening views of the proposals as early as possible during the operation phase.	CEDD's and ArchSD's Contractors	Whole project site area, priority given to periphery of the site	Construction Stage of CEDD's and ArchSD's Contracts	N/A
-	-	<p>Decorative screen hoarding</p> <p>a. Decorative screen hoarding will be erected along areas of the construction works site boundary where the works site borders publically accessible routes and/or is close to visually sensitive receivers (VSRs)</p> <p>b. It is proposed that the screening be compatible with the</p>	To screen undesirable views of the works site.	CEDD's and ArchSD's Contractors	Along areas of the construction works site boundary where the works site borders publically	Construction Phase CEDD's and ArchSD's Contracts	^ ^

Appendix F – Implementation Schedule and Recommended Mitigation Measures

EIA Ref.	EM&A Log Ref	Recommended Mitigation Measures (What Measures)	Objectives of the recommended Measures & Main Concerns to address (What Requirements)	Who to implement the measures? (Who)	Location of the measures (Where)	When to Implement the measures? (When)	Implementation Status
		surrounding environment and where possible, non-reflective, recessive colours be used.			accessible routes and/or is close to visually sensitive receivers (VSRs)		
-	-	<p>Detail design considerations</p> <p>a. Detailed design of development components should reduce landscape footprint and visibility of structures.</p>	To reduce the area allowed for any development to a practical minimum	CEDD's Detailed Designers / Consultants ArchSD's Detailed Designers / Consultants	CEDD: Along KNP Road where applicable and slopes within KNP Police Facilities Site ArchSD: Within KNP Police Facilities Site	Design Stage of CEDD's and ArchSD's Contracts	N/A
-	-	<p>Aesthetically pleasing design and responsive design of buildings and structures</p> <p>a. The form, textures, finishes and colours of the proposed development components should be compatible with the existing surroundings. Light earthy tone colours such as shades of green, grey, brown and off-white may be utilised where technically feasible to reduce the visibility of the development components, including all roadwork, buildings and noise barriers etc</p>	<p>a. To reduce the visibility of the development components</p> <p>b. To further improve visual amenity</p> <p>c. To reduce the mass of development</p> <p>d. To minimise the 'wall</p>	ArchSD's Detailed Designers / Consultants	Within KNP Police Facilities Site	Design Stage ArchSD's Contract	N/A

Appendix F – Implementation Schedule and Recommended Mitigation Measures

EIA Ref.	EM&A Log Ref	Recommended Mitigation Measures (What Measures)	Objectives of the recommended Measures & Main Concerns to address (What Requirements)	Who to implement the measures? (Who)	Location of the measures (Where)	When to Implement the measures? (When)	Implementation Status
		<p>b. Adopting natural building materials such as stone and timber should be for architectural features, where technically feasible.</p> <p>c. Using responsive design for the disposition of the main elements of the proposed scheme including the locations of buildings and utility structures.</p> <p>d. Grouping of utilities and infrastructure components into proposed buildings as far as technically feasible to reduce the mass of development</p> <p>e. The disposition and height profile of the developments and above ground utilities structures to respond to the existing context particularly the existing landform and preserved trees,</p> <p>f. Creation of setbacks, articulating the development frontage and maintenance of view corridors when technically feasible</p>	<p>effects' and create a subtle transition at the edges of the site</p> <p>e. To enhance the sense of visual integration with the existing context, avoid abrupt transitions between the existing and proposed built environment and reduce the apparent visual mass of the proposed developments.</p>				
-	-	<p>Design of engineering structure</p> <p>a. The design of the proposed Engineering Structures such as the proposed road layout and any ancillary structures including the sewage pumping station and the Ma Tso Lung Firing Range should pay particular attention to the appearance and construction methods.</p> <p>b. The detailed design landscape consultants shall work in unison with the engineers on the aesthetic aspects of the structures and</p>	<p>To give the engineering structures a more natural appearance that allows them to blend into the local rural landscape.</p>	<p>CEDD's Detailed Designers / Consultants</p>	<p>Whole project site area</p>	<p>Design Stage of CEDD's Contracts</p>	<p>^</p>

Appendix F – Implementation Schedule and Recommended Mitigation Measures

EIA Ref.	EM&A Log Ref	Recommended Mitigation Measures (What Measures)	Objectives of the recommended Measures & Main Concerns to address (What Requirements)	Who to implement the measures? (Who)	Location of the measures (Where)	When to Implement the measures? (When)	Implementation Status
		<p>their relationship with the landscape.</p> <p>c. The design of engineering structures shall avoid any unnecessary visual clutter achieved through the co-ordination of the various engineering disciplines involved to arrive at integrated design solutions.</p>					
-	-	<p>Design of retaining walls and slopes</p> <p>a. The proposed treatment of Retaining Wall and Slopes will be undertaken in accordance with GEO Publication No. 1/2011 "Technical Guidelines on Landscape Treatment and Bioengineering for Man-made Slopes and Retaining Walls".</p> <p>b. These engineering structures will be aesthetically enhanced through the use of soft landscape works including tree and shrub planting.</p>	<p>To give man-made slopes a more natural appearance blending into the local rural landscape.</p>	<p>CEDD's Detailed Designers / Consultants</p>	<p>Retaining walls and slopes within the whole site area</p>	<p>Design Stage of CEDD's Contracts</p>	^
-	-	<p>Compensatory planting proposal</p> <p>a. All compensatory planting of trees is to be carried out in accordance with DEVB TCW No. 7/2015. A total woodland compensation area of 5.54 ha is proposed.</p> <p>b. The planting proposals will utilise largely native species in accordance with GLTM/DEVB's - Guiding Principles on Use of Native Plant Species in Public Works Projects,</p> <p>c. Some compensatory shrub and ground cover planting will also</p>	<p>To compensate for the existing dead trees to be removed and create a more structurally diverse woodland.</p>	<p>CEDD's and ArchSD's Contractors</p>	<p>CEDD: Along KNP Road where applicable and slopes within KNP Police Facilities Site ArchSD: Within KNP Police</p>	<p>Construction Stage of CEDD's and ArchSD's Contract</p>	N/A

Appendix F – Implementation Schedule and Recommended Mitigation Measures

EIA Ref.	EM&A Log Ref	Recommended Mitigation Measures (What Measures)	Objectives of the recommended Measures & Main Concerns to address (What Requirements)	Who to implement the measures? (Who)	Location of the measures (Where)	When to Implement the measures? (When)	Implementation Status
		<p>be provided within the woodland area to create a more structurally diverse woodland.</p> <p>d. Woodland areas will utilise a combination of large sized tree stock (including heavy standard sized trees) and whip sized trees to create a more naturalistic</p> <p>e. The smaller, younger plant stock will adapt to their new growing conditions more quickly than larger sized stock and establish a naturalistic effect more rapidly.</p> <p>f. Roadside and amenity planting will utilise largely heavy standard sized trees.</p>			Facilities Site		
-	-	<p>Landscape buffer tree planting</p> <p>a. Tree planting using larger sized tree stock shall be provided to screen the proposed structures and associated facilities.</p> <p>b. The planting will utilise native species wherever possible.</p>	To improve compatibility with the surrounding environment and create a pleasant pedestrian environment.	CEDD's and ArchSD's Contractors	CEDD: along KNP Road where applicable and slopes within KNP Police Facilities Site ArchSD : within KNP Police Facilities Site	Construction Stage of CEDD's and ArchSD's Contract	N/A
-	-	Roadside and amenity planting (within KNP Police Facilitate Site)	To enhance the landscape and visual quality of the existing and proposed	ArchSD's Contractor	KNP Police Facilities Site	Construction Stage of ArchSD's	N/A

Appendix F – Implementation Schedule and Recommended Mitigation Measures

EIA Ref.	EM&A Log Ref	Recommended Mitigation Measures (What Measures)	Objectives of the recommended Measures & Main Concerns to address (What Requirements)	Who to implement the measures? (Who)	Location of the measures (Where)	When to Implement the measures? (When)	Implementation Status
		a. Roadside and amenity planting using predominantly native species	transport routes and car parks.			Contract	
-	-	Grassland (ecological mitigation) a. Creation of new grassland areas approximately 1.02 ha in size. Inclusion of common grass species <i>Ischaemum barbatum</i> and <i>Tetradium glabrifolium</i> (the larval food plants for butterfly species).	To provide larval food plants for the butterfly species.	ArchSD's Contractor	ArchSD : within KNP Police Facilities Site	Construction Stage of ArchSD's Contract	N/A
-	-	Green roof (within KNP Police Facilitate Site) a. Green roofs predominantly using native species shall be introduced where technically feasible on proposed buildings to reduce exposure of untreated concrete surfaces b. Location and extent of green roof subject to detailed design.	To enhance the sustainability of the design and mitigate visual impact to VSRs at high levels	ArchSD's Contractor	Within KNP Police Facilitate Site	Construction stage of ArchSD's Contract	N/A
-	-	Vertical greening a. Vertical planting shall be introduced using predominantly native species. b. Planting to utilise climbing and trailing plants. Location and extent of vertical greening subject to detailed design.	To soften the hard, vertical surfaces of the proposed development components including the walls of the proposed buildings and retaining walls.	CEDD's and ArchSD's Contractors	CEDD: along KNP Road where applicable and slopes within KNP Police Facilitate Site ArchSD : within KNP Police Facilitate Site	Construction Stage of CEDD's and ArchSD's Contracts	N/A
-	-	Green paving (within KNP Police Facilitate Site)	To reduce the area of	ArchSD's Contractor	Within KNP	Construction stage	N/A

Appendix F – Implementation Schedule and Recommended Mitigation Measures

EIA Ref.	EM&A Log Ref	Recommended Mitigation Measures (What Measures)	Objectives of the recommended Measures & Main Concerns to address (What Requirements)	Who to implement the measures? (Who)	Location of the measures (Where)	When to Implement the measures? (When)	Implementation Status
		<p>a. Green paving approach such as grass-crete or grass-grid to maximise the area of planting and reduce the area of hard paving</p> <p>b. Location and extent of green paving subject to detailed design of the ArchSD's contract. This includes the use of permeable paving where grass-crete / grass grid is not practicable.</p>	hard paving		Police Facilitate Site	of ArchSD's Contracts	
-	-	<p>Light control (operation)</p> <p>a. Street and night time lighting glare will be controlled</p>	To minimize glare impact to adjacent VSRs during the operation stage.	HKPF and HyD	<p>HKPF: Within KNP Police Facilitate Site</p> <p>HyD: Along Kong Nga Po Road</p>	Operation Stage	N/A

- Implementation status:**
- ^ Mitigation measure was fully implemented
 - * Observation/reminder was made during site audit but improved/rectified by the contractor
 - # Observation/reminder was made during site audit but not yet improved/rectified by the contractor
 - X Non-compliance of mitigation measure
 - Non-compliance but rectified by the contractor
- N/A Not Applicable at this stage as no such site activities were conducted in the reporting period

**APPENDIX G
SITE AUDIT SUMMARY**

Appendix G: Site Audit Summary**Table G-1: Observations and Recommendations of Site Audit in January 2023**

Parameters	Date	Observations	Follow Up Action
Air Quality	06/01/2023	Wheel washing facilities should be provided at the site exit of Portion B1.	Wheel washing facilities was provided at the site exit of Portion B1 by the Contractor as observed during follow-up audit session on 13/01/2023.
Construction Noise Impact	--	No environmental deficiency was identified during the reporting month.	--
Water Quality	06/01/2023	Wheel washing facilities should be provided at the site exit of Portion B1.	Wheel washing facilities was provided at the site exit of Portion B1 by the Contractor as observed during follow-up audit session on 13/01/2023.
	06/01/2023	To provide a sand bag bund at the end of the drainage channel for desilting prior discharging into the sump pit (Abutment B).	Sand bag bund was provided at the end of the drainage channel for desilting by the Contractor as observed during follow-up audit session on 13/01/2023.
	13/01/2023	The site drainage plan based on the updated site area should be updated and the updated water quality mitigation measures should be implemented accordingly.	The site drainage plan has been updated and relevant water quality mitigation measures (e.g., wetsep system) have been implemented on site by the Contractor as observed during follow-up audit session on 20/01/2023.
	20/01/2023	The maintenance records for the wetsep at the Abutment B should be updated.	The maintenance records for the wetsep at the Abutment B has been updated by the Contractor as observed during follow-up audit session on 27/01/2023.

Parameters	Date	Observations	Follow Up Action
Waste/ Chemical Management	13/01/2023	The used cement bags and other wastes materials should be cleared properly at the site area near dog unit.	The used cement bags and other wastes materials have been cleared by the Contractor as observed during follow-up audit session on 20/01/2023.
Landscape and Visual	--	No environmental deficiency was identified during the reporting month.	--
Ecology	--	No environmental deficiency was identified during the reporting month.	--
Permit/Licences	20/01/2023	The valid construction noise permit should be displayed once received at KNP Road.	The valid construction noise permit has been displayed conspicuously on site by the Contractor as observed during follow-up audit session on 27/01/2023.

Table G-2: Observations and Recommendations of Site Audit in February 2023

Parameters	Date	Observations	Follow Up Action
Air Quality	--	No environmental deficiency was identified during the reporting month.	--
Construction Noise Impact	--	No environmental deficiency was identified during the reporting month.	--
Water Quality	03/02/2023	Mud trails were observed at the site exit of the works area near dog unit. The Contractor was reminded to ensure the access road leading to and existing from the wheel washing facilities should be paved.	The site exit has been closed to further control the vehicle in-out-out of the site. Wheel washing facilities have also been provided and workers has performed road washing regularly to maintain cleanliness at interfaces as observed during follow-up audit session on 10/02/2023.
	17/02/2023	To clear the sand and debris at the slope drains near dog unit.	The slope drains have been cleared by the Contractor as observed during follow-up audit session on 24/02/2023.
	17/02/2023	To clear the rubbish at the silt retention pond as well as the connecting drain and ensure the adequate capacity of the silt retention pond with regular maintenance of wetsep (Abutment B).	The rubbish at the silt retention pond and the connecting drain have been cleared by the Contractor as observed during follow-up audit session on 24/02/2023. The maintenance records of wetsep have also been updated by the Contractor as observed during follow-up audit session on 24/02/2023.
Waste/ Chemical Management	03/02/2023	The construction waste materials should be disposed properly at	The construction waste materials have been cleared by the Contractor as observed during follow-up audit

Parameters	Date	Observations	Follow Up Action
		Platform E.	session on 10/02/2023.
		Clear the oil leakage at near the air compressor at works area near dog unit.	The oil leakage has been cleared by the Contractor as observed during follow-up audit session on 10/02/2023.
	10/02/2023	The dusty materials remaining after realignment of construction site should be cleared from the surface of roads near dog unit.	The remaining dusty materials have been cleared by the Contractor as observed during follow-up audit session on 17/02/2023.
	17/02/2023	To clear the sand and debris at the slope drains near dog unit.	The slope drains have been cleared by the Contractor as observed during follow-up audit session on 24/02/2023.
	24/02/2023	The accumulated construction waste materials at the works area near dog unit should be cleared regularly.	The accumulated construction waste materials have been cleared by the Contractor as observed during follow-up audit session on 03/03/2023.
	24/02/2023	The chemical containers should be placed on site with drip tray (near dog unit and C43).	The chemical containers without drip tray have been removed off site by the Contractor as observed during follow-up audit session on 03/03/2023.
Landscape and Visual	03/02/2023	Provide remedial works for the retain trees with exposed roots (near dog unit).	Follow-up action is needed in the next audit session.
	10/02/2023	Provide remedial works for the retain trees with exposed roots (near dog unit).	Follow-up action is needed in the next audit session.
	17/02/2023	Provide remedial works for the retain trees with exposed roots	The preserved tree has been staked by bamboo poles by the Contractor as observed during follow-up audit

Parameters	Date	Observations	Follow Up Action
		(near dog unit).	session on 24/02/2023.
	17/02/2023	To remove and avoid materials hanging from the retain tree at Abutment B.	The hanging materials have been removed by the Contractor as observed during follow-up audit session on 24/02/2023.
Ecology	--	No environmental deficiency was identified during the reporting month.	--
Permit/Licences	--	No environmental deficiency was identified during the reporting month.	--

Table G-3: Observations and Recommendations of Site Audit in March 2023

Parameters	Date	Observations	Follow Up Action
Air Quality	03/03/2023	The exposed slopes at Portion B1 should be covered properly with tarpaulin sheet.	Dust suppression measures have been implemented on the exposed slopes by the Contractor as observed during follow-up audit session on 10/03/2023.
Construction Noise Impact	--	No environmental deficiency was identified during the reporting month.	--
Water Quality	03/03/2023	The exposed slopes at Portion B1 should be covered properly with tarpaulin sheet.	Dust suppression measures have been implemented on the exposed slopes by the Contractor as observed during follow-up audit session on 10/03/2023.
	17/03/2023	The sedimentation facilities should be checked functioning properly at Portion B1 and Feature L prior to the wet season.	The sedimentation facilities have been operated for treatment of site surface as observed during follow-up audit session on 24/03/2023.
	17/03/2023	Provide mitigation measures to avoid muddy water generated from the exposed slope getting into the slope drain (near dog unit).	Sand bag bund has been erected to avoid muddy water generated from the exposed slope getting into the slope drain as observed during follow-up audit session on 24/03/2023.
	24/03/2023	Provide mitigation measures to avoid the surface runoff directly discharging to the KNP Road esp. in the upcoming wet season at Portion B1 and Feature A.	A channel has been provided to direct the surface runoff to the silt removal facilities at Portion B1 as observed during follow-up audit session on 31/03/2023.
	31/03/2023	Provide mitigation measures to avoid the surface runoff directly discharging to the KNP Road at	A concrete bund has been provided to direct the surface runoff to the silt removal facilities at Feature A

Parameters	Date	Observations	Follow Up Action
		Feature A.	as observed during follow-up audit session on 06/04/2023.
	31/03/2023	The accumulated sediment at the retention pond at Abutment B should be cleared.	The accumulated sediment at the retention pond at Abutment B has been cleared by the Contractor as observed during follow-up audit session on 06/04/2023.
Waste/ Chemical Management	03/03/2023	The chemical containers at Abutment B should be placed with drip tray.	Chemical containers have been removed by the Contractor as observed during follow-up audit session on 10/03/2023.
	17/03/2023	The contaminated sand at the drip tray for the generator at Platform A should be cleared as chemical waste.	The contaminated sand at the drip tray have been cleared by the Contractor as observed during follow-up audit session on 24/03/2023.
	24/03/2023	The damage of drip tray at Portion B1 should be repaired or replaced if necessary.	The damaged part of the drip tray was fixed by the Contractor as observed during follow-up audit session on 31/03/2023.
	24/03/2023	The general refuse should be cleared and disposed properly at Feature 4.	The general refuse which was not disposed properly have been cleared by the Contractor as observed during follow-up audit session on 31/03/2023.
Landscape and Visual	--	No environmental deficiency was identified during the reporting month.	--
Ecology	31/03/2023	The temporary protective fence should be properly erected and maintained for <i>Keteleeria fortunei</i> .	The temporary protective fence has been properly erected and maintained by the Contractor as observed during follow-up audit

Parameters	Date	Observations	Follow Up Action
			session on 06/04/2023.
	31/03/2023	The construction waste materials at near the tree protection zone for <i>Keteleeria fortunei</i> should be cleared.	The construction waste materials at near the tree protection zone have been cleared by the Contractor as observed during follow-up audit session on 06/04/2023.
Permit/Licences	--	No environmental deficiency was identified during the reporting month.	--

**APPENDIX H
WASTE GENERATION IN THE
REPORTING PERIOD**

**Contract No. ND/2018/01 –
Site Formation and Infrastructure Works
for Police Facilities in Kong Nga Po**

Environmental Permit No.: EP-510/2016**Monthly Summary Waste Flow Table for 2020**

Month	Total Quantity Generated	Actual Quantities of Inert C&D Waste Generated Monthly					Actual Quantities of C&D Waste Generated Monthly				
		Hard Rock and Large Broken Concrete	Reused in the Contract	Reused in other Projects	Disposed as Public Fill	Imported Fill	Metal	Paper/Cardboard Packaging	Plastics (see Note 3)	Chemical Waste	Others, e.g. General Refuse
	(in '000m ³)	(in '000m ³)	(in '000m ³)	(in '000m ³)	(in '000m ³)	(in '000m ³)	(in '000kg)	(in '000kg)	(in '000kg)	(in '000kg)	(in '000m ³)
Jan	0.00304	0.00000	0.00000	0.00000	0.00000	0.00000	0.00000	0.00000	0.00000	0.00000	0.00304
Feb	0.00699	0.00000	0.00000	0.00000	0.00000	0.00000	0.00000	0.00000	0.00000	0.00000	0.00699
Mar	0.01294	0.00000	0.00000	0.00000	0.00000	0.00000	0.00000	0.00000	0.00000	0.00000	0.01294
Apr	0.02173	0.00000	0.00000	0.00000	0.00000	0.00000	0.00000	0.00000	0.00000	0.00000	0.02173
May	0.02534	0.00000	0.00000	0.00000	0.01329	0.00000	0.00000	0.00000	0.00000	0.00000	0.01205
Jun	0.10368	0.00000	0.00000	0.00000	0.00687	0.00000	0.00000	0.00000	0.00000	0.00000	0.09681
Sub-Total	0.17372	0.00000	0.00000	0.00000	0.02016	0.00000	0.00000	0.00000	0.00000	0.00000	0.15355
Jul	33.65416	0.00000	0.00000	33.07233	0.07872	0.00000	0.00000	0.00000	0.00000	0.00000	0.50311
Aug	26.60619	0.00000	0.00000	25.47880	0.48478	0.00000	0.00000	0.00000	0.00000	0.00000	0.64260
Sep	50.56237	0.00000	0.00000	48.88600	0.45676	0.00000	0.00000	0.00000	0.00000	0.00000	1.21961
Oct	41.97128	0.00000	0.00000	41.63335	0.02784	0.00000	0.00000	0.00000	0.00000	0.00000	0.31009
Nov	62.67238	0.00000	0.00000	61.98935	0.09226	0.00000	0.00000	0.00000	0.00000	0.00000	0.59077
Dec	61.43492	0.00000	0.00000	52.40582	8.76826	0.00000	0.00000	0.00000	0.00000	0.00000	0.26083
Total	277.07501	0.00000	0.00000	263.46567	9.92879	0.00000	0.00000	0.00000	0.00000	0.00000	3.68056

Environmental Permit No.: EP-510/2016**Monthly Summary Waste Flow Table for 2021**

Month	Total Quantity Generated	Actual Quantities of Inert C&D Waste Generated Monthly					Actual Quantities of C&D Waste Generated Monthly				
		Hard Rock and Large Broken Concrete	Reused in the Contract	Reused in other Projects	Disposed as Public Fill	Imported Fill	Metal	Paper/Cardboard Packaging	Plastics (see Note 3)	Chemical Waste	Others, e.g. General Refuse
	(in '000m ³)	(in '000m ³)	(in '000m ³)	(in '000m ³)	(in '000m ³)	(in '000m ³)	(in '000kg)	(in '000kg)	(in '000kg)	(in '000kg)	(in '000m ³)
Cumulative in 2020	277.07501	0.00000	0.00000	263.46567	9.92879	0.00000	0.00000	0.00000	0.00000	0.00000	3.68056
Jan	44.91877	0.00000	0.00000	20.33601	24.31886	0.00000	0.00000	0.00000	0.00000	0.00000	0.26389
Feb	13.08831	N/A	N/A	9.64034	3.40955	N/A	N/A	N/A	N/A	N/A	0.03841
Mar	35.52359	N/A	N/A	19.92956	15.50902	N/A	N/A	N/A	N/A	N/A	0.08501
Apr	42.22569	N/A	11.95500	7.21197	22.96688	N/A	N/A	N/A	N/A	N/A	0.09183
May	9.09491	N/A	4.13844	4.47821	0.43554	N/A	N/A	N/A	N/A	N/A	0.04272
Jun	40.50170	N/A	22.95720	16.78316	0.68899	N/A	N/A	N/A	N/A	N/A	0.07235
Sub-Total	462.42797	0.00000	39.05064	341.84492	77.25764	0.00000	0.00000	0.00000	0.00000	0.00000	4.27477
Jul	38.56656	N/A	2.04766	34.19166	2.26520	N/A	N/A	N/A	N/A	N/A	0.06204
Aug	32.57509	N/A	3.80440	23.63834	4.94379	N/A	N/A	N/A	N/A	N/A	0.18856
Sep	14.56695	N/A	13.46440	0.00000	0.99677	N/A	N/A	N/A	N/A	N/A	0.10578
Oct	6.10194	N/A	5.02740	0.00000	0.96228	N/A	N/A	N/A	N/A	N/A	0.11225
Nov	15.41373	N/A	14.04710	0.00000	1.25681	N/A	N/A	N/A	N/A	N/A	0.10982
Dec	16.44356	N/A	15.59920	0.00000	0.73992	N/A	N/A	N/A	N/A	N/A	0.10444
Total	586.09580	0.00000	93.04080	399.67493	88.42240	0.00000	0.00000	0.00000	0.00000	0.00000	4.95767

Environmental Permit No.: EP-510/2016**Monthly Summary Waste Flow Table for 2022**

Month	Total Quantity Generated	Actual Quantities of Inert C&D Waste Generated Monthly					Actual Quantities of C&D Waste Generated Monthly				
		Hard Rock and Large Broken Concrete	Reused in the Contract	Reused in other Projects	Disposed as Public Fill	Imported Fill	Metal	Paper/Cardboard Packaging	Plastics (see Note 3)	Chemical Waste	Others, e.g. General Refuse
	(in '000m ³)	(in '000m ³)	(in '000m ³)	(in '000m ³)	(in '000m ³)	(in '000m ³)	(in '000kg)	(in '000kg)	(in '000kg)	(in '000kg)	(in '000m ³)
Cumulative up to 2021	586.09580	0.00000	93.04080	399.67493	88.42240	0.00000	0.00000	0.00000	0.00000	0.00000	4.95767
Jan	15.52131	N/A	14.62310	0.00000	0.75883	0.00000	0.00000	0.00000	0.00000	0.00000	0.13939
Feb	0.75965	N/A	0.00000#	0.00000	0.68681	0.00000	0.00000	0.00000	0.00000	0.00000	0.07283
Mar	11.42694	N/A	11.19380	0.00000	0.13435	0.00000	0.00000	0.00000	0.00000	0.00000	0.09879
Apr	21.11792	N/A	20.93220	0.00000	0.03174	0.00000	0.00000	0.00000	0.00000	0.00000	0.15399
May	23.62989	N/A	22.75850	0.00000	0.78923	0.00000	0.00000	0.00000	0.00000	0.00000	0.08216
Jun	50.32256	N/A	49.84710	0.00000	0.38282	0.00000	0.00000	0.00000	0.00000	0.00000	0.09264
Sub-Total	708.87407	0.00000	212.39550	399.67493	91.20618	0.00000	0.00000	0.00000	0.00000	0.00000	5.59747
Jul	55.65088	N/A	54.26760	0.00000	0.37304	0.91776	0.00000	0.00000	0.00000	0.00000	0.09247
Aug	43.19611	N/A	29.70000	0.00000	8.72599	4.69637	0.00000	0.00000	0.00000	0.00000	0.07375
Sep	36.80396	N/A	33.21960	0.00000	3.50538	0.00000	0.00000	0.00000	0.00000	0.00000	0.07898
Oct	5.67507	N/A	5.40497	0.00000	0.19936	0.00000	0.00000	0.00000	0.00000	0.00000	0.07074
Nov	0.21425	N/A	0.00000	0.00000	0.10276	0.00000	0.00000	0.00000	0.00000	0.00000	0.11149
Dec	1.48147	N/A	0.00000	0.00000	1.26914	0.00000	0.00000	0.00000	0.00000	0.00000	0.21233
Total	851.89581	0.00000	334.98767	399.67493	105.38185	5.61413	0.00000	0.00000	0.00000	0.00000	6.23723

Environmental Permit No.: EP-510/2016

Monthly Summary Waste Flow Table for 2023

Month	Total Quantity Generated	Actual Quantities of Inert C&D Waste Generated Monthly					Actual Quantities of C&D Waste Generated Monthly				
		Hard Rock and Large Broken Concrete	Reused in the Contract	Reused in other Projects	Disposed as Public Fill	Imported Fill	Metal	Paper/Cardboard Packaging	Plastics (see Note 3)	Chemical Waste	Others, e.g. General Refuse
	(in '000m ³)	(in '000m ³)	(in '000m ³)	(in '000m ³)	(in '000m ³)	(in '000m ³)	(in '000kg)	(in '000kg)	(in '000kg)	(in '000kg)	(in '000m ³)
Cumulative up to 2022	851.89581	0.00000	334.98767	399.67493	105.38185	5.61413	0.00000	0.00000	0.00000	0.00000	6.23723
Jan	1.74468	N/A	0.00000	0.00000	1.66413	0.00000	0.00000	0.00000	0.00000	0.00000	0.08055
Feb	6.16174	N/A	0.00000	0.37018	5.71394	0.00000	0.00000	0.00000	0.00000	0.00000	0.07762
Mar	1.40189	N/A	0.00000	0.00000	1.33454	0.00000	0.00000	0.00000	0.00000	0.00000	0.06735
Apr	0.00000	N/A									
May	0.00000	N/A									
Jun	0.00000	N/A									
Sub-Total	861.20412	0.00000	334.98767	400.04510	114.09446	5.61413	0.00000	0.00000	0.00000	0.00000	6.46275
Jul	0.00000	N/A									
Aug	0.00000	N/A									
Sep	0.00000	N/A									
Oct	0.00000	N/A									
Nov	0.00000	N/A									
Dec	0.00000	N/A									
Total	861.20412	0.00000	334.98767	400.04510	114.09446	5.61413	0.00000	0.00000	0.00000	0.00000	6.46275

Environmental Permit No.: EP-510/2016

Forecast of Total Quantities of C&D Materials to be Generated from the Contract*										
Total Quantity Generated	Hard Rock and Large Broken Concrete	Reused in the Contract	Reused in other Projects	Disposed as Public Fill	Imported Fill	Metal	Paper/Cardboard Packaging	Plastics (see Note 3)	Chemical Waste	Others, e.g. General Refuse
(in '000m ³)	(in '000m ³)	(in '000m ³)	(in '000m ³)	(in '000m ³)	(in '000kg)	(in '000kg)	(in '000kg)	(in '000kg)	(in '000kg)	(in '000m ³)
630.500	0.000	190.000	358.000	78.000	0.000	0.000	0.000	0.000	0.000	4.500

Notes:

- (1) Not Used.
 - (2) The waste flow table shall also include C&D materials that are specified in this contract to be imported for use at the Site
 - (3) Plastics refer to plastic bottles/containers, plastic sheets/foam from packaging materials.
 - (4) The summary table shall be submitted to the *Supervisor* monthly together with the Waste Flow Table for review and monitoring in accordance with the PS Clause 25.20A(4)
 - (5) The density of inert C&D is assumed 2.2 tonnes per cubic meter
 - (6) The density of non-inert C&D is assumed 1.5 tonnes per cubic meter
 - (7) The C&D materials generated before Jul 2020 are from domestic activities, site investigation, clearance, and preparation for surveying works
- #Quantity to be included in Mar-2022 since lack of manpower of Survey Team for data logging in Feb-2022 due to Covid-19
- *The quantity of Inert Materials reused in the contract to be updated upon surveying record

**Contract No. SSK509 –
Design and Construction of Kong Nga Po
Police Training Facilities**

Name of Department: ArchSD

Monthly Summary Waste Flow Table for 2023 (year)

Project : Design and Construction of Kong Nga Po Police Training Facilities

Contract No.: SS K509

Month	Actual Quantities of Inert C&D Materials Generated Monthly							Actual Quantities of C&D Wastes Generated Monthly				
	Total Quantity Generated	Hard Rock and Large Broken Concrete	Bituminous Material	Reused in the Contract	Reused in other Projects	Disposed as Public Fill	Imported Fill	Metals	Paper/ cardboard packaging	Plastics (see Note 3)	Chemical Waste	Others, e.g. general refuse
	(in '000m ³)	(in '000m ³)	(in '000m ³)	(in '000m ³)	(in '000m ³)	(in '000m ³)	(in '000m ³)	(in '000 kg)	(in '000kg)	(in '000kg)	(in '000kg)	(in '000 m ³)
Jan	0.000	0.000	0.000	0.000	0.000	0.000	0.000	0.000	0.000	0.000	0.000	0.000
Feb	0.000	0.000	0.000	0.000	0.000	0.000	0.000	0.000	0.000	0.000	0.000	0.000
Mar	0.000	0.000	0.000	0.000	0.000	0.000	0.000	0.000	0.000	0.000	0.000	0.007
Apr												
May												
Jun												
Sub-total	0.000	0.000	0.000	0.000	0.000	0.000	0.000	0.000	0.000	0.000	0.000	0.007
Jul												
Aug												
Sep												
Oct												
Nov												
Dec												
Total	0.000	0.000	0.000	0.000	0.000	0.000	0.000	0.000	0.000	0.000	0.000	0.007

- Notes:
- (1) The performance targets are given in the Particular Specification on Environmental Management Plan.
 - (2) The waste flow table shall also include construction waste that are specified in the Contract to be imported for use at the site.
 - (3) Plastics refer to plastic bottles/containers, plastic sheets/foam from packaging material.
 - (4) Broken concrete for recycling into aggregates.
 - (5) If necessary, use the conversion factor: 1 full load of dumping truck being equivalent to 6.5 m3 by volume.

**APPENDIX I
COMPLAINT LOG**

Appendix I - Complaint Log**Reporting Quarter: January to March 2023**

Complaint Log Ref.	EPD Log Ref.	Location	Received Date	Details of Complaint	Investigation/ Mitigation Action	Status
C-001	EP3/N07/RN/18746-20	Kong Nga Po Road	19 th August 2020	The complainant complained about the construction noise nuisance of the Kong Nga Po Road and requested noise monitoring and mitigation measures to lower the noise level.	<p>According to the results from regular noise monitoring, no Limit Level Exceedance was recorded at sensitive receivers since the commencement of the construction of the Project. In addition, there was no environmental deficiency regarding construction noise impact recorded during site inspection. It is considered that no adverse construction noise impact was brought to the nearby sensitive receivers due to the site works in July and August 2020.</p> <p>Upon receipt of the complaint, the Contractor had undertaken the follow up action as follow:</p> <ul style="list-style-type: none"> Erect noise isolating mat at Portion B1 to reduce noise nuisance arising from the site <p>Nevertheless, the Contractor was reminded to fully implement the relevant noise mitigation measures according to the EM&A Manual on site, such as:</p> <ul style="list-style-type: none"> Selection of quieter plant; Provision of sufficient noise mitigation measures (e.g. movable noise barrier, noise enclosure, acoustic shed, noise insulating fabric etc.) for the site activities on nearby NSRs where appropriate. To strengthen site supervision and provide regular training to the workers to increase awareness of their environmental responsibilities and minimize the noise impact 	Closed

Complaint Log Ref.	EPD Log Ref.	Location	Received Date	Details of Complaint	Investigation/ Mitigation Action	Status
					to the nearby residents during working hours as well as restricted hours.	
C-002	EP3/N07/RN/21538-20	Kong Nga Po Road	22 nd September 2020	The complainant complained about the polluting effluent discharged from construction site, leading to flooding and pollution problem.	<p>According to EM&A Manual of the Project, the complaint was referred to the ET for investigation. Ad-hoc site inspections were conducted by ET and IEC to identify the source of the complaint, review the effectiveness of the Contractor’s remedial measures and the updated situation once received the complaint.</p> <p>According to the site inspection finding, no muddy effluent discharged from Portion D entrance was observed at Kong Nga Po Road. Wastewater generated from wheel washing, construction works or surface runoff was collected and treated in wastewater treatment facilities. Wastewater treatment facilities were functioning properly. No Limit Level exceedance for pH, suspended solid and chemical oxygen demand was recorded in effluent discharge monitoring.</p> <p>In order to avoid any circumstances that may lead to the complaint, ET and IEC have recommended enhancement on water quality mitigation measures. The Contractor had undertaken the follow up actions and additional mitigation measures on drainage system to minimize the water quality impact arising from the construction works as follow:</p> <ul style="list-style-type: none"> • Provision of soil berm at edge near retaining wall DAM Bay 43-46 • Setting up of wastewater treatment facilities near wheel washing bay 	Closed

Complaint Log Ref.	EPD Log Ref.	Location	Received Date	Details of Complaint	Investigation/ Mitigation Action	Status
					<ul style="list-style-type: none"> • Re-formation of haul road in Portion D • Provision of soil berm near Platform B • Increase in capacity of retention pit near Platform B • Reinforcement of soil berm near excavation area and near retaining wall at Portion D to minimize water leakage • Regular maintenance of clear U-channel which was blocked by natural debris at Kong Nga Po Road <p>Nevertheless, the Contractor was reminded to ensure the wastewater generated from construction works must comply with the condition stated in the Effluent Discharge license and enhance sediment control measure regarding storm water management to assure no muddy water is being discharged from the construction site. The environmental conditions of the site and the control of works will be continuously reviewed and monitored by the Supervisor, ET and IEC.</p>	
C-003	N/A	Kong Nga Po Road	8 th October 2020	The complainant complained about the muddy water discharged from construction site into Kong Nga Po Road during heavy rainfall. Also, he concerned if there is illegal discharge	According to the finding of <i>ad-hoc</i> site inspection, no muddy effluent discharge was observed on road surface and road drainage along the Kong Nga Po road section from construction site to the location of complaint during rainfall. Also, no direct slope surface and pathway for muddy water outflow from the site to the location of complaint was observed. Potential source of muddy water to the location of complaint is likely from	Closed

Complaint Log Ref.	EPD Log Ref.	Location	Received Date	Details of Complaint	Investigation/ Mitigation Action	Status
				and if the design of drainage system is sufficient to handle the discharge.	natural surface runoff from shrubland and grassland along the Kong Nga Po Road during heavy rainfall.	
C-004	N/A	Kong Nga Po Road	28 th October 2020	The complainant complained about the polluting effluent discharged from construction site, leading to flooding and water pollution problem.	<p>Continuous improvement works on the temporary drainage system at Project site have been conducted for water pollution control since September 2020. Regular checking were carried out by the Contractor to ensure the system is working properly. All wastewater were collected and treated to ensure discharge comply with condition stated in the Effluent Discharge Licence.</p> <p>In addition, the Contractor has taken the following mitigation measures to minimize the water quality impact arising from the construction works:</p> <ul style="list-style-type: none"> ● Regular inspection and maintenance on sediment control measure at Project site; ● <i>Ad-hoc</i> inspection on the water pollution control measures at Project site before onset of the typhoon; ● Regular maintenance record on wastewater treatment facilities; and ● Provision of vegetated filter strips at outer side of existing soil berms and slope surface to act as natural filtration for water pollution control. <p>The environmental condition of the site and the control of work will be continuously reviewed and monitored by the Supervisor, ET and IEC.</p>	

Complaint Log Ref.	EPD Log Ref.	Location	Received Date	Details of Complaint	Investigation/ Mitigation Action	Status
C-005	N/A	Slope Feature A at Kong Nga Po Road	28 th October 2020	The complainant complained about the noise generated from the construction activities at Slope Feature A that caused annoyance to his family.	<p>According to the results from regular noise monitoring, no Limit Level exceedance was recorded at sensitive receivers during the time of complaint. In addition, there was no environmental deficiency regarding construction noise impact was recorded during site inspection. In view of the above, it is considered that no adverse construction noise impact was brought to the nearby sensitive receivers due to the site works.</p> <p>Upon receipt of the complaint, the Contractor had undertaken the follow up action as follow:</p> <ul style="list-style-type: none"> • Setting up of double layers of noise barrier to block the transmission of noise from breaking point to Noise Sensitive Receivers; • Conducting internal noise monitoring to ensure the noise mitigation measures are properly implemented; and • To check and maintain the noise insulating fabric enclosed the noisy part of the breaker. <p>Nevertheless, the Contractor was reminded to fully implement the relevant noise mitigation measures according to the EM&A Manual on site , such as</p> <ul style="list-style-type: none"> • To frequently check and maintain the acoustic materials wrapped on noisy part of PME and ensure no gaps between noise barriers; • To proactively identify any potential construction noise impact to NSRs and provide sufficient mitigation measures if necessary; • To provide regular training to the workers to 	Closed

Complaint Log Ref.	EPD Log Ref.	Location	Received Date	Details of Complaint	Investigation/ Mitigation Action	Status
					<p>increase awareness of their environmental responsibilities and minimize the noise impact to the nearby residents during working hours as well as restricted hours;</p> <ul style="list-style-type: none"> To provide notification to nearby villagers in Kong Nga Po for potential noisy works at works area 	
C-006	N/A	Portion C at Kong Nga Po Road	30 th November 2020	The complainant complained about the noise nuisance from the construction activities at Portion C on Kong Nga Po Road.	No complaint investigation is required as this complaint has been withdrawn by the complainant.	Closed
C-007	N/A	Portion C at Kong Nga Po Road	30 th November 2020	The complainant complained about the muddy water discharged from construction site into nearby drainage system and some oil slicks observed at the downstream of the drainage.	No complaint investigation is required as this complaint has been withdrawn by the complainant.	Closed
C-008	EP3/N07/RN/8845-21	Near Lamp Post BD2370 at Kong Nga Po Road	19 th April 2021	The complainant complained about suspected dumping soil at nullah, causing blockage and flooding near lamp post BD2370.	<p>According to the finding of <i>ad-hoc</i> site inspection conducted by the Contractor, no excavation nor construction works were carried out by ND/2018/01 near Lamp Post BD2370. Slope excavation was carrying out at Slope Feature 3NW-C/C38, the disposal was recorded and controlled by trip ticket system.</p> <p>Existing U-channel near slope toe had been covered</p>	Closed

Complaint Log Ref.	EPD Log Ref.	Location	Received Date	Details of Complaint	Investigation/ Mitigation Action	Status
					<p>and surface runoff was guided to sedimentation tank by submersible pump. No discharge was taken place due to dry season and excavation was not a wastewater-generated activity.</p> <p>Upon receipt of the complaint, the Contractor had undertaken the follow up action as follow:</p> <ul style="list-style-type: none"> • Excavated slop had been covered by erosion mat • Strictly implemented trip ticket system to monitor the C&D waste disposal • Deployed sufficient submersible pump and wastewater treatment facilities for the surface runoff treatment 	
C-009	N/A	Kong Nga Po Road (Feature A)	22 nd October 2021	The complainant complained about noise generated from rock breaking activities at Construction Site caused nuisance to his family and the village.	<p>According to the results from regular noise monitoring, no Limit Level exceedance was recorded at the noise sensitive receivers during the construction works. In addition, there was no environmental deficiency regarding construction noise impact was recorded during site inspection.</p> <p>In addition, Contractor has also undertaken the follow up action as follow:</p> <ul style="list-style-type: none"> • The hammer of excavator had been wrapped with sound proof canvas; • Silent-up retractable noise barriers were deployed for noise mitigation measure during the rock breaking works. <p>Nevertheless, the Contractor was reminded to fully implement the relevant noise mitigation measures according to the EM&A Manual on site , such as:</p>	Closed

Complaint Log Ref.	EPD Log Ref.	Location	Received Date	Details of Complaint	Investigation/ Mitigation Action	Status
					<ul style="list-style-type: none"> ● To frequently check and maintain the acoustic materials wrapped on noisy part of PME and ensure no gaps between noise barriers; ● To proactively identify any potential construction noise impact to NSRs and provide sufficient mitigation measures if necessary; ● To provide regular training to the workers to increase awareness of their environmental responsibilities and minimize the noise impact to the nearby residents during working hours as well as restricted hours; and ● To provide notification to nearby villagers in Kong Nga Po for potential noisy works at works area. 	
C-010	N/A	Kong Nga Po Road	18 th November 2021	The complainant complained about noise and vibration generated from sheet-piling works and rock breaking works for pipe laying works at Kong Nga Po Road	<p>Noise mitigation measures have been implemented for sheet-piling works as below:</p> <ul style="list-style-type: none"> ● noisy part of sheet-piling plant has been enclosed by sound insulation materials; ● proactive environmental protection proforma has been prepared to identify the potential noise impact to NSRs and corresponding mitigation measures has been implemented; ● toolbox talk training for site engineers and frontline workers on construction noise suppression has been conducted. <p>In addition, noise mitigation measures have been implemented for rock breaking activities as below:</p> <ul style="list-style-type: none"> ● hammer of the excavator has been wrapped by 	Closed

Complaint Log Ref.	EPD Log Ref.	Location	Received Date	Details of Complaint	Investigation/ Mitigation Action	Status
					<p>soundproofing material;</p> <ul style="list-style-type: none"> ● checking and maintenance of the soundproofing material wrapped on the hammer has been implemented before operation; ● SilentUP Retractable Noise Barriers have been installed to block the noise transmission to the village of complainant; ● proactive environmental protection proforma has been prepared to identify the potential noise impact to NSRs and corresponding mitigation measures has been implemented; ● toolbox talk training for site engineers and frontline workers on construction noise suppression has been conducted; ● nearby villagers close to the rock breaking works have been informed before the commencement of the works <p>Moreover, no Limit Level exceedance was recorded at the noise sensitive receivers during the construction works. There was also no environmental deficiency regarding construction noise impact at Kong Nga Po Road was recorded during site inspection.</p> <p>However, in order to avoid the recurrence of the complaint due to the rock breaking works at Feature A works area, alternative working methods such as the use of hydraulic splitters, hydraulic jaw crushers and rock sawing will be considered for the upcoming rock breaking works.</p>	

Complaint Log Ref.	EPD Log Ref.	Location	Received Date	Details of Complaint	Investigation/ Mitigation Action	Status
					Enhancement on the noise mitigation measures such as strengthening the use of noise barriers to enclose the noise source from rock breaking works and controlling the working period to avoid continuous noisy works will also be implemented for upcoming rock breaking works.	
C-011	N/A	Kong Nga Po Road near 警察訓練學校	22 nd December 2021	The complainant complained about soil / muddy water discharging out from construction site near 警察訓練學校 at Kong Nga Po Road	<p>Internal movement of excavated materials by dump truck were carried out by ND/2018/01 at 3NW-C/C37 near Lamp Post BD2369 and RD-A near Lamp Post BD2356, and both near the Police Dog Unit and Force Search Unit Training School as mentioned in the complaint.</p> <p>The following was observed during the investigation:</p> <ul style="list-style-type: none"> • wheel washing facilities have been provided for vehicles and plants leaving the works areas; • the section before the site exits have been paved with backfall to prevent the wheel washing water from entering the public road; • frontline worker was carrying out public road washing for public cleanliness in the perspective of the general public; • no earth, mud or muddy water were deposited on roads. <p>Enhancement measures have been carried out RD-A to restore the pavement quality and further prevent the wheel washing water from entering the public road.</p>	Closed
C-012	N/A	Works Area Near Lamp Post	3 rd May 2022	The complainant complained about the following issues:	The main construction works near the complaint location as stated by the complainant was the pre-boring works at works area "S0131" from 21 April	Closed

Complaint Log Ref.	EPD Log Ref.	Location	Received Date	Details of Complaint	Investigation/ Mitigation Action	Status
		GD0460 at Kong Nga Po Road		<ul style="list-style-type: none"> - Noise from construction activities that caused nuisance to public - Vibration may cause damage to nearby structure - Suspected muddy water discharged into private drainage 	<p>2022 to 30 April 2022. Observations have been spotted during the investigation as below:</p> <p><u>Noise & Vibration</u></p> <ul style="list-style-type: none"> - Additional noise barrier has been erected for the pre-boring works to minimize the noise transmitted to the noise sensitive receiver (NSR) even the line of sight between the noise source point and the NSR was blocked by the natural barrier. <p><u>Muddy Water Discharge</u></p> <ul style="list-style-type: none"> - Wastewater Treatment Facilities has been in place and functioning to treat the wastewater generated from the pre-boring works. - discharged effluent from the wastewater treatment system for the works area “S0131” has been sampled on 25 April 2022 and the test report showed a result of Total Suspended Solid of < 1mg/L which complied with the requirement of < 30mg/L as stipulated in Discharge Licence. - no muddy water along the drainage near the complaint location was observed, the water flowing in the drainage was clean even after the heavy rainstorm on 12 May 2022. - no chemical along the drainage near the complaint location was observed. <p>The following additional measures were implemented by the Contractor:</p> <p><u>Noise & Vibration (26/4/2022)</u></p> <ul style="list-style-type: none"> - self-monitoring on noise at the NSR has been conducted and the result showed a noise level of 	

Complaint Log Ref.	EPD Log Ref.	Location	Received Date	Details of Complaint	Investigation/ Mitigation Action	Status
					<p>Leq,T = 58.7dB(A) that no exceedance of noise level from the pre-boring works.</p> <ul style="list-style-type: none"> - self-monitoring on vibration at the NSR has been conducted and the result showed a vibration level of 2.977mm/s that was far lower than the Peak Particle Velocity Limits of 15mm/s. <p><u>Muddy Water Discharge</u></p> <ul style="list-style-type: none"> - additional clearance works for the existing drainage to help to clear the soil accumulated in the drainage brought from nearby existing earth and to ensure no blockage of the drainage. 	
C-013	N/A	Works Area Near Lamp Post BD2355 at Kong Nga Po Road	23 rd June 2022	The complainant complained about vibration from construction activities that caused nuisance to a nearby Sensitive Receiver of the Police Dog Unit and Force Search Unit Training School (HKPDU)	<p>The main construction works near the HKPDU mentioned by the complainant was the pre-boring works at Works Area "RD-A". The works were commenced on 11 June 2022 and completed on 21 June 2022. The following observations were made during the investigation:</p> <ul style="list-style-type: none"> - no vibration was noticed during the site inspection at Works Area "RD-A" for the pre-boring works on 15 June 2022 - a difference in elevation (at least 3m) between the Works Area "RD-A" and the nearby Sensitive Receiver was formed after the completion of backfilling for the retaining wall system and might have already reduced the vibration transmission to the Sensitive Receiver <p>The following additional measures were implemented by the Contractor:</p>	Closed

Complaint Log Ref.	EPD Log Ref.	Location	Received Date	Details of Complaint	Investigation/ Mitigation Action	Status
					<ul style="list-style-type: none"> - self-monitoring on vibration at the nearby Sensitive Receiver was conducted on 21 June 2022 and the result showed a vibration level of 0.348 mm/s that was far lower than the Peak Particle Velocity Limits of 15mm/s - feasibility of alternative working methods to further minimize the vibration to nearby Sensitive Receivers for upcoming pre-boring works at other works area will be considered by the Contractor 	
C-014	N/A	Works Area Near Lamp Post GD0460 at Kong Nga Po Road	17 th Aug 2022	The complainant complained about the muddy surface runoff flowing from the construction site into the private lots during rainy days	<p>According to the finding of ad-hoc site inspection conducted during raining on 13 August 2022, the surface runoff was flowing from the carriageway surface and passing through Kong Nga Po Bridge works area, where had been hard paved, to the lower drainage. No muddy water generated from the construction works area was observed.</p> <p>The discharged effluent from the wastewater treatment system has been sampled on 24 July 2022 and the test report showed a result of Total Suspended Solid of < 1mg/L which complied with the requirement of < 30mg/L as stipulated in Discharge Licence.</p> <p>In addition, the suspected complaint location is an existing low-lying area even before the commencement of the construction. The water accumulation at the suspected location of complaint is considered due to the existing terrain according to the initial topographic survey records.</p>	Closed

Complaint Log Ref.	EPD Log Ref.	Location	Received Date	Details of Complaint	Investigation/ Mitigation Action	Status
					However, additional clearance works for the existing drainage would be conducted to clear the soil accumulated in the drainage brought from nearby existing earth and to ensure no blockage of the drainage.	
C-015	EP3/N07/RN/03386-23	Construction sites along the Kong Nga Po Road	7 th Feb 23	The complainant complained about the sand and mud brought onto the traffic road by the dump trucks due to improper wheel washing before leaving the construction sites along the Kong Nga Po Road.	According to the investigation, Kong Nga Po Road involves different road users besides the construction site under Contract No. ND/2018/01 including some workshops and container yards while they also have interfaces with the public traffic road and vehicle in-and-out activities. Referring to the site inspection, no sand and mud at the site exit points were observed. Wheel washing measure was provided and wheel washing has been implementing at site exit points. As a preventive measures, workers performed road washing regularly to maintain cleanliness at interfaces. Based on the site condition and observations abovementioned, the complaint is considered non-project-related.	Closed
C-016	N/A	Works area "RD-D" at Kong Nga Po Road	6 th Mar 23	The complainant complained about dust generated from construction activities without proper dust suppression measures	Site clearance and materials exportation works were conducting at the time of the complaint. The works were commenced on 2 March 2023 and completed on 8 March 2023. 1) Water spraying has been implementing at the site clearance areas during the works for dust suppression. 2) The surface maintained wet and no construction dust was observed during inspection. 3) the operator has controlled the dropping height from which the materials dropped into the dump bodies of	Closed

Complaint Log Ref.	EPD Log Ref.	Location	Received Date	Details of Complaint	Investigation/ Mitigation Action	Status
					the dump truck to a practical minimum to prevent construction dust generation. According to the video provided by the complainant, the complaint is project related.	
C-017	N/A	Works area "Feature M" at Kong Nga Po Road	16 th Mar 23	The complainant complained about dust generated from construction sites	According to the video provided by the complainant, the suspected location of complaint was the works area of Platform A under management of another contract where above the works area of Feature M under Contract No. ND/2018/01. 1) Dust was generated from works area at Platform A which is under management of another Contract. 2) Dust generated from works area at Platform A of another contract passing the works area of Feature M under Contract No. ND/2018/01 where below Platform A. 3) No construction dust was observed at works area of Feature M during inspection on 18 March 2023. 4) Regular water spraying on exposed earth surfaces has been implementing for dust suppression for the works area of Feature M under Contract No. ND/2018/01. The complaint is project related since part of the location of complaint us under Contract No. ND/2018/01.	Closed

Complaint Log Ref.	EPD Log Ref.	Location	Received Date	Details of Complaint	Investigation/ Mitigation Action	Status
C-018	EP3/N07/RN/06950-23	Works area at RD-C1 at Kong Nga Po Road	15 th Mar 23	The complainant complained about noise generated from construction activities	Sheet piles removal works under the Contract No. ND/2018/01 at works area of RD-C1 was commenced on 9 March 2023 and completed on 18 March 2023. Noise mitigation measures have been implemented during the works: 1) The view from the suspected location of complaint to noise source point of the sheet piles removal works has been blocked by the physical structure. 2) Self-monitoring on noise level at the suspected location of complaint has been conducted on 15 March 2023 during the sheet piles removal works. No Limit Level, 75B(A) exceedance was recorded.	Closed

Cumulative Complaint Log

Reporting Period	Total no. of Complaint Received
This reporting quarter	4
From 3 rd July 2020 to end of the reporting month	18

**APPENDIX J
SUMMARY OF SUCCESSFUL
PROSECUTION**

Appendix J - Summary of Successful Prosecution

Reporting Quarter: January to March 2023

Date of Successful Prosecution	Details of the Successful Prosecution	Status	Follow Up
--	--	--	--