

**Agreement No. CE 30/2018 (EP)  
Environmental Team for Kai Tak Sports Park –  
Design and Construction**

Quarterly EM&A Report (Oct 2022 – Dec 2022)

January 2023



Culture, Sports and Tourism  
Bureau  
Kai Tak Sports Park Project Office  
1/F, Block A  
Kai Tak Sports Park Site Office  
Muk Tai Street  
Kai Tak, Kowloon

**Agreement No. CE 30/2018 (EP)**  
**Environmental Team for Kai Tak Sports Park –**  
**Design and Construction**

Quarterly EM&A Report (Oct 2022 – Dec 2022)

January 2023





## Environmental Permit No. EP-544/2017

### Kai Tak Sports Park - Investigation

### Independent Environmental Checker Verification


#### Reference Document/Plan

Document/ <del>Plan</del> to be <del>Certified</del> / Verified:	Quarterly EM&A Report No. 15 (October to December 2022)
Date of Report:	19 January 2023
Date received by IEC:	19 January 2023

#### Reference EP Condition / EM&A Manual

EM&A Manual (AEIAR-204/2017)	Sections 2.5.1 (v) & 14.1.1
The ET should prepare monthly, quarterly and final EM&A reports to summarize environmental performance and to anticipate future key issues.	
The ET shall prepare baseline monitoring report, monthly EM&A reports, quarterly EM&A report and final EM&A report. They shall be submitted to the EPD in paper and electronic formats in a timely manner.	

#### IEC Verification

I hereby verify that the above referenced document/ <del>plan</del> complies with the above referenced condition of EP-544/2017/EM&A Manual.	
	
Ms Mandy To	Date: 19 January 2023
Independent Environmental Checker	

Our ref: 0500384\_IEC Verification Cert\_KTSP\_Quarterly EM&A Rpt No.15.docx



**Culture, Sports and Tourism Bureau**  
The Government of the Hong Kong Special Administrative Region  
of the People's Republic of China



**Environmental Permit No. EP- 544/2017**

**Kai Tak Sports Park – Investigation**

**Environmental Team Leader Certification**

**Reference Document /Plan**

Document/ <del>Plan</del> to be Certified:	Quarterly EM&A Report (Oct 2022 – Dec 2022)
Date of Report:	19 January 2023
Date received by ETL:	19 January 2023

**Reference EP Condition**

EM&A Manual (AEIAR-204/2017)	Sections 2.5.1 (v) & 14.1.1
------------------------------	-----------------------------

The ET should prepare monthly, quarterly and final EM&A reports to summarize environmental performance and to anticipate future key issues.

The ET shall prepare baseline monitoring report, monthly EM&A reports, quarterly EM&A report and final EM&A report. They shall be submitted to the EPD in paper and electronic formats in a timely manner.

**ETL Certification**

I hereby certify that the above reference document complies with the above referenced condition of EP-544/2017.

Mr Sunny Chan  
Environmental Team Leader

Date: 19 January 2023

# Contents

<b>Executive Summary</b>	<b>1</b>
<b>1 Project Information</b>	<b>4</b>
1.1 Project Organisation	4
1.2 Works Area and Construction Programme	4
1.3 Construction Works undertaken during the Reporting Period	5
<b>2 Summary of EM&amp;A Requirement</b>	<b>6</b>
2.1 EM&A Requirement	6
2.2 Air Quality Monitoring Parameters, Frequency and Duration	6
2.3 Air Quality Monitoring Locations	6
2.4 Action and Limit Levels for Air Quality Monitoring	7
2.5 Wind Data	7
2.6 Noise Monitoring Parameters, Frequency and Duration	8
2.7 Noise Monitoring Locations	8
2.8 Action and Limit Levels for Noise Monitoring	9
<b>3 Summary of Environmental Status</b>	<b>10</b>
3.1 Construction Works undertaken during the Reporting Period	10
3.2 Implementation Status of Environmental Mitigation Measures	10
3.3 Monitoring Results	10
3.4 Solid and Liquid Waste Management Status	11
3.5 Summary of Non-compliance Status	12
<b>4 Comments, Recommendations and Conclusion</b>	<b>14</b>
4.1 Comments	14
4.2 Recommendations	14
4.3 Conclusions	16

## Figures

Figure 2.1: Location of Air Quality Monitoring Stations

Figure 2.2: Location of Noise Monitoring Stations

## Appendices

Appendix A. Project Organization for Environmental Works

Appendix B. Location of Works Areas

Appendix C. Construction Programme

Appendix D. Event and Action Plan

Appendix E. Monitoring Data and Graphical Plots (Air Quality and Noise)

Appendix F. Wind Data

Appendix G. Waste Flow Table

Appendix H. Environmental Licences and Permits

Appendix I. Environmental Mitigation Measures Implementation Status

Appendix J. Statistics on Environmental Complaints, Notification of Summons and  
Successful Prosecutions

Appendix K. Calibration Certificate

Appendix L. Complaint Investigation Report

Tables

Table 1.1: Contact Information of Key Personnel	4
Table 1.2: Construction Works undertaken during the Reporting Period	5
Table 2.1: Air Quality Monitoring Parameters, Frequency and Duration	6
Table 2.2: Detail of Proposed Monitoring Station	6
Table 2.3: Construction Dust Monitoring Locations	6
Table 2.4: Temporary Construction Dust Monitoring Location	7
Table 2.5: Action and Limit Levels for 1-hour TSP	7
Table 2.6: Noise Monitoring Parameters, Frequency and Duration	8
Table 2.7: Detail of Proposed Noise Monitoring Location	8
Table 2.8: Construction Noise Monitoring Locations	8
Table 2.9: Temporary Construction Noise Monitoring Location	9
Table 2.10: Action and Limit Level for Construction Noise	9
Table 3.1: Construction Works undertaken during the Reporting Period	10
Table 3.2: Summary of Site Inspection and Landscape Audit during the Reporting Period	10
Table 3.3: Summary of 1-hour TSP Monitoring Results during the Reporting Period	11
Table 3.4: Summary of Construction Noise Monitoring Results during the Reporting Period	11
Table 3.5: Comparison of Estimated Amount and Actual Amount of Waste Generated during the Reporting Period	11
Table D.1: Event and Action Plan for Construction Air Quality (Action Level)	
Table D.2: Event and Action Plan for Construction Air Quality (Limit Level)	
Table D.3: Event and Action Plan for Construction Noise	
Table H.1: Summary of Environmental Licences and Permits Status (KTSP)	
Table H.2: Summary of Environmental Licences and Permits Status (H/O Development)	
Table J.1: Statistics on Environmental Complaints, Notifications of Summons and Successful Prosecutions	



# Executive Summary

This is the 15<sup>th</sup> Quarterly Environmental Monitoring & Audit (EM&A) Report for the construction phase of the Kai Tak Sports Park (KTSP) Project which summaries findings of the EM&A programme during the reporting period from 1 October 2022 to 31 December 2022 (the “reporting period”) under the Environmental Permit (No. EP-544/2017) requirement.

## Environmental Monitoring and Audit Progress

The monthly EM&A programme was implemented by Environmental Team (ET) in accordance with the approved EM&A Manual. A summary of the EM&A activities during the reporting period is presented below:

Activities	Locations	Dates
Air quality impact monitoring (1-hour TSP)	AMS1-T*, AMS2, AMS4	3*, 7*, 13*, 19*, 25*, 31* Oct 2022 4*, 10*, 16*, 22*, 28* Nov 2022 2*, 8*, 14*, 20*, 24*, 30* Dec 2022
Noise impact monitoring (L <sub>eq</sub> (30 min))	NMS1-T*, NMS2, NMS4	3*, 13*, 19*, 25*, 31* Oct 2022 10*, 16*, 22*, 28* Nov 2022 8*, 14*, 20*, 30* Dec 2022
Weekly environmental site inspections	Kai Tak Sports Park Project Site	5, 12, 19, 25 Oct 2022 1, 9, 16, 22, 30 Nov 2022 7, 14, 20, 28 Dec 2022
Bi-weekly landscape and visual site inspections	Kai Tak Sports Park Project Site	5, 19 Oct 2022 9, 22 Nov 2022 7, 20 Dec 2022

**\*Note:**

During the reporting period, monitoring station, Hong Kong Society for the Blind Workshop (AMS1 and NMS1), was no longer open for impact monitoring from 1 September 2022, due to relocation of the Hong Kong Society for the Blind Workshop.

Agriculture, Fisheries and Conservation Department Kowloon Animal Management Centre (AMS1-T and NMS1-T) were proposed to conduct dust monitoring and noise impact monitoring during the reporting period.

Details of temporary alternative monitoring locations are presented in Temporary Alternative Proposal for Monitoring Station as proposed by ET and agreed by IEC dated 6 January 2021.

## Breaches of Action and Limit Levels

### Air Quality

No Action and Limit Level exceedances of 1-hour TSP level was recorded at AMS1-T, AMS2 and AMS4 during the reporting period.

### Noise

Two noise related complaints were received during the reporting period. Two Action Level exceedances for noise were triggered during the reporting period.

No Limit Level exceedances of noise at NMS1-T, NMS2 and NMS4 was recorded during the reporting period.

## Complaint Log

There were two complaints received in relation to the environmental impact during the reporting period.

### Summary of Complaints in the Reporting Month

Date of Notification from EPD	Date of Complaint	Description of Complaint	Recommendations / Actions	Close-Out Date / Status
26 Oct 2022	25 Oct 2022	<p>- Complaint of noisy site work in the morning causing nuisance to K.SUMMIT on weekdays and on Sundays</p> <p>- Please ensure the works fulfill the relevant environmental legislation and conditions stipulated in the valid construction noise permit.</p> <p>- Please take necessary measures to minimize the environmental nuisance arising from the construction site.</p>	<p>1. Power Mechanical Equipment with Quality Power Mechanical Equipment (QPME) labels were used at site to lower the noise nuisance to the nearby residents.</p> <p>2. Site Frontline Staffs and subcontractors had been encouraged to start any powered mechanical equipment at 07:15 and only if necessary.</p> <p>3. Notice was provided to all subcontractors to follow the latest Construction Noise Permit Requirement.</p> <p>4. Implementation of noise mitigation measures recommended in EIA's Environmental Mitigation Implementation Schedule.</p>	31 Oct 2022
21 Dec 2022	19 Dec 2022	<p>- Complaint of noise arising from construction work of the Sports Park in early daytime and at nights, especially between 07:00-08:00, affecting the residents of Grand Waterfront.</p> <p>- Please ensure the works fulfill the relevant environmental legislation and conditions stipulated in the valid construction noise permit.</p>	<p>1. Power Mechanical Equipment with Quality Power Mechanical Equipment (QPME) labels were used at site to lower the noise nuisance to the nearby residents.</p> <p>2. Subcontractors had been encouraged to start any powered mechanical equipment at 07:15 and only if necessary.</p> <p>3. Notice was provided to all</p>	30 Dec 2022

Date of Notification from EPD	Date of Complaint	Description of Complaint	Recommendations / Actions	Close-Out Date / Status
		- Please take necessary measures to minimize the environmental nuisance arising from the construction site, such as deferring noisy work in early hours as far as possible.	subcontractors to follow the latest Construction Noise Permit Requirement. 4. Implementation of noise mitigation measures recommended in EIA's Environmental Mitigation Implementation Schedule	

**Notifications of Summons and Successful Prosecutions**

There were no notifications of summons or prosecutions received during this reporting period.

**Reporting Changes**

There was no reporting change during the reporting period.

# 1 Project Information

## 1.1 Project Organisation

The organisation chart and lines of communication with respect to the on-site environmental management structure of the key personnel are shown in **Appendix A**. The key personnel contact names and numbers are summarized in **Table 1.1**.

**Table 1.1: Contact Information of Key Personnel**

Party	Position	Name	Telephone	Fax
Project Proponent (Home Affairs Bureau)	Project Director (Sports Park)	Edwin Wong	3586 3403	3586 0591
Supervising Officer's Representative (Home Affairs Bureau)	Senior Engineer	Keith Man	3586 3149	3586 0591
Environmental Team (Mott MacDonald Hong Kong Limited)	Environmental Team Leader	Sunny Chan	2828 5962	2827 1823
	Deputy Environmental Team Leader	Ken Wong	2828 5757	2827 1823
Independent Environmental Checker (ERM Hong Kong Limited)	Independent Environmental Checker	Mandy To	2271 3000	3015 8052
Contracted Party (Kai Tak Sports Park Limited)	Assistant Contract Manager	Eric Chung	3552 5003	2845 9295
	Environmental Officer	Gary Yim	3552 5013	3552 5099
<b>Hotel and Office Development</b>				
Project Manager (Sanon Limited)	Senior Group Project Director	David Lee	2910 8368	2815 9949
	Project Manager	William Chan	2910 8363	2815 9949
Project Architect (P&T Architects & Engineers Limited)	Project Architect	Patrick Chan	2832 7205	-
Contractor (Hip Hing Construction Co. Ltd.)	Project Manager	Ian Ku	6099 9686	-
24-hour Community Liaison Hotline	-	-	5587 6112	-

## 1.2 Works Area and Construction Programme

The construction works commenced on 8 April 2019. The works area of the Project is shown in **Appendix B**. The Construction Works Programme of the Project is provided in **Appendix C**.

### 1.3 Construction Works undertaken during the Reporting Period

A summary of construction activities undertaken during this reporting period is presented below:

**Table 1.2: Construction Works undertaken during the Reporting Period**

October 2022	November 2022	December 2022
<b>KTSP</b>		
<ul style="list-style-type: none"> <li>• Rebar fixing;</li> <li>• Mobilization and lifting;</li> <li>• Concreting;</li> <li>• Excavation; and</li> <li>• Main Stadium pre-cast material delivery.</li> </ul>	<ul style="list-style-type: none"> <li>• Rebar fixing;</li> <li>• Mobilization and lifting;</li> <li>• Concreting;</li> <li>• Excavation; and</li> <li>• Main Stadium pre-cast material delivery.</li> </ul>	<ul style="list-style-type: none"> <li>• Rebar fixing;</li> <li>• Mobilization and lifting;</li> <li>• Concreting;</li> <li>• Excavation; and</li> <li>• Main Stadium pre-cast material delivery.</li> </ul>
<b>H/O Development</b>		
<ul style="list-style-type: none"> <li>• Excavation;</li> <li>• Rebar fixing; and</li> <li>• Concreting.</li> </ul>	<ul style="list-style-type: none"> <li>• Excavation;</li> <li>• Rebar fixing; and</li> <li>• Concreting.</li> </ul>	<ul style="list-style-type: none"> <li>• Excavation;</li> <li>• Rebar fixing; and</li> <li>• Concreting.</li> </ul>

## 2 Summary of EM&A Requirement

### 2.1 EM&A Requirement

In accordance with the EM&A Manual of the Project, the EM&A programme was established to assure compliance with the standards and predictions in the EIA study involving the construction and operation of the Project. The environmental performance was routinely monitored and audited for evaluating the effectiveness of the recommended mitigation measures or remedial action. Impact air quality and noise monitoring were required for the Project.

#### Air Quality

### 2.2 Air Quality Monitoring Parameters, Frequency and Duration

**Table 2.1** summarises the monitoring parameters, frequency and duration of impact air quality monitoring.

**Table 2.1: Air Quality Monitoring Parameters, Frequency and Duration**

Parameter	Frequency and Duration
1-hour TSP	3 times every six-days

### 2.3 Air Quality Monitoring Locations

According to the EM&A Manual, a total of five air quality monitoring stations were identified for impact monitoring. Of these, two air quality sensitive receivers AMS3 and AMS5 are planned residential use and were currently not available for impact monitoring during the reporting period.

Monitoring station AMS4, the originally planned residential use at Kai Tak Area 1K Site 3 (i.e. The Henley) has been in occupation in July 2022. The detail of the proposed monitoring station is shown as follow:

**Table 2.2: Detail of Proposed Dust Monitoring Station**

Monitoring Station	Description in EM&A Manual	Proposed Monitoring Station
AMS4	Kai Tak Area 1K Site 3 (1K3) (residential use)	Rooftop of Retail Building in front of The Henley

**Table 2.3** describes the impact air quality monitoring stations and **Figure 2.1** shows their locations.

**Table 2.3: Construction Dust Monitoring Locations**

Monitoring Station	Location	Status
AMS1	Hong Kong Society for the Blind Workshop, Roof Floor	Existing Air Sensitive Receiver
AMS2	Sky Tower, Podium of Tower 7	Existing Air Sensitive Receiver
AMS4	Retail Building in front of The Henley, Rooftop	Existing Air Sensitive Receiver
AMS3	Kai Tak Area 2B Site 4 (2B4) (residential use)	Planned Air Sensitive Receiver
AMS5	Kai Tak Area 1L Site 3 (1L3) (residential use)	Planned Air Sensitive Receiver

During the reporting period, monitoring station AMS1 was no longer open for impact monitoring from 1 September 2022, due to relocation of the Hong Kong Society for the Blind Workshop.

Temporary air quality monitoring station, AMS1-T, was used to conduct dust monitoring in September 2022. Details of temporary alternative monitoring locations are presented in Temporary Alternative Proposal for Monitoring Station as proposed by ET and agreed by IEC dated 6 January 2021.

The details of temporary monitoring station are described in **Table 2.4** and the location of temporary monitoring station is shown in **Figure 2.1**.

**Table 2.4: Temporary Construction Dust Monitoring Location**

Monitoring Station	Location	Status
AMS1-T	Agriculture, Fisheries and Conservation Department Kowloon Animal Management Centre, 102 Sung Wong Toi Road	Existing Air Sensitive Receiver

## 2.4 Action and Limit Levels for Air Quality Monitoring

The Action and Limit Levels for 1-hr TSP are provided in **Table 2.5**.

**Table 2.5: Action and Limit Levels for 1-hour TSP**

Monitoring Station	Action Level, $\mu\text{g}/\text{m}^3$	Limit Level, $\mu\text{g}/\text{m}^3$
AMS1 – Hong Kong Society for the Blind Workshop, Roof Floor	283	500
AMS2 – Sky Tower, Podium of Tower 7	280	500
AMS3 - Kai Tak Area 2B Site 4 (2B4) (residential use)	287*	500
AMS4 - Kai Tak Area 1K Site 3 (1K3) (residential use)	287*	500
AMS5 - Kai Tak Area 1L Site 3 (1L3) (residential use)	287*	500

\*Remarks: the Action Level for AMS3, AMS4 and AMS5 were derived from an alternative monitoring station AMS3-4-5 during the baseline monitoring.

The event and action plan is provided in **Appendix D**.

## 2.5 Wind Data

Wind data at Kai Tak automatic weather station collected from the Hong Kong Observatory (HKO) were used for the air quality monitoring for recording wind speed and wind direction. It is considered that the wind data obtained at the existing Kai Tak wind station are representative of the Project area and could be used for undertaking the construction phase baseline and impact air quality monitoring programme for the Project.

The detail of the wind data is shown in **Appendix F**.

## Noise

### 2.6 Noise Monitoring Parameters, Frequency and Duration

**Table 2.6** summarises the monitoring parameters, frequency and duration of impact noise monitoring.

**Table 2.6: Noise Monitoring Parameters, Frequency and Duration**

Parameter	Frequency and Duration
30-minutes measurement at each monitoring station between 0700 and 1900 on normal weekdays (Monday to Saturday). L <sub>eq</sub> , L <sub>10</sub> and L <sub>90</sub> would be recorded.	At least once per week

### 2.7 Noise Monitoring Locations

According to the approved EM&A Manual, a total of seven noise monitoring stations were identified for the impact monitoring locations. Of these, four noise sensitive receivers NMS1A, NMS2A, NMS3 and NMS5 are planned residential use and were currently not available for impact monitoring during the reporting period.

Monitoring station NMS4, the originally planned residential use at Kai Tak Area 1K Site 3 (i.e. The Henley) has been in occupation in July 2022. The detail of the proposed monitoring stations are shown as follow:

**Table 2.7: Detail of Proposed Noise Monitoring Location**

Monitoring Station	Description in EM&A Manual	Proposed Monitoring Station
NMS4	Kai Tak Area 1K Site 3 (1K3) (residential use)	Rooftop of Retail Building in front of The Henley (Façade Measurement)

**Table 2.8** describes the details of the monitoring stations and **Figure 2.2** shows the locations of noise monitoring stations.

**Table 2.8: Construction Noise Monitoring Locations**

Monitoring Station	Location Description	Status
NMS1	Hong Kong Society for the Blind Workshop, Roof Floor	Existing Noise Sensitive Receiver
NMS2	Sky Tower, Podium of Tower 7	Existing Noise Sensitive Receiver
NMS4	Retail Building in front of The Henley, Rooftop	Existing Noise Sensitive Receiver
NMS1A	Sung Wong Toi Road Public Housing Site	Planned Noise Sensitive Receiver
NMS2A	Sung Wong Toi Road CDA Site (mixed use)	Planned Noise Sensitive Receiver
NMS3	Kai Tak Area 2B Site 4 (2B4) (residential use)	Planned Noise Sensitive Receiver
NMS5	Kai Tak Area 1L Site 3 (1L3) (residential use)	Planned Noise Sensitive Receiver



During the reporting period, monitoring station NMS1 was no longer open for impact monitoring from 1 September 2022, due to relocation of the Hong Kong Society for the Blind Workshop.

Temporary noise monitoring station, NMS1-T, was used to conduct noise monitoring from September 2022. Details of temporary alternative monitoring locations are presented in Temporary Alternative Proposal for Monitoring Station as proposed by ET and agreed by IEC dated 6 January 2021. The details of temporary monitoring station are described in **Table 2.9** and the location of noise monitoring station is shown in **Figure 2.2**

**Table 2.9: Temporary Construction Noise Monitoring Location**

Monitoring Station	Location Description	Status	Type of Measurement
NMS1-T	Agriculture, Fisheries and Conservation Department Kowloon Animal Management Centre, 102 Sung Wong Toi Road	Existing Noise Sensitive Receiver	Façade

### Action and Limit Levels for Noise Monitoring

The Action and Limit Levels for construction noise are defined in **Table 2.10**

**Table 2.10: Action and Limit Level for Construction Noise**

Monitoring Station	Time Period	Action Level	Limit Level
NMS1 NMS2 NMS4	0700 – 1900 hours on normal weekdays	When one documented complaint is received	75 dB(A)

The event and action plan is provided in **Appendix D**.

## 3 Summary of Environmental Status

### 3.1 Construction Works undertaken during the Reporting Period

A summary of construction activities undertaken during this reporting period is presented below:

**Table 3.1: Construction Works undertaken during the Reporting Period**

October 2022	November 2022	December 2022
<b>KTSP</b>		
<ul style="list-style-type: none"> <li>• Rebar fixing;</li> <li>• Mobilization and lifting;</li> <li>• Concreting;</li> <li>• Excavation; and</li> <li>• Main Stadium pre-cast material delivery.</li> </ul>	<ul style="list-style-type: none"> <li>• Rebar fixing;</li> <li>• Mobilization and lifting;</li> <li>• Concreting;</li> <li>• Excavation; and</li> <li>• Main Stadium pre-cast material delivery.</li> </ul>	<ul style="list-style-type: none"> <li>• Rebar fixing;</li> <li>• Mobilization and lifting;</li> <li>• Concreting;</li> <li>• Excavation; and</li> <li>• Main Stadium pre-cast material delivery.</li> </ul>
<b>H/O Development</b>		
<ul style="list-style-type: none"> <li>• Excavation;</li> <li>• Rebar fixing; and</li> <li>• Concreting.</li> </ul>	<ul style="list-style-type: none"> <li>• Excavation;</li> <li>• Rebar fixing; and</li> <li>• Concreting.</li> </ul>	<ul style="list-style-type: none"> <li>• Excavation;</li> <li>• Rebar fixing; and</li> <li>• Concreting.</li> </ul>

### 3.2 Implementation Status of Environmental Mitigation Measures

Regular site inspections and audits were carried out to monitor the implementation of proper environmental pollution control mitigation measures for the Project. **Table 3.2** shows the summary of site inspection and audit conducted during the reporting period.

**Table 3.2: Summary of Site Inspection and Landscape Audit during the Reporting Period**

Activities	Locations	Dates
Weekly environmental site inspections	Kai Tak Sports Park Project Site	5, 12, 19, 25 Oct 2022 1, 9, 16, 22, 30 Nov 2022 7, 14, 20, 28 Dec 2022
Bi-weekly landscape and visual site inspections	Kai Tak Sports Park Project Site	5, 19 Oct 2022 9, 22 Nov 2022 7, 20 Dec 2022

A summary of the environmental mitigation measures implementation status is presented in **Appendix I**. Most of the necessary mitigation measures were implemented properly. A summary of the environmental licenses and permits is presented in **Appendix H**.

### 3.3 Monitoring Results

The monitoring results for 1-hour TSP at AMS1, AMS1-T, AMS2, and AMS4 are summarized in **Table 3.3**. Detailed impact air quality monitoring results are presented in **Appendix E**. The calibration certificate for the dust meter used during monitoring is shown in **Appendix K**.

**Table 3.3: Summary of 1-hour TSP Monitoring Results during the Reporting Period**

Monitoring Station	Average, $\mu\text{g}/\text{m}^3$	Min, $\mu\text{g}/\text{m}^3$	Max, $\mu\text{g}/\text{m}^3$	Action Level, $\mu\text{g}/\text{m}^3$	Limit Level, $\mu\text{g}/\text{m}^3$
AMS1, AMS1-T	44	29	61	283	500
AMS2	42	25	66	280	500
AMS4	40	21	66	287	500

There was no Action and Limit Level exceedance of 1-hr TSP level recorded at station AMS1, AMS1-T, AMS2 and AMS4 by the ET during the reporting period.

The monitoring results for construction noise are summarized in **Table 3.4**. Detailed impact noise monitoring results and relevant graphical plots are presented in **Appendix E**. The calibration certificate for the noise meter used during monitoring is shown in **Appendix K**.

**Table 3.4: Summary of Construction Noise Monitoring Results during the Reporting Period**

Monitoring Station	Measured Noise Level $L_{eq}$ (30 mins), dB(A)			Limit Level
	Average	Min	Max	
NMS1, NMS1-T	71	68	75	75
NMS2	70	69	71	75
NMS4	66	65	69	75

No noise exceedances were recorded at stations NMS1, NMS1-T, NMS2 and NMS4 by the ET during the reporting period.

### 3.4 Solid and Liquid Waste Management Status

The summary of waste flow table during the reporting period is detailed in **Appendix G**.

The comparison of estimated amount of waste generated for construction of the Project and actual amount generated during the reporting period is showed in **Table 3.5**.

Mitigation measures recommended in EIA Report were implemented by the Contractor as far as practicable and were considered effective in reducing the total quantity of waste generated during the reporting period.

**Table 3.5: Comparison of Estimated Amount and Actual Amount of Waste Generated during the Reporting Period**

Type of Waste	Estimated Amount for the Project in the EIA ( $\text{m}^3$ )	Actual Amount during Reporting Period (000kg)	Actual Amount during Reporting Period* ( $\text{m}^3$ )
Inert C&D materials (or public fills) to be disposed of	447,464	47,223	36,325
Non-inert C&D materials (or C&D waste) to be disposed of	68,110	7,260	9,075
Total C&D material of the Project	515,574	54,483	45,400

\*Note:

Assumed Inert C&D waste density = 1,300 kg/m<sup>3</sup>

Assumed Non-inert C&D waste density = 800 kg/m<sup>3</sup>

### 3.5 Summary of Non-compliance Status

#### Exceedances

##### Air Quality

No Action and Limit Level exceedances of 1-hour TSP level was recorded at AMS1-T, AMS2 and AMS4 during the reporting period.

##### Noise

Two noise related complaints were received during the reporting period. Two Action Level exceedances for noise were triggered during the reporting period.

No Limit Level exceedances of noise at NMS1-T, NMS2 and NMS4 was recorded during the reporting period.

#### Complaints

There was two complaints received in relation to the environmental impact during the reporting period. Summary of complaints during the reporting period are presented in **Table 3.6**.

**Table 3.6: Summary of Complaints during the Reporting Period**

Date of Notification from EPD	Date of Complaint	Description of Complaint	Recommendations / Actions	Close-Out Date / Status
26 Oct 2022	25 Oct 2022	- Complaint of noisy site work in the morning causing nuisance to K.SUMMIT on weekdays and on Sundays - Please ensure the works fulfill the relevant environmental legislation and conditions stipulated in the valid construction noise permit. - Please take necessary measures to minimize the environmental nuisance arising from the construction site.	1. Power Mechanical Equipment with Quality Power Mechanical Equipment (QPME) labels were used at site to lower the noise nuisance to the nearby residents. 2. Site Frontline Staffs and subcontractors had been encouraged to start any powered mechanical equipment at 07:15 and only if necessary. 3. Notice was provided to all subcontractors to follow the latest Construction Noise Permit Requirement. 4. Implementation of noise mitigation measures recommended in	31 Oct 2022

Date of Notification from EPD	Date of Complaint	Description of Complaint	Recommendations / Actions	Close-Out Date / Status
21 Dec 2022	19 Dec 2022	<p>- Complaint of noise arising from construction work of the Sports Park in early daytime and at nights, especially between 07:00-08:00, affecting the residents of Grand Waterfront.</p> <p>- Please ensure the works fulfill the relevant environmental legislation and conditions stipulated in the valid construction noise permit.</p> <p>- Please take necessary measures to minimize the environmental nuisance arising from the construction site, such as deferring noisy work in early hours as far as possible.</p>	<p>EIA's Environmental Mitigation Implementation Schedule.</p> <ol style="list-style-type: none"> <li>1. Power Mechanical Equipment with Quality Power Mechanical Equipment (QPME) labels were used at site to lower the noise nuisance to the nearby residents.</li> <li>2. Subcontractors had been encouraged to start any powered mechanical equipment at 07:15 and only if necessary.</li> <li>3. Notice was provided to all subcontractors to follow the latest Construction Noise Permit Requirement.</li> <li>4. Implementation of noise mitigation measures recommended in EIA's Environmental Mitigation Implementation Schedule</li> </ol>	30 Dec 2022

**Notification of Summons and Successful Prosecution**

No notification of summons or prosecutions was received during the reporting period.

Statistics on notifications of summons and successful prosecutions are summarized in **Appendix J**.

## 4 Comments, Recommendations and Conclusion

### 4.1 Comments

Mitigation measures in the EM&A Manual were implemented during the reporting period. The weekly environmental site inspections ensured that all the environmental mitigation measures recommended were effectively implemented. Based on observation from the site inspections, landscape audits, and the air quality and noise impact monitoring results recorded, it was considered that mitigation measures were effective and efficient in controlling the potential impacts due to construction of the project during the reporting period.

### 4.2 Recommendations

During the reporting period, the following recommendations were provided:

#### October 2022

##### *KTSP*

- The contractor was reminded to store general refuse properly in enclosed rubbish bin.
- The contractor was reminded to provide drip trays for chemical containers on site.
- The contractor was reminded to provide temporary water pump to clear the stagnant water.
- The contractor was reminded to provide water spraying regularly to maintain wet surface.
- The contractor was reminded to store the construction waste and general refuse properly.
- The contractor was reminded to adjust the pH setting for the wastewater treatment plant.
- The contractor was reminded to store general refuse properly and clear the construction waste regularly.
- The contractor was reminded to provide covering for the stockpiles on site.
- The contractor was reminded to provide covering for the cement stack.

##### *H/O Development*

- The contractor was reminded to provide water spraying to maintain wet surface.
- The contractor was reminded to provide temporary water pump if necessary.
- The contractor was reminded to provide covering for the stockpiles on site.
- The contractor was reminded to provide water spraying during the breaking work.
- The contractor was reminded to provide covering for the cement stack.

#### November 2022

##### *KTSP*

- The contractor was reminded to provide covering for the cement stack.
- The contractor was reminded to provide drip tray for the chemical containers on site.
- The contractor was reminded to fix the display screen.
- The contractor was reminded to clear the stagnant water in the drip tray.
- The contractor was reminded to clear the general refuse and dispose of the general refuse properly.

- The contractor was reminded to provide covered rubbish bin.
- The contractor was reminded to clear the construction waste regularly.
- The contractor was reminded to maintain good housekeeping to handle dusty materials properly.
- The contractor was reminded to provide covered recycling bins.
- The contractor was reminded to store general refuse properly to avoid contamination.
- The contractor was reminded to provide temporary water pump to clear the stagnant water.

#### *H/O Development*

- The contractor was reminded to clear the general refuse and dispose of the general refuse properly.
- The contractor was reminded to provide water spraying to maintain wet surface.
- The contractor was reminded to provide temporary water pump to clear the stagnant water.
- The contractor was reminded to dispose of the general refuse properly to avoid contamination.
- The contractor was reminded to store general refuse separately to avoid contamination.
- The container was reminded to provide drip tray for the chemical container.
- The contractor was reminded to provide covering for the stockpile on site.

### **December 2022**

#### *KTSP*

- The contractor was reminded to provide drip tray for the chemical container on site.
- The contractor was reminded to provide covering of the cement stack on site.
- The contractor was reminded to provide covered rubbish bin on site.
- The contractor was reminded to dispose of the general refuse properly.
- The contractor was reminded to provide cover for the recycling bin.
- The contractor was reminded to provide water spraying to maintain wet surface.
- The contractor was reminded to provide new NRMM label.
- The contractor was reminded to store the chemical container on the drip tray properly.

#### *H/O Development*

- The contractor was reminded to dispose the general refuse properly to avoid contamination.
- The contractor was reminded to provide covering for the stockpile on site.
- The contractor was reminded to provide cover for the rubbish bin for proper storage of general refuse.
- The contractor was reminded to provide covering for the cement stack.
- The contractor was reminded to provide water spraying during breaking work.

Review of the effectiveness and efficiency of the EM&A programme will be continued, and recommendations will be provided to remediate any potential impacts due to the project and to improve the EM&A programme if deficiencies of the existing EM&A programme are identified.

## 4.3 Conclusions

### General

The construction works for the Project commenced on 8 April 2019. This is the 15<sup>th</sup> Quarterly EM&A Report for the Project summarises findings of the EM&A works during the reporting period from 1 October 2022 to 31 December 2022. (the “reporting period”).

### Breaches of Action and Limit Levels

#### Air Quality

No Action and Limit Level exceedances of 1-hour TSP level was recorded at AMS1-T, AMS2 and AMS4 during the reporting period.

#### Noise

Two noise related complaints were received during the reporting period. Two Action Level exceedances for noise were triggered during the reporting period.

No Limit Level exceedances of noise at NMS1-T, NMS2 and NMS4 was recorded during the reporting period.

### Environmental Site Inspections

Environmental site inspections were carried out thirteen times during the reporting period. Recommendations on remedial actions were given to the Contracted Party for the deficiencies identified during the site inspections.

### Complaints

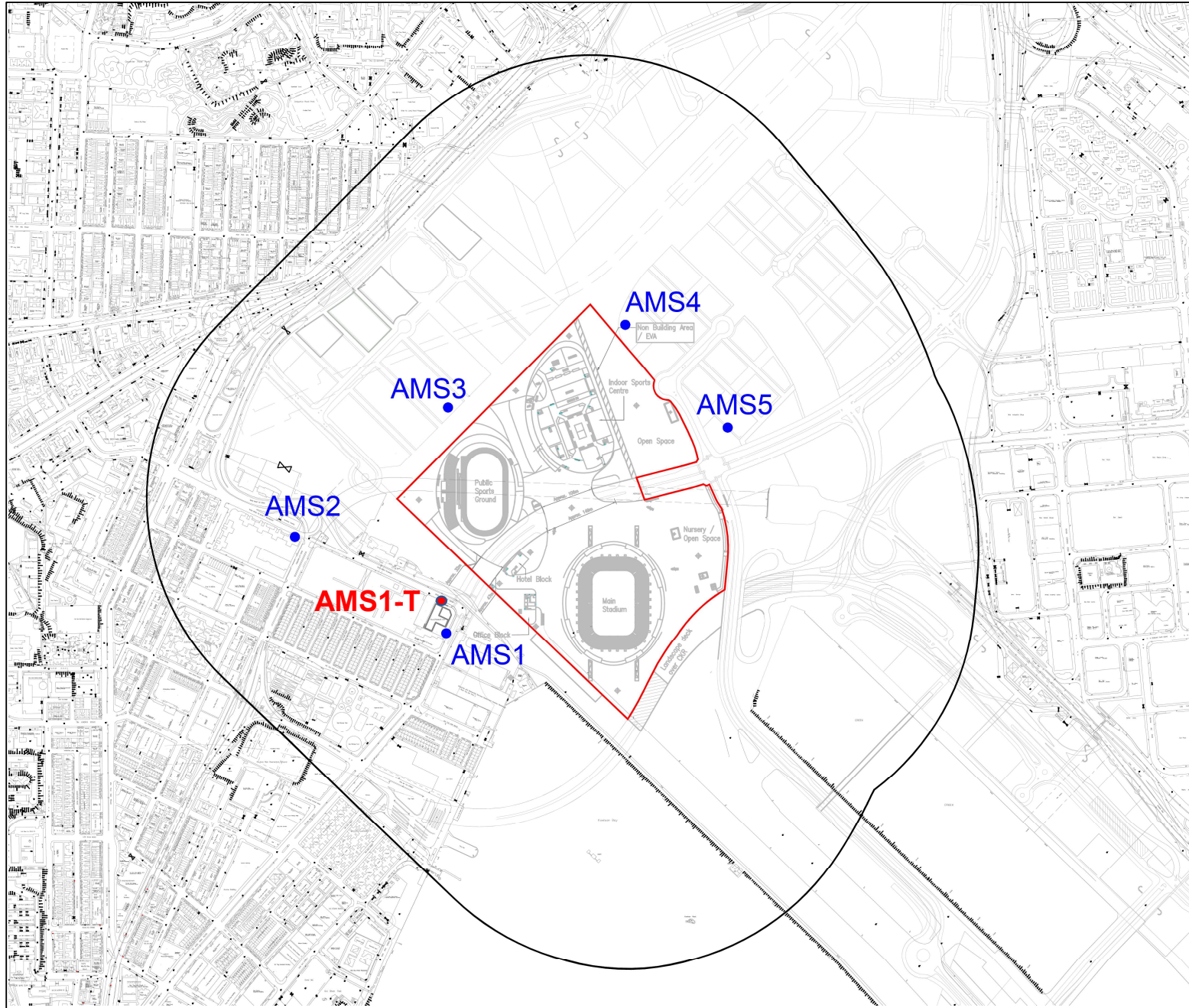
There were two complaints received in relation to the environmental impact during the reporting period.

### Notifications of Summons and Successful Prosecutions

There were no notifications of summons or prosecutions received during the reporting period.



# Figures



Key Plan

Notes:

1. ALL LEVELS ARE METRES TO PRINCIPAL DATUM (PD) UNLESS NOTED OTHERWISE.
2. ALL CO-ORDINATES REFER TO HONG KONG (1980) METRIC GRID CO-ORDINATES SYSTEM.
3. PIPE AND BOX OR RISE SIZES ARE SHOWN IN MILLIMETERS.

Key to symbols:

**LEGEND:**

- Project Site
- 500m from Site Boundary
- AMS1 Air Monitoring Station 1
- AMS1-T Temporary Air Monitoring Station

Rev	Date	Drawn	Description	Ch'k'd	App'd

**M M**  
MOTT  
MACDONALD

3/F, Maritime Bay Phase  
348 Kwun Tong Road  
Kwun Tong, Kowloon  
Hong Kong  
T: +852 2828 5757  
F: +852 2821 1823  
W: mottmac.com

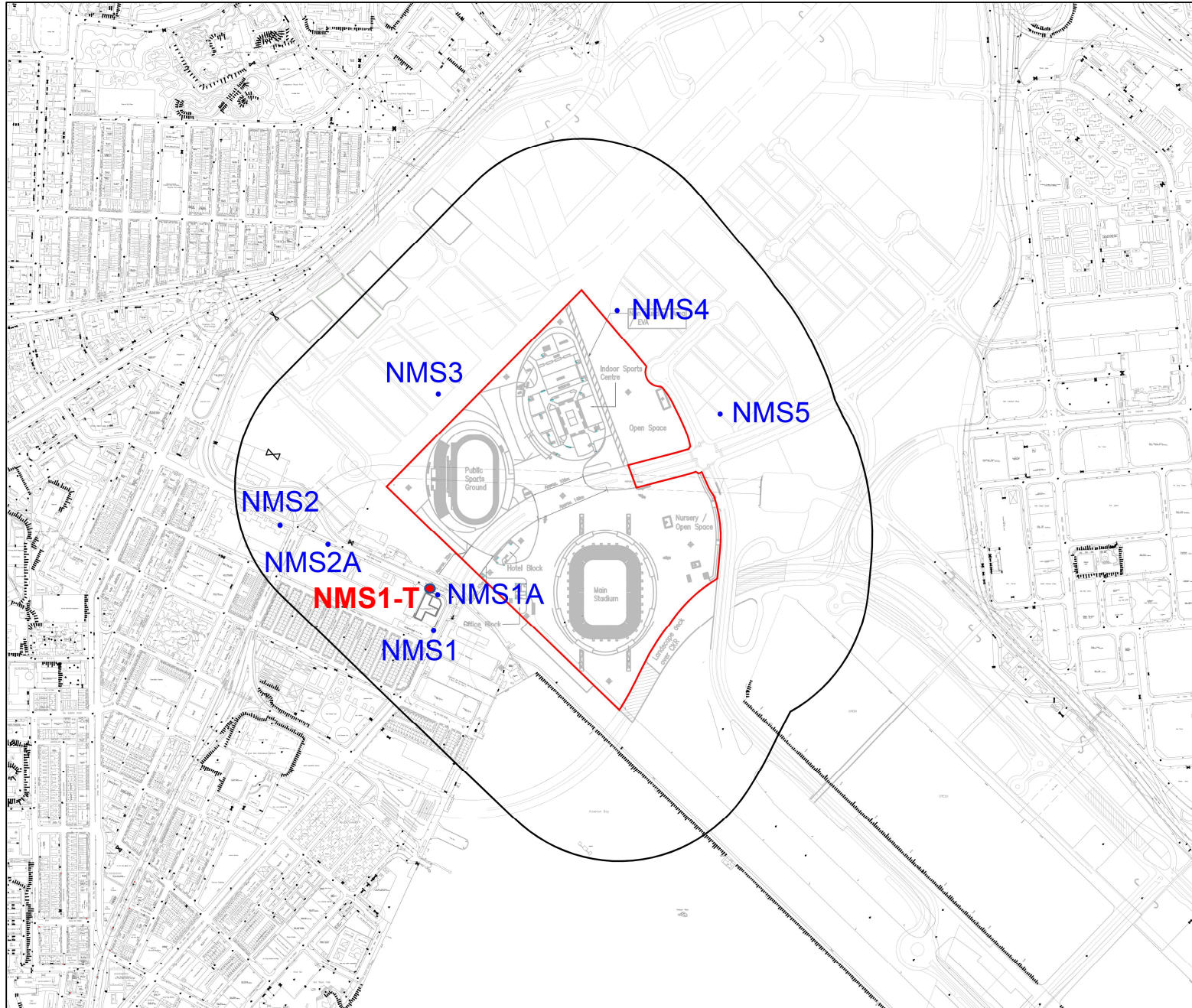
Client

Project

Title  
**Figure 2.1  
Location of Air Quality  
Monitoring Stations**

Designed		Eng check	
Drawn		Coordination	
Dwg check		Approved	
Scale at A3	Status		Rev

Drawing Number



Key Plan

Notes:

1. ALL LEVELS ARE METRES TO PRINCIPAL DATUM (PD) UNLESS NOTED OTHERWISE.
2. ALL CO-ORDINATES REFER TO HONG KONG (1980) METRIC GRID CO-ORDINATES SYSTEM.
3. PIPE AND BOX OR KEY SIZES ARE SHOWN IN MILLIMETERS.

Key to symbols:

**LEGEND:**

- Project Site
- 300m from Site Boundary
- NMS1 Construction Noise Monitoring Station 1
- NMS1-T Temporary Noise Monitoring Station

Rev	Date	Drawn	Description	Ch'k'd	App'd

**M M**  
**MOTT MACDONALD**

3/F, Maritime Bay Phase  
 348 Kwun Tong Road  
 Kwun Tong, Kowloon  
 Hong Kong  
 T: +852 2828 5757  
 F: +852 2821 1823  
 W: mottmac.com

Client

Project

Title

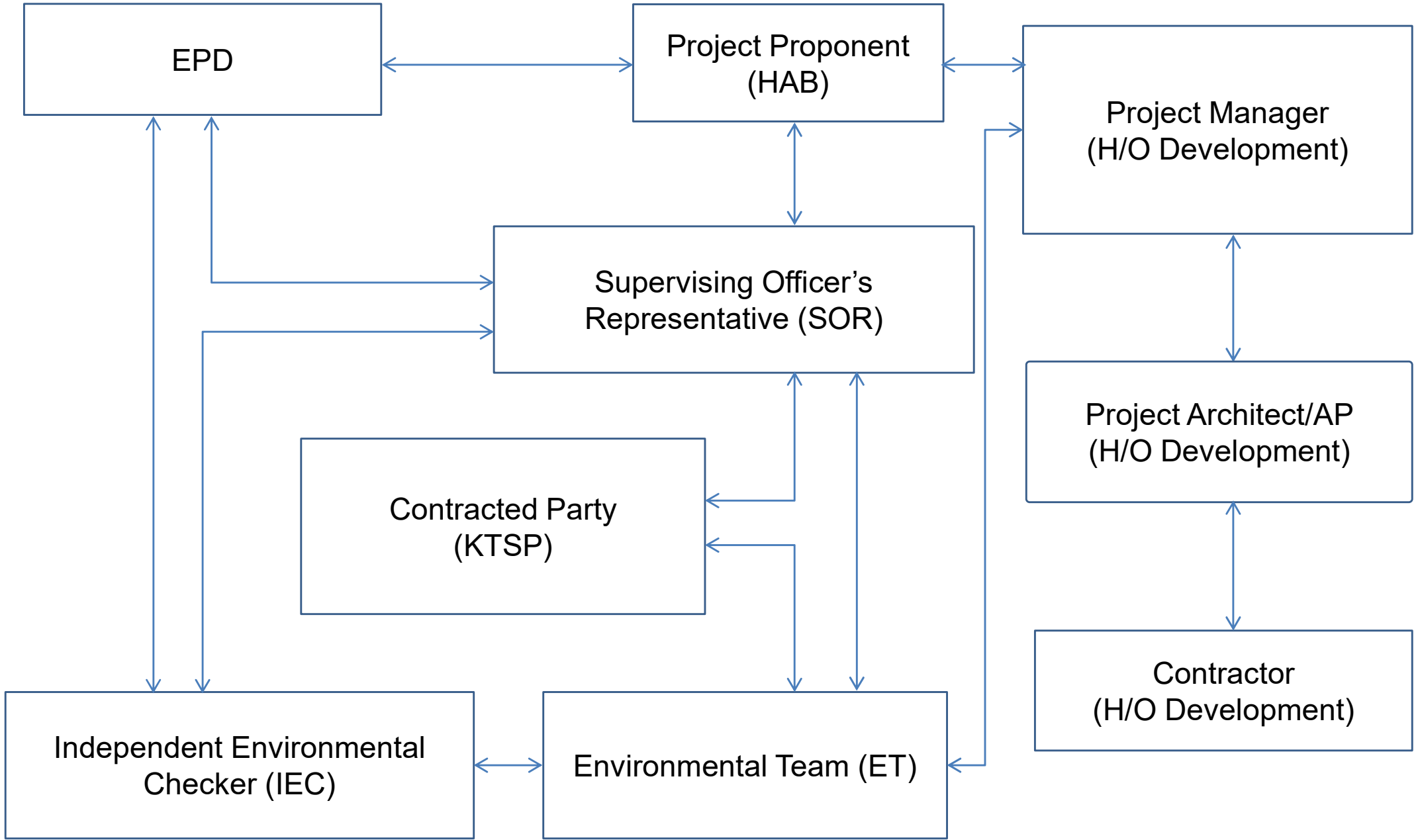
**Figure 2.2**  
Location of Noise Monitoring Stations

Designed	Eng check		
Drawn	Co-ordination		
Dwg check	Approved		
Scale at A3	Status		Rev

Drawing Number

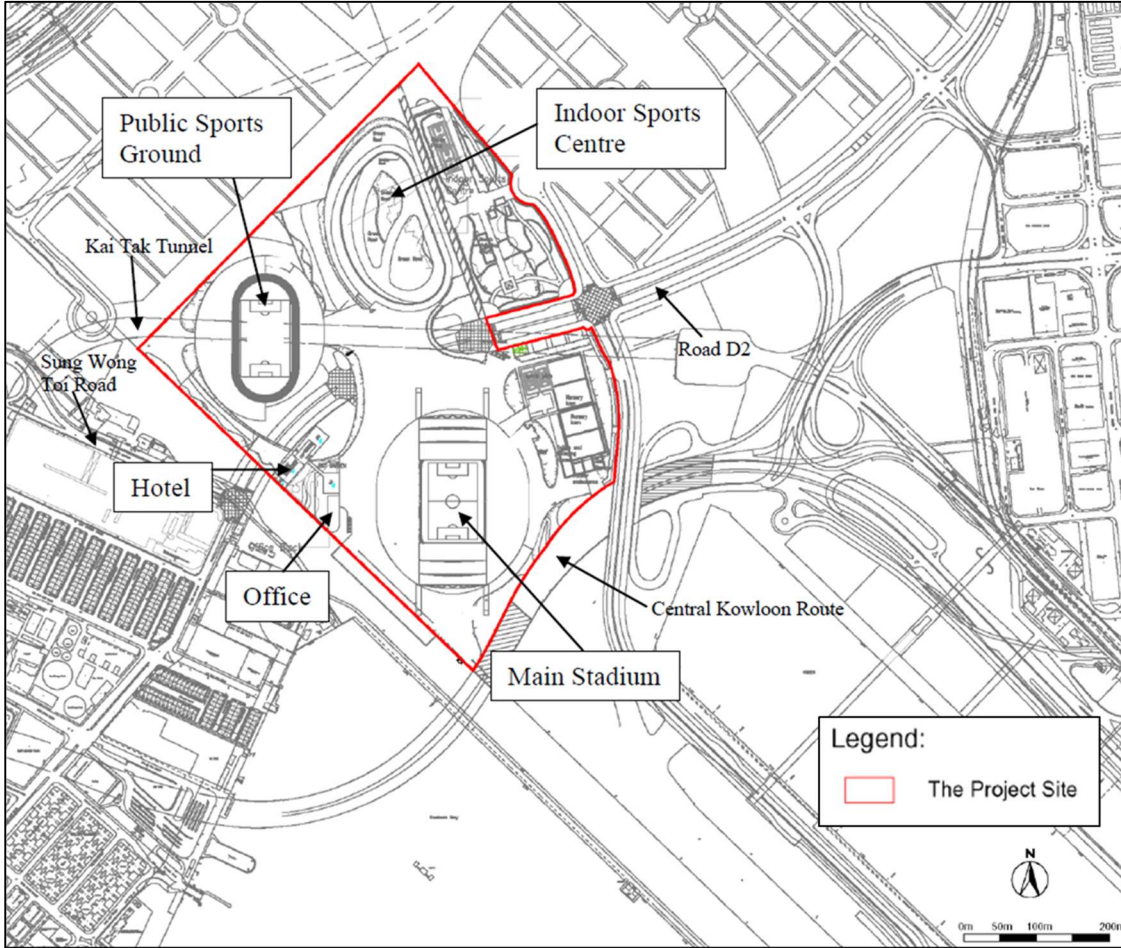
# Appendix A. Project Organization for Environmental Works

# Project Organisation for Environmental Works



↔ Line of communication

## Appendix B. Location of Works Areas



# Appendix C. Construction Programme





## Appendix D. Event and Action Plan

Should non-compliance of the air quality criteria occur, actions in accordance with the Event and Action Plan in **Table D.1** and **Table D.2** shall be carried out.

**Table D.1: Event and Action Plan for Construction Air Quality (Action Level)**

Event	Action			
	ET	IEC	SOR	Contracted Party
<b>Action Level</b>				
Exceedance for one sample	1. Inform IEC, SOR and Contracted Party; 2. Identify source, investigate the causes of exceedance and propose remedial measures; 3. Repeat measurement to confirm finding.	1. Check monitoring data submitted by ET; 2. Check Contracted Party's working method.	1. Notify Contracted Party.	1. Rectify any unacceptable practice; 2. Amend working methods if appropriate.
Exceedance for two or more consecutive samples	1. Inform IEC, SOR and Contracted Party; 2. Identify source; 3. Advise the SOR on the effectiveness of the proposed remedial measures; 4. Repeat measurements to confirm findings; 5. Increase monitoring frequency to daily; 6. Discuss with IEC, SOR and Contracted Party on remedial actions required; 7. If exceedance continues, arrange meeting with IEC and SOR; 8. If exceedance stops, cease additional monitoring.	1. Check monitoring data submitted by ET; 2. Check Contracted Party's working method; 3. Discuss with ET and Contracted Party on possible remedial measures; 4. Advise the ET/SOR on the effectiveness of the proposed remedial measures; 5. Supervise Implementation of remedial measures.	1. Confirm receipt of notification of failure in writing; 2. Notify Contracted Party; 3. Ensure remedial measures properly implemented.	1. Submit proposals for remedial to SOR and IEC within 3 working days of notification; 2. Implement the agreed proposals; 3. Amend proposal if appropriate.

**Table D.2: Event and Action Plan for Construction Air Quality (Limit Level)**

Event	Action			
	ET	IEC	SOR	Contracted Party
<b>Limit Level</b>				
Exceedance for one sample	<ol style="list-style-type: none"> <li>1. Inform IEC, SOR, Contracted Party and EPD;</li> <li>2. Identify source, investigate the causes of exceedance and propose remedial measures;</li> <li>3. Repeat measurement to confirm finding;</li> <li>4. Increase monitoring frequency to daily;</li> <li>5. Assess effectiveness of Contracted Party's remedial actions and keep IEC, EPD and SOR informed of the results.</li> </ol>	<ol style="list-style-type: none"> <li>1. Check monitoring data submitted by ET;</li> <li>2. Check Contracted Party's working method;</li> <li>3. Discuss with ET and Contracted Party on possible remedial measures;</li> <li>4. Advise the SOR on the effectiveness of the proposed remedial measures;</li> <li>5. Supervise implementation of remedial measures.</li> </ol>	<ol style="list-style-type: none"> <li>1. Confirm receipt of notification of failure in writing;</li> <li>2. Notify Contracted Party;</li> <li>3. Ensure remedial measures properly implemented.</li> </ol>	<ol style="list-style-type: none"> <li>1. Take immediate action to avoid further exceedance;</li> <li>2. Discuss with ET and IEC on remedial actions;</li> <li>3. Submit proposals for remedial actions to IEC within 3 working days of notification;</li> <li>4. Implement the agreed proposals;</li> <li>5. Amend proposal if appropriate.</li> </ol>
Exceedance for two or more consecutive samples	<ol style="list-style-type: none"> <li>1. Notify IEC, SOR, Contracted Party and EPD;</li> <li>2. Identify source;</li> <li>3. Repeat measurement to confirm findings;</li> <li>4. Increase monitoring frequency to daily;</li> <li>5. Carry out analysis of Contracted Party's working procedures to determine possible mitigation to be implemented;</li> <li>6. Arrange meeting with IEC and SOR and Contracted Party to discuss the remedial actions to be taken;</li> <li>7. Assess effectiveness of Contracted Party's remedial actions and keep IEC, EPD and SOR informed of the results;</li> <li>8. If exceedance stops, cease additional monitoring.</li> </ol>	<ol style="list-style-type: none"> <li>1. Check monitoring data submitted by ET;</li> <li>2. Check Contracted Party's working method;</li> <li>3. Discuss amongst SOR, ET, and Contracted Party on the potential remedial actions;</li> <li>4. Review Contracted Party's remedial actions whenever necessary to assure their effectiveness and advise the SOR accordingly;</li> <li>5. Supervise the implementation of remedial measures.</li> </ol>	<ol style="list-style-type: none"> <li>1. Confirm receipt of notification of failure in writing;</li> <li>2. Notify Contracted Party; 3. In consultation with the IEC, agree with the Contracted Party on the remedial measures to be implemented;</li> <li>4. Ensure remedial measures properly implemented;</li> <li>5. If exceedance continues, consider what portion of the work is responsible and instruct the Contracted Party to terminate that portion of work until the exceedance ceases.</li> </ol>	<ol style="list-style-type: none"> <li>1. Take immediate action to avoid further exceedance;</li> <li>2. Discuss with ET and IEC on remedial actions;</li> <li>3. Submit proposals for remedial actions to SOR and IEC within 3 working days of notification;</li> <li>4. Implement the agreed proposals;</li> <li>5. Resubmit proposals if problem still not under control;</li> <li>6. Stop the relevant portion of works as determined by the SOR until the exceedance ceases.</li> </ol>

Should non-compliance of the noise criteria occur, actions in accordance with the Event and Action Plan in **Table D.3** shall be carried out.

**Table D.3: Event and Action Plan for Construction Noise**

Event	Action			
	ET	IEC	SOR	Contracted Party
<b>Action Level</b>	1. Notify IEC, SOR and Contracted Party of exceedance; 2. Identify source; 3. Investigate the causes of exceedance and propose remedial measures; 4. Report the results of investigation to the IEC, SOR and Contracted Party; 5. Discuss with the IEC, SOR and Contracted Party and formulate remedial measures; 6. Increase monitoring frequency to check mitigation effectiveness.	1. Review the analysed results submitted by the ET; 2. Review the proposed remedial measures by the Contracted Party and advise the SOR accordingly; 3. Supervise the implementation of remedial measures.	1. Confirm receipt of notification of failure in writing; 2. Notify Contracted Party; 3. Require Contracted Party to propose remedial measures for the analysed noise problem; 4. Ensure remedial measures are properly implemented	1. Submit noise mitigation proposals to SOR with copy to ET and IEC; 2. Implement noise mitigation proposals.
<b>Limit Level</b>	1. Inform IEC, SOR, EPD and Contracted Party; 2. Identify source; 3. Repeat measurements to confirm findings; 4. Increase monitoring frequency; 5. Carry out analysis of Contracted Party's working procedures to determine possible mitigation to be implemented; 6. Inform IEC, SOR and EPD the causes and actions taken for the exceedances; 7. Assess effectiveness of Contracted Party's remedial actions and keep IEC, EPD and SOR informed of the results; 8. If exceedance stops, cease additional monitoring.	1. Discuss amongst SOR, ET, and Contracted Party on the potential remedial actions; 2. Review Contracted Party's remedial actions whenever necessary to assure their effectiveness and advise the SOR accordingly; 3. Supervise the implementation of remedial measures.	1. Confirm receipt of notification of failure in writing; 2. Notify Contracted Party; 3. Require Contracted Party to propose remedial measures for the analysed noise problem; 4. Ensure remedial measures are properly implemented; 5. If exceedance continues, investigate what portion of the work is responsible and instruct the Contracted Party to terminate that portion of work until the exceedance ceases.	1. Take immediate action to avoid further exceedance; 2. Submit proposals for remedial actions to SOR with copy to ET and IEC within 3 working days of notification; 3. Implement the agreed proposals; 4. Resubmit proposals if problem still not under control; 5. Terminate the relevant portion of works as determined by the SOR until the exceedance ceases.

## **Appendix E. Monitoring Data and Graphical Plots (Air Quality and Noise)**

## Data for 1-hour TSP Monitoring at Station AMS1/AMS1-T

	Date	Start Time	Finish Time	Weather	Wind Speed (m/s)	Wind Direction (deg)	1-hour TSP ( $\mu\text{g}/\text{m}^3$ )
*	3-Oct-22	9:50	10:50	Fine	3.3	50	59
*	3-Oct-22	10:50	11:50	Fine	2.8	125	56
*	3-Oct-22	11:50	12:50	Fine	2.5	102	51
*	7-Oct-22	8:30	9:30	Cloudy	5.3	100	33
*	7-Oct-22	9:30	10:30	Cloudy	4.2	96	29
*	7-Oct-22	10:30	11:30	Cloudy	5.0	99	31
*	13-Oct-22	8:59	9:59	Sunny	2.8	58	55
*	13-Oct-22	9:59	10:59	Sunny	2.5	347	46
*	13-Oct-22	10:59	11:59	Sunny	2.8	33	49
*	19-Oct-22	9:01	10:01	Sunny	2.5	variable	39
*	19-Oct-22	10:01	11:01	Sunny	1.7	variable	42
*	19-Oct-22	11:01	12:01	Sunny	4.2	15	47
*	25-Oct-22	9:03	10:03	Sunny	6.7	106	50
*	25-Oct-22	10:03	11:03	Sunny	6.7	88	60
*	25-Oct-22	11:03	12:03	Sunny	6.7	90	51
*	31-Oct-22	9:04	10:04	Fine	6.4	7	36
*	31-Oct-22	10:04	11:04	Fine	6.1	348	40
*	31-Oct-22	11:04	12:04	Fine	4.7	345	41
*	4-Nov-22	8:40	9:40	cloudy	4.4	104	34
*	4-Nov-22	9:40	10:40	cloudy	4.4	112	39
*	4-Nov-22	10:40	11:40	cloudy	5.8	101	42
*	10-Nov-22	8:58	9:58	Sunny	2.2	128	43
*	10-Nov-22	9:58	10:58	Sunny	3.1	101	55
*	10-Nov-22	10:58	11:58	Sunny	3.1	127	49
*	16-Nov-22	8:59	9:59	Fine	4.2	116	51
*	16-Nov-22	9:59	10:59	Fine	5.3	117	40
*	16-Nov-22	10:59	11:59	Fine	5.0	119	44
*	22-Nov-22	9:05	10:05	Cloudy	5.3	119	61
*	22-Nov-22	10:05	11:05	Cloudy	6.4	114	48
*	22-Nov-22	11:05	12:05	Cloudy	5.3	124	42
*	28-Nov-22	9:14	10:14	cloudy	1.4	124	60
*	28-Nov-22	10:14	11:14	cloudy	3.1	129	59
*	28-Nov-22	11:14	12:14	cloudy	2.5	139	55
*	2-Dec-22	8:31	9:31	Sunny	3.3	341	41
*	2-Dec-22	9:31	10:31	Sunny	3.3	320	36
*	2-Dec-22	10:31	11:31	Sunny	4.4	322	34
*	8-Dec-22	9:05	10:05	Sunny	3.3	133	51
*	8-Dec-22	10:05	11:05	Sunny	3.3	133	49
*	8-Dec-22	11:05	12:05	Sunny	2.8	122	47
*	14-Dec-22	9:50	10:50	Cloudy	0.3	251	33
*	14-Dec-22	10:50	11:50	Cloudy	0.3	65	29
*	14-Dec-22	11:50	12:50	Cloudy	2.5	316	36
*	20-Dec-22	9:04	10:04	Sunny	2.5	89	50
*	20-Dec-22	10:04	11:04	Sunny	3.3	66	42
*	20-Dec-22	11:04	12:04	Sunny	3.3	125	41
*	24-Dec-22	8:29	9:29	Sunny	2.2	360	41
*	24-Dec-22	9:29	10:29	Sunny	1.9	1	36
*	24-Dec-22	10:29	11:29	Sunny	1.1	257	32
*	30-Dec-22	9:03	10:03	Sunny	2.8	314	40
*	30-Dec-22	10:03	11:03	Sunny	2.8	312	36
*	30-Dec-22	11:03	12:03	Sunny	3.9	316	35

\*Note: During the reporting period, monitoring station AMS1 was no longer open for monitoring from September 2022, due to relocation of the Hong Kong Society for the Blind Workshop. Temporary air quality monitoring station, AMS1-T was used to conduct dust monitoring in September 2022. Details of temporary alternative monitoring locations are presented in Temporary Alternative Proposal for Monitoring Station as proposed by ET and agreed by IEC dated 6 January 2021.



## Data for 1-hour TSP Monitoring at Station AMS2

Date	Start Time	Finish Time	Weather	Wind Speed (m/s)	Wind Direction (deg)	1-hour TSP ( $\mu\text{g}/\text{m}^3$ )
3-Oct-22	9:03	10:03	Fine	2.8	107	41
3-Oct-22	10:03	11:03	Fine	3.1	95	63
3-Oct-22	11:03	12:03	Fine	2.5	111	60
7-Oct-22	8:20	9:20	Cloudy	4.2	93	51
7-Oct-22	9:20	10:20	Cloudy	4.7	113	46
7-Oct-22	10:20	11:20	Cloudy	4.4	73	46
13-Oct-22	8:15	9:15	Sunny	0.8	variable	39
13-Oct-22	9:15	10:15	Sunny	2.5	72	47
13-Oct-22	10:15	11:15	Sunny	3.6	25	42
19-Oct-22	8:17	9:17	Sunny	3.6	24	45
19-Oct-22	9:17	10:17	Sunny	4.2	357	36
19-Oct-22	10:17	11:17	Sunny	3.3	44	39
25-Oct-22	8:20	9:20	Sunny	5.3	94	59
25-Oct-22	9:20	10:20	Sunny	6.7	96	66
25-Oct-22	10:20	11:20	Sunny	6.7	90	60
31-Oct-22	8:21	9:21	Fine	5.0	2	51
31-Oct-22	9:21	10:21	Fine	5.8	359	49
31-Oct-22	10:21	11:21	Fine	5.6	341	42
4-Nov-22	8:30	9:30	Cloudy	4.4	99	39
4-Nov-22	9:30	10:30	Cloudy	3.9	123	34
4-Nov-22	10:30	11:30	Cloudy	5.3	101	30
10-Nov-22	8:15	9:15	Sunny	3.1	115	39
10-Nov-22	9:15	10:15	Sunny	2.8	115	42
10-Nov-22	10:15	11:15	Sunny	3.3	99	46
16-Nov-22	8:15	9:15	Fine	4.7	94	46
16-Nov-22	9:15	10:15	Fine	5.0	112	51
16-Nov-22	10:15	11:15	Fine	5.3	112	44
22-Nov-22	8:20	9:20	Cloudy	5.3	108	50
22-Nov-22	9:20	10:20	Cloudy	5.3	118	44
22-Nov-22	10:20	11:20	Cloudy	5.6	121	42
28-Nov-22	9:07	10:07	Cloudy	1.4	124	55
28-Nov-22	10:07	11:07	Cloudy	3.1	134	59
28-Nov-22	11:07	12:07	Cloudy	2.5	138	62
2-Dec-22	8:20	9:20	Sunny	3.9	333	35
2-Dec-22	9:20	10:20	Sunny	3.3	334	29
2-Dec-22	10:20	11:20	Sunny	3.9	328	27
8-Dec-22	8:20	9:20	Sunny	2.2	133	44
8-Dec-22	9:20	10:20	Sunny	3.3	134	41
8-Dec-22	10:20	11:20	Sunny	3.9	135	36
14-Dec-22	8:53	9:53	Cloudy	1.1	308	28
14-Dec-22	9:53	10:53	Cloudy	0.3	231	31
14-Dec-22	10:53	11:53	Cloudy	0.3	308	29
20-Dec-22	8:19	9:19	Sunny	3.9	130	30
20-Dec-22	9:19	10:19	Sunny	1.7	variable	26
20-Dec-22	10:19	11:19	Sunny	1.7	54	35
24-Dec-22	8:19	9:19	Sunny	2.2	18	31
24-Dec-22	9:19	10:19	Sunny	2.8	40	25
24-Dec-22	10:19	11:19	Sunny	0.8	329	27
30-Dec-22	8:20	9:20	Sunny	2.2	312	49
30-Dec-22	9:20	10:20	Sunny	2.8	311	27
30-Dec-22	10:20	11:20	Sunny	3.3	318	34





## Data for 1-hour TSP Monitoring at Station AMS4

Date	Start Time	Finish Time	Weather	Wind Speed (m/s)	Wind Direction (deg)	1-hour TSP ( $\mu\text{g}/\text{m}^3$ )
3-Oct-22	10:50	11:50	Fine	2.8	125	66
3-Oct-22	11:50	12:50	Fine	2.5	102	61
3-Oct-22	12:50	13:50	Fine	3.6	122	55
7-Oct-22	8:52	9:52	Cloudy	5.3	93	30
7-Oct-22	9:52	10:52	Cloudy	4.7	94	39
7-Oct-22	10:52	11:52	Cloudy	5.3	85	37
13-Oct-22	9:55	10:55	Sunny	3.3	62	50
13-Oct-22	10:55	11:55	Sunny	3.3	30	49
13-Oct-22	11:55	12:55	Sunny	1.1	96	55
19-Oct-22	9:55	10:55	Sunny	2.8	79	31
19-Oct-22	10:55	11:55	Sunny	3.3	76	40
19-Oct-22	11:55	12:55	Sunny	3.6	variable	35
25-Oct-22	9:58	10:58	Sunny	5.8	87	43
25-Oct-22	10:58	11:58	Sunny	6.4	96	50
25-Oct-22	11:58	12:58	Sunny	6.7	89	46
31-Oct-22	9:59	10:59	Fine	5	346	39
31-Oct-22	10:59	11:59	Fine	4.7	339	40
31-Oct-22	11:59	12:59	Fine	6.7	13	36
4-Nov-22	9:12	10:12	Cloudy	4.4	72	50
4-Nov-22	10:12	11:12	Cloudy	5.3	127	44
4-Nov-22	11:12	12:12	Cloudy	5	99	41
10-Nov-22	9:52	10:52	Sunny	3.1	112	39
10-Nov-22	10:52	11:52	Sunny	2.5	variable	45
10-Nov-22	11:52	12:52	Sunny	3.3	111	42
16-Nov-22	9:53	10:53	Fine	5.3	121	41
16-Nov-22	10:53	11:53	Fine	4.7	128	36
16-Nov-22	11:53	12:53	Fine	4.7	124	39
22-Nov-22	10:00	11:00	Cloudy	6.1	119	41
22-Nov-22	11:00	12:00	Cloudy	5	125	44
22-Nov-22	12:00	13:00	Cloudy	5.3	112	40
28-Nov-22	10:59	11:59	Cloudy	2.5	143	59
28-Nov-22	11:59	12:59	Cloudy	3.9	134	66
28-Nov-22	12:59	13:59	Cloudy	1.7	153	60
2-Dec-22	8:52	9:52	Sunny	4.7	321	31
2-Dec-22	9:52	10:52	Sunny	3.9	327	29
2-Dec-22	10:52	11:52	Sunny	4.4	317	32
8-Dec-22	10:02	11:02	Sunny	2.8	134	33
8-Dec-22	11:02	12:02	Sunny	2.8	119	39
8-Dec-22	12:02	13:02	Sunny	3.3	133	41
14-Dec-22	11:08	12:08	Cloudy	0.8	variable	41
14-Dec-22	12:08	13:08	Cloudy	2.8	313	39
14-Dec-22	13:08	14:08	Cloudy	2.5	319	33
20-Dec-22	10:02	11:02	Sunny	3.3	63	35
20-Dec-22	11:02	12:02	Sunny	3.3	124	29
20-Dec-22	12:02	13:02	Sunny	5.0	119	30
24-Dec-22	8:51	9:51	Sunny	2.5	26	25
24-Dec-22	9:51	10:51	Sunny	2.2	341	24
24-Dec-22	10:51	11:51	Sunny	1.7	57	21
30-Dec-22	10:00	11:00	Sunny	2.8	315	30
30-Dec-22	11:00	12:00	Sunny	3.3	314	26
30-Dec-22	12:00	13:00	Sunny	4.4	322	29



### Data for Noise Monitoring at Station NMS1/NMS1-T

	Date	Time	Weather	L <sub>eq</sub> (5min)	L <sub>10</sub>	L <sub>90</sub>	Measured L <sub>eq</sub> (30min)
*	3-Oct-22	9:53	Fine	71.2	73.6	64.7	
*	3-Oct-22	9:58	Fine	70.5	73.6	62.8	
*	3-Oct-22	10:03	Fine	70.9	74.7	61.5	
*	3-Oct-22	10:08	Fine	70.0	73.8	62.3	71.2
*	3-Oct-22	10:13	Fine	71.6	75.8	61.9	
*	3-Oct-22	10:18	Fine	72.4	76.0	61.6	
<hr/>							
*	13-Oct-22	9:02	Sunny	69.7	71.8	63.9	
*	13-Oct-22	9:07	Sunny	70.6	72.5	64.4	
*	13-Oct-22	9:12	Sunny	71.9	73.3	64.3	
*	13-Oct-22	9:17	Sunny	69.2	71.7	63.2	70.4
*	13-Oct-22	9:22	Sunny	70.1	72.0	64.1	
*	13-Oct-22	9:27	Sunny	70.5	72.6	64.6	
<hr/>							
*	19-Oct-22	9:04	Sunny	71.3	73.7	65.2	
*	19-Oct-22	9:09	Sunny	69.4	72.1	64.3	
*	19-Oct-22	9:14	Sunny	70.5	72.6	65.1	
*	19-Oct-22	9:19	Sunny	71.2	73.2	65.7	70.4
*	19-Oct-22	9:24	Sunny	69.8	72.0	64.6	
*	19-Oct-22	9:29	Sunny	69.6	71.9	64.9	
<hr/>							
*	25-Oct-22	9:06	Sunny	70.0	73.1	65.2	
*	25-Oct-22	9:11	Sunny	69.9	72.6	64.3	
*	25-Oct-22	9:16	Sunny	69.4	72.4	64.9	
*	25-Oct-22	9:21	Sunny	70.5	73.8	65.7	70.5
*	25-Oct-22	9:26	Sunny	71.2	74.0	65.6	
*	25-Oct-22	9:31	Sunny	71.7	73.2	65.5	
<hr/>							
*	31-Oct-22	9:07	Fine	69.5	71.0	64.2	
*	31-Oct-22	9:12	Fine	71.6	73.1	65.6	
*	31-Oct-22	9:17	Fine	71.2	73.6	65.4	
*	31-Oct-22	9:22	Fine	69.4	71.3	64.8	70.9
*	31-Oct-22	9:27	Fine	71.7	73.9	65.7	
*	31-Oct-22	9:32	Fine	71.3	73.5	65.0	
<hr/>							
*	10-Nov-22	9:01	Sunny	69.2	72.0	64.2	
*	10-Nov-22	9:06	Sunny	70.1	73.2	65.9	
*	10-Nov-22	9:11	Sunny	71.8	74.7	65.3	
*	10-Nov-22	9:16	Sunny	71.4	74.5	65.4	70.9
*	10-Nov-22	9:21	Sunny	71.6	74.1	65.5	
*	10-Nov-22	9:26	Sunny	70.5	73.9	64.9	
<hr/>							
*	16-Nov-22	9:02	Fine	70.6	73.6	64.7	
*	16-Nov-22	9:07	Fine	71.5	74.4	65.8	
*	16-Nov-22	9:12	Fine	71.7	74.3	65.3	
*	16-Nov-22	9:17	Fine	72.0	74.9	66.0	71.4
*	16-Nov-22	9:22	Fine	71.7	74.8	65.2	
*	16-Nov-22	9:27	Fine	70.9	73.2	64.1	
<hr/>							
*	22-Nov-22	9:08	Cloudy	69.3	72.4	64.5	
*	22-Nov-22	9:13	Cloudy	70.2	73.2	64.6	
*	22-Nov-22	9:18	Cloudy	71.7	74.7	65.3	
*	22-Nov-22	9:23	Cloudy	71.8	74.9	65.9	70.9
*	22-Nov-22	9:28	Cloudy	70.1	73.0	64.2	
*	22-Nov-22	9:33	Cloudy	71.6	74.6	65.0	
<hr/>							
*	28-Nov-22	9:58	Cloudy	67.9	70.5	64.3	
*	28-Nov-22	10:03	Cloudy	68.5	70.9	64.6	
*	28-Nov-22	10:08	Cloudy	66.9	69.6	63.0	
*	28-Nov-22	10:13	Cloudy	68.6	71.3	63.4	67.9
*	28-Nov-22	10:18	Cloudy	67.1	69.7	63.3	
*	28-Nov-22	10:23	Cloudy	68.2	71.0	63.7	

	Date	Time	Weather	L <sub>eq</sub> (5min)	L <sub>10</sub>	L <sub>90</sub>	Measured L <sub>eq</sub> (30min)
*	8-Dec-22	9:09	Sunny	70.3	73.4	65.7	
*	8-Dec-22	9:14	Sunny	71.9	74.2	66.5	
*	8-Dec-22	9:19	Sunny	71.2	74.6	66.8	71.0
*	8-Dec-22	9:24	Sunny	71.7	74.9	66.4	
*	8-Dec-22	9:29	Sunny	70.1	73.0	65.3	
*	8-Dec-22	9:34	Sunny	70.6	73.5	65.2	
*	14-Dec-22	9:55	Cloudy	74.0	76.4	66.3	
*	14-Dec-22	10:00	Cloudy	71.5	74.3	64.3	
*	14-Dec-22	10:05	Cloudy	75.0	76.8	68.6	74.6
*	14-Dec-22	10:10	Cloudy	73.6	76.8	63.7	
*	14-Dec-22	10:15	Cloudy	75.1	78.6	68.0	
*	14-Dec-22	10:20	Cloudy	76.6	78.6	68.8	
*	20-Dec-22	9:08	Sunny	71.3	74.1	65.8	
*	20-Dec-22	9:13	Sunny	72.2	75.4	65.5	
*	20-Dec-22	9:18	Sunny	70.7	73.7	64.6	71.6
*	20-Dec-22	9:23	Sunny	70.9	73.2	64.9	
*	20-Dec-22	9:28	Sunny	71.6	74.5	65.4	
*	20-Dec-22	9:33	Sunny	72.5	75.9	66.0	
*	30-Dec-22	9:06	Sunny	70.2	73.2	65.4	
*	30-Dec-22	9:11	Sunny	69.5	72.3	64.9	
*	30-Dec-22	9:16	Sunny	70.7	73.6	65.7	70.0
*	30-Dec-22	9:21	Sunny	70.9	73.8	65.3	
*	30-Dec-22	9:26	Sunny	69.1	72.0	64.0	
*	30-Dec-22	9:31	Sunny	69.6	72.4	64.1	

\* Note:

During the reporting period, monitoring station NMS1 was no longer open for impact monitoring from September 2022, due to relocation of the Hong Kong Society for the Blind Workshop. Temporary noise monitoring station, NMS1-T was used to conduct noise monitoring in September 2022. Details of temporary alternative monitoring locations are presented in Temporary Alternative Proposal for Monitoring Station as proposed by ET and agreed by IEC dated 6 January 2021.



## Data for Noise Monitoring at Station NMS2

Date	Time	Weather	L <sub>eq</sub> (5min)	L <sub>10</sub>	L <sub>90</sub>	Measured L <sub>eq</sub> (30min)
3-Oct-22	9:06	Fine	67.7	70.4	63.5	68.5
3-Oct-22	9:11	Fine	67.1	69.6	63.5	
3-Oct-22	9:16	Fine	67.8	70.2	63.8	
3-Oct-22	9:21	Fine	69.4	72.4	63.8	
3-Oct-22	9:26	Fine	68.7	71.4	64.9	
3-Oct-22	9:31	Fine	69.7	71.8	65.7	
13-Oct-22	8:18	Sunny	68.4	70.6	64.5	69.2
13-Oct-22	8:23	Sunny	69.7	71.4	64.8	
13-Oct-22	8:28	Sunny	68.6	70.3	63.7	
13-Oct-22	8:33	Sunny	68.2	70.9	63.2	
13-Oct-22	8:38	Sunny	69.9	71.1	64.0	
13-Oct-22	8:43	Sunny	70.1	72.6	65.0	
19-Oct-22	8:26	Sunny	69.2	71.1	66.4	69.8
19-Oct-22	8:31	Sunny	70.6	72.3	67.5	
19-Oct-22	8:36	Sunny	70.7	72.5	67.6	
19-Oct-22	8:41	Sunny	69.1	71.8	66.9	
19-Oct-22	8:46	Sunny	69.2	71.6	66.3	
19-Oct-22	8:51	Sunny	69.9	72.0	66.2	
25-Oct-22	8:23	Sunny	69.0	71.1	67.9	69.5
25-Oct-22	8:28	Sunny	68.2	70.2	66.3	
25-Oct-22	8:33	Sunny	70.8	72.8	67.4	
25-Oct-22	8:38	Sunny	70.4	72.5	68.2	
25-Oct-22	8:43	Sunny	68.6	70.7	66.5	
25-Oct-22	8:48	Sunny	69.1	71.9	67.6	
31-Oct-22	8:24	Fine	69.0	71.1	67.2	69.9
31-Oct-22	8:29	Fine	70.4	72.6	68.3	
31-Oct-22	8:34	Fine	70.5	72.4	68.9	
31-Oct-22	8:39	Fine	69.5	71.9	67.7	
31-Oct-22	8:44	Fine	69.8	71.6	67.0	
31-Oct-22	8:49	Fine	70.2	72.5	68.2	
10-Nov-22	8:18	Sunny	68.2	70.0	66.9	69.7
10-Nov-22	8:23	Sunny	70.1	72.2	68.4	
10-Nov-22	8:28	Sunny	69.9	71.8	67.3	
10-Nov-22	8:33	Sunny	69.5	71.4	67.7	
10-Nov-22	8:38	Sunny	70.6	72.6	68.1	
10-Nov-22	8:43	Sunny	69.5	71.7	67.2	
16-Nov-22	8:18	Fine	68.0	70.1	66.2	70.1
16-Nov-22	8:23	Fine	69.9	71.5	67.3	
16-Nov-22	8:28	Fine	70.4	72.4	67.9	
16-Nov-22	8:33	Fine	71.5	73.8	69.0	
16-Nov-22	8:38	Fine	70.7	72.6	67.1	
16-Nov-22	8:43	Fine	69.1	71.6	66.7	
22-Nov-22	8:23	Cloudy	68.3	70.4	66.7	69.3
22-Nov-22	8:28	Cloudy	69.9	71.2	67.5	
22-Nov-22	8:33	Cloudy	68.1	70.6	66.2	
22-Nov-22	8:38	Cloudy	69.7	71.0	67.8	
22-Nov-22	8:43	Cloudy	70.4	72.9	68.9	
22-Nov-22	8:48	Cloudy	69.2	71.5	67.0	
28-Nov-22	9:10	Cloudy	70.5	73.6	63.6	70.5
28-Nov-22	9:15	Cloudy	71.6	74.7	65.3	
28-Nov-22	9:20	Cloudy	69.7	72.2	62.9	
28-Nov-22	9:25	Cloudy	68.0	71.1	61.0	
28-Nov-22	9:30	Cloudy	69.6	72.8	63.2	
28-Nov-22	9:35	Cloudy	72.2	75.0	63.2	

Date	Time	Weather	L <sub>eq</sub> (5min)	L <sub>10</sub>	L <sub>90</sub>	Measured L <sub>eq</sub> (30min)
8-Dec-22	8:24	Sunny	69.5	71.0	67.0	69.5
8-Dec-22	8:29	Sunny	68.1	71.2	66.2	
8-Dec-22	8:34	Sunny	68.4	71.3	66.5	
8-Dec-22	8:39	Sunny	69.7	72.6	67.8	
8-Dec-22	8:44	Sunny	70.9	73.8	68.6	
8-Dec-22	8:49	Sunny	69.6	72.7	67.5	
14-Dec-22	8:56	Cloudy	69.2	71.5	65.5	70.4
14-Dec-22	9:01	Cloudy	71.3	72.6	67.2	
14-Dec-22	9:06	Cloudy	69.9	71.4	65.3	
14-Dec-22	9:11	Cloudy	70.2	72.1	67.7	
14-Dec-22	9:16	Cloudy	70.2	72.4	65.3	
14-Dec-22	9:21	Cloudy	71.1	73.0	66.0	
20-Dec-22	8:23	Sunny	68.3	70.2	66.4	69.5
20-Dec-22	8:28	Sunny	69.5	71.5	67.7	
20-Dec-22	8:33	Sunny	69.6	71.7	67.8	
20-Dec-22	8:38	Sunny	70.1	72.0	68.5	
20-Dec-22	8:43	Sunny	69.9	71.9	67.2	
20-Dec-22	8:48	Sunny	69.2	71.6	67.4	
30-Dec-22	8:23	Sunny	69.1	71.2	67.9	70.1
30-Dec-22	8:28	Sunny	70.3	72.4	68.5	
30-Dec-22	8:33	Sunny	71.4	73.7	69.6	
30-Dec-22	8:38	Sunny	69.8	71.9	67.6	
30-Dec-22	8:43	Sunny	69.1	71.0	67.2	
30-Dec-22	8:48	Sunny	70.7	72.4	68.0	





### Data for Noise Monitoring at Station NMS4

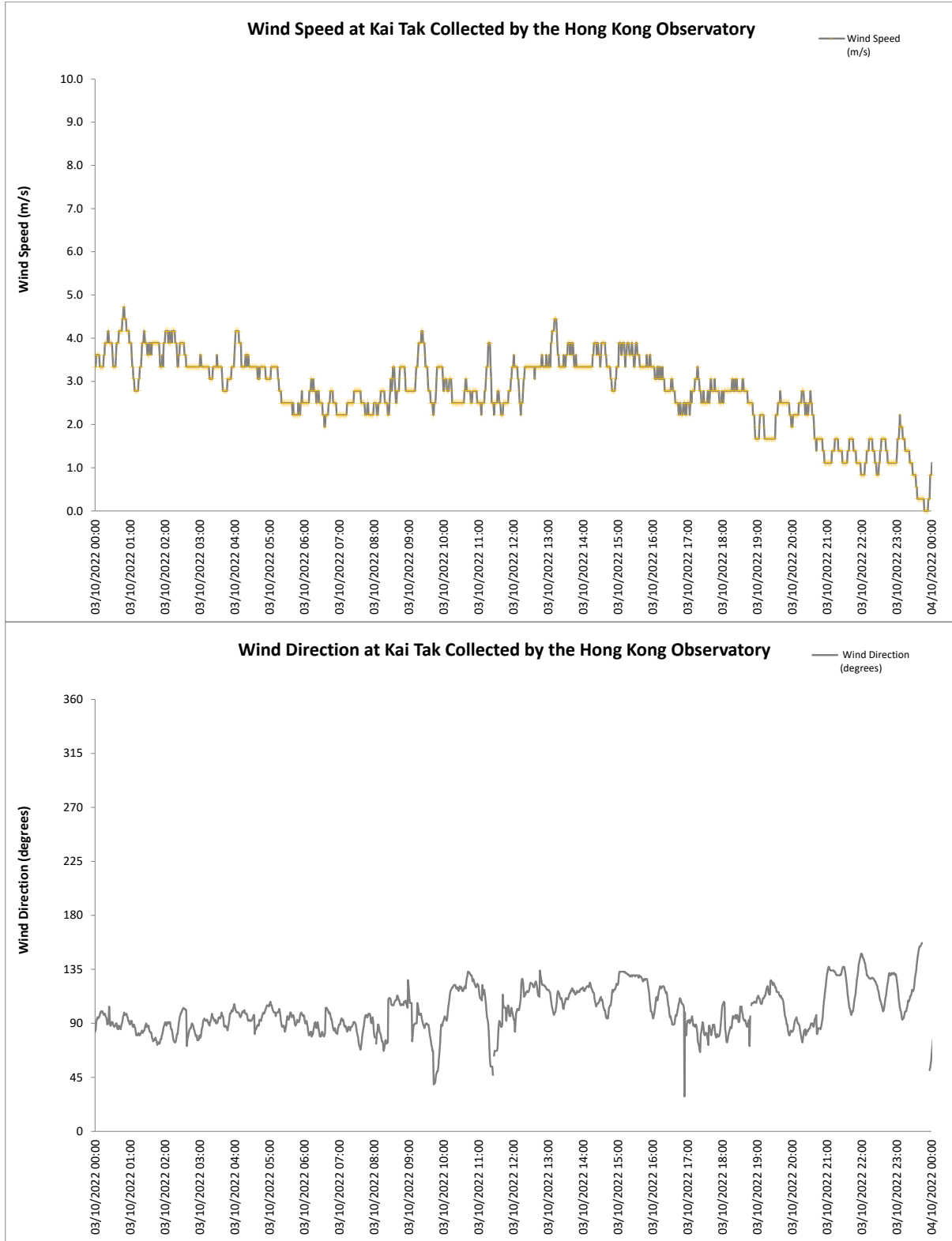
Date	Time	Weather	L <sub>eq</sub> (5min)	L <sub>10</sub>	L <sub>90</sub>	Measured L <sub>eq</sub> (30min)
3-Oct-22	9:06	Fine	68.0	70.5	63.8	67.0
3-Oct-22	9:11	Fine	66.1	67.6	64.3	
3-Oct-22	9:16	Fine	67.6	69.6	64.5	
3-Oct-22	9:21	Fine	66.0	67.3	64.1	
3-Oct-22	9:26	Fine	67.8	70.9	65.2	
3-Oct-22	9:31	Fine	65.8	67.4	63.9	
13-Oct-22	8:18	Sunny	64.0	66.5	62.9	65.3
13-Oct-22	8:23	Sunny	65.1	67.1	63.3	
13-Oct-22	8:28	Sunny	66.2	68.4	64.5	
13-Oct-22	8:33	Sunny	65.6	67.7	63.5	
13-Oct-22	8:38	Sunny	64.8	66.9	62.2	
13-Oct-22	8:43	Sunny	65.7	67.2	63.0	
19-Oct-22	8:26	Sunny	66.6	68.5	64.4	65.7
19-Oct-22	8:31	Sunny	65.1	67.3	63.7	
19-Oct-22	8:36	Sunny	64.2	66.1	63.6	
19-Oct-22	8:41	Sunny	66.9	68.0	64.9	
19-Oct-22	8:46	Sunny	65.0	67.8	63.5	
19-Oct-22	8:51	Sunny	65.7	67.2	63.1	
25-Oct-22	8:23	Sunny	66.0	68.1	64.9	65.4
25-Oct-22	8:28	Sunny	65.1	67.2	63.2	
25-Oct-22	8:33	Sunny	65.4	67.3	63.1	
25-Oct-22	8:38	Sunny	64.8	66.5	62.6	
25-Oct-22	8:43	Sunny	65.6	67.7	63.7	
25-Oct-22	8:48	Sunny	65.4	67.9	63.2	
31-Oct-22	8:24	Fine	64.1	66.0	62.5	65.0
31-Oct-22	8:29	Fine	65.9	67.9	63.3	
31-Oct-22	8:34	Fine	65.3	67.2	63.8	
31-Oct-22	8:39	Fine	64.2	66.7	62.4	
31-Oct-22	8:44	Fine	64.6	66.5	62.4	
31-Oct-22	8:49	Fine	65.7	67.1	63.2	
10-Nov-22	8:18	Sunny	67.3	69.0	65.1	67.8
10-Nov-22	8:23	Sunny	68.1	70.3	66.2	
10-Nov-22	8:28	Sunny	67.4	69.9	65.9	
10-Nov-22	8:33	Sunny	67.5	69.5	65.6	
10-Nov-22	8:38	Sunny	68.6	70.7	66.7	
10-Nov-22	8:43	Sunny	67.8	69.2	65.2	
16-Nov-22	8:18	Fine	65.5	67.6	63.5	65.3
16-Nov-22	8:23	Fine	64.7	66.4	62.8	
16-Nov-22	8:28	Fine	66.4	68.3	64.1	
16-Nov-22	8:33	Fine	65.2	67.9	63.7	
16-Nov-22	8:38	Fine	65.1	67.0	63.0	
16-Nov-22	8:43	Fine	64.9	66.2	62.2	
22-Nov-22	8:23	Cloudy	65.5	67.6	63.7	65.9
22-Nov-22	8:28	Cloudy	66.2	68.4	64.9	
22-Nov-22	8:33	Cloudy	66.3	68.8	64.2	
22-Nov-22	8:38	Cloudy	65.9	67.2	63.1	
22-Nov-22	8:43	Cloudy	66.1	68.0	64.4	
22-Nov-22	8:48	Cloudy	65.4	67.5	63.3	
28-Nov-22	9:10	Cloudy	69.3	71.4	65.5	68.7
28-Nov-22	9:15	Cloudy	70.0	71.8	66.9	
28-Nov-22	9:20	Cloudy	69.3	71.3	65.9	
28-Nov-22	9:25	Cloudy	68.2	70.4	65.8	
28-Nov-22	9:30	Cloudy	67.2	69.1	64.8	
28-Nov-22	9:35	Cloudy	67.1	69.0	64.2	

Date	Time	Weather	L <sub>eq</sub> (5min)	L <sub>10</sub>	L <sub>90</sub>	Measured L <sub>eq</sub> (30min)
8-Dec-22	8:24	Sunny	64.2	66.2	62.4	65.2
8-Dec-22	8:29	Sunny	65.6	67.3	63.5	
8-Dec-22	8:34	Sunny	66.1	68.5	64.6	
8-Dec-22	8:39	Sunny	64.6	66.7	62.0	
8-Dec-22	8:44	Sunny	64.1	66.0	62.8	
8-Dec-22	8:49	Sunny	65.9	67.9	63.1	
14-Dec-22	8:56	Cloudy	68.4	68.7	64.3	65.6
14-Dec-22	9:01	Cloudy	65.5	67.2	63.8	
14-Dec-22	9:06	Cloudy	66.0	67.7	63.5	
14-Dec-22	9:11	Cloudy	65.3	66.5	62.1	
14-Dec-22	9:16	Cloudy	63.1	64.3	61.6	
14-Dec-22	9:21	Cloudy	62.9	64.4	61.4	
20-Dec-22	8:23	Sunny	66.5	68.6	64.6	65.8
20-Dec-22	8:28	Sunny	65.6	67.4	63.2	
20-Dec-22	8:33	Sunny	65.3	67.1	63.0	
20-Dec-22	8:38	Sunny	66.5	68.5	64.1	
20-Dec-22	8:43	Sunny	64.9	66.7	62.8	
20-Dec-22	8:48	Sunny	65.7	67.3	63.9	
30-Dec-22	8:23	Sunny	64.2	66.2	62.4	65.0
30-Dec-22	8:28	Sunny	65.9	67.3	63.5	
30-Dec-22	8:33	Sunny	65.7	67.6	63.6	
30-Dec-22	8:38	Sunny	64.1	66.0	62.9	
30-Dec-22	8:43	Sunny	64.6	66.8	62.5	
30-Dec-22	8:48	Sunny	65.3	67.1	63.0	

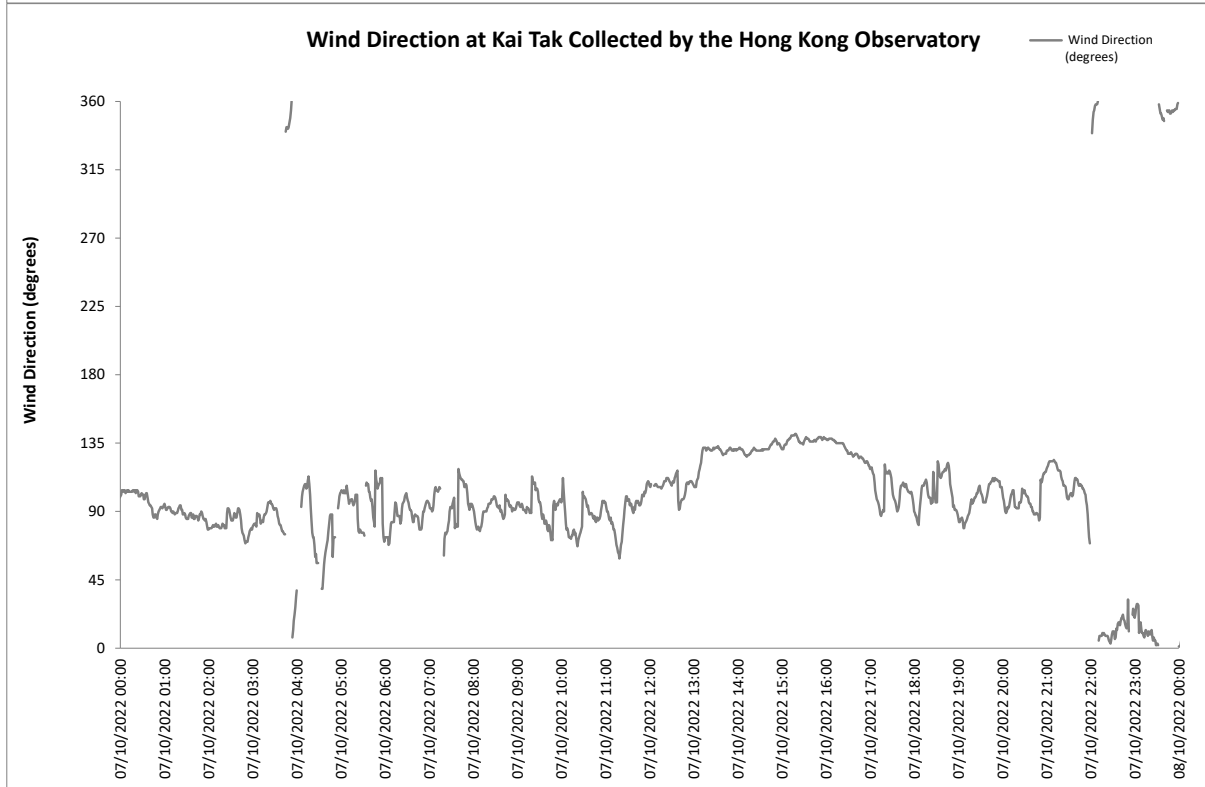
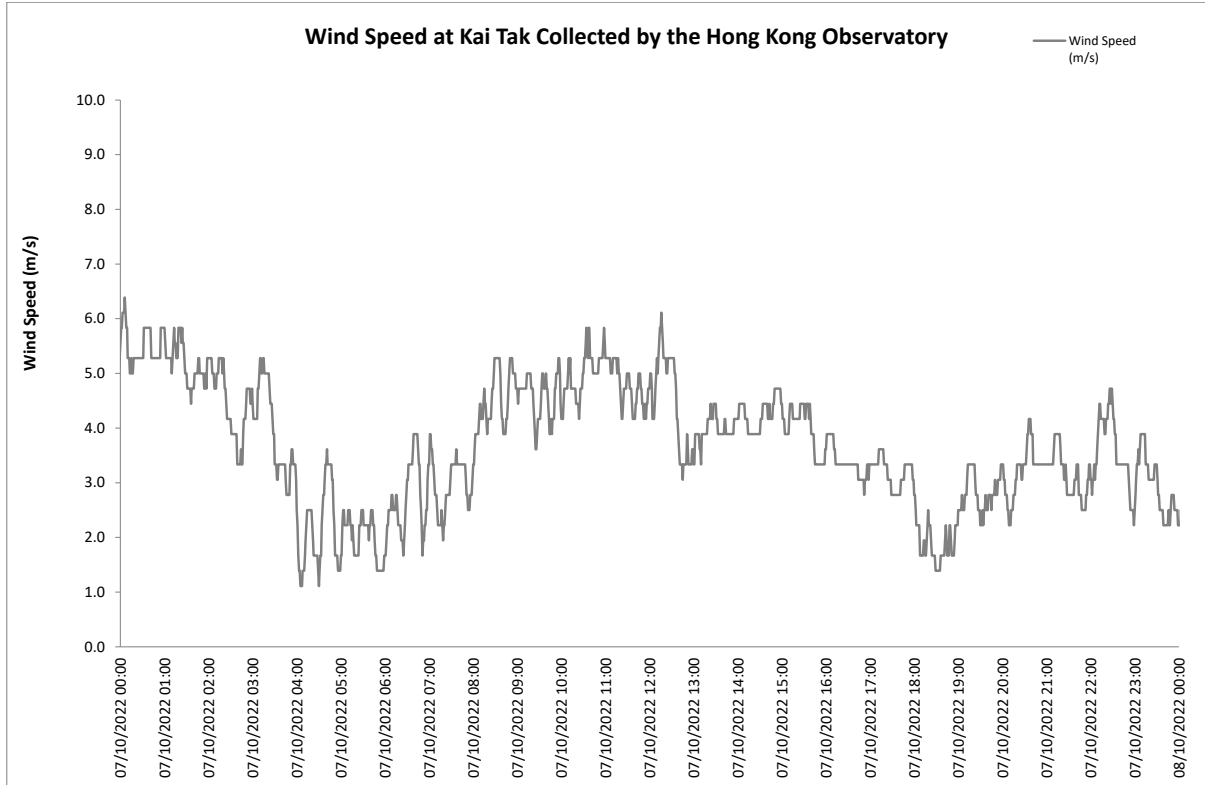


## Appendix F. Wind Data

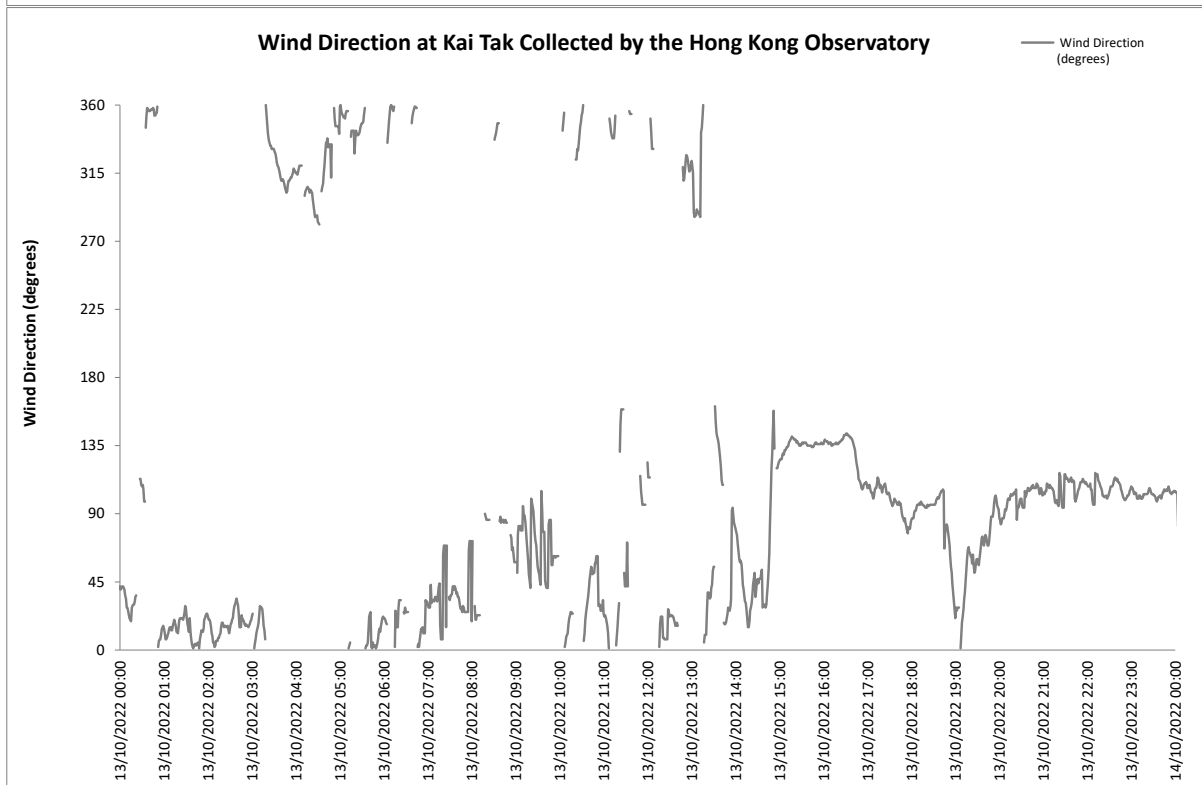
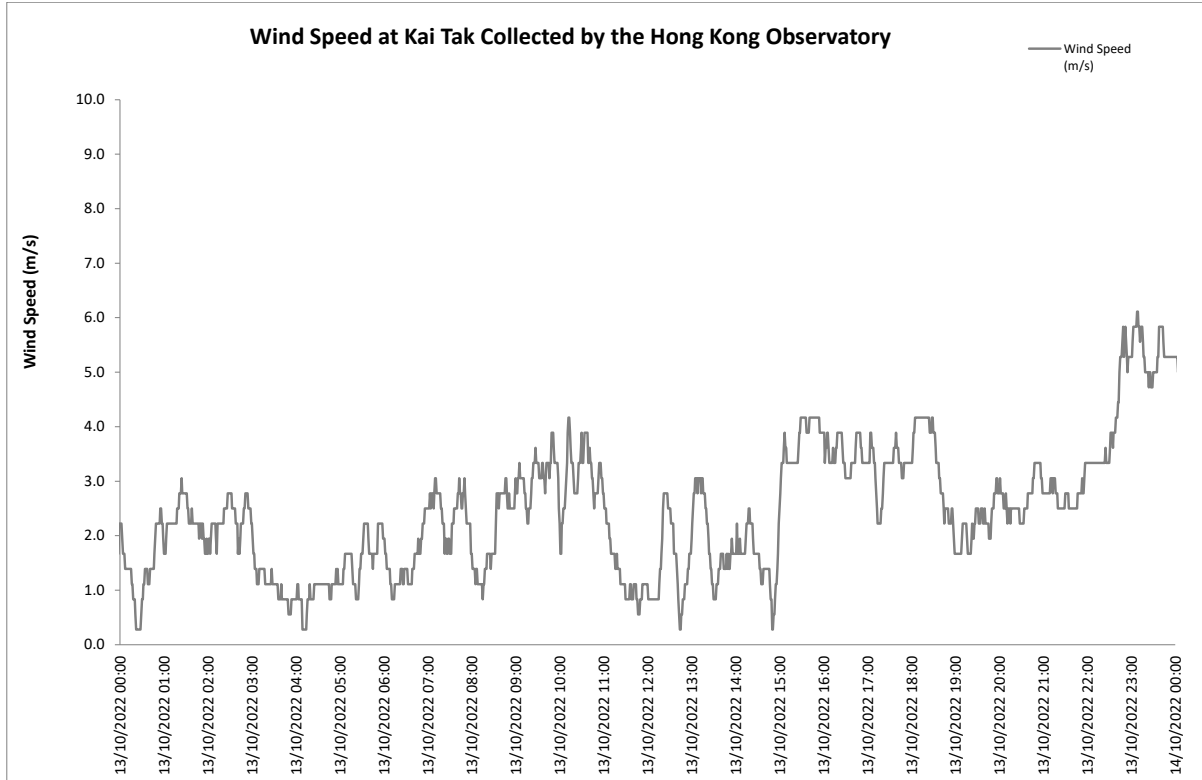
3 October 2022



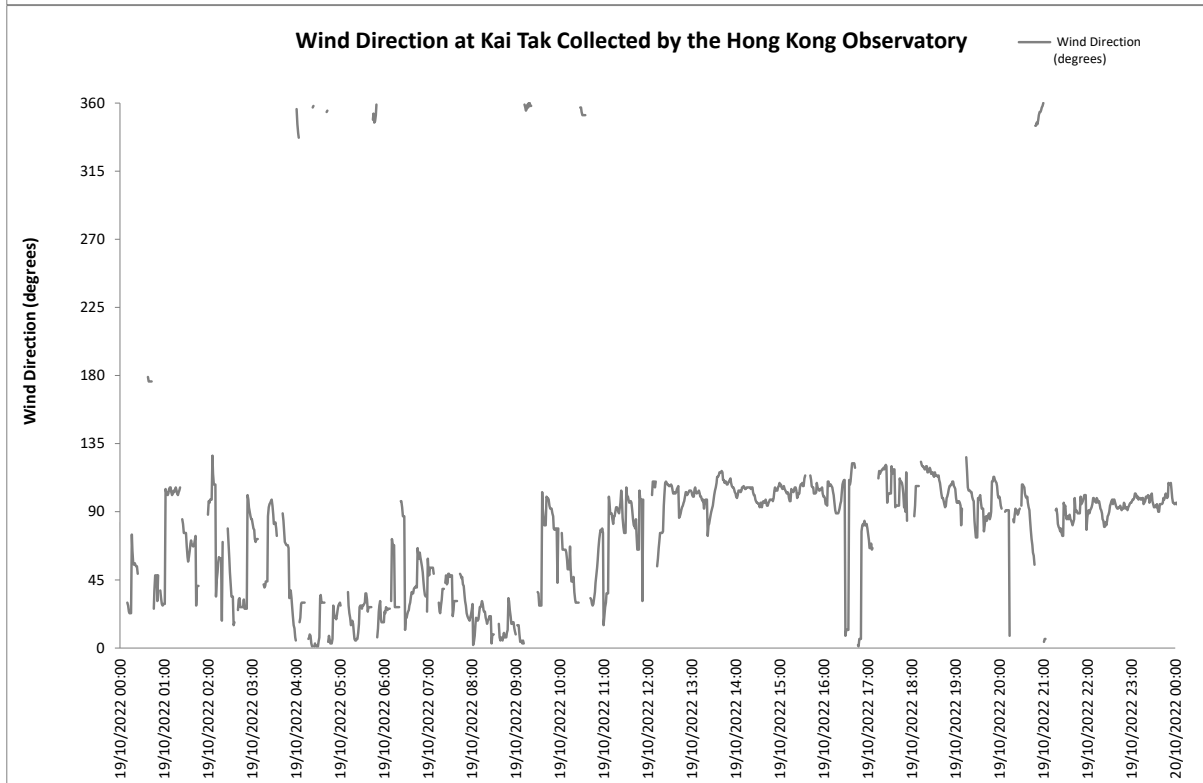
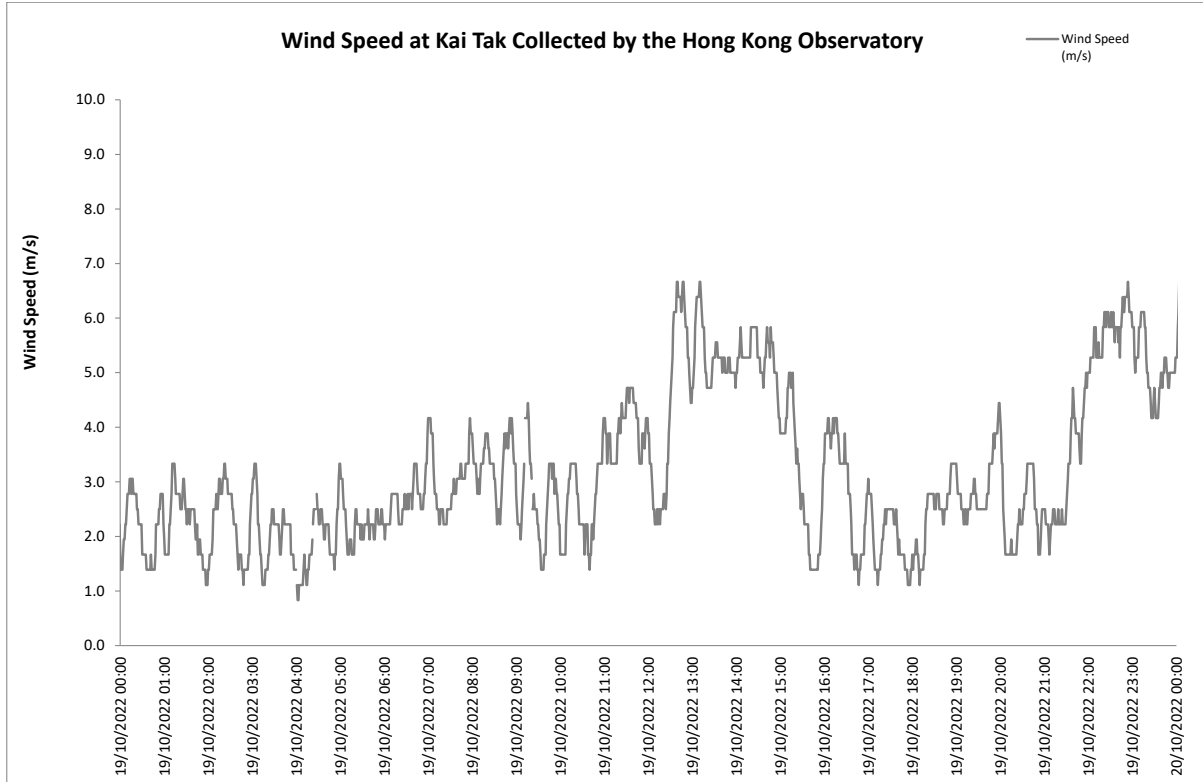
7 October 2022



13 October 2022

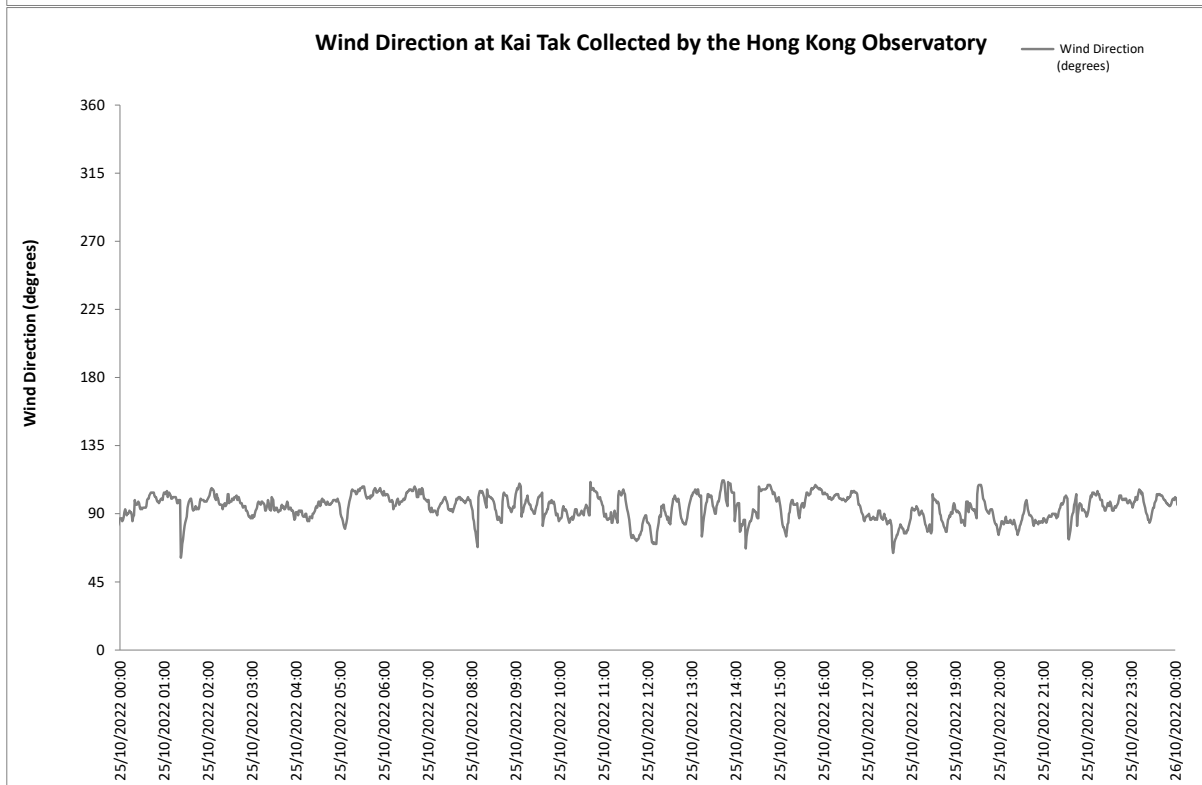
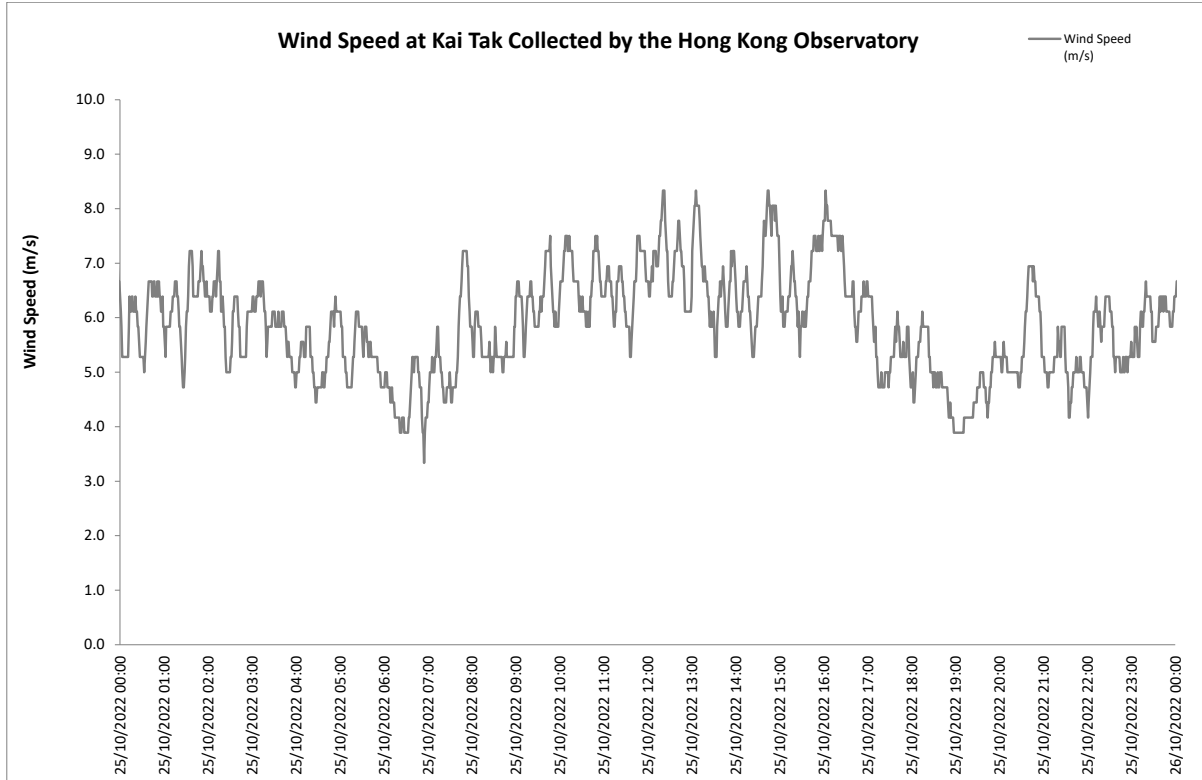


19 October 2022

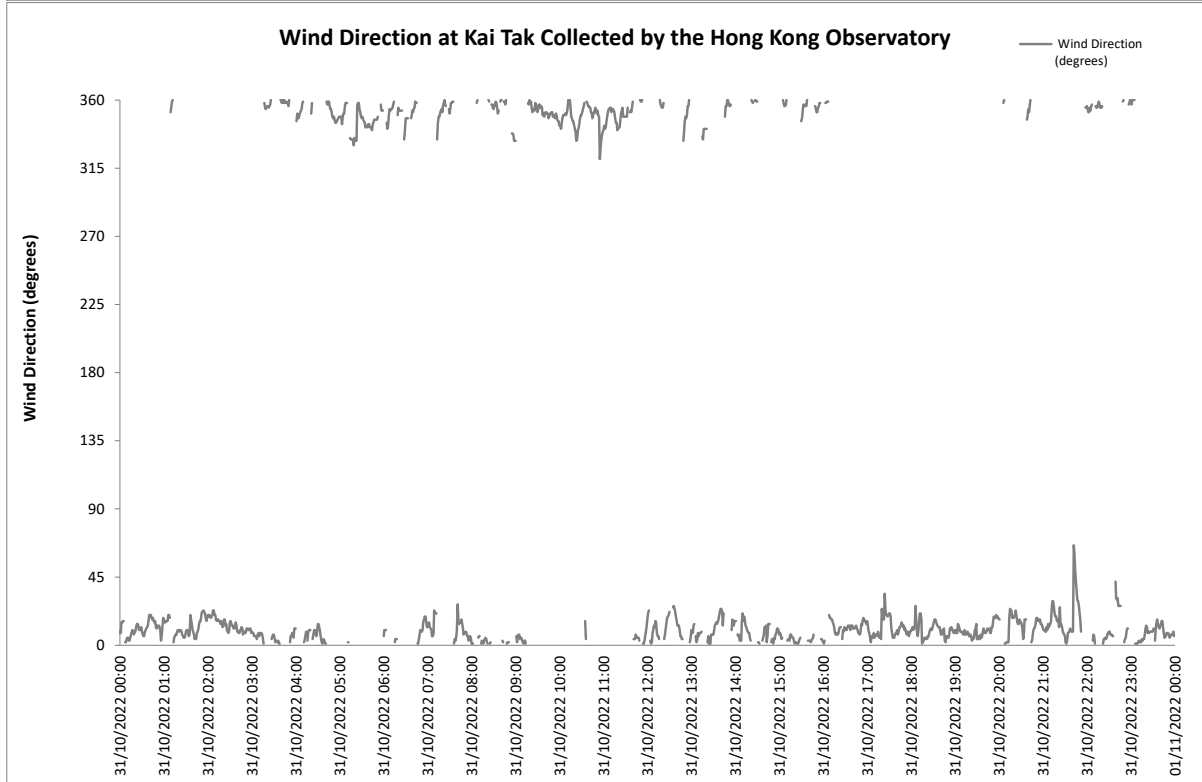
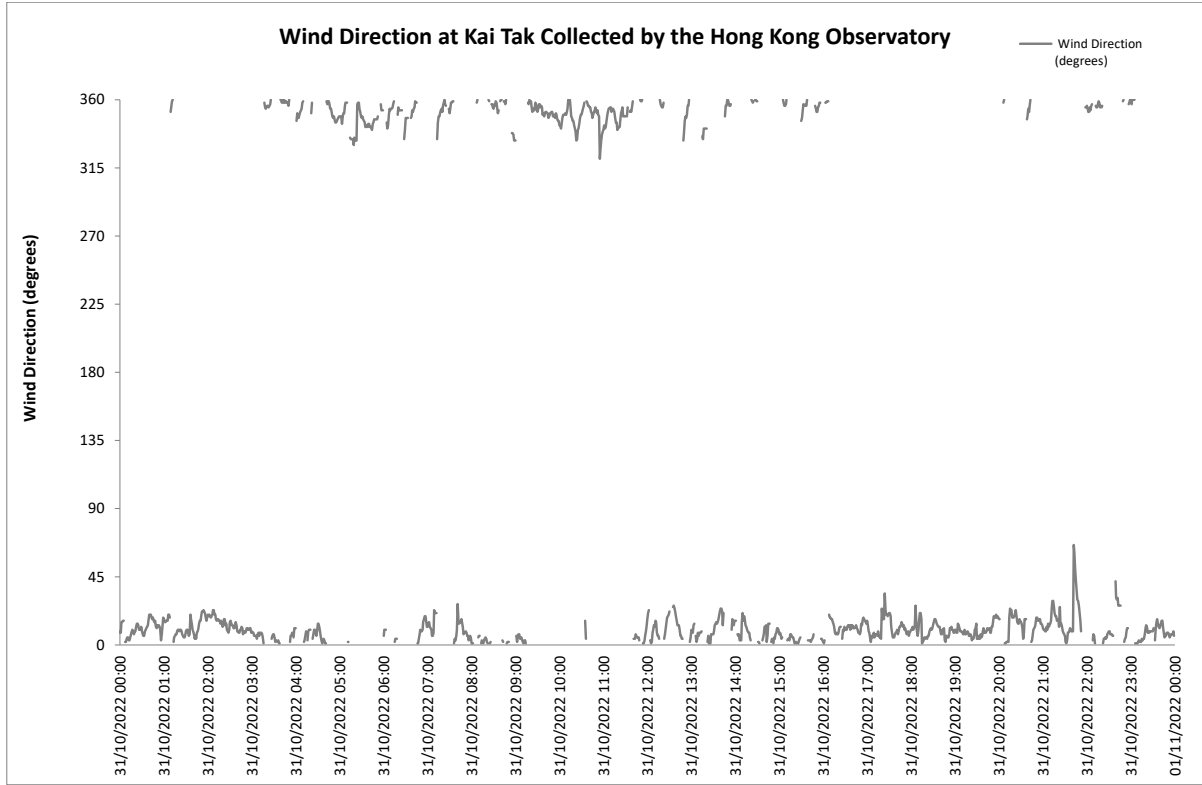




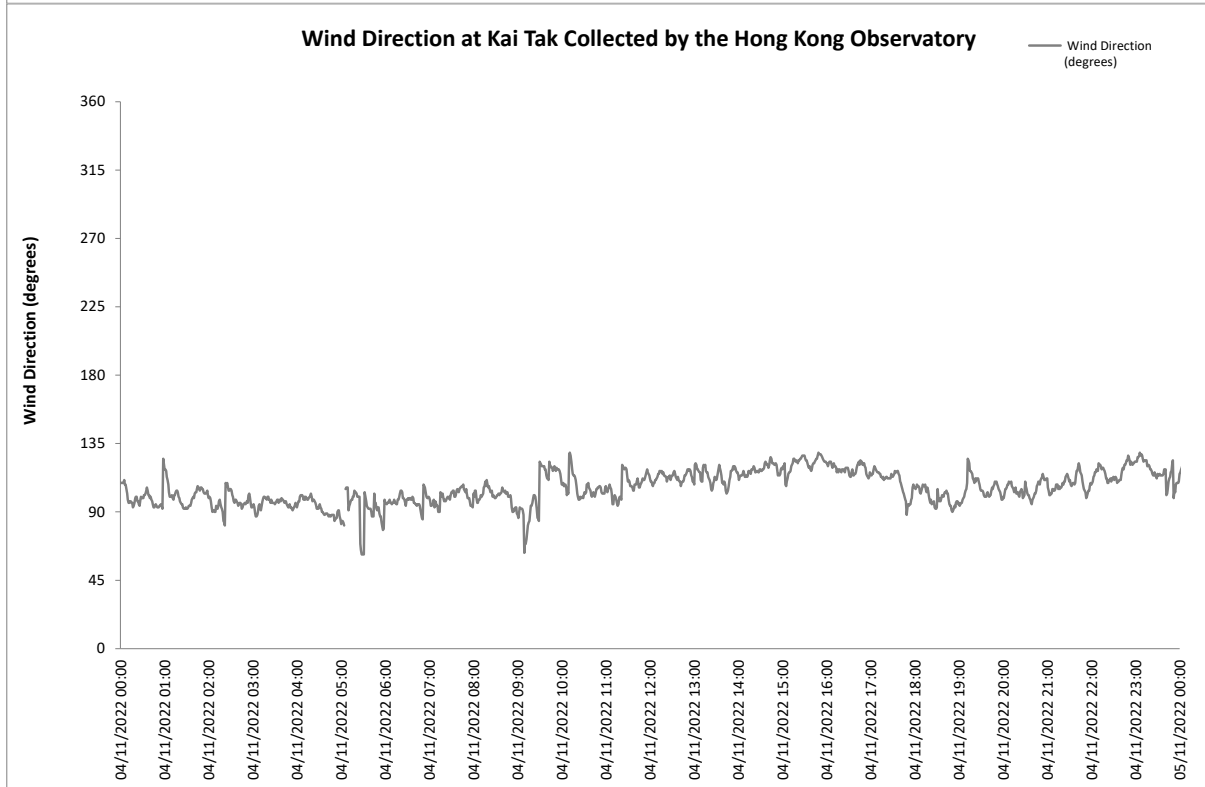
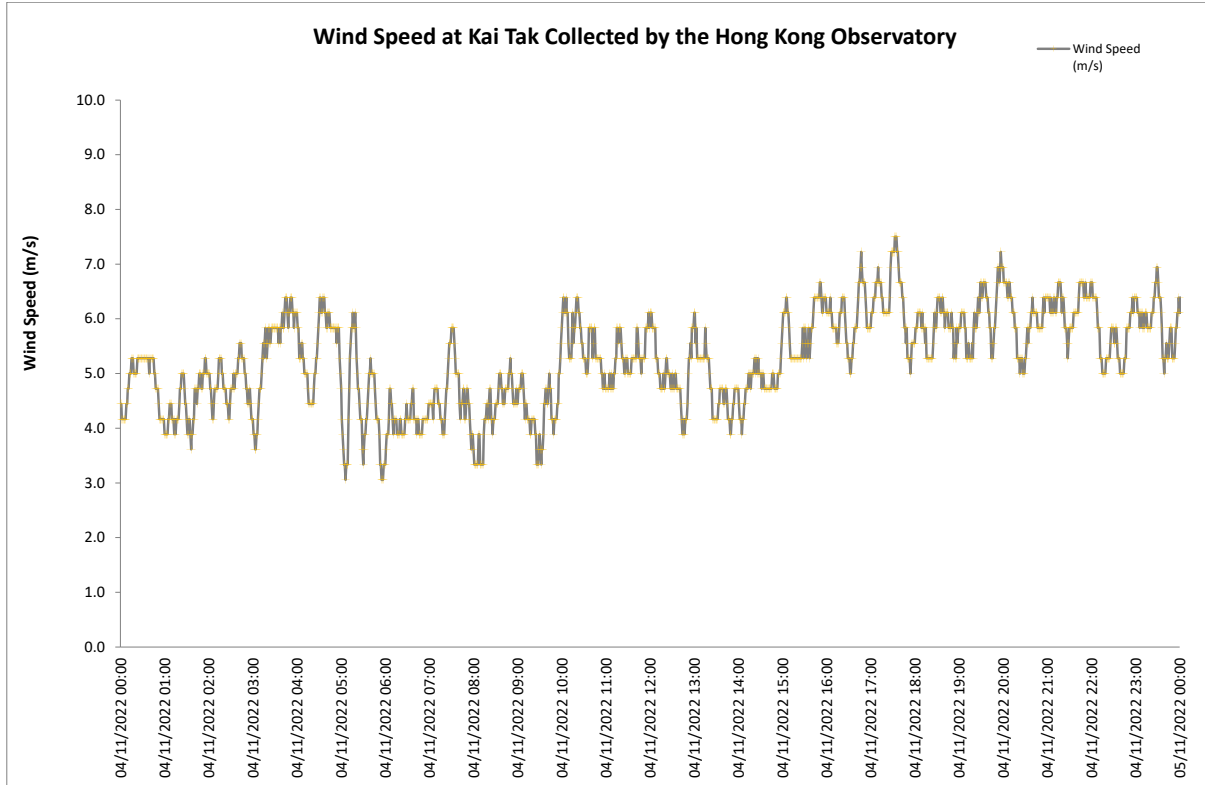
25 October 2022



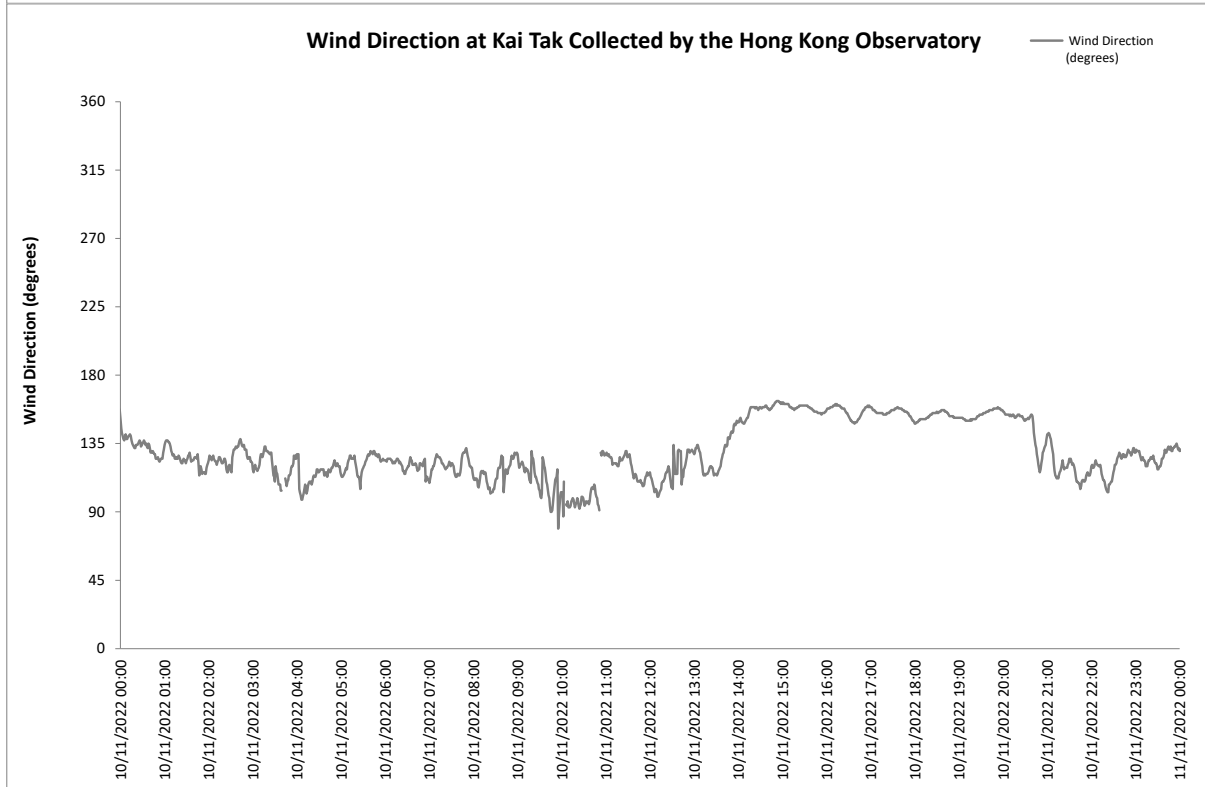
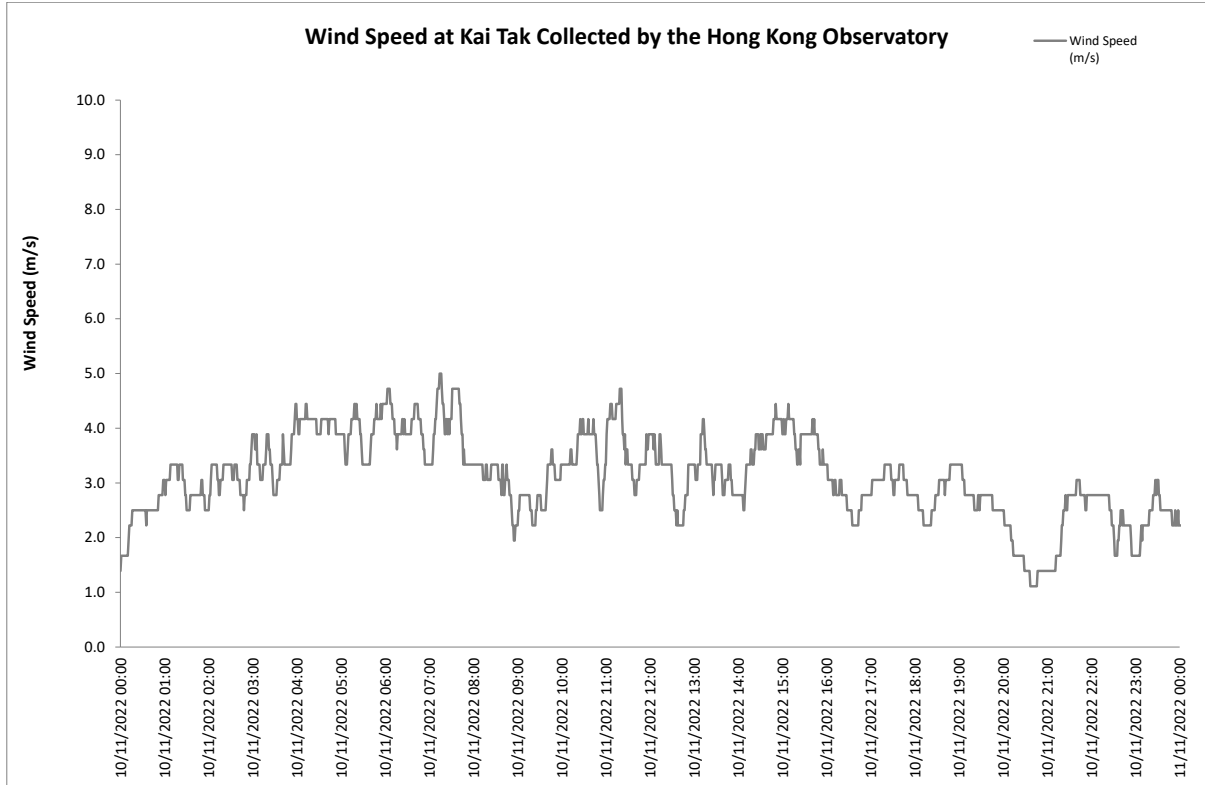
31 October 2022



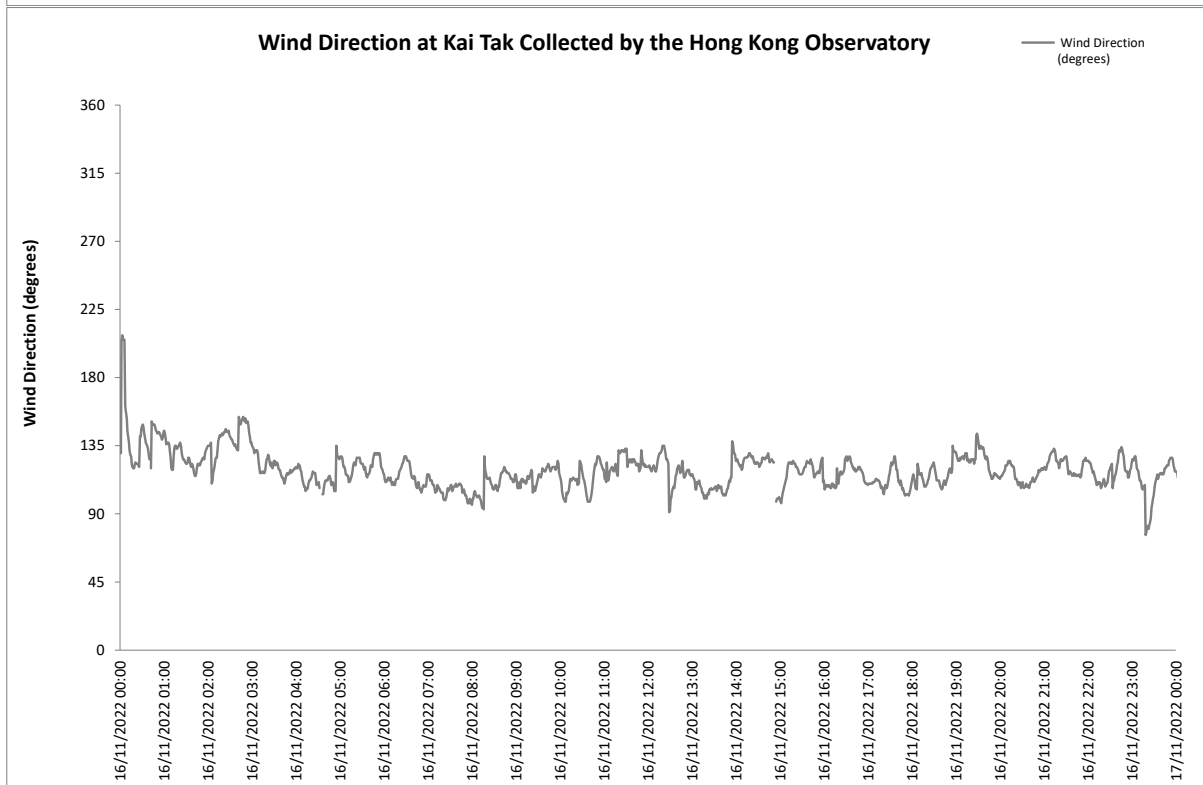
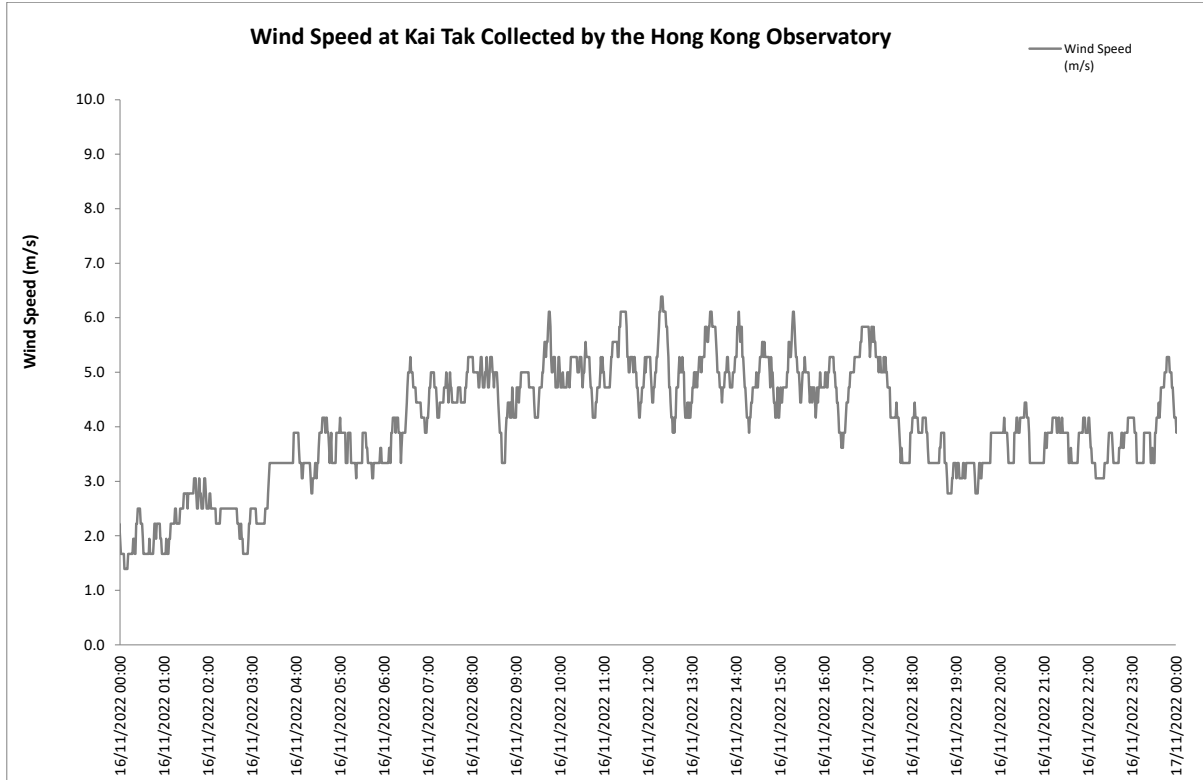
4 November 2022



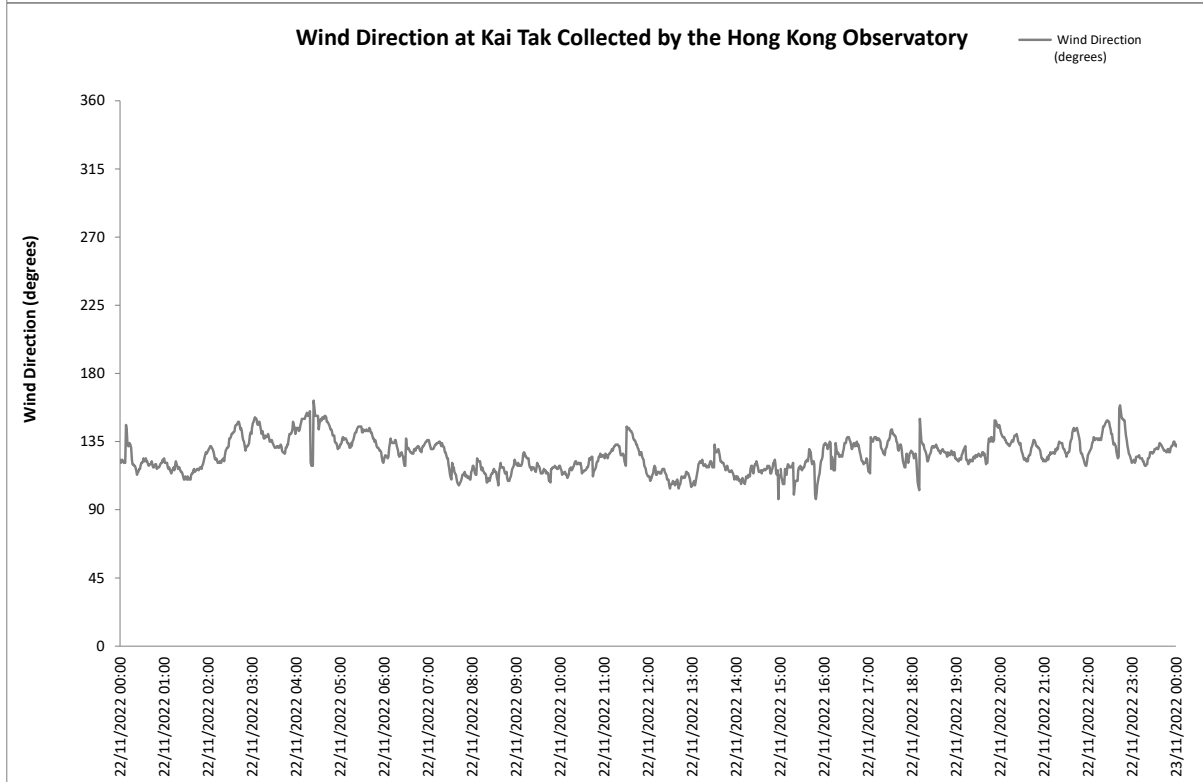
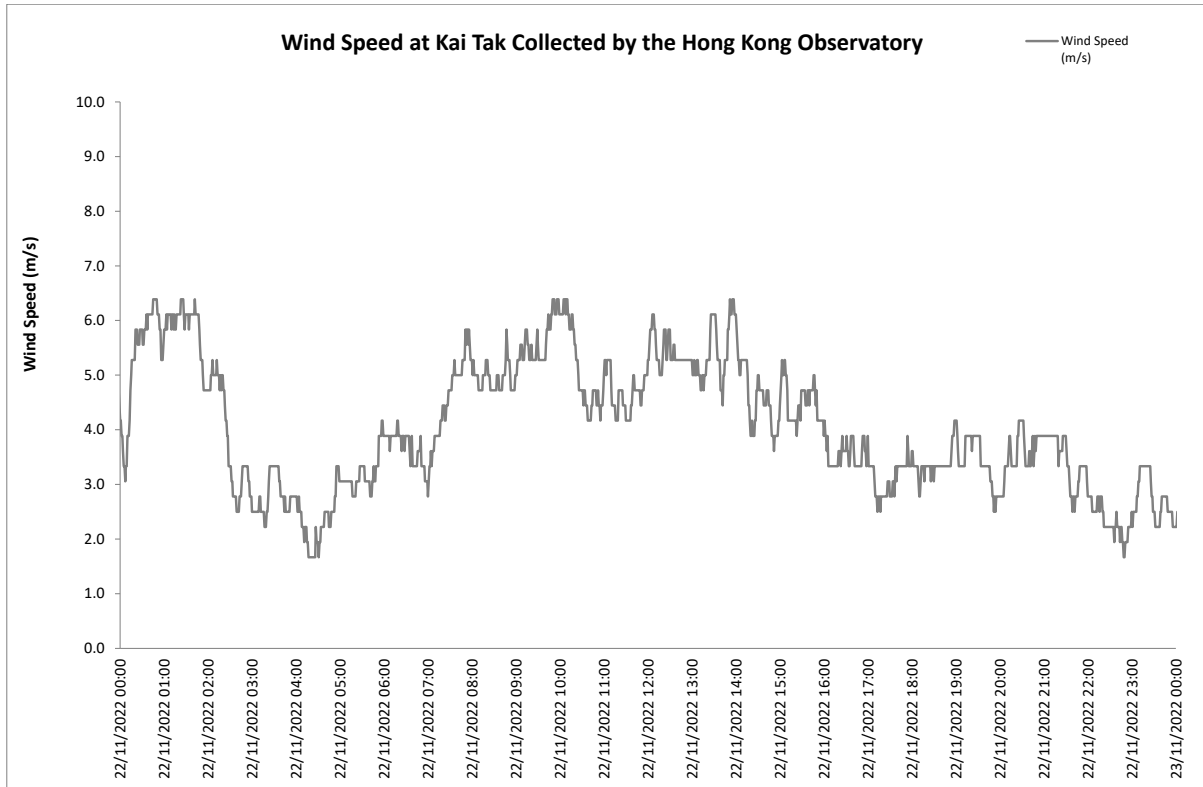
10 November 2022



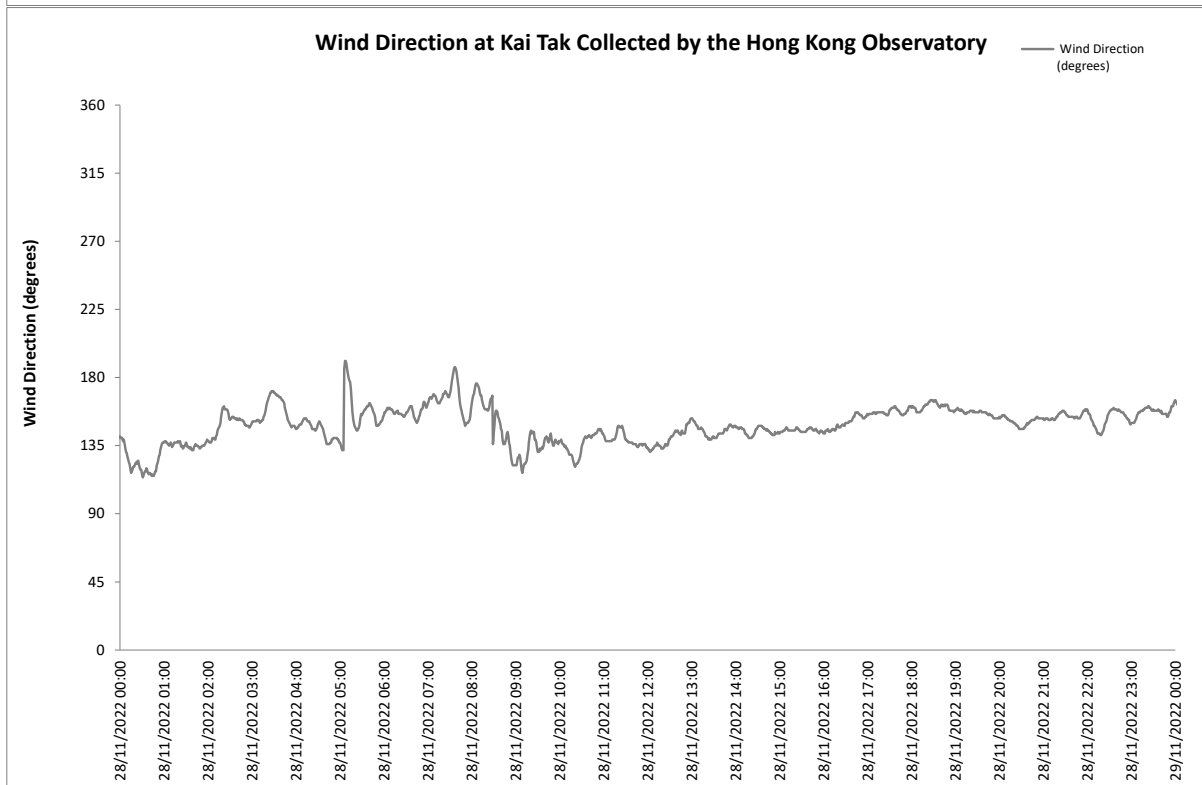
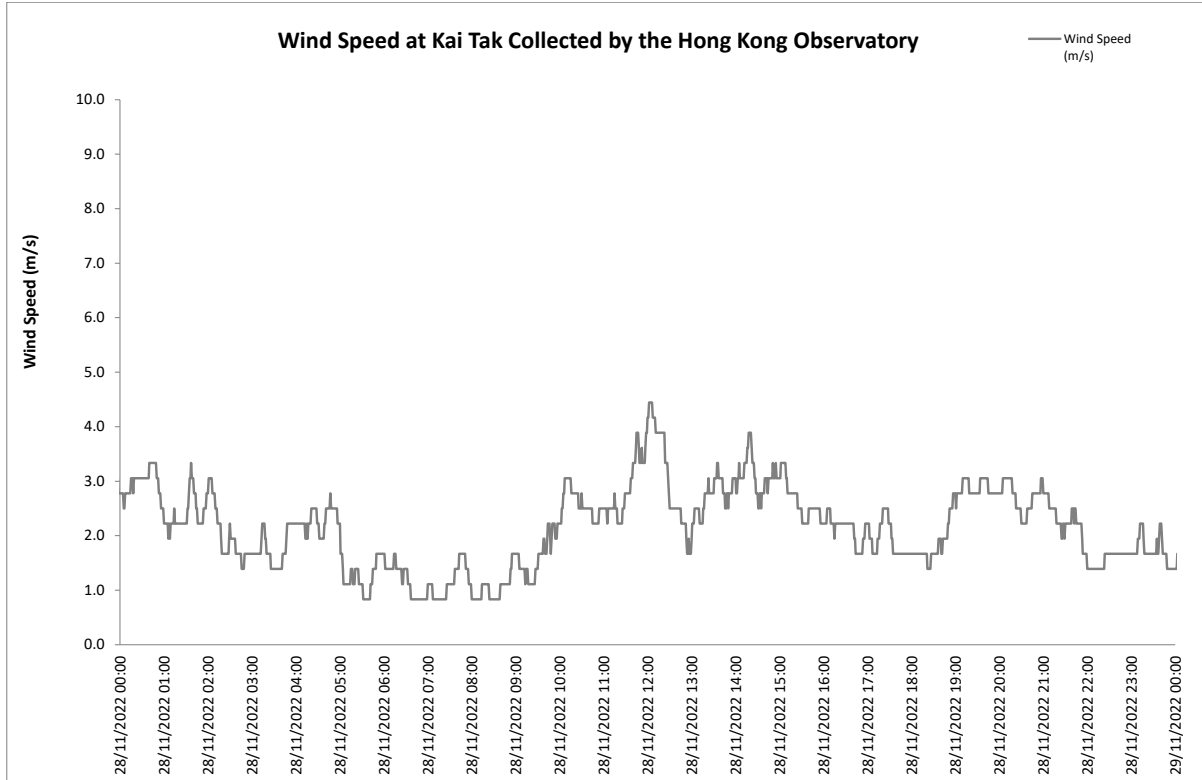
16 November 2022



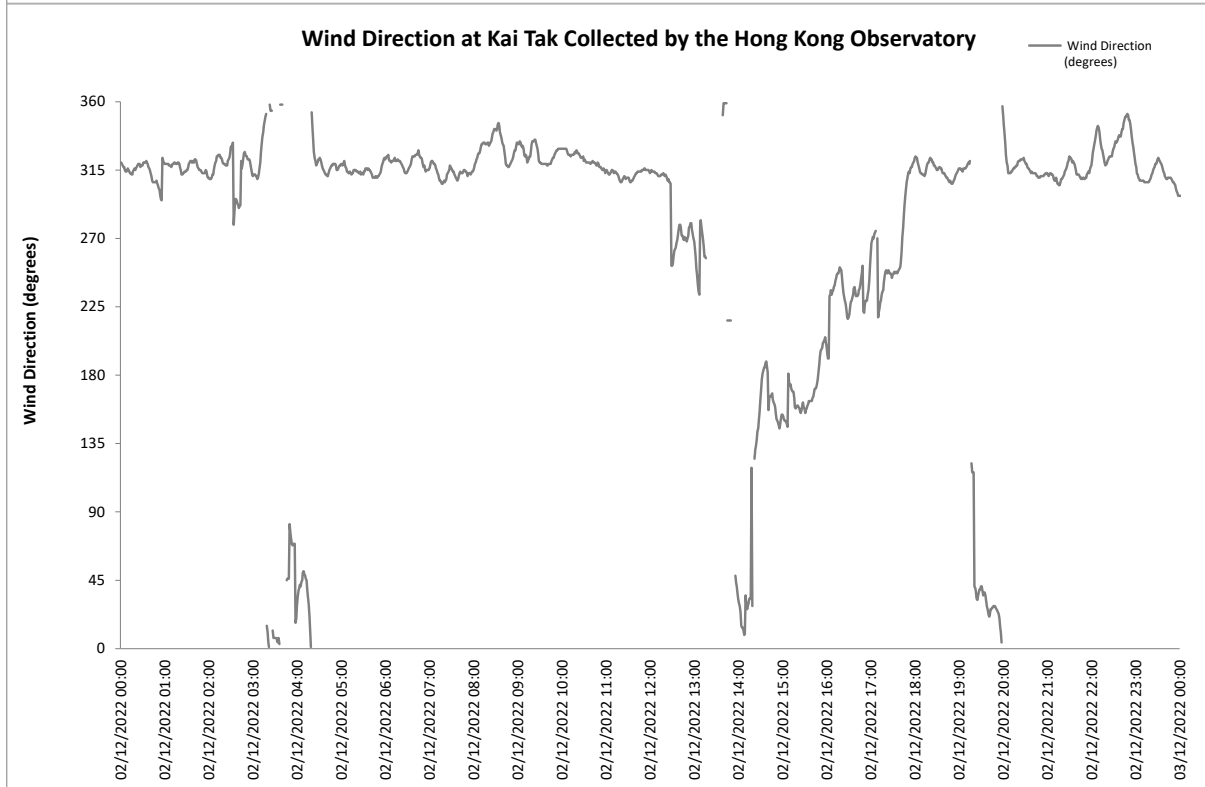
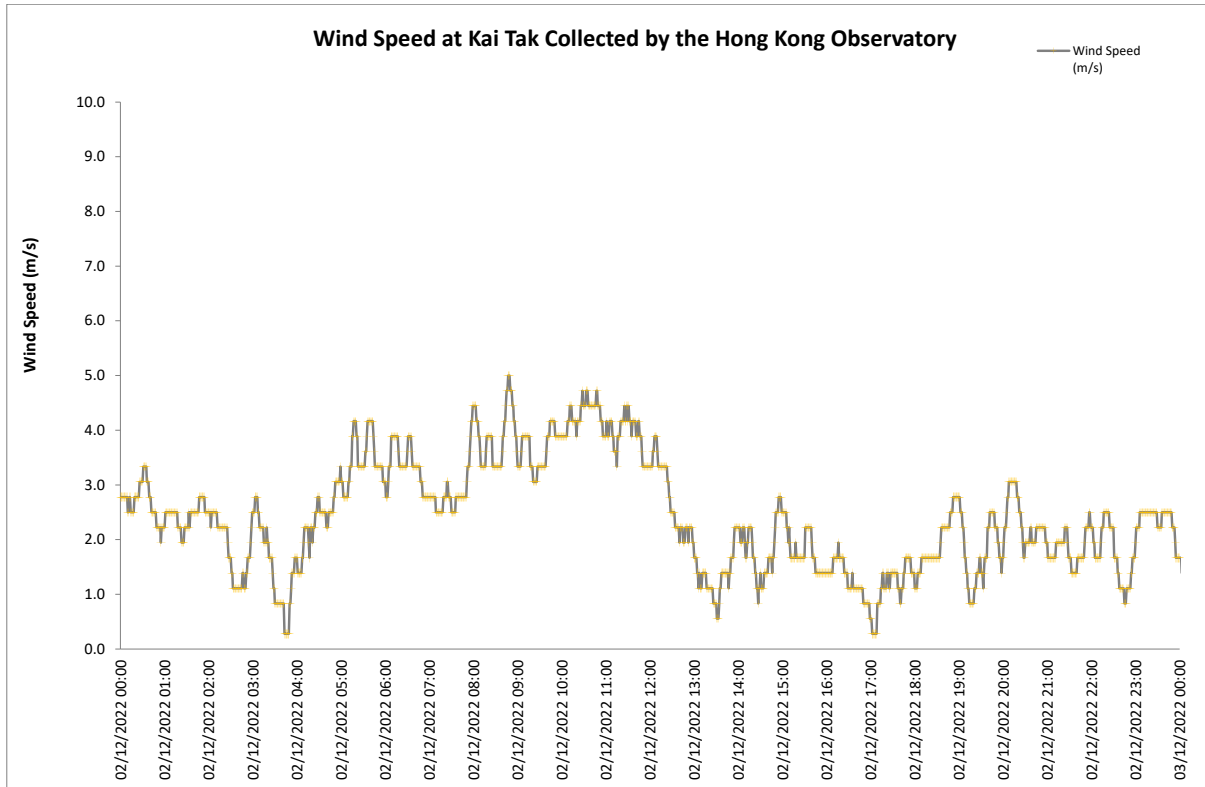
22 November 2022



28 November 2022

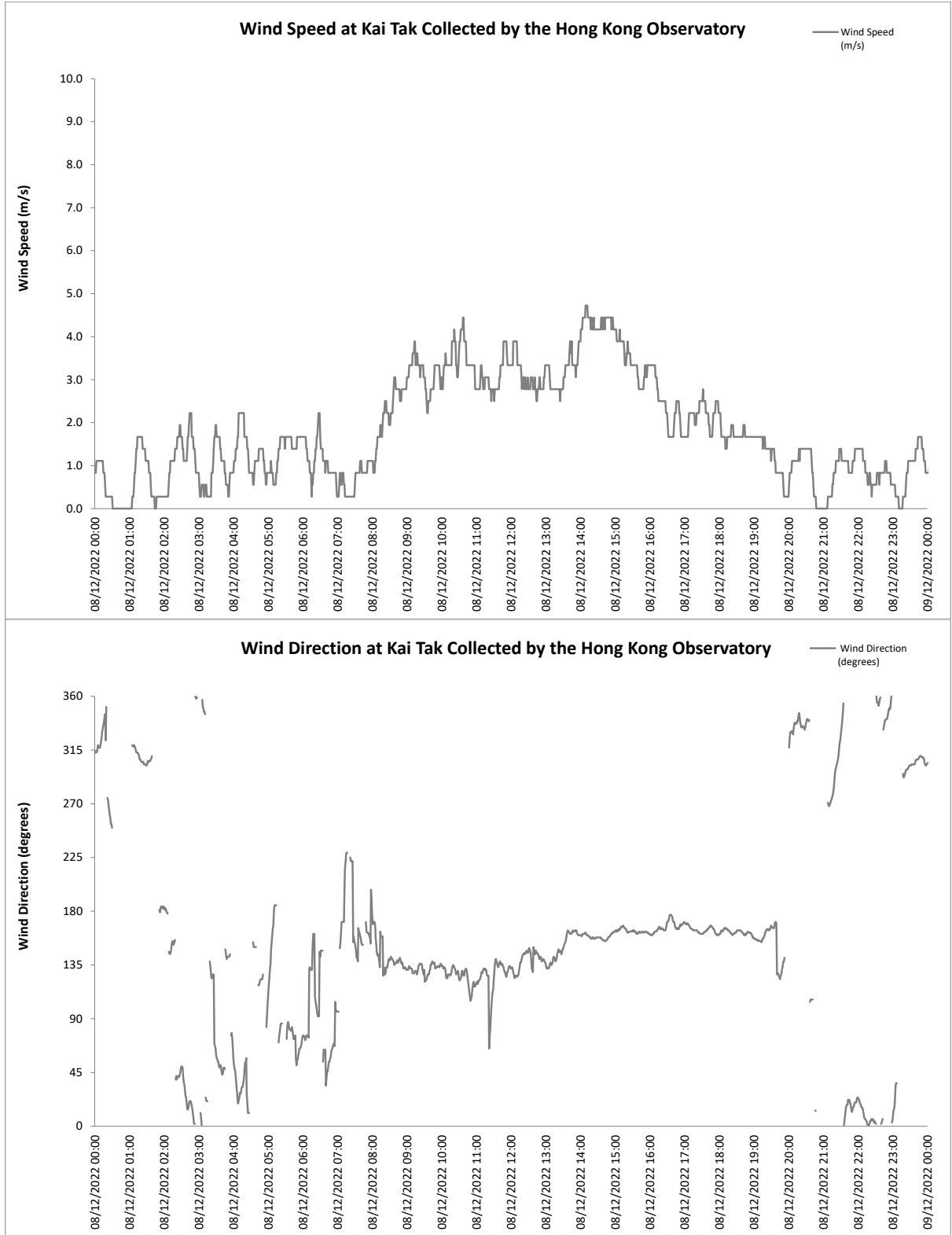


2 December 2022

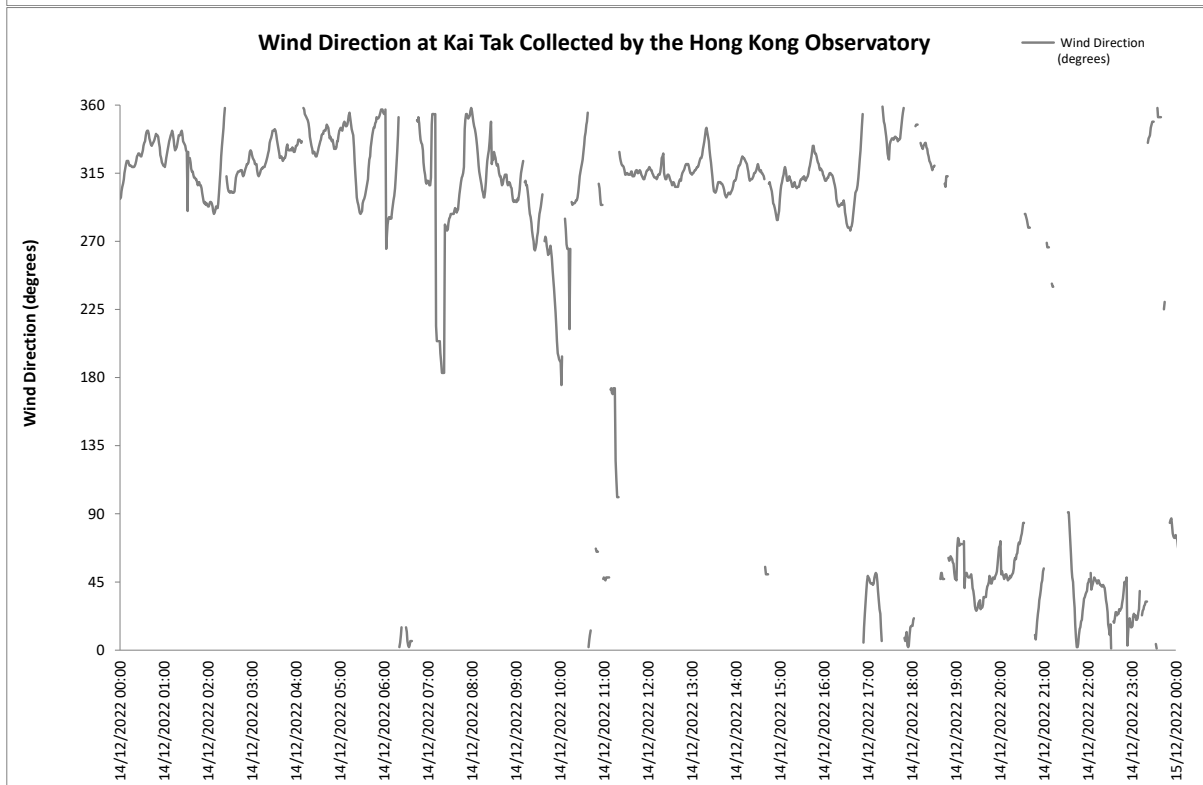
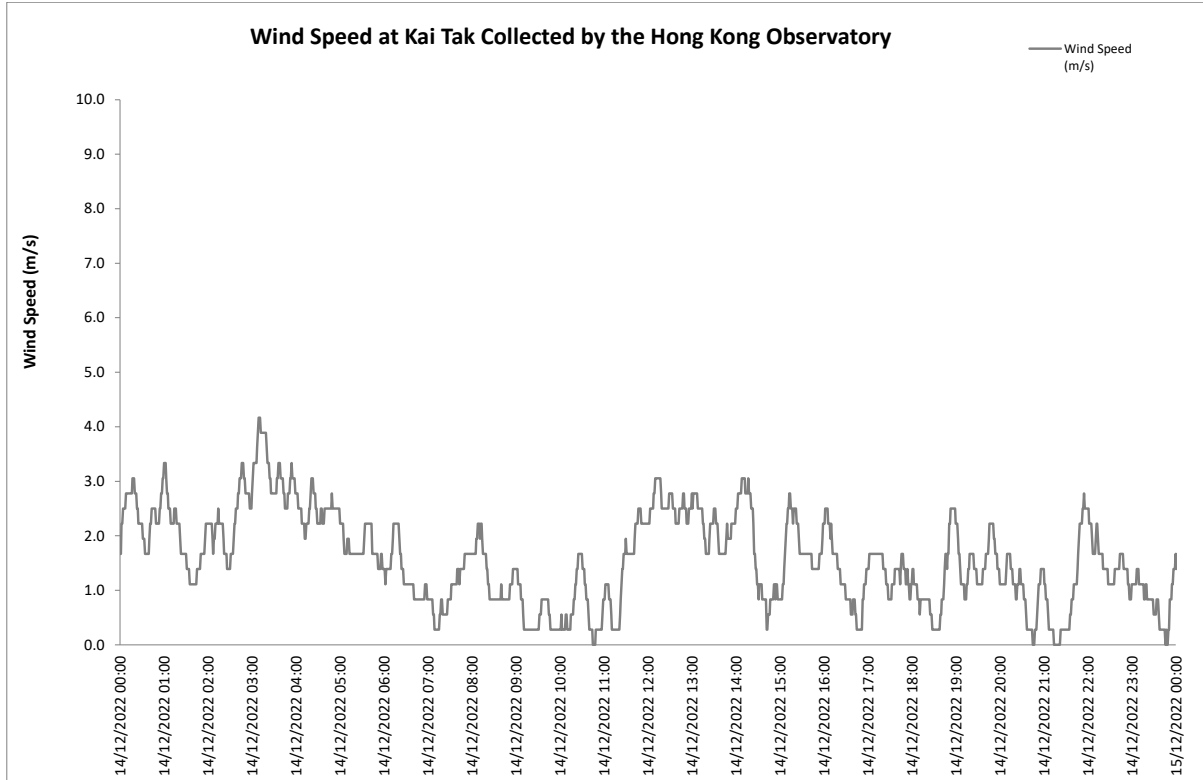




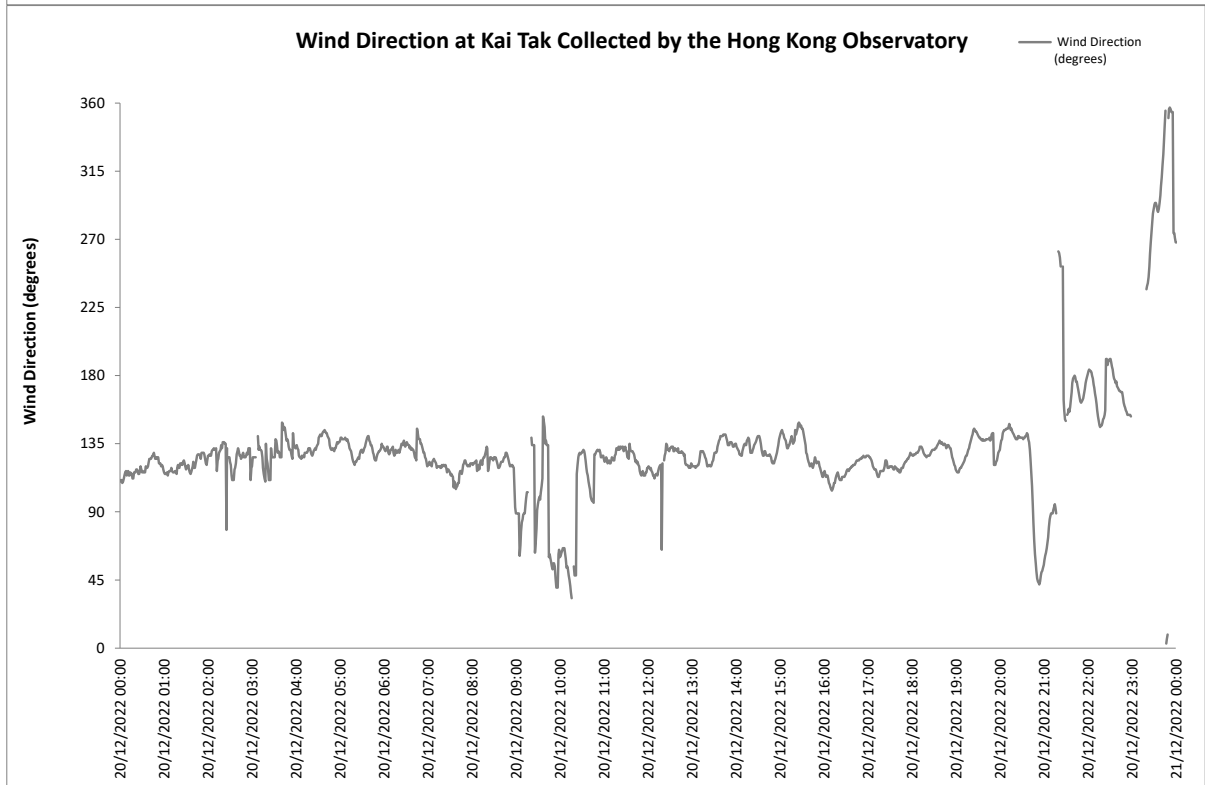
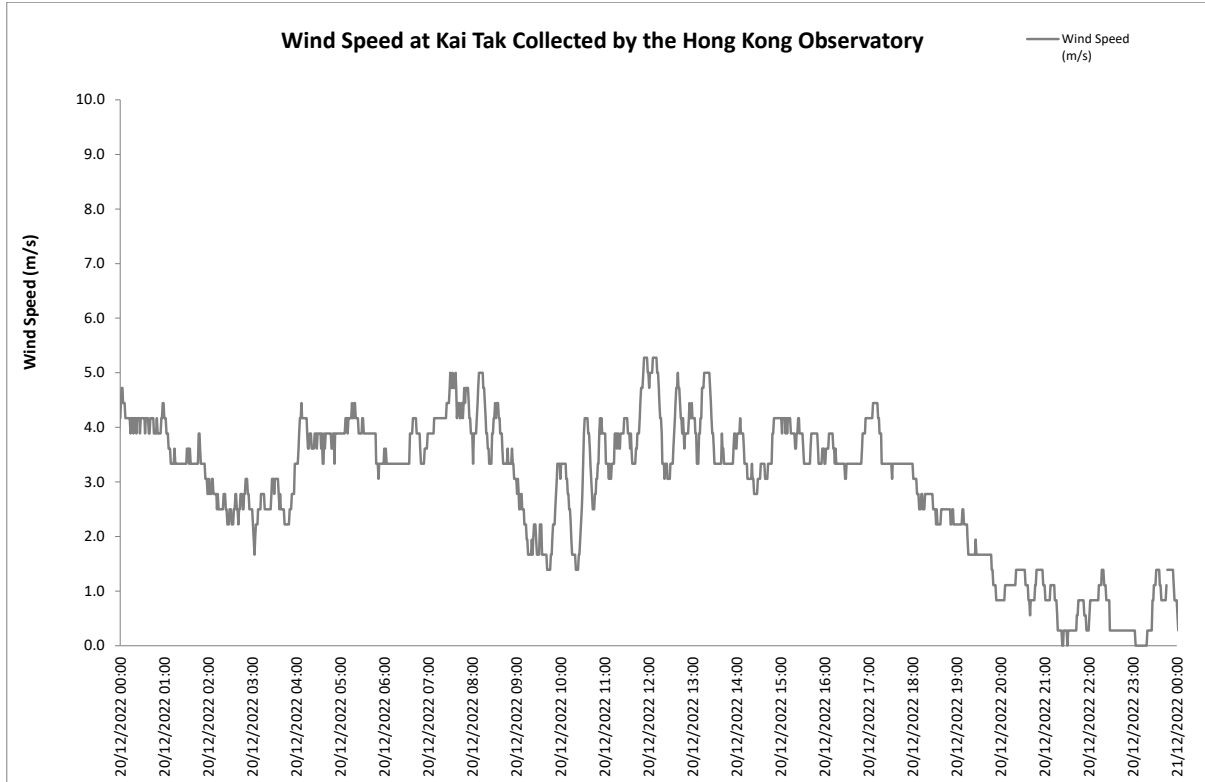
8 December 2022



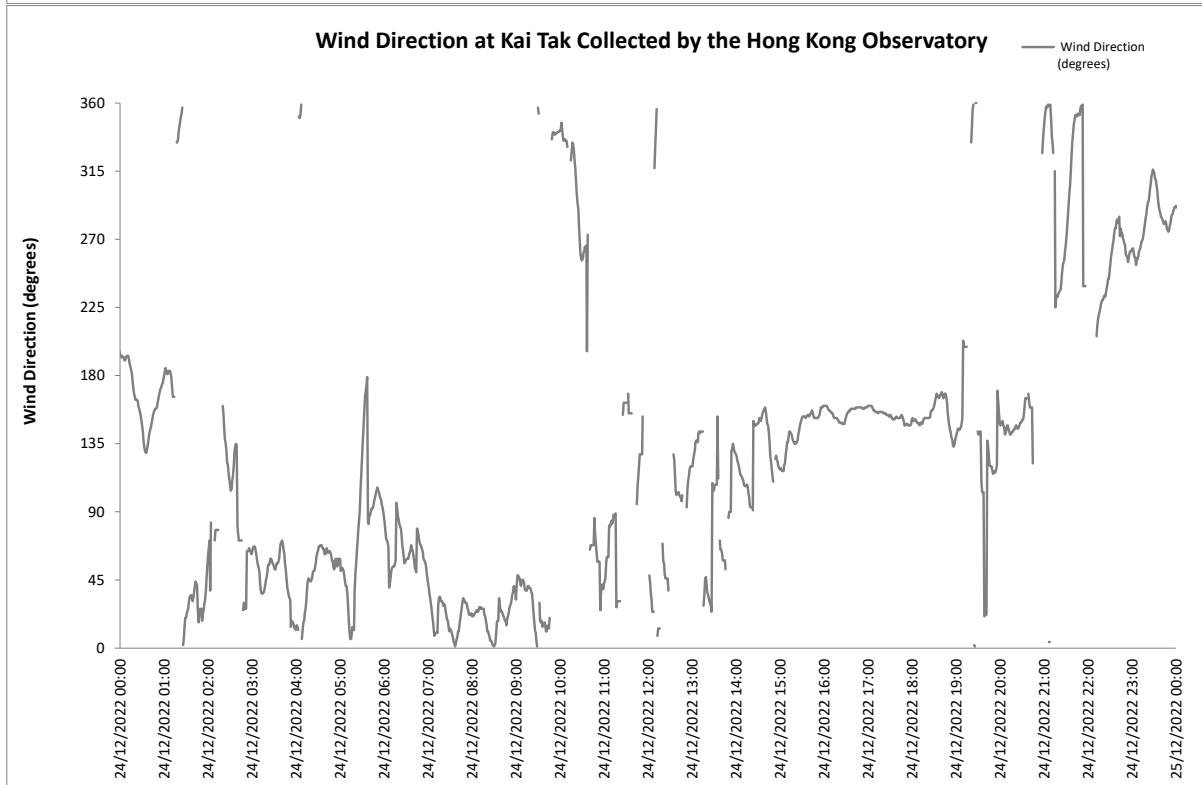
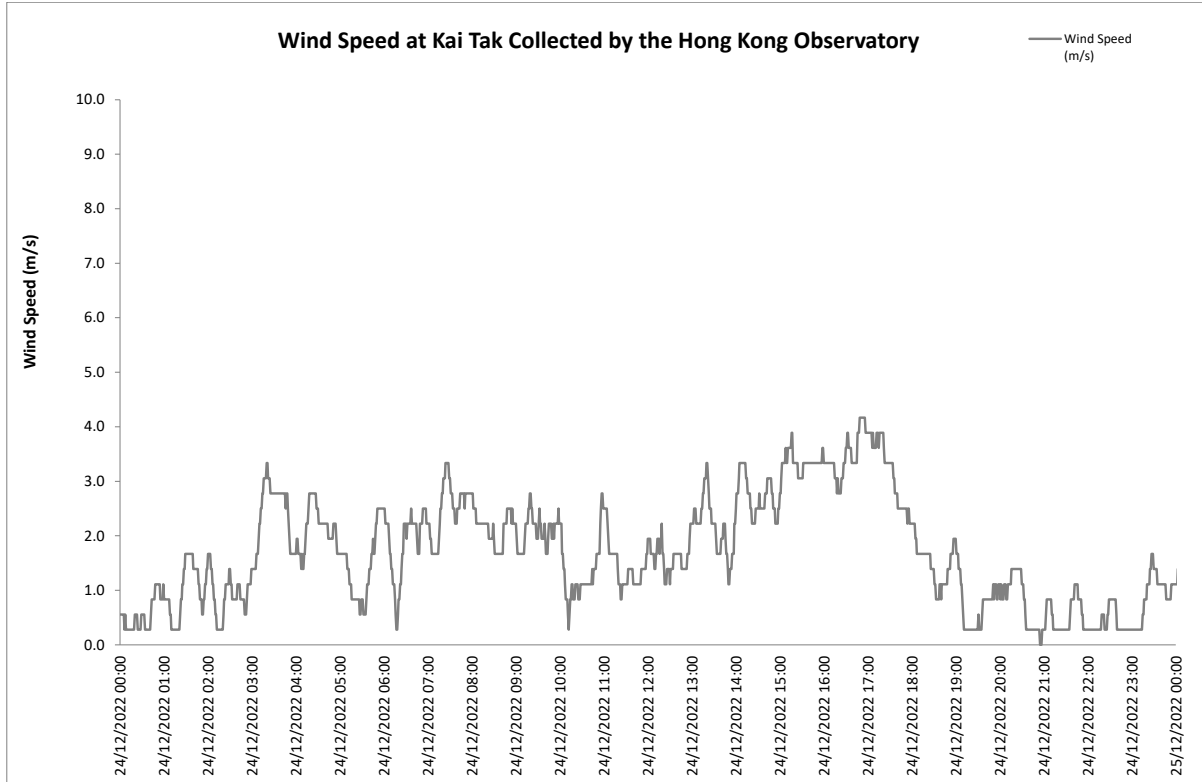
14 December 2022



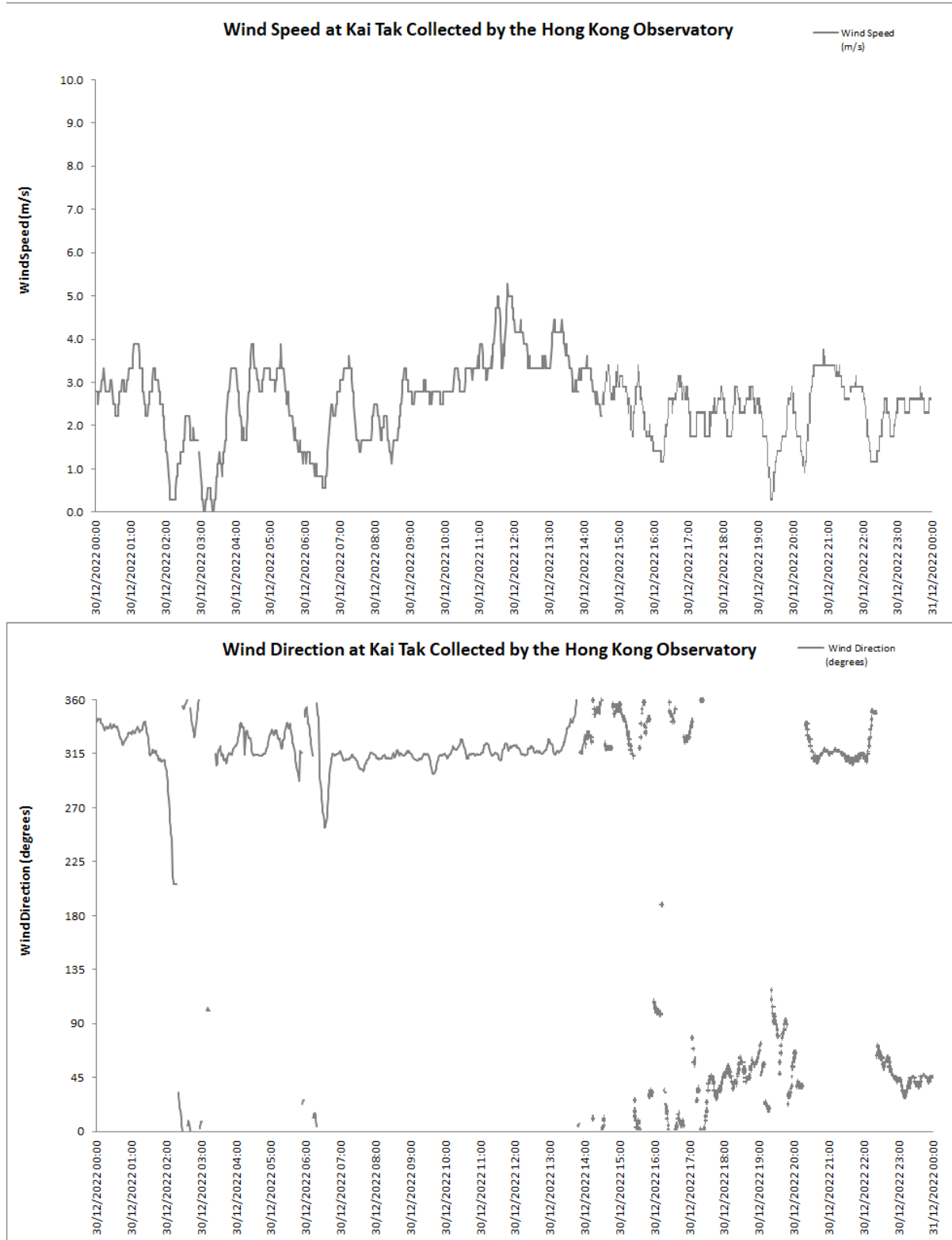
20 December 2022



24 December 2022



30 December 2022



## Appendix G. Waste Flow Table

**Monthly Waste Flow Table**

Month	Total Quantity Generated	Total Quantity Generated (Excluding Excavated Material)	Actual Quantities of Inert C&D Materials Generated Monthly							Actual Quantities of C&D Materials Generated Monthly						Remarks
			Excavated Materials			Non-excavated Materials				Metals (steel bar / metal strip) <sup>(1)</sup>	Metals (aluminum can) <sup>(1)</sup>	Paper / cardboard packaging <sup>(1)</sup>	Plastics <sup>(1) &amp; (4)</sup>	Chemical waste (wasted lubricant oil/ oil container)	Other, e.g. general refuse	
			Disposed in Public Fill	Disposed in Sorting Facilities	Others (e.g Reused in the Contract / Other Projects)	Broken Concrete or Construction Waste Collected by Recycled Company	Reused in the Contract	Reused in other Projects	Disposed in Public Fill							
(in '000kg)	(in '000kg)	(in '000kg)	(in '000kg)	(in '000kg)	(in '000kg)	(in '000kg)	(in '000kg)	(in '000kg)	(in '000kg)	(in '000kg)	(in '000kg)	(in '000kg)	(in '000kg)	(in '000kg)	(in '000kg)	
a1	a2	b	b	b	c	d	e	f	g	h	i	j	k	l	m	
Jan-19	0.00	0.00	0.00	0.00	0.00	0.00	0.00	0.00	0.00	0.00	0.00	0.00	0.00	0.00	0.00	
Feb-19	4960.89	4741.39	219.50	0.00	0.00	0.00	0.00	0.00	0.00	11.84	0.00	0.00	0.00	0.00	4729.55	
Mar-19	1218.47	1211.81	6.66	0.00	0.00	0.00	0.00	0.00	0.00	0.00	0.00	0.00	0.06	0.00	1211.75	
Apr-19	87.29	87.29	0.00	0.00	0.00	0.00	0.00	0.00	0.00	0.00	0.00	0.00	0.01	0.00	87.28	
May-19	80.77	80.77	0.00	0.00	0.00	0.00	0.00	0.00	0.00	0.67	0.00	0.08	0.42	0.00	79.61	
Jun-19	2302.16	614.79	1687.37	0.00	0.00	0.00	0.00	0.00	0.00	0.00	0.00	0.30	0.95	0.00	613.54	
Jul-19	3619.81	280.59	3339.22	0.00	0.00	0.00	0.00	0.00	0.00	1.77	0.00	0.00	1.29	0.60	276.93	
Aug-19	9840.16	349.65	9490.51	0.00	0.00	0.00	0.00	0.00	0.00	0.00	0.00	0.00	1.04	0.60	348.01	
Sep-19	11505.06	543.69	10961.37	0.00	0.00	0.00	0.00	0.00	0.00	81.95	0.00	1.43	1.15	0.00	459.16	
Oct-19	4718.13	313.84	4404.29	0.00	0.00	0.00	0.00	0.00	0.00	69.84	0.00	0.24	1.37	0.00	242.39	
Nov-19	5185.14	102.48	5082.66	0.00	0.00	0.00	0.00	0.00	0.00	0.00	0.00	0.00	1.63	0.80	100.05	
Dec-19	12107.08	127.05	11980.03	0.00	0.00	0.00	0.00	0.00	0.00	16.32	0.00	0.57	1.36	0.00	108.80	
Jan-20	18104.96	100.58	13459.32	0.00	4545.06	0.00	0.00	0.00	0.00	23.64	0.00	0.00	0.96	0.00	75.98	
Feb-20	35699.19	235.99	6615.03	0.00	28848.17	0.00	0.00	0.00	0.00	90.73	0.00	0.50	1.33	0.80	142.63	
Mar-20	42587.03	137.90	0.00	0.00	42449.13	0.00	0.00	0.00	0.00	0.00	0.00	0.00	1.10	0.00	136.80	
Apr-20	64506.51	218.89	0.00	0.00	64287.62	0.00	0.00	0.00	0.00	47.41	0.00	0.40	1.61	0.00	169.47	
May-20	44983.53	337.20	6519.25	0.00	38127.08	0.00	0.00	0.00	0.00	171.56	0.00	0.58	2.55	0.80	161.71	
Jun-20	43468.97	602.89	0.00	0.00	42866.08	0.00	0.00	0.00	0.00	377.41	0.01	1.03	2.16	0.00	222.28	
Jul-20	61609.05	1121.82	3771.32	0.00	56715.91	0.00	0.00	0.00	0.00	861.33	0.35	1.58	2.35	0.00	256.21	
Aug-20	111046.04	730.59	0.00	0.00	110315.45	0.00	0.00	0.00	0.00	443.46	0.01	1.39	1.87	0.00	283.86	
Sep-20	109678.75	712.61	0.00	0.00	108966.14	0.00	0.00	0.00	0.00	385.68	0.02	1.00	1.64	0.00	324.27	
Oct-20	135055.14	852.56	0.00	0.00	134202.58	0.00	0.00	0.00	0.00	362.36	0.01	0.86	2.12	0.60	486.61	
Nov-20	132183.00	1163.51	6981.13	0.00	124038.36	0.00	0.00	0.00	0.00	390.22	0.08	2.19	1.66	0.00	769.36	
Dec-20	78129.57	1315.84	4253.06	0.00	72560.67	0.00	0.00	0.00	0.00	393.38	0.05	2.68	1.96	0.00	917.77	
Jan-21	70013.03	912.17	10767.60	0.00	58333.26	0.00	0.00	0.00	0.00	386.46	0.07	1.24	0.64	0.00	523.76	
Feb-21	51743.64	1314.81	18740.08	0.00	31688.75	0.00	0.00	0.00	0.00	320.13	0.12	2.08	2.45	0.00	990.03	
Mar-21	16431.34	1411.19	0.00	0.00	15020.15	0.00	0.00	0.00	0.00	467.54	0.02	1.84	1.70	0.00	940.09	
Apr-21	39675.06	1610.42	0.00	0.00	38064.64	0.00	0.00	0.00	0.00	442.35	0.00	1.31	2.81	0.00	1163.95	
May-21	56589.31	1812.39	0.00	0.00	54776.92	0.00	0.00	0.00	0.00	353.07	0.02	1.10	1.37	0.00	1456.83	
Jun-21	18264.19	2544.22	0.00	0.00	15719.97	0.00	0.00	0.00	0.00	383.64	0.00	1.55	3.36	0.00	2155.67	
Jul-21	7959.53	2028.39	4150.75	0.00	1780.39	0.00	0.00	0.00	0.00	326.91	0.00	1.28	1.40	0.00	1698.80	
Aug-21	32389.58	2259.89	30129.69	0.00	0.00	0.00	0.00	0.00	0.00	269.75	0.00	1.99	2.68	0.00	1985.47	
Sep-21	34559.10	2034.74	17144.35	0.00	15380.01	0.00	0.00	0.00	0.00	289.21	0.00	1.04	2.83	0.00	1741.66	
Oct-21	34821.07	2363.58	6551.45	0.00	25918.04	0.00	0.00	0.00	0.00	164.09	0.00	1.27	3.80	0.60	2183.82	
Nov-21	10648.02	2282.17	8365.85	0.00	0.00	0.00	0.00	0.00	0.00	125.27	0.00	1.54	0.69	0.00	2154.67	
Dec-21	6238.85	2367.85	3871.00	0.00	0.00	0.00	0.00	0.00	0.00	130.89	0.00	1.43	1.76	0.00	2233.77	
Jan-22	6654.84	1294.33	5360.51	0.00	0.00	0.00	0.00	0.00	0.00	158.11	0.00	0.51	0.00	0.00	1135.71	
Feb-22	27279.95	1820.78	25459.17	0.00	0.00	0.00	0.00	0.00	0.00	162.33	0.00	0.81	0.85	0.00	1656.79	
Mar-22	15402.21	1792.21	13610.00	0.00	0.00	0.00	0.00	0.00	0.00	36.78	0.00	0.62	3.11	0.00	1751.70	
Apr-22	8425.54	2151.70	6273.84	0.00	0.00	0.00	0.00	0.00	0.00	83.12	0.00	0.61	1.47	0.00	2066.50	
May-22	8171.01	2700.44	5470.57	0.00	0.00	0.00	0.00	0.00	0.00	192.21	0.00	1.66	1.91	0.00	2504.66	
Jun-22	5804.34	2575.55	3228.79	0.00	0.00	0.00	0.00	0.00	0.00	238.36	0.00	1.56	4.87	0.00	2330.75	
Jul-22	11860.09	2557.97	9302.12	0.00	0.00	0.00	0.00	0.00	0.00	138.66	0.00	0.92	4.03	0.00	2414.36	
Aug-22	14721.29	2391.62	12329.67	0.00	0.00	0.00	0.00	0.00	0.00	155.67	0.00	0.52	5.72	0.00	2229.71	
Sep-22	12307.08	2428.20	9878.88	0.00	0.00	0.00	0.00	0.00	0.00	15.57	0.00	0.50	0.73	0.00	2411.40	
Oct-22	16034.69	2332.38	13702.31	0.00	0.00	0.00	0.00	0.00	0.00	83.73	0.00	1.07	1.24	0.00	2246.34	
Nov-22	21702.52	1944.12	19758.40	0.00	0.00	0.00	0.00	0.00	0.00	14.41	0.00	0.81	1.96	0.00	1926.94	
Dec-22	1460372.97	62904.84	312865.75	0.00	1084602.38	0.00	0.00	0.00	0.00	8667.84	0.75	42.08	81.98	4.80	54107.40	

Total C&D waste generated 1460372.97 tonne a1=b+c+d+e+f+g+h+i+j+k+l+m  
 Total C&D waste generated (excluding excavated materials) 62904.84 tonne a2=c+d+e+f+g+h+i+j+k+l+m  
 Total recycled C&D waste 8792.64 tonne a3=c+d+e+h+i+j+k  
 % of recycled C&D waste for BEAM Plus MA10 or MA11 13.98 % a4=a3/a2 x 100%

- Notes:
- (1) Metal, paper & plastic were collected by recycler.
  - (2) The performance target of waste recycling are specified in the Contract.
  - (3) The waste flow table shall also include C&D materials that are specified in the Contract to be imported for use at the Site.
  - (4) Plastics refer to plastic bottles/ containers, plastic/ foam from packaging material.
  - (5) Broken concrete for recycling into aggregates.
  - (6) Excavated materials/waste will NOT be considered as part of construction waste. It should be excluded in the calculation.
  - (7) Disposal of inert waste to public fill or sorting facilities will NOT be considered as recycled waste.
  - (8) Disposal record for October 2022 and November 2022 have been updated according to the latest information from contractor in December 2022.
  - (9) Recycling record for metals, papers and plastics have been updated according to the latest information from contractor in December 2022.

**Project: Proposed Composite Development at NKIL 6607, Shing Kai Road, Kai Tak, Kowloon**

**Company: Hip Hing Construction Co., Ltd.**

**Monthly Summary Waste Flow Table**

Month	Total Quantities Generated	Total Quantities Generated (excluded excavated material)	Accumulated Quantities of Inert C&D Materials Generated Monthly					Accumulated Quantities of Non-inert C&D Wastes Generated Monthly						
			(a)	(b)	(c)	(d)	(e)	(f)	(g)	(h)	(i)	(j)	(k)	(l)
			Broken Concrete Recycled	Broken Concrete Diverted to Public Fill	Excavated Materials Reused in this Project	Excavated Materials Reused in other Projects	Excavated Materials Disposed as Public Fill	Mixed Wastes Diverted to Sorting Facility	Metals Recycled	Paper/ Cardboard Packaging Recycled	Timber/Wood Pallet Recycled	Plastics Recycled	Chemical Waste Collected	Others, e.g. General Refuse Disposed at Landfill
			(in'000 kg)	(in'000 kg)	(in'000 kg)	(in'000 kg)	(in'000 kg)	(in'000 kg)	(in'000 kg)	(in'000 kg)	(in'000 kg)	(in'000 kg)	(in'000 kg)	(in'000 kg)
Aug-21	0	0	0	0	0	0	0	0	0	0	0	0	0	0
Sep-21	1550.68	0	0	0	0	1550.68	0	0	0	0	0	0	0	0
Oct-21	3694.29	30.52	0	0	0	3663.77	0	0	13.17	0	0	0	0	17.35
Nov-21	5447.65	68.57	0	0	0	5309.2	69.88	6.05	32.4	0	0	0	0	30.12
Dec-21	401.83	181.38	0	0	0	63.2	157.25	0	138.58	0	0	0	0	42.8
Jan-22	1487.95	321.73	0	0	0	493.4	672.82	27.52	278.943	0	0	0	0	15.27
Feb-22	193.97	160.16	0	0	0	0	33.81	4.65	130.393	0.045	0	0	0	25.07
Mar-22	1793.62	450.14	0	0	0	0	1343.48	89.56	342.35	0	0	0	0	18.23
Apr-22	1434.03	565.89	0	0	0	0	868.14	87.83	461.38	0	0	0	0	16.68
May-22	1314.36	178.02	0	0	0	0	1136.34	102.49	75.53	0	0	0	0	0
Jun-22	523.743	83.233	0	0	0	0	440.51	61.71	21.43	0.093	0	0	0	0
Jul-22	813.78	98.52	0	0	0	0	715.26	58.3	32.29	0	0	0	0	7.93
Aug-22	453.58	65.85	0	0	0	0	387.73	54.95	10.9	0	0	0	0	0
Sep-22	798.048	102.858	0	0	0	0	695.19	91.8	10.9	0.158	0	0	0	0
Oct-22	1428.67	157.88	0	0	0	0	1270.79	154.05	0	0	0	0	0	3.83
Nov-22	2145.6936	184.8436	0	0	0	0	1960.85	147.07	10.83	0.634	0	0	0	26.31
Dec-22	864.13	212.59	0	0	0	0	651.54	198.44	0	0	0	0	0	14.15
<b>Total</b>	<b>24346.0277</b>	<b>2862.1877</b>	<b>0</b>	<b>0</b>	<b>0</b>	<b>11080.25</b>	<b>10403.59</b>	<b>1084.42</b>	<b>1559.0981</b>	<b>0.9296</b>	<b>0</b>	<b>0</b>	<b>0</b>	<b>217.74</b>

Total C&D Waste generated 24346.0277 Tons  
 Total C&D waste generated (Excluded excavated materials) 2862.1877 Tons  
 Total C&D waste recycled 1560.0277 Tons

$$\text{Waste Recycling Rate} = \frac{(a) + (g) + (h) + (i) + (j)}{(a) + (b) + (f) + (g) + (h) + (i) + (j) + (l)} \times 100\% = 54.50\%$$

Note:  
 For BEAM Plus certification scheme, excavated materials are excluded from the calculation of the waste reduction rate Record with Underlined indicated updated content



## Appendix H. Environmental Licences and Permits

**Table H.1: Summary of Environmental Licences and Permits Status (KTSP)**

Item No.	Type of Permit / Licence	Reference No.	Application Date	Valid from	Valid until	Remark
1	Environmental Permit under EIAO	EP-544/2017	21 Aug 2017	8 Sep 2017	N/A	Issued
2	Construction Dust Notification under APCO	441733	25 Jan 2019	29 Jan 2019	N/A	N/A
3	Construction Waste Disposal Account (Main)	7033182	12 Feb 2019	12 Feb 2019	N/A	N/A
4	Construction Waste Disposal Account (Vessel)	7033555	11 Jul 2022	10 Aug 2022	10 Nov 2022	Issued
5	Registration as a Chemical Waste Producer	WPN5213-286-H3906-02	29 Jan 2019	12 Feb 2019	N/A	N/A
6	Discharge Licence under WPCO	WT00034082-2019	15 Feb 2019	26 Jun 2019	30 Jun 2024	Issued
7	Construction Noise Permit (Construction Works, Northern Site)	GW-RE0205	22 Feb 2022	30 Apr 2022	29 Oct 2022	Superseded by GW-RE1068-22 on 30 Oct 2022
8	Construction Noise Permit (Construction Works, Barging Point)	GW-RE0339-22	30 Mar 2022	22 May 2022	20 Nov 2022	Superseded by GW-1227-22 on 21 Nov 2022
9	Construction Noise Permit (Construction Works, Southern Site)	GW-RE0551-22	16 May 2022	30 May 2022	24 Nov 2022	Superseded by GW-RE1157-22 on 25 Nov 2022

Item No.	Type of Permit / Licence	Reference No.	Application Date	Valid from	Valid until	Remark
10	Construction Noise Permit (Special Truss Delivery Port)	GW-RE0656-22	13 Jun 2022	6 Jul 2022	5 Oct 2022	Superseded by GW-RE0978-22 on 6 Oct 2022
11	Construction Noise Permit (Special Truss Delivery Port)	GW-RE0978-22	5 Sep 2022	6 Oct 2022	5 Jan 2023	Issued
12	Construction Noise Permit (Construction Works, Northern Site)	GW-RE1068-22	22 Sep 2022	30 Oct 2022	29 Apr 2023	Issued
13	Construction Noise Permit (Construction Works, Southern Site)	GW-RE1157-22	11 Oct 2022	25 Nov 2022	20 May 2023	Issued
14	Construction Noise Permit (Construction Works, Barging Point)	GW-RE1227-22	3 Nov 2022	21 Nov 2022	20 May 2023	Issued

**Table H.2: Summary of Environmental Licences and Permits Status (H/O Development)**

Item No.	Type of Permit / Licence	Reference No.	Application Date	Valid from	Valid until	Remark
1	Environmental Permit under EIAO	EP-544/2017	21 Aug 2017	8 Sep 2017	N/A	Issued
2	Construction Dust Notification under APCO	458255	17 Jul 2020	17 Jul 2020	N/A	N/A
		470045	29 Jul 2021	29 Jul 2021	N/A	N/A
3	Construction Waste Disposal Account (Main)	7041267	29 Jul 2021	11 Aug 2021	N/A	Issued
4	Registration as a Chemical Waste Producer	WPN5211-286-H1103-23	29 Jul 2021	24 Aug 2021	N/A	Issued
5	Discharge Licence under WPCO	WT00039490-2021	6 Aug 2021	9 Nov 2021	30 Nov 2026	Issued
6	Construction Noise Permit	GW-RE0855-22	4 Aug 2022	2 Sep 2022	1 Jan 2023	Issued

# Appendix I. Environmental Mitigation Measures Implementation Status

## Air Quality – Recommended Mitigation Measures

Air Quality Mitigation Measures during construction	Implementation Status	
	KTSP	H/O
• Good housekeeping to minimize dust generation, e.g. by properly handling and storing dusty materials	P	✓
• Store cement in shelter with 3 sides and the top covered by impervious materials if the stack exceeds 20 bags	P	P
• Cement delivered in bulk should be stored in a closed silo fitted with an audible high level alarm which is interlocked with the material filling line and no overfilling is allowed	N/A	N/A
• Loading, unloading, transfer, handling or storage of bulk cement should be carried out in a totally enclosed system or facility, and any vent or exhaust should be fitted with an effective fabric filter or equivalent air pollution control system	✓	✓
• Dusty materials (e.g. debris) should be wetted by misting / water-spraying before any loading, unloading, transfer or transport operation	✓	✓
• Any skip hoist for material transport should be fully enclosed by impervious sheeting	✓	✓
• Surfaces where any pneumatic or power-driven drilling, cutting, polishing or other mechanical breaking operation takes place should be sprayed with water or a dust suppression chemical continuously	✓	✓
• Any area that involves demolition activities should be sprayed with water or a dust suppression chemical immediately prior to, during and immediately after the activities to maintain the entire surface wet	✓	P
• Excavation area should be minimized as far as possible	✓	✓
• Stockpile of dusty materials should not be extended beyond the pedestrian barriers, fencing or traffic cones	✓	✓
• Excavated or stockpile of dusty material should be covered entirely by impervious sheeting or sprayed with water to maintain the entire surface wet, and then removed, backfilled or reinstated where practicable within 24 hours of the excavation or unloading	P	P
• Dusty materials remaining after a stockpile is removed should be wetted with water and cleared from the surface of roads	✓	✓
• Properly fitted side and tail boards are necessary for any vehicle with open load area	✓	✓
• While transporting materials that potentially create dust (e.g. debris), materials should not be loaded higher than side and tail boards, and should be fully covered by tarpaulin or similar materials which extend at least 300 mm over the edges of the side and tail boards to prevent leakage.	✓	✓
• Limit the maximum vehicle speed within the site to 10km/hr	✓	✓
• Haulage and delivery vehicles should be confined to designated roads	✓	✓
• Every main haul road should either be 1.) paved with concrete and kept clear of dusty materials, or 2.) sprayed or watered to maintain the entire road surface wet	P	P
• All on-site unpaved roads should be compacted and kept free of loose materials as possible	✓	✓
• Provide vehicle washing (e.g. wheel washing bay & high pressure water jet where practicable) at every vehicle exit point for cleaning vehicle body and wheels	✓	✓
• The vehicle washing area and the road between washing area and site exit should be paved with concrete, bituminous or other hardcores	✓	✓
• The portion of any road leading only to construction site that is within 30m of a vehicle entrance or exit should be kept clear of dusty materials.	✓	✓
• Dusty materials on every vehicle's body and wheels should be removed in washing area before leaving the site	✓	✓

• Regular maintenance of all plant equipment	✓	✓
• Throttle down or switch off unused machines or machine in intermittent use	✓	✓
• If the site is adjacent to area where accessible to the public (e.g. road and service lane etc.), hoarding of not less than 2.4 m high from ground level should be erected along the adjoining the entire length of that portion of the site boundary, except for a site entrance or exit. The hoarding should be well maintained throughout the construction period.	✓	✓
• Where a scaffolding is erected around the perimeter of a building under construction, effective dust screens, sheeting or netting should be provided to enclose the scaffolding from the ground floor level of the building, or a canopy should be provided from the first floor level up to the highest level of the scaffolding	✓	N/A
• Exposed earth should be properly treated by compaction, turfing, hydroseeding, vegetation planting or sealing with latex, vinyl, bitumen, shortcrete or other suitable surface stabiliser within six months after the last construction activity on the construction site or part of the construction site where the exposed earth lies	✓	✓
• Carry out air quality monitoring throughout the construction period	✓	✓
• Carry out weekly site inspection to audit the implementation of mitigation measures	✓	✓
• Regular watering once per hour on exposed worksites and haul road with an equivalent intensity of not less than 1.3L/m <sup>3</sup> to achieve 91.7% dust removal efficiency.	✓	✓
• Provision of electrical vehicle (EV) charging facilities in at least one-third of the car parking spaces for private cars. Provision of EV charging enabling facilities in all car parking spaces provided for private cars.	✓	N/A
<b>Non-Road Mobile Machinery (NRMMS)</b>		
• All NRMMS operated on-site are approved or exempted (as the case may be) and affixed with the requisite approval/exemption labels under the Air Pollution Control (Non-road Mobile Machinery) (Emission) Regulation or are in the process of application for such approval/exemption during the relevant grace period.	P	✓

## Noise – Recommended Mitigation Measures

Noise Mitigation Measures during construction	Implementation Status	
	KTSP	H/O
• Adopt good site practice, such as throttle down or switch off equipment unused or intermittently used between works	✓	✓
• Regular maintenance of equipment to prevent noise emission due to impair	✓	✓
• Position mobile noisy equipment in locations away from NSRs and point the noise sources to directions away from NSRs	✓	✓
• Use silencer or muffler for equipment	✓	✓
• Make good use structures for noise screening	✓	✓
• Use Quality Powered Mechanical Equipment (QPME) and quiet equipment which produces lower noise level.	✓	✓
• Erect movable noise barrier of 3m height to shed large plant equipment (e.g. breaker, backhoe & mobile crane) or hand-held items (e.g. poker, wood saw, power rammer & compactor) near low-rise NSR. Where necessary, special design (e.g. with noise absorbing material or bend top) should be adopted. The barrier's length should be at least five times greater than its height, and the minimum surface density is 10 kg/m <sup>2</sup> . Alternatively, acoustic shed, enclosure or silencer (for generator, air compressor and concrete pump) or acoustic mat (for piling) can be adopted.	✓	N/A
• Carry out regular site inspection to audit the implementation of mitigation measures	✓	✓
• Carry out noise monitoring throughout the construction period	✓	✓

## Water Quality – Recommended Mitigation Measures

Water Quality Mitigation Measures during construction	Implementation Status	
	KTSP	H/O
• Practices outlined in ProPECC PN 1/94 Construction Site Drainage should be adopted.	✓	✓
• Install perimeter channels in the works areas to intercept runoff from boundary prior to the commencement of any earthwork	✓	✓
• To prevent storm runoff from washing across exposed soil surfaces, intercepting channels should be provided.	✓	✓
• Drainage channels are required to convey site runoff to sand/silt traps and oil interceptors. Provision of regular cleaning and maintenance to ensure the normal operation of these facilities throughout the construction period.	✓	✓
• Any practical options for the diversion and realignment of drainage should comply with both engineering and environmental requirements	✓	✓
• Minimum distances of 100 m should be maintained between the discharge points of construction site runoff and the existing WSD saltwater intake and EMSD cooling water intake.	✓	✓
• The following good site measures should be adopted for the use of the existing barging facilities being operated by the MTR SCL Project: - All vessels should be sized so that adequate clearance is maintained between vessels and the seabed in all tide conditions, to ensure that undue turbidity is not generated by turbulence from vessel movement or propeller wash. - All hopper barges should be fitted with tight fitting seals to their bottom openings to prevent leakage of material. - Construction activities should not cause foam, oil, grease, scum, litter or other objectionable matter to be present on the water within the site. - Loading of barges and hoppers should be controlled to prevent splashing of material into the surrounding water. - Barges or hoppers should not be filled to a level that will cause the overflow of materials or polluted water during loading or transportation. Whole construction site Contractor P WPCO, EIAO-TM Page	N/A	N/A
• The runoff and wastewater generated from the works areas should be treated so that it satisfies all the standards listed in the TM-DSS.	P	✓
• Reuse and recycling of the treated effluent from construction site runoff.	✓	✓
• Weekly site audit should be carried out to check the implementation status of the recommended water quality impact mitigation measures throughout construction period.	✓	✓
• The construction programme should be properly planned to minimise soil excavation, if any, in rainy seasons.	✓	✓
• Any exposed soil surfaces should be properly protected to minimise dust emission.	✓	✓
• In areas where a large amount of exposed soils exist, earth bunds or sand bags should be provided.	✓	✓
• Exposed stockpiles should be covered with tarpaulin or impervious sheets at all times.	✓	✓
• The stockpiles of materials should be placed at locations away from any stream courses so as to avoid releasing materials into the water bodies.	✓	✓
• Final surfaces of earthworks should be compacted and protected by permanent work.	✓	✓
• Haul roads should be paved with concrete and the temporary access roads protected using crushed stone or gravel, wherever practicable.	✓	✓
• Wheel washing facilities should be provided at all site exits to ensure that earth, mud and debris would not be carried out of the works areas by vehicles.	✓	✓
• Good site practices should be adopted to keep the site dry and tidy, such as clean the rubbish and litter on the construction sites.	✓	✓
• Adequate temporary site drainage and pumping should be provided, if necessary.	P	P
• Provide sufficient temporary toilets in the works areas. The toilet facilities should be more than 30 m from any watercourse. A licensed waste collector should be deployed to clean the temporary toilets on a regular basis.	✓	✓
• Notices should be posted at conspicuous locations to remind the workers not to discharge any sewage or wastewater into the nearby environment during the construction phase of the Project.	✓	✓

<ul style="list-style-type: none"> <li>Contractor must register as a chemical waste producer if chemical wastes would be produced from the construction activities. The Waste Disposal Ordinance (Cap 354) and its subsidiary regulations in particular the Waste Disposal (Chemical Waste) (General) Regulation should be observed and complied with for control of chemical wastes.</li> </ul>	✓	✓
<ul style="list-style-type: none"> <li>Any service shop and maintenance facilities should be located on hard standings within a bunded area, and sumps and oil interceptors should be provided. Maintenance of vehicles and equipment involving activities with potential for leakage and spillage should only be undertaken within the areas appropriately equipped to control these discharges.</li> </ul>	✓	N/A
<ul style="list-style-type: none"> <li>Clean the construction sites on a regular basis.</li> </ul>	✓	✓
<ul style="list-style-type: none"> <li>Oil interceptor in car parking area shall be designed and constructed according to Practice Note for Authorized Persons, Registered Structural Engineers and Registered Geotechnical Engineers, APP-46 (PNAP 124)</li> </ul>	✓	N/A
<ul style="list-style-type: none"> <li>Provide two sequential storage tanks to contain surface water with residual fertilizers and pesticides and third holding tank for incidental rainstorm</li> </ul>	N/A	N/A
<b>Sewerage and Sewage Treatment Implications</b>		
<ul style="list-style-type: none"> <li>Implementation of Sewer No. 1 and Sewer No.2 as proposed in Sections 7.2.2 - 7.2.3 of the EIA Report</li> </ul>	✓	✓

## Waste Management – Recommended Mitigation Measures

Waste Management Mitigation Measures during construction	Implementation Status	
	KTSP	H/O
<ul style="list-style-type: none"> <li>Inert C&amp;D materials (or public fills) will be used to form the ramps and other filling area as far as civil engineering design permits.</li> </ul>	✓	✓
<ul style="list-style-type: none"> <li>The contractor should formulate waste management measures on waste minimization, storage, handling and disposal in a Waste Management Plan as part of Environmental Management Plan.</li> </ul>	✓	✓
<ul style="list-style-type: none"> <li>Adopt good site practice as follows:                             <ul style="list-style-type: none"> <li>Provide training to workers on site cleanliness, waste management (waste reduction, reuse and recycle) and chemical handling procedures</li> <li>Provide sufficient waste collection points and regular removal</li> <li>Cover waste materials with tarpaulin or in enclosure during transportation</li> <li>Maintain drainage systems, sumps and oil interceptors</li> <li>Sort out chemical waste for proper handling and treatment onsite or offsite</li> </ul> </li> </ul>	P	P
<ul style="list-style-type: none"> <li>Adopt waste reduction measures as follows:                             <ul style="list-style-type: none"> <li>Allocate area/containers for sorting, recovering and storing waste for reuse, recycle or disposal (e.g. demolition debris and excavated materials, general refuse like aluminium cans.) Remove waste from the Site for sorting once generated if no suitable space can be identified.</li> <li>Allocate area for proper storage of construction materials to prevent contamination</li> <li>Minimize wastage through careful planning and avoiding over-purchase of construction materials</li> </ul> </li> </ul>	✓	✓
<ul style="list-style-type: none"> <li>Store waste materials properly as follows:                             <ul style="list-style-type: none"> <li>Avoid contamination by proper handling and storing waste</li> <li>Prevent erosion by covering waste</li> <li>Apply water spray on excavated materials</li> <li>Maintain and clean storage area regularly</li> <li>Sort and stockpile different materials at designated location to enhance reuse</li> </ul> </li> </ul>	P	P
<ul style="list-style-type: none"> <li>Apply for relevant waste disposal permits in accordance with the Waste Disposal Ordinance (Cap. 354), Waste Disposal (Charges for Disposal of Construction Waste) Regulation (Cap. 345) and the Land (Miscellaneous Provisions) Ordinance (Cap. 28), Dumping at Sea Ordinance (Cap. 466).</li> </ul>	✓	✓
<ul style="list-style-type: none"> <li>Hire licensed waste disposal contractors for waste collection and removal. Dispose waste at licensed waste disposal facilities.</li> </ul>	✓	✓
<ul style="list-style-type: none"> <li>Implement trip-ticket system for recording the amount of waste generated, recycled and disposed, including chemical wastes</li> </ul>	✓	✓
<ul style="list-style-type: none"> <li>Reduce water content in wet spoil generated from piling work by mixing with dry materials. Only dispose treated spoil with less than 25% dry density to Public Fill Reception Facilities</li> </ul>	✓	✓

<ul style="list-style-type: none"> <li>Dispose dry waste or waste with less than 70% water content by weight to landfill</li> </ul>	✓	✓
<ul style="list-style-type: none"> <li>Follow the Code of Practice on the Packaging, Labelling and Storage of Chemical Waste as follows:                             <ul style="list-style-type: none"> <li>Store chemical wastes with suitable containers. Seal and maintain the container to avoid leakage or spillage during storage, handling and transport</li> <li>Label chemical waste containers in both English and Chinese with instructions in accordance to Schedule 2 of the Waste Disposal (Chemical Waste) (General) Regulation</li> <li>The container capacity should be smaller than 450 litres unless agreed by the EPD</li> </ul> </li> </ul>	✓	✓
<ul style="list-style-type: none"> <li>Comply with the requirement of the chemical storage area:                             <ul style="list-style-type: none"> <li>Store only chemical waste and label clearly the chemical characters of the waste</li> <li>Have at least 3 sides enclosed and protected from rainfall with cover</li> <li>Provide sufficient ventilation</li> <li>Have impermeable floor and has bunds to contain 110% of the capacity of the largest container or 20% of the total volume of the stored waste in the area, whichever is larger</li> <li>Adequately spaced incompatible materials</li> </ul> </li> </ul>	P	P
<ul style="list-style-type: none"> <li>Transfer used lubricants, waste oils and other chemicals to oil recycling companies, if possible, and empty oil drums for reuse or refill. No direct or indirect discharge is permitted</li> </ul>	✓	✓
<ul style="list-style-type: none"> <li>Hire licensed chemical waste disposal contractors for waste collection and removal. Dispose chemical waste at the approved Chemical Waste Treatment Centre at Tsing Yi or other licensed facility</li> </ul>	✓	✓
<ul style="list-style-type: none"> <li>Hire reputable waste collector to separately collect and dispose general refuse from other wastes. Cover the waste to prevent being blown away</li> </ul>	✓	✓
<ul style="list-style-type: none"> <li>The hauling of C&amp;D materials shall follow established environmental mitigation measures as stated in Practice Note for Registered Contractors No. 17 "Control of Environmental Nuisance from Construction Sites" issued by the Buildings Department</li> </ul>	✓	✓
<ul style="list-style-type: none"> <li>Provide recycling bins for sorting out recyclables for collection by recycling companies. Non-recyclables should be removed to designated landfills every day by licensed collectors to prevent environmental and health nuisance.</li> </ul>	✓	✓
<ul style="list-style-type: none"> <li>Organize training and reminders to site staff on waste minimization through avoidance and reduction, reusing and recycling</li> </ul>	✓	✓
<ul style="list-style-type: none"> <li>Bentonite slurry which will not be reused shall be disposed of from the Site as soon as possible. Residual used dewatered bentonite slurry should be disposed to a public filling area and liquid bentonite slurry if mixed with inert fill material should be disposed to a public filling area.</li> </ul>	N/A	N/A
<ul style="list-style-type: none"> <li>If chemical wastes were to be produced at the construction site, the Contractor would be required to register with the EPD as a Chemical Waste Producer, and to follow the guidelines stated in the Code of Practice on the Packaging, Labelling and Storage of Chemical Wastes. Good quality containers compatible with the chemical wastes should be used, and incompatible chemicals should be stored separately. Appropriate labels should be securely attached on each chemical waste container indicating the corresponding chemical characteristics of the waste such as explosive, flammable, oxidizing, irritant, toxic, harmful, corrosive, etc. The Contractor shall use a licensed collector to transport the chemical wastes.</li> <li>The licensed collector shall deliver the waste to the Chemical Waste Treatment Centre at Tsing Yi, or other licensed facility, in accordance with the Waste Disposal (Chemical Waste) (General) Regulation</li> </ul>	✓	✓
<ul style="list-style-type: none"> <li>Carry out weekly site inspection to check the implementation status of the recommended waste management measures.</li> </ul>	✓	✓
<ul style="list-style-type: none"> <li>The barging of C&amp;DM for this Project shall use the existing Kai Tak Barging Facility (KTBF), or otherwise approved by the Director.</li> </ul>	N/A	N/A

## Ecology – Recommended Mitigation Measures

Ecology Mitigation Measures during construction	Implementation Status	
	KTSP	H/O
<ul style="list-style-type: none"> <li>Erection of hoarding, fencing or provision of clear demarcation of work zone</li> </ul>	✓	✓
<ul style="list-style-type: none"> <li>Designate areas for placement of equipment, building materials and wastes away from drainage channels</li> </ul>	✓	✓

<ul style="list-style-type: none"> <li>Carry out weekly site inspection to check the implementation status and the effectiveness of the proposed mitigation measures</li> </ul>	✓	✓
---	---	---

## Landscape and Visual – Recommended Mitigation Measures

Landscape and Visual Mitigation Measures during construction	Implementation Status	
	KTSP	H/O
<ul style="list-style-type: none"> <li>Construction Lighting Control - All security floodlights for construction sites should be equipped with adjustable shields, frosted diffusers and reflective covers, and be controlled to minimize light pollution and night-time glare to the visual sensitive receivers (VSRs).</li> </ul>	✓	N/A
<ul style="list-style-type: none"> <li>Temporary Landscape Treatments - Including vertical greening, pot planting and application of green roofing to site offices, Hydroseeding of site formation areas and short term greening of site boundaries and land not immediately developed.</li> </ul>	✓	N/A
<ul style="list-style-type: none"> <li>Decoration of Hoarding - Erection of screen hoardings should be designed appropriately to be compatible with the existing urban context, either brightly and imaginatively or with visually unobtrusive design and colours where more appropriate.</li> </ul>	✓	✓
<ul style="list-style-type: none"> <li>All security floodlights for construction sites shall be equipped with adjustable shield, frosted diffusers and reflective covers, and be carefully controlled to minimize light pollution and night-time glare to nearby receivers</li> </ul>	✓	N/A
<ul style="list-style-type: none"> <li>Site inspection should be undertaken once every two weeks.</li> </ul>	✓	✓
<ul style="list-style-type: none"> <li>Compensatory Tree Planting - A new parkland area is created in the project development to be used for the implementation of compensatory tree planting to offset the net loss of key landscape resources. It is recommended that 340 trees be planted in this regard and a compensatory tree planting proposal outlining the locations of tree compensation will be submitted separately in seeking relevant government department's approval in accordance with DEVB TC No.7/2015.</li> </ul>	N/A	N/A

## Other – Recommended Mitigation Measures

<ul style="list-style-type: none"> <li>Relevant environmental permits/licences should be posted at all vehicle entrances/exits.</li> </ul>	✓	✓
--	---	---

Legend:

- ✓ Implemented
- × Not implemented
- P Partially implemented
- N/A Not applicable



## Appendix J. Statistics on Environmental Complaints, Notification of Summons and Successful Prosecutions

**Table J.1: Statistics on Environmental Complaints, Notifications of Summons and Successful Prosecutions**

Reporting Period	Complaints	Notifications of Summons	Successful Prosecutions
This reporting period (Oct to Dec 2022)	2	0	0
From commencement date of construction to end of reporting month	24	0	0

## Appendix K. Calibration Certificate



## ALS Laboratory Group

ANALYTICAL CHEMISTRY & TESTING SERVICES

### SUB-CONTRACTING REPORT

CONTACT : MR K.W. FAN  
CLIENT : ENVIROTECH SERVICES CO.  
ADDRESS : RM113, 1/F, MY LOFT, 9 HOI WING ROAD,  
TUEN MUN, N.T. HONG KONG

WORK ORDER : **HK2208527**

SUB-BATCH : 1  
DATE RECEIVED : 7-MAR-2022  
DATE OF ISSUE : 15-MAR-2022

PROJECT : ---

NO. OF SAMPLES : 1  
CLIENT ORDER : ---

#### General Comments

- Sample(s) was/ were submitted by client. Sample(s) arrived laboratory in ambient condition. The result(s) related only to the item(s) tested.
- Sample information (Project name, Sample ID, Sampling date/time, etc.) is provided by client.
- Calibration was subcontracted to and analysed by Action-United Environmental Services & Consulting.

#### Signatories

This document has been signed by those names that appear on this report and are the authorised signatories

Signatories

Position

Richard Fung

Managing Director

This is the Final Report and supersedes any preliminary report with this batch number.

All pages of this report have been checked and approved for release.

ALS Technichem (HK) Pty Ltd  
Part of the ALS Laboratory Group

11/F Chung Shun Knitting Centre 1 - 3 Wing Yip Street Kwai Chung N.T. Hong Kong  
Tel. +852 2610 1044 Fax +852 2610 2021 www.alsglobal.com

WORK ORDER : HK2208527  
SUB-BATCH : 1  
CLIENT : ENVIROTECH SERVICES CO.  
PROJECT : ----



ALS Lab ID	Client's Sample ID	Sample Type	Sample Date	External Lab Report No.
HK2208527-001	S/N: 326285	Equipments	07-Mar-2022	S/N: 326285

# Equipment Verification Report (TSP)

## Equipment Calibrated:

Type: Laser Dust monitor  
Manufacturer: Sibata LD – 3B  
Serial No. 326285  
Equipment Ref: NA  
Job Order HK2208527

## Standard Equipment:

Standard Equipment: Higher Volume Sampler (TSP)  
Location & Location ID: AUES office (calibration room)  
Equipment Ref: HVS 018  
Last Calibration Date: 22 February 2022

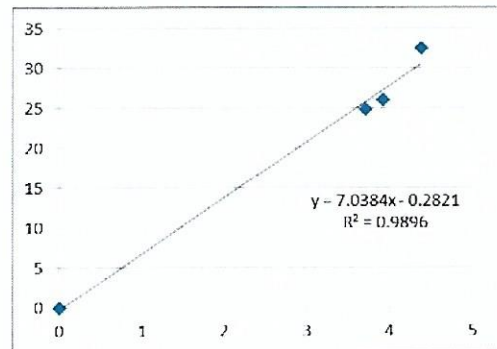
## Equipment Verification Results:

Verification Date: 8 March 2022

Hour	Time	Mean Temp °C	Mean Pressure (hPa)	Concentration in ug/m <sup>3</sup> (Standard Equipment)	Total Count (Calibrated Equipment)	Count/Minute (Total Count/min)
2hr01mins	09:31 ~ 11:32	19.5	1012.7	26.1	475	3.9
2hr01mins	11:34 ~ 13:35	19.5	1012.7	24.9	450	3.7
2hr03mins	13:37 ~ 15:40	19.5	1012.7	32.5	539	4.4

## Linear Regression of Y or X

Slope (K-factor): 7.0384 (µg/m<sup>3</sup>)/CPM  
Correlation Coefficient (R) 0.9947  
Date of Issue 10 March 2022



## Remarks:

1. **Strong Correlation (R>0.8)**
2. Factor 7.0384 (µg/m<sup>3</sup>)/CPM should be applied for TSP monitoring

\*If R<0.5, repair or re-verification is required for the equipment

Operator : Martin Li Signature :  Date : 10 March 2022

QC Reviewer : Ben Tam Signature :  Date : 10 March 2022



## ALS Laboratory Group

ANALYTICAL CHEMISTRY & TESTING SERVICES

### SUB-CONTRACTING REPORT

CONTACT	: MR K.W. FAN	WORK ORDER	: <b>HK2219477</b>
CLIENT	: ENVIROTECH SERVICES CO.		
ADDRESS	: RM 712, 7/F, MY LOFT 9 HOI WING ROAD, TUEN MUN, N.T., HK	SUB-BATCH	: 1
		DATE RECEIVED	: 26-MAY-2022
		DATE OF ISSUE	: 7-JUN-2022
PROJECT	: ----	NO. OF SAMPLES	: 1
		CLIENT ORDER	: ----

#### General Comments

- Sample(s) was/ were submitted by client. Sample(s) arrived laboratory in ambient condition. The result(s) related only to the item(s) tested.
- Sample information (Project name, Sample ID, Sampling date/time, etc.) is provided by client.
- Calibration was subcontracted to and analysed by Action-United Environmental Services & Consulting.

#### Signatories

This document has been signed by those names that appear on this report and are the authorised signatories

Signatories

Position

Richard Fung

Managing Director

This is the Final Report and supersedes any preliminary report with this batch number.

All pages of this report have been checked and approved for release.

ALS Technichem (HK) Pty Ltd  
Part of the ALS Laboratory Group

11/F, Chung Shun Knitting Centre 1 - 3 Wing Yip Street Kwai Chung N.T. Hong Kong  
Kwai Tsing Hong Kong

WORK ORDER : HK2219477  
SUB-BATCH : 1  
CLIENT : ENVIROTECH SERVICES CO.  
PROJECT : ---



ALS Lab ID	Client's Sample ID	Sample Type	Sample Date	External Lab Report No.
HK2219477-001	S/N: 456668	Equipments	26-May-2022	S/N: 456668

# Equipment Verification Report (TSP)

## Equipment Calibrated:

Type: Laser Dust monitor  
Manufacturer: Sibata LD – 3B  
Serial No. 456668  
Equipment Ref: NA  
Job Order HK2219477

## Standard Equipment:

Standard Equipment: Higher Volume Sampler (TSP)  
Location & Location ID: AUES office (calibration room)  
Equipment Ref: HVS 018  
Last Calibration Date: 27 May 2022

## Equipment Verification Results:

Verification Date: 27 May 2022

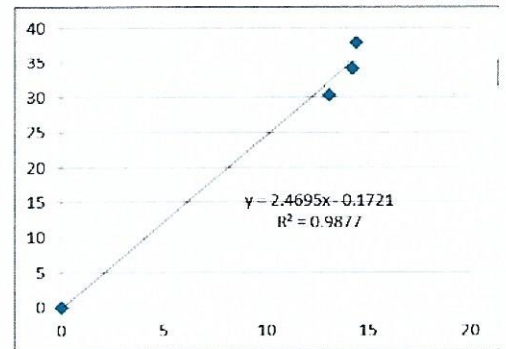
Hour	Time	Mean Temp °C	Mean Pressure (hPa)	Concentration in $\mu\text{g}/\text{m}^3$ (Standard Equipment)	Total Count (Calibrated Equipment)	Count/Minute (Total Count/min)
2hr01mins	09:27 ~ 11:28	27.4	1004.3	38.0	1735	14.4
2hr01mins	11:32 ~ 13:33	27.4	1004.3	30.3	1585	13.1
2hr	13:37 ~ 15:37	27.4	1004.3	34.1	1712	14.3

## Linear Regression of Y or X

Slope (K-factor): 2.4695 ( $\mu\text{g}/\text{m}^3$ )/CPM

Correlation Coefficient (R) 0.9938

Date of Issue 2 June 2022




## Remarks:

1. **Strong Correlation ( $R > 0.8$ )**
2. Factor 2.4695 ( $\mu\text{g}/\text{m}^3$ )/CPM should be applied for TSP monitoring

\*If  $R < 0.5$ , repair or re-verification is required for the equipment

Operator : Fai So Signature :  Date : 2 June 2022

QC Reviewer : Ben Tam Signature :  Date : 2 June 2022





### SUB-CONTRACTING REPORT

CONTACT	: MR K.W. FAN	WORK ORDER	: <b>HK2219480</b>
CLIENT	: ENVIROTECH SERVICES CO.		
ADDRESS	: RM 712, 7/F, MY LOFT 9 HOI WING ROAD, TUEN MUN, N.T., HK	SUB-BATCH	: 1
		DATE RECEIVED	: 26-MAY-2022
		DATE OF ISSUE	: 7-JUN-2022
PROJECT	: ----	NO. OF SAMPLES	: 1
		CLIENT ORDER	: ----

#### General Comments

- Sample(s) was/were submitted by client. Sample(s) arrived laboratory in ambient condition. The result(s) related only to the item(s) tested.
- Sample information (Project name, Sample ID, Sampling date/time, etc.) is provided by client.
- Calibration was subcontracted to and analysed by Action-United Environmental Services & Consulting.

#### Signatories

This document has been signed by those names that appear on this report and are the authorised signatories

Signatories

Position

Richard Fung

Managing Director

This is the Final Report and supersedes any preliminary report with this batch number.

All pages of this report have been checked and approved for release.

ALS Technichem (HK) Pty Ltd  
Part of the ALS Laboratory Group

11/F Chung Shun Knitting Centre 1 - 3 Wing Yip Street Kwai Chung N.T. Hong Kong  
Kwai Tsing Hong Kong

WORK ORDER : HK2219480  
SUB-BATCH : 1  
CLIENT : ENVIROTECH SERVICES CO.  
PROJECT : ----



ALS Lab ID	Client's Sample ID	Sample Type	Sample Date	External Lab Report No.
HK2219480-001	S/N: 476664	Equipments	26-May-2022	S/N: 476664

## Equipment Verification Report (TSP)

### Equipment Calibrated:

Type: Laser Dust monitor  
Manufacturer: Sibata LD – 3B  
Serial No. 476664  
Equipment Ref: NA  
Job Order HK2219480

### Standard Equipment:

Standard Equipment: Higher Volume Sampler (TSP)  
Location & Location ID: AUES office (calibration room)  
Equipment Ref: HVS 018  
Last Calibration Date: 27 May 2022

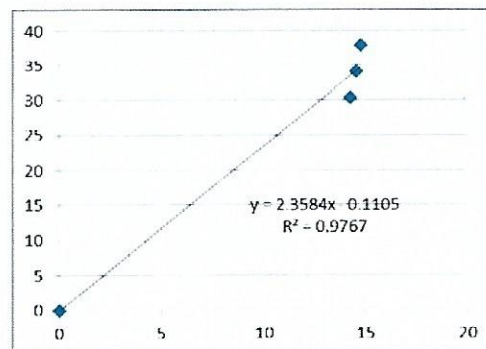
### Equipment Verification Results:

Verification Date: 27 May 2022

Hour	Time	Mean Temp °C	Mean Pressure (hPa)	Concentration in $\mu\text{g}/\text{m}^3$ (Standard Equipment)	Total Count (Calibrated Equipment)	Count/Minute (Total Count/min)
2hr01mins	09:27 ~ 11:28	27.4	1004.3	38.0	1779	14.8
2hr01mins	11:32 ~ 13:33	27.4	1004.3	30.3	1727	14.2
2hr	13:37 ~ 15:37	27.4	1004.3	34.1	1751	14.6

### Linear Regression of Y or X

Slope (K-factor): 2.3584 ( $\mu\text{g}/\text{m}^3$ )/CPM  
Correlation Coefficient (R) 0.9883  
Date of Issue 2 June 2022





### Remarks:

1. **Strong** Correlation ( $R > 0.8$ )
2. Factor 2.3584 ( $\mu\text{g}/\text{m}^3$ )/CPM should be applied for TSP monitoring

\*If  $R < 0.5$ , repair or re-verification is required for the equipment

Operator : Fai So Signature :  Date : 2 June 2022

QC Reviewer : Ben Tam Signature :  Date : 2 June 2022



輝創工程有限公司

Sun Creation Engineering Limited

Calibration & Testing Laboratory

# Certificate of Calibration

## 校正證書

Certificate No. : C217234  
證書編號

ITEM TESTED / 送檢項目 (Job No. / 序引編號 : IC21-2432) Date of Receipt / 收件日期 : 25 November 2021

Description / 儀器名稱 : Precision Acoustic Calibrator  
Manufacturer / 製造商 : LARSON DAVIS  
Model No. / 型號 : CAL200  
Serial No. / 編號 : 10227  
Supplied By / 委託者 : Envirotech Services Co.  
Room 113, 1/F, My Loft, 9 Hoi Wing Road, Tuen Mun,  
New Territories, Hong Kong

### TEST CONDITIONS / 測試條件

Temperature / 溫度 :  $(23 \pm 2)^{\circ}\text{C}$  Relative Humidity / 相對濕度 :  $(50 \pm 25)\%$   
Line Voltage / 電壓 : ---

### TEST SPECIFICATIONS / 測試規範

Calibration check

DATE OF TEST / 測試日期 : 16 December 2021


### TEST RESULTS / 測試結果

The results apply to the particular unit-under-test only.  
The results are detailed in the subsequent page(s).

The test equipment used for calibration are traceable to National Standards via :

- The Government of The Hong Kong Special Administrative Region Standard & Calibration Laboratory
- Agilent Technologies / Keysight Technologies
- Fluke Everett Service Center, USA

Tested By :   
測試 : K P Cheuk  
Project Engineer

Certified By :   
核證 : K C Lee  
Engineer

Date of Issue : 16 December 2021  
簽發日期

The test equipment used for calibration is traceable to the National Standards as specified in this certificate. This certificate shall not be reproduced except in full, without the prior written approval of this laboratory.

本證書所載校正用之測試器材均可溯源至國際標準。局部複印本證書需先獲本實驗所書面批准。

Sun Creation Engineering Limited Calibration & Testing Laboratory

c/o 4/F, 1 Hing On Lane, Tuen Mun, New Territories, Hong Kong

輝創工程有限公司 - 校正及檢測實驗室

c/o 香港新界屯門興安里一號四樓

Tel/電話: (852) 2927 2606

Fax/傳真: (852) 2744 8986

E-mail/電郵: callab@suncreation.com

Website/網址: www.suncreation.com

# Certificate of Calibration

## 校正證書

Certificate No. : C217234

證書編號

- The unit-under-test (UUT) was allowed to stabilize in the laboratory for over 12 hours before the commencement of the test.
- The results presented are the mean of 3 measurements at each calibration point.
- Test equipment :

<u>Equipment ID</u>	<u>Description</u>	<u>Certificate No.</u>
CL130	Universal Counter	C213954
CL281	Multifunction Acoustic Calibrator	AV210017
TST150A	Measuring Amplifier	C201309

- Test procedure : MA100N.

- Results :

### 5.1 Sound Level Accuracy

UUT Nominal Value	Measured Value (dB)	Uncertainty of Measured Value (dB)
94 dB, 1 kHz	93.8	± 0.2
114 dB, 1 kHz	113.8	

### 5.2 Frequency Accuracy

UUT Nominal Value (kHz)	Measured Value (kHz)	Uncertainty of Measured Value (Hz)
1	1.000	± 1

Remark : The uncertainties are for a confidence probability of not less than 95 %.

Note :

Only the original copy or the laboratory's certified true copy is valid.

The values given in this Certificate only relate to the values measured at the time of the test and any uncertainties quoted will not include allowance for the equipment long term drift, variations with environment changes, vibration and shock during transportation, overloading, mis-handling, or the capability of any other laboratory to repeat the measurement. Sun Creation Engineering Limited shall not be liable for any loss or damage resulting from the use of the equipment.



輝創工程有限公司

Sun Creation Engineering Limited

Calibration & Testing Laboratory

# Certificate of Calibration

## 校正證書

Certificate No. : C223338

證書編號

ITEM TESTED / 送檢項目 (Job No. / 序引編號 : IC22-1069)

Date of Receipt / 收件日期 : 2 June 2022

Description / 儀器名稱 : Precision Acoustic Calibrator

Manufacturer / 製造商 : LARSON DAVIS

Model No. / 型號 : CAL200

Serial No. / 編號 : 11333

Supplied By / 委託者 : Envirotech Services Co.

Room 712, 7/F, My Loft, 9 Hoi Wing Road, Tuen Mun,  
New Territories, Hong Kong

### TEST CONDITIONS / 測試條件

Temperature / 溫度 :  $(23 \pm 2)^{\circ}\text{C}$

Relative Humidity / 相對濕度 :  $(50 \pm 25)\%$

Line Voltage / 電壓 : ---

### TEST SPECIFICATIONS / 測試規範

Calibration check

DATE OF TEST / 測試日期 : 18 June 2022

### TEST RESULTS / 測試結果

The results apply to the particular unit-under-test only.

The results do not exceed manufacturer's specification.

The results are detailed in the subsequent page(s).


The test equipment used for calibration are traceable to National Standards via :

- The Government of The Hong Kong Special Administrative Region Standard & Calibration Laboratory
- Agilent Technologies / Keysight Technologies
- Fluke Everett Service Center, USA

Tested By

測試

:


  
H T Wong

Assistant Engineer

Certified By

核證

:

  
K C Lee

Engineer

Date of Issue

簽發日期

:

20 June 2022

The test equipment used for calibration is traceable to the National Standards as specified in this certificate. This certificate shall not be reproduced except in full, without the prior written approval of this laboratory.

本證書所載校正用之測試器材均可溯源至國際標準。局部複印本證書需先獲本實驗室書面批准。

Sun Creation Engineering Limited - Calibration & Testing Laboratory

c/o 4/F, 1 Hing On Lane, Tuen Mun, New Territories, Hong Kong

輝創工程有限公司 - 校正及檢測實驗室

c/o 香港新界屯門興安里一號四樓

Tel/電話: (852) 2927 2606

Fax/傳真: (852) 2744 8986

E-mail/電郵: callab@suncreation.com

Website/網址: www.suncreation.com

# Certificate of Calibration

## 校正證書

Certificate No. : C223338

證書編號

- The unit-under-test (UUT) was allowed to stabilize in the laboratory for over 12 hours before the commencement of the test.
- The results presented are the mean of 3 measurements at each calibration point.
- Test equipment :

<u>Equipment ID</u>	<u>Description</u>	<u>Certificate No.</u>
CL130	Universal Counter	C213954
CL281	Multifunction Acoustic Calibrator	AV210017
TST150A	Measuring Amplifier	C221705

- Test procedure : MA100N.

- Results :

### 5.1 Sound Level Accuracy

UUT Nominal Value	Measured Value (dB)	Mfr's Spec. (dB)	Uncertainty of Measured Value (dB)
94 dB, 1 kHz	93.8	± 0.2	± 0.2
114 dB, 1 kHz	113.8		

### 5.2 Frequency Accuracy

UUT Nominal Value (kHz)	Measured Value (kHz)	Mfr's Spec.	Uncertainty of Measured Value (Hz)
1	1.000	1 kHz ± 1 %	± 1

Remark : The uncertainties are for a confidence probability of not less than 95 %.

Note :

Only the original copy or the laboratory's certified true copy is valid.

The values given in this Certificate only relate to the values measured at the time of the test and any uncertainties quoted will not include allowance for the equipment long term drift, variations with environment changes, vibration and shock during transportation, overloading, mis-handling, or the capability of any other laboratory to repeat the measurement. Sun Creation Engineering Limited shall not be liable for any loss or damage resulting from the use of the equipment.

The test equipment used for calibration is traceable to the National Standards as specified in this certificate. This certificate shall not be reproduced except in full, without the prior written approval of this laboratory.

本證書所載校正用之測試器材均可溯源至國際標準。局部複印本證書需先獲本實驗室所書面批准。



輝創工程有限公司

Sun Creation Engineering Limited

Calibration & Testing Laboratory

# Certificate of Calibration

## 校正證書

Certificate No. : C224774  
證書編號

ITEM TESTED / 送檢項目 (Job No. / 序引編號 : IC22-1518)

Date of Receipt / 收件日期 : 1 August 2022

Description / 儀器名稱 : Precision Acoustic Calibrator

Manufacturer / 製造商 : LARSON DAVIS

Model No. / 型號 : CAL200

Serial No. / 編號 : 16878

Supplied By / 委託者 : Envirotech Services Co.

Room 712, 7/F, My Loft, 9 Hoi Wing Road, Tuen Mun,  
New Territories, Hong Kong

TEST CONDITIONS / 測試條件

Temperature / 溫度 :  $(23 \pm 2)^{\circ}\text{C}$

Relative Humidity / 相對濕度 :  $(50 \pm 25)\%$

Line Voltage / 電壓 : ---

TEST SPECIFICATIONS / 測試規範

Calibration check

DATE OF TEST / 測試日期 : 20 August 2022

TEST RESULTS / 測試結果

The results apply to the particular unit-under-test only.

The results do not exceed manufacturer's specification.

The results are detailed in the subsequent page(s).

The test equipment used for calibration are traceable to National Standards via :

- The Government of The Hong Kong Special Administrative Region Standard & Calibration Laboratory
- Agilent Technologies / Keysight Technologies
- Fluke Everett Service Center, USA

Tested By

測試

H T Wong  
Assistant Engineer

Certified By

核證

K C Lee  
Engineer

Date of Issue

簽發日期

23 August 2022

The test equipment used for calibration is traceable to the National Standards as specified in this certificate. This certificate shall not be reproduced except in full, without the prior written approval of this laboratory.

本證書所載校正用之測試器材均可溯源至國際標準。局部複印本證書需先獲本實驗所書面批准。

Sun Creation Engineering Limited - Calibration & Testing Laboratory

c/o 4/F, 1 Hing On Lane, Tuen Mun, New Territories, Hong Kong

輝創工程有限公司 - 校正及檢測實驗室

c/o 香港新界屯門興安里一號四樓

Tel/電話: (852) 2927 2606

Fax/傳真: (852) 2744 8986

E-mail/電郵: callab@suncreation.com

Website/網址: www.suncreation.com



# Certificate of Calibration

## 校正證書

Certificate No. : C224774

證書編號

- The unit-under-test (UUT) was allowed to stabilize in the laboratory for over 12 hours before the commencement of the test.
- The results presented are the mean of 3 measurements at each calibration point.
- Test equipment :

<u>Equipment ID</u>	<u>Description</u>	<u>Certificate No.</u>
CL130	Universal Counter	C223647
CL281	Multifunction Acoustic Calibrator	AV210017
TST150A	Measuring Amplifier	C221705

- Test procedure : MA100N.

- Results :

### 5.1 Sound Level Accuracy

UUT Nominal Value	Measured Value (dB)	Mfr's Spec. (dB)	Uncertainty of Measured Value (dB)
94 dB, 1 kHz	93.9	± 0.2	± 0.2
114 dB, 1 kHz	113.9		

### 5.2 Frequency Accuracy

UUT Nominal Value (kHz)	Measured Value (kHz)	Mfr's Spec.	Uncertainty of Measured Value (Hz)
1	1.000	1 kHz ± 1 %	± 1

Remark : The uncertainties are for a confidence probability of not less than 95 %.

#### Note :

Only the original copy or the laboratory's certified true copy is valid.

The values given in this Certificate only relate to the values measured at the time of the test and any uncertainties quoted will not include allowance for the equipment long term drift, variations with environment changes, vibration and shock during transportation, overloading, mis-handling, or the capability of any other laboratory to repeat the measurement. Sun Creation Engineering Limited shall not be liable for any loss or damage resulting from the use of the equipment.

# Certificate of Calibration

## 校正證書

Certificate No. : C224775

證書編號

ITEM TESTED / 送檢項目 (Job No. / 序引編號 : IC22-1518)

Date of Receipt / 收件日期 : 1 August 2022

Description / 儀器名稱 : Sound Level Meter

Manufacturer / 製造商 : Rion

Model No. / 型號 : NL-52

Serial No. / 編號 : 00643040

Supplied By / 委託者 : Envirotech Services Co.

Room 712, 7/F, My Loft, 9 Hoi Wing Road, Tuen Mun,

New Territories, Hong Kong

### TEST CONDITIONS / 測試條件

Temperature / 溫度 : (23 ± 2)°C

Relative Humidity / 相對濕度 : (50 ± 25)%

Line Voltage / 電壓 : ---

### TEST SPECIFICATIONS / 測試規範

Calibration check

DATE OF TEST / 測試日期 : 20 August 2022

### TEST RESULTS / 測試結果

The results apply to the particular unit-under-test only.

The results do not exceed manufacturer's specification.

The results are detailed in the subsequent page(s).

The test equipment used for calibration are traceable to National Standards via :

- The Government of The Hong Kong Special Administrative Region Standard & Calibration Laboratory
- Agilent Technologies / Keysight Technologies
- Fluke Everett Service Center, USA

Tested By  
測試

:



H T Wong  
Assistant Engineer

Certified By  
核證

:



K C Lee  
Engineer

Date of Issue

:

23 August 2022

簽發日期

The test equipment used for calibration is traceable to the National Standards as specified in this certificate. This certificate shall not be reproduced except in full, without the prior written approval of this laboratory.

本證書所載校正用之測試器材均可溯源至國際標準。局部複印本證書需先獲本實驗所書面批准。

# Certificate of Calibration

## 校正證書

Certificate No. : C224775

證書編號

1. The unit-under-test (UUT) was allowed to stabilize in the laboratory for over 12 hours, and switched on to warm up for over 10 minutes before the commencement of the test.
2. Self-calibration was performed before the test.
3. The results presented are the mean of 3 measurements at each calibration point.
4. Test equipment :

<u>Equipment ID</u>	<u>Description</u>	<u>Certificate No.</u>
CL280	40 MHz Arbitrary Waveform Generator	C220381
CL281	Multifunction Acoustic Calibrator	AV210017

5. Test procedure : MA101N.

6. Results :

- 6.1 Sound Pressure Level

- 6.1.1 Reference Sound Pressure Level

UUT Setting				Applied Value		UUT Reading (dB)	IEC 61672 Class 1 Spec. (dB)
Range (dB)	Function	Frequency Weighting	Time Weighting	Level (dB)	Freq. (kHz)		
30 - 130	L <sub>A</sub>	A	Fast	94.00	1	94.3	± 1.1

- 6.1.2 Linearity

UUT Setting				Applied Value		UUT Reading (dB)
Range (dB)	Function	Frequency Weighting	Time Weighting	Level (dB)	Freq. (kHz)	
30 - 130	L <sub>A</sub>	A	Fast	94.00	1	94.3 (Ref.)
				104.00		104.5
				114.00		114.6

IEC 61672 Class 1 Spec. : ± 0.6 dB per 10 dB step and ± 1.1 dB for overall different.

- 6.2 Time Weighting

UUT Setting				Applied Value		UUT Reading (dB)	IEC 61672 Class 1 Spec. (dB)
Range (dB)	Function	Frequency Weighting	Time Weighting	Level (dB)	Freq. (kHz)		
30 - 130	L <sub>A</sub>	A	Fast	94.00	1	94.3	Ref.
			Slow			94.3	± 0.3

The test equipment used for calibration is traceable to the National Standards as specified in this certificate. This certificate shall not be reproduced except in full, without the prior written approval of this laboratory.

本證書所載校正用之測試器材均可溯源至國際標準。局部複印本證書需先獲本實驗室所書面批准。

# Certificate of Calibration

## 校正證書

Certificate No. : C224775

證書編號

### 6.3 Frequency Weighting

#### 6.3.1 A-Weighting


UUT Setting				Applied Value		UUT Reading (dB)	IEC 61672 Class 1 Spec. (dB)
Range (dB)	Function	Frequency Weighting	Time Weighting	Level (dB)	Freq.		
30 - 130	L <sub>A</sub>	A	Fast	94.00	63 Hz	68.1	-26.2 ± 1.5
					125 Hz	78.1	-16.1 ± 1.5
					250 Hz	85.6	-8.6 ± 1.4
					500 Hz	91.0	-3.2 ± 1.4
					1 kHz	94.3	Ref.
					2 kHz	95.5	+1.2 ± 1.6
					4 kHz	95.3	+1.0 ± 1.6
					8 kHz	93.3	-1.1 (+2.1 ; -3.1)
					16 kHz	86.3	-6.6 (+3.5 ; -17.0)

#### 6.3.2 C-Weighting

UUT Setting				Applied Value		UUT Reading (dB)	IEC 61672 Class 1 Spec. (dB)
Range (dB)	Function	Frequency Weighting	Time Weighting	Level (dB)	Freq.		
30 - 130	L <sub>C</sub>	C	Fast	94.00	63 Hz	93.4	-0.8 ± 1.5
					125 Hz	94.1	-0.2 ± 1.5
					250 Hz	94.3	0.0 ± 1.4
					500 Hz	94.3	0.0 ± 1.4
					1 kHz	94.3	Ref.
					2 kHz	94.1	-0.2 ± 1.6
					4 kHz	93.5	-0.8 ± 1.6
					8 kHz	91.4	-3.0 (+2.1 ; -3.1)
					16 kHz	84.4	-8.5 (+3.5 ; -17.0)

The test equipment used for calibration is traceable to the National Standards as specified in this certificate. This certificate shall not be reproduced except in full, without the prior written approval of this laboratory.

本證書所載校正用之測試器材均可溯源至國際標準。局部複印本證書需先獲本實驗室所書面批准。



輝創工程有限公司

Sun Creation Engineering Limited

Calibration & Testing Laboratory

# Certificate of Calibration

## 校正證書

Certificate No. : C224775

證書編號

Remarks : - UUT Microphone Model No. : UC-59 & S/N : 10446

- Mfr's Spec. : IEC 61672 Class 1

- Uncertainties of Applied Value :

94 dB	: 63 Hz - 125 Hz	: ± 0.35 dB
	250 Hz - 500 Hz	: ± 0.30 dB
	1 kHz	: ± 0.20 dB
	2 kHz - 4 kHz	: ± 0.35 dB
	8 kHz	: ± 0.45 dB
	16 kHz	: ± 0.70 dB
104 dB	: 1 kHz	: ± 0.10 dB (Ref. 94 dB)
114 dB	: 1 kHz	: ± 0.10 dB (Ref. 94 dB)

- The uncertainties are for a confidence probability of not less than 95 %.

Note :

Only the original copy or the laboratory's certified true copy is valid.

The values given in this Certificate only relate to the values measured at the time of the test and any uncertainties quoted will not include allowance for the equipment long term drift, variations with environment changes, vibration and shock during transportation, overloading, mis-handling, or the capability of any other laboratory to repeat the measurement. Sun Creation Engineering Limited shall not be liable for any loss or damage resulting from the use of the equipment.

The test equipment used for calibration is traceable to the National Standards as specified in this certificate. This certificate shall not be reproduced except in full, without the prior written approval of this laboratory.

本證書所載校正用之測試器材均可溯源至國際標準。局部複印本證書需先獲本實驗室書面批准。

Sun Creation Engineering Limited - Calibration & Testing Laboratory

c/o 4/F, 1 Hing On Lane, Tuen Mun, New Territories, Hong Kong

輝創工程有限公司 - 校正及檢測實驗室


c/o 香港新界屯門興安里一號四樓

Tel/電話: (852) 2927 2606

Fax/傳真: (852) 2744 8986

E-mail/電郵: callab@suncreation.com

Website/網址: www.suncreation.com



輝創工程有限公司

Sun Creation Engineering Limited

Calibration & Testing Laboratory

# Certificate of Calibration

## 校正證書

Certificate No. : C216702

證書編號

ITEM TESTED / 送檢項目 ( Job No. / 序引編號 : IC21-2322 )      Date of Receipt / 收件日期 : 9 November 2021

Description / 儀器名稱 : Sound Level Meter

Manufacturer / 製造商 : Rion

Model No. / 型號 : NL-52

Serial No. / 編號 : 00710259

Supplied By / 委託者 : Envirotech Services Co.

Room 113, 1/F, My Loft, 9 Hoi Wing Road, Tuen Mun,  
New Territories, Hong Kong

### TEST CONDITIONS / 測試條件

Temperature / 溫度 :  $(23 \pm 2)^{\circ}\text{C}$

Relative Humidity / 相對濕度 :  $(50 \pm 25)\%$

Line Voltage / 電壓 : ---

### TEST SPECIFICATIONS / 測試規範

Calibration

DATE OF TEST / 測試日期 : 20 November 2021

### TEST RESULTS / 測試結果

The results apply to the particular unit-under-test only.

The results do not exceed manufacturer's specification. (after adjustment)


The results are detailed in the subsequent page(s).

The test equipment used for calibration are traceable to National Standards via :

- The Government of The Hong Kong Special Administrative Region Standard & Calibration Laboratory
- Agilent Technologies / Keysight Technologies
- Fluke Everett Service Center, USA

Tested By :

測試

  
H T Wong

Assistant Engineer

Certified By :

核證

  
K/C Lee

Engineer

Date of Issue :

簽發日期

22 November 2021

The test equipment used for calibration is traceable to the National Standards as specified in this certificate. This certificate shall not be reproduced except in full, without the prior written approval of this laboratory.

本證書所載校正用之測試器材均可溯源至國際標準。局部複印本證書需先獲本實驗室書面批准。

Sun Creation Engineering Limited - Calibration & Testing Laboratory

c/o 4/F, 1 Hing On Lane, Tuen Mun, New Territories, Hong Kong

輝創工程有限公司 - 校正及檢測實驗室

c/o 香港新界屯門興安里一號四樓

Tel/電話: (852) 2927 2606

Fax/傳真: (852) 2744 8986

E-mail/電郵: callab@suncreation.com

Website 網址: www.suncreation.com

# Certificate of Calibration

## 校正證書

Certificate No. : C216702

證書編號

1. The unit-under-test (UUT) was allowed to stabilize in the laboratory for over 12 hours, and switched on to warm up for over 10 minutes before the commencement of the test.
2. Self-calibration using the internal standard (After Adjustment) was performed before the test 6.1.1.2 to 6.3.2.
3. The results presented are the mean of 3 measurements at each calibration point.
4. Test equipment :

<u>Equipment ID</u>	<u>Description</u>	<u>Certificate No.</u>
CL280	40 MHz Arbitrary Waveform Generator	C210084
CL281	Multifunction Acoustic Calibrator	AV210017

5. Test procedure : MA101N.

6. Results :

### 6.1 Sound Pressure Level

#### 6.1.1 Reference Sound Pressure Level

##### 6.1.1.1 Before Adjustment

UUT Setting				Applied Value		UUT Reading (dB)	IEC 61672 Class 1 Spec. (dB)
Range (dB)	Function	Frequency Weighting	Time Weighting	Level (dB)	Freq. (kHz)		
30 - 130	L <sub>A</sub>	A	Fast	94.00	1	* 96.0	± 1.1

\* Out of IEC 61672 Class 1 Spec.

##### 6.1.1.2 After Adjustment

UUT Setting				Applied Value		UUT Reading (dB)	IEC 61672 Class 1 Spec. (dB)
Range (dB)	Function	Frequency Weighting	Time Weighting	Level (dB)	Freq. (kHz)		
30 - 130	L <sub>A</sub>	A	Fast	94.00	1	94.0	± 1.1

##### 6.1.2 Linearity

UUT Setting				Applied Value		UUT Reading (dB)
Range (dB)	Function	Frequency Weighting	Time Weighting	Level (dB)	Freq. (kHz)	
30 - 130	L <sub>A</sub>	A	Fast	94.00	1	94.0 (Ref.)
				104.00		104.1
				114.00		114.1

IEC 61672 Class 1 Spec. : ± 0.6 dB per 10 dB step and ± 1.1 dB for overall different.

The test equipment used for calibration is traceable to the National Standards as specified in this certificate. This certificate shall not be reproduced except in full, without the prior written approval of this laboratory.

本證書所載校正用之測試器材均可溯源至國際標準。局部複印本證書需先獲本實驗室所書面批准。

# Certificate of Calibration

## 校正證書

Certificate No. : C216702  
證書編號

### 6.2 Time Weighting

UUT Setting				Applied Value		UUT Reading (dB)	IEC 61672 Class 1 Spec. (dB)
Range (dB)	Function	Frequency Weighting	Time Weighting	Level (dB)	Freq. (kHz)		
30 - 130	L <sub>A</sub>	A	Fast	94.00	1	94.0	Ref. ± 0.3
			Slow			94.0	

### 6.3 Frequency Weighting

#### 6.3.1 A-Weighting

UUT Setting				Applied Value		UUT Reading (dB)	IEC 61672 Class 1 Spec. (dB)
Range (dB)	Function	Frequency Weighting	Time Weighting	Level (dB)	Freq.		
30 - 130	L <sub>A</sub>	A	Fast	94.00	63 Hz	67.7	-26.2 ± 1.5
					125 Hz	77.7	-16.1 ± 1.5
					250 Hz	85.3	-8.6 ± 1.4
					500 Hz	90.7	-3.2 ± 1.4
					1 kHz	94.0	Ref.
					2 kHz	95.2	+1.2 ± 1.6
					4 kHz	95.0	+1.0 ± 1.6
					8 kHz	92.9	-1.1 (+2.1 ; -3.1)
16 kHz	86.0	-6.6 (+3.5 ; -17.0)					


#### 6.3.2 C-Weighting

UUT Setting				Applied Value		UUT Reading (dB)	IEC 61672 Class 1 Spec. (dB)
Range (dB)	Function	Frequency Weighting	Time Weighting	Level (dB)	Freq.		
30 - 130	L <sub>C</sub>	C	Fast	94.00	63 Hz	93.1	-0.8 ± 1.5
					125 Hz	93.8	-0.2 ± 1.5
					250 Hz	94.0	0.0 ± 1.4
					500 Hz	94.0	0.0 ± 1.4
					1 kHz	94.0	Ref.
					2 kHz	93.8	-0.2 ± 1.6
					4 kHz	93.2	-0.8 ± 1.6
					8 kHz	91.0	-3.0 (+2.1 ; -3.1)
16 kHz	84.1	-8.5 (+3.5 ; -17.0)					

The test equipment used for calibration is traceable to the National Standards as specified in this certificate. This certificate shall not be reproduced except in full, without the prior written approval of this laboratory.

本證書所載校正用之測試器材均可溯源至國際標準。局部複印本證書需先獲本實驗室書面批准。





# Certificate of Calibration

## 校正證書

Certificate No. : C216702  
證書編號

Remarks : - UUT Microphone Model No. : UC-59 & S/N : 13748

- Mfr's Spec. : IEC 61672 Class 1

- Uncertainties of Applied Value :

94 dB	: 63 Hz - 125 Hz	: ± 0.35 dB
	250 Hz - 500 Hz	: ± 0.30 dB
	1 kHz	: ± 0.20 dB
	2 kHz - 4 kHz	: ± 0.35 dB
	8 kHz	: ± 0.45 dB
	12.5 kHz	: ± 0.70 dB
104 dB	: 1 kHz	: ± 0.10 dB (Ref. 94 dB)
114 dB	: 1 kHz	: ± 0.10 dB (Ref. 94 dB)

- The uncertainties are for a confidence probability of not less than 95 %.

Note :

Only the original copy or the laboratory's certified true copy is valid.

The values given in this Certificate only relate to the values measured at the time of the test and any uncertainties quoted will not include allowance for the equipment long term drift, variations with environment changes, vibration and shock during transportation, overloading, mis-handling, or the capability of any other laboratory to repeat the measurement. Sun Creation Engineering Limited shall not be liable for any loss or damage resulting from the use of the equipment.

The test equipment used for calibration is traceable to the National Standards as specified in this certificate. This certificate shall not be reproduced except in full, without the prior written approval of this laboratory.

本證書所載校正用之測試器材均可溯源至國際標準。局部複印本證書需先獲本實驗所書面批准。

Sun Creation Engineering Limited - Calibration & Testing Laboratory

c/o 4/F, 1 Hing On Lane, Tuen Mun, New Territories, Hong Kong

輝創工程有限公司 - 校正及檢測實驗室

c/o 香港新界屯門興安里一號四樓

Tel/電話: (852) 2927 2606

Fax/傳真: (852) 2744 8986

E-mail/電郵: callab@suncreation.com

Website 網址: www.suncreation.com

# Appendix L. Complaint Investigation Report

### Complaint Investigation Report

RECEIPT OF COMPLAINT		Ref: COM_0023
Date:	26 October 2022	
Time:	10:09	
From:	public complaint referred by EPD (EPD Ref.: K19/RE/00023397-22)	
Via:	email by contractor representative	
Contact no.:	-	
COMPLAINANT		
Name:	-	Address: -
Contact no.:	-	
DETAILS OF COMPLAINT		
Date:	25 October 2022	
Time:	-	
Parameter:*	<del>Dust</del> Noise <del>Water</del> Other (specify):	
Description:	<p>- Complaint of noisy site work in the morning causing nuisance to K.SUMMIT (嘉峯匯) on weekdays and on Sundays (“I suffer from noisy site works every Sunday morning which adversely affect the sleeping quality of my family. Whereas on weekdays, they start their site works as early as 7am which also affect our sleeping quality.”).</p> <p>- Please ensure the works fulfill the relevant environmental legislation and conditions stipulated in the valid construction noise permit.</p> <p>- Please take necessary measures to minimize the environmental nuisance arising from the construction site.</p>	
INVESTIGATION RESULT & RESPONSE		
ET, IEC and SOR notified on:	26 October 2022	
Investigation conducted on:	28 October 2022	
Result of investigation:	<p>Complaint investigation was carried out with contractor on 28 October 2022, the results of investigation were summarized as following:</p> <p>According to the contractor information, no construction work were scheduled at 7:00am on site on complaint date (i.e. 25 October 2022). All construction works carried out on Sunday have been strictly followed the Construction Noise Permit requirement. The CNP for Construction Works at Northern Site (site area closest to the K.SUMMIT) is attached for information. According to the schedule noise impact monitoring result on 25 October 2022, no exceedance of noise level at representative noise sensitive receivers was observed.</p> <p>Environmental Protection Department (EPD) carried out regular site inspections at Kai Tak Sports Park on 28 October 2022 (Photo 1a and 1b) and EPD was satisfied with the noise condition at Kai Tak Sports Park.</p> <p>According to the contractor information, noise mitigation control measures maintained on site included:</p> <ol style="list-style-type: none"> <li>1. Power Mechanical Equipment with Quality Power Mechanical Equipment (QPME) labels were used at site to lower the noise nuisance to the nearby residents (photos 2a and 2b).</li> </ol> <p>ET and IEC joint inspection was conducted on 25 October 2022 morning, the noise mitigation measures recommended in EIA’s Environmental Mitigation Implementation Schedule were generally implemented during the time of inspection.</p> <p>In conclusion, noise control mitigation measures at the Kai Tak Sports Park have been implemented and maintained. All construction works carried out have been fulfilling the relevant environmental legislations and CNP requirement during the concerned period.</p>	

**RECOMMENDATIONS / MITIGATION MEASURES / ACTIONS**

Environmental mitigation measures have been maintained as follow:

1. Power Mechanical Equipment with Quality Power Mechanical Equipment (QPME) labels were used at site to lower the noise nuisance to the nearby residents (photos 2a and 2b ).
2. Site Frontline Staffs (photo 3a) and subcontractors (photo 3b) had been encouraged to start any powered mechanical equipment at 07:15 and only if necessary.
3. Notice was provided to all subcontractors to follow the latest Construction Noise Permit Requirement. (photo 4).
4. Implementation of noise mitigation measures recommended in EIA's Environmental Mitigation Implementation Schedule

Prepared by: Sunny Chan Title: Environmental Team Leader

Signature:  Date: 31 October 2022

**Attachment:**

1. Record of Construction Noise Permit - GW-RE0205-22
2. Photo Records

本署檔案  
OUR REF : (4) in EP631/K19/RE477090-22  
來函檔案  
YOUR REF :  
電話  
TEL NO : 2150 8081  
圖文傳真  
FAX NO : 2402 8275  
網址  
HOMEPAGE : <http://www.epd.gov.hk/>

Environmental Protection Department  
Environmental Compliance Division  
Regional Office (East)  
8/F., Cheung Sha Wan Government Offices,  
303 Cheung Sha Wan Road,  
Kowloon



環境保護署  
環保法規管理科  
區域辦事處(東)  
九龍長沙灣道303號  
長沙灣政府合署8樓

Rec'd HO 21 MAR 2022

Registered Post

11 March 2022

To: HIP HING ENGINEERING COMPANY LIMITED  
11/F., Chevalier Commercial Centre,  
8 Wang Hoi Road,  
Kowloon Bay,  
Kowloon



2022Y003057

Dear Sir,

**Notice of Issue of Construction Noise Permit pursuant  
to section 8(6) of the Noise Control Ordinance (Cap. 400)**

I write to inform you that, under section 8(6) of the Noise Control Ordinance, the Authority has decided to issue a construction noise permit in respect of your application, which was received by the Authority on 22 February 2022, **for the use of powered mechanical equipment for carrying out construction work at Construction site of Kai Tak Sports Park (North), Kai Tak, Kowloon.**

The construction noise permit No. GW-RE0205-22 is enclosed.

You are advised to read the conditions of the permit carefully and to ensure compliance with these conditions. Any breaching of the conditions may lead to cancellation of the permit, **subsequent prosecution action** and the Authority's refusal to issue further permit for the above construction site.



*c.c. site*

*\*Encl of Noise Permit sent to site*

Yours faithfully,

(LEONG Ka-long, Karen)  
for Authority

Note:

Electronic submission of application for construction noise permit is available at Environmental Protection Department's website. File attachments with total size not exceeding 20 MB in acceptable format are allowed for electronic submission. Electronic application form can be downloaded from our website (<https://epic.epd.gov.hk/eForm/ChangeLanguage.do?language=eng&url=/pages/datadownload/downloadMain.jsp>) and an overview of application submission (<https://epic.epd.gov.hk/eForm/introduce.html>) is provided for more information.

(4) in EP631/K19/RE477090-22

2150 8081

2402 8275

掛號函件

致： 九龍 九龍灣  
宏開道 8 號，  
其士商業中心 11 樓  
協興工程有限公司

執事先生：

**根據《噪音管制條例(第 400 章)》第 8(6)條  
發出的通知書 — 簽發「建築噪音許可證」**

本監督於二零二二年二月二十二日，收到你擬於下述地址：**九龍啟德啟德體育園(北)的建築地盤**，使用機動設備進行建築工程而提出的「建築噪音許可證」申請，現根據《噪音管制條例》第 8(6)條的規定通知你，上述的申請已被批准。

隨函附上「第 GW-RE0205-22 號建築噪音許可證」。

請細閱許可證各項條件，確保遵守，如有違反，本監督可撤銷許可證，**提出檢控**及拒絕再就上述地盤簽發任何「建築噪音許可證」。

監 督

(梁嘉朗

代行)



二零二二年三月十一日

注意：

環境保護署提供網上申請「建築噪音許可證」服務。網上申請容許上傳檔案總容量不大於 20 MB 的有關文件。可於本署網頁下載電子表格

(<https://epic.epd.gov.hk/eForm/ChangeLanguage.do?language=eng&url=/pages/datadownload/downloadMain.jsp>)

及參閱電子表格提交服務概覽(<https://epic.epd.gov.hk/eForm/introduce.html>)，了解更多資料。

FORM 3  
NOISE CONTROL ORDINANCE  
(Chapter 400)  
SECTION 8(9)

[reg.5(a)]

**CONSTRUCTION NOISE PERMIT FOR THE USE OF POWERED  
MECHANICAL EQUIPMENT FOR THE PURPOSE OF CARRYING OUT  
CONSTRUCTION WORK OTHER THAN PERCUSSIVE PILING AND/OR  
THE CARRYING OUT OF PRESCRIBED CONSTRUCTION WORK**

CONSTRUCTION NOISE PERMIT NO. GW-RE0205-22

To : HIP HING ENGINEERING COMPANY LIMITED

This construction noise permit is issued in accordance with section 8 of the Noise Control Ordinance. Permission is granted for the use of powered mechanical equipment for the purpose of carrying out construction work other than percussive piling and/or the carrying out of prescribed construction work, subject to the conditions set out below. The carrying out of construction work otherwise than in accordance with the conditions may result in the permit being cancelled and in a prosecution for an offence.

*CONDITIONS*

1. Construction site where the powered mechanical equipment and/or prescribed construction work may be employed :

Full address : Construction site of Kai Tak Sports Park (North), Kai Tak, Kowloon.

Lot No.: ---

The site boundary, that is, the boundary of the area within which the powered mechanical equipment may be used and the prescribed construction work may be carried out is delineated on the attached plan which forms part of this construction noise permit.

2. \* ~~PART~~/WHOLE of the site falls \* ~~WITHIN~~/OUTSIDE a designated area.  
3. Powered Mechanical Equipment

- a. Items of powered mechanical equipment which may be used inside the site boundary :

<i>Identification code of item of powered mechanical equipment (if applicable)</i>	<i>Description of item of powered mechanical equipment</i>	<i>No. of units</i>
	Refer to attached sheet	

- b. Validity of the construction noise permit for the use of the powered mechanical equipment:

Date and time of commencement : 30 April 2022 at 0000 hours

Days and hours : 0000-2400 hours on general holiday (including Sunday), 0000-0700 hours and 1900-2400 hours on any day not being a general holiday [but note condition 3.d.1. below for the operating hours within which the use of the above listed powered mechanical equipment is allowed].

This part of the permit expires on : 29 October 2022 at 2400 hours

- c. One photograph, endorsed by the Authority, of each item of powered mechanical equipment described in this construction noise permit is required to be kept on the construction site and made available for inspection by the Authority.  
d. Other conditions imposed on the use of the powered mechanical equipment:

Refer to attached sheet.

4. Prescribed Construction Work

a. Type of prescribed construction work which may be carried out inside the site boundary :

<i>Identification code of type of prescribed construction work</i>	<i>Description of type of prescribed construction work</i>
	Not applicable
	/

b. Validity of the construction noise permit for the carrying out of the prescribed construction work:

Date and time of commencement: Not applicable at Not applicable

Days and hours: Not applicable

This part of the permit expires on : Not applicable at Not applicable

c. ~~Site layout plan(s), endorsed by the Authority, may be attached with the permit to indicate the locations permitted for the carrying out of prescribed construction work described in this permit. The layout plan(s) is(are) required to be kept on the construction site and made available for inspection by the Authority.~~

d. Other conditions imposed on the carrying out of the prescribed construction work:

\_\_\_\_\_

\_\_\_\_\_

\_\_\_\_\_

\_\_\_\_\_

\_\_\_\_\_

\_\_\_\_\_

/


5. This construction noise permit or a copy thereof must be displayed on the construction site at all vehicular entrances for public information.

\_\_\_\_\_

\_\_\_\_\_

\_\_\_\_\_

Dated this 11<sup>th</sup> day of March 20 22

Signed :  \_\_\_\_\_

(LEONG Ka-long, Karen)  
for Authority

\* Delete as necessary



表格 3  
噪音管制條例  
(第400章)  
第8(9)條

[第5(a)條]

建築噪音許可證  
為進行建築工程(撞擊式打樁除外)  
而使用機動設備及/或進行訂明建築工程

建築噪音許可證編號： GW-RE0205-22

致：協興工程有限公司

本建築噪音許可證是按照《噪音管制條例》第8條的規定而發出的。現准予使用機動設備以進行撞擊式打樁工程以外的建築工程及/或進行訂明建築工程，但須受以下條件規限。若不按照該等條件進行建築工程，許可證可遭撤銷，而且會受到檢控。

條件

1. 可使用機動設備及/或進行訂明建築工程的建築地盤：

詳細地址：九龍啟德啟德體育園(北)的建築地盤。

地段編號： ---

地盤範圍(即可使用機動設備及進行訂明建築工程的地方範圍)已描劃於夾附的圖則上，而該圖則是本建築噪音許可證的一部分。

2. 該地盤部分/全部\*位於指定範圍之內/外\*。

3. 機動設備

- a. 在地盤範圍內可使用的各項機動設備：

各項機動設備的識辨代碼 (如適用的話)	各項機動設備的說明	數目
	參見附頁。	

- b. 可使用機動設備的建築噪音許可證有效期：

生效日期及時間：二零二二年四月三十日 凌晨零時

日期及時間：公眾假日(包括星期日)的凌晨零時至晚上十二時，公眾假日以外的任何一日凌晨零時至上午七時及下午七時至晚上十二時【但須注意條件3.d.1.有關可以使用上列機動設備的時間】。

此部分許可證屆滿日期及時間：二零二二年十月二十九日 晚上十二時  
日期 時間

- c. 建築地盤須備有本建築噪音許可證所述每件機動設備的照片各一幀，供監督隨時查看；該等照片須經監督認可。

- d. 規限使用機動設備的其他條件：

參見附頁。

4. 訂明建築工程

a. 在地盤範圍內可進行的訂明建築工程：

訂明建築工程的識辨代碼	訂明建築工程的類別的說明
	不適用

b. 可進行訂明建築工程的建築噪音許可證有效期：

生效日期及時間： 不適用

日期及時間： 不適用。

此部分許可證屆滿日期及時間： 不適用

日期 時間

c. 本許可證可夾附經監督認可的地盤圖則，以顯示本許可證准予進行訂明建築工程的地點。該地盤圖則須存放於建築地盤供監督隨時查看。

d. 規限進行訂明建築工程的其他條件：

\_\_\_\_\_

\_\_\_\_\_

\_\_\_\_\_

\_\_\_\_\_

5. 本建築噪音許可證或其副本必須展示於建築地盤的所有車輛入口處，給予公眾人士參閱。

\_\_\_\_\_

\_\_\_\_\_

\_\_\_\_\_

日期：20 22 年 03 月 11 日



簽署： \_\_\_\_\_

監督  
(梁嘉朗 代行)

\* 刪去不適用者

## Sheet Attached to Construction Noise Permit

No. GW-RE0205-22**3.a. Items of powered mechanical equipment which may be used inside the site boundary :**

<i>Identification code of item of powered mechanical equipment (if applicable)</i>		<i>Description of item of powered mechanical equipment</i>	<i>No. of units</i>
<b><u>Group A</u></b>	CNP 049	Crane, tower (electric)	Four
	---	Generator, with Quality Powered Mechanical Equipment Label showing a Sound Power Level of $\leq 97$ dB(A)	Four
	---	Agitator (electric)	Two
	CNP 021	Bar bender and cutter (electric)	Five
	---	Water jetting unit (electric)	Three
<b><u>Group B</u></b>	CNP 049	Crane, tower (electric)	Seven
	---	Generator, with Quality Powered Mechanical Equipment Label showing a Sound Power Level of $\leq 97$ dB(A)	Seven
<b><u>Group C</u></b>	---	Welding machine (electric)	Eight
	CNP 122	Hoist, passenger/material (electric)	Eight
	---	Air blower (electric)	Five
	---	Crane, mobile (diesel), with Quality Powered Mechanical Equipment Label showing a Sound Power Level of $\leq 103$ dB(A)	One
<b><u>Group D</u></b>	---	Hydraulic jack	One
	---	Lorry, with crane, 5.5 tonne < gross vehicle weight $\leq 38$ tonne <b><u>OR</u></b>	One
	---	Lorry, 5.5 tonne < gross vehicle weight $\leq 38$ tonne	

Signed : (LEONG Ka-long, Karen)  
for Authority

建築噪音許可證  
編號 GW-RE0205-22 的附頁

## 3.a. 在地盤範圍內可使用的各項機動設備：

各項機動設備的識別代碼 (如適用的話)		各項機動設備的說明	數目
<b>A 組</b>	CNP 049	起重機，塔型 (電動)	肆
	---	發電機，備有優質機動設備標籤顯示聲功率級 $\leq 97$ 分貝(A)	肆
	---	攪動機(電動)	貳
	CNP 021	鋼筋彎曲機及切割機 (電動)	伍
	---	噴水機 (電動)	叁
<b>B 組</b>	CNP 049	起重機，塔型 (電動)	柒
	---	發電機，備有優質機動設備標籤顯示聲功率級 $\leq 97$ 分貝(A)	柒
<b>C 組</b>	---	焊接機 (電動)	捌
	CNP 122	吊機，乘客/物料 (電動)	捌
	---	吹風機 (電動)	伍
	---	起重機，流動 (油渣)，備有優質機動設備標籤顯示聲功率級 $\leq 103$ 分貝(A)	壹
<b>D 組</b>	---	油壓千斤頂	壹
	---	吊臂貨車，5.5 噸 $<$ 總重量 $\leq 38$ 噸 或	壹
	---	貨車，5.5 噸 $<$ 總重量 $\leq 38$ 噸	



簽署：\_\_\_\_\_

監督

(梁嘉朗 代行)

## Sheet Attached to Construction Noise Permit

No. GW-RE0205-22**3.a. Items of powered mechanical equipment which may be used inside the site boundary :**

<i>Identification code of item of powered mechanical equipment (if applicable)</i>	<i>Description of item of powered mechanical equipment</i>	<i>No. of units</i>
<b><u>Group E</u></b> CNP 049	Crane, tower (electric)	One
---	Pallet Truck (electric)	One
---	Chain block (electric) <b><u>OR</u></b>	One
---	Gondola (electric)	
---	Generator, with Quality Powered Mechanical Equipment Label showing a Sound Power Level of $\leq 97$ dB(A)	One
CNP 283	Water pump, submersible (electric)	Five
---	Air compressor, with Noise Emission Label showing a Sound Power Level $\leq 102$ dB(A)	One
---	Lorry, with crane, 5.5 tonne < gross vehicle weight $\leq 38$ tonne <b><u>OR</u></b>	One
---	Lorry, 5.5 tonne < gross vehicle weight $\leq 38$ tonne	
---	Welding machine (electric)	Five
<b><u>Group F</u></b> CNP 201	Saw, circular, wood	One
<b><u>Group G</u></b> CNP 186	Roller, vibratory	One
<b><u>Group H</u></b> ---	Generator, with Quality Powered Mechanical Equipment Label showing a Sound Power Level of $\leq 97$ dB(A)	Five
CNP 283	Water pump, submersible (electric)	Ten
CNP 050	Compactor, vibratory	One
<b><u>Group I</u></b> ---	Concrete lorry mixer (Vehicle No. SR7648 <b><u>OR</u></b> KK8459 <b><u>OR</u></b> SK9032 <b><u>OR</u></b> UX3079 <b><u>OR</u></b> LP129 <b><u>OR</u></b> UW6149 <b><u>OR</u></b> UB4513 <b><u>OR</u></b> RG3200 <b><u>OR</u></b> TX2593 <b><u>OR</u></b> RN6493 <b><u>OR</u></b> UC2932 <b><u>OR</u></b> TW4381 <b><u>OR</u></b> TT3797 <b><u>OR</u></b> TU4368 <b><u>OR</u></b> SB9550 <b><u>OR</u></b> TT3923 <b><u>OR</u></b> TU1786 <b><u>OR</u></b> PR3797 <b><u>OR</u></b> TG4819 <b><u>OR</u></b> TU1097 <b><u>OR</u></b> RW5108 <b><u>OR</u></b> TT3231 <b><u>OR</u></b> SD1890 <b><u>OR</u></b> TW5863 <b><u>OR</u></b> TG5625)	One
---	Concrete pump, lorry mounted (Model No. 56X-6RZ / Serial No. ZLJ5430THBK)	One

Signed : (LEONG Ka-long, Karen)  
for Authority

建築噪音許可證  
編號 GW-RE0205-22 的附頁

## 3.a. 在地盤範圍內可使用的各項機動設備：

各項機動設備的識辨代碼 (如適用的話)		各項機動設備的說明	數目
<u>E 組</u>	CNP 049	起重機，塔型(電動)	壹
	---	托盤車(電動)	壹
	---	鏈式起重機(電動) 或	壹
	---	吊船(電動)	
	---	發電機，備有優質機動設備標籤顯示聲功率級 $\leq 97$ 分貝(A)	壹
	CNP 283	潛水泵(電動)	伍
	---	空氣壓縮機，備有噪音標籤顯示聲功率級 $\leq 102$ 分貝(A)	壹
	---	吊臂貨車，5.5噸 $<$ 總重量 $\leq 38$ 噸 或	壹
	---	貨車，5.5噸 $<$ 總重量 $\leq 38$ 噸	
	---	焊接機(電動)	伍
<u>F 組</u>	CNP 201	圓型木鋸	壹
<u>G 組</u>	CNP 186	滾壓機震盪型	壹
<u>H 組</u>	---	發電機，備有優質機動設備標籤顯示聲功率級 $\leq 97$ 分貝(A)	伍
	CNP 283	潛水泵(電動)	拾
	CNP 050	壓實機，震動式	壹
<u>I 組</u>	---	混凝土攪拌車(車牌號碼 SR7648 或 KK8459 或 SK9032 或 UX3079 或 LP129 或 UW6149 或 UB4513 或 RG3200 或 TX2593 或 RN6493 或 UC2932 或 TW4381 或 TT3797 或 TU4368 或 SB9550 或 TT3923 或 TU1786 或 PR3797 或 TG4819 或 TU1097 或 RW5108 或 TT3231 或 SD1890 或 TW5863 或 TG5625)	壹
	---	混凝土泵，裝在貨車上(型號 56X-6RZ / 序號 ZLJ5430THBK)	壹



簽署：\_\_\_\_\_

監督  
(梁嘉朗 代行)

## Sheet Attached to Construction Noise Permit

No. GW-RE0205-22

## 3.a. Items of powered mechanical equipment which may be used inside the site boundary :

Identification code of item of powered mechanical equipment (if applicable)	Description of item of powered mechanical equipment	No. of units
<b>Group J</b> ---	Poker, vibratory, hand-held (electric)	One
<b>Group K</b> CNP 049	Crane, tower (electric)	Three
---	Generator, with Quality Powered Mechanical Equipment Label showing a Sound Power Level of $\leq 97$ dB(A)	Three
---	Air blower (electric)	Three
---	Scissor lifting platform <b><u>OR</u></b>	Three
---	Cherry picker	
CNP 283	Water pump, submersible (electric)	Three
CNP 065	Drill / Grinder, hand-held (electric)	Three
<b>Group L</b> ---	Generator, with Quality Powered Mechanical Equipment Label showing a Sound Power Level of $\leq 97$ dB(A)	One
---	Air blower (electric)	One
---	Grout pump	One
CNP 283	Water pump, submersible (electric)	Five
---	Welding machine (electric)	Ten
---	Grout mixer <b><u>OR</u></b>	One
---	Mixer, hand-held (electric)	
<b>Group M</b> ---	Dump truck, 5.5 tonne<gross vehicle weight $\leq 38$ tonne <b><u>OR</u></b>	One
---	Dump truck, with grab, 5.5 tonne<gross vehicle weight $\leq 38$ tonne	
---	Excavator, tracked, with Quality Powered Mechanical Equipment Label showing a Sound Power Level of $\leq 100$ dB(A)	Two
<b>Group N</b> ---	Forklift	One
CNP 066	Dumper	One

Signed :

  
 (LEONG Ka-long, Karen)  
 for Authority

建築噪音許可證  
編號 GW-RE0205-22 的附頁

## 3.a. 在地盤範圍內可使用的各項機動設備：

各項機動設備的識辨代碼 (如適用的話)	各項機動設備的說明	數目
<u>J組</u> ---	混凝土震動機，手提型 (電動)	壹
<u>K組</u> CNP 049	起重機，塔型 (電動)	叁
---	發電機，備有優質機動設備標籤顯示聲功率級 $\leq 97$ 分貝(A)	叁
---	吹風機 (電動)	叁
---	鉸剪式升降台 <u>或</u>	叁
---	升降台	叁
CNP 283	潛水泵 (電動)	叁
CNP 065	鑽 / 磨機，手提型 (電動)	叁
<u>L組</u> ---	發電機，備有優質機動設備標籤顯示聲功率級 $\leq 97$ 分貝(A)	壹
---	吹風機 (電動)	壹
---	灌漿泵	壹
CNP 283	潛水泵 (電動)	伍
---	焊接機 (電動)	拾
---	灌漿攪拌機 <u>或</u>	壹
---	攪拌機，手提型 (電動)	壹
<u>M組</u> ---	卸土車，5.5 噸 $<$ 總重量 $\leq 38$ 噸 <u>或</u>	壹
---	抓斗卸土車，5.5 噸 $<$ 總重量 $\leq 38$ 噸	壹
---	挖土機，履帶式，備有優質機動設備標籤顯示聲功率級 $\leq 100$ 分貝(A)	貳
<u>N組</u> ---	鏟車	壹
CNP 066	卸土機	壹



簽署：\_\_\_\_\_

監督  
(梁嘉朗 代行)



## Sheet Attached to Construction Noise Permit

No. GW-RE0205-22**3.a. Items of powered mechanical equipment which may be used inside the site boundary :**

<i>Identification code of item of powered mechanical equipment (if applicable)</i>	<i>Description of item of powered mechanical equipment</i>	<i>No. of units</i>
<b>Group O</b> ---     	Lorry, with crane, 5.5 tonne < gross vehicle weight $\leq$ 38 tonne <b><u>OR</u></b> Lorry, 5.5 tonne < gross vehicle weight $\leq$ 38 tonne	Two
<b>Group P</b> CNP 283   	Water pump, submersible (electric) Generator, with Quality Powered Mechanical Equipment Label showing a Sound Power Level of $\leq$ 87 dB(A)	Five One



Signed :   
(LONG Ka-long, Karen)  
for Authority

建築噪音許可證  
編號 GW-RE0205-22 的附頁

## 3.a. 在地盤範圍內可使用的各項機動設備：

各項機動設備的識辨代碼 (如適用的話)	各項機動設備的說明	數目
<u>O組</u> --- ---	吊臂貨車，5.5 噸<總重量≤38 噸 <u>或</u> 貨車，5.5 噸<總重量≤38 噸	貳
<u>P組</u> CNP 283 ---	潛水泵 (電動) 發電機，備有優質機動設備標籤顯示聲功率級≤87 分 貝(A)	伍 壹



簽署：\_\_\_\_\_

監督  
(梁嘉朗 代行)

Sheet Attached to Construction Noise Permit  
No. GW-RE0205-22

**3.d. Other conditions imposed on the use of the powered mechanical equipment:**

1. The powered mechanical equipment listed in condition 3.a. shall only be operated during the hours shown below:

Group A to O	General holiday (including Sunday)	0700 – 2300 hours
	Any day not being a general holiday	1900 – 2300 hours
Group P	Any day	2300 – 0700 hours on next day

2. Only one group of the powered mechanical equipment listed in condition 3.a. shall be allowed to operate at any time.



Signed :   
(LEONG Ka-long, Karen)  
for Authority

建築噪音許可證  
編號 GW-RE0205-22 的附頁

3. d. 規限使用機動設備的其他條件：

1. 祇可於以下時間內使用列在條件 3. a. 內的機動設備：

A 至 O 組	公眾假日(包括星期日)	上午七時至晚上十一時
	公眾假日以外的任何一日	下午七時至晚上十一時
P 組	任何一日	晚上十一時至翌日上午七時

2. 在任何時間內，祇可使用列在條件 3. a. 內的其中一組機動設備。



簽署： \_\_\_\_\_

監督

(梁嘉朗 代行)

Photograph(s) attached to Construction Noise Permit No. GW-RE0205-22  
建築噪音許可證編號 GW-RE0205-22 的照片



潛水泵 (電動)  
Water pump, submersible  
(electric)

CNP 283 Water pump, submersible (electric)  
潛水泵 (電動)



Crane, mobile (diesel), with Quality Powered Mechanical Equipment Label  
showing a Sound Power Level of  $\leq 103$  dB(A)

起重機，流動 (油渣)，備有優質機動設備標籤顯示聲功率級  $\leq 103$  分貝(A)



Photograph(s) attached to Construction Noise Permit No. GW-RE0205-22  
建築噪音許可證編號 GW-RE0205-22 的照片



Generator, with Quality Powered Mechanical Equipment Label showing a Sound Power Level of  $\leq 87$  dB(A)

發電機，備有優質機動設備標籤顯示聲功率級 $\leq 87$ 分貝(A)




Generator, with Quality Powered Mechanical Equipment Label showing a Sound Power Level of  $\leq 97$  dB(A)

發電機，備有優質機動設備標籤顯示聲功率級 $\leq 97$ 分貝(A)



Photograph(s) attached to Construction Noise Permit No. GW-RE0205-22  
建築噪音許可證編號 GW-RE0205-22 的照片



Grout pump  
灌漿泵



Air compressor, with Noise Emission Label showing a Sound Power Level of  $\leq 102$  dB(A)

空氣壓縮機，備有噪音標籤顯示聲功率級 $\leq 102$ 分貝(A)



Photograph(s) attached to Construction Noise Permit No. GW-RE0205-22  
建築噪音許可證編號 GW-RE0205-22 的照片



Grout mixer  
灌漿攪拌機



Lorry, with crane, 5.5 tonne < gross vehicle weight  $\leq$  38 tonne  
吊臂貨車，5.5 噸 < 總重量  $\leq$  38 噸





Photograph(s) attached to Construction Noise Permit No. GW-RE0205-22  
建築噪音許可證編號 GW-RE0205-22 的照片



Lorry, 5.5 tonne < gross vehicle weight  $\leq$  38 tonne  
貨車，5.5 噸 < 總重量  $\leq$  38 噸



Hydraulic jack  
油壓千斤頂



Photograph(s) attached to Construction Noise Permit No. GW-RE0205-22  
建築噪音許可證編號 GW-RE0205-22 的照片



Welding machine (electric)  
焊接機 (電動)



CNP 021 Bar bender and cutter (electric)  
鋼筋彎曲機及切割機 (電動)

Photograph(s) attached to Construction Noise Permit No. GW-RE0205-22  
建築噪音許可證編號 GW-RE0205-22 的照片




CNP 049 Crane, tower (electric)  
起重機，塔型（電動）



CNP 065 Drill, hand-held (electric)  
鑽，手提型（電動）



Photograph(s) attached to Construction Noise Permit No. GW-RE0205-22  
建築噪音許可證編號 GW-RE0205-22 的照片



CNP 065 Grinder, hand-held (electric)  
磨機，手提型 (電動)



Excavator, tracked, with Quality Powered Mechanical Equipment Label showing a Sound Power Level of  $\leq 100$  dB(A)

挖土機，履帶式，備有優質機動設備標籤顯示聲功率級  $\leq 100$  分貝 (A)



Photograph(s) attached to Construction Noise Permit No. GW-RE0205-22  
建築噪音許可證編號 GW-RE0205-22 的照片



Dump truck, with grab, 5.5 tonne < gross vehicle weight  $\leq$  38 tonne  
抓斗卸土車，5.5 噸 < 總重量  $\leq$  38 噸



Dump truck, 5.5 tonne < gross vehicle weight  $\leq$  38 tonne  
卸土車，5.5 噸 < 總重量  $\leq$  38 噸



Photograph(s) attached to Construction Noise Permit No. GW-RE0205-22  
建築噪音許可證編號 GW-RE0205-22 的照片



CNP 201 Saw, circular, wood  
圓型木鋸



Water jetting unit (electric)  
噴水機 (電動)



Photograph(s) attached to Construction Noise Permit No. GW-RE0205-22  
建築噪音許可證編號 GW-RE0205-22 的照片



Air blower (electric)  
吹風機 (電動)



CNP 186 Roller, vibratory  
滾壓機震盪型



**Photograph(s) attached to Construction Noise Permit No. GW-RE0205-22**  
**建築噪音許可證編號 GW-RE0205-22 的照片**



Concrete lorry mixer (Vehicle No. SR7648)  
混凝土攪拌車 (車牌號碼 SR7648)




Concrete pump, lorry mounted (Model No. 56X-6RZ / Serial No. ZLJ5430THBK)  
混凝土泵，裝在貨車上 (型號 56X-6RZ / 序號 ZLJ5430THBK)





Photograph(s) attached to Construction Noise Permit No. GW-RE0205-22  
建築噪音許可證編號 GW-RE0205-22 的照片



Poker, vibratory, hand-held (electric)  
混凝土震動機，手提型（電動）



Cherry picker  
升降台



**Photograph(s) attached to Construction Noise Permit No. GW-RE0205-22**  
**建築噪音許可證編號 GW-RE0205-22 的照片**



Scissor lifting platform  
鉸剪式升降台



Concrete lorry mixer (Vehicle No. KK8459)  
混凝土攪拌車 (車牌號碼 KK8459)



Photograph(s) attached to Construction Noise Permit No. GW-RE0205-22  
建築噪音許可證編號 GW-RE0205-22 的照片



Concrete lorry mixer (Vehicle No. SK9032)  
混凝土攪拌車 (車牌號碼 SK9032)




Concrete lorry mixer (Vehicle No. UX3079)  
混凝土攪拌車 (車牌號碼 UX3079)



**Photograph(s) attached to Construction Noise Permit No. GW-RE0205-22**  
**建築噪音許可證編號 GW-RE0205-22 的照片**



Concrete lorry mixer (Vehicle No. LP129)  
混凝土攪拌車 (車牌號碼 LP129)



Concrete lorry mixer (Vehicle No. UW6149)  
混凝土攪拌車 (車牌號碼 UW6149)



**Photograph(s) attached to Construction Noise Permit No. GW-RE0205-22**  
**建築噪音許可證編號 GW-RE0205-22 的照片**




Concrete lorry mixer (Vehicle No. UB4513)  
混凝土攪拌車 (車牌號碼 UB4513)



Concrete lorry mixer (Vehicle No. RG3200)  
混凝土攪拌車 (車牌號碼 RG3200)



**Photograph(s) attached to Construction Noise Permit No. GW-RE0205-22**  
**建築噪音許可證編號 GW-RE0205-22 的照片**



Concrete lorry mixer (Vehicle No. TX2593)  
混凝土攪拌車 (車牌號碼 TX2593)



Concrete lorry mixer (Vehicle No. RN6493)  
混凝土攪拌車 (車牌號碼 RN6493)



Photograph(s) attached to Construction Noise Permit No. GW-RE0205-22  
建築噪音許可證編號 GW-RE0205-22 的照片



Concrete lorry mixer (Vehicle No. UC2932)  
混凝土攪拌車 (車牌號碼 UC2932)



Concrete lorry mixer (Vehicle No. TW4381)  
混凝土攪拌車 (車牌號碼 TW4381)



**Photograph(s) attached to Construction Noise Permit No. GW-RE0205-22**  
**建築噪音許可證編號 GW-RE0205-22 的照片**



Concrete lorry mixer (Vehicle No. TT3797)  
混凝土攪拌車 (車牌號碼 TT3797)



Concrete lorry mixer (Vehicle No. TU4368)  
混凝土攪拌車 (車牌號碼 TU4368)





**Photograph(s) attached to Construction Noise Permit No. GW-RE0205-22**  
**建築噪音許可證編號 GW-RE0205-22 的照片**



Concrete lorry mixer (Vehicle No. SB9550)  
混凝土攪拌車 (車牌號碼 SB9550)



Concrete lorry mixer (Vehicle No. TT3923)  
混凝土攪拌車 (車牌號碼 TT3923)



**Photograph(s) attached to Construction Noise Permit No. GW-RE0205-22**  
**建築噪音許可證編號 GW-RE0205-22 的照片**



Concrete lorry mixer (Vehicle No. TU1786)  
混凝土攪拌車 (車牌號碼 TU1786)



Concrete lorry mixer (Vehicle No. PR3797)  
混凝土攪拌車 (車牌號碼 PR3797)



**Photograph(s) attached to Construction Noise Permit No. GW-RE0205-22**  
**建築噪音許可證編號 GW-RE0205-22 的照片**




Concrete lorry mixer (Vehicle No. TG4819)  
混凝土攪拌車 (車牌號碼 TG4819)



Concrete lorry mixer (Vehicle No. TU1097)  
混凝土攪拌車 (車牌號碼 TU1097)



**Photograph(s) attached to Construction Noise Permit No. GW-RE0205-22**  
**建築噪音許可證編號 GW-RE0205-22 的照片**



Concrete lorry mixer (Vehicle No. RW5108)  
混凝土攪拌車 (車牌號碼 RW5108)



Concrete lorry mixer (Vehicle No. TT3231)  
混凝土攪拌車 (車牌號碼 TT3231)



**Photograph(s) attached to Construction Noise Permit No. GW-RE0205-22**  
**建築噪音許可證編號 GW-RE0205-22 的照片**



Concrete lorry mixer (Vehicle No. SD1890)  
混凝土攪拌車 (車牌號碼 SD1890)



Concrete lorry mixer (Vehicle No. TW5863)  
混凝土攪拌車 (車牌號碼 TW5863)



**Photograph(s) attached to Construction Noise Permit No. GW-RE0205-22**  
**建築噪音許可證編號 GW-RE0205-22 的照片**



Concrete lorry mixer (Vehicle No. TG5625)  
混凝土攪拌車 (車牌號碼 TG5625)



CNP 050 Compactor, vibratory  
壓實機，震動式



Photograph(s) attached to Construction Noise Permit No. GW-RE0205-22  
建築噪音許可證編號 GW-RE0205-22 的照片



CNP 066 Dumper  
卸土機



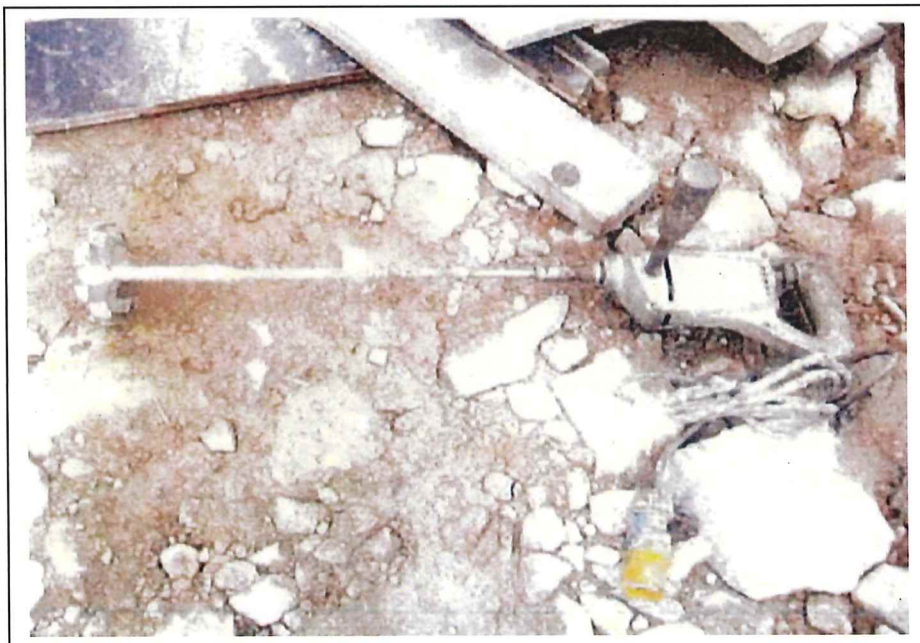
Forklift  
鏟車



**Photograph(s) attached to Construction Noise Permit No. GW-RE0205-22**  
**建築噪音許可證編號 GW-RE0205-22 的照片**



CNP 122 Hoist, passenger/material (electric)  
吊機，乘客/物料 (電動)




Mixer, hand-held (electric)  
攪拌機，手提型(電動)






Photograph(s) attached to Construction Noise Permit No. GW-RE0205-22  
建築噪音許可證編號 GW-RE0205-22 的照片




Agitator (electric)  
攪動機 (電動)



Gondola (electric)  
吊船 (電動)



**Photograph(s) attached to Construction Noise Permit No. GW-RE0205-22**  
**建築噪音許可證編號 GW-RE0205-22 的照片**



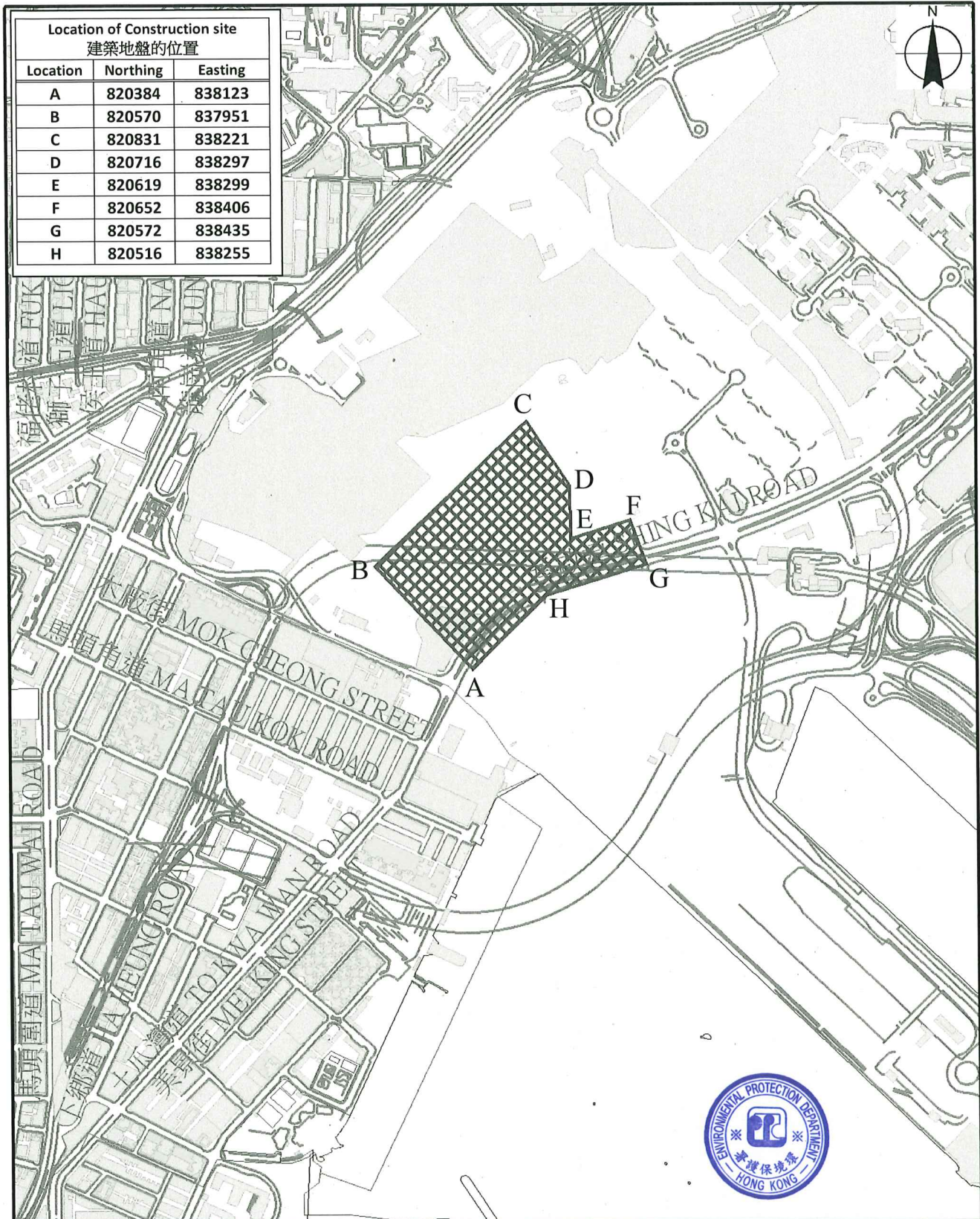
Chain block (electric)  
鏈式起重機 (電動)



Pallet Truck (electric)  
托盤車 (電動)



Location of Construction site 建築地盤的位置		
Location	Northing	Easting
A	820384	838123
B	820570	837951
C	820831	838221
D	820716	838297
E	820619	838299
F	820652	838406
G	820572	838435
H	820516	838255



環境保護署  
Environmental Protection Department


噪音管制監督  
Noise Control Authority

圖例 Legend


 建築地盤 Construction Site

建築噪音許可證編號 GW-RE0205-22 的附圖  
Plan attached to Construction Noise Permit No. GW-RE0205-22

比例 Scale 1:10,000

 米 Meters  
0 55 110 220 330

**Photo Records:**



**Photo 1a and 1b:** EPD regular inspection on site on 28 October 2022.

**Environmental Measure Implemented:**



**Photo 2a and 2b:** Power Mechanical Equipment with Quality Power Mechanical Equipment (QPME) labels were used at site to lower the noise nuisance to the nearby residents.





**Photo 3a and 3b** : Site Frontline Staffs (photo 3a) and subcontractors (photo 3b) had been encouraged to start any powered mechanical equipment at 07:15 and only if necessary.



## 備忘錄

致：各分判商 \_\_\_\_\_ 日期：\_\_\_\_\_ 27/10/2022  
由：鍾偉克 \_\_\_\_\_ 工程編號：\_\_\_\_\_ KT201901  
地盤：啟德體育園項目 \_\_\_\_\_ 檔案編號：\_\_\_\_\_ S18633/KT201901-Y03/WKC/SYY

### 有關北區建築噪音許可證更新事宜

環境保護署已於 2022 年 10 月 10 日更新北區建築噪音許可證，並於 2022 年 10 月 30 日晚 7 時正起生效，有效至 2023 年 04 月 29 日晚上 12 時正。現特意提醒 貴司必須嚴格遵守有關要求，尤其注意必須遵守機動設備之組合以及許可建築工程所包括之範圍。

為確保 貴司遵守相關要求，如 貴司需於假日工作，請於星期三或前向 我司工地總管提交假日工作許可證，於假日工作許可證需填寫施工日期、公司名稱、當天工作之員工姓名及職位、負責人姓名及電話、施工位置及工作、施工時使用之機械及其數量。在遞交申請表後，需前往環保部參加噪音許可證專題訓練，且簽署表示遵守許可證內條款。 我司工地總管、環保部及管理層會檢查當日施工活動有否抵觸建築噪音許可證內的條款及按工地實際需要作出審批，而已審批假日工作許可證會存放於工地出入口更亭內，於施工當日只容許已獲批分判商員工進入工地，未獲批准之員工將禁止進入工地。

請 貴司務必提醒所有工地人員切實遵守《噪音管制條例》，並確保進行的工序、所使用機動設備類形、數量及其使用位置符合建築噪音許可證內的條款。根據分判合約附錄《分判商對環境保護的責任》，在分判合約有效期間，政府所修定之新法例及分判合約所遺漏並已實行之法例，分判商亦須一律遵守。如有違反相關條例而導致總承建商遭受檢控或導致任何損失，一切費用及罰款將由分判商承擔。

此致

協興工程有限公司

鍾偉克  
助理合約經理

附件：北區建築噪音許可證 (GW-RE1068-22)

副本抄送：工程項目經理/ 工地總管/ 環保部/ 工料測量部

WKC/SYY/ccy

**Photo 4:** Notice was provided to all subcontractors to follow the latest Construction Noise Permit Requirement.

### Complaint Investigation Report

RECEIPT OF COMPLAINT		Ref: COM_0024
Date:	28 December 2022	
Time:	11:29	
From:	public complaint referred by EPD (EPD Ref.: K19/RE/00029251-22)	
Via:	email by contractor representative	
Contact no.:	-	
COMPLAINANT		
Name:	-	Address: -
Contact no.:	-	
DETAILS OF COMPLAINT		
Date:	19 December 2022	
Time:	-	
Parameter:*	<del>Dust</del> Noise <del>Water</del> Other (specify):	
Description:	<p>- Complaint of noise arising from construction work of the Sports Park in early daytime and at nights, especially between 07:00-08:00, affecting the residents of Grand Waterfront..</p> <p>- Please ensure the works fulfill the relevant environmental legislation and conditions stipulated in the valid construction noise permit.</p> <p>- Please take necessary measures to minimize the environmental nuisance arising from the construction site, such as deferring noisy work in early hours as far as possible.</p>	
INVESTIGATION RESULT & RESPONSE		
ET, IEC and SOR notified on:	28 December 2022	
Investigation conducted on:	28 December 2022	
Result of investigation:	<p>Complaint investigation was carried out with contractor on 28 December 2022, the results of investigation were summarized as following:</p> <p>According to the contractor information, no construction work were scheduled at 7:00am on site on complaint date (i.e.19 December 2022) . All construction works carried out on site have been strictly followed the Construction Noise Permit requirement. The CNP for Construction Works at Southern Site (site area closest to the Grand Waterfront) is attached for information. According to the schedule noise impact monitoring result in December 2022, no exceedance of noise level at representative noise sensitive receivers was observed.</p> <p>ET and contractor carried out regular site inspections at Kai Tak Sports Park on 28 December 2022 morning (photo 1), the noise mitigation measures recommended in EIA’s Environmental Mitigation Implementation Schedule were generally implemented during the time of inspection.</p> <p>According to the contractor information, noise mitigation control measures maintained on site included:</p> <p>1. Power Mechanical Equipment with Quality Power Mechanical Equipment (QPME) labels were used at site to lower the noise nuisance to the nearby residents (photos 2a and 2b).</p> <p>In conclusion, noise control mitigation measures at the Kai Tak Sports Park have been implemented and maintained. All construction works carried out have been fulfilling the relevant environmental legislations and CNP requirement during the concerned period.</p>	



**RECOMMENDATIONS / MITIGATION MEASURES / ACTIONS**

Environmental mitigation measures have been maintained as follow:

1. Power Mechanical Equipment with Quality Power Mechanical Equipment (QPME) labels were used at site to lower the noise nuisance to the nearby residents (photos 2a and 2b).
2. Subcontractors (photo 3) had been encouraged to start any powered mechanical equipment at 07:15 and only if necessary.
3. Notice was provided to all subcontractors to follow the latest Construction Noise Permit Requirement. (photo 4).
4. Implementation of noise mitigation measures recommended in EIA's Environmental Mitigation Implementation Schedule

Prepared by: Sunny Chan Title: Environmental Team Leader

Signature:  Date: 30 December 2022

**Attachment:**

- 1. Record of Construction Noise Permit - GW-RE1157-22**
- 2. Photo Records**

本署檔案  
OUR REF : (4) in EP631/K19/RE485202-22  
來函檔案  
YOUR REF :  
電話  
TEL NO : 2150 8081  
圖文傳真  
FAX NO : 2402 8275  
網址  
HOMEPAGE : <http://www.epd.gov.hk/>

Environmental Protection Department  
Environmental Compliance Division  
Regional Office (East)  
8/F., Cheung Sha Wan Government Offices,  
303 Cheung Sha Wan Road,  
Kowloon



環境保護署  
環保法規管理科  
區域辦事處(東)  
九龍長沙灣道 303 號  
長沙灣政府合署 8 樓

Registered Post

28 October 2022

To: HIP HING ENGINEERING COMPANY LIMITED  
11/F., Chevalier Commercial Centre,  
8 Wang Hoi Road,  
Kowloon Bay,  
Kowloon

Dear Sir,


**Notice of Issue of Construction Noise Permit pursuant  
to section 8(6) of the Noise Control Ordinance (Cap. 400)**

I write to inform you that, under section 8(6) of the Noise Control Ordinance, the Authority has decided to issue a construction noise permit in respect of your application, which was received by the Authority on 11 October 2022, **for the use of powered mechanical equipment for carrying out construction work at Construction site of Kai Tak Sports Park (South), Kai Tak, Kowloon.**

The construction noise permit No. GW-RE1157-22 is enclosed.

You are advised to read the conditions of the permit carefully and to ensure compliance with these conditions. Any breaching of the conditions may lead to cancellation of the permit, **subsequent prosecution action** and the Authority's refusal to issue further permit for the above construction site.

Yours faithfully,

  
(LEONG Ka-long, Karen)  
for Authority

Note:

Electronic submission of application for construction noise permit is available at Environmental Protection Department's website. File attachments with total size not exceeding 20 MB in acceptable format are allowed for electronic submission. Electronic application form can be downloaded from our website (<https://epic.epd.gov.hk/eForm/ChangeLanguage.do?language=eng&url=/pages/datadownload/downloadMain.jsp>) and an overview of application submission (<https://epic.epd.gov.hk/eForm/introduce.html>) is provided for more information.

(4) in EP631/K19/RE485202-22

2150 8081

2402 8275

掛號函件

致： 九龍 九龍灣  
宏開道 8 號  
其士商業中心 11 樓  
協興工程有限公司

執事先生：

**根據《噪音管制條例(第 400 章)》第 8(6)條  
發出的通知書 — 簽發「建築噪音許可證」**

本監督於二零二二年十月十一日，收到你擬於下述地址：九龍啟德啟德體育園(南)的建築地盤，使用機動設備進行建築工程而提出的「建築噪音許可證」申請，現根據《噪音管制條例》第 8(6)條的規定通知你，上述的申請已被批准。

隨函附上「第 GW-RE1157-22 號建築噪音許可證」。

請細閱許可證各項條件，確保遵守，如有違反，本監督可撤銷許可證，提出檢控及拒絕再就上述地盤簽發任何「建築噪音許可證」。

監 督

(梁嘉朗



代行)

二零二二年十月二十八日

注意：

環境保護署提供網上申請「建築噪音許可證」服務。網上申請容許上傳檔案總容量不大於 20 MB 的有關文件。可於本署網頁下載電子表格

(<https://epic.epd.gov.hk/eForm/ChangeLanguage.do?language=eng&url=/pages/datadownload/downloadMain.jsp>)

及參閱電子表格提交服務概覽(<https://epic.epd.gov.hk/eForm/introduce.html>)，了解更多資料。

FORM 3  
NOISE CONTROL ORDINANCE  
(Chapter 400)  
SECTION 8(9)

[reg.5(a)]

**CONSTRUCTION NOISE PERMIT FOR THE USE OF POWERED  
MECHANICAL EQUIPMENT FOR THE PURPOSE OF CARRYING OUT  
CONSTRUCTION WORK OTHER THAN PERCUSSIVE PILING AND/OR  
THE CARRYING OUT OF PRESCRIBED CONSTRUCTION WORK**

CONSTRUCTION NOISE PERMIT NO. GW-RE1157-22

To : HIP HING ENGINEERING COMPANY LIMITED

This construction noise permit is issued in accordance with section 8 of the Noise Control Ordinance. Permission is granted for the use of powered mechanical equipment for the purpose of carrying out construction work other than percussive piling and/or the carrying out of prescribed construction work, subject to the conditions set out below. The carrying out of construction work otherwise than in accordance with the conditions may result in the permit being cancelled and in a prosecution for an offence.

*CONDITIONS*

1. Construction site where the powered mechanical equipment and/or prescribed construction work may be employed :

Full address : Construction site of Kai Tak Sports Park (South), Kai Tak, Kowloon.

Lot No.: ---

The site boundary, that is, the boundary of the area within which the powered mechanical equipment may be used and the prescribed construction work may be carried out is delineated on the attached plan which forms part of this construction noise permit.

2. \* PART/WHOLE of the site falls \* WITHIN/OUTSIDE a designated area.  
3. Powered Mechanical Equipment

- a. Items of powered mechanical equipment which may be used inside the site boundary :

<i>Identification code of item of powered mechanical equipment (if applicable)</i>	<i>Description of item of powered mechanical equipment</i>	<i>No. of units</i>
	Refer to attached sheet	

- b. Validity of the construction noise permit for the use of the powered mechanical equipment:

Date and time of commencement : 25 November 2022 at 0000 hours  
Days and hours : 0000-2400 hours on general holiday (including Sunday), 0000-0700 hours and 1900-2400 hours on any day not being a general holiday [but note condition 3.d.1. below for the operating hours within which the use of the above listed powered mechanical equipment is allowed].  
This part of the permit expires on : 23 May 2023 at 2400 hours

- c. One photograph, endorsed by the Authority, of each item of powered mechanical equipment described in this construction noise permit is required to be kept on the construction site and made available for inspection by the Authority.  
d. Other conditions imposed on the use of the powered mechanical equipment:

Refer to attached sheet.

4. Prescribed Construction Work

a. Type of prescribed construction work which may be carried out inside the site boundary :

<i>Identification code of type of prescribed construction work</i>	<i>Description of type of prescribed construction work</i>
	Not applicable

b. Validity of the construction noise permit for the carrying out of the prescribed construction work:

Date and time of commencement: Not applicable at Not applicable

Days and hours: Not applicable

This part of the permit expires on : Not applicable at Not applicable

c. ~~Site layout plan(s), endorsed by the Authority, may be attached with the permit to indicate the locations permitted for the carrying out of prescribed construction work described in this permit. The layout plan(s) is(are) required to be kept on the construction site and made available for inspection by the Authority.~~

d. Other conditions imposed on the carrying out of the prescribed construction work:

\_\_\_\_\_

\_\_\_\_\_

\_\_\_\_\_

\_\_\_\_\_

\_\_\_\_\_

5. This construction noise permit or a copy thereof must be displayed on the construction site at all vehicular entrances for public information.


\_\_\_\_\_

\_\_\_\_\_

\_\_\_\_\_

Dated this 28<sup>th</sup> day of October 20 22

Signed :

  
 (LEONG Ka-long, Karen)  
 for Authority

\* Delete as necessary

表格 3  
 噪音管制條例  
 (第400章)  
 第8(9)條

建築噪音許可證  
 為進行建築工程(撞擊式打樁除外)  
 而使用機動設備及/或進行訂明建築工程

建築噪音許可證編號： GW-RE1157-22

致： 協興工程有限公司

本建築噪音許可證是按照《噪音管制條例》第8條的規定而發出的。現准予使用機動設備以進行撞擊式打樁工程以外的建築工程及/或進行訂明建築工程，但須受以下條件規限。若不按照該等條件進行建築工程，許可證可遭撤銷，而且會受到檢控。

條 件

1. 可使用機動設備及/或進行訂明建築工程的建築地盤：

詳細地址：九龍啟德啟德體育園(南)的建築地盤。

地段編號：---

地盤範圍(即可使用機動設備及進行訂明建築工程的地方範圍)已描劃於夾附的圖則上，而該圖則是本建築噪音許可證的一部分。

2. 該地盤部分/全部\*位於指定範圍之內/外\*。

3. 機動設備

- a. 在地盤範圍內可使用的各項機動設備：

各項機動設備的識辨代碼 (如適用的話)	各項機動設備的說明	數目
	參見附頁。	

- b. 可使用機動設備的建築噪音許可證有效期：

生效日期及時間：二零二二年十一月二十五日 凌晨零時

日期及時間：公眾假日(包括星期日)的凌晨零時至晚上十二時，公眾假日以外的任何一日凌晨零時至上午七時及下午七時至晚上十二時【但須注意條件3.d.1.有關可以使用上列機動設備的時間】。

此部分許可證屆滿日期及時間：二零二三年五月二十三日 晚上十二時  
 日期 時間

- c. 建築地盤須備有本建築噪音許可證所述每件機動設備的照片各一幀，供監督隨時查看；該等照片須經監督認可。

- d. 規限使用機動設備的其他條件：

參見附頁。

4. 訂明建築工程

a. 在地盤範圍內可進行的訂明建築工程：

訂明建築工程的識辨代碼	訂明建築工程的類別的說明
	不適用

b. 可進行訂明建築工程的建築噪音許可證有效期：

生效日期及時間： 不適用

日期及時間： 不適用。

此部分許可證屆滿日期及時間： 不適用

日期 時間

c. 本許可證可夾附經監督認可的地盤圖則，以顯示本許可證准予進行訂明建築工程的地點。該地盤圖則須存放於建築地盤供監督隨時查看。

d. 規限進行訂明建築工程的其他條件：

\_\_\_\_\_

\_\_\_\_\_

\_\_\_\_\_

\_\_\_\_\_

5. 本建築噪音許可證或其副本必須展示於建築地盤的所有車輛入口處，給予公眾人士參閱。

\_\_\_\_\_

\_\_\_\_\_

\_\_\_\_\_

日期：20 22 年 10 月 28 日



簽署： \_\_\_\_\_

監督  
(梁嘉朗 代行)

\* 刪去不適用者

## Sheet Attached to Construction Noise Permit

No. GW-RE1157-22

## 3.a. Items of powered mechanical equipment which may be used inside the site boundary :

<i>Identification code of item of powered mechanical equipment (if applicable)</i>	<i>Description of item of powered mechanical equipment</i>	<i>No. of units</i>
<b><u>Group A</u></b> CNP 049	Crane, tower (electric)	Five
---	Generator, with Quality Powered Mechanical Equipment Label showing a Sound Power Level $\leq 97$ dB(A)	Five
---	Agitator (electric)	One
CNP 021	Bar bender and cutter (electric)	One
---	Water jetting unit (electric)	One
<b><u>Group B</u></b> CNP 049	Crane, tower (electric)	Six
---	Generator, with Quality Powered Mechanical Equipment Label showing a Sound Power Level $\leq 97$ dB(A)	Six
<b><u>Group C</u></b> ---	Welding machine (electric)	Ten
CNP 122	Hoist, passenger/material (electric)	Six
---	Pallet truck (electric)	One
---	Air blower (electric)	Three
---	Crane, mobile (diesel), with Quality Powered Mechanical Equipment Label showing a Sound Power Level $\leq 103$ dB(A)	One
<b><u>Group D</u></b> ---	Lorry, with crane, 5.5 tonne < gross vehicle weight $\leq 38$ tonne <b><u>OR</u></b>	One
---	Lorry, 5.5 tonne < gross vehicle weight $\leq 38$ tonne	

Signed :   
 (LEONG Ka-long, Karen)  
 for Authority



建築噪音許可證  
編號 GW-RE1157-22 的附頁

## 3.a. 在地盤範圍內可使用的各項機動設備：

各項機動設備的識辨代碼 (如適用的話)		各項機動設備的說明	數目
<u>A 組</u>	CNP 049	起重機，塔型 (電動)	伍
	---	發電機，備有優質機動設備標籤顯示聲功率級 ≤ 97 分貝(A)	伍
	---	攪動機 (電動)	壹
	CNP 021	鋼筋彎曲機及切割機 (電動)	壹
	---	噴水機 (電動)	壹
<u>B 組</u>	CNP 049	起重機，塔型 (電動)	陸
	---	發電機，備有優質機動設備標籤顯示聲功率級 ≤ 97 分貝(A)	陸
<u>C 組</u>	---	焊接機 (電動)	拾
	CNP 122	吊機，乘客/物料 (電動)	陸
	---	托盤車 (電動)	壹
	---	吹風機 (電動)	叁
	---	起重機，流動 (油渣)，備有優質機動設備標籤顯示聲功率級 ≤ 103 分貝(A)	壹
<u>D 組</u>	---	吊臂貨車，5.5 噸 < 總重量 ≤ 38 噸 或	壹
	---	貨車，5.5 噸 < 總重量 ≤ 38 噸	



簽署：\_\_\_\_\_

監督  
(梁嘉朗 代行)


## Sheet Attached to Construction Noise Permit

No. GW-RE1157-22

## 3.a. Items of powered mechanical equipment which may be used inside the site boundary :

Identification code of item of powered mechanical equipment (if applicable)	Description of item of powered mechanical equipment	No. of units
<b>Group E</b> CNP 049	Crane, tower (electric)	One
---	Chain hoist (electric) <b>OR</b>	One
---	Gondola (electric)	
---	Generator, with Quality Powered Mechanical Equipment Label showing a Sound Power Level $\leq 97$ dB(A)	One
CNP 283	Water pump, submersible (electric)	Ten
---	Lorry, with crane, 5.5 tonne < gross vehicle weight $\leq 38$ tonne <b>OR</b>	One
---	Lorry, 5.5 tonne < gross vehicle weight $\leq 38$ tonne	
---	Welding machine (electric)	Twenty-eight
<b>Group F</b> ---	Generator, with Quality Powered Mechanical Equipment Label showing a Sound Power Level $\leq 97$ dB(A)	Four
CNP 283	Water pump, submersible (electric)	Ten
<b>Group G</b> ---	Concrete lorry mixer (Vehicle No. SR7648 <b>OR</b> KK8459 <b>OR</b> SK9032 <b>OR</b> UX3079 <b>OR</b> LP129 <b>OR</b> UW6149 <b>OR</b> UB4513 <b>OR</b> RG3200 <b>OR</b> TX2593 <b>OR</b> RN6493 <b>OR</b> UC2932 <b>OR</b> TW4381 <b>OR</b> TT3797 <b>OR</b> TU4368 <b>OR</b> SB9550 <b>OR</b> TT3923 <b>OR</b> TU1786 <b>OR</b> PR3797 <b>OR</b> TG4819 <b>OR</b> TU1097 <b>OR</b> RW5108 <b>OR</b> TT3231 <b>OR</b> SD1890 <b>OR</b> TW5863 <b>OR</b> TG5625)	One
---	Concrete pump, lorry mounted (Model No. 56X-6RZ / Serial No. ZLJ5430THBK)	One
<b>Group H</b> ---	Poker, vibratory, hand-held (electric)	One

Signed :



(LEONG Ka-long, Katen)  
for Authority

建築噪音許可證  
編號 GW-RE1157-22 的附頁

## 3.a. 在地盤範圍內可使用的各項機動設備：

各項機動設備的識辨代碼 (如適用的話)		各項機動設備的說明	數目
<u>E 組</u>	CNP 049	起重機，塔型 (電動)	壹
	---	鏈型吊機 (電動) 或	壹
	---	吊船 (電動)	
	---	發電機，備有優質機動設備標籤顯示聲功率級 ≤97 分貝(A)	壹
	CNP 283	潛水泵 (電動)	拾
	---	吊臂貨車，5.5 噸 < 總重量 ≤ 38 噸 或	壹
	---	貨車，5.5 噸 < 總重量 ≤ 38 噸	
	---	焊接機 (電動)	貳拾捌
<u>F 組</u>	---	發電機，備有優質機動設備標籤顯示聲功率級 ≤97 分貝(A)	肆
	CNP 283	潛水泵 (電動)	拾
<u>G 組</u>	---	混凝土攪拌車 (車牌號碼 SR7648 或 KK8459 或 SK9032 或 UX3079 或 LP129 或 UW6149 或 UB4513 或 RG3200 或 TX2593 或 RN6493 或 UC2932 或 TW4381 或 TT3797 或 TU4368 或 SB9550 或 TT3923 或 TU1786 或 PR3797 或 TG4819 或 TU1097 或 RW5108 或 TT3231 或 SD1890 或 TW5863 或 TG5625)	壹
	---	混凝土泵，裝在貨車上 (型號 56X-6RZ / 序號 ZLJ5430THBK)	壹
<u>H 組</u>	---	混凝土震動機，手提型 (電動)	壹



簽署：\_\_\_\_\_

監督  
(梁嘉朗 代行)

## Sheet Attached to Construction Noise Permit

No. GW-RE1157-22

## 3.a. Items of powered mechanical equipment which may be used inside the site boundary :

<i>Identification code of item of powered mechanical equipment (if applicable)</i>	<i>Description of item of powered mechanical equipment</i>	<i>No. of units</i>
<b><u>Group I</u></b> CNP 049 --- --- --- --- CNP 283 CNP 065	Crane, tower (electric) Generator, with Quality Powered Mechanical Equipment Label showing a Sound Power Level $\leq 97$ dB(A) Air blower (electric) Scissor lifting platform <b><u>OR</u></b> Cherry picker Water pump, submersible (electric) Drill / Grinder, hand-held (electric)	Two Two Two Three Three Two
<b><u>Group J</u></b> --- --- --- CNP 283 --- --- ---	Generator, with Quality Powered Mechanical Equipment Label showing a Sound Power Level $\leq 97$ dB(A) Air blower (electric) Grout pump Water pump, submersible (electric) Welding machine (electric) Grout mixer <b><u>OR</u></b> Mixer, hand-held (electric)	One One One Five Ten One
<b><u>Group K</u></b> --- --- ---	Dump truck, 5.5 tonne < gross vehicle weight $\leq 38$ tonne <b><u>OR</u></b> Dump truck, with grab, 5.5 tonne < gross vehicle weight $\leq 38$ tonne Excavator, tracked, with Quality Powered Mechanical Equipment Label showing a Sound Power Level $\leq 92$ dB(A)	One Two
<b><u>Group L</u></b> ---	Forklift	One
<b><u>Group M</u></b> CNP 066	Dumper	One

Signed :   
 (LEONG Ka-long, Karen)  
 for Authority

建築噪音許可證  
編號 GW-RE1157-22 的附頁

## 3.a. 在地盤範圍內可使用的各項機動設備：

各項機動設備的識辨代碼 (如適用的話)		各項機動設備的說明	數目
<u>I組</u>	CNP 049	起重機，塔型(電動)	貳
	---	發電機，備有優質機動設備標籤顯示聲功率級 $\leq 97$ 分貝(A)	貳
	---	吹風機(電動)	貳
	---	鉸剪式升降台 或	叁
	---	升降台	叁
	CNP 283	潛水泵(電動)	叁
	CNP 065	鑽 / 磨機，手提型(電動)	貳
<u>J組</u>	---	發電機，備有優質機動設備標籤顯示聲功率級 $\leq 97$ 分貝(A)	壹
	---	吹風機(電動)	壹
	---	灌漿泵	壹
	CNP 283	潛水泵(電動)	伍
	---	焊接機(電動)	拾
	---	灌漿攪拌機 或	壹
	---	攪拌機，手提型(電動)	壹
<u>K組</u>	---	卸土車，5.5噸<總重量 $\leq 38$ 噸 或	壹
	---	抓斗卸土車，5.5噸<總重量 $\leq 38$ 噸	壹
	---	挖土機，履帶式，備有優質機動設備標籤顯示聲功率級 $\leq 92$ 分貝(A)	貳
<u>L組</u>	---	鏟車	壹
<u>M組</u>	CNP 066	卸土機	壹



簽署：\_\_\_\_\_

監督

(梁嘉朗 代行)


## Sheet Attached to Construction Noise Permit

No. GW-RE1157-22

## 3.a. Items of powered mechanical equipment which may be used inside the site boundary :

<i>Identification code of item of powered mechanical equipment (if applicable)</i>	<i>Description of item of powered mechanical equipment</i>	<i>No. of units</i>
<b><u>Group N</u></b> ---	Welding machine (electric)	Six
---	Generator, with Quality Powered Mechanical Equipment Label showing a Sound Power Level $\leq 97$ dB(A)	One
---	Crane, mobile (diesel), with Quality Powered Mechanical Equipment Label showing a Sound Power Level $\leq 103$ dB(A)	Two
<b><u>Group O</u></b> ---	Air compressor, with Noise Emission Label showing a Sound Power Level $\leq 97$ dB(A)	One
---	Generator, with Quality Powered Mechanical Equipment Label showing a Sound Power Level $\leq 97$ dB(A)	One
---	Needle scaler (pneumatic)	Two
<b><u>Group P</u></b> ---	Welding machine (electric)	Eight
---	Generator, with Quality Powered Mechanical Equipment Label showing a Sound Power Level $\leq 97$ dB(A)	One
---	Air blower (electric)	One
---	Scissor lifting platform <b><u>OR</u></b>	Four
---	Cherry picker	Four
CNP 065	Drill / Grinder, hand-held (electric)	Four
<b><u>Group Q</u></b> ---	Generator, with Quality Powered Mechanical Equipment Label showing a Sound Power Level $\leq 97$ dB(A)	Two
CNP 283	Water pump, submersible (electric)	Two
CNP 065	Drill / Grinder, hand-held (electric)	Six
<b><u>Group R</u></b> ---	Crane, mobile (diesel), with Quality Powered Mechanical Equipment Label showing a Sound Power Level $\leq 103$ dB(A)	One
---	Crane, mobile (diesel), with Quality Powered Mechanical Equipment Label showing a Sound Power Level $\leq 102$ dB(A)	One

Signed :



(LEONG Ka-long, Karen)  
for Authority

建築噪音許可證  
編號 GW-RE1157-22 的附頁

## 3.a. 在地盤範圍內可使用的各項機動設備：

各項機動設備的識辨代碼 (如適用的話)	各項機動設備的說明	數目
<u>N 組</u> --- --- ---	焊接機 (電動) 發電機，備有優質機動設備標籤顯示聲功率級 ≤ 97 分貝(A) 起重機，流動 (油渣)，備有優質機動設備標籤顯示聲功率級 ≤ 103 分貝(A)	陸 壹 貳
<u>O 組</u> --- --- ---	空氣壓縮機，備有噪音標籤顯示聲功率級 ≤ 97 分貝(A) 發電機，備有優質機動設備標籤顯示聲功率級 ≤ 97 分貝(A) 針束除銹機 (氣動)	壹 壹 貳
<u>P 組</u> --- --- --- --- --- CNP 065	焊接機 (電動) 發電機，備有優質機動設備標籤顯示聲功率級 ≤ 97 分貝(A) 吹風機 (電動) 鉸剪式升降台 <u>或</u> 升降台 鑽 / 磨機，手提型 (電動)	捌 壹 壹 肆 肆
<u>Q 組</u> --- CNP 283 CNP 065	發電機，備有優質機動設備標籤顯示聲功率級 ≤ 97 分貝(A) 潛水泵 (電動) 鑽 / 磨機，手提型 (電動)	貳 貳 陸
<u>R 組</u> --- ---	起重機，流動 (油渣)，備有優質機動設備標籤顯示聲功率級 ≤ 103 分貝(A) 起重機，流動 (油渣)，備有優質機動設備標籤顯示聲功率級 ≤ 102 分貝(A)	壹 壹



簽署：\_\_\_\_\_

監督

(梁嘉朗 代行)

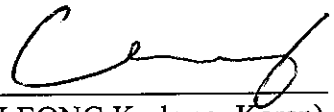
## Sheet Attached to Construction Noise Permit

No. GW-RE1157-22

## 3.a. Items of powered mechanical equipment which may be used inside the site boundary :

<i>Identification code of item of powered mechanical equipment (if applicable)</i>	<i>Description of item of powered mechanical equipment</i>	<i>No. of units</i>
<b><u>Group S</u></b> CNP 065	Drill / Grinder, hand-held (electric)	Seven
<b><u>Group T</u></b> ---	Wrench, torque (electric)	One
<b><u>Group U</u></b> ---	Breaker, hand-held (electric), with Noise Emission Label showing a Sound Power Level $\leq 105$ dB(A)	One
<b><u>Group V</u></b> CNP 283	Water pump, submersible (electric)	Two
---	Welding machine (electric)	Two
---	Generator, with Quality Powered Mechanical Equipment Label showing a Sound Power Level $\leq 87$ dB(A)	One

Signed :


  
(LEONG Ka-long, Karen)  
for Authority



建築噪音許可證  
編號 GW-RE1157-22 的附頁

## 3.a. 在地盤範圍內可使用的各項機動設備：

各項機動設備的識辨代碼 (如適用的話)		各項機動設備的說明	數目
<u>S</u> 組	CNP 065	鑽 / 磨機，手提型 (電動)	柒
<u>T</u> 組	---	扭力扳手 (電動)	壹
<u>U</u> 組	---	破碎機，手提型 (電動)，備有噪音標籤顯示聲功率級 $\leq$ 105 分貝(A)	壹
<u>V</u> 組	CNP 283	潛水泵 (電動)	貳
	---	焊接機 (電動)	貳
	---	發電機，備有優質機動設備標籤顯示聲功率級 $\leq$ 87 分貝(A)	壹



簽署：\_\_\_\_\_

監督

(梁嘉朗 代行)

Sheet Attached to Construction Noise Permit  
No. GW-RE1157-22

**3.d. Other conditions imposed on the use of the powered mechanical equipment:**

1. The powered mechanical equipment listed in condition 3.a. shall only be operated during the hours shown below:

<b><u>Group A – U</u></b>	General holiday including Sunday	0700 – 2300 hours
	Any day not being a general holiday	1900 – 2300 hours
<b><u>Group V</u></b>	Any day	2300 – 0700 hours on next day

2. Only one group of the powered mechanical equipment listed in condition 3.a. shall be allowed to operate at any time.
3. The powered mechanical equipment covered by this Construction Noise Permit shall not be operated when any powered mechanical equipment covered by the Construction Noise Permit No. GW-RE0978-22 is being operated.

Signed : \_\_\_\_\_

(LEONG Ka-long, Karen)  
for Authority

建築噪音許可證  
編號 GW-RE1157-22 的附頁

3. d. 規限使用機動設備的其他條件：

1. 祇可於以下時間內使用列在條件 3. a. 內的機動設備：

<u>A 至 U 組</u>	公眾假日包括星期日	上午七時 至 晚上十一時
	公眾假日以外的任何一日	下午七時 至 晚上十一時
<u>V 組</u>	任何一日	晚上十一時至翌日上午七時

2. 在任何時間內，祇可使用列在條件 3. a. 內的其中一組機動設備。
3. 當建築噪音許可證編號 GW-RE0978-22 內的任何機動設備正在操作時，不可操作本建築噪音許可證內的機動設備。



簽署： \_\_\_\_\_

監督

(梁嘉朗 代行)

Photograph(s) attached to Construction Noise Permit No. GW-RE1157-22  
建築噪音許可證編號 GW-RE1157-22 的照片



CNP 283 Water pump, submersible (electric)  
潛水泵 (電動)



Crane, mobile (diesel), with Quality Powered Mechanical Equipment Label  
showing a Sound Power Level  $\leq 103$  dB(A)

起重機，流動 (油渣)，備有優質機動設備標籤顯示聲功率級  $\leq 103$  分貝(A)

Photograph(s) attached to Construction Noise Permit No. GW-RE1157-22  
建築噪音許可證編號 GW-RE1157-22 的照片



Generator, with Quality Powered Mechanical Equipment Label showing  
a Sound Power Level  $\leq 87$  dB(A)

發電機，備有優質機動設備標籤顯示聲功率級 $\leq 87$  分貝(A)




Generator, with Quality Powered Mechanical Equipment Label showing  
a Sound Power Level  $\leq 97$  dB(A)


發電機，備有優質機動設備標籤顯示聲功率級 $\leq 97$  分貝(A)



Photograph(s) attached to Construction Noise Permit No. GW-RE1157-22  
建築噪音許可證編號 GW-RE1157-22 的照片



Grout pump  
灌漿泵



Air compressor, with Noise Emission Label showing a Sound Power Level  $\leq 97$  dB(A)

空氣壓縮機，備有噪音標籤顯示聲功率級  $\leq 97$  分貝(A)



Photograph(s) attached to Construction Noise Permit No. GW-RE1157-22  
建築噪音許可證編號 GW-RE1157-22 的照片



Grout mixer  
灌漿攪拌機



Lorry, with crane, 5.5 tonne < gross vehicle weight  $\leq$  38 tonne  
吊臂貨車，5.5 噸 < 總重量  $\leq$  38 噸

Photograph(s) attached to Construction Noise Permit No. GW-RE1157-22  
建築噪音許可證編號 GW-RE1157-22 的照片



Lorry, 5.5 tonne < gross vehicle weight  $\leq$  38 tonne  
貨車，5.5 噸 < 總重量  $\leq$  38 噸



Welding machine (electric)  
焊接機 (電動)



Photograph(s) attached to Construction Noise Permit No. GW-RE1157-22  
建築噪音許可證編號 GW-RE1157-22 的照片



CNP 021 Bar bender and cutter (electric)  
鋼筋彎曲機及切割機 (電動)



CNP 049 Crane, tower (electric)  
起重機，塔型 (電動)

Photograph(s) attached to Construction Noise Permit No. GW-RE1157-22  
建築噪音許可證編號 GW-RE1157-22 的照片



CNP 065 Drill, hand-held (electric)  
鑽，手提型 (電動)



CNP 065 Grinder, hand-held (electric)  
磨機，手提型 (電動)



Photograph(s) attached to Construction Noise Permit No. GW-RE1157-22  
建築噪音許可證編號 GW-RE1157-22 的照片



Excavator, tracked, with Quality Powered Mechanical Equipment Label  
showing a Sound Power Level  $\leq 92$  dB(A)  
挖土機，履帶式，備有優質機動設備標籤顯示聲功率級 $\leq 92$  分貝(A)



Dump truck, with grab, 5.5 tonne < gross vehicle weight  $\leq 38$  tonne  
抓斗卸土車，5.5 噸 < 總重量  $\leq 38$  噸



Photograph(s) attached to Construction Noise Permit No. GW-RE1157-22  
建築噪音許可證編號 GW-RE1157-22 的照片



Dump truck, 5.5 tonne < gross vehicle weight  $\leq$  38 tonne  
卸土車，5.5 噸 < 總重量  $\leq$  38 噸



Water jetting unit (electric)  
噴水機 (電動)



Photograph(s) attached to Construction Noise Permit No. GW-RE1157-22  
建築噪音許可證編號 GW-RE1157-22 的照片



Air blower (electric)  
吹風機 (電動)



Concrete lorry mixer (Vehicle No. SR7648)  
混凝土攪拌車 (車牌號碼 SR7648)



Photograph(s) attached to Construction Noise Permit No. GW-RE1157-22  
建築噪音許可證編號 GW-RE1157-22 的照片



Concrete lorry mixer (Vehicle No. KK8459)  
混凝土攪拌車 (車牌號碼 KK8459)




Concrete lorry mixer (Vehicle No. SK9032)  
混凝土攪拌車 (車牌號碼 SK9032)



Photograph(s) attached to Construction Noise Permit No. GW-RE1157-22  
建築噪音許可證編號 GW-RE1157-22 的照片




Concrete lorry mixer (Vehicle No. UX3079)  
混凝土攪拌車 (車牌號碼 UX3079)



Concrete lorry mixer (Vehicle No. LP129)  
混凝土攪拌車 (車牌號碼 LP129)



Photograph(s) attached to Construction Noise Permit No. GW-RE1157-22  
建築噪音許可證編號 GW-RE1157-22 的照片



Concrete lorry mixer (Vehicle No. UW6149)  
混凝土攪拌車 (車牌號碼 UW6149)



Concrete lorry mixer (Vehicle No. UB4513)  
混凝土攪拌車 (車牌號碼 UB4513)






Photograph(s) attached to Construction Noise Permit No. GW-RE1157-22  
建築噪音許可證編號 GW-RE1157-22 的照片



Concrete lorry mixer (Vehicle No. RG3200)  
混凝土攪拌車 (車牌號碼 RG3200)



Concrete lorry mixer (Vehicle No. TX2593)  
混凝土攪拌車 (車牌號碼 TX2593)



Photograph(s) attached to Construction Noise Permit No. GW-RE1157-22  
建築噪音許可證編號 GW-RE1157-22 的照片



Concrete lorry mixer (Vehicle No. RN6493)  
混凝土攪拌車 (車牌號碼 RN6493)



Concrete lorry mixer (Vehicle No. UC2932)  
混凝土攪拌車 (車牌號碼 UC2932)



Photograph(s) attached to Construction Noise Permit No. GW-RE1157-22  
建築噪音許可證編號 GW-RE1157-22 的照片



Concrete lorry mixer (Vehicle No. TW4381)  
混凝土攪拌車 (車牌號碼 TW4381)



Concrete lorry mixer (Vehicle No. TT3797)  
混凝土攪拌車 (車牌號碼 TT3797)



Photograph(s) attached to Construction Noise Permit No. GW-RE1157-22  
建築噪音許可證編號 GW-RE1157-22 的照片



Concrete lorry mixer (Vehicle No. TU4368)  
混凝土攪拌車 (車牌號碼 TU4368)



Concrete lorry mixer (Vehicle No. SB9550)  
混凝土攪拌車 (車牌號碼 SB9550)

Photograph(s) attached to Construction Noise Permit No. GW-RE1157-22  
建築噪音許可證編號 GW-RE1157-22 的照片



Concrete lorry mixer (Vehicle No. TT3923)  
混凝土攪拌車 (車牌號碼 TT3923)



Concrete lorry mixer (Vehicle No. TU1786)  
混凝土攪拌車 (車牌號碼 TU1786)



Photograph(s) attached to Construction Noise Permit No. GW-RE1157-22  
建築噪音許可證編號 GW-RE1157-22 的照片



Concrete lorry mixer (Vehicle No. PR3797)  
混凝土攪拌車 (車牌號碼 PR3797)




Concrete lorry mixer (Vehicle No. TG4819)  
混凝土攪拌車 (車牌號碼 TG4819)



Photograph(s) attached to Construction Noise Permit No. GW-RE1157-22  
建築噪音許可證編號 GW-RE1157-22 的照片



Concrete lorry mixer (Vehicle No. TU1097)  
混凝土攪拌車 (車牌號碼 TU1097)



Concrete lorry mixer (Vehicle No. RW5108)  
混凝土攪拌車 (車牌號碼 RW5108)



Photograph(s) attached to Construction Noise Permit No. GW-RE1157-22  
建築噪音許可證編號 GW-RE1157-22 的照片



Concrete lorry mixer (Vehicle No. TT3231)  
混凝土攪拌車 (車牌號碼 TT3231)



Concrete lorry mixer (Vehicle No. SD1890)  
混凝土攪拌車 (車牌號碼 SD1890)






**Photograph(s) attached to Construction Noise Permit No. GW-RE1157-22**  
**建築噪音許可證編號 GW-RE1157-22 的照片**



Concrete lorry mixer (Vehicle No. TW5863)  
混凝土攪拌車 (車牌號碼 TW5863)




Concrete lorry mixer (Vehicle No. TG5625)  
混凝土攪拌車 (車牌號碼 TG5625)



Photograph(s) attached to Construction Noise Permit No. GW-RE1157-22  
建築噪音許可證編號 GW-RE1157-22 的照片



Concrete pump, lorry mounted (Model No. 56X-6RZ / Serial No. ZLJ5430THBK)  
混凝土泵，裝在貨車上 (型號 56X-6RZ / 序號 ZLJ5430THBK)



Poker, vibratory, hand-held (electric)  
混凝土震動機，手提型 (電動)

Photograph(s) attached to Construction Noise Permit No. GW-RE1157-22  
建築噪音許可證編號 GW-RE1157-22 的照片



Cherry picker  
升降台



Scissor lifting platform  
鉸剪式升降台

Photograph(s) attached to Construction Noise Permit No. GW-RE1157-22  
建築噪音許可證編號 GW-RE1157-22 的照片



CNP 066 Dumper  
卸土機




Forklift  
鏟車



Photograph(s) attached to Construction Noise Permit No. GW-RE1157-22  
建築噪音許可證編號 GW-RE1157-22 的照片




CNP 122 Hoist, passenger/material (electric)  
吊機，乘客/物料 (電動)




Mixer, hand-held (electric)  
攪拌機，手提型 (電動)

Photograph(s) attached to Construction Noise Permit No. GW-RE1157-22  
建築噪音許可證編號 GW-RE1157-22 的照片



Agitator (electric)  
攪動機 (電動)



Chain hoist (electric)  
鏈型吊機 (電動)

Photograph(s) attached to Construction Noise Permit No. GW-RE1157-22  
建築噪音許可證編號 GW-RE1157-22 的照片



Gondola (electric)  
吊船 (電動)



Needle scaler (pneumatic)  
針束除銹機 (氣動)



Photograph(s) attached to Construction Noise Permit No. GW-RE1157-22  
建築噪音許可證編號 GW-RE1157-22 的照片



Pallet truck (electric)  
托盤車 (電動)



Crane, mobile (diesel), with Quality Powered Mechanical Equipment Label  
showing a Sound Power Level  $\leq 102$  dB(A)

起重機，流動 (油渣)，備有優質機動設備標籤顯示聲功率級  $\leq 102$  分貝(A)



Photograph(s) attached to Construction Noise Permit No. GW-RE1157-22  
建築噪音許可證編號 GW-RE1157-22 的照片



Wrench, torque (electric)  
扭力板手 (電動)

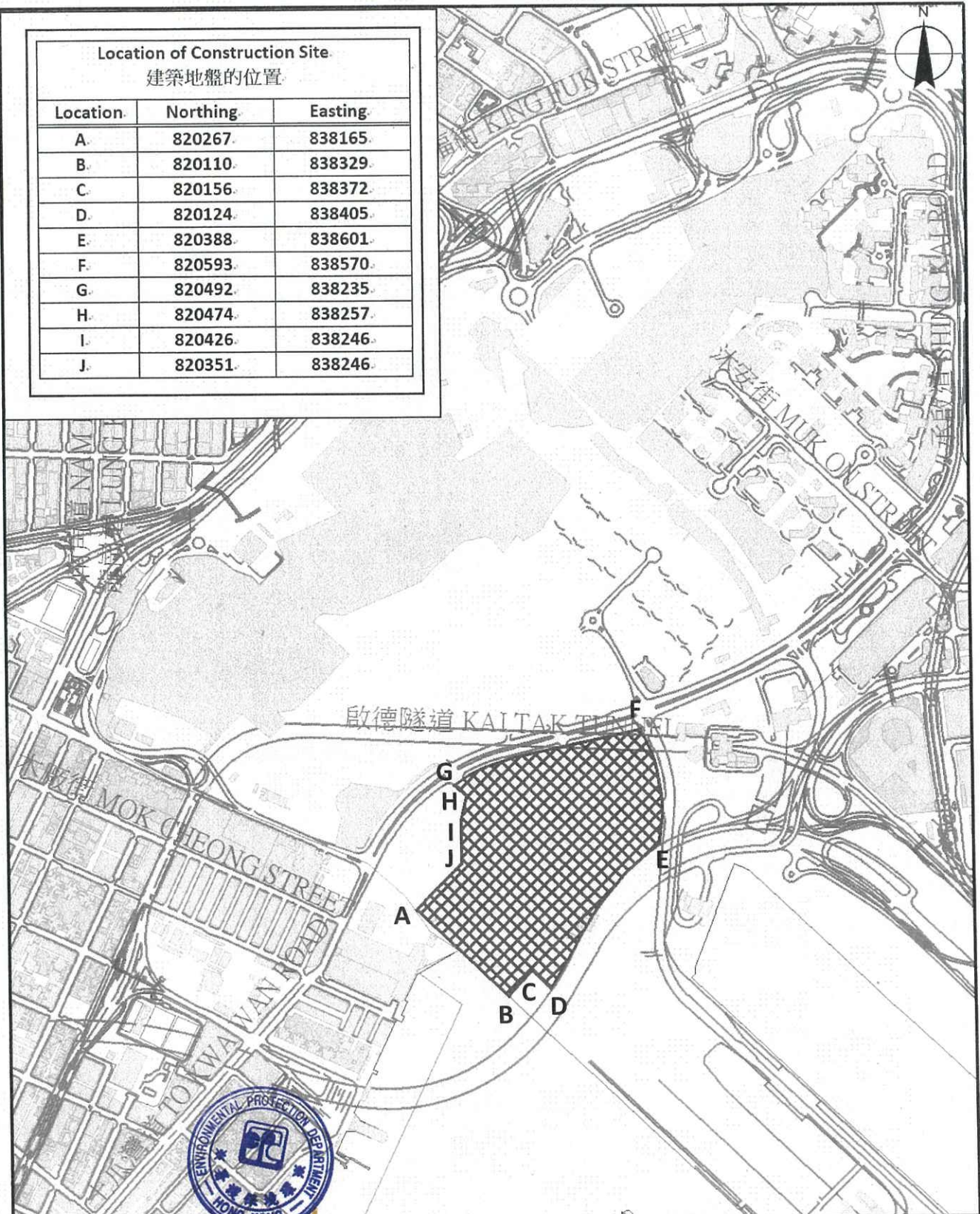


Breaker, hand-held (electric), with Noise Emission Label showing a  
Sound Power Level  $\leq 105$  dB(A)  
破碎機, 手提型 (電動), 備有噪音標籤顯示聲功率級  $\leq 105$  分貝(A)



Location of Construction Site  
建築地盤的位置


Location	Northing	Easting
A	820267	838165
B	820110	838329
C	820156	838372
D	820124	838405
E	820388	838601
F	820593	838570
G	820492	838235
H	820474	838257
I	820426	838246
J	820351	838246



環境保護署  
Environmental Protection Department

噪音管制監督  
Noise Control Authority


圖例 Legend

 建築地盤 Construction Site


建築噪音許可證編號GW-RE1157-22的附圖

比例 Scale 1:10,000

Plan attached to Construction Noise Permit No. GW-RE1157-22

 米 Meters  
0 55 110 220 330

**Photo Records:**



**Photo 1a and 1b:** Regular site inspection on site on 28 October 2022 at southern site. (site area closest to the Grand Waterfront)

**Environmental Measure Implemented:**



**Photo 2a and 2b:** Power Mechanical Equipment with Quality Power Mechanical Equipment (QPME) labels were used at site to lower the noise nuisance to the nearby residents.



**Photo 3:** Subcontractors had been encouraged to start any powered mechanical equipment at 07:15 and only if necessary.



協興工程有限公司  
HIPING ENGINEERING CO LTD  
新創建築集團成員 Member of NWS Holdings

## 備忘錄

致：各分判商 日期：15/11/2022  
由：鍾展焯 工程編號：KT201901  
地盤：啟德體育園項目 檔案編號：S19092/KT201901-Y03/CWC/SYY

### 有關南區建築噪音許可證更新事宜

環境保護署已於 2022 年 10 月 28 日更新南區建築噪音許可證，並於 2022 年 11 月 25 日晚 7 時起生效，有效至 2023 年 05 月 23 日晚上 12 時正。現特意提醒 貴司必須嚴格遵守有關要求，尤其注意必須遵守機動設備之組合以及許可建築工程所包括之範圍。

為確保 貴司遵守相關要求，如 貴司需於假日工作，請於星期三或前向 我司工地總管提交假日工作許可證，於假日工作許可證需填寫施工日期、公司名稱、當天工作之員工姓名及職位、負責人姓名及電話、施工位置及工作、施工時使用之機械及其數量。在遞交申請表後，需前往環保部參加噪音許可證專題訓練，且簽署表亦遵守許可證內條款。 我司工地總管、環保部及管理層會檢查當日施工活動有否抵觸建築噪音許可證內的條款及按工地實際需要作出審批，而已審批假日工作許可證會存放於工地出入口更亭內，於施工當日只容許已獲批分判商員工進入工地，未獲批准之員工將禁止進入工地。

請 貴司務必提醒所有工地人員切實遵守《噪音管制條例》，並確保進行的工序、所使用機動設備類形、數量及其使用位置符合建築噪音許可證內的條款。根據分判合約附錄《分判商對環境保護的責任》，在分判合約有效期間，政府所修定之新法例及分判合約所遺漏並已實行之法例，分判商亦須一律遵守。如有違反相關條例而導致總承建商遭受檢控或導致任何損失，一切費用及罰款將由分判商承擔。

此致

協興工程有限公司

鍾展焯  
工程項目經理

附件：南區建築噪音許可證 (GW-RE1157-22)

副本抄送：工程項目經理/ 工地總管/ 環保部/ 工料測量部

CWC/SYY/ycc

香港九龍彌敦道六號其利商業中心十一樓 11F Chevalier Commercial Centre, 8 Wang Hoi Road, Kowloon Bay, Hong Kong  
電話 Tel: (852) 2525 9251 傳真 Fax: (852) 2645 9295 電郵 Email: sma@hiping.com.hk 網址 Website: www.hiping.com.hk



**Photo 4:** Notice was provided to all subcontractors to follow the latest Construction Noise Permit Requirement.