

**Agreement No. CE 30/2018 (EP)
Environmental Team for Kai Tak Sports Park –
Design and Construction**

Quarterly EM&A Report (Oct 2023 – Dec 2023)

January 2024

Culture, Sports and Tourism
Bureau
Kai Tak Sports Park Project Office
1/F, Block A
Kai Tak Sports Park Site Office
Muk Tai Street
Kai Tak, Kowloon

Agreement No. CE 30/2018 (EP)
Environmental Team for Kai Tak Sports Park –
Design and Construction

Quarterly EM&A Report (Oct 2023 – Dec 2023)

January 2024



Environmental Permit No. EP-544/2017

Kai Tak Sports Park - Investigation

Independent Environmental Checker Verification


Reference Document/Plan

Document/ Plan to be Certified / Verified:	Quarterly EM&A Report No. 19 (October to December 2023)
Date of Report:	25 January 2024
Date received by IEC:	25 January 2024

Reference EP Condition / EM&A Manual

EM&A Manual (AEIAR-204/2017)	Sections 2.5.1 (v) & 14.1.1
The ET should prepare monthly, quarterly and final EM&A reports to summarize environmental performance and to anticipate future key issues.	
The ET shall prepare baseline monitoring report, monthly EM&A reports, quarterly EM&A report and final EM&A report. They shall be submitted to the EPD in paper and electronic formats in a timely manner.	

IEC Verification

I hereby verify that the above referenced document/ plan complies with the above referenced condition of EP-544/2017/EM&A Manual.	
	
Ms Mandy To	Date: 25 January 2024
Independent Environmental Checker	

Our ref: 0500384_IEC Verification Cert_KTSP_Quarterly EM&A Rpt No.19.docx



Culture, Sports and Tourism Bureau
The Government of the Hong Kong Special Administrative Region
of the People's Republic of China



Environmental Permit No. EP- 544/2017

Kai Tak Sports Park – Investigation

Environmental Team Leader Certification

Reference Document /Plan

Document/ Plan to be Certified:	Quarterly EM&A Report (Oct 2023 – Dec 2023)
Date of Report:	25 January 2024
Date received by ETL:	25 January 2024

Reference EP Condition

EM&A Manual (AEIAR-204/2017)	Sections 2.5.1 (v) & 14.1.1
------------------------------	-----------------------------

The ET should prepare monthly, quarterly and final EM&A reports to summarize environmental performance and to anticipate future key issues.

The ET shall prepare baseline monitoring report, monthly EM&A reports, quarterly EM&A report and final EM&A report. They shall be submitted to the EPD in paper and electronic formats in a timely manner.

ETL Certification

I hereby certify that the above reference document complies with the above referenced condition of EP-544/2017.

Mr Sunny Chan
Environmental Team Leader

Date: 25 January 2024

Contents

Executive Summary	1
1 Project Information	4
1.1 Project Organisation	4
1.2 Works Area and Construction Programme	4
1.3 Construction Works undertaken during the Reporting Period	5
2 Summary of EM&A Requirement	6
2.1 EM&A Requirement	6
2.2 Air Quality Monitoring Parameters, Frequency and Duration	6
2.3 Air Quality Monitoring Locations	6
2.4 Action and Limit Levels for Air Quality Monitoring	7
2.5 Wind Data	7
2.6 Noise Monitoring Parameters, Frequency and Duration	8
2.7 Noise Monitoring Locations	8
2.8 Action and Limit Levels for Noise Monitoring	9
3 Summary of Environmental Status	10
3.1 Construction Works undertaken during the Reporting Period	10
3.2 Implementation Status of Environmental Mitigation Measures	10
3.3 Monitoring Results	10
3.4 Solid and Liquid Waste Management Status	11
3.5 Summary of Non-compliance Status	12
4 Comments, Recommendations and Conclusion	15
4.1 Comments	15
4.2 Recommendations	15
4.3 Conclusions	16

Figures

Figure 2.1: Location of Air Quality Monitoring Stations

Figure 2.2: Location of Noise Monitoring Stations

Appendices

Appendix A. Project Organization for Environmental Works

Appendix B. Location of Works Areas

Appendix C. Construction Programme

Appendix D. Event and Action Plan

Appendix E. Monitoring Data and Graphical Plots (Air Quality and Noise)

Appendix F. Wind Data

Appendix G. Waste Flow Table

Appendix H. Environmental Licences and Permits

Appendix I. Environmental Mitigation Measures Implementation Status

Appendix J. Statistics on Environmental Complaints, Notification of Summons and
Successful Prosecutions

Appendix K. Calibration Certificate

Appendix L. Complaint Investigation Report

Tables

Table 1.1: Contact Information of Key Personnel	4
Table 1.2: Construction Works undertaken during the Reporting Period	5
Table 2.1: Air Quality Monitoring Parameters, Frequency and Duration	6
Table 2.2: Detail of Proposed Dust Monitoring Station	6
Table 2.3: Construction Dust Monitoring Locations	6
Table 2.4: Temporary Construction Dust Monitoring Location	7
Table 2.5: Action and Limit Levels for 1-hour TSP	7
Table 2.6: Noise Monitoring Parameters, Frequency and Duration	8
Table 2.7: Detail of Proposed Noise Monitoring Location	8
Table 2.8: Construction Noise Monitoring Locations	8
Table 2.9: Temporary Construction Noise Monitoring Location	9
Table 2.10: Action and Limit Level for Construction Noise	9
Table 3.1: Construction Works undertaken during the Reporting Period	10
Table 3.2: Summary of Site Inspection and Landscape Audit during the Reporting Period	10
Table 3.3: Summary of 1-hour TSP Monitoring Results during the Reporting Period	11
Table 3.4: Summary of Construction Noise Monitoring Results during the Reporting Period	11
Table 3.5: Comparison of Estimated Amount and Actual Amount of Waste Generated during the Reporting Period	11
Table 3.6: Summary of Complaints during the Reporting Period	13
Table D.1: Event and Action Plan for Construction Air Quality (Action Level)	
Table D.2: Event and Action Plan for Construction Air Quality (Limit Level)	
Table D.3: Event and Action Plan for Construction Noise	
Table H.1: Summary of Environmental Licences and Permits Status (KTSP)	
Table H.2: Summary of Environmental Licences and Permits Status (H/O Development)	
Table J.1: Statistics on Environmental Complaints, Notifications of Summons and Successful Prosecutions	

Executive Summary

This is the 19th Quarterly Environmental Monitoring & Audit (EM&A) Report for the construction phase of the Kai Tak Sports Park (KTSP) Project which summaries findings of the EM&A programme during the reporting period from 1 October 2023 to 31 December 2023 (the “reporting period”) under the Environmental Permit (No. EP-544/2017) requirement.

Environmental Monitoring and Audit Progress

The monthly EM&A programme was implemented by Environmental Team (ET) in accordance with the approved EM&A Manual. A summary of the EM&A activities during the reporting period is presented below:

Activities	Locations	Dates
Air quality impact monitoring (1-hour TSP)	AMS1-T*, AMS2, AMS4	5, 11, 17, 21, 27 Oct 2023 2, 8, 14, 20, 24, 30 Nov 2023 6, 12, 18, 22, 28 Dec 2023
Noise impact monitoring (L _{eq} (30 min))	NMS1-T*, NMS2, NMS4	5, 11, 17, 27 Oct 2023 2, 8, 14, 20, 30 Nov 2023 6, 12, 18, 28 Dec 2023
Weekly environmental site inspections	Kai Tak Sports Park Project Site	4, 11, 18, 25, 31 Oct 2023 8, 15, 21, 29 Nov 2023 6, 13, 21, 27 Dec 2023
Bi-weekly landscape and visual site inspections	Kai Tak Sports Park Project Site	11, 25 Oct 2023 8, 21 Nov 2023 6, 21 Dec 2023

***Note:**

During the reporting period, monitoring station, Hong Kong Society for the Blind Workshop (AMS1 and NMS1), was no longer open for impact monitoring from 1 September 2022, due to relocation of the Hong Kong Society for the Blind Workshop.

Agriculture, Fisheries and Conservation Department Kowloon Animal Management Centre (AMS1-T and NMS1-T) were proposed to conduct dust monitoring and noise impact monitoring during the reporting period.

Details of temporary alternative monitoring locations are presented in Temporary Alternative Proposal for Monitoring Station as proposed by ET and agreed by IEC dated 6 January 2021.

Breaches of Action and Limit Levels

Air Quality

No Action and Limit Level exceedances of 1-hour TSP level was recorded at AMS1-T, AMS2 and AMS4 during the reporting period.

Noise

Two noise related complaints were received during the reporting period. Two Action Level exceedances for noise were triggered during the reporting period.

No Limit Level exceedances of noise at NMS1-T, NMS2 and NMS4 was recorded during the reporting period.

Complaint Log

There were two complaints received in relation to the environmental impact during the reporting period.

Summary of Complaints in the Reporting Month

Date of Notification from EPD	Date of Complaint	Description of Complaint	Recommendations / Actions	Close-Out Date / Status
2 Nov 2023	26 Oct 2023	- Complaint of noise nuisance from the Construction site of The Kai Tak Sports Park at Kai Tak Development Area, Kowloon. - Please ensure the work fulfill the relevant environmental legislations and their subsidiary regulations.	1. All subcontractors had been reminded to switch off all powered mechanical equipment every day after finish working during subcontractor meetings. 2. The latest Construction Noise Permit has been provided to subcontractor for their perusal. 3. Technician night shift team will patrol the north site area every day to ensure all unnecessary construction equipment are off. 4. Implementation of construction noise mitigation measures recommended in EIA's Environmental Mitigation Implementation Schedule.	8 Nov 2023

Date of Notification from EPD	Date of Complaint	Description of Complaint	Recommendations / Actions	Close-Out Date / Status
30 Nov 2023 (Referred by CSTB)	N/A	-Complaint of noise nuisance from Kai Tak Sports Park demolition work from 7:00 a.m.to 7:00 p.m. - Please ensure the work fulfill the relevant environmental legislations and their subsidiary regulations.	1. Regular site inspection to ensure all construction work comply with environmental legislation requirement. 2. Regular noise monitoring implemented near Kai Tak Sport Park site area throughout demolition work to ensure compliance of relevant environmental regulation. 3. Implementation of construction noise mitigation measures recommended in EIA's Environmental Mitigation Implementation Schedule.	28 Dec 2023

Notifications of Summons and Successful Prosecutions

There were no notifications of summons or prosecutions received during this reporting period.

Reporting Changes

There was no reporting change during the reporting period.

1 Project Information

1.1 Project Organisation

The organisation chart and lines of communication with respect to the on-site environmental management structure of the key personnel are shown in **Appendix A**. The key personnel contact names and numbers are summarized in **Table 1.1**.

Table 1.1: Contact Information of Key Personnel

Party	Position	Name	Telephone	Fax
Project Proponent (Home Affairs Bureau)	Project Director (Sports Park)	Edwin Wong	3586 3403	3586 0591
Supervising Officer's Representative (Home Affairs Bureau)	Senior Engineer	Keith Man	3586 3149	3586 0591
Environmental Team (Mott MacDonald Hong Kong Limited)	Environmental Team Leader	Sunny Chan	2828 5962	2827 1823
	Deputy Environmental Team Leader	Ken Wong	2828 5757	2827 1823
Independent Environmental Checker (ERM Hong Kong Limited)	Independent Environmental Checker	Mandy To	2271 3000	3015 8052
Contracted Party (Kai Tak Sports Park Limited)	Assistant Contract Manager	Eric Chung	3552 5003	2845 9295
	Environmental Officer	Gary Yim	3552 5013	3552 5099
Hotel and Office Development				
Project Manager (Sanon Limited)	Senior Group Project Director	David Lee	2910 8368	2815 9949
	Project Manager	William Chan	2910 8363	2815 9949
Project Architect (P&T Architects & Engineers Limited)	Project Architect	Patrick Chan	2832 7205	-
Contractor (Hip Hing Construction Co. Ltd.)	Project Manager	Michael Wong	96719952	-
24-hour Community Liaison Hotline	-	-	5587 6112	-

1.2 Works Area and Construction Programme

The construction works commenced on 8 April 2019. The works area of the Project is shown in **Appendix B**. The Construction Works Programme of the Project is provided in **Appendix C**.

1.3 Construction Works undertaken during the Reporting Period

A summary of construction activities undertaken during this reporting period is presented below:

Table 1.2: Construction Works undertaken during the Reporting Period

October 2023	November 2023	December 2023
KTSP		
<ul style="list-style-type: none"> • Mobilization and lifting; • Concreting; • Excavation; • Main Stadium pre-cast material delivery • Public Sports Ground drainage layer construction; and • Landscape work. 	<ul style="list-style-type: none"> • Mobilization and lifting; • Concreting; • Excavation; • Main Stadium pre-cast material delivery; and • Landscape work. 	<ul style="list-style-type: none"> • Mobilization and lifting; • Concreting; • Excavation; • Main Stadium pre-cast material delivery; and • Landscape work
H/O Development		
<ul style="list-style-type: none"> • Excavation; • Concreting; and • Landscape work 	<ul style="list-style-type: none"> • Excavation; • Concreting; and • Landscape work 	<ul style="list-style-type: none"> • Excavation; • Concreting; and • Landscape work

2 Summary of EM&A Requirement

2.1 EM&A Requirement

In accordance with the EM&A Manual of the Project, the EM&A programme was established to assure compliance with the standards and predictions in the EIA study involving the construction and operation of the Project. The environmental performance was routinely monitored and audited for evaluating the effectiveness of the recommended mitigation measures or remedial action. Impact air quality and noise monitoring were required for the Project.

Air Quality

2.2 Air Quality Monitoring Parameters, Frequency and Duration

Table 2.1 summarises the monitoring parameters, frequency and duration of impact air quality monitoring.

Table 2.1: Air Quality Monitoring Parameters, Frequency and Duration

Parameter	Frequency and Duration
1-hour TSP	3 times every six-days

2.3 Air Quality Monitoring Locations

According to the EM&A Manual, a total of five air quality monitoring stations were identified for impact monitoring. Of these, two air quality sensitive receivers AMS3 and AMS5 are planned residential use and were currently not available for impact monitoring during the reporting period.

Monitoring station AMS4, the originally planned residential use at Kai Tak Area 1K Site 3 (i.e. The Henley) has been in occupation in July 2022. The detail of the proposed monitoring station is shown as follow:

Table 2.2: Detail of Proposed Dust Monitoring Station

Monitoring Station	Description in EM&A Manual	Proposed Monitoring Station
AMS4	Kai Tak Area 1K Site 3 (1K3) (residential use)	Rooftop of Retail Building in front of The Henley

Table 2.3 describes the impact air quality monitoring stations and **Figure 2.1** shows their locations.

Table 2.3: Construction Dust Monitoring Locations

Monitoring Station	Location	Status
AMS1	Hong Kong Society for the Blind Workshop, Roof Floor	Existing Air Sensitive Receiver
AMS2	Sky Tower, Podium of Tower 7	Existing Air Sensitive Receiver
AMS4	Retail Building in front of The Henley, Rooftop	Existing Air Sensitive Receiver
AMS3	Kai Tak Area 2B Site 4 (2B4) (residential use)	Planned Air Sensitive Receiver
AMS5	Kai Tak Area 1L Site 3 (1L3) (residential use)	Planned Air Sensitive Receiver

During the reporting period, monitoring station AMS1 was no longer open for impact monitoring from 1 September 2022, due to relocation of the Hong Kong Society for the Blind Workshop.

Temporary air quality monitoring station, AMS1-T, was used to conduct dust monitoring in September 2022. Details of temporary alternative monitoring locations are presented in Temporary Alternative Proposal for Monitoring Station as proposed by ET and agreed by IEC dated 6 January 2021.

The details of temporary monitoring station are described in **Table 2.4** and the location of temporary monitoring station is shown in **Figure 2.1**.

Table 2.4: Temporary Construction Dust Monitoring Location

Monitoring Station	Location	Status
AMS1-T	Agriculture, Fisheries and Conservation Department Kowloon Animal Management Centre, 102 Sung Wong Toi Road	Existing Air Sensitive Receiver

2.4 Action and Limit Levels for Air Quality Monitoring

The Action and Limit Levels for 1-hr TSP are provided in **Table 2.5**.

Table 2.5: Action and Limit Levels for 1-hour TSP

Monitoring Station	Action Level, $\mu\text{g}/\text{m}^3$	Limit Level, $\mu\text{g}/\text{m}^3$
AMS1 – Hong Kong Society for the Blind Workshop, Roof Floor	283	500
AMS2 – Sky Tower, Podium of Tower 7	280	500
AMS3 - Kai Tak Area 2B Site 4 (2B4) (residential use)	287*	500
AMS4 - Kai Tak Area 1K Site 3 (1K3) (residential use)	287*	500
AMS5 - Kai Tak Area 1L Site 3 (1L3) (residential use)	287*	500

*Remarks: the Action Level for AMS3, AMS4 and AMS5 were derived from an alternative monitoring station AMS3-4-5 during the baseline monitoring.

The event and action plan is provided in **Appendix D**.

2.5 Wind Data

Wind data at Kai Tak automatic weather station collected from the Hong Kong Observatory (HKO) were used for the air quality monitoring for recording wind speed and wind direction. It is considered that the wind data obtained at the existing Kai Tak wind station are representative of the Project area and could be used for undertaking the construction phase baseline and impact air quality monitoring programme for the Project.

The detail of the wind data is shown in **Appendix F**.

Noise

2.6 Noise Monitoring Parameters, Frequency and Duration

Table 2.6 summarises the monitoring parameters, frequency and duration of impact noise monitoring.

Table 2.6: Noise Monitoring Parameters, Frequency and Duration

Parameter	Frequency and Duration
30-minutes measurement at each monitoring station between 0700 and 1900 on normal weekdays (Monday to Saturday). L _{eq} , L ₁₀ and L ₉₀ would be recorded.	At least once per week

2.7 Noise Monitoring Locations

According to the approved EM&A Manual, a total of seven noise monitoring stations were identified for the impact monitoring locations. Of these, four noise sensitive receivers NMS1A, NMS2A, NMS3 and NMS5 are planned residential use and were currently not available for impact monitoring during the reporting period.

Monitoring station NMS4, the originally planned residential use at Kai Tak Area 1K Site 3 (i.e. The Henley) has been in occupation in July 2022. The detail of the proposed monitoring stations are shown as follow:

Table 2.7: Detail of Proposed Noise Monitoring Location

Monitoring Station	Description in EM&A Manual	Proposed Monitoring Station
NMS4	Kai Tak Area 1K Site 3 (1K3) (residential use)	Rooftop of Retail Building in front of The Henley (Façade Measurement)

Table 2.8 describes the details of the monitoring stations and **Figure 2.2** shows the locations of noise monitoring stations.

Table 2.8: Construction Noise Monitoring Locations

Monitoring Station	Location Description	Status
NMS1	Hong Kong Society for the Blind Workshop, Roof Floor	Existing Noise Sensitive Receiver
NMS2	Sky Tower, Podium of Tower 7	Existing Noise Sensitive Receiver
NMS4	Retail Building in front of The Henley, Rooftop	Existing Noise Sensitive Receiver
NMS1A	Sung Wong Toi Road Public Housing Site	Planned Noise Sensitive Receiver
NMS2A	Sung Wong Toi Road CDA Site (mixed use)	Planned Noise Sensitive Receiver
NMS3	Kai Tak Area 2B Site 4 (2B4) (residential use)	Planned Noise Sensitive Receiver
NMS5	Kai Tak Area 1L Site 3 (1L3) (residential use)	Planned Noise Sensitive Receiver

During the reporting period, monitoring station NMS1 was no longer open for impact monitoring from 1 September 2022, due to relocation of the Hong Kong Society for the Blind Workshop.

Temporary noise monitoring station, NMS1-T, was used to conduct noise monitoring from September 2022. Details of temporary alternative monitoring locations are presented in Temporary Alternative Proposal for Monitoring Station as proposed by ET and agreed by IEC dated 6 January 2021. The details of temporary monitoring station are described in **Table 2.9** and the location of noise monitoring station is shown in **Figure 2.2**

Table 2.9: Temporary Construction Noise Monitoring Location

Monitoring Station	Location Description	Status	Type of Measurement
NMS1-T	Agriculture, Fisheries and Conservation Department Kowloon Animal Management Centre, 102 Sung Wong Toi Road	Existing Noise Sensitive Receiver	Façade

Action and Limit Levels for Noise Monitoring

The Action and Limit Levels for construction noise are defined in **Table 2.10**

Table 2.10: Action and Limit Level for Construction Noise

Monitoring Station	Time Period	Action Level	Limit Level
NMS1 NMS2 NMS4	0700 – 1900 hours on normal weekdays	When one documented complaint is received	75 dB(A)

The event and action plan is provided in **Appendix D**.

3 Summary of Environmental Status

3.1 Construction Works undertaken during the Reporting Period

A summary of construction activities undertaken during this reporting period is presented below:

Table 3.1: Construction Works undertaken during the Reporting Period

October 2023	November 2023	December 2023
KTSP		
<ul style="list-style-type: none"> • Mobilization and lifting; • Concreting; • Excavation; • Main Stadium pre-cast material delivery • Public Sports Ground drainage layer construction; and • Landscape work 	<ul style="list-style-type: none"> • Mobilization and lifting; • Concreting; • Excavation; • Main Stadium pre-cast material delivery; and • Landscape work 	<ul style="list-style-type: none"> • Mobilization and lifting; • Concreting; • Excavation; • Main Stadium pre-cast material delivery; and • Landscape work
H/O Development		
<ul style="list-style-type: none"> • Excavation; • Concreting; and • Landscape work 	<ul style="list-style-type: none"> • Excavation; • Concreting; and • Landscape work 	<ul style="list-style-type: none"> • Excavation; • Concreting; and • Landscape work

3.2 Implementation Status of Environmental Mitigation Measures

Regular site inspections and audits were carried out to monitor the implementation of proper environmental pollution control mitigation measures for the Project. **Table 3.2** shows the summary of site inspection and audit conducted during the reporting period.

Table 3.2: Summary of Site Inspection and Landscape Audit during the Reporting Period

Activities	Locations	Dates
Weekly environmental site inspections	Kai Tak Sports Park Project Site	4, 11, 18, 25, 31 Oct 2023 8, 15, 21, 29 Nov 2023 6, 13, 21, 27 Dec 2023
Bi-weekly landscape and visual site inspections	Kai Tak Sports Park Project Site	11, 25 Oct 2023 8, 21 Nov 2023 6, 21 Dec 2023

A summary of the environmental mitigation measures implementation status is presented in **Appendix I**. Most of the necessary mitigation measures were implemented properly. A summary of the environmental licenses and permits is presented in **Appendix H**.

3.3 Monitoring Results

The monitoring results for 1-hour TSP at AMS1-T, AMS2, and AMS4 are summarized in **Table 3.3**. Detailed impact air quality monitoring results are presented in **Appendix E**. The calibration certificate for the dust meter used during monitoring is shown in **Appendix K**.

Table 3.3: Summary of 1-hour TSP Monitoring Results during the Reporting Period

Monitoring Station	Average, $\mu\text{g}/\text{m}^3$	Min, $\mu\text{g}/\text{m}^3$	Max, $\mu\text{g}/\text{m}^3$	Action Level, $\mu\text{g}/\text{m}^3$	Limit Level, $\mu\text{g}/\text{m}^3$
AMS1-T	49	27	75	283	500
AMS2	40	24	64	280	500
AMS4	40	21	71	287	500

There was no Action and Limit Level exceedance of 1-hr TSP level recorded at station AMS1-T, AMS2 and AMS4 by the ET during the reporting period.

The monitoring results for construction noise are summarized in **Table 3.4**. Detailed impact noise monitoring results and relevant graphical plots are presented in **Appendix E**. The calibration certificate for the noise meter used during monitoring is shown in **Appendix K**.

Table 3.4: Summary of Construction Noise Monitoring Results during the Reporting Period

Monitoring Station	Measured Noise Level L_{eq} (30 mins), dB(A)			
	Average	Min	Max	Limit Level
NMS1-T	72	71	73	75
NMS2	70	69	73	75
NMS4	66	64	69	75

No noise exceedances were recorded at stations NMS1-T, NMS2 and NMS4 by the ET during the reporting period.

3.4 Solid and Liquid Waste Management Status

The summary of waste flow table during the reporting period is detailed in **Appendix G**.

The comparison of estimated amount of waste generated for construction of the Project and actual amount generated during the reporting period is showed in **Table 3.5**.

Mitigation measures recommended in EIA Report were implemented by the Contractor as far as practicable and were considered effective in reducing the total quantity of waste generated during the reporting period.

Table 3.5: Comparison of Estimated Amount and Actual Amount of Waste Generated during the Reporting Period

Type of Waste	Estimated Amount for the Project in the EIA (m^3)	Actual Amount during Reporting Period (000kg)	Actual Amount during Reporting Period* (m^3)
Inert C&D materials (or public fills) to be disposed of	447,464	45,448	34,960
Non-inert C&D materials (or C&D waste) to be disposed of	68,110	5,587	6,984
Total C&D material of the Project	515,574	51,035	41,944

*Note:

Assumed Inert C&D waste density = 1,300 kg/m³

Assumed Non-inert C&D waste density = 800 kg/m³

3.5 Summary of Non-compliance Status

Exceedances

Air Quality

No Action and Limit Level exceedances of 1-hour TSP level was recorded at AMS1-T, AMS2 and AMS4 during the reporting period.

Noise

Two noise related complaints were received during the reporting period. Two Action Level exceedances for noise were triggered during the reporting period.

No Limit Level exceedances of noise at NMS1-T, NMS2 and NMS4 was recorded during the reporting period.

Complaints

There was two complaints received in relation to the environmental impact during the reporting period. Summary of complaints during the reporting period are presented in **Table 3.6**.

Table 3.6: Summary of Complaints during the Reporting Period

Date of Notification from EPD	Date of Complaint	Description of Complaint	Recommendations / Actions	Close-Out Date / Status
2 Nov 2023	26 Oct 2023	<p>- Complaint of noise nuisance from the Construction site of The Kai Tak Sports Park at Kai Tak Development Area, Kowloon.</p> <p>- Please ensure the work fulfill the relevant environmental legislations and their subsidiary regulations.</p>	<ol style="list-style-type: none"> 1. All subcontractors had been reminded to switch off all powered mechanical equipment every day after finish working during subcontractor meetings. 2. The latest Construction Noise Permit has been provided to subcontractor for their perusal. 3. Technician night shift team will patrol the north site area every day to ensure all unnecessary construction equipment are off. 4. Implementation of construction noise mitigation measures recommended in EIA's Environmental Mitigation Implementation Schedule. 	8 Nov 2023
30 Nov 2023 (Referred by CSTB)	N/A	<p>-Complaint of noise nuisance from Kai Tak Sports Park demolition work from 7:00 a.m.to 7:00 p.m.</p> <p>- Please ensure the work fulfill the relevant environmental legislations and their subsidiary regulations.</p>	<ol style="list-style-type: none"> 1. Regular site inspection to ensure all construction work comply with environmental legislation requirement. 2. Regular noise monitoring implemented near Kai Tak Sport Park site area throughout demolition work to ensure compliance of 	28 Dec 2023

Date of Notification from EPD	Date of Complaint	Description of Complaint	Recommendations / Actions	Close-Out Date / Status
			relevant environmental regulation. 3. Implementation of construction noise mitigation measures recommended in EIA's Environmental Mitigation Implementation Schedule.	

Notification of Summons and Successful Prosecution

No notification of summons or prosecutions was received during the reporting period.

Statistics on notifications of summons and successful prosecutions are summarized in **Appendix J**.

4 Comments, Recommendations and Conclusion

4.1 Comments

Mitigation measures in the EM&A Manual were implemented during the reporting period. The weekly environmental site inspections ensured that all the environmental mitigation measures recommended were effectively implemented. Based on observation from the site inspections, landscape audits, and the air quality and noise impact monitoring results recorded, it was considered that mitigation measures were effective and efficient in controlling the potential impacts due to construction of the project during the reporting period.

4.2 Recommendations

During the reporting period, the following recommendations were provided:

October 2023

KTSP

- The contractor was reminded to provide drip tray for the chemical container.
- The contractor was reminded to dispose of the general refuse properly.
- The contractor was reminded to provide covering for stockpile on site.
- The contractor was reminded to provide temporary water pump to clear the stagnant water.
- The contractor was reminded to store waste materials properly.
- The contractor was reminded to provide water spraying for haul road to maintain wet surface.

H/O Development

- The contractor was reminded to dispose of the general refuse properly.
- The contractor was reminded to provide water spraying to maintain wet surface.
- The contractor was reminded to provide water spraying for breaking work on site.

November 2023

KTSP

- The contractor was reminded to provide drip tray for the chemical container.
- The contractor was reminded to provide water spraying on the haul road to maintain wet surface.
- The contractor was reminded to clear the general refuse regularly.
- The contractor was reminded to provide water spraying for the breaking work.
- The contractor was reminded to provide water spraying during loading and unloading work for dusty material.

H/O Development

- Nil

December 2023

KTSP

- The contractor was reminded to display the latest construction noise permit at all site entrance.
- The contractor was reminded to dispose of the general refuse properly.
- The contractor was reminded to provide drip trays for the chemical container.
- The contractor was reminded to provide water spraying during the breaking work on site.
- The contractor was reminded to provide water spraying for the haul road.

H/O Development

- The contractor was reminded to display NRMM label on the skid steer loader.

Review of the effectiveness and efficiency of the EM&A programme will be continued, and recommendations will be provided to remediate any potential impacts due to the project and to improve the EM&A programme if deficiencies of the existing EM&A programme are identified.

4.3 Conclusions

General

The construction works for the Project commenced on 8 April 2019. This is the 19th Quarterly EM&A Report for the Project summarises findings of the EM&A works during the reporting period from 1 October 2023 to 31 December 2023. (the “reporting period”).

Breaches of Action and Limit Levels

Air Quality

No Action and Limit Level exceedances of 1-hour TSP level was recorded at AMS1-T, AMS2 and AMS4 during the reporting period.

Noise

Two noise related complaints were received during the reporting period. Two Action Level exceedances for noise were triggered during the reporting period.

No Limit Level exceedances of noise at NMS1-T, NMS2 and NMS4 was recorded during the reporting period.

Environmental Site Inspections

Environmental site inspections were carried out thirteen times during the reporting period. Recommendations on remedial actions were given to the Contracted Party for the deficiencies identified during the site inspections.

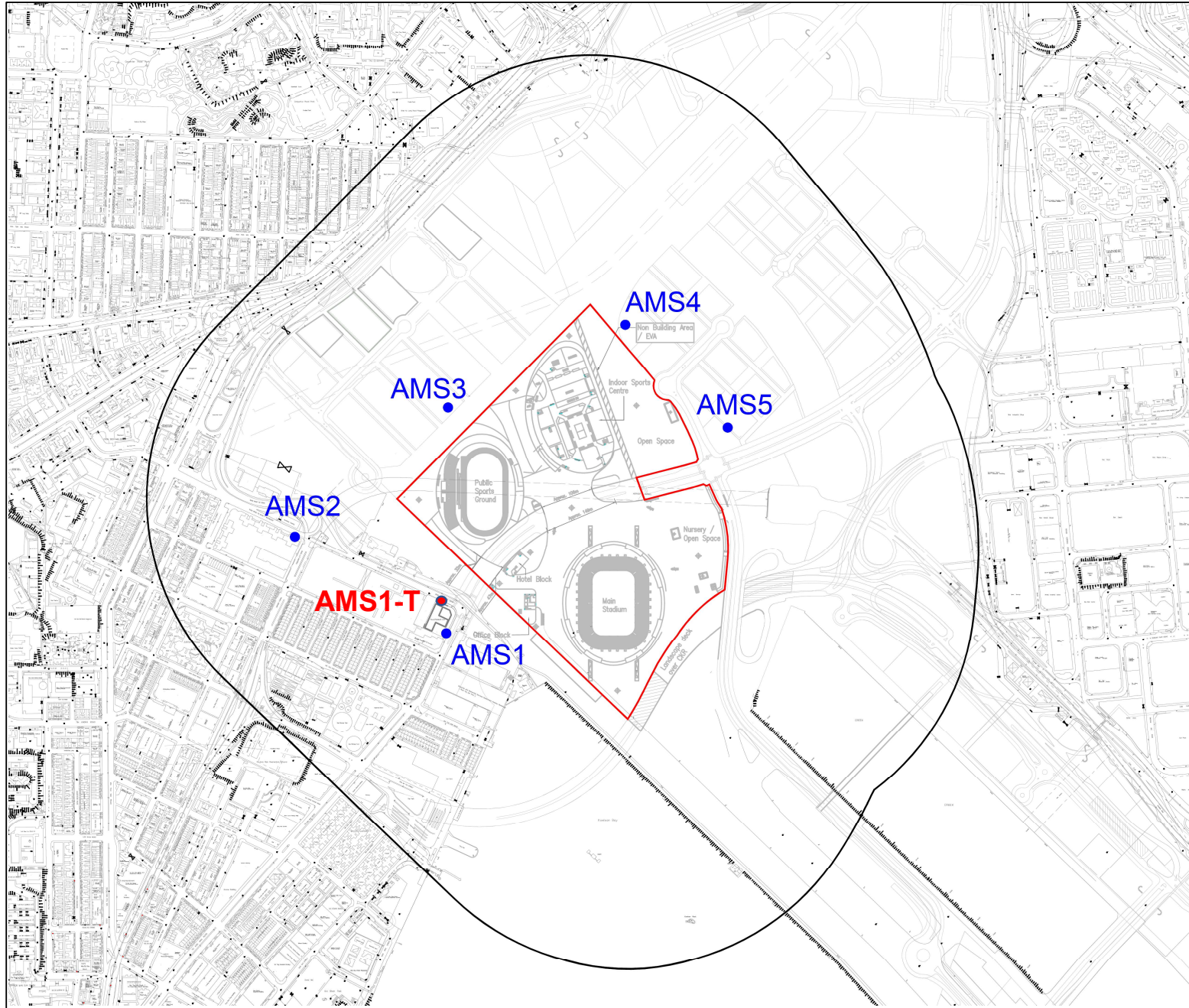
Complaints

There were two complaints received in relation to the environmental impact during the reporting period. Complaint investigations were conducted and mitigation measures were implemented.

Notifications of Summons and Successful Prosecutions

There were no notifications of summons or prosecutions received during the reporting period.

Figures



Key Plan

Notes:

1. ALL LEVELS ARE METRES TO PRINCIPAL DATUM (PD) UNLESS NOTED OTHERWISE.
2. ALL CO-ORDINATES REFER TO HONG KONG (1980) METRIC GRID CO-ORDINATES SYSTEM.
3. PIPE AND BOX OR KEY SIZES ARE SHOWN IN MILLIMETERS.

Key to symbols:

LEGEND:

- Project Site
- 500m from Site Boundary
- AMS1 Air Monitoring Station 1
- AMS1-T Temporary Air Monitoring Station

Rev	Date	Drawn	Description	Ch'k'd	App'd

M

MOTT

MACDONALD

3/F, Maritime Bay Point
348 Kwun Tong Road
Kwun Tong, Kowloon
Hong Kong
T: +852 2828 5757
F: +852 2821 1823
W: mottmac.com

Client

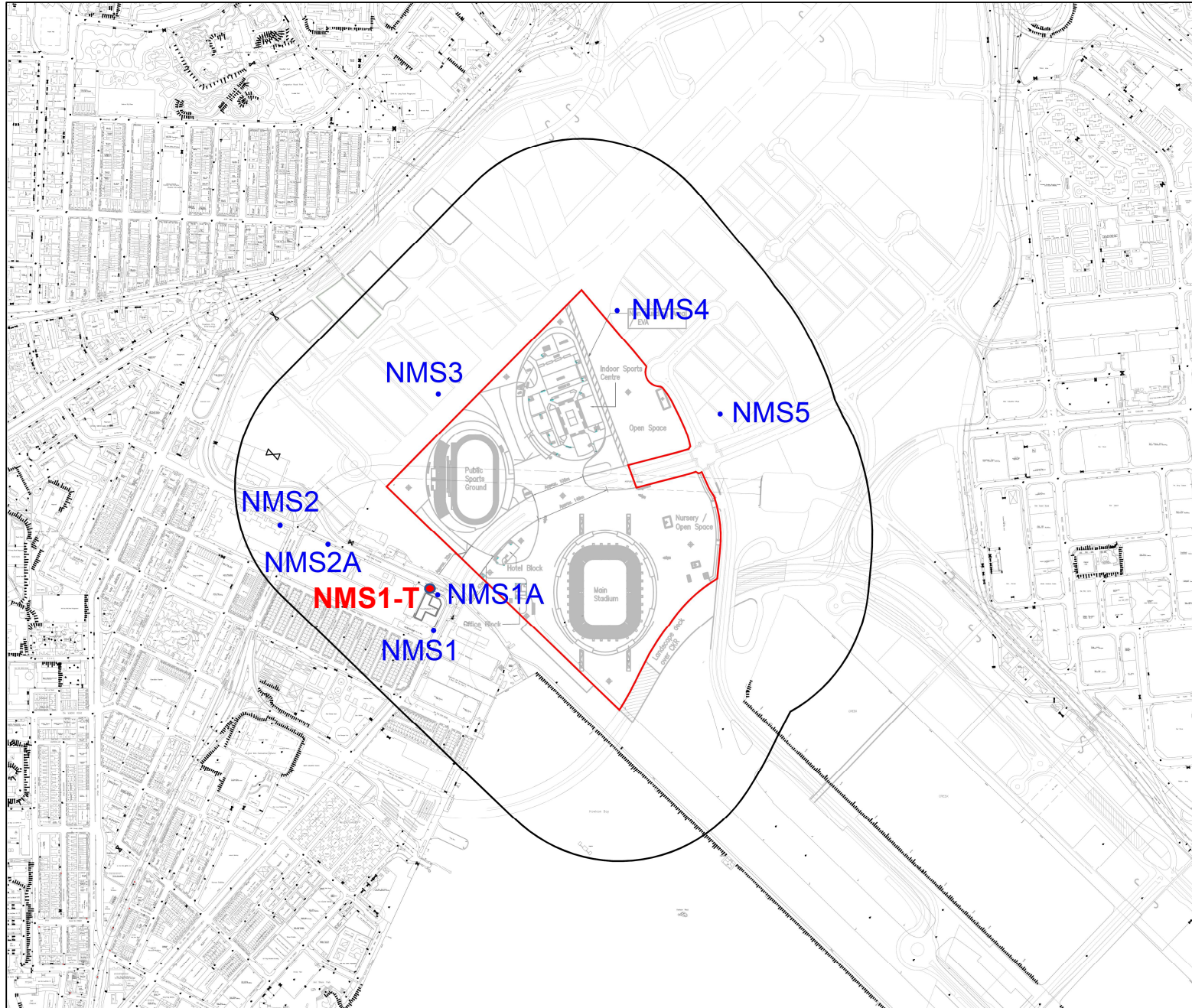
Project

Title

Figure 2.1
Location of Air Quality Monitoring Stations

Designed		Eng check	
Drawn		Coordination	
Dwg check		Approved	
Scale at A3	Status		Rev

Drawing Number



Key Plan

Notes:

1. ALL LEVELS ARE METRES TO PRINCIPAL DATUM (PD) UNLESS NOTED OTHERWISE.
2. ALL CO-ORDINATES REFER TO HONG KONG (1980) METRIC GRID CO-ORDINATES SYSTEM.
3. PIPE AND BOX OR KEY SIZES ARE SHOWN IN MILLIMETERS.

Key to symbols:

LEGEND:

- Project Site
- 300m from Site Boundary
- NMS1 Construction Noise Monitoring Station 1
- NMS1-T Temporary Noise Monitoring Station

Rev	Date	Drawn	Description	Ch'k'd	App'd

M M
MOTT MACDONALD

3/F, Maritime Bay Phase
 348 Kwun Tong Road
 Kwun Tong, Kowloon
 Hong Kong
 T: +852 2828 5757
 F: +852 2821 1823
 W: mottmac.com

Client

Project

Title

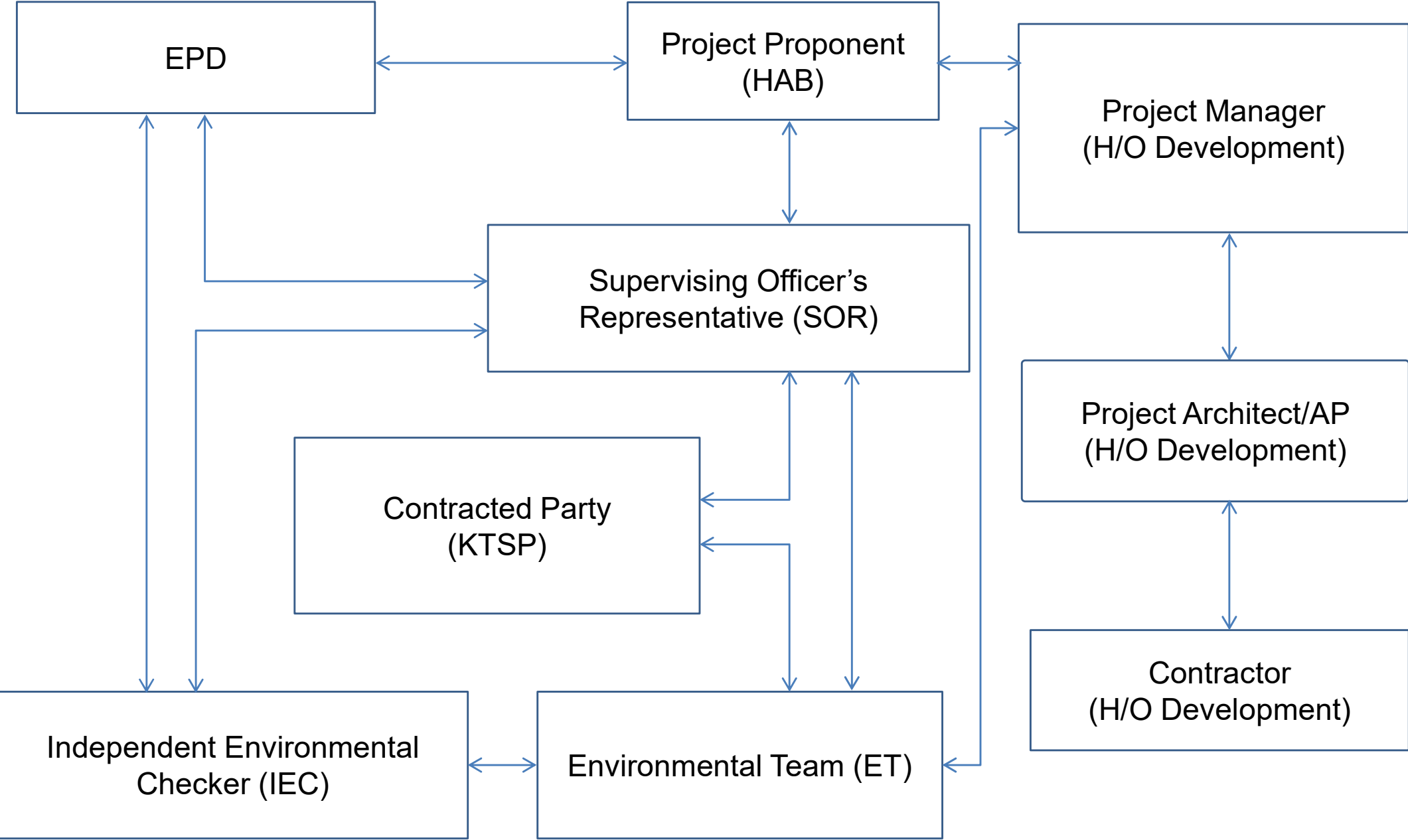
Figure 2.2
Location of Noise Monitoring Stations

Designed		Eng check	
Drawn		Co-ordination	
Dwg check		Approved	
Scale at A3	Status		Rev

Drawing Number

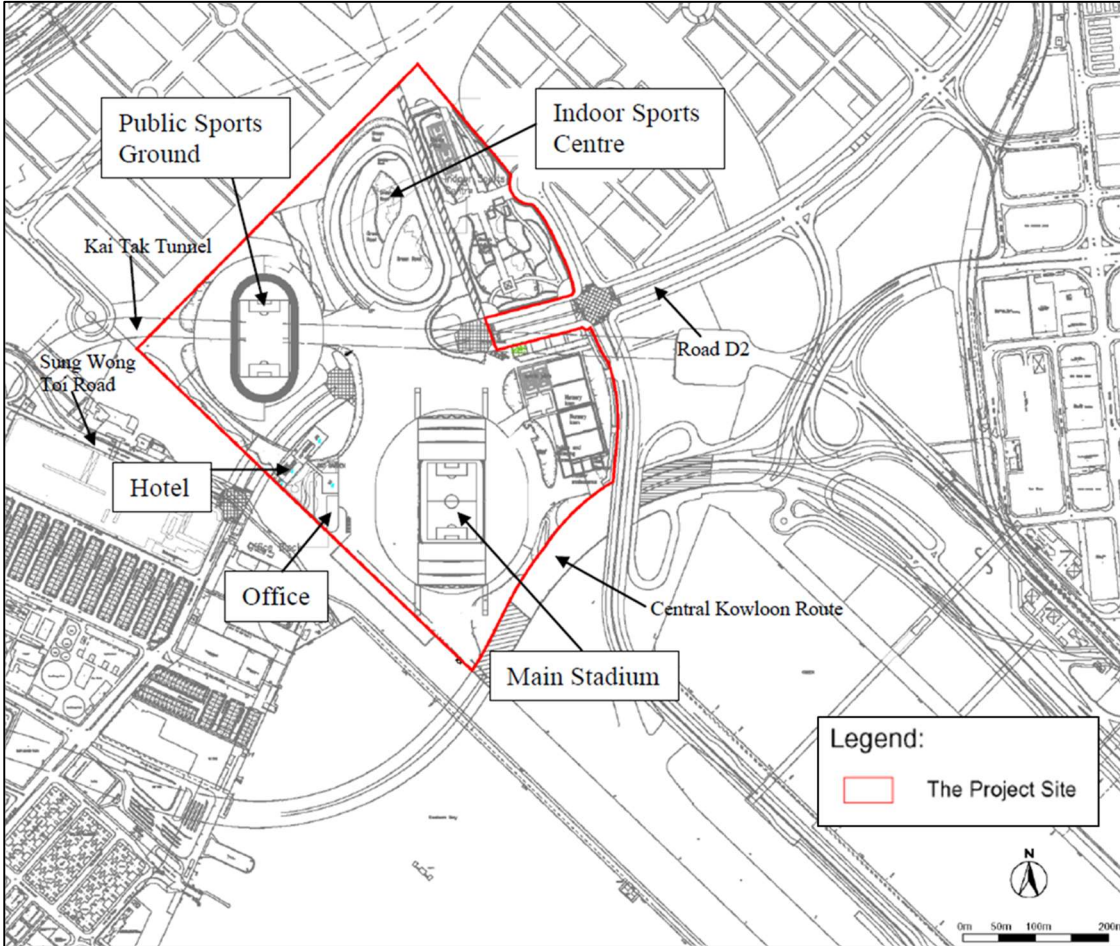
Appendix A. Project Organization for Environmental Works

Project Organisation for Environmental Works



Line of communication

Appendix B. Location of Works Areas



Appendix C. Construction Programme

Appendix D. Event and Action Plan

Should non-compliance of the air quality criteria occur, actions in accordance with the Event and Action Plan in **Table D.1** and **Table D.2** shall be carried out.

Table D.1: Event and Action Plan for Construction Air Quality (Action Level)

Event	Action			
	ET	IEC	SOR	Contracted Party
Action Level				
Exceedance for one sample	<ol style="list-style-type: none"> 1. Inform IEC, SOR and Contracted Party; 2. Identify source, investigate the causes of exceedance and propose remedial measures; 3. Repeat measurement to confirm finding. 	<ol style="list-style-type: none"> 1. Check monitoring data submitted by ET; 2. Check Contracted Party's working method. 	<ol style="list-style-type: none"> 1. Notify Contracted Party. 	<ol style="list-style-type: none"> 1. Rectify any unacceptable practice; 2. Amend working methods if appropriate.
Exceedance for two or more consecutive samples	<ol style="list-style-type: none"> 1. Inform IEC, SOR and Contracted Party; 2. Identify source; 3. Advise the SOR on the effectiveness of the proposed remedial measures; 4. Repeat measurements to confirm findings; 5. Increase monitoring frequency to daily; 6. Discuss with IEC, SOR and Contracted Party on remedial actions required; 7. If exceedance continues, arrange meeting with IEC and SOR; 8. If exceedance stops, cease additional monitoring. 	<ol style="list-style-type: none"> 1. Check monitoring data submitted by ET; 2. Check Contracted Party's working method; 3. Discuss with ET and Contracted Party on possible remedial measures; 4. Advise the ET/SOR on the effectiveness of the proposed remedial measures; 5. Supervise Implementation of remedial measures. 	<ol style="list-style-type: none"> 1. Confirm receipt of notification of failure in writing; 2. Notify Contracted Party; 3. Ensure remedial measures properly implemented. 	<ol style="list-style-type: none"> 1. Submit proposals for remedial to SOR and IEC within 3 working days of notification; 2. Implement the agreed proposals; 3. Amend proposal if appropriate.

Table D.2: Event and Action Plan for Construction Air Quality (Limit Level)

Event	Action			
	ET	IEC	SOR	Contracted Party
Limit Level				
Exceedance for one sample	<ol style="list-style-type: none"> 1. Inform IEC, SOR, Contracted Party and EPD; 2. Identify source, investigate the causes of exceedance and propose remedial measures; 3. Repeat measurement to confirm finding; 4. Increase monitoring frequency to daily; 5. Assess effectiveness of Contracted Party's remedial actions and keep IEC, EPD and SOR informed of the results. 	<ol style="list-style-type: none"> 1. Check monitoring data submitted by ET; 2. Check Contracted Party's working method; 3. Discuss with ET and Contracted Party on possible remedial measures; 4. Advise the SOR on the effectiveness of the proposed remedial measures; 5. Supervise implementation of remedial measures. 	<ol style="list-style-type: none"> 1. Confirm receipt of notification of failure in writing; 2. Notify Contracted Party; 3. Ensure remedial measures properly implemented. 	<ol style="list-style-type: none"> 1. Take immediate action to avoid further exceedance; 2. Discuss with ET and IEC on remedial actions; 3. Submit proposals for remedial actions to IEC within 3 working days of notification; 4. Implement the agreed proposals; 5. Amend proposal if appropriate.
Exceedance for two or more consecutive samples	<ol style="list-style-type: none"> 1. Notify IEC, SOR, Contracted Party and EPD; 2. Identify source; 3. Repeat measurement to confirm findings; 4. Increase monitoring frequency to daily; 5. Carry out analysis of Contracted Party's working procedures to determine possible mitigation to be implemented; 6. Arrange meeting with IEC and SOR and Contracted Party to discuss the remedial actions to be taken; 7. Assess effectiveness of Contracted Party's remedial actions and keep IEC, EPD and SOR informed of the results; 8. If exceedance stops, cease additional monitoring. 	<ol style="list-style-type: none"> 1. Check monitoring data submitted by ET; 2. Check Contracted Party's working method; 3. Discuss amongst SOR, ET, and Contracted Party on the potential remedial actions; 4. Review Contracted Party's remedial actions whenever necessary to assure their effectiveness and advise the SOR accordingly; 5. Supervise the implementation of remedial measures. 	<ol style="list-style-type: none"> 1. Confirm receipt of notification of failure in writing; 2. Notify Contracted Party; 3. In consultation with the IEC, agree with the Contracted Party on the remedial measures to be implemented; 4. Ensure remedial measures properly implemented; 5. If exceedance continues, consider what portion of the work is responsible and instruct the Contracted Party to terminate that portion of work until the exceedance ceases. 	<ol style="list-style-type: none"> 1. Take immediate action to avoid further exceedance; 2. Discuss with ET and IEC on remedial actions; 3. Submit proposals for remedial actions to SOR and IEC within 3 working days of notification; 4. Implement the agreed proposals; 5. Resubmit proposals if problem still not under control; 6. Stop the relevant portion of works as determined by the SOR until the exceedance ceases.

Should non-compliance of the noise criteria occur, actions in accordance with the Event and Action Plan in **Table D.3** shall be carried out.

Table D.3: Event and Action Plan for Construction Noise

Event	Action			
	ET	IEC	SOR	Contracted Party
Action Level	<ol style="list-style-type: none"> 1. Notify IEC, SOR and Contracted Party of exceedance; 2. Identify source; 3. Investigate the causes of exceedance and propose remedial measures; 4. Report the results of investigation to the IEC, SOR and Contracted Party; 5. Discuss with the IEC, SOR and Contracted Party and formulate remedial measures; 6. Increase monitoring frequency to check mitigation effectiveness. 	<ol style="list-style-type: none"> 1. Review the analysed results submitted by the ET; 2. Review the proposed remedial measures by the Contracted Party and advise the SOR accordingly; 3. Supervise the implementation of remedial measures. 	<ol style="list-style-type: none"> 1. Confirm receipt of notification of failure in writing; 2. Notify Contracted Party; 3. Require Contracted Party to propose remedial measures for the analysed noise problem; 4. Ensure remedial measures are properly implemented 	<ol style="list-style-type: none"> 1. Submit noise mitigation proposals to SOR with copy to ET and IEC; 2. Implement noise mitigation proposals.
Limit Level	<ol style="list-style-type: none"> 1. Inform IEC, SOR, EPD and Contracted Party; 2. Identify source; 3. Repeat measurements to confirm findings; 4. Increase monitoring frequency; 5. Carry out analysis of Contracted Party's working procedures to determine possible mitigation to be implemented; 6. Inform IEC, SOR and EPD the causes and actions taken for the exceedances; 7. Assess effectiveness of Contracted Party's remedial actions and keep IEC, EPD and SOR informed of the results; 8. If exceedance stops, cease additional monitoring. 	<ol style="list-style-type: none"> 1. Discuss amongst SOR, ET, and Contracted Party on the potential remedial actions; 2. Review Contracted Party's remedial actions whenever necessary to assure their effectiveness and advise the SOR accordingly; 3. Supervise the implementation of remedial measures. 	<ol style="list-style-type: none"> 1. Confirm receipt of notification of failure in writing; 2. Notify Contracted Party; 3. Require Contracted Party to propose remedial measures for the analysed noise problem; 4. Ensure remedial measures are properly implemented; 5. If exceedance continues, investigate what portion of the work is responsible and instruct the Contracted Party to terminate that portion of work until the exceedance ceases. 	<ol style="list-style-type: none"> 1. Take immediate action to avoid further exceedance; 2. Submit proposals for remedial actions to SOR with copy to ET and IEC within 3 working days of notification; 3. Implement the agreed proposals; 4. Resubmit proposals if problem still not under control; 5. Terminate the relevant portion of works as determined by the SOR until the exceedance ceases.

Appendix E. Monitoring Data and Graphical Plots (Air Quality and Noise)

Data for 1-hour TSP Monitoring at Station AMS1/AMS1-T

	Date	Start Time	Finish Time	Weather	Wind Speed (m/s)	Wind Direction (deg)	1-hour TSP ($\mu\text{g}/\text{m}^3$)
*	05-Oct-23	9:39	10:39	Sunny	2.8	320	75
*	05-Oct-23	10:39	11:39	Sunny	3.9	350	69
*	05-Oct-23	11:39	12:39	Sunny	5.8	312	72
*	11-Oct-23	9:31	10:31	Fine	3.3	91	51
*	11-Oct-23	10:31	11:31	Fine	3.9	124	39
*	11-Oct-23	11:31	12:31	Fine	2.8	17	45
*	17-Oct-23	9:39	10:39	Fine	4.7	114	55
*	17-Oct-23	10:39	11:39	Fine	4.4	115	45
*	17-Oct-23	11:39	12:39	Fine	6.4	115	48
*	21-Oct-23	8:49	9:49	Cloudy	2.2	45	55
*	21-Oct-23	9:49	10:49	Cloudy	2.2	60	49
*	21-Oct-23	10:49	11:49	Cloudy	2.2	53	59
*	27-Oct-23	9:50	10:50	Fine	3.6	126	44
*	27-Oct-23	10:50	11:50	Fine	1.7	139	50
*	27-Oct-23	11:50	12:50	Fine	2.8	159	56
*	02-Nov-23	9:34	10:34	Sunny	4.2	106	40
*	02-Nov-23	10:34	11:34	Sunny	5.0	120	39
*	02-Nov-23	11:34	12:34	Sunny	3.3	123	35
*	08-Nov-23	9:34	10:34	Cloudy	4.7	121	55
*	08-Nov-23	10:34	11:34	Cloudy	4.7	124	51
*	08-Nov-23	11:34	12:34	Cloudy	4.7	107	48
*	14-Nov-23	9:49	10:49	Cloudy	2.5	61	45
*	14-Nov-23	10:49	11:49	Cloudy	1.7	308	52
*	14-Nov-23	11:49	12:49	Cloudy	1.7	117	51
*	20-Nov-23	9:33	10:33	Sunny	1.9	33	31
*	20-Nov-23	10:33	11:33	Sunny	3.3	26	35
*	20-Nov-23	11:33	12:33	Sunny	3.1	94	39
*	24-Nov-23	9:00	10:00	Sunny	5.8	104	31
*	24-Nov-23	10:00	11:00	Sunny	5.0	102	27
*	24-Nov-23	11:00	12:00	Sunny	7.2	111	32
*	30-Nov-23	9:33	10:33	Fine	1.4	variable	34
*	30-Nov-23	10:33	11:33	Fine	2.2	58	40
*	30-Nov-23	11:33	12:33	Fine	2.5	131	41
*	06-Dec-23	9:33	10:33	Cloudy	1.1	320	60
*	06-Dec-23	10:33	11:33	Cloudy	1.7	315	49
*	06-Dec-23	11:33	12:33	Cloudy	2.5	338	55
*	12-Dec-23	9:34	10:34	Sunny	1.1	168	69
*	12-Dec-23	10:34	11:34	Sunny	2.5	122	74
*	12-Dec-23	11:34	12:34	Sunny	2.2	38	75
*	18-Dec-23	9:59	10:59	Cloudy	3.6	123	43
*	18-Dec-23	10:59	11:59	Cloudy	3.3	106	49
*	18-Dec-23	11:59	12:59	Cloudy	3.3	127	44
*	22-Dec-23	9:00	10:00	Cloudy	3.3	312	59
*	22-Dec-23	10:00	11:00	Cloudy	2.5	311	66
*	22-Dec-23	11:00	12:00	Cloudy	1.9	312	67
*	28-Dec-23	9:32	10:32	Cloudy	2.8	125	41
*	28-Dec-23	10:32	11:32	Cloudy	3.3	125	45
*	28-Dec-23	11:32	12:32	Cloudy	3.6	134	40

*Note: During the reporting period, monitoring station AMS1 was no longer open for monitoring from September 2022, due to relocation of the Hong Kong Society for the Blind Workshop. Temporary air quality monitoring station, AMS1-T was used to conduct dust monitoring in September 2022. Details of temporary alternative monitoring locations are presented in Temporary Alternative Proposal for Monitoring Station as proposed by ET and agreed by IEC dated 6 January 2021.

Data for 1-hour TSP Monitoring at Station AMS2

Date	Start Time	Finish Time	Weather	Wind Speed (m/s)	Wind Direction (deg)	1-hour TSP ($\mu\text{g}/\text{m}^3$)
05-Oct-23	8:55	9:55	Sunny	4.2	327	59
05-Oct-23	9:55	10:55	Sunny	3.9	327	64
05-Oct-23	10:55	11:55	Sunny	2.5	310	61
11-Oct-23	8:47	9:47	Fine	3.1	26	34
11-Oct-23	9:47	10:47	Fine	3.3	88	29
11-Oct-23	10:47	11:47	Fine	3.1	134	27
17-Oct-23	8:55	9:55	Fine	5.3	128	35
17-Oct-23	9:55	10:55	Fine	6.4	120	39
17-Oct-23	10:55	11:55	Fine	5.6	116	42
21-Oct-23	8:39	9:39	Cloudy	3.3	59	50
21-Oct-23	9:39	10:39	Cloudy	2.8	variable	51
21-Oct-23	10:39	11:39	Cloudy	2.2	variable	44
27-Oct-23	9:04	10:04	Fine	2.5	119	35
27-Oct-23	10:04	11:04	Fine	2.2	126	32
27-Oct-23	11:04	12:04	Fine	2.8	150	30
02-Nov-23	8:50	9:50	Sunny	2.5	108	29
02-Nov-23	9:50	10:50	Sunny	4.2	116	31
02-Nov-23	10:50	11:50	Sunny	3.3	129	27
08-Nov-23	8:50	9:50	Cloudy	5.0	120	34
08-Nov-23	9:50	10:50	Cloudy	3.9	122	29
08-Nov-23	10:50	11:50	Cloudy	5.3	117	35
14-Nov-23	9:05	10:05	Cloudy	2.2	44	42
14-Nov-23	10:05	11:05	Cloudy	2.2	66	40
14-Nov-23	11:05	12:05	Cloudy	1.7	98	37
20-Nov-23	8:50	9:50	Sunny	1.4	19	30
20-Nov-23	9:50	10:50	Sunny	1.7	56	24
20-Nov-23	10:50	11:50	Sunny	1.9	74	27
24-Nov-23	8:50	9:50	Sunny	6.4	113	34
24-Nov-23	9:50	10:50	Sunny	6.1	117	29
24-Nov-23	10:50	11:50	Sunny	7.8	102	36
30-Nov-23	8:49	9:49	Fine	0.8	253	25
30-Nov-23	9:49	10:49	Fine	1.9	13	30
30-Nov-23	10:49	11:49	Fine	1.9	44	24
06-Dec-23	8:50	9:50	Cloudy	1.7	325	54
06-Dec-23	9:50	10:50	Cloudy	1.7	321	56
06-Dec-23	10:50	11:50	Cloudy	2.2	282	60
12-Dec-23	8:50	9:50	Sunny	0.8	213	60
12-Dec-23	9:50	10:50	Sunny	0.8	variable	54
12-Dec-23	10:50	11:50	Sunny	3.3	52	59
18-Dec-23	9:10	10:10	Cloudy	3.6	128	46
18-Dec-23	10:10	11:10	Cloudy	2.5	129	50
18-Dec-23	11:10	12:10	Cloudy	3.9	118	49
22-Dec-23	8:50	9:50	Cloudy	3.9	317	51
22-Dec-23	9:50	10:50	Cloudy	2.2	311	49
22-Dec-23	10:50	11:50	Cloudy	2.2	87	47
28-Dec-23	8:48	9:48	Cloudy	3.1	145	34
28-Dec-23	9:48	10:48	Cloudy	3.3	135	31
28-Dec-23	10:48	11:48	Cloudy	3.9	129	29

Data for 1-hour TSP Monitoring at Station AMS4

Date	Start Time	Finish Time	Weather	Wind Speed (m/s)	Wind Direction (deg)	1-hour TSP ($\mu\text{g}/\text{m}^3$)
05-Oct-23	10:34	11:34	Sunny	3.3	329	66
05-Oct-23	11:34	12:34	Sunny	4.2	320	71
05-Oct-23	12:34	13:34	Sunny	4.2	320	69
11-Oct-23	10:25	11:25	Fine	2.8	67	40
11-Oct-23	11:25	12:25	Fine	2.5	44	35
11-Oct-23	12:25	13:25	Fine	3.3	135	39
17-Oct-23	10:34	11:34	Fine	5.3	118	48
17-Oct-23	11:34	12:34	Fine	6.4	121	44
17-Oct-23	12:34	13:34	Fine	4.7	112	38
21-Oct-23	9:10	10:10	Cloudy	3.1	27	35
21-Oct-23	10:10	11:10	Cloudy	2.5	variable	50
21-Oct-23	11:10	12:10	Cloudy	1.7	125	44
27-Oct-23	10:43	11:43	Fine	2.2	136	42
27-Oct-23	11:43	12:43	Fine	3.3	156	31
27-Oct-23	12:43	13:43	Fine	3.3	155	35
02-Nov-23	10:27	11:27	Sunny	4.2	113	26
02-Nov-23	11:27	12:27	Sunny	3.3	118	30
02-Nov-23	12:27	13:27	Sunny	3.1	135	24
08-Nov-23	10:28	11:28	Cloudy	4.7	116	45
08-Nov-23	11:28	12:28	Cloudy	4.7	94	41
08-Nov-23	12:28	13:28	Cloudy	3.9	117	38
14-Nov-23	10:40	11:40	Cloudy	1.4	331	34
14-Nov-23	11:40	12:40	Cloudy	1.7	93	29
14-Nov-23	12:40	13:40	Cloudy	1.4	65	31
20-Nov-23	10:25	11:25	Sunny	3.3	121	24
20-Nov-23	11:25	12:25	Sunny	4.2	120	22
20-Nov-23	12:25	13:25	Sunny	3.3	119	25
24-Nov-23	9:20	10:20	Sunny	6.4	115	24
24-Nov-23	10:20	11:20	Sunny	5.6	109	27
24-Nov-23	11:20	12:20	Sunny	7.2	98	23
30-Nov-23	10:27	11:27	Fine	1.4	45	21
30-Nov-23	11:27	12:27	Fine	1.7	134	25
30-Nov-23	12:27	13:27	Fine	4.7	106	27
06-Dec-23	10:26	11:26	Cloudy	1.7	301	54
06-Dec-23	11:26	12:26	Cloudy	2.5	349	61
06-Dec-23	12:26	13:26	Cloudy	2.5	306	65
12-Dec-23	10:26	11:26	Sunny	3.3	100	65
12-Dec-23	11:26	12:26	Sunny	2.2	52	60
12-Dec-23	12:26	13:26	Sunny	3.3	136	58
18-Dec-23	10:55	11:55	Cloudy	2.8	115	44
18-Dec-23	11:55	12:55	Cloudy	3.9	123	40
18-Dec-23	12:55	13:55	Cloudy	3.1	116	36
22-Dec-23	9:22	10:22	Cloudy	4.2	319	55
22-Dec-23	10:22	11:22	Cloudy	3.3	347	60
22-Dec-23	11:22	12:22	Cloudy	3.3	319	54
28-Dec-23	10:26	11:26	Cloudy	3.3	126	27
28-Dec-23	11:26	12:26	Cloudy	3.9	134	31
28-Dec-23	12:26	13:26	Cloudy	2.8	130	25

Data for Noise Monitoring at Station NMS1/NMS1-T

	Date	Time	Weather	L _{eq} (5min)	L ₁₀	L ₉₀	Measured L _{eq} (30min)
*	05-Oct-23	09:42	Sunny	71.6	74.7	62.8	
*	05-Oct-23	09:47	Sunny	72.5	75.4	63.7	
*	05-Oct-23	09:52	Sunny	70.3	74.9	62.6	71.5
*	05-Oct-23	09:57	Sunny	72.2	75.6	63.5	
*	05-Oct-23	10:02	Sunny	71.1	74.0	63.4	
*	05-Oct-23	10:07	Sunny	70.9	73.2	62.1	
<hr/>							
*	11-Oct-23	09:34	Fine	72.9	75.6	64.5	
*	11-Oct-23	09:39	Fine	71.7	74.4	63.8	
*	11-Oct-23	09:44	Fine	71.3	74.2	63.7	72.0
*	11-Oct-23	09:49	Fine	70.1	73.0	62.1	
*	11-Oct-23	09:54	Fine	73.6	76.9	65.4	
*	11-Oct-23	09:59	Fine	71.4	74.0	63.5	
<hr/>							
*	17-Oct-23	09:42	Fine	72.0	75.1	63.2	
*	17-Oct-23	09:47	Fine	71.4	74.3	62.4	
*	17-Oct-23	09:52	Fine	71.9	74.5	62.8	72.1
*	17-Oct-23	09:57	Fine	72.6	75.7	63.7	
*	17-Oct-23	10:02	Fine	71.5	74.8	62.4	
*	17-Oct-23	10:07	Fine	72.8	76.0	63.6	
<hr/>							
*	27-Oct-23	09:53	Fine	71.1	74.2	65.0	
*	27-Oct-23	09:58	Fine	71.7	74.9	65.7	
*	27-Oct-23	10:03	Fine	71.9	75.1	65.9	71.6
*	27-Oct-23	10:08	Fine	72.4	74.4	66.1	
*	27-Oct-23	10:13	Fine	71.9	75.1	66.5	
*	27-Oct-23	10:18	Fine	70.4	73.3	64.4	
<hr/>							
*	02-Nov-23	09:37	Sunny	71.9	75.6	62.5	
*	02-Nov-23	09:42	Sunny	72.7	76.4	63.8	
*	02-Nov-23	09:47	Sunny	73.3	76.2	64.7	72.2
*	02-Nov-23	09:52	Sunny	72.1	76.0	63.6	
*	02-Nov-23	09:57	Sunny	71.6	75.8	62.5	
*	02-Nov-23	10:02	Sunny	71.6	75.4	62.0	
<hr/>							
*	08-Nov-23	09:37	Cloudy	71.6	74.4	62.5	
*	08-Nov-23	09:42	Cloudy	72.3	75.2	63.6	
*	08-Nov-23	09:47	Cloudy	71.7	74.8	62.9	72.4
*	08-Nov-23	09:52	Cloudy	73.1	76.0	63.7	
*	08-Nov-23	09:57	Cloudy	73.9	76.5	63.2	
*	08-Nov-23	10:02	Cloudy	71.0	75.4	62.0	
<hr/>							
*	14-Nov-23	09:52	Cloudy	69.0	72.5	60.8	
*	14-Nov-23	09:57	Cloudy	69.9	73.3	60.1	
*	14-Nov-23	10:02	Cloudy	72.2	75.1	63.0	70.9
*	14-Nov-23	10:07	Cloudy	70.8	74.0	61.1	
*	14-Nov-23	10:12	Cloudy	71.4	75.2	62.4	
*	14-Nov-23	10:17	Cloudy	71.3	74.8	61.7	
<hr/>							
*	20-Nov-23	09:36	Sunny	73.9	76.9	63.4	
*	20-Nov-23	09:41	Sunny	72.6	75.3	62.5	
*	20-Nov-23	09:46	Sunny	71.2	74.6	62.8	72.4
*	20-Nov-23	09:51	Sunny	72.7	76.1	63.9	
*	20-Nov-23	09:56	Sunny	71.0	74.7	62.4	
*	20-Nov-23	10:01	Sunny	72.5	76.2	62.1	
<hr/>							
*	30-Nov-23	09:36	Fine	71.4	74.0	62.3	
*	30-Nov-23	09:41	Fine	72.1	75.2	63.4	
*	30-Nov-23	09:46	Fine	73.6	76.4	64.5	72.5
*	30-Nov-23	09:51	Fine	71.7	74.6	62.8	
*	30-Nov-23	09:56	Fine	72.9	75.9	63.5	
*	30-Nov-23	10:01	Fine	73.0	76.5	64.7	

	Date	Time	Weather	L _{eq} (5min)	L ₁₀	L ₉₀	Measured L _{eq} (30min)
*	06-Dec-23	09:36	Cloudy	71.9	74.4	62.5	
*	06-Dec-23	09:41	Cloudy	72.3	75.6	63.8	
*	06-Dec-23	09:46	Cloudy	71.7	74.2	62.7	
*	06-Dec-23	09:51	Cloudy	73.1	76.9	64.6	72.1
*	06-Dec-23	09:56	Cloudy	71.6	74.0	63.2	
*	06-Dec-23	10:01	Cloudy	71.5	74.4	62.0	
*	12-Dec-23	09:37	Sunny	71.5	74.7	62.6	
*	12-Dec-23	09:42	Sunny	73.8	76.9	63.5	
*	12-Dec-23	09:47	Sunny	72.3	75.4	62.9	
*	12-Dec-23	09:52	Sunny	73.4	76.2	63.7	72.5
*	12-Dec-23	09:57	Sunny	71.1	74.0	62.1	
*	12-Dec-23	10:02	Sunny	72.0	75.3	63.0	
*	18-Dec-23	10:02	Cloudy	71.0	74.1	63.3	
*	18-Dec-23	10:07	Cloudy	71.9	74.9	65.4	
*	18-Dec-23	10:12	Cloudy	72.0	74.6	64.1	
*	18-Dec-23	10:17	Cloudy	70.7	73.7	65.0	71.1
*	18-Dec-23	10:22	Cloudy	70.5	74.3	63.9	
*	18-Dec-23	10:27	Cloudy	69.9	73.2	63.8	
*	28-Dec-23	09:35	Cloudy	70.8	73.4	65.7	
*	28-Dec-23	09:40	Cloudy	69.6	72.5	64.4	
*	28-Dec-23	09:45	Cloudy	71.3	74.2	65.3	
*	28-Dec-23	09:50	Cloudy	70.5	73.9	65.2	70.5
*	28-Dec-23	09:55	Cloudy	69.1	72.0	63.9	
*	28-Dec-23	10:00	Cloudy	71.0	74.8	64.0	

* Note:

During the reporting period, monitoring station NMS1 was no longer open for impact monitoring from September 2022, due to relocation of the Hong Kong Society for the Blind Workshop. Temporary noise monitoring station, NMS1-T was used to conduct noise monitoring in September 2022. Details of temporary alternative monitoring locations are presented in Temporary Alternative Proposal for Monitoring Station as proposed by ET and agreed by IEC dated 6 January 2021.

Data for Noise Monitoring at Station NMS2

Date	Time	Weather	L _{eq} (5min)	L ₁₀	L ₉₀	Measured L _{eq} (30min)
05-Oct-23	08:58	Sunny	68.7	71.6	64.8	
05-Oct-23	09:03	Sunny	69.5	72.9	64.7	
05-Oct-23	09:08	Sunny	70.4	73.3	65.9	69.8
05-Oct-23	09:13	Sunny	70.2	73.8	65.1	
05-Oct-23	09:18	Sunny	69.1	72.0	64.2	
05-Oct-23	09:23	Sunny	70.7	73.4	65.6	
11-Oct-23	08:50	Fine	68.1	71.5	65.4	
11-Oct-23	08:55	Fine	69.9	72.0	66.3	
11-Oct-23	09:00	Fine	70.1	73.2	66.8	70.2
11-Oct-23	09:05	Fine	71.6	74.7	67.5	
11-Oct-23	09:10	Fine	69.6	72.9	65.1	
11-Oct-23	09:15	Fine	71.0	74.4	66.0	
17-Oct-23	08:58	Fine	68.5	71.7	64.8	
17-Oct-23	09:03	Fine	69.6	72.5	65.4	
17-Oct-23	09:08	Fine	70.9	73.3	65.7	70.1
17-Oct-23	09:13	Fine	71.2	73.9	66.5	
17-Oct-23	09:18	Fine	69.1	72.0	65.4	
17-Oct-23	09:23	Fine	70.4	73.6	65.0	
27-Oct-23	09:07	Fine	72.7	75.4	68.8	
27-Oct-23	09:12	Fine	71.6	74.1	68.0	
27-Oct-23	09:17	Fine	72.7	75.9	68.9	72.7
27-Oct-23	09:22	Fine	73.0	76.4	69.1	
27-Oct-23	09:27	Fine	72.1	75.4	68.4	
27-Oct-23	09:32	Fine	73.9	76.0	69.2	
02-Nov-23	08:53	Sunny	68.7	71.0	63.4	
02-Nov-23	08:58	Sunny	69.1	72.2	64.4	
02-Nov-23	09:03	Sunny	69.3	72.5	64.8	70.3
02-Nov-23	09:08	Sunny	70.6	73.7	65.7	
02-Nov-23	09:13	Sunny	71.9	74.9	65.0	
02-Nov-23	09:18	Sunny	71.0	74.6	65.2	
08-Nov-23	08:53	Cloudy	68.9	71.9	64.5	
08-Nov-23	08:58	Cloudy	69.6	72.4	64.8	
08-Nov-23	09:03	Cloudy	69.3	72.6	64.7	69.7
08-Nov-23	09:08	Cloudy	70.7	73.2	65.1	
08-Nov-23	09:13	Cloudy	70.1	73.0	65.2	
08-Nov-23	09:18	Cloudy	69.5	72.4	64.6	
14-Nov-23	09:08	Cloudy	70.9	72.5	69.1	
14-Nov-23	09:13	Cloudy	70.7	72.4	68.4	
14-Nov-23	09:18	Cloudy	71.6	73.6	68.0	71.1
14-Nov-23	09:23	Cloudy	71.0	73.2	68.5	
14-Nov-23	09:28	Cloudy	71.9	74.3	68.7	
14-Nov-23	09:33	Cloudy	70.1	72.0	68.2	
20-Nov-23	08:53	Sunny	69.9	72.1	64.8	
20-Nov-23	08:58	Sunny	70.2	73.9	65.4	
20-Nov-23	09:03	Sunny	70.6	73.3	65.5	70.4
20-Nov-23	09:08	Sunny	69.7	72.6	64.1	
20-Nov-23	09:13	Sunny	71.2	74.8	66.0	
20-Nov-23	09:18	Sunny	70.4	73.6	65.2	
30-Nov-23	08:52	Fine	68.9	71.2	64.3	
30-Nov-23	08:57	Fine	69.1	72.0	65.4	
30-Nov-23	09:02	Fine	69.5	72.7	65.8	69.9
30-Nov-23	09:07	Fine	70.6	73.9	66.7	
30-Nov-23	09:12	Fine	71.5	74.6	66.4	
30-Nov-23	09:17	Fine	69.0	72.4	65.2	

Date	Time	Weather	L _{eq} (5min)	L ₁₀	L ₉₀	Measured L _{eq} (30min)
06-Dec-23	08:53	Cloudy	69.6	71.0	64.6	71.1
06-Dec-23	08:58	Cloudy	70.1	72.2	65.2	
06-Dec-23	09:03	Cloudy	71.8	73.3	66.7	
06-Dec-23	09:08	Cloudy	71.4	73.5	66.6	
06-Dec-23	09:13	Cloudy	72.7	74.9	66.9	
06-Dec-23	09:18	Cloudy	70.0	73.4	65.6	
12-Dec-23	08:53	Sunny	69.5	72.4	67.6	70.0
12-Dec-23	08:58	Sunny	68.9	71.4	66.7	
12-Dec-23	09:03	Sunny	69.3	72.8	67.9	
12-Dec-23	09:08	Sunny	70.4	73.2	68.4	
12-Dec-23	09:13	Sunny	71.1	74.0	69.2	
12-Dec-23	09:18	Sunny	70.6	73.6	68.7	
18-Dec-23	09:53	Cloudy	68.0	70.5	64.1	68.6
18-Dec-23	09:58	Cloudy	68.6	71.2	65.2	
18-Dec-23	10:03	Cloudy	68.8	71.4	64.9	
18-Dec-23	10:08	Cloudy	68.5	70.9	65.0	
18-Dec-23	10:13	Cloudy	69.1	71.5	65.0	
18-Dec-23	10:18	Cloudy	68.4	70.7	65.3	
28-Dec-23	08:51	Cloudy	67.8	70.7	65.6	68.8
28-Dec-23	08:56	Cloudy	68.5	71.4	66.9	
28-Dec-23	09:01	Cloudy	69.3	72.2	67.8	
28-Dec-23	09:06	Cloudy	68.1	70.0	65.4	
28-Dec-23	09:11	Cloudy	69.7	71.9	66.2	
28-Dec-23	09:16	Cloudy	69.0	71.4	67.0	

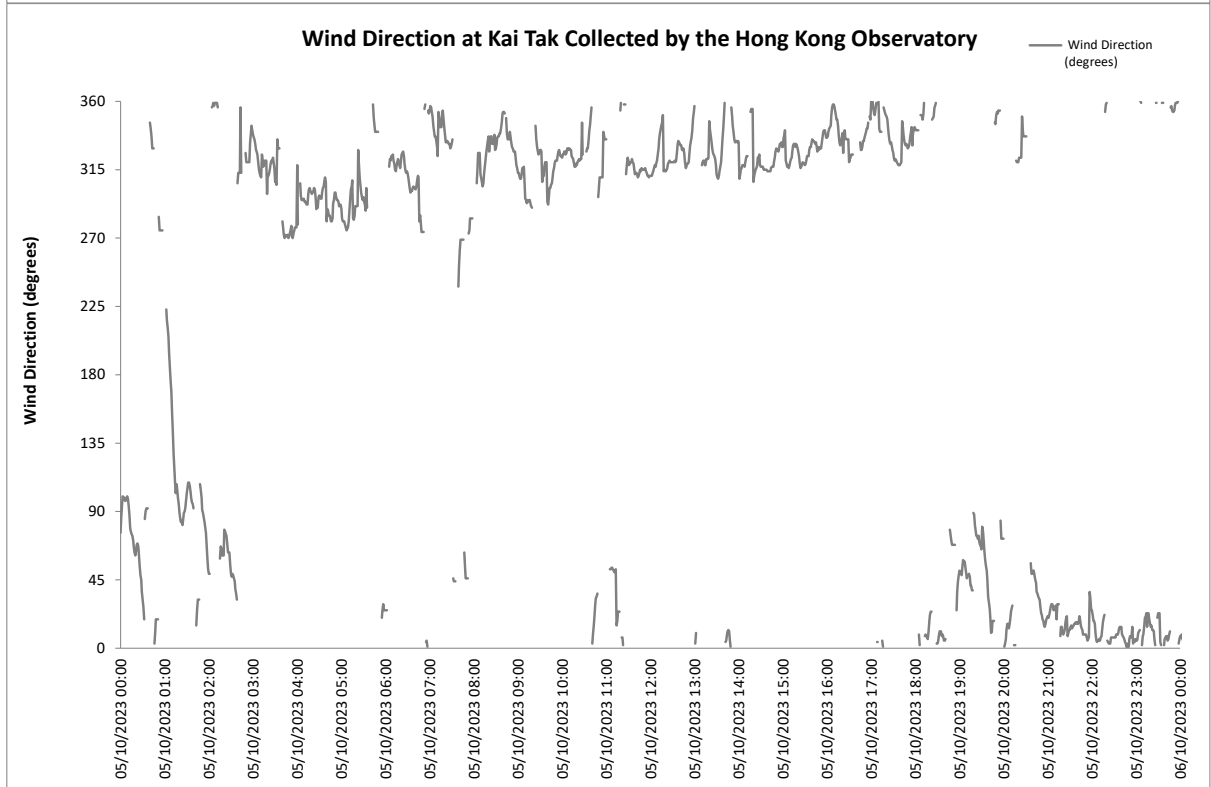
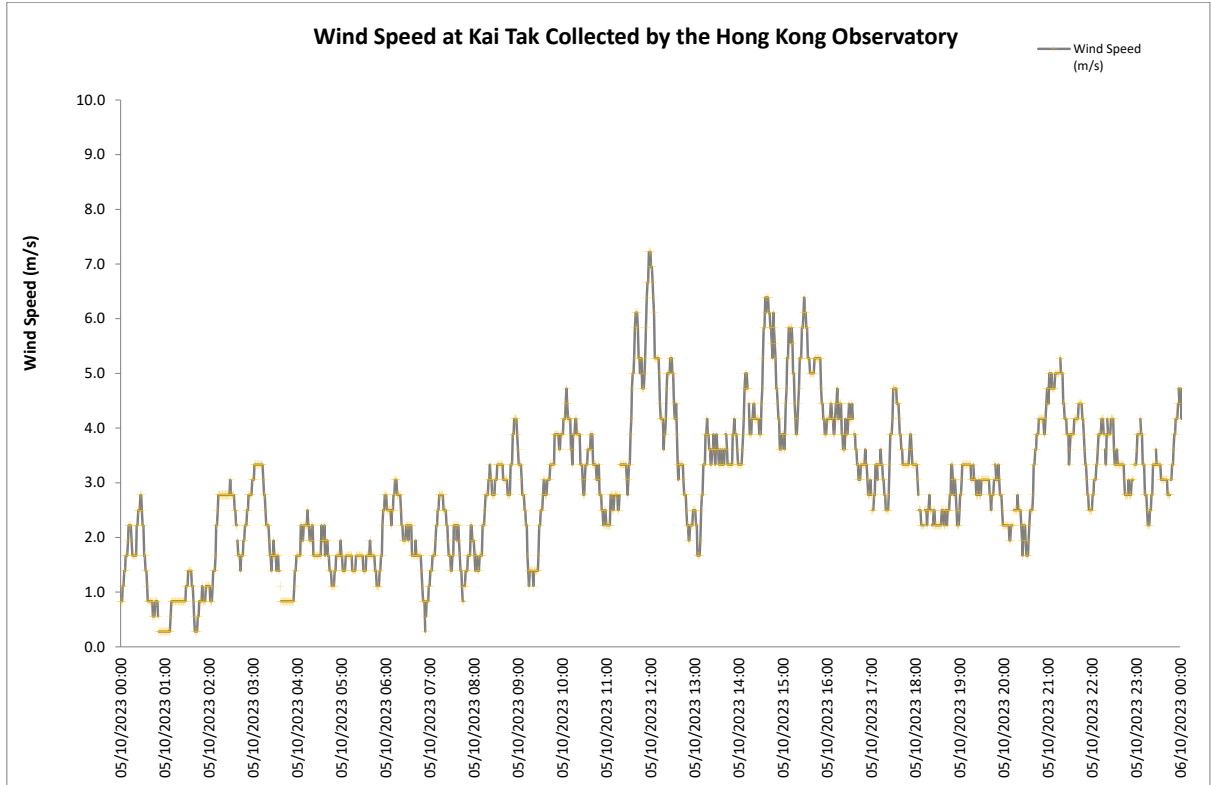
Data for Noise Monitoring at Station NMS4

Date	Time	Weather	Leq(5min)	L10	L90	Measured Leq(30min)
05-Oct-23	08:58	Sunny	64.9	66.9	62.2	
05-Oct-23	09:03	Sunny	65.1	67.5	63.4	
05-Oct-23	09:08	Sunny	65.6	67.3	63.8	64.7
05-Oct-23	09:13	Sunny	63.2	65.7	61.7	
05-Oct-23	09:18	Sunny	64.1	66.0	62.1	
05-Oct-23	09:23	Sunny	65.0	67.4	63.6	
11-Oct-23	08:50	Fine	64.9	66.7	62.9	
11-Oct-23	08:55	Fine	65.5	67.8	63.4	
11-Oct-23	09:00	Fine	66.7	68.3	64.5	65.4
11-Oct-23	09:05	Fine	64.2	66.6	62.7	
11-Oct-23	09:10	Fine	65.1	67.0	63.2	
11-Oct-23	09:15	Fine	65.6	67.7	63.4	
17-Oct-23	08:58	Fine	64.8	66.6	62.7	
17-Oct-23	09:03	Fine	63.5	65.4	61.9	
17-Oct-23	09:08	Fine	63.3	65.2	61.6	64.5
17-Oct-23	09:13	Fine	64.7	66.9	62.4	
17-Oct-23	09:18	Fine	65.1	67.0	63.1	
17-Oct-23	09:23	Fine	65.0	67.5	63.0	
27-Oct-23	09:07	Fine	70.8	71.3	66.4	
27-Oct-23	09:12	Fine	66.9	67.7	64.5	
27-Oct-23	09:17	Fine	67.6	69.5	65.1	68.3
27-Oct-23	09:22	Fine	67.6	69.2	65.2	
27-Oct-23	09:27	Fine	68.4	71.3	65.0	
27-Oct-23	09:32	Fine	67.3	69.9	64.0	
02-Nov-23	08:53	Sunny	64.6	66.4	62.5	
02-Nov-23	08:58	Sunny	65.3	67.6	63.7	
02-Nov-23	09:03	Sunny	65.8	67.2	63.9	64.5
02-Nov-23	09:08	Sunny	63.1	65.0	61.8	
02-Nov-23	09:13	Sunny	64.0	66.9	62.6	
02-Nov-23	09:18	Sunny	63.7	65.5	61.2	
08-Nov-23	08:53	Cloudy	65.5	67.7	63.8	
08-Nov-23	08:58	Cloudy	66.9	68.5	64.4	
08-Nov-23	09:03	Cloudy	64.6	66.3	62.7	65.6
08-Nov-23	09:08	Cloudy	66.7	68.2	64.1	
08-Nov-23	09:13	Cloudy	65.1	67.0	63.2	
08-Nov-23	09:18	Cloudy	64.0	66.4	62.9	
14-Nov-23	09:08	Cloudy	72.7	76.6	65.1	
14-Nov-23	09:13	Cloudy	66.9	68.6	63.9	
14-Nov-23	09:18	Cloudy	65.7	67.1	62.9	68.6
14-Nov-23	09:23	Cloudy	65.9	68.2	62.9	
14-Nov-23	09:28	Cloudy	67.7	69.6	64.1	
14-Nov-23	09:33	Cloudy	68.4	70.0	64.9	
20-Nov-23	08:53	Sunny	64.9	66.9	62.8	
20-Nov-23	08:58	Sunny	66.4	68.5	64.4	
20-Nov-23	09:03	Sunny	65.6	67.7	63.3	65.0
20-Nov-23	09:08	Sunny	65.1	67.2	63.9	
20-Nov-23	09:13	Sunny	64.1	66.0	62.4	
20-Nov-23	09:18	Sunny	63.2	65.6	61.0	
30-Nov-23	08:52	Fine	64.0	66.9	62.5	
30-Nov-23	08:57	Fine	66.6	68.1	64.1	
30-Nov-23	09:02	Fine	65.2	67.4	63.4	64.8
30-Nov-23	09:07	Fine	63.6	65.3	61.8	
30-Nov-23	09:12	Fine	64.9	66.7	62.7	
30-Nov-23	09:17	Fine	64.0	66.5	62.0	

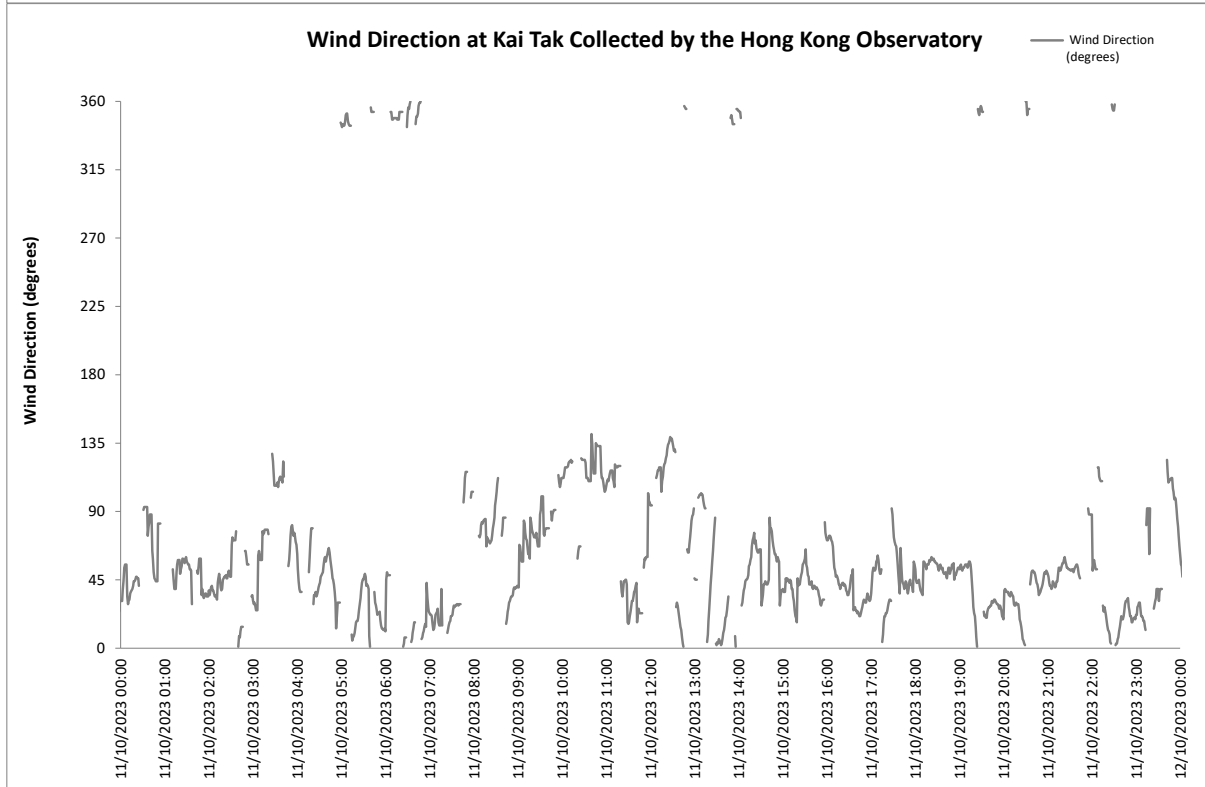
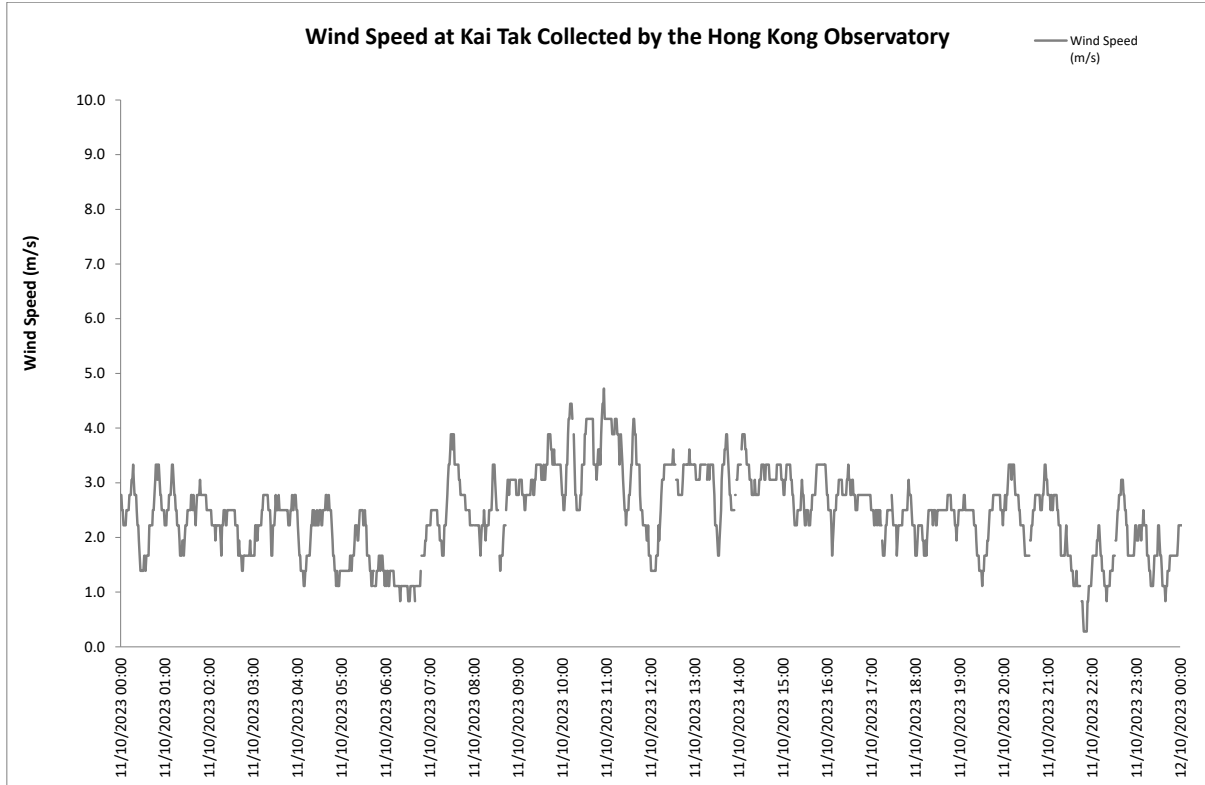
Date	Time	Weather	L _{eq} (5min)	L ₁₀	L ₉₀	Measured L _{eq} (30min)
06-Dec-23	08:53	Cloudy	64.5	66.8	62.9	63.9
06-Dec-23	08:58	Cloudy	63.9	65.5	61.4	
06-Dec-23	09:03	Cloudy	63.6	65.3	61.7	
06-Dec-23	09:08	Cloudy	64.3	66.2	62.5	
06-Dec-23	09:13	Cloudy	64.1	66.0	62.1	
06-Dec-23	09:18	Cloudy	63.0	65.7	61.0	
12-Dec-23	08:53	Sunny	64.9	66.5	66.5	64.6
12-Dec-23	08:58	Sunny	65.6	67.6	67.6	
12-Dec-23	09:03	Sunny	65.7	67.8	67.8	
12-Dec-23	09:08	Sunny	64.4	66.2	66.2	
12-Dec-23	09:13	Sunny	63.1	65.0	65.0	
12-Dec-23	09:18	Sunny	63.0	65.4	65.4	
18-Dec-23	09:53	Cloudy	70.7	72.9	67.2	68.5
18-Dec-23	09:58	Cloudy	68.8	70.3	65.9	
18-Dec-23	10:03	Cloudy	68.8	70.3	66.1	
18-Dec-23	10:08	Cloudy	68.1	70.5	65.4	
18-Dec-23	10:13	Cloudy	67.6	69.5	64.0	
18-Dec-23	10:18	Cloudy	64.6	66.6	62.2	
28-Dec-23	08:51	Cloudy	63.9	65.8	61.9	64.2
28-Dec-23	08:56	Cloudy	64.7	66.6	62.5	
28-Dec-23	09:01	Cloudy	65.6	67.4	63.8	
28-Dec-23	09:06	Cloudy	64.3	66.2	62.1	
28-Dec-23	09:11	Cloudy	63.1	65.0	61.2	
28-Dec-23	09:16	Cloudy	63.0	65.2	61.0	

Appendix F. Wind Data

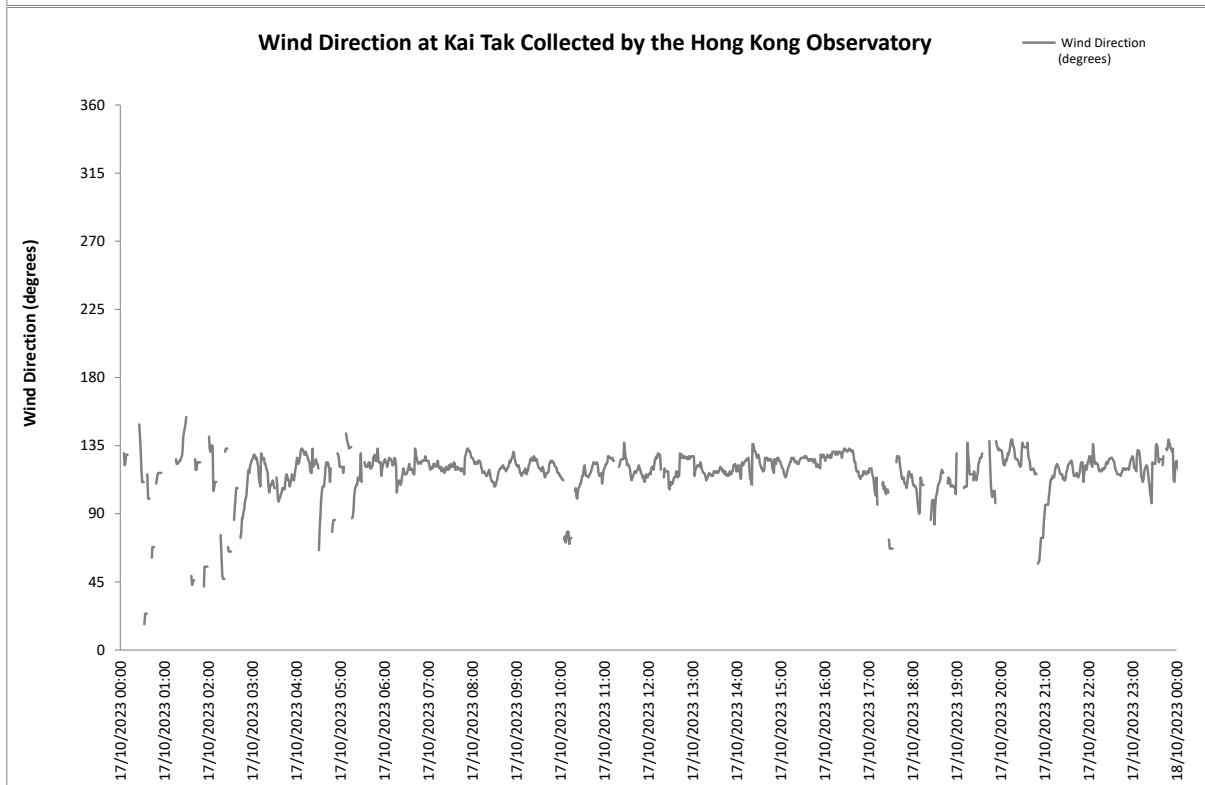
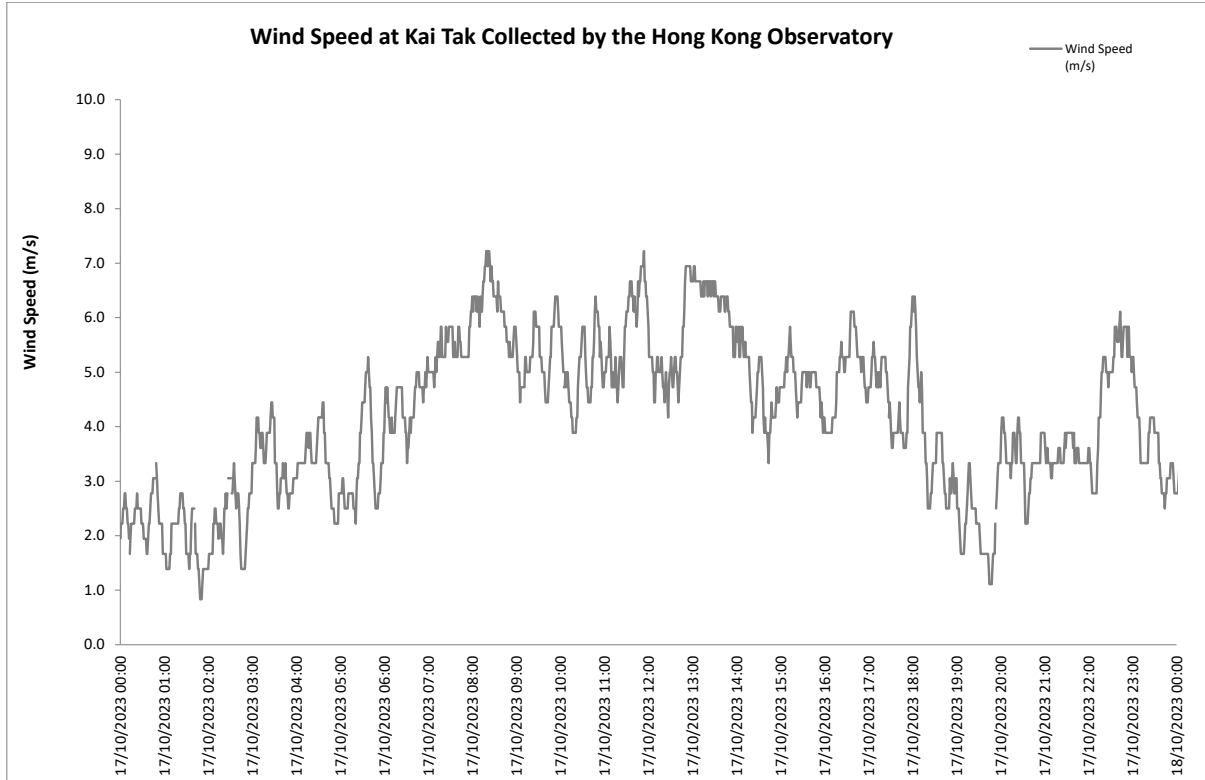
5 October 2023



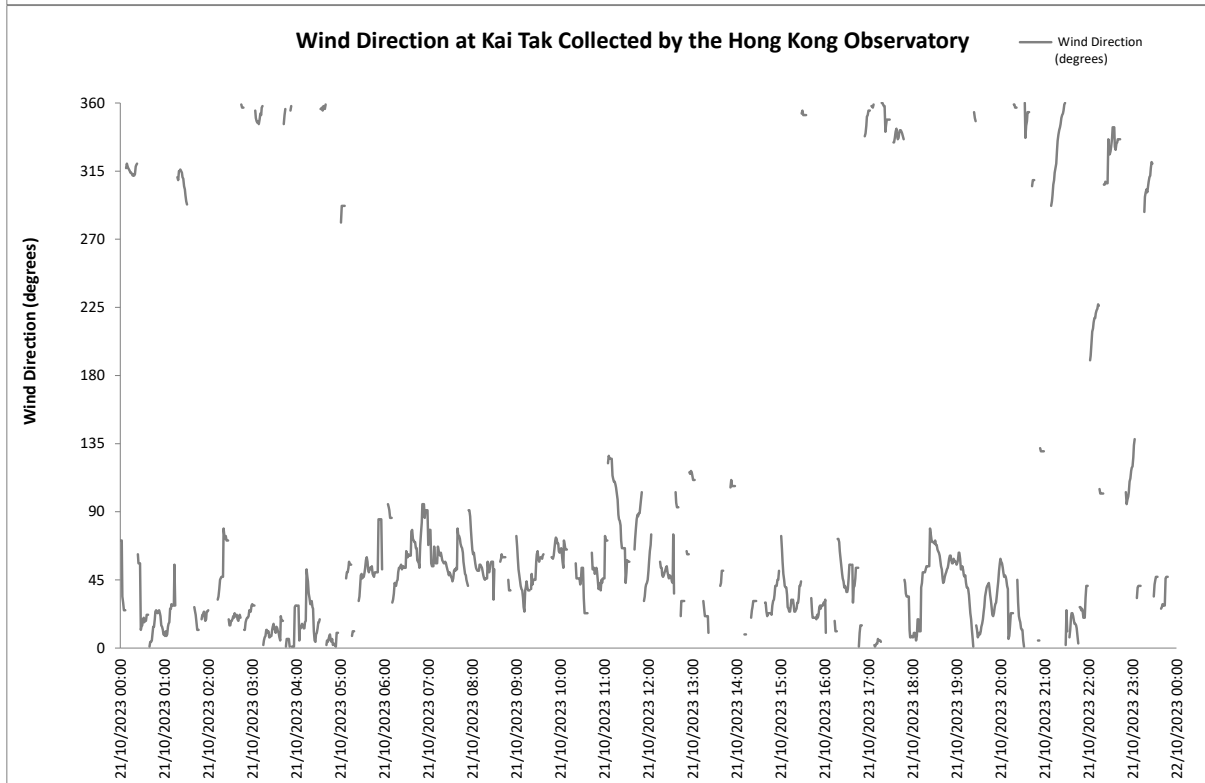
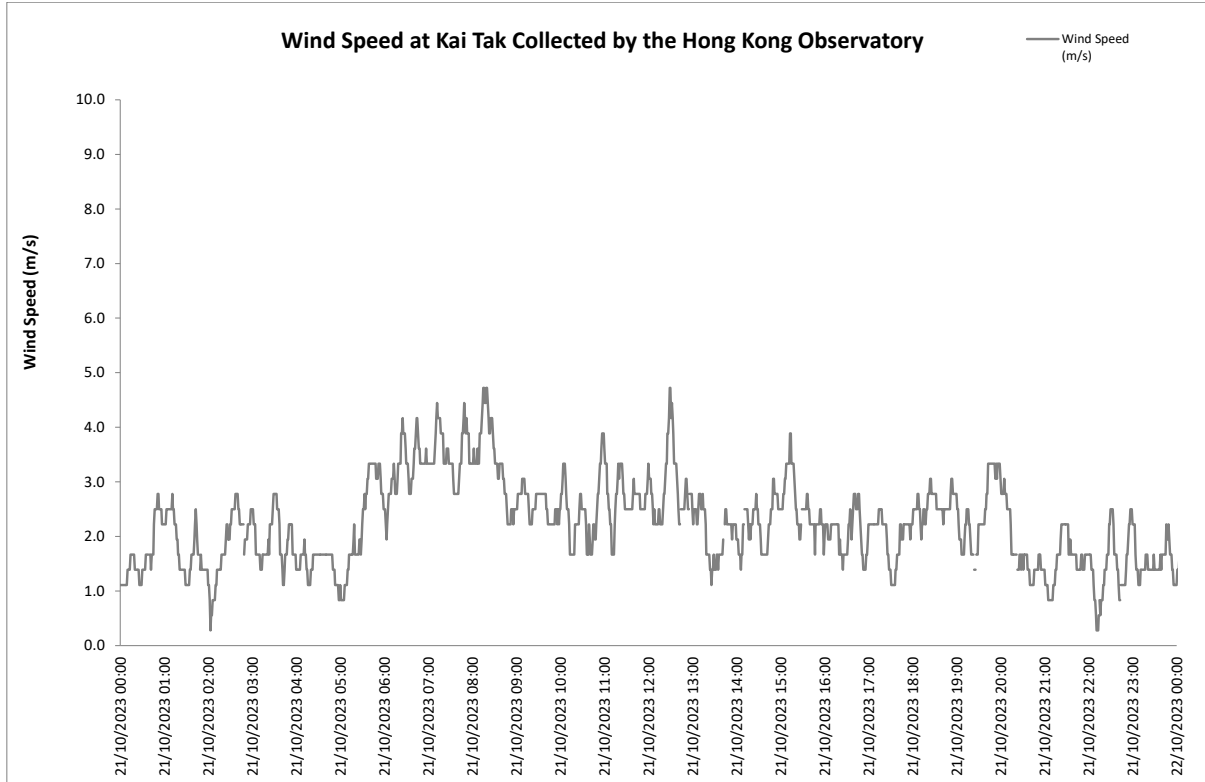
11 October 2023



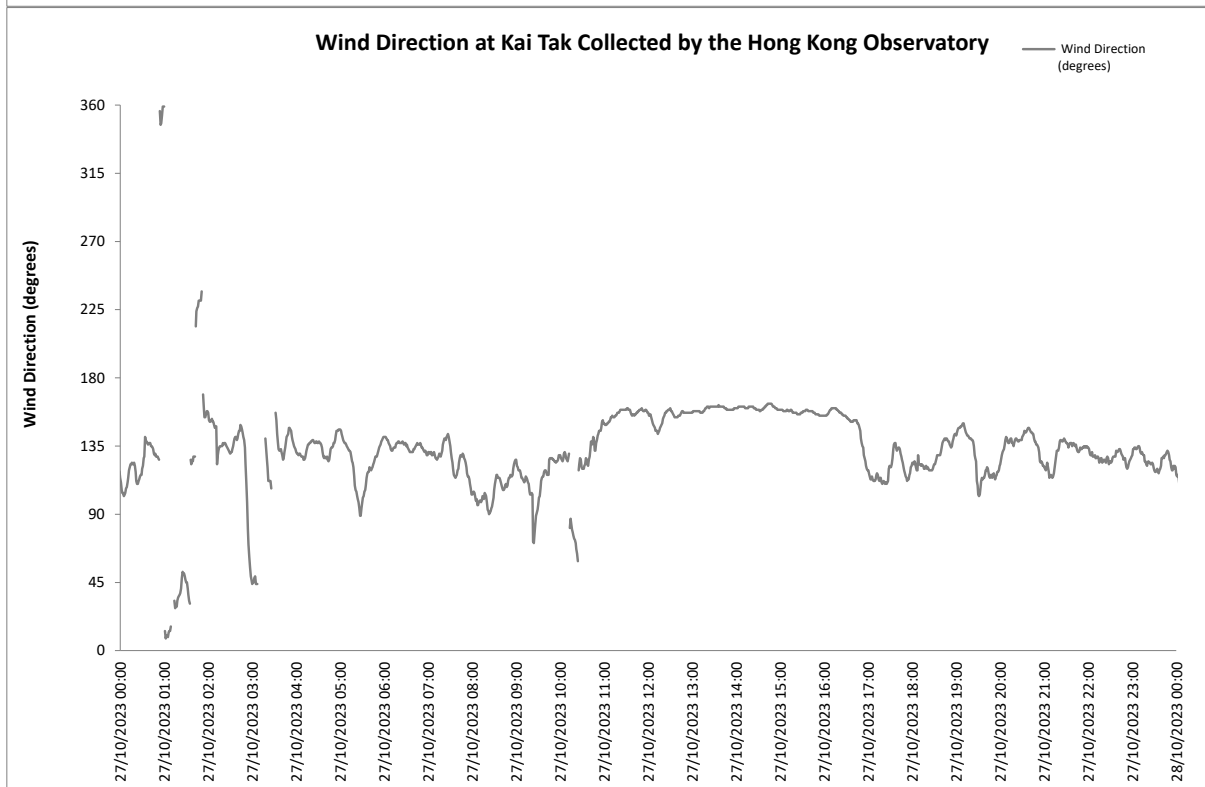
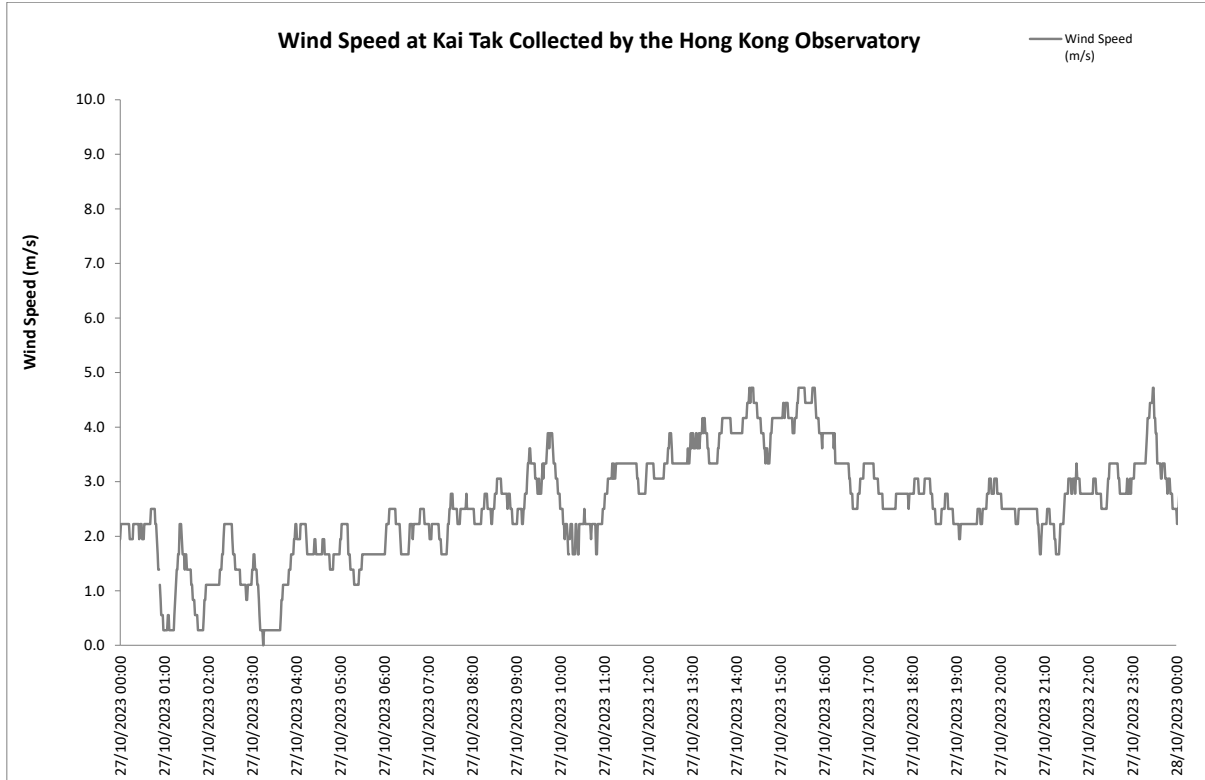
17 October 2023



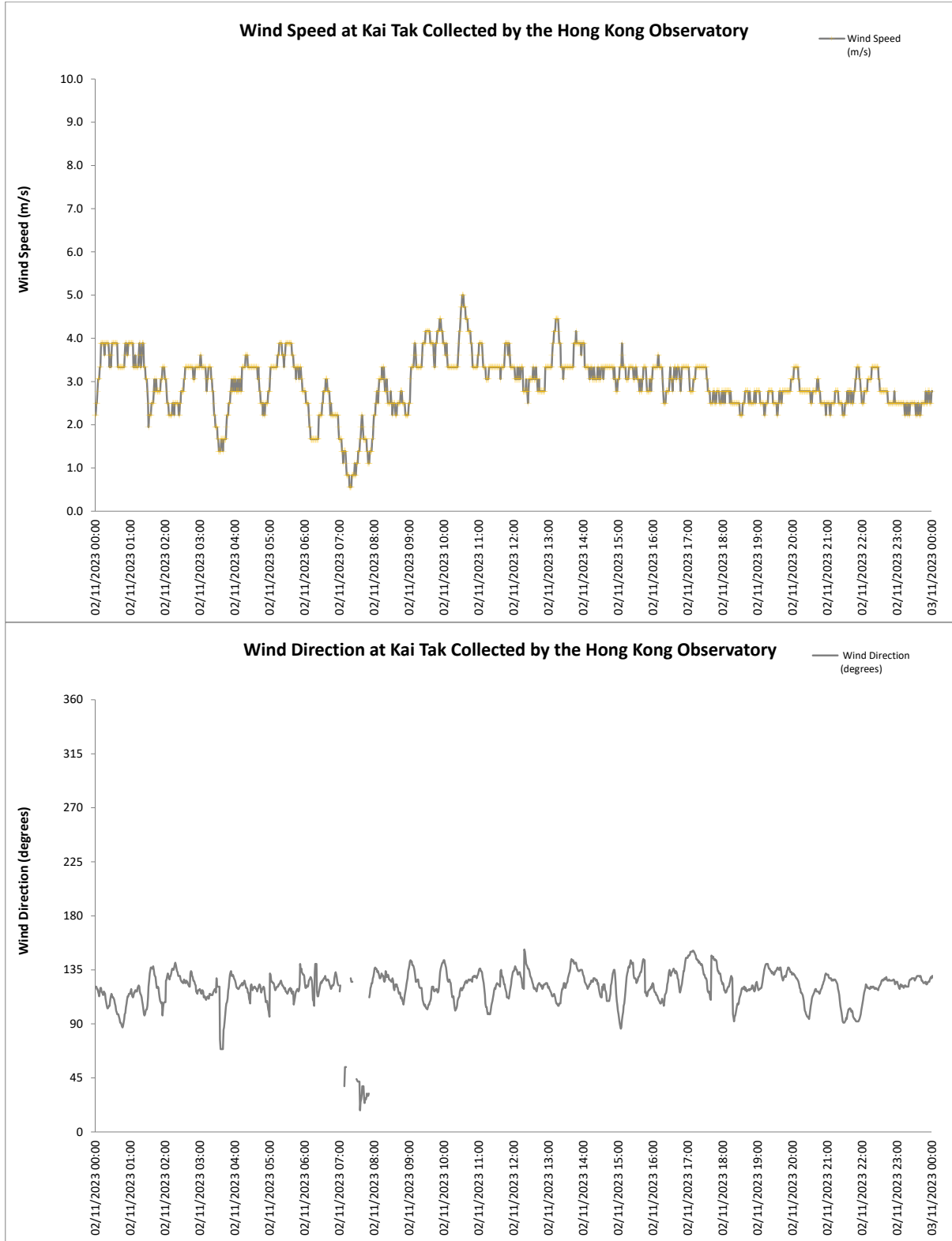
21 October 2023



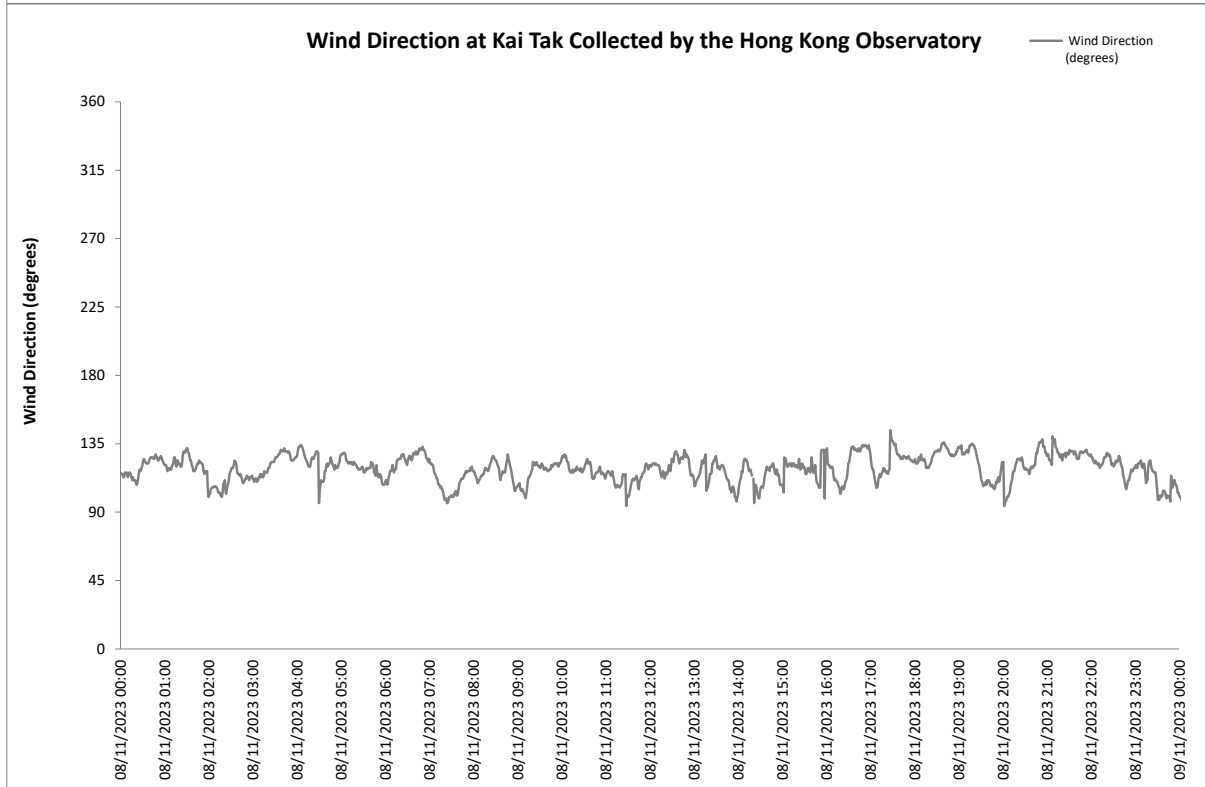
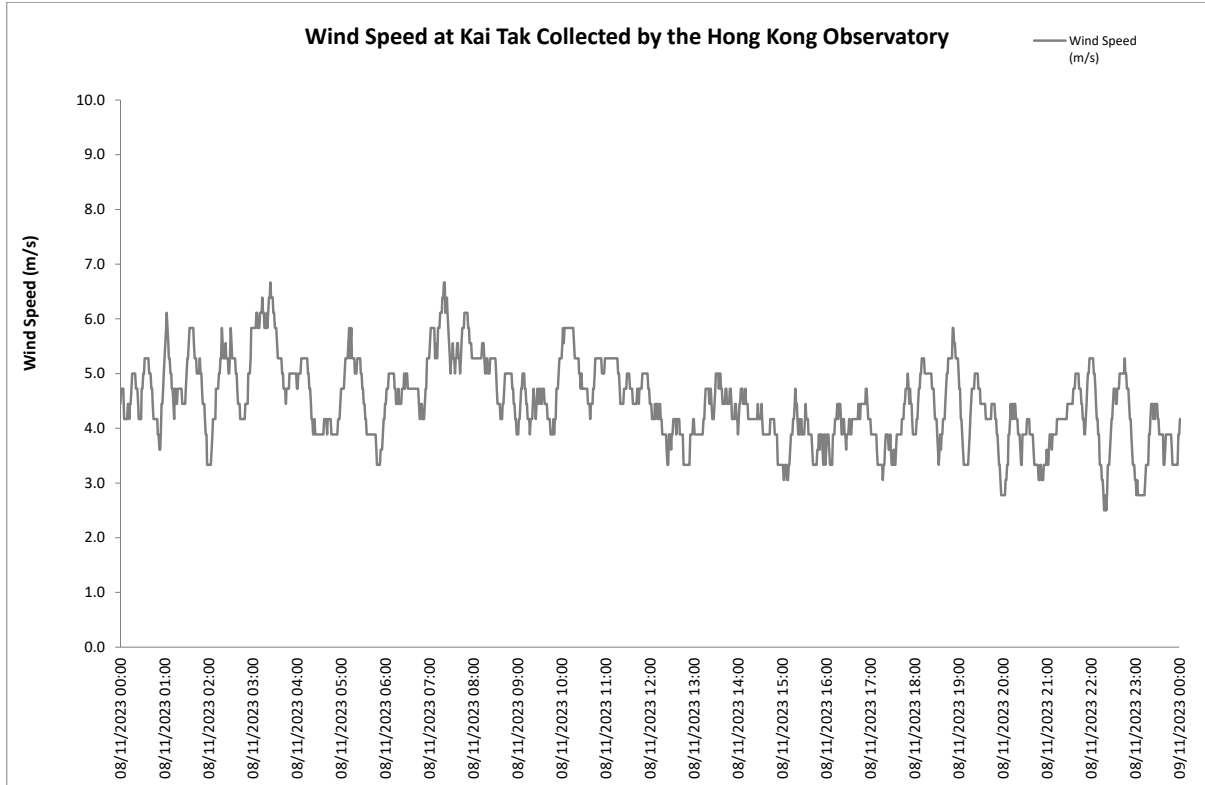
27 October 2023



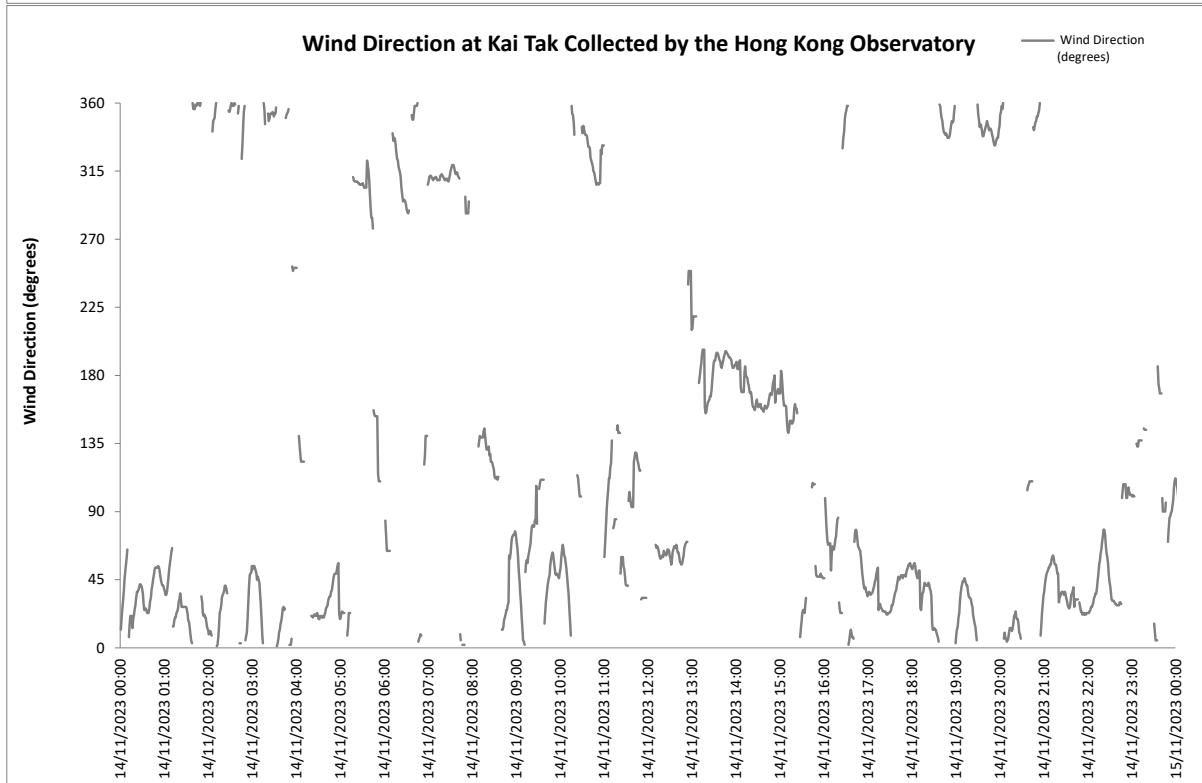
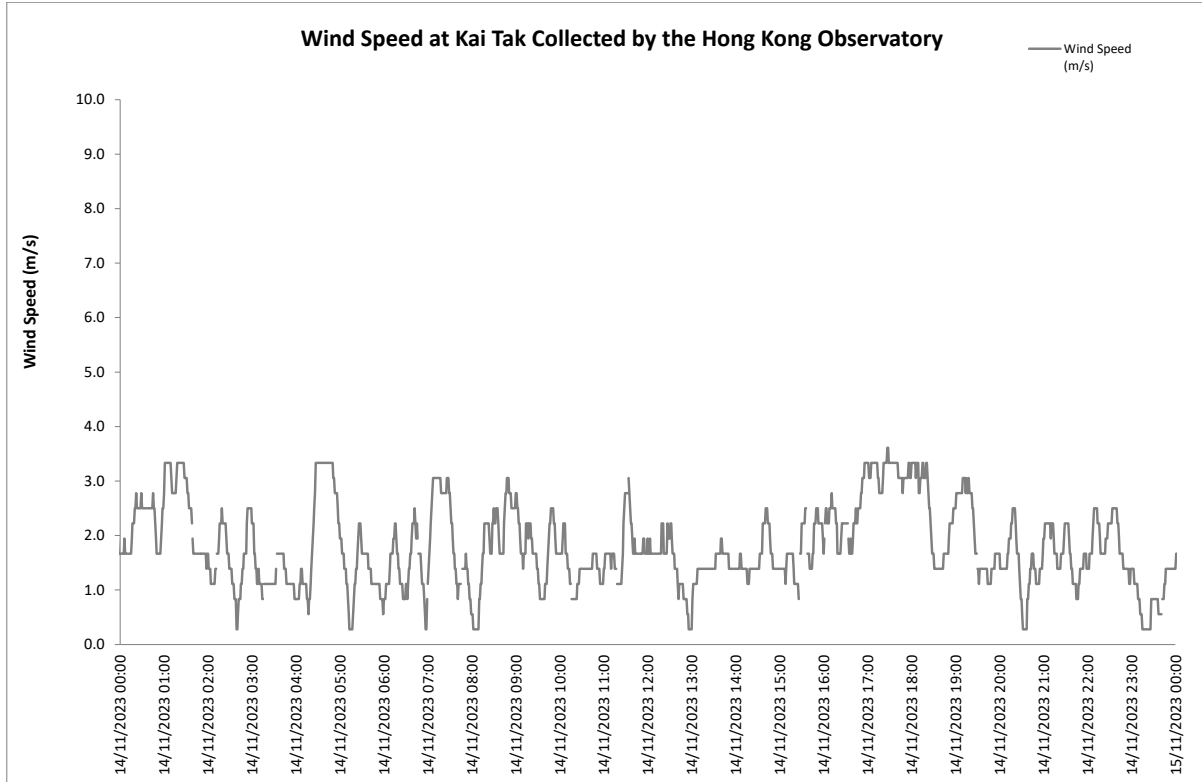
2 November 2023



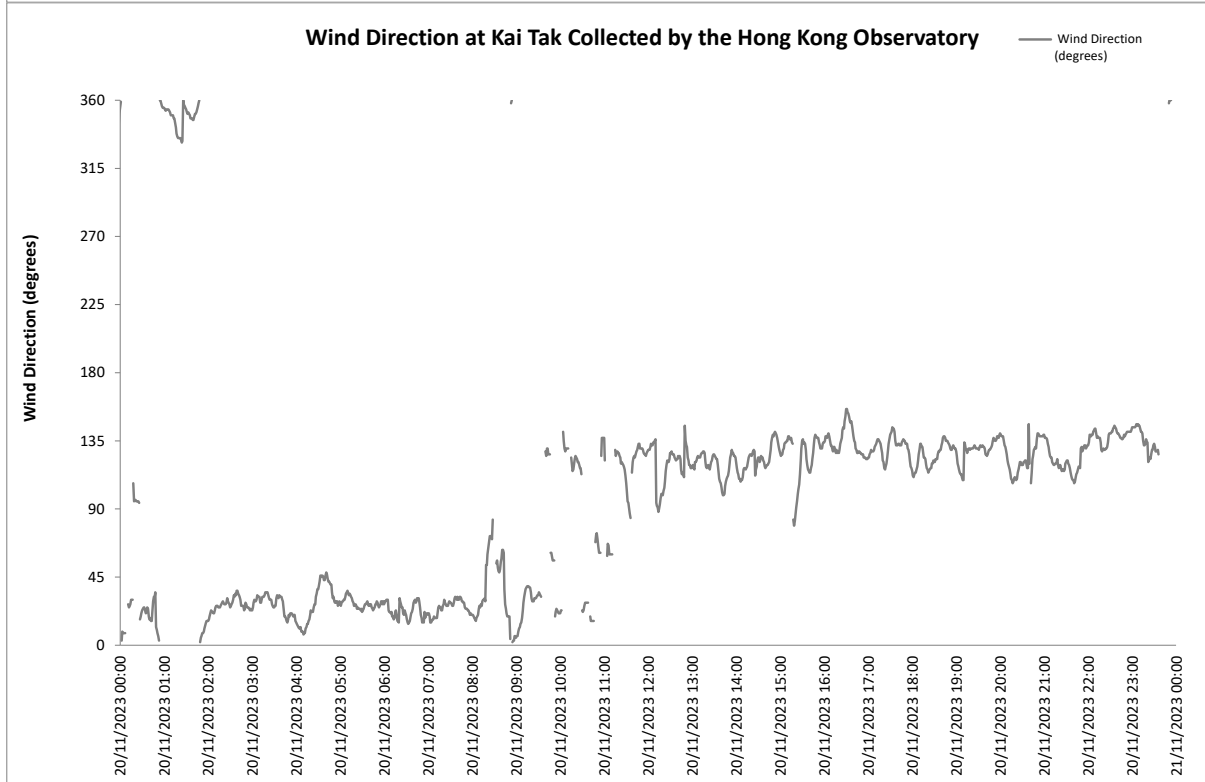
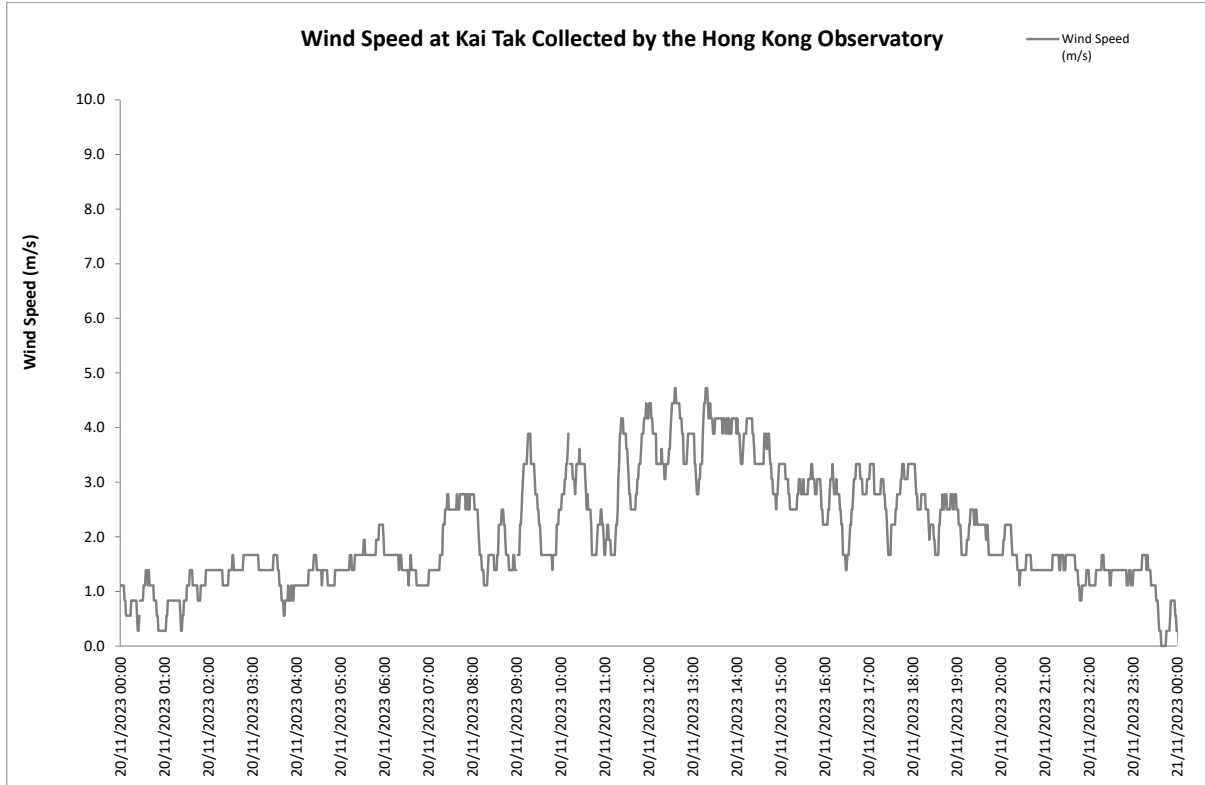
8 November 2023



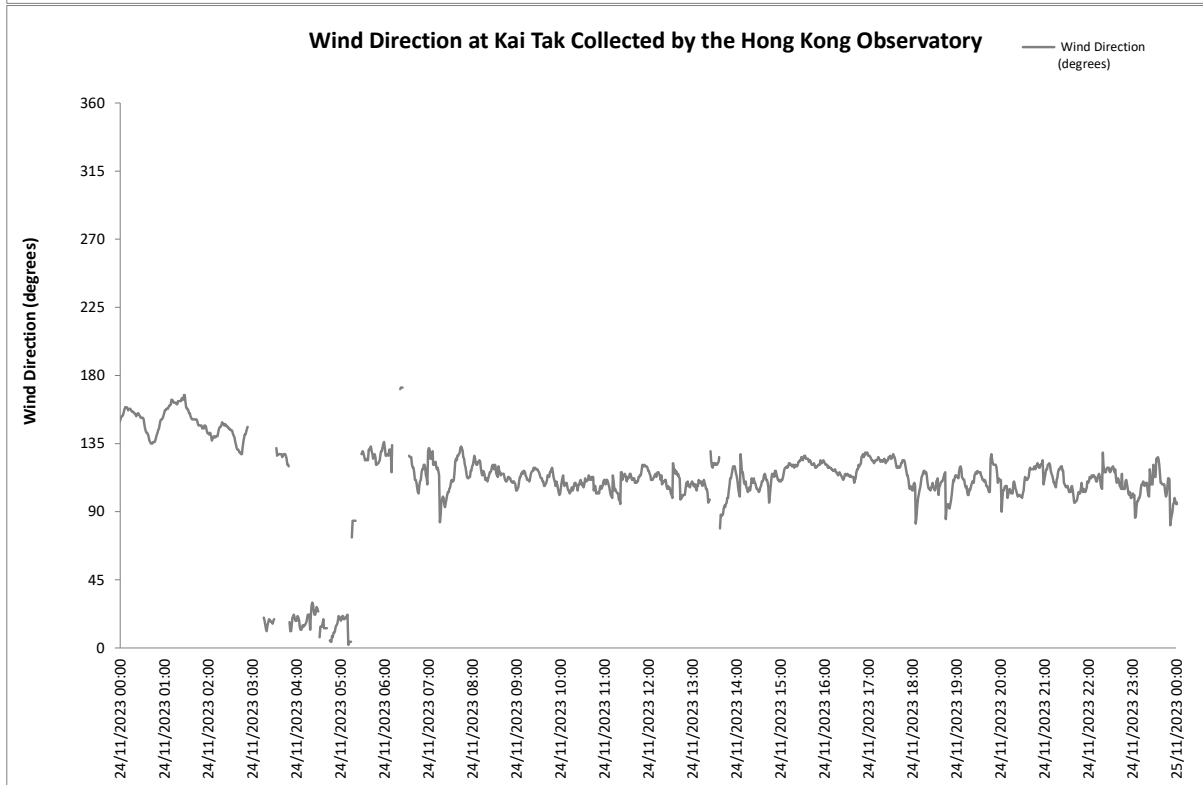
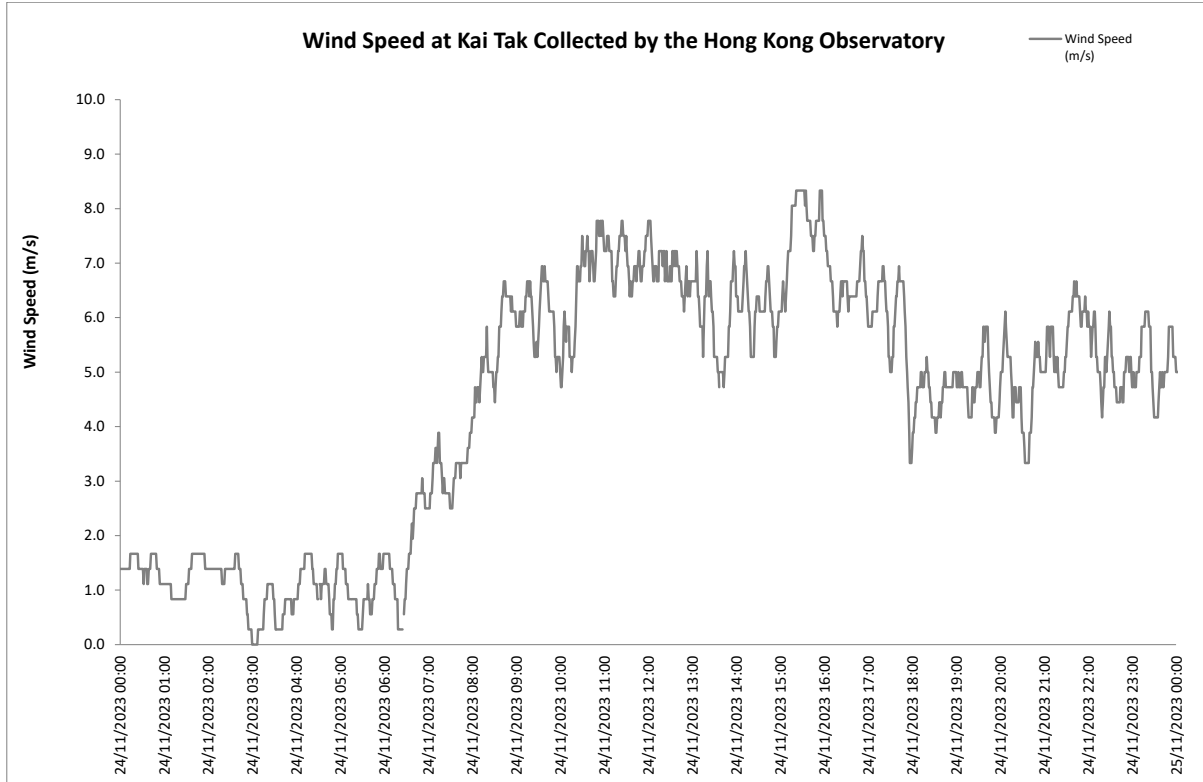
14 November 2023



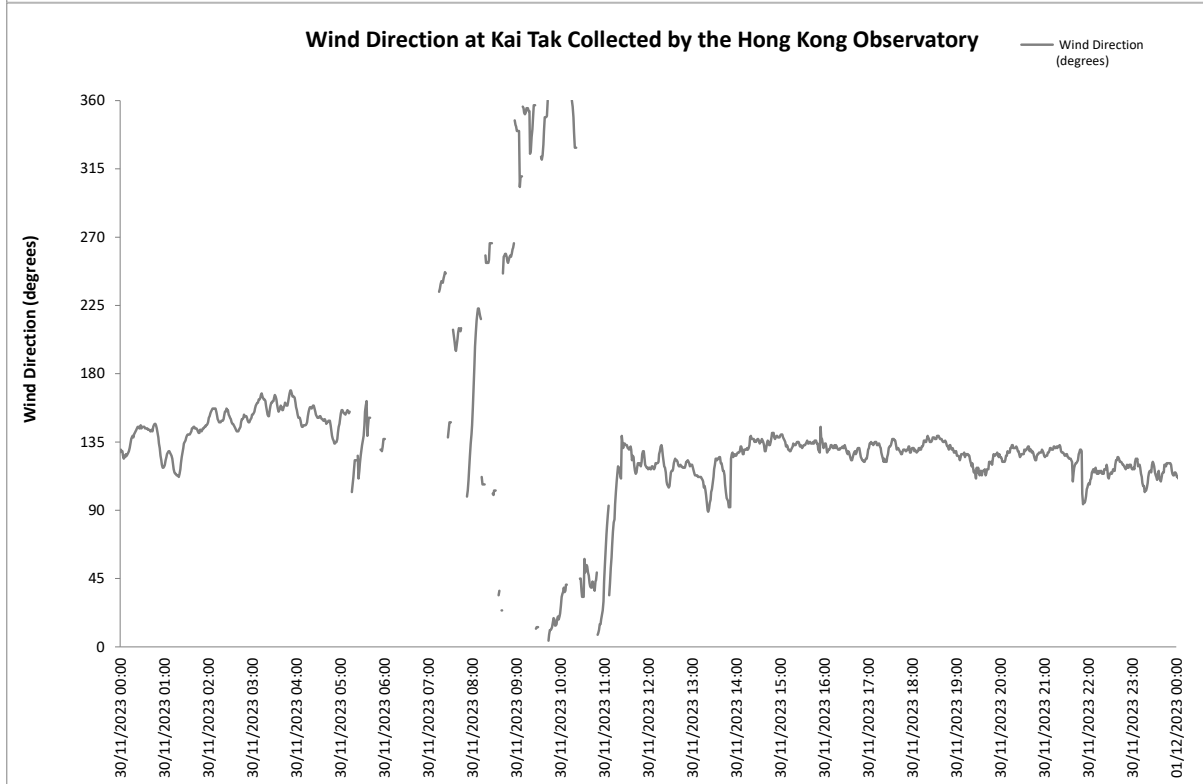
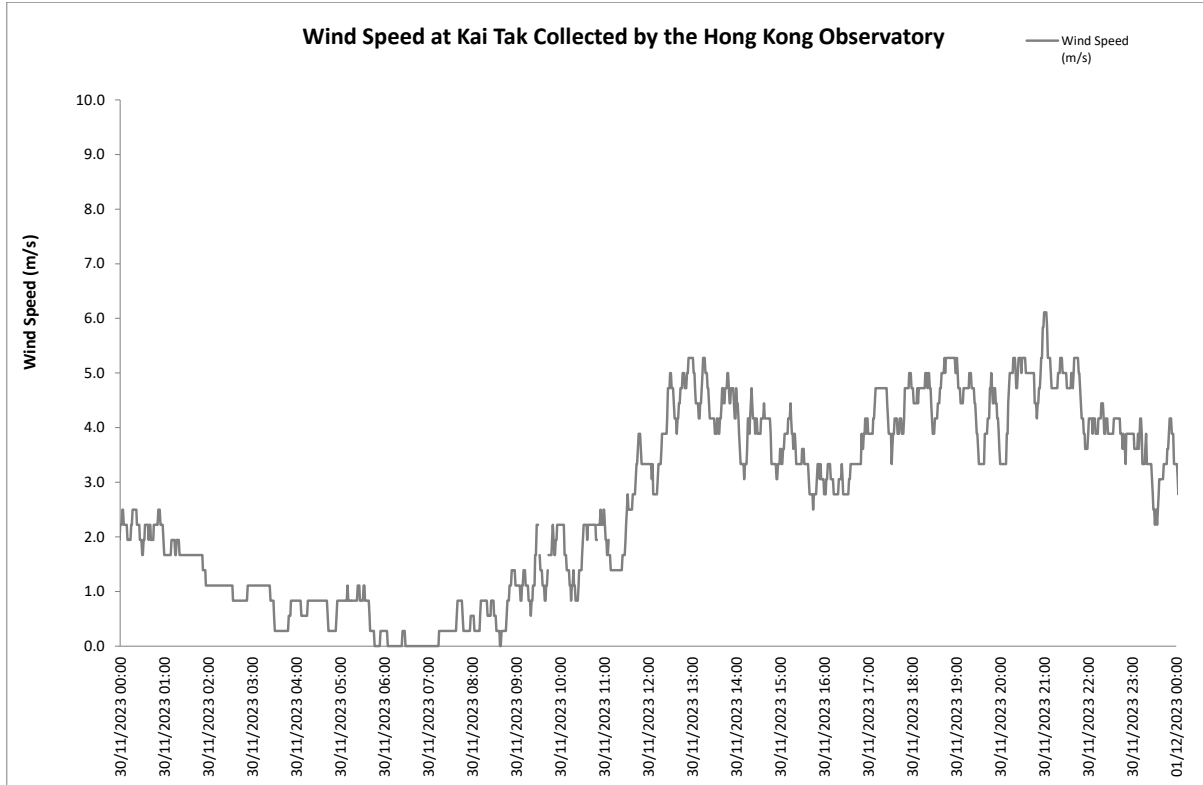
20 November 2023



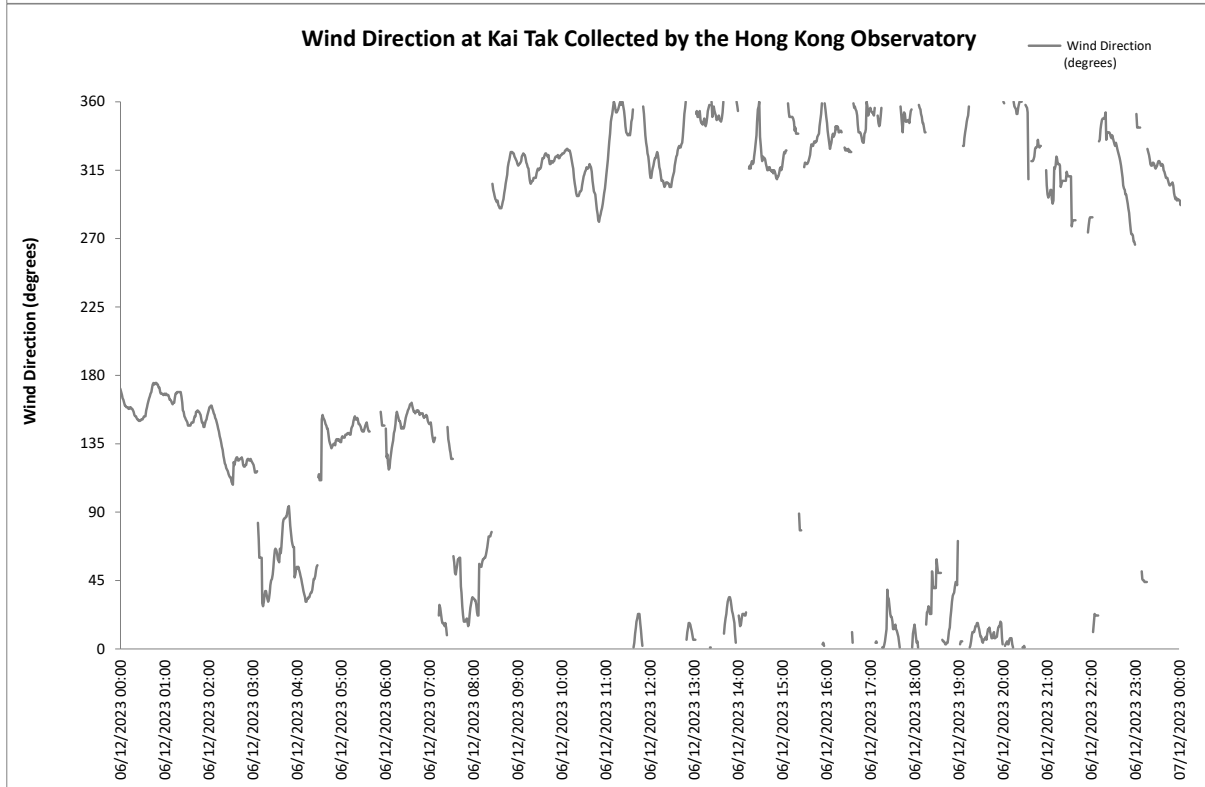
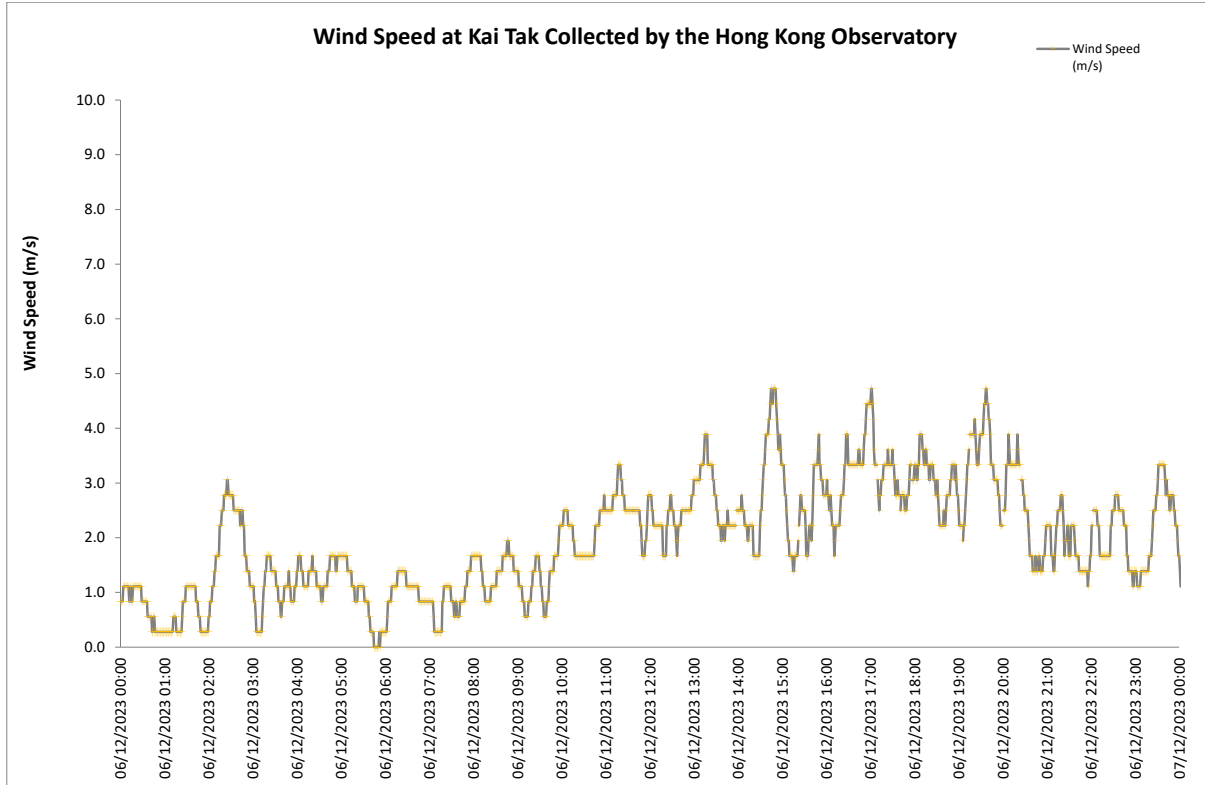
24 November 2023



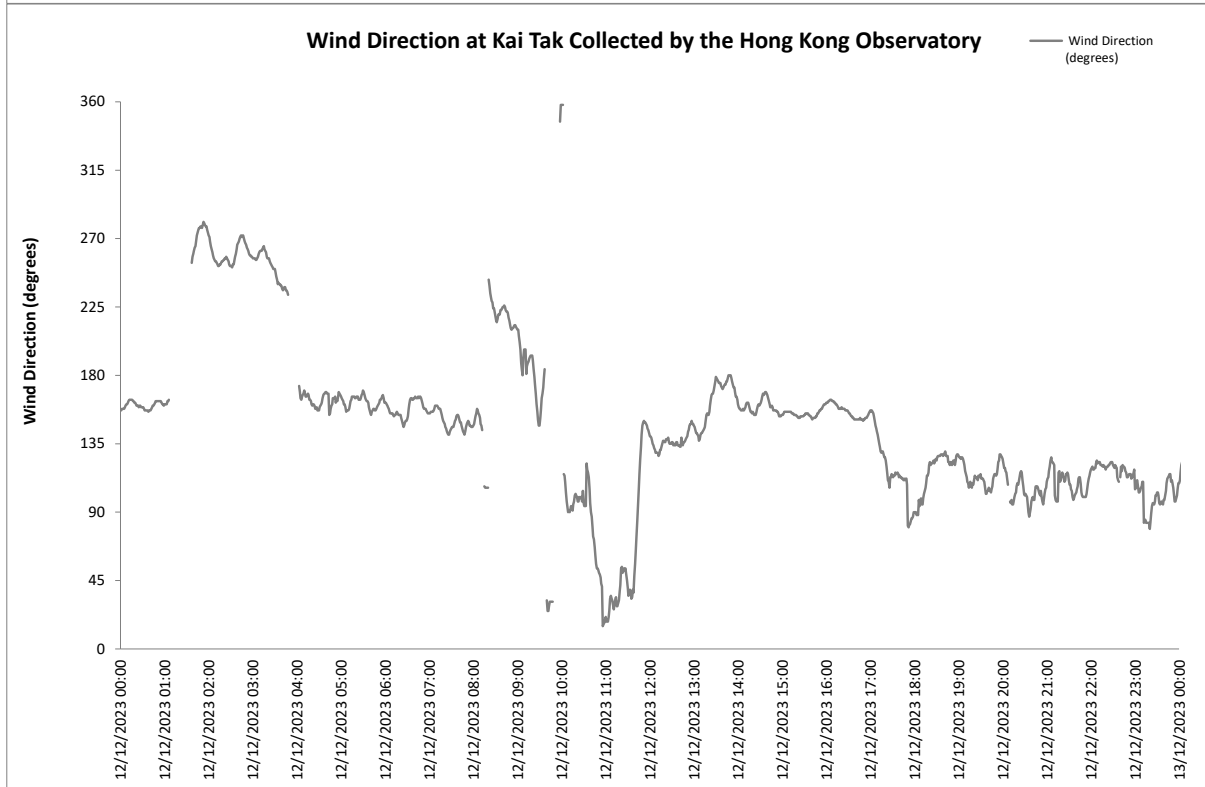
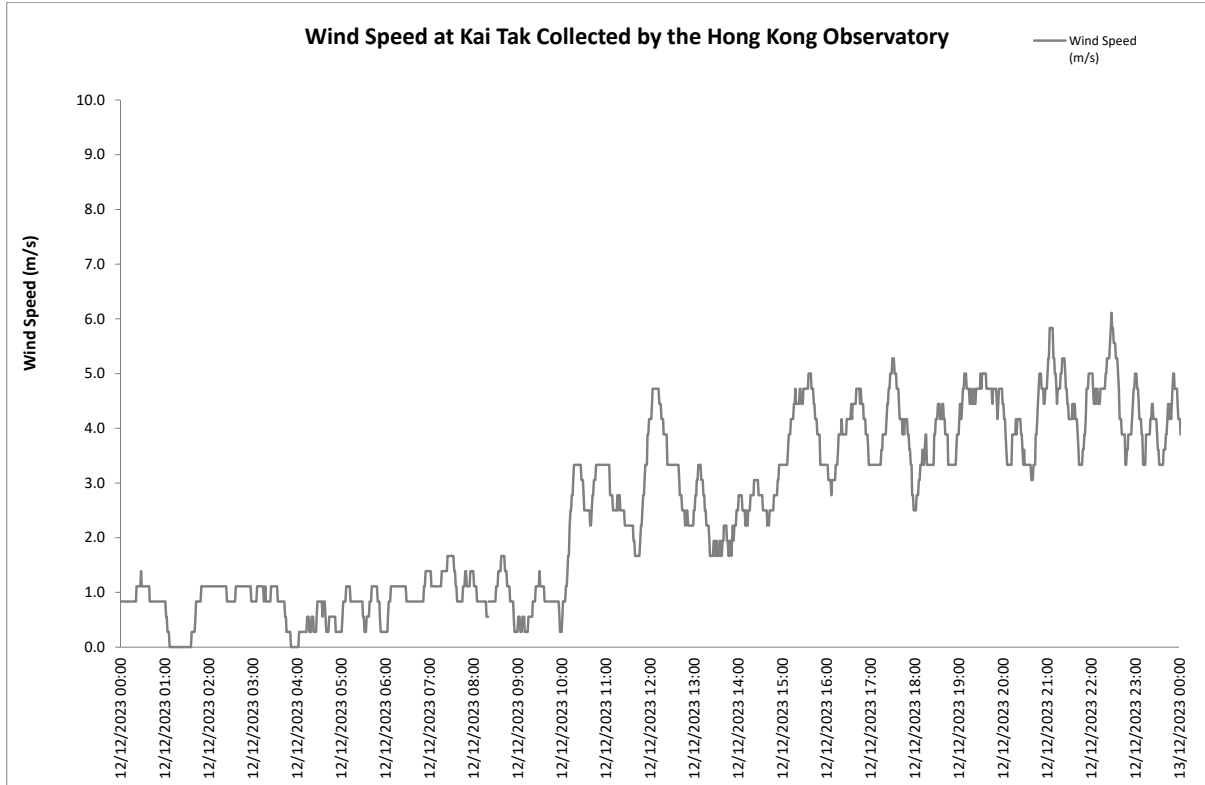
30 November 2023



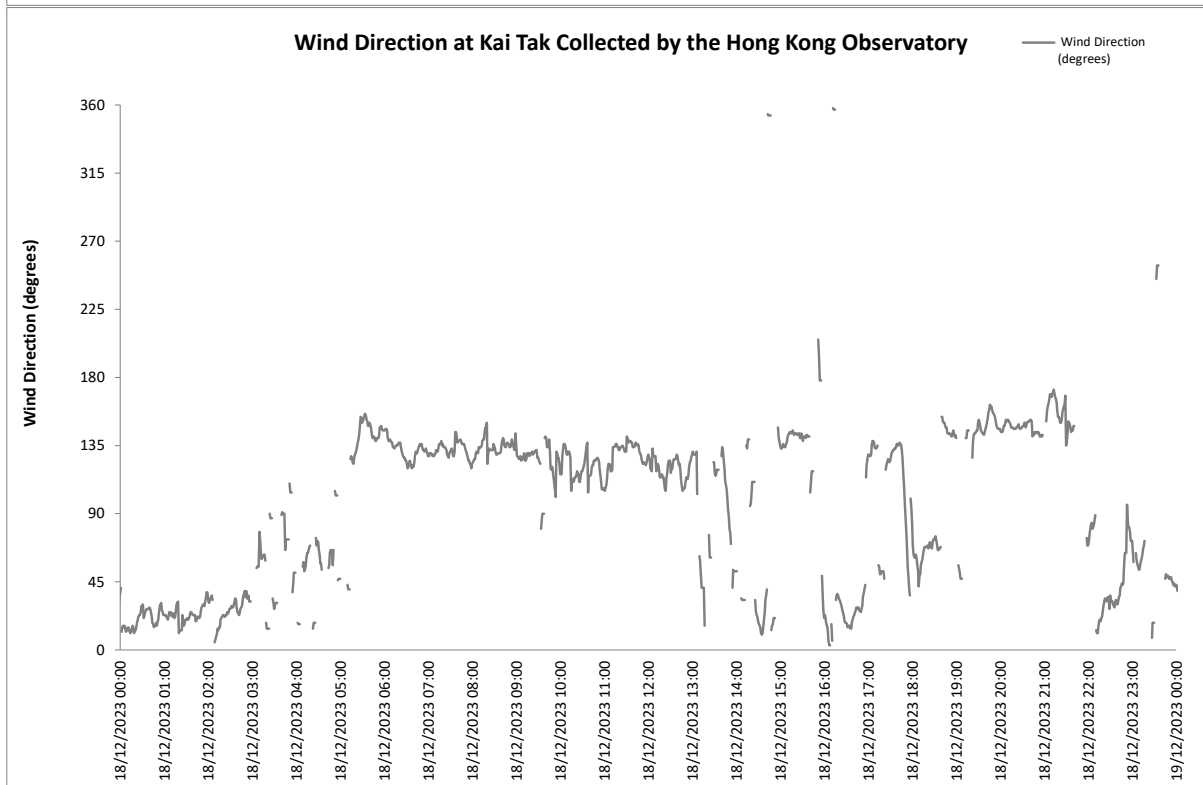
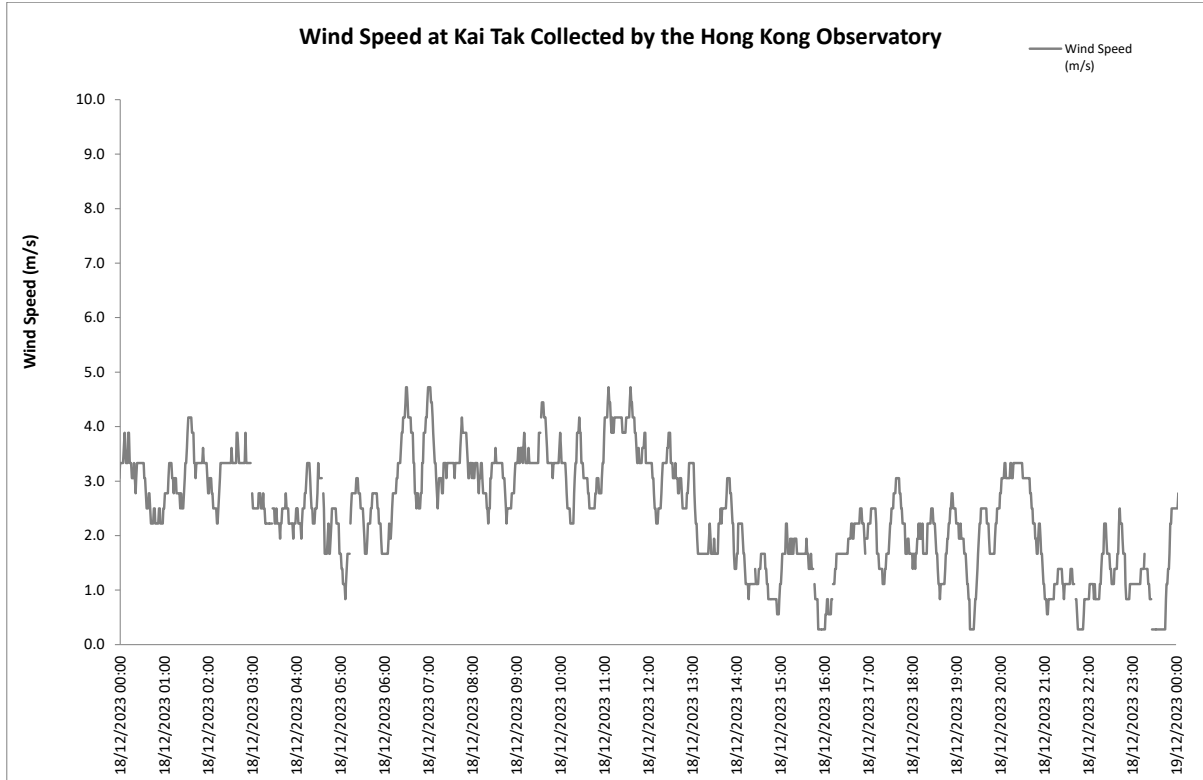
6 December 2023



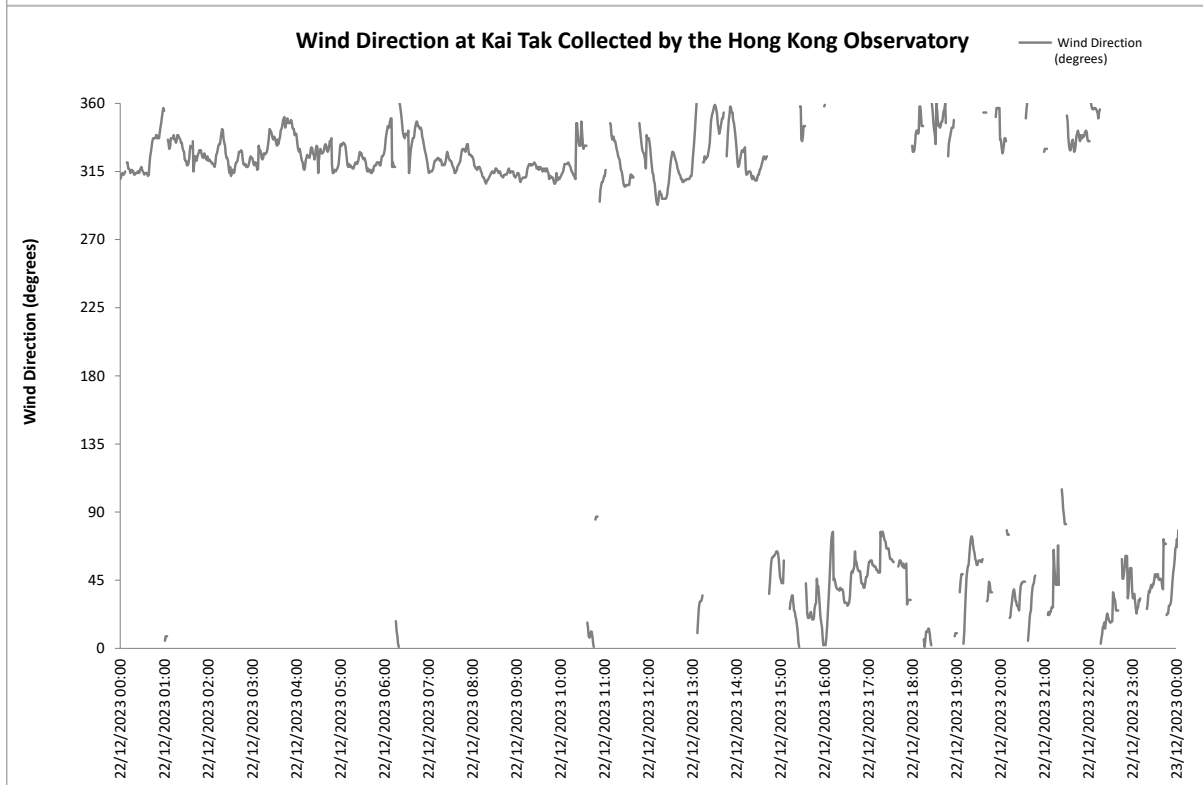
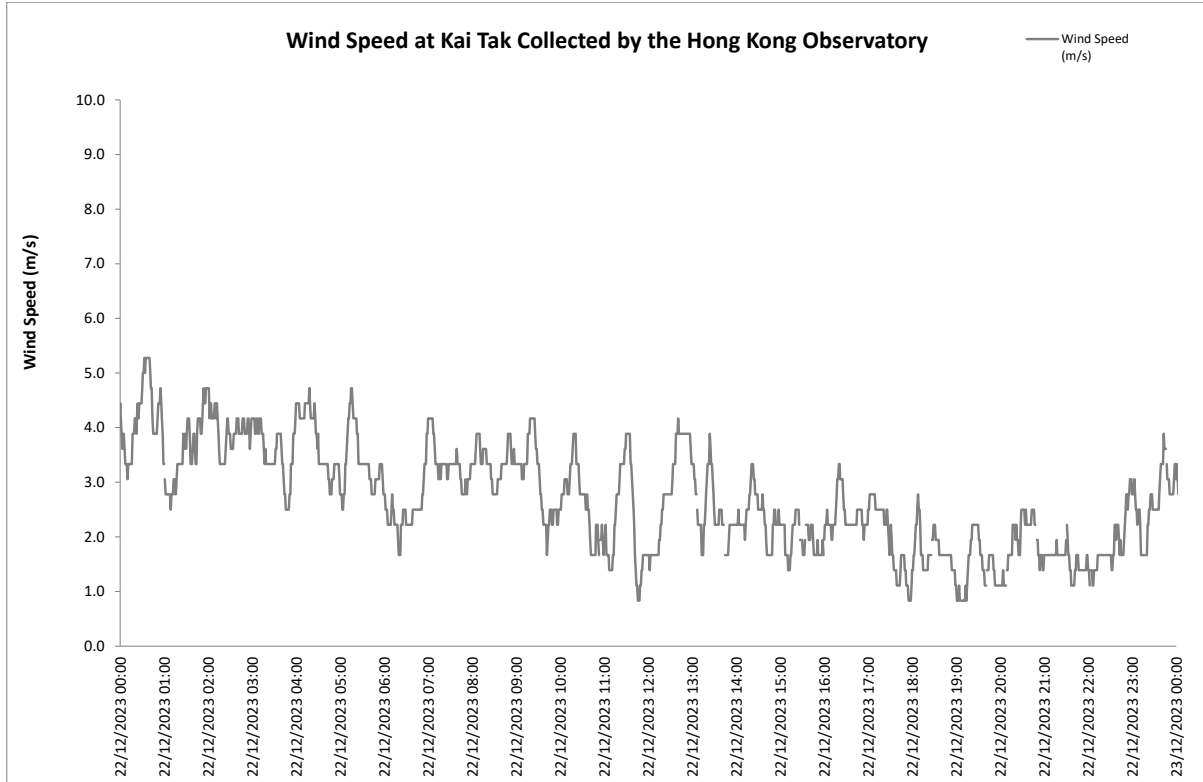
12 December 2023



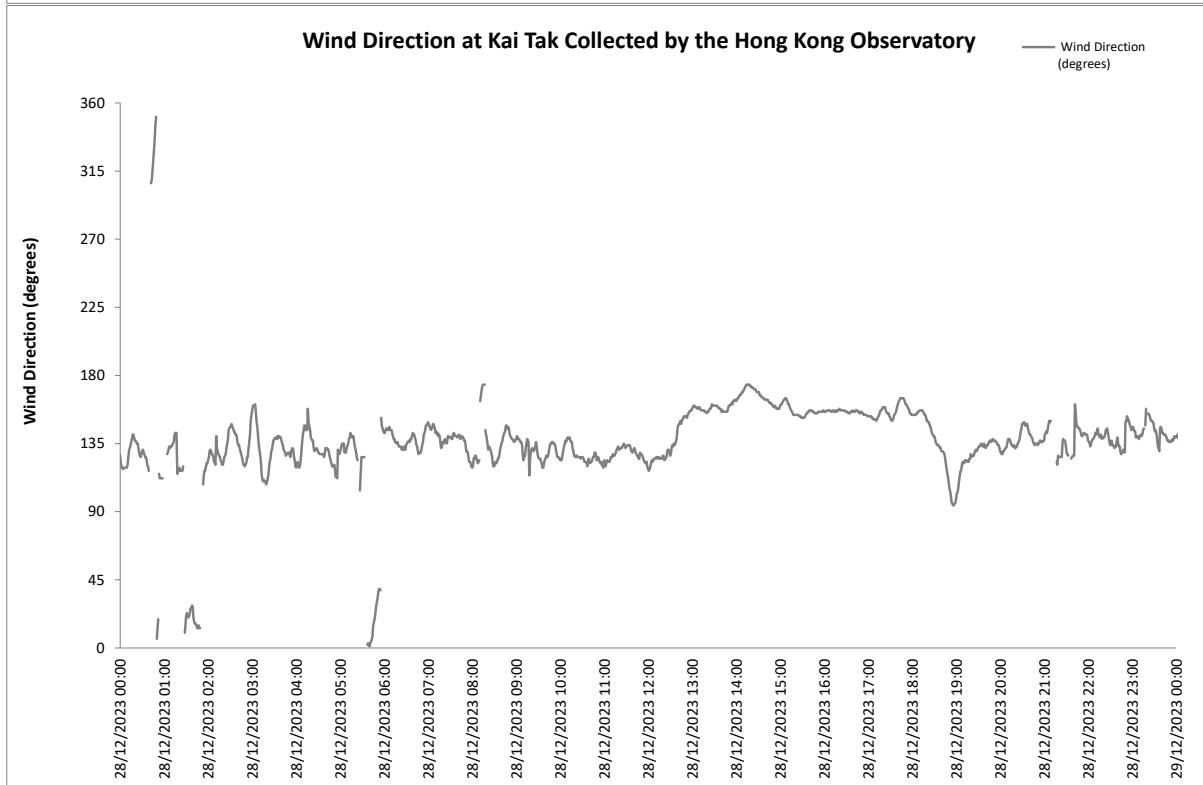
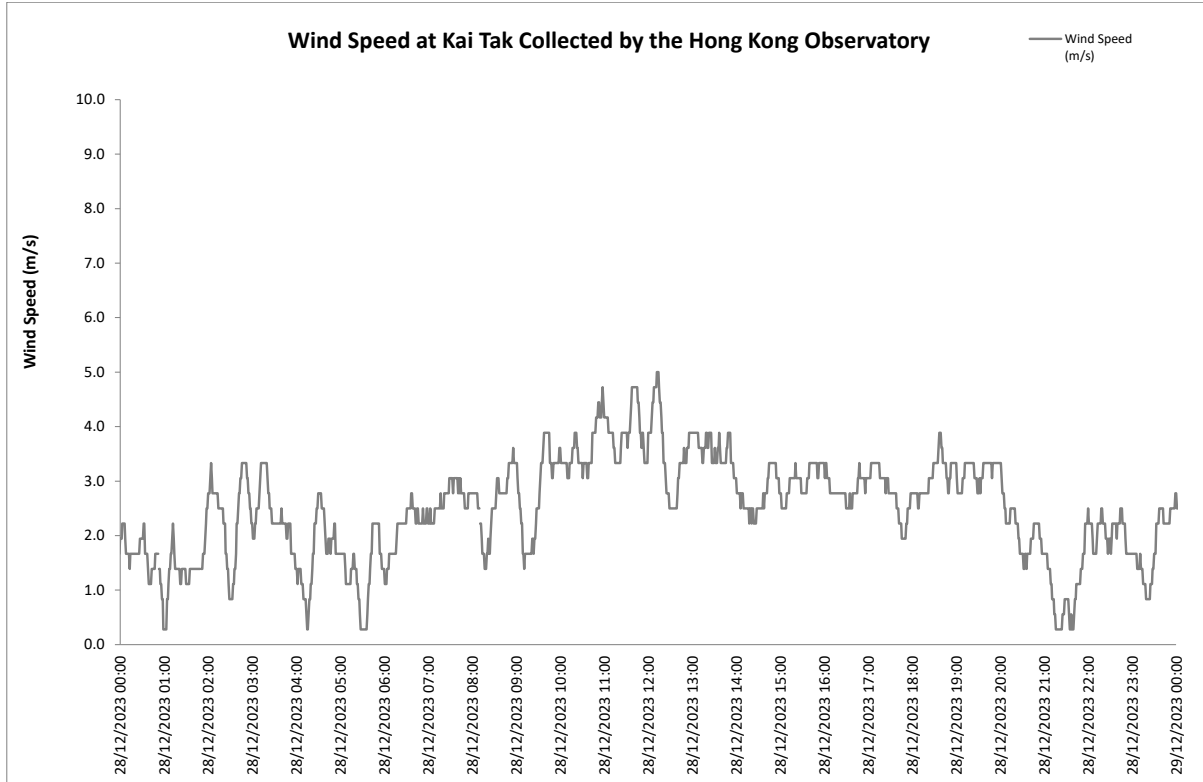
18 December 2023



22 December 2023



28 December 2023



Appendix G. Waste Flow Table

Project: Kai Tak Sport Park
 Contract No.: HAB/ KTSP/ 01
 Contract Title: Design, Construction and Operation of the Kai Tak Sports Park at Kai Tak, Kowloon City District, Hong Kong
 Year of Record: 2019-2023



Monthly Waste Flow Table

Month	Total Quantity Generated	Total Quantity Generated (Excluded Excavated Material)	Actual Quantities of Inert C&D Materials Generated Monthly								Actual Quantities of C&D Materials Generated Monthly						Remarks
			Excavated Materials			Non-excavated Materials					Metals (steel bar / metal strip) ⁽¹⁾	Metals (aluminum can) ⁽¹⁾	Paper / cardboard packaging ⁽¹⁾	Plastics ^{(1) & (4)}	Chemical waste (wasted lubricant oil/ oil container)	Other, e.g. general refuse	
			Disposed in Public Fill	Disposed in Sorting Facilities	Others (e.g Reused in the Contract / Other Projects)	Broken Concrete or Construction Waste Collected by Recycled Company	Reused in the Contract	Reused in other Projects	Disposed in Public Fill	Disposed in Sorting Facilities							
(in '000kg)	(in '000kg)	(in '000kg)	(in '000kg)	(in '000kg)	(in '000kg)	(in '000kg)	(in '000kg)	(in '000kg)	(in '000kg)	(in '000kg)	(in '000kg)	(in '000kg)	(in '000kg)	(in '000kg)	(in '000kg)		
	a1	a2	b	b	b	c	d	e	f	g	h	i	j	k	l	m	
2019	43517.88	8326.30	35191.58	0.00	0.00	0.00	0.00	0.00	0.00	0.00	166.07	0.00	2.05	7.92	2.00	8148.27	
2020	811029.24	6341.58	49326.08	0.00	755361.58	0.00	0.00	0.00	0.00	0.00	3170.12	0.47	10.10	20.71	2.20	3137.98	
Jan-21	78129.57	1315.84	4253.06	0.00	72560.67	0.00	0.00	0.00	0.00	0.00	393.38	0.05	2.68	1.96	0.00	917.77	
Feb-21	70013.03	912.17	10767.60	0.00	58333.26	0.00	0.00	0.00	0.00	0.00	386.46	0.07	1.24	0.64	0.00	523.76	
Mar-21	51743.64	1314.81	18740.08	0.00	31688.75	0.00	0.00	0.00	0.00	0.00	320.13	0.12	2.08	2.45	0.00	990.03	
Apr-21	16431.34	1411.19	0.00	0.00	15020.15	0.00	0.00	0.00	0.00	0.00	467.54	0.02	1.84	1.70	0.00	940.09	
May-21	39675.06	1610.42	0.00	0.00	38064.64	0.00	0.00	0.00	0.00	0.00	442.35	0.00	1.31	2.81	0.00	1163.95	
Jun-21	56589.31	1812.39	0.00	0.00	54776.92	0.00	0.00	0.00	0.00	0.00	353.07	0.02	1.10	1.37	0.00	1456.83	
Jul-21	18264.19	2544.22	0.00	0.00	15719.97	0.00	0.00	0.00	0.00	0.00	383.64	0.00	1.55	3.36	0.00	2155.67	
Aug-21	7959.53	2028.39	4150.75	0.00	1780.39	0.00	0.00	0.00	0.00	0.00	326.91	0.00	1.28	1.40	0.00	1698.80	
Sep-21	32389.58	2259.89	30129.69	0.00	0.00	0.00	0.00	0.00	0.00	0.00	269.75	0.00	1.99	2.68	0.00	1985.47	
Oct-21	34559.10	2034.74	17144.35	0.00	15380.01	0.00	0.00	0.00	0.00	0.00	289.21	0.00	1.04	2.83	0.00	1741.66	
Nov-21	34821.07	2353.58	6551.45	0.00	25916.04	0.00	0.00	0.00	0.00	0.00	164.09	0.00	1.27	3.80	0.60	2183.82	
Dec-21	10648.02	2282.17	8365.85	0.00	0.00	0.00	0.00	0.00	0.00	0.00	125.27	0.00	1.54	0.69	0.00	2154.67	
Jan-22	6238.85	2367.85	3871.00	0.00	0.00	0.00	0.00	0.00	0.00	0.00	130.89	0.00	1.43	1.76	0.00	2233.77	
Feb-22	6654.84	1294.33	5360.51	0.00	0.00	0.00	0.00	0.00	0.00	0.00	158.11	0.00	0.51	0.00	0.00	1135.71	
Mar-22	27279.95	1820.78	25459.17	0.00	0.00	0.00	0.00	0.00	0.00	0.00	162.33	0.00	0.81	0.85	0.00	1656.79	
Apr-22	15402.21	1792.21	13610.00	0.00	0.00	0.00	0.00	0.00	0.00	0.00	36.78	0.00	0.62	3.11	0.00	1751.70	
May-22	8425.54	2151.70	6273.84	0.00	0.00	0.00	0.00	0.00	0.00	0.00	83.12	0.00	0.61	1.47	0.00	2066.50	
Jun-22	8171.01	2700.44	5470.57	0.00	0.00	0.00	0.00	0.00	0.00	0.00	192.21	0.00	1.66	1.91	0.00	2504.66	
Jul-22	5804.34	2575.55	3228.79	0.00	0.00	0.00	0.00	0.00	0.00	0.00	238.36	0.00	1.56	4.87	0.00	2330.75	
Aug-22	11860.09	2557.97	9302.12	0.00	0.00	0.00	0.00	0.00	0.00	0.00	138.66	0.00	0.92	4.03	0.00	2414.36	
Sep-22	14721.29	2391.62	12329.67	0.00	0.00	0.00	0.00	0.00	0.00	0.00	155.67	0.00	0.52	5.72	0.00	2229.71	
Oct-22	12307.08	2428.20	9878.88	0.00	0.00	0.00	0.00	0.00	0.00	0.00	15.57	0.00	0.50	0.73	0.00	2411.40	
Nov-22	16034.69	2332.38	13702.31	0.00	0.00	0.00	0.00	0.00	0.00	0.00	83.73	0.00	1.07	1.24	0.00	2246.34	
Dec-22	21702.52	1944.12	19758.40	0.00	0.00	0.00	0.00	0.00	0.00	0.00	14.41	0.00	0.81	1.96	0.00	1926.94	
Jan-23	14065.32	1261.42	12803.90	0.00	0.00	0.00	0.00	0.00	0.00	0.00	0.00	0.00	0.66	1.54	0.00	1259.22	
Feb-23	17813.51	1729.85	16083.66	0.00	0.00	0.00	0.00	0.00	0.00	0.00	0.00	0.00	1.43	1.83	0.00	1726.59	
Mar-23	14767.87	2148.99	12618.88	0.00	0.00	0.00	0.00	0.00	0.00	0.00	0.00	0.00	0.96	3.68	0.00	2144.35	
Apr-23	13579.71	1411.83	12167.88	0.00	0.00	0.00	0.00	0.00	0.00	0.00	0.00	0.00	0.80	3.06	0.00	1407.97	
May-23	9704.79	1744.90	7959.89	0.00	0.00	0.00	0.00	0.00	0.00	0.00	7.05	0.00	0.32	4.02	0.00	1733.51	
Jun-23	8426.09	1558.40	6867.69	0.00	0.00	0.00	0.00	0.00	0.00	0.00	10.74	0.00	1.17	2.17	0.00	1544.32	
Jul-23	7550.66	1632.72	5917.94	0.00	0.00	0.00	0.00	0.00	0.00	0.00	13.05	0.00	1.46	2.62	0.00	1615.59	
Aug-23	9846.51	1561.03	8285.48	0.00	0.00	0.00	0.00	0.00	0.00	0.00	0.00	0.00	0.43	2.70	0.00	1557.90	
Sep-23	12162.88	1393.05	10769.82	0.00	0.00	0.00	0.00	0.00	0.00	0.00	0.00	0.00	1.72	1.63	0.00	1389.71	
Oct-23	13388.21	1474.11	11914.10	0.00	0.00	0.00	0.00	0.00	0.00	0.00	0.00	0.00	1.00	5.02	0.00	1468.09	
Nov-23	19026.41	2051.04	16975.38	0.00	0.00	0.00	0.00	0.00	0.00	0.00	204.20	0.00	0.20	6.40	0.00	1840.23	
Dec-23	18201.46	1789.64	16411.82	0.00	0.00	0.00	0.00	0.00	0.00	0.00	15.31	0.00	0.00	4.38	0.00	1769.95	
Total	1618906.38	82661.81	451642.19	0.00	1084602.38	0.00	0.00	0.00	0.00	0.00	8918.18	0.75	52.23	121.02	4.80	73564.83	

Total C&D waste generated 1618906.38 tonne a1=b+c+d+e+f+g+h+i+j+k+l+m
 Total C&D waste generated (excluding excavated materials) 82661.81 tonne a2=c+d+e+f+g+h+i+j+k+l+m
 Total recycled C&D waste 9092.19 tonne a3=c+d+e+h+i+j+k
 % of recycled C&D waste for BEAM Plus MA10 or MA11 11.00 % a4=a3/a2 x 100%

- Notes:
- (1) Metal, paper & plastic were collected by recycler.
 - (2) The performance target of waste recycling are specified in the Contract.
 - (3) The waste flow table shall also include C&D materials that are specified in the Contract to be imported for use at the Site.
 - (4) Plastics refer to plastic bottles/ containers, plastic/ foam from packaging material.
 - (5) Broken concrete for recycling into aggregates.
 - (6) Excavated materials/waste will NOT be considered as part of construction waste. It should be excluded in the calculation.
 - (7) Disposal of inert waste to public fill or sorting facilities will NOT be considered as recycled waste.
 - (8) Disposal record for October 2023 and November 2023 have been updated according to the latest information from contractor in December 2023.
 - (9) Recycling record for metals, papers and plastics have been updated according to the latest information from contractor in December 2023.

Project: Proposed Composite Development at NKIL 6607, Shing Kai Road, Kai Tak, Kowloon

Company: Hip Hing Construction Co., Ltd.

Monthly Summary Waste Flow Table

Month	Total Quantities Generated	Total Quantities Generated (excluded excavated material)	Accumulated Quantities of Inert C&D Materials Generated					Accumulated Quantities of Non-inert C&D Wastes Generated Monthly						
			(a)	(b)	(c)	(d)	(e)	(f)	(g)	(h)	(i)	(j)	(k)	(l)
			Broken Concrete Recycled	Broken Concrete Diverted to Public Fill	Excavated Materials Reused in this Project	Excavated Materials Reused in other Projects	Excavated Materials Disposed as Public Fill	Mixed Wastes Diverted to Sorting Facility	Metals Recycled	Paper/Cardboard Packaging Recycled	Timber/Wood Pallet Recycled	Plastics Recycled	Chemical Waste Collected	Others, e.g. General Refuse Disposed at Landfill
(in'000 kg)	(in'000 kg)	(in'000 kg)	(in'000 kg)	(in'000 kg)	(in'000 kg)	(in'000 kg)	(in'000 kg)	(in'000 kg)	(in'000 kg)	(in'000 kg)	(in'000 kg)	(in'000 kg)		
Aug-21	0	0	0	0	0	0	0	0	0	0	0	0	0	0.00
Sep-21	1550.68	0.00	0	0	0	1550.68	0.00	0.00	0.00	0.00	0	0	0	0.00
Oct-21	3691.90	28.13	0	0	0	3663.77	0.00	0.00	13.17	0.00	0	0	0	14.96
Nov-21	5447.65	68.57	0	0	0	5309.20	69.88	6.05	32.40	0.00	0	0	0	30.12
Dec-21	400.90	180.45	0	0	0	63.20	157.25	0.00	138.58	0.00	0	0	0	41.87
Jan-22	1454.58	288.36	0	0	0	493.40	672.82	27.52	245.57	0.00	0	0	0	15.27
Feb-22	241.23	207.42	0	0	0	0.00	33.81	4.65	177.65	0.05	0	0	0	25.07
Mar-22	1717.06	373.58	0	0	0	0.00	1343.48	89.56	265.79	0.00	0	0	0	18.23
Apr-22	1657.01	788.84	0	0	0	0.00	868.17	87.83	684.33	0.00	0	0	0	16.68
May-22	1260.80	124.46	0	0	0	0.00	1136.34	102.49	21.97	0.00	0	0	0	0.00
Jun-22	464.11	77.27	0	0	0	0.00	386.84	55.75	21.43	0.09	0	0	0	0.00
Jul-22	813.76	98.52	0	0	0	0.00	715.24	58.30	32.29	0.00	0	0	0	7.93
Aug-22	442.84	55.11	0	0	0	0.00	387.73	54.95	0.00	0.16	0	0	0	0.00
Sep-22	786.99	91.80	0	0	0	0.00	695.19	91.80	0.00	0.00	0	0	0	0.00
Oct-22	1428.67	157.88	0	0	0	0.00	1270.79	154.05	0.00	0.00	0	0	0	3.83
Nov-22	2134.86	174.01	0	0	0	0.00	1960.85	147.07	0.00	0.63	0	0	0	26.31
Dec-22	864.13	212.59	0	0	0	0.00	651.54	198.44	0.00	0.00	0	0	0	14.15
Jan-23	885.60	135.88	0	0	0	0.00	749.72	133.59	0.00	0.00	0	0	0	2.29
Feb-23	1286.59	225.50	0	0	0	0.00	1061.09	181.53	24.35	0.52	0	0	0	19.10
Mar-23	691.22	253.47	0	0	0	0.00	437.75	149.17	71.86	0.16	0	0	0	32.28
Apr-23	3744.20	56.11	0	0	0	0.00	3688.09	30.39	0.00	0.28	0	0	0	25.44
May-23	2344.73	127.50	0	0	0	0.00	2217.23	121.58	0.00	0.00	0	0	0	5.92
Jun-23	184.99	84.02	0	0	0	0.00	100.97	82.67	0.00	0.00	0	0	0	1.35
Jul-23	465.69	79.17	0	0	0	0.00	386.52	74.46	0.00	0.00	0	0	0	4.71
Aug-23	92.13	92.13	0	0	0	0.00	0.00	83.60	0.00	0.00	0	0	0	8.53
Sep-23	114.83	101.37	0	0	0	0.00	13.46	94.65	0.00	0.20	0	0	0	6.52
Oct-23	143.00	121.62	0	0	0	0.00	21.38	112.81	0.00	0.16	0	0	0	8.65
Nov-23	106.87	106.87	0	0	0	0.00	0.00	98.35	0.00	0.00	0	0	0	8.52
Dec-23	169.09	43.68	0	0	0	0.00	125.41	42.12	0.00	0.00	0	0	0	1.56
Total	34586.11	4354.31	0	0	0	11080.25	19026.14	2283.38	1729.39	2.24	0.00	0.00	0.00	337.73

Total C&D Waste generated 34586.11 Tons
 Total C&D waste generated (Excluded excavated materials) 4354.31 Tons
 Total C&D waste recycled 1731.64 Tons

$$\text{Waste Recycling Rate} = \frac{(a) + (g) + (h) + (i) + (j)}{(a) + (b) + (f) + (g) + (h) + (i) + (j) + (l)} \times 100\% = 39.77\%$$

Note:
 For BEAM Plus certification scheme, excavated materials are excluded from the calculation of the waste reduction rate Record with Underlined indicated updated content

Appendix H. Environmental Licences and Permits

Table H.1: Summary of Environmental Licences and Permits Status (KTSP)

Item No.	Type of Permit / Licence	Reference No.	Application Date	Valid from	Valid until	Remark
1	Environmental Permit under EIAO	EP-544/2017	21 Aug 2017	8 Sep 2017	N/A	Issued
2	Construction Dust Notification under APCO	441733	25 Jan 2019	29 Jan 2019	N/A	N/A
3	Construction Waste Disposal Account (Main)	7033182	12 Feb 2019	12 Feb 2019	N/A	N/A
4	Construction Waste Disposal Account (Vessel)	7033555	11 Jul 2022	10 Aug 2022	10 Nov 2022	Issued
5	Registration as a Chemical Waste Producer	WPN5213-286-H3906-02	29 Jan 2019	12 Feb 2019	N/A	N/A
6	Discharge Licence under WPCO	WT00034082-2019	15 Feb 2019	26 Jun 2019	30 Jun 2024	Issued
7	Construction Noise Permit (Construction Works, Barging Point)	GW-RE0522-23	27 Apr 2023	21 May 2023	20 Nov 2023	Superseded by GW-RE1442-23 on 21 Nov 2023
8	Construction Noise Permit (Special Truss Delivery Port)	GW-RE0668-23	5 Jun 2023	6 Jul 2023	5 Oct 2023	Issued
9	Construction Noise Permit (Special Shing Kai Road)	GW-RE0770-23	26 Jun 2023	1 Aug 2023	31 Oct 2023	Superseded by GW-1255-23 on 1 Nov 2023
10	Construction Noise Permit (Construction Works, Northern Site)	GW-RE0782-23	29 Jun 2023	30 Jul 2023	29 Oct 2023	Superseded by GW-RE1253-23 on 30 Oct 2023

Item No.	Type of Permit / Licence	Reference No.	Application Date	Valid from	Valid until	Remark
11	Construction Noise Permit (Construction Works, Southern Site)	GW-RE0903-23	21 Jul 2023	24 Aug 2023	23 Nov 2023	Superseded by GW-RE1335-23 on 24 Nov 2024
12	Construction Noise Permit (Construction Works, Northern Site)	GW-RE1253-23	28 Sep 2023	30 Oct 2023	29 Jan 2024	Issued
13	Construction Noise Permit (Special Shing Kai Road)	GW-RE1255-23	3 Oct 2023	1 Nov 2023	31 Jan 2024	Issued
14	Construction Noise Permit (Construction Works, Southern Site)	GW-RE1335-23	18 Oct 2023	24 Nov 2023	23 Mar 2024	Superseded by GW-RE1507-23 on 6 Dec 2023
15	Construction Noise Permit (Construction Works, Barging Point)	GW-RE1442-23	3 Nov 2023	21 Nov 2023	20 May 2024	Issued
16	Construction Noise Permit (Construction Works, Southern Site)	GW-RE1507-23	15 Nov 2023	6 Dec 2023	5 Apr 2024	Issued

Table H.2: Summary of Environmental Licences and Permits Status (H/O Development)

Item No.	Type of Permit / Licence	Reference No.	Application Date	Valid from	Valid until	Remark
1	Environmental Permit under EIAO	EP-544/2017	21 Aug 2017	8 Sep 2017	N/A	Issued
2	Construction Dust Notification under APCO	458255	17 Jul 2020	17 Jul 2020	N/A	N/A
		470045	29 Jul 2021	29 Jul 2021	N/A	N/A
3	Construction Waste Disposal Account (Main)	7041267	29 Jul 2021	11 Aug 2021	N/A	Issued
4	Registration as a Chemical Waste Producer	WPN5211-286-H1103-23	29 Jul 2021	24 Aug 2021	N/A	Issued
5	Discharge Licence under WPCO	WT00039490-2021	6 Aug 2021	9 Nov 2021	30 Nov 2026	Issued
6	Construction Noise Permit	GW-RE0494-23	14 Apr 2023	2 Jun 2023	1 Nov 2023	Superseded by GW-RE1181-23 on 2 Nov 2023
7	Construction Noise Permit	GW-RE1181-23	13 Sep 2023	2 Nov 2023	1 May 2024	Issued

Appendix I. Environmental Mitigation Measures Implementation Status

Air Quality – Recommended Mitigation Measures

Air Quality Mitigation Measures during construction	Implementation Status	
	KTSP	H/O
• Good housekeeping to minimize dust generation, e.g. by properly handling and storing dusty materials	✓	✓
• Store cement in shelter with 3 sides and the top covered by impervious materials if the stack exceeds 20 bags	✓	✓
• Cement delivered in bulk should be stored in a closed silo fitted with an audible high level alarm which is interlocked with the material filling line and no overfilling is allowed	N/A	N/A
• Loading, unloading, transfer, handling or storage of bulk cement should be carried out in a totally enclosed system or facility, and any vent or exhaust should be fitted with an effective fabric filter or equivalent air pollution control system	✓	✓
• Dusty materials (e.g. debris) should be wetted by misting / water-spraying before any loading, unloading, transfer or transport operation	P	✓
• Any skip hoist for material transport should be fully enclosed by impervious sheeting	✓	✓
• Surfaces where any pneumatic or power-driven drilling, cutting, polishing or other mechanical breaking operation takes place should be sprayed with water or a dust suppression chemical continuously	P	P
• Any area that involves demolition activities should be sprayed with water or a dust suppression chemical immediately prior to, during and immediately after the activities to maintain the entire surface wet	✓	✓
• Excavation area should be minimized as far as possible	✓	✓
• Stockpile of dusty materials should not be extended beyond the pedestrian barriers, fencing or traffic cones	✓	✓
• Excavated or stockpile of dusty material should be covered entirely by impervious sheeting or sprayed with water to maintain the entire surface wet, and then removed, backfilled or reinstated where practicable within 24 hours of the excavation or unloading	P	✓
• Dusty materials remaining after a stockpile is removed should be wetted with water and cleared from the surface of roads	✓	✓
• Properly fitted side and tail boards are necessary for any vehicle with open load area	✓	✓
• While transporting materials that potentially create dust (e.g. debris), materials should not be loaded higher than side and tail boards, and should be fully covered by tarpaulin or similar materials which extend at least 300 mm over the edges of the side and tail boards to prevent leakage.	✓	✓
• Limit the maximum vehicle speed within the site to 10km/hr	✓	✓
• Haulage and delivery vehicles should be confined to designated roads	✓	✓
• Every main haul road should either be 1.) paved with concrete and kept clear of dusty materials, or 2.) sprayed or watered to maintain the entire road surface wet	P	P
• All on-site unpaved roads should be compacted and kept free of loose materials as possible	✓	✓
• Provide vehicle washing (e.g. wheel washing bay & high pressure water jet where practicable) at every vehicle exit point for cleaning vehicle body and wheels	✓	✓
• The vehicle washing area and the road between washing area and site exit should be paved with concrete, bituminous or other hardcores	✓	✓
• The portion of any road leading only to construction site that is within 30m of a vehicle entrance or exit should be kept clear of dusty materials.	✓	✓
• Dusty materials on every vehicle's body and wheels should be removed in washing area before leaving the site	✓	✓

• Regular maintenance of all plant equipment	✓	✓
• Throttle down or switch off unused machines or machine in intermittent use	✓	✓
• If the site is adjacent to area where accessible to the public (e.g. road and service lane etc.), hoarding of not less than 2.4 m high from ground level should be erected along the adjoining the entire length of that portion of the site boundary, except for a site entrance or exit. The hoarding should be well maintained throughout the construction period.	✓	✓
• Where a scaffolding is erected around the perimeter of a building under construction, effective dust screens, sheeting or netting should be provided to enclose the scaffolding from the ground floor level of the building, or a canopy should be provided from the first floor level up to the highest level of the scaffolding	✓	N/A
• Exposed earth should be properly treated by compaction, turfing, hydroseeding, vegetation planting or sealing with latex, vinyl, bitumen, shortcrete or other suitable surface stabiliser within six months after the last construction activity on the construction site or part of the construction site where the exposed earth lies	✓	✓
• Carry out air quality monitoring throughout the construction period	✓	✓
• Carry out weekly site inspection to audit the implementation of mitigation measures	✓	✓
• Regular watering once per hour on exposed worksites and haul road with an equivalent intensity of not less than 1.3L/m ³ to achieve 91.7% dust removal efficiency.	✓	✓
• Provision of electrical vehicle (EV) charging facilities in at least one-third of the car parking spaces for private cars. Provision of EV charging enabling facilities in all car parking spaces provided for private cars.	✓	N/A
Non-Road Mobile Machinery (NRMMS)		
• All NRMMS operated on-site are approved or exempted (as the case may be) and affixed with the requisite approval/exemption labels under the Air Pollution Control (Non-road Mobile Machinery) (Emission) Regulation or are in the process of application for such approval/exemption during the relevant grace period.	✓	P

Noise – Recommended Mitigation Measures

Noise Mitigation Measures during construction	Implementation Status	
	KTSP	H/O
• Adopt good site practice, such as throttle down or switch off equipment unused or intermittently used between works	✓	✓
• Regular maintenance of equipment to prevent noise emission due to impair	✓	✓
• Position mobile noisy equipment in locations away from NSRs and point the noise sources to directions away from NSRs	✓	✓
• Use silencer or muffler for equipment	✓	✓
• Make good use structures for noise screening	✓	✓
• Use Quality Powered Mechanical Equipment (QPME) and quiet equipment which produces lower noise level.	✓	✓
• Erect movable noise barrier of 3m height to shed large plant equipment (e.g. breaker, backhoe & mobile crane) or hand-held items (e.g. poker, wood saw, power rammer & compactor) near low-rise NSR. Where necessary, special design (e.g. with noise absorbing material or bend top) should be adopted. The barrier's length should be at least five times greater than its height, and the minimum surface density is 10 kg/m ² . Alternatively, acoustic shed, enclosure or silencer (for generator, air compressor and concrete pump) or acoustic mat (for piling) can be adopted.	✓	N/A
• Carry out regular site inspection to audit the implementation of mitigation measures	✓	✓
• Carry out noise monitoring throughout the construction period	✓	✓

Water Quality – Recommended Mitigation Measures

Water Quality Mitigation Measures during construction	Implementation Status	
	KTSP	H/O
• Practices outlined in ProPECC PN 1/94 Construction Site Drainage should be adopted.	✓	✓
• Install perimeter channels in the works areas to intercept runoff from boundary prior to the commencement of any earthwork	✓	✓
• To prevent storm runoff from washing across exposed soil surfaces, intercepting channels should be provided.	✓	✓
• Drainage channels are required to convey site runoff to sand/silt traps and oil interceptors. Provision of regular cleaning and maintenance to ensure the normal operation of these facilities throughout the construction period.	✓	✓
• Any practical options for the diversion and realignment of drainage should comply with both engineering and environmental requirements	✓	✓
• Minimum distances of 100 m should be maintained between the discharge points of construction site runoff and the existing WSD saltwater intake and EMSD cooling water intake.	✓	✓
• The following good site measures should be adopted for the use of the existing barging facilities being operated by the MTR SCL Project: - All vessels should be sized so that adequate clearance is maintained between vessels and the seabed in all tide conditions, to ensure that undue turbidity is not generated by turbulence from vessel movement or propeller wash. - All hopper barges should be fitted with tight fitting seals to their bottom openings to prevent leakage of material. - Construction activities should not cause foam, oil, grease, scum, litter or other objectionable matter to be present on the water within the site. - Loading of barges and hoppers should be controlled to prevent splashing of material into the surrounding water. - Barges or hoppers should not be filled to a level that will cause the overflow of materials or polluted water during loading or transportation. Whole construction site Contractor P WPCO, EIAO-TM Page	N/A	N/A
• The runoff and wastewater generated from the works areas should be treated so that it satisfies all the standards listed in the TM-DSS.	✓	✓
• Reuse and recycling of the treated effluent from construction site runoff.	✓	✓
• Weekly site audit should be carried out to check the implementation status of the recommended water quality impact mitigation measures throughout construction period.	✓	✓
• The construction programme should be properly planned to minimise soil excavation, if any, in rainy seasons.	✓	✓
• Any exposed soil surfaces should be properly protected to minimise dust emission.	✓	✓
• In areas where a large amount of exposed soils exist, earth bunds or sand bags should be provided.	✓	✓
• Exposed stockpiles should be covered with tarpaulin or impervious sheets at all times.	✓	✓
• The stockpiles of materials should be placed at locations away from any stream courses so as to avoid releasing materials into the water bodies.	✓	✓
• Final surfaces of earthworks should be compacted and protected by permanent work.	✓	✓
• Haul roads should be paved with concrete and the temporary access roads protected using crushed stone or gravel, wherever practicable.	✓	✓
• Wheel washing facilities should be provided at all site exits to ensure that earth, mud and debris would not be carried out of the works areas by vehicles.	✓	✓
• Good site practices should be adopted to keep the site dry and tidy, such as clean the rubbish and litter on the construction sites.	P	✓
• Adequate temporary site drainage and pumping should be provided, if necessary.	P	✓
• Provide sufficient temporary toilets in the works areas. The toilet facilities should be more than 30 m from any watercourse. A licensed waste collector should be deployed to clean the temporary toilets on a regular basis.	✓	✓
• Notices should be posted at conspicuous locations to remind the workers not to discharge any sewage or wastewater into the nearby environment during the construction phase of the Project.	✓	✓

<ul style="list-style-type: none"> Contractor must register as a chemical waste producer if chemical wastes would be produced from the construction activities. The Waste Disposal Ordinance (Cap 354) and its subsidiary regulations in particular the Waste Disposal (Chemical Waste) (General) Regulation should be observed and complied with for control of chemical wastes. 	✓	✓
<ul style="list-style-type: none"> Any service shop and maintenance facilities should be located on hard standings within a bunded area, and sumps and oil interceptors should be provided. Maintenance of vehicles and equipment involving activities with potential for leakage and spillage should only be undertaken within the areas appropriately equipped to control these discharges. 	✓	✓
<ul style="list-style-type: none"> Clean the construction sites on a regular basis. 	✓	✓
<ul style="list-style-type: none"> Oil interceptor in car parking area shall be designed and constructed according to Practice Note for Authorized Persons, Registered Structural Engineers and Registered Geotechnical Engineers, APP-46 (PNAP 124) 	✓	N/A
<ul style="list-style-type: none"> Provide two sequential storage tanks to contain surface water with residual fertilizers and pesticides and third holding tank for incidental rainstorm 	N/A	N/A
Sewerage and Sewage Treatment Implications		
<ul style="list-style-type: none"> Implementation of Sewer No. 1 and Sewer No.2 as proposed in Sections 7.2.2 - 7.2.3 of the EIA Report 	✓	✓

Waste Management – Recommended Mitigation Measures

Waste Management Mitigation Measures during construction	Implementation Status	
	KTSP	H/O
<ul style="list-style-type: none"> Inert C&D materials (or public fills) will be used to form the ramps and other filling area as far as civil engineering design permits. 	✓	✓
<ul style="list-style-type: none"> The contractor should formulate waste management measures on waste minimization, storage, handling and disposal in a Waste Management Plan as part of Environmental Management Plan. 	✓	✓
<ul style="list-style-type: none"> Adopt good site practice as follows: <ul style="list-style-type: none"> Provide training to workers on site cleanliness, waste management (waste reduction, reuse and recycle) and chemical handling procedures Provide sufficient waste collection points and regular removal Cover waste materials with tarpaulin or in enclosure during transportation Maintain drainage systems, sumps and oil interceptors Sort out chemical waste for proper handling and treatment onsite or offsite 	P	P
<ul style="list-style-type: none"> Adopt waste reduction measures as follows: <ul style="list-style-type: none"> Allocate area/containers for sorting, recovering and storing waste for reuse, recycle or disposal (e.g. demolition debris and excavated materials, general refuse like aluminium cans.) Remove waste from the Site for sorting once generated if no suitable space can be identified. Allocate area for proper storage of construction materials to prevent contamination Minimize wastage through careful planning and avoiding over-purchase of construction materials 	✓	✓
<ul style="list-style-type: none"> Store waste materials properly as follows: <ul style="list-style-type: none"> Avoid contamination by proper handling and storing waste Prevent erosion by covering waste Apply water spray on excavated materials Maintain and clean storage area regularly Sort and stockpile different materials at designated location to enhance reuse 	P	✓
<ul style="list-style-type: none"> Apply for relevant waste disposal permits in accordance with the Waste Disposal Ordinance (Cap. 354), Waste Disposal (Charges for Disposal of Construction Waste) Regulation (Cap. 345) and the Land (Miscellaneous Provisions) Ordinance (Cap. 28), Dumping at Sea Ordinance (Cap. 466). 	✓	✓
<ul style="list-style-type: none"> Hire licensed waste disposal contractors for waste collection and removal. Dispose waste at licensed waste disposal facilities. 	✓	✓
<ul style="list-style-type: none"> Implement trip-ticket system for recording the amount of waste generated, recycled and disposed, including chemical wastes 	✓	✓
<ul style="list-style-type: none"> Reduce water content in wet spoil generated from piling work by mixing with dry materials. Only dispose treated spoil with less than 25% dry density to Public Fill Reception Facilities 	✓	✓

<ul style="list-style-type: none"> Dispose dry waste or waste with less than 70% water content by weight to landfill 	✓	✓
<ul style="list-style-type: none"> Follow the Code of Practice on the Packaging, Labelling and Storage of Chemical Waste as follows: <ul style="list-style-type: none"> Store chemical wastes with suitable containers. Seal and maintain the container to avoid leakage or spillage during storage, handling and transport Label chemical waste containers in both English and Chinese with instructions in accordance to Schedule 2 of the Waste Disposal (Chemical Waste) (General) Regulation The container capacity should be smaller than 450 litres unless agreed by the EPD 	✓	✓
<ul style="list-style-type: none"> Comply with the requirement of the chemical storage area: <ul style="list-style-type: none"> Store only chemical waste and label clearly the chemical characters of the waste Have at least 3 sides enclosed and protected from rainfall with cover Provide sufficient ventilation Have impermeable floor and has bunds to contain 110% of the capacity of the largest container or 20% of the total volume of the stored waste in the area, whichever is larger Adequately spaced incompatible materials 	P	✓
<ul style="list-style-type: none"> Transfer used lubricants, waste oils and other chemicals to oil recycling companies, if possible, and empty oil drums for reuse or refill. No direct or indirect discharge is permitted 	✓	✓
<ul style="list-style-type: none"> Hire licensed chemical waste disposal contractors for waste collection and removal. Dispose chemical waste at the approved Chemical Waste Treatment Centre at Tsing Yi or other licensed facility 	✓	✓
<ul style="list-style-type: none"> Hire reputable waste collector to separately collect and dispose general refuse from other wastes. Cover the waste to prevent being blown away 	✓	✓
<ul style="list-style-type: none"> The hauling of C&D materials shall follow established environmental mitigation measures as stated in Practice Note for Registered Contractors No. 17 "Control of Environmental Nuisance from Construction Sites" issued by the Buildings Department 	✓	✓
<ul style="list-style-type: none"> Provide recycling bins for sorting out recyclables for collection by recycling companies. Non-recyclables should be removed to designated landfills every day by licensed collectors to prevent environmental and health nuisance. 	✓	✓
<ul style="list-style-type: none"> Organize training and reminders to site staff on waste minimization through avoidance and reduction, reusing and recycling 	✓	✓
<ul style="list-style-type: none"> Bentonite slurry which will not be reused shall be disposed of from the Site as soon as possible. Residual used dewatered bentonite slurry should be disposed to a public filling area and liquid bentonite slurry if mixed with inert fill material should be disposed to a public filling area. 	N/A	N/A
<ul style="list-style-type: none"> If chemical wastes were to be produced at the construction site, the Contractor would be required to register with the EPD as a Chemical Waste Producer, and to follow the guidelines stated in the Code of Practice on the Packaging, Labelling and Storage of Chemical Wastes. Good quality containers compatible with the chemical wastes should be used, and incompatible chemicals should be stored separately. Appropriate labels should be securely attached on each chemical waste container indicating the corresponding chemical characteristics of the waste such as explosive, flammable, oxidizing, irritant, toxic, harmful, corrosive, etc. The Contractor shall use a licensed collector to transport the chemical wastes. The licensed collector shall deliver the waste to the Chemical Waste Treatment Centre at Tsing Yi, or other licensed facility, in accordance with the Waste Disposal (Chemical Waste) (General) Regulation 	✓	✓
<ul style="list-style-type: none"> Carry out weekly site inspection to check the implementation status of the recommended waste management measures. 	✓	✓
<ul style="list-style-type: none"> The barging of C&DM for this Project shall use the existing Kai Tak Barging Facility (KTBF), or otherwise approved by the Director. 	N/A	N/A

Ecology – Recommended Mitigation Measures

Ecology Mitigation Measures during construction	Implementation Status	
	KTSP	H/O
<ul style="list-style-type: none"> Erection of hoarding, fencing or provision of clear demarcation of work zone 	✓	✓
<ul style="list-style-type: none"> Designate areas for placement of equipment, building materials and wastes away from drainage channels 	✓	✓

<ul style="list-style-type: none"> Carry out weekly site inspection to check the implementation status and the effectiveness of the proposed mitigation measures 	✓	✓
---	---	---

Landscape and Visual – Recommended Mitigation Measures

Landscape and Visual Mitigation Measures during construction	Implementation Status	
	KTSP	H/O
<ul style="list-style-type: none"> Construction Lighting Control <ul style="list-style-type: none"> All security floodlights for construction sites should be equipped with adjustable shields, frosted diffusers and reflective covers, and be controlled to minimize light pollution and night-time glare to the visual sensitive receivers (VSRs). 	✓	✓
<ul style="list-style-type: none"> Temporary Landscape Treatments <ul style="list-style-type: none"> Including vertical greening, pot planting and application of green roofing to site offices, Hydroseeding of site formation areas and short term greening of site boundaries and land not immediately developed. 	✓	N/A
<ul style="list-style-type: none"> Decoration of Hoarding <ul style="list-style-type: none"> Erection of screen hoardings should be designed appropriately to be compatible with the existing urban context, either brightly and imaginatively or with visually unobtrusive design and colours where more appropriate. 	✓	✓
<ul style="list-style-type: none"> All security floodlights for construction sites shall be equipped with adjustable shield, frosted diffusers and reflective covers, and be carefully controlled to minimize light pollution and night-time glare to nearby receivers 	✓	N/A
<ul style="list-style-type: none"> Site inspection should be undertaken once every two weeks. 	✓	✓
<ul style="list-style-type: none"> Compensatory Tree Planting <ul style="list-style-type: none"> A new parkland area is created in the project development to be used for the implementation of compensatory tree planting to offset the net loss of key landscape resources. It is recommended that 340 trees be planted in this regard and a compensatory tree planting proposal outlining the locations of tree compensation will be submitted separately in seeking relevant government department's approval in accordance with DEVB TC No.7/2015. 	✓	N/A

Other – Recommended Mitigation Measures

<ul style="list-style-type: none"> Relevant environmental permits/licences should be posted at all vehicle entrances/exits. 	P	✓
--	---	---

Legend:

- ✓ Implemented
- × Not implemented
- P Partially implemented
- N/A Not applicable

Appendix J. Statistics on Environmental Complaints, Notification of Summons and Successful Prosecutions

Table J.1: Statistics on Environmental Complaints, Notifications of Summons and Successful Prosecutions

Reporting Period	Complaints	Notifications of Summons	Successful Prosecutions
This reporting period (Oct to Dec 2023)	2	0	0
From commencement date of construction to end of reporting month	33	0	0

Appendix K. Calibration Certificate



SUB-CONTRACTING REPORT

CONTACT	: MR K.W. FAN	WORK ORDER	: HK2247804
CLIENT	: ENVIROTECH SERVICES CO.		
ADDRESS	: RM 712, 7/F, MY LOFT 9 HOI WING ROAD, TUEN MUN, N.T., HK	SUB-BATCH	: 1
		DATE RECEIVED	: 30-NOV-2022
		DATE OF ISSUE	: 9-DEC-2022
PROJECT	: ----	NO. OF SAMPLES	: 1
		CLIENT ORDER	: ----

General Comments

- Sample(s) was/ were submitted by client. Sample(s) arrived laboratory in ambient condition. The result(s) related only to the item(s) tested.
 - Sample information (Project name, Sample ID, Sampling date/time, etc.) is provided by client.
 - Result(s) of sample(s) is/are reported on as received basis, unless otherwise specified.
 - Calibration was subcontracted to and analysed by Action-United Environmental Services & Consulting.
-

Signatories

This document has been signed by those names that appear on this report and are the authorised signatories

Signatories

Position

Richard Fung

Managing Director

This report supersedes any previous report(s) with the same work order number.

All pages of this report have been checked and approved for release.

ALS Technichem (HK) Pty Ltd
Part of the **ALS Laboratory Group**

WORK ORDER : HK2247804
SUB-BATCH : 1
CLIENT : ENVIROTECH SERVICES CO.
PROJECT : ---



ALS Lab ID	Client's Sample ID	Sample Type	Sample Date	External Lab Report No.
HK2247804-001	S/N: 235780	Equipments	30-Nov-2022	S/N: 235780

Equipment Verification Report (TSP)

Equipment Calibrated:

Type: Laser Dust monitor
Manufacturer: Sibata LD – 3B
Serial No. 235780
Equipment Ref: NA
Job Order HK2247804

Standard Equipment:

Standard Equipment: Higher Volume Sampler (TSP)
Location & Location ID: AUES office (calibration room)
Equipment Ref: HVS 018
Last Calibration Date: 13 September 2022

Equipment Verification Results:

Verification Date: 6 December 2022

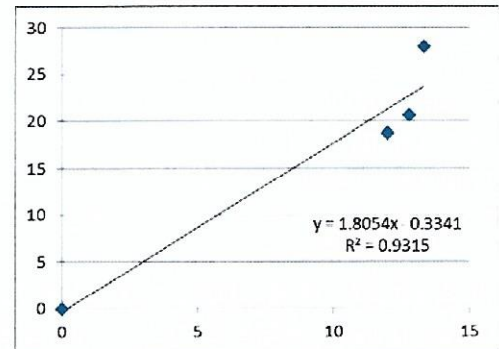
Hour	Time	Mean Temp °C	Mean Pressure (hPa)	Concentration in $\mu\text{g}/\text{m}^3$ (Standard Equipment)	Total Count (Calibrated Equipment)	Count/Minute (Total Count/min)
2hr01mins	09:37 ~ 11:38	17.1	1019.7	18.8	1451	12.0
2hr01mins	11:42 ~ 13:43	17.1	1019.7	20.7	1543	12.8
2hr01mins	13:48 ~ 15:49	17.1	1019.7	28.0	1605	13.3

Linear Regression of Y or X

Slope (K-factor): 1.8054 ($\mu\text{g}/\text{m}^3$)/CPM

Correlation Coefficient (R) 0.9651

Date of Issue 7 December 2022



Remarks:

1. **Strong** Correlation ($R > 0.8$)
2. Factor 1.8054 ($\mu\text{g}/\text{m}^3$)/CPM should be applied for TSP monitoring

*If $R < 0.5$, repair or re-verification is required for the equipment

Operator : Fai So Signature :  Date : 7 December 2022

QC Reviewer : Ben Tam Signature :  Date : 7 December 2022



ALS Laboratory Group

ANALYTICAL CHEMISTRY & TESTING SERVICES

SUB-CONTRACTING REPORT

CONTACT	: MR MAGNUM FAN	WORK ORDER	: HK2319585
CLIENT	: ENVIROTECH SERVICES CO.		
ADDRESS	: RM 712, 7/F, MY LOFT 9 HOI WING ROAD, TUEN MUN, N.T., HK	SUB-BATCH	: 1
		DATE RECEIVED	: 18-MAY-2023
		DATE OF ISSUE	: 24-MAY-2023
PROJECT	: ---	NO. OF SAMPLES	: 1
		CLIENT ORDER	: ---

General Comments

- No sample is received in this Work Order. The report presents non-laboratory testing data only.
 - Sample information (Project name, Sample ID, Sampling date/time, etc.) is provided by client.
 - Result(s) of sample(s) is/are reported on as received basis, unless otherwise specified.
-

Signatories

This document has been signed by those names that appear on this report and are the authorised signatories

Signatories

Position

Richard Fung

Managing Director

This report supersedes any previous report(s) with the same work order number.

All pages of this report have been checked and approved for release.

ALS Technichem (HK) Pty Ltd
Part of the **ALS Laboratory Group**

11/F, Chung Shun Knitting Centre 1 - 3 Wing Yip Street Kwai Chung N.T. Hong Kong
Tel. +852 2610 1044 Fax. +852 2610 2021 www.alsglobal.com

WORK ORDER : HK2319585
SUB-BATCH : 1
CLIENT : ENVIROTECH SERVICES CO.
PROJECT : ---



ALS Lab ID	Client's Sample ID	Sample Type	Sample Date	External Lab Report No.
HK2319585-001	Sibata (235786)	Equipments	04-May-2023	S/N: 235786



Equipment Verification Report (TSP)

Equipment Calibrated:

Type: Laser Dust Monitor
Manufacturer: Sibata LD-3B
Serial No.: 235786
Equipment Ref.: N/A
ALS Job Order: HK2317739

Standard Equipment

Standard Equipment: High Volume Sampler (TSP)
Location & Location ID: Envirotech Room (Calibration Room)
Equipment Ref.: HVS 8162
Last Calibration Date: 26-Apr-2023

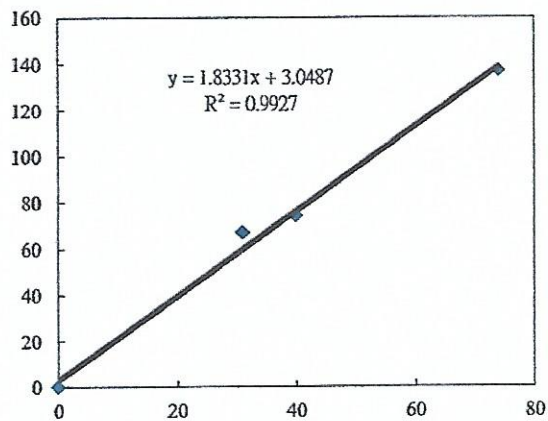
Equipment Verification Results:

Verification Date: 4, 5 & 6 May 2023

Hour	Time	Mean Temp °C	Mean Pressure (hpa)	Concentration in µg/m³ (Standard Equipment)	Total Count (Calibrated Equipment)	Count /Minute (Total Count/min)
1hr 00mins	0930-1030	24.2	1015.2	137	4431	74
1hr 00mins	1640-1740	28.5	1008.5	67	1870	31
1hr 00mins	1300-1400	29.2	1006.5	74	2410	40

Linear Regression of Y or X

Slope (K-factor): 1.8331(µg/m³)/CPM
Correlation Coefficient (R): 0.9963
Date of Issue: 12-May-2023



Remarks:

- 1. Strong Correlation (>0.8)
- 2. Factor 1.8331 (µg/m³)/CPM should be applied for TSP monitoring

*If R<0.5, repair or verification is required for the equipment

Operator: P.F.Yeung Signature Fai Date: 12 May 2023

QC Reviewer: K.F.Ho Signature Fat Date: 12 May 2023



SUB-CONTRACTING REPORT

CONTACT	: MR MAGNUM FAN	WORK ORDER	: HK2312358
CLIENT	: ENVIROTECH SERVICES CO.		
ADDRESS	: RM 712, 7/F, MY LOFT 9 HOI WING ROAD, TUEN MUN, N.T., HK	SUB-BATCH	: 1
		DATE RECEIVED	: 31-MAR-2023
		DATE OF ISSUE	: 11-APR-2023
PROJECT	: ---	NO. OF SAMPLES	: 1
		CLIENT ORDER	: ---

General Comments

- Sample(s) was/ were submitted by client. Sample(s) arrived laboratory in ambient condition. The result(s) related only to the item(s) tested.
 - Sample information (Project name, Sample ID, Sampling date/time, etc.) is provided by client.
 - Result(s) of sample(s) is/are reported on as received basis, unless otherwise specified.
 - Calibration was subcontracted to and analysed by Envirotech Services Company
-

Signatories

This document has been signed by those names that appear on this report and are the authorised signatories

Signatories

Position

Richard Fung

Managing Director

This report supersedes any previous report(s) with the same work order number.

All pages of this report have been checked and approved for release.

ALS Technichem (HK) Pty Ltd
Part of the **ALS Laboratory Group**

11/F, Chung Shun Knitting Centre 1 - 3 Wing Yip Street Kwai Chung N.T. Hong Kong
Tel. +852 2610 1044 Fax. +852 2610 2021 www.alsglobal.com

WORK ORDER : HK2312358
SUB-BATCH : 1
CLIENT : ENVIROTECH SERVICES CO.
PROJECT : ----



ALS Lab ID	Client's Sample ID	Sample Type	Sample Date	External Lab Report No.
HK2312358-001	Sibata (326285)	Equipments	18-Mar-2023	S/N: 326285



Equipment Verification Report (TSP)

Equipment Calibrated:

Type: Laser Dust Monitor
Manufacturer: Sibata LD-3B
Serial No.: 326285
Equipment Ref.: N/A
Job Order: HK2311344

Standard Equipment

Standard Equipment: High Volume Sampler (TSP)
Location & Location ID: Envirotech Room (Calibration Room)
Equipment Ref.: HVS 8162
Last Calibration Date: 28-Feb-2023

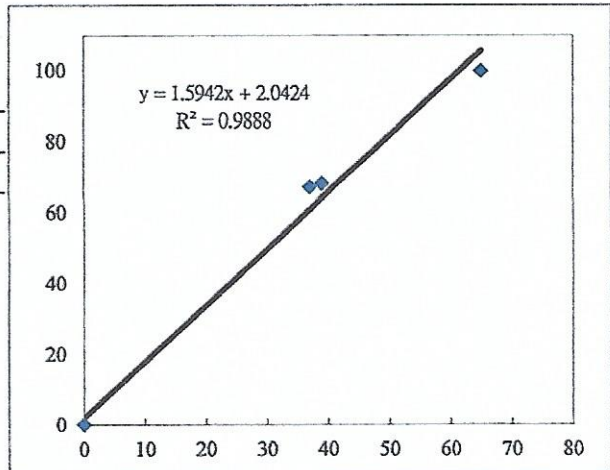
Equipment Verification Results:

Verification Date: 17 & 18 March 2023

Hour	Time	Mean Temp °C	Mean Pressure (hpa)	Concentration in µg/m³ (Standard Equipment)	Total Count (Calibrated Equipment)	Count /Minute (Total Count/min)
1hr 00mins	1410-1510	24.2	1018.2	100	3910	65
1hr 00mins	0810-0910	22.2	1021.5	67	2218	37
1hr 00mins	1510-1610	25.0	1022.4	68	2350	39

Linear Regression of Y or X

Slope (K-factor): 1.5942(µg/m³)/CPM
Correlation Coefficient (R): 0.9944
Date of Issue: 29-Mar-2023



Remarks:

- 1. Strong Correlation (>0.8)
- 2. Factor 1.5942 (µg/m³)/CPM should be applied for TSP monitoring

*If R<0.5, repair or verification is required for the equipment

Operator: P.F.Yeung Signature *Fai* Date: 29 March 2023

QC Reviewer: K.F.Ho Signature *Fat* Date: 29 March 2023



SUB-CONTRACTING REPORT

CONTACT	: MR MAGNUM FAN	WORK ORDER	: HK2321489
CLIENT	: ENVIROTECH SERVICES CO.		
ADDRESS	: RM 712, 7/F, MY LOFT 9 HOI WING ROAD, TUEN MUN, N.T., HK	SUB-BATCH	: 1
		DATE RECEIVED	: 2-JUN-2023
		DATE OF ISSUE	: 8-JUN-2023
PROJECT	: —	NO. OF SAMPLES	: 1
		CLIENT ORDER	: —

General Comments

- No sample is received in this Work Order. The report presents non-laboratory testing data only.
 - Sample information (Project name, Sample ID, Sampling date/time, etc.) is provided by client.
 - Result(s) of sample(s) is/are reported on as received basis, unless otherwise specified. The result(s) is/are related only to the item(s) tested.
 - Calibration was subcontracted to Envirotech Services Company.
-

Signatories

This document has been signed by those names that appear on this report and are the authorised signatories

Signatories

Position

Richard Fung

Managing Director

This report supersedes any previous report(s) with the same work order number.

All pages of this report have been checked and approved for release.

ALS Technichem (HK) Pty Ltd
Part of the **ALS Laboratory Group**

11/F, Chung Shun Knitting Centre 1 - 3 Wing Yip Street Kwai Chung N.T. Hong Kong
Tel. +852 2610 1044 Fax. +852 2610 2021 www.alsglobal.com

WORK ORDER : HK2321489
SUB-BATCH : 1
CLIENT : ENVIROTECH SERVICES CO.
PROJECT : —



ALS Lab ID	Client's Sample ID	Sample Type	Sample Date	External Lab Report No.
HK2321489-001	SIBATA (456668)	Equipments	25-May-2023	S/N: 456668



Equipment Verification Report (TSP)

Equipment Calibrated:

Type: Laser Dust Monitor
Manufacturer: Sibata LD-3B
Serial No.: 456668
Equipment Ref.: N/A
ALS Job Order: HK2320686

Standard Equipment

Standard Equipment: High Volume Sampler (TSP)
Location & Location ID: Envirotech Room (Calibration Room)
Equipment Ref.: HVS 8162
Last Calibration Date: 26-Apr-2023

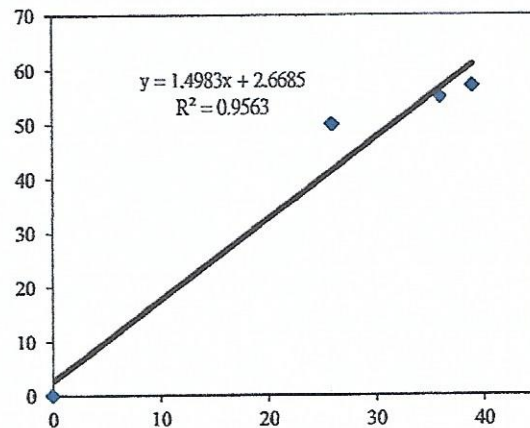
Equipment Verification Results:

Verification Date: 25, 26 & 27 May 2023

Hour	Time	Mean Temp °C	Mean Pressure (hpa)	Concentration in µg/m ³ (Standard Equipment)	Total Count (Calibrated Equipment)	Count /Minute (Total Count/min)
1hr 00mins	1620-1720	27.5	1011.2	57	2334	39
1hr 00mins	1030-1130	28.5	1013.6	55	2165	36
1hr 00mins	0915-1015	28.8	1011.1	50	1537	26

Linear Regression of Y or X

Slope (K-factor): 1.4983(µg/m³)/CPM
Correlation Coefficient (R): 0.9779
Date of Issue: 1-Jun-2023



Remarks:

- 1. Strong Correlation (>0.8)
- 2. Factor 1.4983 (µg/m³)/CPM should be applied for TSP monitoring

*If R<0.5, repair or verification is required for the equipment

Operator: P.F.Yeung Signature Fai Date: 01 June 2023

QC Reviewer: K.F.Ho Signature Fat Date: 01 June 2023



輝創工程有限公司

Sun Creation Engineering Limited

Calibration & Testing Laboratory

Certificate of Calibration 校正證書

Certificate No. : C230386

證書編號

ITEM TESTED / 送檢項目 (Job No. / 序引編號 : IC23-0164)

Date of Receipt / 收件日期 : 27 January 2023

Description / 儀器名稱 : Precision Acoustic Calibrator

Manufacturer / 製造商 : LARSON DAVIS

Model No. / 型號 : CAL200

Serial No. / 編號 : 10227

Supplied By / 委託者 : Envirotech Services Co.

Room 712, 7/F, My Loft, 9 Hoi Wing Road, Tuen Mun,
New Territories, Hong Kong

TEST CONDITIONS / 測試條件

Temperature / 溫度 : $(23 \pm 2)^{\circ}\text{C}$

Relative Humidity / 相對濕度 : $(50 \pm 25)\%$

Line Voltage / 電壓 : ---

TEST SPECIFICATIONS / 測試規範

Calibration check

DATE OF TEST / 測試日期 : 28 January 2023

TEST RESULTS / 測試結果

The results apply to the particular unit-under-test only.

The results are detailed in the subsequent page(s).


The test equipment used for calibration are traceable to National Standards via :

- The Government of The Hong Kong Special Administrative Region Standard & Calibration Laboratory
- Agilent Technologies / Keysight Technologies
- Fluke Everett Service Center, USA

Tested By

測試

:


H T Wong
Assistant Engineer

Certified By

核證

:


K C Lee
Engineer

Date of Issue

簽發日期

:

30 January 2023

The test equipment used for calibration is traceable to the National Standards as specified in this certificate. This certificate shall not be reproduced except in full, without the prior written approval of this laboratory.

本證書所載校正用之測試器材均可溯源至國際標準。局部複印本證書需先獲本實驗室書面批准。

Sun Creation Engineering Limited - Calibration & Testing Laboratory

c/o 4/F, 1 Hing On Lane, Tuen Mun, New Territories, Hong Kong

輝創工程有限公司 - 校正及檢測實驗室

c/o 香港新界屯門興安里一號四樓

Tel/電話: (852) 2927 2606

Fax/傳真: (852) 2744 8986

E-mail/電郵: callab@suncreation.com

Website/網址: www.suncreation.com

Certificate of Calibration

校正證書

Certificate No. : C230386

證書編號

- The unit-under-test (UUT) was allowed to stabilize in the laboratory for over 12 hours before the commencement of the test.
- The results presented are the mean of 3 measurements at each calibration point.
- Test equipment :

<u>Equipment ID</u>	<u>Description</u>	<u>Certificate No.</u>
CL130	Universal Counter	C223647
CL281	Multifunction Acoustic Calibrator	AV210017
TST150A	Measuring Amplifier	C221750

- Test procedure : MA100N.

- Results :

5.1 Sound Level Accuracy

UUT Nominal Value	Measured Value (dB)	Uncertainty of Measured Value (dB)
94 dB, 1 kHz	93.9	± 0.2
114 dB, 1 kHz	113.9	

5.2 Frequency Accuracy

UUT Nominal Value (kHz)	Measured Value (kHz)	Uncertainty of Measured Value (Hz)
1	1.000	± 1

Remark : The uncertainties are for a confidence probability of not less than 95 %.

Note :

Only the original copy or the laboratory's certified true copy is valid.

The values given in this Certificate only relate to the values measured at the time of the test and any uncertainties quoted will not include allowance for the equipment long term drift, variations with environment changes, vibration and shock during transportation, overloading, mis-handling, or the capability of any other laboratory to repeat the measurement. Sun Creation Engineering Limited shall not be liable for any loss or damage resulting from the use of the equipment.



Certificate of Calibration

for

Description: *Sound Level Meter*
Manufacturer: *RION*
Type No.: *NL-52 (Serial No.: 00131627)*
Microphone: *UC-59 (Serial No.: 04870)*
Preamplifier: *NH-25 (Serial No.: 10403)*

Submitted by:

Customer: *Envirotech Services Co.*
Address: *Rm.113, 1/F., My Loft, 9 Hoi Wing Road,
Tuen Mun, Hong Kong*

Upon receipt for calibration, the instrument was found to be:

- Within (31.5Hz – 8kHz)**
- Outside**

the allowable tolerance.

The test equipment used for calibration are traceable to National Standards via:

- The Government of The Hong Kong Special Administrative Region Standard & Calibration Laboratory

Date of receipt: 07 June 2023

Date of calibration: 08 June 2023

Date of NEXT calibration: 07 June 2024

Calibrated by: _____
Calibration Technician

Certified by: _____
Mr. Ng Yan Wa
Laboratory Manager

Date of issue: 08 June 2023

Certificate No.: APJ23-029-CC001



1. Calibration Precaution:

- The unit-under-test (UUT) was allowed to stabilize in the laboratory for over 24 hours, and switched on to warm up for over 10 minutes before the commencement of the test.
- The results presented are the mean of 3 measurements at each calibration point.

2. Calibration Conditions:

Air Temperature: 22.5 °C
 Air Pressure: 1006 hPa
 Relative Humidity: 64.5 %

3. Calibration Equipment:

	Type	Serial No.	Calibration Report Number	Traceable to
Multifunction Calibrator	B&K 4226	2288467	AV220061	HOKLAS

4. Calibration Results

Sound Pressure Level

Reference Sound Pressure Level

Setting of Unit-under-test (UUT)				Applied value		UUT Reading, dB	IEC 61672 Class 1 Specification, dB
Range, dB	Freq. Weighting	Time Weighting	Level, dB	Frequency, Hz			
30-130	dBA SPL	Fast	94	1000	94.0	±0.4	

Linearity

Setting of Unit-under-test (UUT)				Applied value		UUT Reading, dB	IEC 61672 Class 1 Specification, dB
Range, dB	Freq. Weighting	Time Weighting	Level, dB	Frequency, Hz			
30-130	dBA SPL	Fast	94	1000	94.0	Ref	
			104		104.0	±0.3	
			114		114.0	±0.3	

Time Weighting

Setting of Unit-under-test (UUT)				Applied value		UUT Reading, dB	IEC 61672 Class 1 Specification, dB
Range, dB	Freq. Weighting	Time Weighting	Level, dB	Frequency, Hz			
30-130	dBA SPL	Fast	94	1000	94.0	Ref	
		Slow			94.0	±0.3	

Certificate No.: APJ23-029-CC001



Page 2 of 4

Frequency Response

Linear Response

Setting of Unit-under-test (UUT)			Applied value		UUT Reading, dB	IEC 61672 Class 1 Specification, dB	
Range, dB	Freq. Weighting	Time Weighting	Level, dB	Frequency, Hz			
30-130	dB	SPL	94	Fast	31.5	93.9	±2.0
					63	93.9	±1.5
					125	94.0	±1.5
					250	94.0	±1.4
					500	94.0	±1.4
					1000	94.0	Ref.
					2000	93.9	±1.6
					4000	94.0	±1.6
					8000	92.2	+2.1; -3.1

A-weighting

Setting of Unit-under-test (UUT)			Applied value		UUT Reading, dB	IEC 61672 Class 1 Specification, dB	
Range, dB	Freq. Weighting	Time Weighting	Level, dB	Frequency, Hz			
30-130	dBA	SPL	94	Fast	31.5	54.4	-39.4±2.0
					63	67.7	-26.2±1.5
					125	77.9	-16.1±1.5
					250	85.3	-8.6±1.4
					500	90.7	-3.2±1.4
					1000	94.0	Ref
					2000	95.1	+1.2±1.6
					4000	95.0	+1.0±1.6
					8000	91.2	-1.1+2.1; -3.1

C-weighting

Setting of Unit-under-test (UUT)			Applied value		UUT Reading, dB	IEC 61672 Class 1 Specification, dB	
Range, dB	Freq. Weighting	Time Weighting	Level, dB	Frequency, Hz			
30-130	dBC	SPL	94	Fast	31.5	90.8	-3.0±2.0
					63	93.1	-0.8±1.5
					125	93.8	-0.2±1.5
					250	93.9	-0.0±1.4
					500	94.0	-0.0±1.4
					1000	94.0	Ref
					2000	93.7	-0.2±1.6
					4000	93.2	-0.8±1.6
					8000	89.3	-3.0+2.1; -3.1

Certificate No.: APJ23-029-CC001



Page 3 of 4

5. Calibration Results Applied

The results apply to the particular unit-under-test only. All calibration points are within manufacture's specification as IEC 61672 Class 1.

Uncertainties of Applied Value:

94 dB	31.5 Hz	± 0.05
	63 Hz	± 0.05
	125 Hz	± 0.05
	250 Hz	± 0.05
	500 Hz	± 0.05
	1000 Hz	± 0.05
	2000 Hz	± 0.05
	4000 Hz	± 0.05
	8000 Hz	± 0.10
104 dB	1000 Hz	± 0.05
114 dB	1000 Hz	± 0.05

The uncertainties are evaluated for a 95% confidence level.

Note:

The values given in this certification only related to the values measured at the time of the calibration and any uncertainties quoted will not allow for the equipment long-term drift, variations with environmental changes, vibration and shock during transportation, overloading, mis-handling, or the capability of any other laboratory to repeat the calibration. (A+A)*L shall not be liable for any loss or damage resulting from the use of the equipment.

Appendix L. Complaint Investigation Report

Complaint Investigation Report

RECEIPT OF COMPLAINT		Ref: COM_0032
Date:	2 November 2023	
Time:	17:44	
From:	Public complaint referred by EPD	
Via:	email by contractor representative	
Contact no.:	-	
COMPLAINANT		
Name:	-	Address: -
Contact no.:	-	
DETAILS OF COMPLAINT		
Date:	26 October 2023 (date of complaint letter)	
Time:	-	
Parameter:*	Dust Noise Water Other (specify):	
Description:	<p>- Complaint of noise nuisance from the Construction site of The Kai Tak Sports Park at Kai Tak Development Area, Kowloon.</p> <p>- Please ensure the work fulfill the relevant environmental legislations and their subsidiary regulations.</p>	
INVESTIGATION RESULT & RESPONSE		
ET, IEC and SOR notified on:	2 November 2023	
Investigation conducted on:	3 November 2023	
Result of investigation:	<p>Complaint investigation was carried out with the contractor at site area near Muk Tai Street on 3 November 2023, the results of investigation were summarized as following:</p> <p>According to the contractor information, there was no night time work at site area near Muk Tai Street during the complaint period. All construction works carried out on site have been strictly followed the Construction Noise Permit requirement. The CNP for the construction works at northern site (site area closest to the Muk Tai Street) effective in October 2023 is attached for information. (Photos 5a and 5b).</p> <p>ET and contractor carried out site inspections at Kai Tak Sports Park on 3 November 2023. (Photo 1) Noise mitigation measures recommended in EIA's Environmental Mitigation Implementation Schedule were generally implemented during the time of inspection.</p> <p>Further enhancement had been carried out to prevent possible environmental nuisance included:</p> <ol style="list-style-type: none"> 1. Subcontractors had been reminded to switch off all powered mechanical equipment every day after finish working during subcontractor meetings. (Photo 2) 2. The latest Construction Noise Permit has been provided to subcontractor for their perusal. (Photo 3) 3. Technician night shift team will patrol the north site area every day to ensure all unnecessary construction equipment are off. (Photo 4a, 4b and 4c) <p>In conclusion, construction noise mitigation measures at the Kai Tak Sports Park have been implemented and maintained. All construction works carried out have been fulfilling the relevant environmental legislations and their subsidiary regulations during the concerned period.</p>	

RECOMMENDATIONS / MITIGATION MEASURES / ACTIONS

Environmental mitigation measures have been maintained as follow:

1. All subcontractors had been reminded to switch off all powered mechanical equipment every day after finish working during subcontractor meetings. (Photo 2).
2. The latest Construction Noise Permit has been provided to subcontractor for their perusal. (Photo 3).
3. Technician night shift team will patrol the north site area every day to ensure all unnecessary construction equipment are off. (Photo 4a, 4b and 4c)
4. Implementation of construction noise mitigation measures recommended in EIA's Environmental Mitigation Implementation Schedule.

Prepared by: Sunny Chan Title: Environmental Team Leader

Signature:  Date: 8 November 2023

Attachment:

1. Photo Records of Environmental Measure Implemented

Photo Record:



Photo 1: Photo of site inspection on 3 November 2023. (site area close to the Muk Tak Street)

Environmental Measure Implemented:



Photo 2: All subcontractors had been reminded to switch off all powered mechanical equipment every day after finish working during subcontractor meetings.



備忘錄

致：各分判商 日期：24/10/2023

由：鍾偉克 工程編號：KT201901

地盤：啟德體育園項目 檔案編號：S28271/KT201901-Y03/WKC/SYY

有關北區建築噪音許可證更新事宜

環境保護署已於 2023 年 10 月 16 日更新北區建築噪音許可證，並於 2023 年 10 月 30 日晚 7 時正起生效，有效至 2024 年 01 月 29 日晚上 12 時正。現特意提醒 貴司必須嚴格遵守有關要求，尤其注意必須遵守機動設備之組合以及許可建築工程所包括之範圍。環境保護署表示為進一步降低建築工程對啟德區居民造成滋擾，是次更新之北區建築噪音許可證規限使用機動設備之時間將會作出以下變動：

1. 按建築噪音許可證之要求，在公眾假日(包括星期日)時，認可之機動設備起動時間將會改由早上 9 點開始至晚上 11 點。
2. 公眾假日以外的日子，認可之機動設備起動時間維持不變(即由下午 7 點至晚上 11 點)。

我可以隨本函附上最新建築噪音許可證以供參考，請 貴司務必了解許可證之要求，並提醒所有工地人員切實遵守《噪音管制條例》，並確保進行的工序、所使用機動設備類形、數量及其使用位置符合建築噪音許可證內的條款。根據分判合約，在分判合約有效期間，政府所修定之新法例及分判合約所遺漏並已實行之法例，分判商亦須一律遵守。如有違反相關條例而導致總承建商遭受檢控或導致任何損失，一切費用及罰款將由分判商承擔。如我司發現貴司有違規情況，將不作另外警告而嚴懲不貸，敬希注意。

協興工程有限公司

鍾偉克
助理合約經理

附件：北區建築噪音許可證 (GW-RE1253-23)

Photo 3: The latest Construction Noise Permit has been provided to subcontractor for their perusal.






Photo 4a, 4b and 4c: Technician night shift team will patrol the north site area every day to ensure all unnecessary construction equipment are off.

FORM 3
NOISE CONTROL ORDINANCE
(Chapter 400)
SECTION 8(9)

[reg.5(a)]

**CONSTRUCTION NOISE PERMIT FOR THE USE OF POWERED
MECHANICAL EQUIPMENT FOR THE PURPOSE OF CARRYING OUT
CONSTRUCTION WORK OTHER THAN PERCUSSIVE PILING AND/OR
THE CARRYING OUT OF PRESCRIBED CONSTRUCTION WORK**

CONSTRUCTION NOISE PERMIT NO. GW-RE0782-23

To: HIP HING ENGINEERING COMPANY LIMITED

This construction noise permit is issued in accordance with section 8 of the Noise Control Ordinance. Permission is granted for the use of powered mechanical equipment for the purpose of carrying out construction work other than percussive piling and/or the carrying out of prescribed construction work, subject to the conditions set out below. The carrying out of construction work otherwise than in accordance with the conditions may result in the permit being cancelled and in a prosecution for an offence.

CONDITIONS

1. Construction site where the powered mechanical equipment and/or prescribed construction work may be employed:

Full address: Construction site of Kai Tak Sports Park (North), Kai Tak, Kowloon.

Lot No.: ---

The site boundary, that is, the boundary of the area within which the powered mechanical equipment may be used and the prescribed construction work may be carried out is delineated on the attached plan which forms part of this construction noise permit.

2. * PART/WHOLE of the site falls * WITHIN/OUTSIDE a designated area.

3. Powered Mechanical Equipment

a. Items of powered mechanical equipment which may be used inside the site boundary:

<i>Identification code of item of powered mechanical equipment (if applicable)</i>	<i>Description of item of powered mechanical equipment</i>	<i>No. of units</i>
	Refer to attached sheet	

b. Validity of the construction noise permit for the use of the powered mechanical equipment:

Date and time of commencement: 30 July 2023 at 0000 hours

Days and hours: 0000-2400 hours on general holiday (including Sunday), 0000-0700 hours and 1900-2400 hours on any day not being a general holiday [but note condition 3.d.1. below for the operating hours within which the use of the above listed powered mechanical equipment is allowed].

This part of the permit expires on: 29 October 2023 at 2400 hours

c. One photograph, endorsed by the Authority, of each item of powered mechanical equipment described in this construction noise permit is required to be kept on the construction site and made available for inspection by the Authority.

d. Other conditions imposed on the use of the powered mechanical equipment:

Refer to attached sheet.



Photo 5a and 5b: Record of Construction Noise Permit - GW-RE0782-23.

Complaint Investigation Report

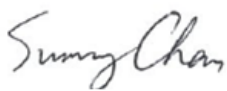
RECEIPT OF COMPLAINT		Ref: COM_0033	
Date:	30 November 2023		
Time:	14:57		
From:	Public complaint referred by CSTB		
Via:	email by CSTB representative		
Contact no.:	-		
COMPLAINANT			
Name:	-	Address:	-
Contact no.:	-		
DETAILS OF COMPLAINT			
Date:	N/A		
Time:	-		
Parameter:*	Dust	Noise	Water Other (specify):
Description:	<p>-Complaint of noise nuisance from Kai Tak Sports Park demolition work between 7:00 am.and 7:00 p.m. - Please ensure the work fulfill the relevant environmental legislations and their subsidiary regulations.</p>		
INVESTIGATION RESULT & RESPONSE			
ET, IEC and SOR notified on:	30 November 2023		
Investigation conducted on:	1 December 2023		
Result of investigation:	<p>Complaint investigation was carried out with the contractor at site area near Muk Tai Street on 1 December 2023, the results of investigation were summarized as following:</p> <p>According to the information from contractor, the demolition work of temporary site office conducted at Kai Tak Sports Park near Muk Tai Street was nearly completed. All construction works carried out on site have been strictly following the relevant environmental legislation requirement.</p> <p>ET and contractor carried out regular site inspections at Kai Tak Sports Park on 1 December 2023. (Photo 1a and 1b) Noise mitigation measures recommended in EIA’s Environmental Mitigation Implementation Schedule were generally implemented during the time of inspection. The complaint has been replied by CSTB on 11 December 2023.</p> <p>Regular mitigation measure had been implemented to prevent possible environmental nuisance included:</p> <ol style="list-style-type: none"> 1. Regular site inspection to ensure all construction work comply with environmental legislation requirement. 2. Regular noise monitoring implemented near Kai Tak Sport Park site area throughout demolition work to ensure compliance of relevant environmental regulation. (Photo 2a and 2b) <p>In conclusion, construction noise mitigation measures at the Kai Tak Sports Park have been implemented and maintained. All construction works carried out have been fulfilling the relevant environmental legislations and their subsidiary regulations during the concerned period.</p>		

RECOMMENDATIONS / MITIGATION MEASURES / ACTIONS

Environmental mitigation measures have been maintained as follow:

1. Regular site inspection to ensure all construction work comply with environmental legislation requirement.
2. Regular noise monitoring implemented near Kai Tak Sport Park site area throughout demolition work to ensure compliance of relevant environmental regulation. (Photo 2a and 2b)
3. Implementation of construction noise mitigation measures recommended in EIA’s Environmental Mitigation Implementation Schedule.

Prepared by: Sunny Chan Title: Environmental Team Leader

Signature:  Date: 28 December 2023

Attachment:

1. Photo Records of Environmental Measure Implemented

Photo Record:




Photo 1a and 1b: Regular site inspection with contractor on 1 December 2023.

Environmental Measure Implemented:




Photo 2a and 2b: Regular noise monitoring implemented near Kai Tak Sport Park site area throughout demolition work to ensure compliance of relevant environmental regulation.