

MTR Corporation Limited

Tung Chung Line Extension

Monthly EM&A Report No.5
(for October 2023)

(Condition 3.4 of EP-614/2022)

Verified by: _____ Adi Lee  _____

Position: Independent Environmental Checker


Date: _____ 14 November 2023 _____

MTR Corporation Limited

Tung Chung Line Extension

Monthly EM&A Report No.5
(for October 2023)

(Condition 3.4 of EP-614/2022)

Certified by: _____ Edan Li  _____

Position: _____ Environmental Team Leader _____

Date: _____ 14 November 2023 _____

MTR Corporation Limited

Tung Chung Line Extension

Monthly EM&A Report No. 5

[for October 2023]

Table of Contents

	Page
1 INTRODUCTION.....	2
1.1 Background	2
1.2 Project Programme	2
1.3 Purpose of the Report.....	2
2 ENVIRONMENTAL MONITORING AND AUDIT	3
2.1 EM&A Results	3
3 IMPLEMENTATION STATUS ON THE ENVIRONMENTAL PROTECTION REQUIREMENTS	6

List of Tables

Table 1.1	Summary of Awarded Works Contracts
Table 2.1	Summary of Major Construction Activities in the Reporting Period
Table 2.2	Summary of 1-Hour TSP Monitoring Results in the Reporting Period
Table 2.3	Summary of Construction Noise Monitoring Results in the Reporting Period
Table 2.4	Log for Environmental Complaints, Notification of Summons and Successful Prosecutions for the Reporting Month
Table 3.1	Summary of EP Submissions Status

List of Appendices

Appendix A	Monthly EM&A Report for October 2023 – Contract 1201 Tung Chung West Station and Tunnels
Appendix B	Monthly EM&A Report for October 2023 – Contract 1202 Tung Chung East Station and Associated Enabling Works for Track Diversions

1 INTRODUCTION

1.1 Background

- 1.1.1 The Railway Development Strategy 2014 (RDS-2014) announced by the Government of the Hong Kong Special Administrative Region included the conceptual scheme of Tung Chung West (TCW) Extension and a possible Tung Chung East (TCE) Station.
- 1.1.2 This new railway system has been included in the approved Schedule 3 Environmental Impact Assessment (EIA) for Tung Chung New Town Extension (TCNTE), which has included the new stations at TCE area and TCW area and the associated trackwork and tunnel. However, a separate Schedule 2 EIA study for this railway system is conducted to address the associated environmental impacts, taking into account of the latest design.
- 1.1.3 The EIA Report for Tung Chung Line Extension (the Project) was approved on 12 July 2022 (Register No. AEIAR-235/2022). The Environmental Permet (EP) No. EP-614/2022 was then issued on 9 August 2022.

1.2 Project Programme

- 1.2.1 Two construction Works Contracts of the Project have been awarded since May 2023. The construction of the Project commenced in June 2023 and is expected to complete in 2029. **Table 1.1** summarises the information of the awarded Works Contracts.

Table 1.1 Summary of Awarded Works Contracts

Works Contract	Description	Construction Start Date	Contractor	Environmental Team
1201	Tung Chung West Station and Tunnels	June 2023	Bouygues – Dragages (1201) JV	AECOM Asia Co. Ltd.
1202	Tung Chung East Station and Associated Enabling Works for Track Diversions	July 2023	Paul Y. – CRCC (TUE1202) JV	Acuity Sustainability Consulting Limited

1.3 Purpose of the Report

- 1.3.1 The Environmental Monitoring and Audit (EM&A) programme for the Project commenced in June 2023. This is the fifth EM&A Report for the Project which summarises the EM&A works undertaken by the respective Contractor's ET during the period from 1 to 31 October 2023.

2 ENVIRONMENTAL MONITORING AND AUDIT

2.1 EM&A Results

2.1.1 The EM&A Report for Works Contracts 1201 and 1202 prepared by the Contractor's ET are provided in **Appendix A** and **Appendix B**. The EM&A Report provides details of the project information, EM&A requirements, impact monitoring and audit results for the Contracts.

2.1.2 A summary of the major construction activities undertaken by the Contractor of Works Contract during the reporting period are presented in **Table 2.1**.

Table 2.1 Summary of Major Construction Activities in the Reporting Period

Works Contract	Site	Construction Activities
1201	Tung Chung West (TCW) Area	<ul style="list-style-type: none"> • Footbridge ramp demolition • Site clearance and tree felling • Hoarding installation • Predrilling • Site entrance • Storm drainage and sewerage diversion and installation • Underground Utilities investigation • Concrete paving • Amenities building foundation
	Tung Chung Cresecent (TCC) and Tung Chung Ancillary Building (TCA) Areas	<ul style="list-style-type: none"> • Site drainage • Ground investigation and predrilling • Planter removal • Hoarding installation • Pre-treatment • Covered Walkway • Tree Felling and Transplantation
	Barging Facility Area	--
1202	Tung Chung East (TCE) Area	<ul style="list-style-type: none"> • Piling works in TCE • Plate load test for retaining wall • Underground utilities installation for site office and preparation work for footing construction • Predrilling works in IE • Noise barrier removal • Construct gate entrance
	Area 138	--

2.1.3 During the reporting month, impact monitoring for air quality and construction noise were conducted in accordance with the EM&A Manual. No exceedances of the Action / Limit Level of 1-hour TSP and Limit level of construction noise due to the Project construction were recorded. Six noise related complaints were received which triggered the Action Level for construction noise. Results of air quality and construction noise are summarised in **Tables 2.2** and **2.3** respectively. Details of the monitoring requirements, locations, equipment and methodology are presented in the EM&A Report (**Appendix A** and **Appendix B**).

Table 2.2 Summary of 1-Hour TSP Monitoring Results in the Reporting Period

Monitoring Station ID	Location	TSP Concentration ($\mu\text{g}/\text{m}^3$)	Action Level ($\mu\text{g}/\text{m}^3$)	Limit Level ($\mu\text{g}/\text{m}^3$)	Exceedance due to the Project Construction (Yes/No)
Works Contract 1201					
DM-2	Sheraton Hong Kong Tung Chung Hotel Shopping Mall	N/A ⁽¹⁾	326	500	No

Monitoring Station ID	Location	TSP Concentration ($\mu\text{g}/\text{m}^3$)	Action Level ($\mu\text{g}/\text{m}^3$)	Limit Level ($\mu\text{g}/\text{m}^3$)	Exceedance due to the Project Construction (Yes/No)
DM-3	Shops at Tung Chung Crescent	8.7 – 154.3	327	500	No
DM-4	Yat Tung Shopping Centre	7.7 – 188.0	312	500	No
DM-5b ⁽²⁾	Ma Wan Chung Village	6.4 – 121.8	333	500	No
Works Contract 1202					
DM-1b ⁽³⁾	G/F of Ying Yuet House	29.3 – 241.5	327	500	No
DM-1a	TCNTE East - Planned Commercial Development (COM-1/Area 57)	N/A ⁽⁴⁾	342	500	No

Note:

- (1) Impact monitoring to be carried out during the construction period of corresponding activity
- (2) Alternative monitoring location to DM-5 Ma Wan Chung Village in the approved EM&A Manual
- (3) Alternative monitoring location to DM-1 Rosita Yuen Kindergarten in the approved EM&A Manual
- (4) Impact monitoring to be carried out upon the commencement of operation and during the construction period of the corresponding activity

Table 2.3 Summary of Construction Noise Monitoring Results in the Reporting Period

Monitoring Station ID	Location	Noise Level ($L_{Aeq,30mins}$, dB(A))	Limit Level (dB(A))	Exceedance due to the Project Construction (Yes/No)
Works Contract 1201				
NM2	Block 9 of Tung Chung Crescent	Below baseline level	75	No
NM3a ⁽²⁾	2/F rooftop of Yat Tung Shopping Centre	64.7 – 67.5	75	No
Works Contract 1202				
NM1	Ying Tung Estate	58.6 – 65.8	75	No
NM4	Tung Chung Area 113	N/A ⁽¹⁾	75	No
NM6	Tung Chung Area 100	N/A ⁽¹⁾	75	No

Note:

- (1) Impact monitoring to be carried out upon the intake of the population and during the construction period of the corresponding activity
- (2) Alternative monitoring location to NM3 Yat Tung Estate in approved EM&A Manual

- 2.1.4 Six environmental complaints were recorded in the reporting period. No notification of summons and successful prosecutions were recorded in the reporting period. Log for environmental complaints, notification of summons and successful prosecutions is provided in **Table 2.4**.

Table 2.4 Log for Environmental Complaints, Notification of Summons and Successful Prosecutions for the Reporting Month

Works Contract	Environmental Complaints	Notification of Summons	Successful Prosecutions
1201	6	0	0
1202	0	0	0

- 2.1.5 Regular site inspections were conducted by the Contractor's ET on a weekly basis to check the implementation of environmental pollution control and mitigation measures for the Project. No non-conformance was identified in the reporting period.

3 IMPLEMENTATION STATUS ON THE ENVIRONMENTAL PROTECTION REQUIREMENTS

3.1.1 The respective Contractors have implemented all mitigation measures and requirements as stated in the EIA Report, EM&A Manual and EP (EP-614/2022). The status of required submissions under the EP as of the reporting period are summarised in **Table 3.1**.

Table 3.1 Summary of EP Submissions Status

EP Condition (EP-614/2022)	Submission	Submission date
Condition 1.12	Notification of Commencement Date of Construction	9 Mar 2023 9 May 2023 (update)
Condition 1.14	Notification of Commencement Date of Operation	No later than 1 month prior to the commencement of operation
Condition 2.9	Notification of Setup of Community Liaison Group	21 Mar 2023
Condition 2.10	Construction Works Phasing Schedule	14 Apr 2023
Condition 2.11	EP Submission Schedule	14 Apr 2023
Condition 2.12	Management Organization	28 Apr 2023 18 Sep 2023 (update)
Condition 2.13	Construction Noise Management Plan (CNMP) <ul style="list-style-type: none"> • Works Contract No. 1201 • Works Contract No. 1202 	10 Mar 2023 31 May 2023 (approval) 28 Sep 2023 (approval) 30 Oct 2023 (approval) 10 Mar 2023 27 Jun 2023 (approval) 28 Sep 2023 (approval) 30 Oct 2023
Condition 2.14	Rail Noise Mitigation Plan (RNMP)	13 Jan 2023 25 Aug 2023 (approval)
Condition 2.15	Plan on Noise Enclosure at Tung Chung Crescent	13 Apr 2023 29 Aug 2023 (approval)
Condition 2.16	Compensatory Tree Planting Implementation Plan	To be submitted at least 2 months before the commencement of the compensatory tree planting
Condition 2.17	Landscape and Visual Mitigation Plan (LVMP)	12 Apr 2023
Condition 2.18	Contingency and Response Plan	To be submitted at least 2 months before the commencement of relevant part of the construction works
Condition 2.19	Wastewater Management Plan (WWMP)	9 Mar 2023 29 May 2023 (approval) 13 Sep 2023 (approval)
Condition 2.20	Waste Management Plan (WMP)	16 Feb 2023
Condition 2.23	Further Archaeological Testing Report	28 Sep 2022
Condition 2.25	Fixed Plant Noise Audit Report	To be submitted at least 1 month before commencement of operation of the Project
Condition 3.3	Baseline Monitoring Report	28 Apr 2023
Condition 3.4	Monthly EM&A Report No.1 to 4 Monthly EM&A Report No.5	Reported in previous Monthly EM&A Reports This submission
Condition 4.2	Dedicated Internet Website	10 Jul 2023

Appendix A

Monthly EM&A Report
for
Contract 1201
Tung Chung West Station and Tunnels
(October 2023)



Tung Chung Line Extension
Contract 1201
Tung Chung West Station and Tunnels
Monthly EM&A Report for October 2023

Ref: 1201-B-TCW-BDJ-510-000071A-5

November 2023

Quality Information

Prepared by

Jimmy LUI



Checked and Certified by
Contractor's ET Leader

Lemon LAM



Approved by

Ilias TSAPARAS



Revision History

Revision	Revision date	Details	Authorized	Name	Position

Distribution List

# Hard Copies	PDF Required	Association / Company Name

Prepared for:

BOUYGUES – DRAGAGES (1201) Joint Venture
P.O. Box 289
Tung Chung Post Office
Lantau Island
Hong Kong

Prepared by:

AECOM

AECOM Asia Company Limited
12/F, Block 2, Grand Central Plaza, 138 Shatin Rural Committee Road, Shatin
Hong Kong
aecom.com

© 2023 AECOM Asia Company Limited. All Rights Reserved.

This document has been prepared by AECOM Asia Company Limited (“AECOM”) for sole use of our client (Dragages Hong Kong) in accordance with generally accepted consultancy principles, the budget for fees and the terms of reference agreed between AECOM and the Client. Any information provided by third parties and referred to herein has not been checked or verified by AECOM, unless otherwise expressly stated in the document. No third party may rely upon this document without the prior and express written agreement of AECOM.

Table of Contents

EXECUTIVE SUMMARY	1
1. Introduction	3
1.1 Propose of the Report.....	3
1.2 Report Structure	3
2. Project Information	4
2.1 Background.....	4
2.2 General Description of the Project.....	4
2.3 Construction Programme and Activities	4
2.4 Project Organization	5
2.5 Status of Environmental Licences, Notification and Permits	5
3. Environmental Monitoring Requirement	6
3.1 Construction Dust Monitoring.....	6
3.2 Construction Noise Monitoring.....	7
4. Implementation Status of Environmental Mitigation Measures	10
5. Monitoring Results	11
5.1 Construction Dust Monitoring.....	11
5.2 Regular Construction Noise Monitoring	11
5.3 Waste Management.....	11
5.4 Landscape and Visual.....	12
6. Environmental Site Inspection and Audit.....	13
7. Environmental Non-Conformance	15
7.1 Summary of Monitoring Exceedances	15
7.2 Summary of Environmental Non-Compliance	15
7.3 Summary of Environmental Complaints.....	15
7.4 Summary of Environmental Summon and Successful Prosecutions	15
8. Further Key Issues	16
8.1 Construction Programme for the Next Three Month	16
8.2 Key Issues for the Coming Month.....	16
8.3 Monitoring Schedule for the Next Three Month	16
9. Conclusions and Recommendation	17
9.1 Conclusions	17

Tables

Table 2-1 Major Construction Activities in the Reporting Month	4
Table 2-2 Contact Information of Key Personnel.....	5
Table 2-3 Status of Environmental Licenses, Notifications and Permits	5
Table 3-1 Air Monitoring Equipment	6
Table 3-2 Locations of Construction Dust Monitoring Station	6
Table 3-3 Noise Monitoring Parameters, Frequency and Duration	8
Table 3-4 Noise Monitoring Equipment for Regular Noise Monitoring	8
Table 3-5 Noise Monitoring Station during Construction Phase.....	8
Table 4-1 Status of Required Submission under Environmental Permit.....	10
Table 5-1 Summary of 1-hour TSP Monitoring Result in the Reporting Period	11
Table 5-2 Summary of Construction Noise Monitoring Results in the Reporting Period	11
Table 6-1 Observation and Recommendations of Site Audit.....	13
Table 8-1 Major Construction for the Next Three Month.....	16

Figures

- Figure 2.1** **Site Layout Plan of Contract 1201**
- Figure 3.1** **Locations of Construction Dust Monitoring Stations**
- Figure 3.2** **Locations of Construction Noise Monitoring Stations**

Appendices

- Appendix A** **Tentative Construction Programme**
- Appendix B** **Project Organization Structure**
- Appendix C** **Implementation Schedule of Environmental Mitigation Measures**
- Appendix D** **Summary of Action and Limit Levels**
- Appendix E** **Calibration Certificates of Equipment**
- Appendix F** **EM&A Monitoring Schedules**
- Appendix G** **Air Quality Monitoring Results and their Graphical Presentations**
- Appendix H** **Noise Monitoring Results and their Graphical Presentations**
- Appendix I** **Event and Action Plan**
- Appendix J** **Cumulative Statistics on Complaints, Notification of Summons and Successful Prosecutions**
- Appendix K** **Summary of Notification of Exceedance**
- Appendix L** **Monthly Summary Waste Flow Table**

EXECUTIVE SUMMARY

Tung Chung Line Extension Contract 1201 – Tung Chung West (TCW) Station and Tunnels (hereafter called “Contract 1201”) covers part of the Tung Chung Line Extension (hereafter called “the Project”) construction.

The Contract 1201 comprises the constructions for extending the existing Tung Chung Line (TCL) from the existing overrun tunnel of Tung Chung Station (TUC) to the new underground TCW Station near Yat Tung Estate including Emergency Access Point (EAP) / Emergency Egress Point (EEP) building, station associated facilities and overrun tunnel.

The EM&A programme commenced on 1 June 2023. The impact EM&A for the Project includes air quality and noise monitoring.

This report documents the findings of EM&A works conducted in the period between 1 and 31 October 2023.

Breaches of Action and Limit Levels for Air Quality

No exceedance of Action and Limit Level of air quality was recorded in the reporting month.

Breaches of Action and Limit Levels for Noise

Six noise related complaints were received in the reporting month which triggered the exceedance of action level for noise monitoring. Two noise related complaints were referred by EPD on 18 and 24 October 2023, respectively. Four noise related complaints were received by MTR Corporation Limited (MTRC) on 4, 5, 10 and 31 October 2023, respectively. Based on the investigation findings, noise barrier mats and movable temporary noise barrier had been provided for the breaker’s head and the excavator mounted breaker. Noise barrier had been provided at the main noise source (engine box) of the mobile crane and quieter alarm had been adopted to avoid noise nuisance. The counterweight at the back of the mobile crane screened off the noise from the engine box of the mobile crane. Toolbox training of noise mitigation measures for breaking works had been provided for the frontline staffs to enhance their awareness and ensure the noise mitigation measures could be properly implemented. Mitigation measures were implemented by the contractor to minimize the noise generated from the site clearance and preparation works. After the investigations, the above complaints were considered as project related. Thus, a total of six action level exceedances for noise monitoring were recorded during the reporting month.

No exceedance of Limit Level of noise was recorded in the reporting month.

Complaint, Notification of Summons and Successful Prosecution

Two noise and dust related complaints were referred by EPD on 18 and 24 October 2023. The complaint investigation reports were submitted to EPD on 1 and 6 November 2023. Three noise related complaints and one noise and dust related complaint were received by MTRC on 4, 5, 10 and 31 October 2023. No notification of summons and successful prosecution were received in the reporting month.

Reporting Changes

There was no reporting change in the reporting month.

Future Key Issues

Key issues to be considered in the next three months included:

Location	Site Activities
Tung Chung West (TCW) Area	<ul style="list-style-type: none">• Footbridge ramp demolition• Site clearance and tree felling• Predrilling• Concrete paving• Amenities building foundation• Hoarding installation• Diaphragm wall construction
Tung Chung Crescent (TCC) and Tung Chung Ancillary Building (TCA) Areas	<ul style="list-style-type: none">• Predrilling• Hoarding installation• Covered Walkway• Pipe Piling

	<ul style="list-style-type: none">• Tree Felling and Transplantation• Pre-treatment• Concrete paving• Planter removal
Barging Facility Area	<ul style="list-style-type: none">• Setting up of rebar yard

Potential environmental impacts arising from the above construction activities are mainly associated with construction dust, construction noise, water quality and waste management.

1. Introduction

Bouygues - Dragages (1201) Joint Venture (BDJV) was commissioned by the MTR Corporation (MTRC) as the Civil Contractor for Works Contract 1201. AECOM Asia Company Limited (AECOM) was appointed by BDJV as the Contractor's Environmental Team (ET) to undertake the Environmental Monitoring and Audit (EM&A) programme during construction phase of the Project.

1.1 Propose of the Report

1.1.1 This is the 5th monthly EM&A Report which summaries the impact monitoring results and audit findings for the Project during the reporting period between 1 and 31 October 2023.

1.2 Report Structure

1.2.1 This monthly EM&A Report is organized as follows:

- Section 1: Introduction
- Section 2: Project Information
- Section 3: Environmental Monitoring Requirement
- Section 4: Implementation Status of Environmental Mitigation Measures
- Section 5: Monitoring Results
- Section 6: Environmental Site Inspection and Audit
- Section 7: Environmental Non-conformance
- Section 8: Future Key Issues
- Section 9: Conclusions and Recommendations

2. Project Information

2.1 Background

- 2.1.1 Tung Chung Line Extension (TUE) was first initiated in the Railway Development Strategy 2014 (RDS-2014) announced by the Government of the Hong Kong Special Administrative Region, which includes the conceptual scheme of Tung Chung West (TCW) Extension and a possible Tung Chung East (TCE) Station.
- 2.1.2 The Tung Chung Line Extension (TUE) Project is an approximately 1.3km extension of the existing Tung Chung Line (TCL) with two new stations namely TCE Station and TCW Station.
- 2.1.3 The Environmental Impact Assessment (EIA) Reports for TUE (Register No.: AEIAR-235/2022) was approved on 12 July 2022 under the Environmental Impact Assessment Ordinance (EIAO). Following the approval of the EIA Report, an Environmental Permit (EP) was granted on 9 August 2022 (EP No.: EP-614/2022), for the construction and operation.
- 2.1.4 According to the approved EM&A Manual of TUE, the EM&A monitoring for the Project includes air quality and noise monitoring. Baseline monitoring for TUE was carried out from Nov 2022 to Mar 2023.

2.2 General Description of the Project

- 2.2.1 The key elements of this Contract 1201 are comprise below:
- Extending the existing TCL from the existing overrun tunnel of TUC to the new TCW Station (in the form of a tunnel);
 - Construction of a new TCW Station (underground) and overrun tunnel;
 - Construction of the EAP/EEP building; and
 - Construction of station associated facilities (entrances, vent shaft structures, etc.)
- 2.2.2 The layout plan of the Project is shown in **Figure 2.1**.

2.3 Construction Programme and Activities

- 2.3.1 The major construction activities undertaken in the reporting month are summarised below:

Table 2-1 Major Construction Activities in the Reporting Month

Location	Site Activities
Tung Chung West (TCW) Area	<ul style="list-style-type: none"> • Footbridge ramp demolition • Site clearance and tree felling • Hoarding installation • Predrilling • Site entrance • Storm drainage and sewerage diversion and installation • Underground Utilities investigation • Concrete paving • Amenities building foundation
Tung Chung Cresecent (TCC) and Tung Chung Ancillary Building (TCA) Areas	<ul style="list-style-type: none"> • Site Drainage • Ground investigation and predrilling • Planter removal • Hoarding installation • Pre-treatment • Covered Walkway • Tree Felling and Transplantation
Barging Facilities Area	-

- 2.3.2 The tentative construction programmes for the next three months is presented in **Appendix A**.

2.4 Project Organization

2.4.1 The project organization structure is shown in **Appendix B**. The key personnel contact names and numbers for the Project are summarized in **Table 2-2**.

Table 2-2 Contact Information of Key Personnel

Party	Role	Position	Name	Telephone	Fax
MTRC	Project Environmental Team	Project Environmental Team Leader	Mr. Edan Li	2688 1179	3761 4610
Meinhardt	Independent Environmental Checker	Independent Environmental Checker	Mr. Adi Lee	2859 5443	2540 1580
BDJV	Contractor	Project's Environmental Officer	Ms. Gena Tsang	9511 2283	2588 1979
AECOM	Contractor's Environmental Team (ET)	ET Leader	Ms. Lemon Lam	3922 9381	3922 9797
		Deputy ET Leader	Mr. Jimmy Lui	6067 5063	

2.5 Status of Environmental Licences, Notification and Permits

2.5.1 Relevant environmental licenses, permits and/or notifications on environmental protection for this Project and valid in the reporting month are summarized in **Table 2-3**.

Table 2-3 Status of Environmental Licenses, Notifications and Permits

Permit / License No. / Notification/ Reference No.	Valid Period		Status	Remarks
	From	To		
Environmental Permit				
EP-614/2022	9 Aug 2022	-	Valid	-
Construction Noise Permit				
GW-RS0650-23	5 Aug 2023	3 Feb 2024	Valid	At TCC area
498380	-	-	Processing	Submitted and processing by EPD on 20 October 2023
Wastewater Discharge License				
495010	-	-	Processing	Submitted and processing by EPD on 21 July 2023
495030	-	-	Processing	Submitted and processing by EPD on 24 July 2023
496549	-	-	Processing	Submitted and processing by EPD on 24 Aug 2023
497364	-	-	Processing	Submitted and processing by EPD on 22 Sep 2023
Chemical Waste Producer Registration				
5213-950-B2705-01	26 June 2023	-	Valid	-
Billing Account for Construction Waste Disposal				
7047572	1 June 2023	-	Valid	-
Notification Under Air Pollution Control (Construction Dust) Regulation				
492760	18 May 2023	-	Valid	-

3. Environmental Monitoring Requirement

3.1 Construction Dust Monitoring

Monitoring Requirements

- 3.1.1 In accordance with the approved EM&A Manual, 1-hour Total Suspended Particulates (TSP) level at the designated air quality monitoring station is required. Impact 1-hour TSP monitoring should be carried out for at least 3 times every 6 days. The Action and Limit level of the air quality monitoring is provided in **Appendix D**.

Monitoring Equipment

- 3.1.2 1-hour TSP air quality monitoring was performed using High Volume Sampler (HVS) located at the designated monitoring stations. The HVS meets all the requirements of the EM&A Manual. Brand and model of the equipment is given in **Table 3-1**.

Table 3-1 Air Quality Monitoring Equipment

Equipment	Brand and Model
High Volume Sampler (1-hour TSP)	Andersen Total Suspended Particulate Mass Flow Controlled High Volume Air Sampler (Model No. TE-5170 (S/N:10216, 10373, 3383))
Calibration Kit	TISCH Environmental Orifice (Model TE-5025A (Orifice I.D.: 843))

Monitoring Locations

- 3.1.3 The monitoring station for construction dust monitoring pertinent to the Project has been identified based on the approved EM&A Manual for TUE of the Project. As limitations and technical difficulties were identified, the alternative impact monitoring location at DM-5b has been proposed and approved by EPD on 30 May 2023. The location of the construction dust monitoring stations are summarised in **Table 3-2** and shown in **Figure 3.1**.

Table 3-2 Locations of Construction Dust Monitoring Station

Monitoring Location ID	Dust Monitoring Location
DM-3	Shops at Tung Chung Crescent
DM-4	Yat Tung Shopping Centre
DM-5b*	Ma Wan Chung Village

Remark: * - Alternative impact monitoring location.

Monitoring Methodology

- 3.1.4 1-hour TSP Monitoring
- (a) The HVS was installed in the vicinity of the air sensitive receivers. The following criteria were considered in the installation of the HVS as far as practicable:-
- (i) A horizontal platform with appropriate support to secure the sampler against gusty wind was provided.
 - (ii) Two samplers should not be placed less than 2m apart from each others;
 - (iii) The distance between the HVS and any obstacles, such as buildings, was at least twice the height that the obstacle protrudes above the HVS.
 - (iv) A minimum of 2 meters separation from walls, parapets and penthouse for rooftop sampler.
 - (v) A minimum of 2 meters separation from any supporting structure, measured horizontally is required.
 - (vi) No furnace or incinerator flues nearby.
 - (vii) Airflow around the sampler was unrestricted.
 - (viii) The sampler was located more than 20 meters from any dripline.
 - (ix) Any wire fence and gate, required to protect the sampler, did not obstruct the monitoring process.
 - (x) Permission was obtained to set up the samplers and access to the monitoring station.
 - (xi) A secured supply of electricity was obtained to operate the sampler.

- (b) Preparation of Filter Papers
- (i) Glass fibre filters, G810 were labelled and sufficient filters that were clean and without pinholes were selected.
 - (ii) All filters were equilibrated in the conditioning environment for 24 hours before weighing. The conditioning environment temperature was around 25 °C and not variable by more than ± 3 °C; the relative humidity (RH) was < 50% and not variable by more than ± 5 %. A convenient working RH was 40%.
 - (iii) All filter papers were prepared and analysed by ALS Technichem (HK) Pty Ltd., which is a HOKLAS accredited laboratory and has comprehensive quality assurance and quality control programmes.
- (c) Field Monitoring
- (i) The power supply was checked to ensure the HVS works properly.
 - (ii) The filter holder and the area surrounding the filter were cleaned.
 - (iii) The filter holder was removed by loosening the four bolts and a new filter, with stamped number upward, on a supporting screen was aligned carefully.
 - (iv) The filter was properly aligned on the screen so that the gasket formed an airtight seal on the outer edges of the filter.
 - (v) The swing bolts were fastened to hold the filter holder down to the frame. The pressure applied was sufficient to avoid air leakage at the edges.
 - (vi) Then the shelter lid was closed and was secured with the aluminium strip.
 - (vii) The HVS was warmed-up for about 5 minutes to establish run-temperature conditions.
 - (viii) A new flow rate record sheet was set into the flow recorder.
 - (ix) On site temperature and atmospheric pressure readings were taken and the flow rate of the HVS was checked and adjusted at around 1.3 m³/min, and complied with the range specified in the EM&A Manual (i.e. 0.6-1.7 m³/min).
 - (x) The programmable digital timer was set for a sampling period of 1 hrs, and the starting time, weather condition and the filter number were recorded.
 - (xi) The initial elapsed time was recorded.
 - (xii) At the end of sampling, on site temperature and atmospheric pressure readings were taken and the final flow rate of the HVS was checked and recorded.
 - (xiii) The final elapsed time was recorded.
 - (xiv) The sampled filter was removed carefully and folded in half length so that only surfaces with collected particulate matter were in contact.
 - (xv) It was then placed in a clean envelope and sealed.
 - (xvi) All monitoring information was recorded on a standard data sheet.
 - (xvii) Filters were then sent to ALS Technichem (HK) Pty Ltd. for analysis.
- (d) Maintenance and Calibration
- (i) The HVS and its accessories were maintained in good working condition, such as replacing motor brushes routinely and checking electrical wiring to ensure a continuous power supply.
 - (ii) HVSs were calibrated using TE-5025A Calibration Kit upon installation and thereafter at bi-monthly intervals.
 - (iii) Calibration certificate of the TE-5025A Calibration Kit and the HVSs are provided in **Appendix E**.

Monitoring Schedule for the Reporting Month

3.1.5 The schedule for environmental monitoring in October 2023 is provided in **Appendix F**.

3.2 Construction Noise Monitoring

Monitoring Requirements

3.2.1 In accordance with the approved EM&A Manual, impact noise monitoring should be conducted for at least once a week during the construction phase of the Project. **Table 3-3** summarises the monitoring parameters, frequency and duration of impact noise monitoring. The Action and Limit level of the noise monitoring is provided in **Appendix D**.

Table 3-3 Noise Monitoring Parameters, Frequency and Duration

Parameter and Duration	Frequency
30-mins measurement at each monitoring station between 0700 and 1900 on normal weekdays. L_{eq} , L_{10} and L_{90} would be recorded.	At least once per week

Monitoring Equipment

- 3.2.2 Noise monitoring was performed using sound level meter at each designated monitoring station. The sound level meters deployed comply with the International Electrotechnical Commission Publications (IEC) 651:1979 (Type 1) and 804:1985 (Type 1) specifications. Acoustic calibrator was deployed to check the sound level meters at a known sound pressure level. Brand and model of the equipment is given in **Table 3-4**.

Table 3-4 Noise Monitoring Equipment for Regular Noise Monitoring

Equipment	Brand and Model
Integrated Sound Level Meter	NTi XL2 (S/N: A2A-17440-EO, A2A-17788-EO)
Acoustic Calibrator	Model No. B&K 4231 (S/N: 3006428)

Monitoring Locations

- 3.2.3 The monitoring station for construction noise monitoring pertinent to the Project has been identified based on the approved EM&A Manual for TUE of the Project. Alternative impact monitoring location was proposed at NM3a due to safety considerations for monitoring at public accessible areas and was approved by EPD on 30 May 2022. The location of the construction noise monitoring station is summarised in **Table 3-5** and shown in **Figure 3.2**.

Table 3-5 Noise Monitoring Station during Construction Phase

Identification No.	Noise Monitoring Station
NM2	Block 9 of Tung Chung Crescent
NM3a	2/F rooftop of Yat Tung Shopping Centre

Monitoring Methodology

- 3.2.4 Monitoring Procedure
- (a) Façade measurement was made at NM2 and NM3a.
 - (b) The battery condition was checked to ensure the correct functioning of the meter.
 - (c) Parameters such as frequency weighting, the time weighting and the measurement time were set as follows:
 - (i) frequency weighting: A
 - (ii) time weighting: Fast
 - (iii) time measurement: $L_{eq(30\text{-minutes})}$ during non-restricted hours i.e. 0700 – 1900 on normal weekdays.
 - (d) Prior to and after each noise measurement, the meter was calibrated using the acoustic calibrator for 94 dB(A) at 1000 Hz. If the difference in the calibration level before and after measurement was more than 1 dB(A), the measurement would be considered invalid and repeat of noise measurement would be required after re-calibration or repair of the equipment.
 - (e) During the monitoring period, the L_{eq} , L_{10} and L_{90} were recorded. In addition, site conditions and noise sources were recorded on a standard record sheet.
 - (f) Noise measurement was paused during periods of high intrusive noise (e.g. dog barking, helicopter noise) if possible. Observations were recorded when intrusive noise was unavoidable.

- (g) Noise monitoring was cancelled in the presence of fog, rain, wind with a steady speed exceeding 5m/s, or wind with gusts exceeding 10m/s.

Maintenance and Calibration

3.2.5 Maintenance and Calibration procedures are as follows:

- (a) The microphone head of the sound level meter and calibrator should be cleaned with a soft cloth at quarterly intervals.
- (b) The meter and calibrator were sent to the supplier or HOKLAS laboratory to check and calibrate at yearly intervals.
- (c) Relevant calibration certificates are provided in **Appendix E**.

Monitoring Schedule for the Reporting Month

3.2.6 The schedule for environmental monitoring in October 2023 is provided in **Appendix F**.

4. Implementation Status of Environmental Mitigation Measures

- 4.1.1 The Contractor has implemented environmental mitigation measures and requirements as stated in the EIA Report, the EP and EM&A Manual. The implementation status of the environmental mitigation measures during the reporting period is summarized in **Appendix C**. Status of required submissions under the EP during the reporting period is summarised in **Table 4-1**.

Table 4-1 Status of Required Submission under Environmental Permit

EP Condition	Submission	Submission Date
Condition 3.4	Monthly EM&A Report (September 2023)	16 October 2023
Condition 2.13	Construction Noise Management Plan (for Works Contract No. 1201)	30 October 2023

5. Monitoring Results

5.1 Construction Dust Monitoring

- 5.1.1 The monitoring results for 1-hour TSP are summarised in **Table 5-1**. Detailed air quality monitoring results and wind monitoring data extracted from the Chek Lap Kok Automatic Weather Station operated by Hong Kong Observatory are presented in **Appendix G**.

Table 5-1 Summary of 1-hour TSP Monitoring Result in the Reporting Period

ID	Average ($\mu\text{g}/\text{m}^3$)	Range ($\mu\text{g}/\text{m}^3$)	Action Level ($\mu\text{g}/\text{m}^3$)	Limit Level ($\mu\text{g}/\text{m}^3$)
DM-3	80.0	8.7 – 154.3	327	500
DM-4	97.4	7.7 – 188.0	312	500
DM-5b	60.2	6.4 – 121.8	333	500

- 5.1.2 No Action and Limit Level exceedance were recorded for 1-hour TSP monitoring in the reporting month.
- 5.1.3 The event and action plan is annexed in **Appendix I**.
- 5.1.4 Major dust sources during the monitoring included construction dust, nearby traffic emission and other nearby construction sites.

5.2 Regular Construction Noise Monitoring

- 5.2.1 The monitoring results for noise are summarized in **Table 5-2** and the monitoring data is provided in **Appendix H**.

Table 5-2 Summary of Construction Noise Monitoring Results in the Reporting Period

ID	Range, dB(A), L_{eq} (30 mins)	Limit Level, dB(A), L_{eq} (30 mins)
NM2	Below Baseline Level	75
NM3a ^(*)	64.7– 67.5	75

(*) Baseline correction will be made to the measured L_{eq} when the measured noise level exceeded the corresponding baseline noise level and presented in the table.

- 5.2.2 Six Action Level exceedances were recorded since noise related complaints were received in the reporting month.
- 5.2.3 No Limit Level exceedance of noise was recorded at the monitoring station in the reporting month.
- 5.2.4 The event and action plan is annexed in **Appendix I**.
- 5.2.5 Major noise sources during the monitoring included construction noise from the Project site, nearby traffic noise and the community.

5.3 Waste Management

- 5.3.1 C&D materials and wastes sorting were carried out on site. Receptacles were available for C&D wastes and general refuse collection.
- 5.3.2 As advised by the Contractor, 7,226 m³ inert C&D material was generated and 323 m³ disposed of as public fill in the reporting month. No inert C&D materials were reused in other projects or in the Contract in the reporting month. 6,904 m³ fill material was imported in the reporting month. 1100.78 tonnes general refuse was generated in the reporting month. 1.94 tonnes other wastes was generated and disposed into Y Park for recycling. 0.284 tonnes paper/cardboard packaging material and no plastic was collected by recycle contractor in the reporting month. No chemical waste was collected by

licensed contractor in the reporting month. 65.43 tonnes metal was collected by licensed contractor in the reporting month. The waste flow table is annexed in **Appendix L**.

- 5.3.3 The Contractor is advised to properly maintain on site C&D materials and wastes collection, sorting and recording system and maximize reuse / recycle of C&D materials and wastes. The Contractor is reminded to properly maintain the site tidiness and dispose of the wastes accumulated on site regularly and properly.
- 5.3.4 The Contractor is reminded that chemical waste containers should be properly treated and stored temporarily in designated chemical waste storage area on site in accordance with the Code of Practice on the Packaging, Labelling and Storage of Chemical Wastes.
- 5.3.5 All dump trucks for C&D materials transportation and disposal had equipped with Global Positioning System (GPS) for real-time tracking and monitoring of their travel routings and parking locations. According to the record of travel routings and parking locations of all dump trucks provided by the Contractor, no track deviation or abnormal parking location was observed during the reporting period.

5.4 Landscape and Visual

- 5.4.1 Bi-weekly inspection of the implementation of landscape and visual mitigation measures was conducted on 3, 16 and 30 October 2023. A summary of the site inspection is provided on **Appendix C**. The observations and recommendations made during the site inspections are presented in **Table 6-1**.

6. Environmental Site Inspection and Audit

6.1.1 Site inspections were carried out on a weekly basis to monitor the implementation of proper environmental pollution control and mitigation measures for the Project. A summary of the mitigation measures implementation schedule is provided in **Appendix C**.

6.1.2 In the reporting month, 5 site inspections were carried out on 3, 9, 16, 24 and 30 October 2023. Joint inspections with the IEC, ER, the Contractor and the ET were conducted on 9 October 2023. No non-compliance was recorded during the site inspection. Details of observations recorded during the site inspections are presented in **Table 6-1**.

Table 6-1 Observation and Recommendations of Site Audit

Parameters	Date	Observations and Recommendations	Follow-up
Air Quality	3 October 2023	<u>Observation</u> <ul style="list-style-type: none"> Water spray should be provided for the loading/unloading process as dust suppression measures at the TCW area. 	Water spray had been provided for the loading/unloading process as dust suppression measures at the TCW area on 6 October 2023.
	9 October 2023	<u>Reminder</u> <ul style="list-style-type: none"> The contractor was reminded to replace the faded NRMM label for the generator at the TCW area. 	--
	16 October 2023	<u>Observation</u> <ul style="list-style-type: none"> Water spray should be provided for the unpaved haul road as dust suppression at TCW area. 	Water Spray had been provided for the unpaved haul road as dust suppression at TCW area on 17 October 2023.
		<u>Observation</u> <ul style="list-style-type: none"> Water spray should be provided for the loading/unloading process as dust suppression measures at the TCW area. 	Water spraying had been provided on imported material at site entrance as dust suppression measures at TCW area on 17 October 2023.
	24 October 2023	<u>Reminder</u> <ul style="list-style-type: none"> The contractor was reminded to replace the faded and improper-sized NRMM labels in the TCC and TCA areas. 	--
	30 October 2023	<u>Observation</u> <ul style="list-style-type: none"> Proper cover should be provided for the stockpiles at the TCW area as dust control measures. 	The stockpiles at TCW area had been removed on 3 November 2023.
<u>Reminder</u> <ul style="list-style-type: none"> The contractor was reminded to replace the faded NRMM label of mobile crane at the TCC area. 		--	
Noise	Nil	Nil	Nil
Water Quality	9 October 2023	<u>Reminder</u> <ul style="list-style-type: none"> The contractor was reminded to enhance the efficiency of the wastewater treatment plant at the TCC area. 	--
Waste/ Chemical Management	24 October 2023	<u>Reminder</u> <ul style="list-style-type: none"> The contractor was reminded to properly clear or store the general refuse at the TCW area. 	--

Parameters	Date	Observations and Recommendations	Follow-up
	30 October 2023	<u>Reminder</u> <ul style="list-style-type: none"> The contractor was reminded to proper enhance the drip tray for the chemical dosage of the wastewater treatment plant at the TCC area. 	--
Landscape & Visual	3 October 2023	<u>Reminder</u> <ul style="list-style-type: none"> The contractor was reminded to provide sufficient tree protection for the retaining tree at the TCW area. 	--
Permits/ Licenses	3 October 2023	<u>Observation</u> <ul style="list-style-type: none"> The copy of EP should be provided at the vehicular entrance at barging facilities according to EP condition. 	The copy of EP had been provided at the vehicular entrance at barging facilities on 6 October 2023.
	30 October 2023	<u>Reminder</u> <ul style="list-style-type: none"> The contractor was reminded to display complete hard copy of CNP at site entrance at TCC area. 	--

6.1.3 All follow-up actions requested by Contractor's ET and IEC during the site inspection were undertaken as reported by the Contractor and confirmed in the following weekly site inspection conducted during the reporting period.

7. Environmental Non-Conformance

7.1 Summary of Monitoring Exceedances

- 7.1.1 No Action and Limit Level exceedance was recorded for 1-hour TSP monitoring in the reporting month.
- 7.1.2 Six noise related complaints were received in the reporting month which triggered the exceedance of action level for noise monitoring. Two noise related complaints were referred by EPD on 18 and 24 October 2023, respectively. Four noise-related complaints were received by MTRC on 4, 5, 10 and 31 October 2023, respectively. Based on the investigation findings, noise barrier mats and movable temporary noise barrier had been provided for the breaker's head and the excavator mounted breaker. Noise barrier had been provided at the main noise source (engine box) of the mobile crane and quieter alarm had been adopted to avoid noise nuisance. The counterweight at the back of the mobile crane screened off the noise from the engine box of the mobile crane. Toolbox training of noise mitigation measures for breaking works had been provided for the frontline staffs to enhance their awareness and ensure the noise mitigation measures could be properly implemented. Mitigation measures were implemented by the contractor to minimize the noise generated from the site clearance and preparation works. After the investigations, the above complaints were considered as project related. Thus, a total of six action level exceedances for noise monitoring were recorded during the reporting month.
- 7.1.3 No Limit Level exceedance for noise was recorded at all monitoring stations in the reporting month. Summary of Notification of Exceedance is provided in **Appendix K**.

7.2 Summary of Environmental Non-Compliance

- 7.2.1 No environmental non-compliance was recorded in the reporting month.

7.3 Summary of Environmental Complaints

- 7.3.1 Two noise and dust related complaints were referred by EPD on 18 and 24 October 2023. The complaint investigation reports were submitted to EPD on 1 and 6 November 2023. Three noise related complaint and one noise and dust related complaint were received by MTRC on 4, 5, 10 and 31 October 2023. After the investigations, the above three noise complaints and three noise and dust complaint were considered as project related. Cumulative statistics on environmental complaints is provided in **Appendix J**.

7.4 Summary of Environmental Summon and Successful Prosecutions

- 7.4.1 No environmental related prosecution or notification of summons was received in the reporting month. Cumulative statistics on notification of summons and successful prosecutions is provided in **Appendix J**.

8. Further Key Issues

8.1 Construction Programme for the Next Three Month

8.1.1 The tentative construction programme for the next three months is presented in **Appendix A**. The major construction works between November 2023 to January 2024 will be:

Table 8-1 Major Construction for the Next Three Month

Location	Site Activities
Tung Chung West (TCW) Area	<ul style="list-style-type: none"> • Footbridge ramp demolition • Site clearance and tree felling • Predrilling • Concrete paving • Amenities building foundation • Hoarding installation • Diaphragm wall construction
Tung Chung Crescent (TCC) and Tung Chung Ancillary Building (TCA) Areas	<ul style="list-style-type: none"> • Predrilling • Hoarding installation • Covered Walkway • Pipe Piling • Tree Felling and Transplantation • Pre-treatment • Concrete paving • Planter removal
Barging Facility Area	<ul style="list-style-type: none"> • Setting up of rebar yard

8.2 Key Issues for the Coming Month

8.2.1 Potential environmental impacts arising from the above construction activities are mainly associated with construction dust, construction noise, water quality and waste management.

8.3 Monitoring Schedule for the Next Month

8.3.1 The tentative schedule for environmental monitoring in November 2023 is provided in **Appendix F**.

9. Conclusions and Recommendation

9.1 Conclusions

- 9.1.1 1-hour TSP and noise monitoring were carried out in the reporting month.
- 9.1.2 No Action and Limit Level exceedance was recorded for 1-hour TSP monitoring in the reporting month.
- 9.1.3 Six noise related complaints were received in the reporting month which triggered the exceedance of action level for noise monitoring. Two noise related complaints were received by EPD on 18 and 24 October 2023, respectively. Four noise related complaints were referred by MTRC on 4, 5, 10 and 31 October 2023, respectively. Based on the investigation findings, noise barrier mats and movable temporary noise barrier had been provided for the breaker's head and the excavator mounted breaker. Noise barrier had been provided at the main noise source (engine box) of the mobile crane and quieter alarm had been adopted to avoid noise nuisance. The counterweight at the back of the mobile crane screened off the noise from the engine box of the mobile crane. Toolbox training of noise mitigation measures for breaking works had been provided for the frontline staffs to enhance their awareness and ensure the noise mitigation measures could be properly implemented. Mitigation measures were implemented by the contractor to minimize the noise generated from the site clearance and preparation works. After the investigations, the above complaints were considered as project related. Thus, a total of six action level exceedances for noise monitoring were recorded during the reporting month.
- 9.1.4 No Limit Level exceedance for noise was recorded at the monitoring stations in the reporting month.
- 9.1.5 5 nos. of environmental site inspections were carried out in October 2023. Recommendations on remedial actions were given to the Contractor for the deficiencies identified during the site audit.
- 9.1.6 Three noise and dust complaints and three noise complaints were received in the reporting month.
- 9.1.7 No notification of summons and successful prosecution were received in the reporting month.

9.2 Recommendations

- 9.2.1 According to the environmental site inspections performed in the reporting month, the following recommendations were provided:

Air Quality Impact

- Ensure the NRMM Label conditions were compliance with the requirement of APCO.
- Provide sufficient dust suppression measures at the site area.

Construction Noise Impact

- No specific observation was identified in the reporting month.

Water Quality Impact

- Proper maintain wastewater treatment facilities to ensure the efficiency.

Chemical and Waste Management

- Proper storage or clearance the general refuse.
- Provide drip tray for the chemical containers or proper storage of the chemicals.

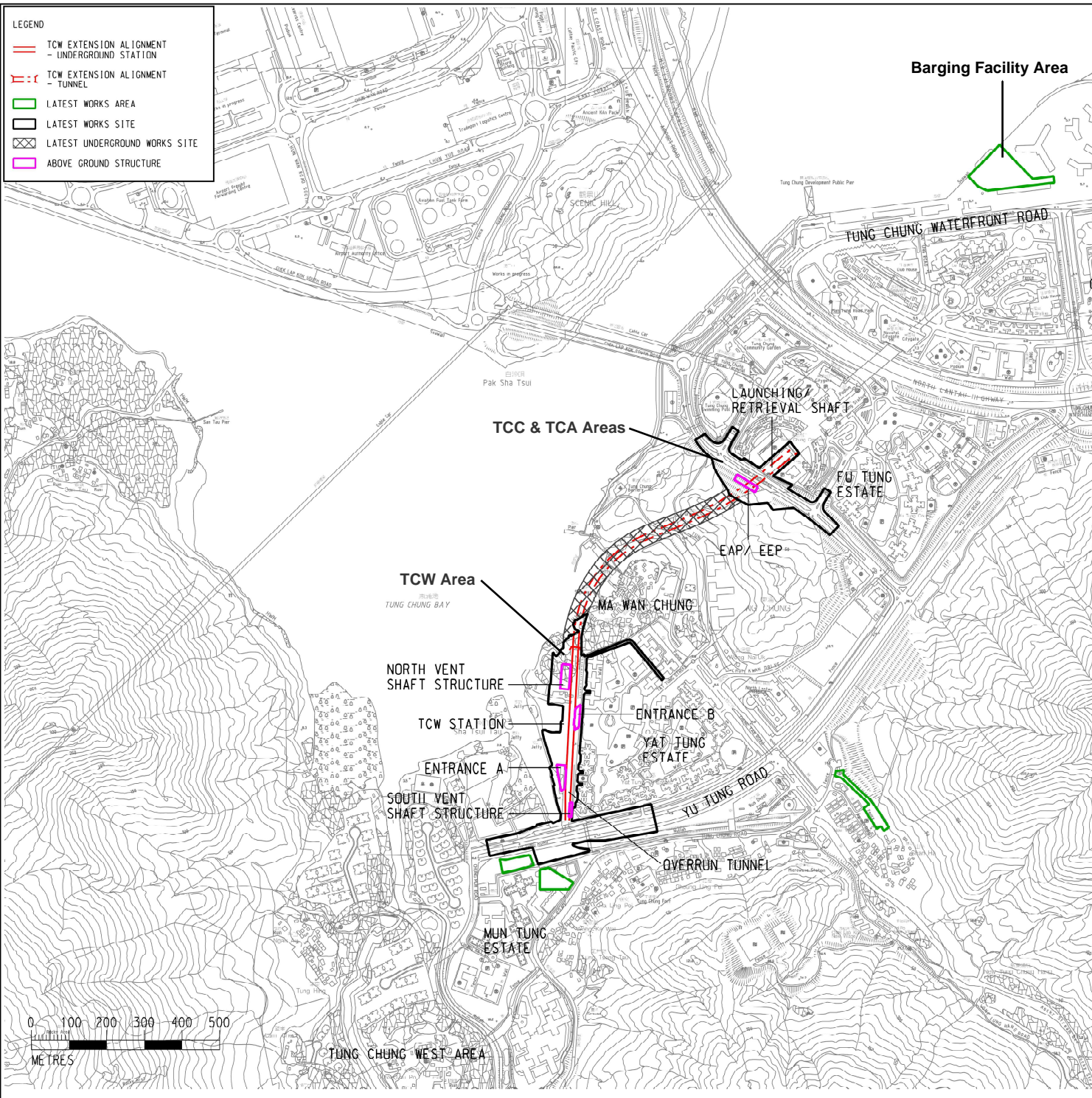
Landscape & Visual Impact

- Provide sufficient tree protection zones for the retaining trees.

Permits/licenses








- Provide sufficient copies of the environmental permit and CNP at the site entrance for public information.

FIGURES



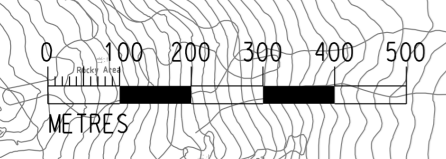
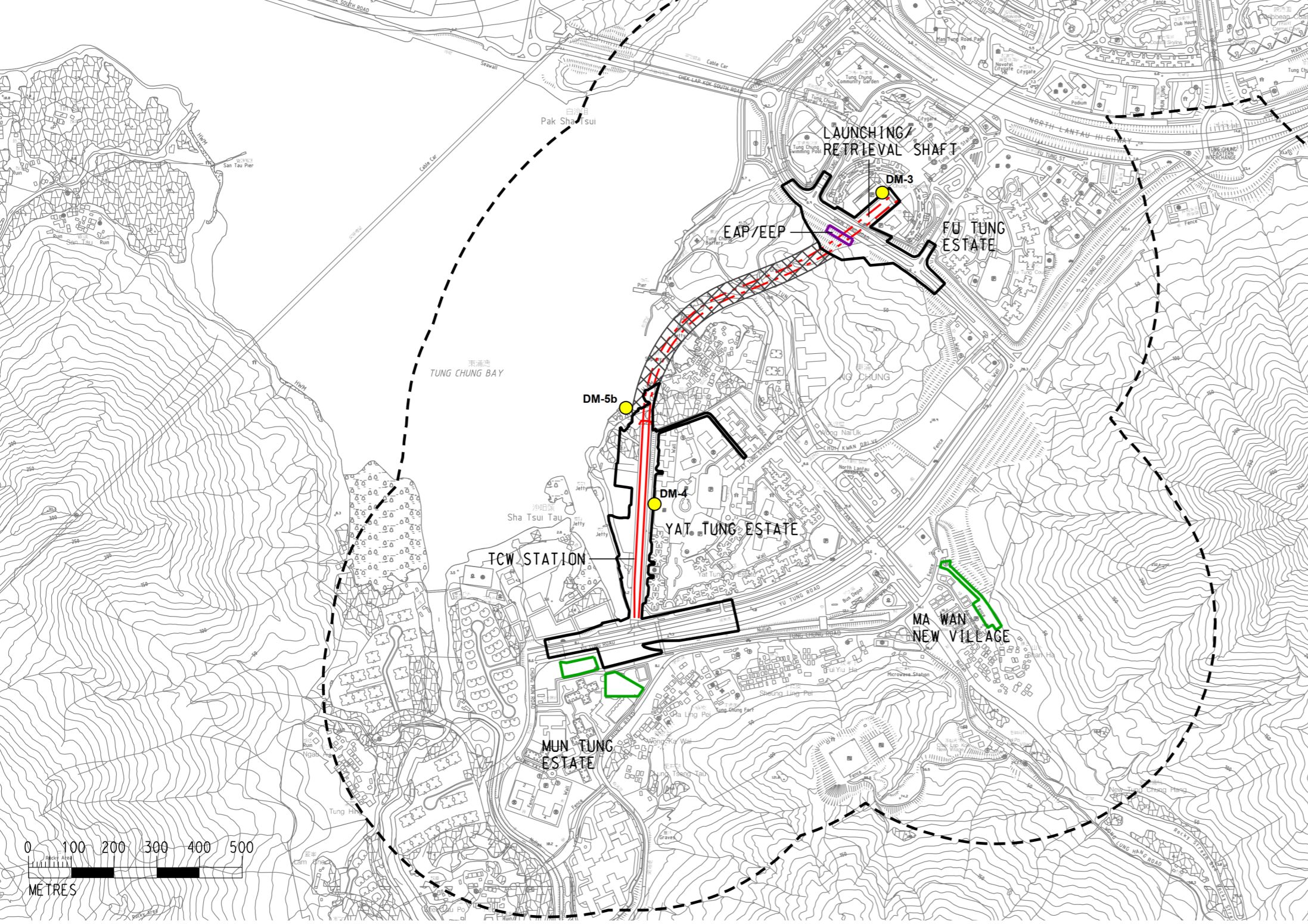
Project Title
Tung Chung Line Extension – Contract 1201 Tung Chung West Station and Tunnels
Drawing Title
Site Layout Plan of Contract 1201
Drawing Number
Figure 2.1
Scale
As Shown

Legend

-  **TCW Extension Alignment - Underground Station**
-  **TCW Extension Alignment - Tunnel**
-  **Latest Works Area**
-  **Latest Works Site**
-  **Latest Underground Works Site**
-  **500m Assessment Area**
-  **Impact Air Quality Monitoring Location**

Project Title
Tung Chung Line Extension – Contract 1201 Tung Chung West Station and Tunnels








Drawing Title
Locations of Construction Dust Monitoring Stations



Drawing Number
Figure 3.1

Scale
As Shown

Legend

-  **TCW Extension Alignment - Underground Station**
-  **TCW Extension Alignment - Tunnel**
-  **Latest Works Area**
-  **Latest Works Site**
-  **Latest Underground Works Site**
-  **300m Assessment Area**
-  **Impact Noise Monitoring Location**

Project Title

Tung Chung Line Extension – Contract 1201 Tung Chung West Station and Tunnels

Drawing Title

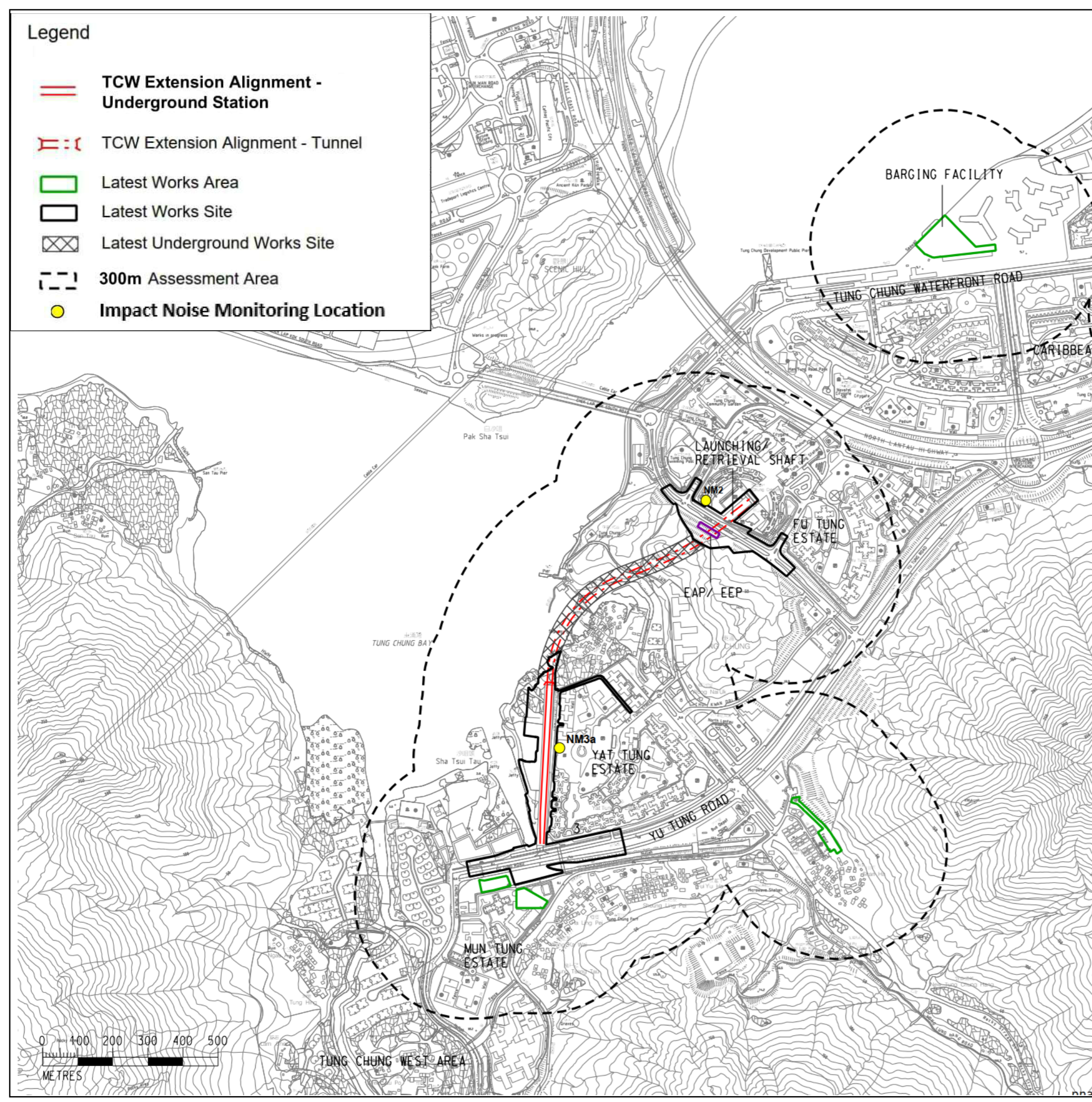
Locations of Airborne Construction Noise Monitoring Stations

Drawing Number

Figure 3.2

Scale

As Shown



APPENDIX A

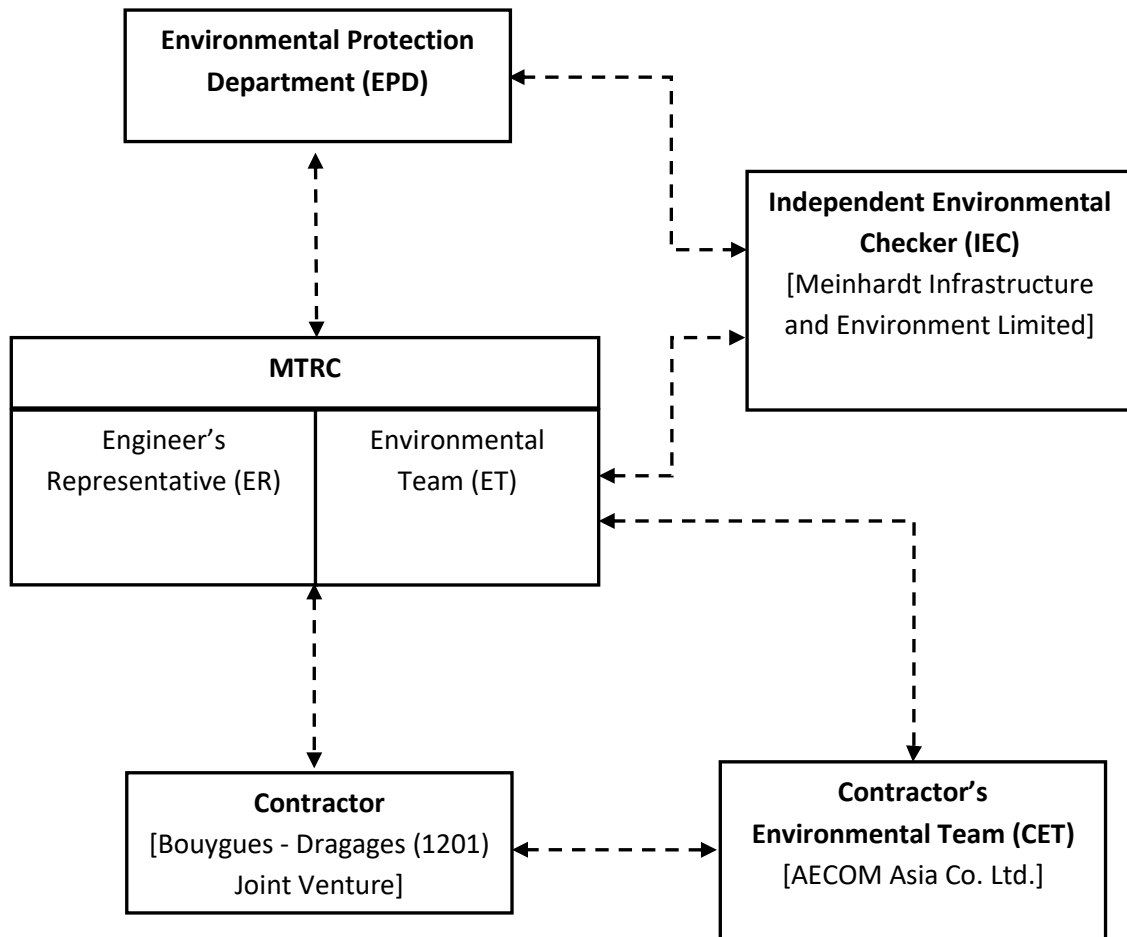
Tentative Construction Programme

#	Activity Name	2023		2024
		Nov 7	Dec 8	Jan 9
1	MTR 1201 TCW Station and Tunnels Revised Programme V6 (Oct 2023)			
2	Civil Construction			
3	A1 Site Office Area			
4	Site Office Area	Planned	Planned	Planned
5	Welfare / Rebar Yard Area	Planned		
6	Civil Construction - TCW			
7	Civil Construction - TCW - Yu Tung Road TTMS & Ramp Demolition			
8	Civil Construction - TCW Station - Site Setup - Yu Tung Road Footbridge Ramp Demolition	Planned		
9	Civil Construction - TCW - Dwall & Pile			
10	Civil Construction - TCW - Site Set Up, Pretreatment Works & Guild Wall			
11	Civil Construction - TCW - Site Set up	Planned	Planned	Planned
12	Civil Construction - TCW - Temporary Substation Setup [132kv]	Planned	Planned	Planned
13	Civil Construction - TCW - Phase 2 - GI	Planned	Planned	Planned
14	Civil Construction - TCW - Pretreatment & Guild Wall	Planned	Planned	Planned
15	Civil Construction - TCW - Dwall Panel			
16	Civil Construction - TCW - Dwall Panel - Zone 1			Planned
17	Civil Construction - TCW - Dwall Panel - Zone 2	Planned	Planned	Planned
18	Civil Construction - TCW - Dwall Panel - Zone 3a		Planned	Planned
19	Civil Construction - TCW - Dwall Panel - Ent A			Planned
20	Civil Construction - TCW - H-pile			
21	Civil Construction - TCW - H-pile - Zone 2			Planned
22	Civil Construction - TCC			
23	Civil Construction - TCC - Shun Tung Rd TTMS Application		Planned	Planned
24	Civil Construction - TCC - Shun Tung Rd TTMS Setup	Planned		
25	Civil Construction - TCC - Site Setup	Planned		
26	Civil Construction - TCC - Pipe Pile Wall	Planned	Planned	Planned
27	Civil Construction - TCC - Noise Enclosure			Planned
28	Civil Construction - TCC - U/T Shaft ELS			Planned
29	Civil Construction - TCA			
30	Civil Construction - TCA - Site Setup	Planned		
31	Civil Construction - TCA - Temporary Substation Setup [132kv]		Planned	Planned
32	Civil Construction - TCA - GI & Pred rill		Planned	Planned
33	Civil Construction - TCA - Slope Formation			Planned
34	Civil Construction - Tunnel			
35	Slurry Treatment Plant at Shun Tung Road	Planned	Planned	Planned
36	Civil Construction - Tunnel - Pre-treatment (If Any)	Planned	Planned	
37	Civil Construction - Barging Point			
38	Civil Construction - Barging Point - Foundation	Planned		
39	Civil Construction - Barging Point - Setup	Planned		

APPENDIX B

Project Organization Structure

Appendix B Project Organization Structure



APPENDIX C

**Implementation Schedule of Environmental Mitigation
Measures**

Appendix C Implementation Schedule of Environmental Mitigation Measures

EIA Ref.	EM&A log Ref.	Environmental Protection Measures during Construction Phase	Implementation Status
Environmental Permit Condition			
General Condition			
EP	General Condition Clause 1.5	The Permit Holder shall display conspicuously a copy of this Permit on the construction site(s) at all vehicular site always entrances/exits or at a convenient location for public's information. The Permit Holder shall ensure that the most updated information about this Permit, including any amended Permit, is displayed at such locations.	@
Air Quality			
Construction Dust Impact			
S3.8.1	D1	<ul style="list-style-type: none"> • Regular watering once per hour on all exposed construction areas with dust emission and haul road will be implemented. • Vehicle washing facilities should be provided at every designated exit point of the construction worksites. • Any excavated or stockpile of dusty material should be covered entirely by impervious sheeting or sprayed with water to maintain the entire surface wet and then removed or backfilled or reinstated where practicable for the excavation or unloading. • Any dusty materials remaining after a stockpile is removed should be wetted with water and cleared from the surface of roads. • A stockpile of dusty material should not be extended beyond the pedestrian barriers, fencing or traffic cones. • The load of dusty materials on a vehicle leaving a construction site should be covered entirely by impervious sheeting to ensure that the dusty materials do not leak from the vehicle. • Where practicable, vehicle washing facilities with high pressure water jet should be provided at every discernible or designated vehicle exit point. The area where vehicle washing takes place and the road section between the washing facilities and the exit point should be paved with concrete, bituminous materials or hardcores. • When there are open excavation and reinstatement works, hoarding of not less than 2.4m high should be provided as far as practicable along the site boundary with provision for public crossing. Good site practice shall also be adopted by the Contractor to ensure the conditions of the hoardings are properly maintained throughout the construction period. • Surfaces where any pneumatic or power-driven drilling, cutting, polishing or other mechanical breaking operation takes place should be sprayed with water or a dust suppression chemical continuously. • Any area that involves demolition activities should be sprayed with water or a dust suppression chemical immediately prior to, during and immediately after the activities so as to maintain the entire surface wet. • Where scaffolding is erected around the perimeter of a building under construction, effective dust screens, sheeting or netting should be provided to enclose the scaffolding from the ground floor level of the building, or a canopy should be provided from the first floor level up to the highest level of the scaffolding. • Dusty materials remaining after a stockpile is removed should be wetted with water. • Any skip hoist for material transport should be totally enclosed by impervious sheeting. • Every stock of more than 20 bags of cement or dry pulverised fuel ash (PFA) should be covered entirely by impervious sheeting or placed in an area sheltered on the top and the 3 sides. • Cement or dry PFA delivered in bulk should be stored in a closed silo fitted with an audible high level alarm which is interlocked with the material filling line and no overfilling is allowed. • Loading, unloading, transfer, handling or storage of bulk cement or dry PFA should be carried out in a totally enclosed system or facility, and any vent or exhaust should be fitted with an effective fabric filter or equivalent air pollution control system. • Exposed earth should be properly treated by compaction, turfing, hydroseeding, vegetation planting or sealing with latex, vinyl, bitumen, shotcrete or other suitable surface stabilisers within six months after the last construction activity on the construction site or part of the construction site where the exposed earth lies. 	<p>@</p> <p>✓</p> <p>@</p> <p>✓</p> <p>✓</p> <p>✓</p> <p>✓</p> <p>N.A.</p> <p>N.A.</p> <p>N.A.</p> <p>N.A.</p> <p>✓</p> <p>✓</p> <p>✓</p> <p>✓</p> <p>N.A.</p> <p>N.A.</p>

EIA Ref.	EM&A log Ref.	Environmental Protection Measures during Construction Phase	Implementation Status
S3.8.1	D1	<p>The following measures related to drill-&-blast activities should be incorporated: <u>Drill-&-blast Activities</u></p> <ul style="list-style-type: none"> • Any drill-&-blast activities should be conducted underneath the concrete slabs for concourses and platforms at the bottom of the TCW Station and underneath a roof cover at the bottom of the shaft between the proposed EAP / EEP and the tunnel. • Impermeable blast covers at the mucking out locations should be shut. • The blasting should only be carried out in a fully enclosed environment; • All neighbouring construction activities should be suspended during blasting; • The areas within 30m from the blasting area should be wetted with water prior to blasting and blasting shall not be carried out when the strong wind signal or tropical cyclone warning signal No. 3 or higher is hoisted; • Where necessary, mist spraying measures should be installed at the mucking out locations. 	N.A.
		<p>The following measures related to barging facilities should be incorporated: <u>Barging facilities</u></p> <ul style="list-style-type: none"> • All construction vehicles should be washed at the exit before leaving the construction worksites; • The entire area of the barging facility should be paved with concrete, bituminous materials or hardcores; • Regular watering once per hour on all exposed stockpiles. • The unloading points at the barging facility are recommended to be provided with an enclosed system with a 3-side screen with top cover and provision of water spraying system. • After unloading the spoil into barge inside the enclosed system, the trucks should be sprayed by water inside the unloading point. • If barges would need to stay overnight at the barging point, spoils on the deck of the barges shall be covered by tarpaulin to avoid dust emission. 	N.A.
S3.8.2	D2	<p>The following good site practices to reduce the exhaust emission from the use of non-road mobile machinery and construction plant and equipment should be implemented:</p> <ul style="list-style-type: none"> • Regulated machines shall be used and exempted NRMMs should be avoided where practicable; • Use cleaner fuel such as ULSD in diesel-operated construction plant to reduce sulphur dioxide emission; • Use of electric PME's where practicable; • Use power supplied from power utilities when practicable (e.g. to replace generators); • Switch off the engine of PME's when idling; • Implement regular and proper maintenance for plant and equipment; • Employ plant and equipment of adequate size and power output and avoid overloading of the plant; • Locate the PME's away from sensitive receivers as far as possible; and • Erect screen to shield the emission source from sensitive receivers where necessary and practicable. 	✓
S3.8.3	D3	Implement regular dust monitoring under EM&A programme during the construction phase.	✓

EIA Ref.	EM&A log Ref.	Environmental Protection Measures during Construction Phase	Implementation Status
Noise			
S4.4.4.4	N1	The following measures should be implemented: <ul style="list-style-type: none"> • only well-maintained plant should be operated onsite and plant should be serviced regularly during the construction programme; • machines and plant (such as trucks, cranes) that may be in intermittent use should be shut down between work periods or should be throttled down to a minimum; • plant known to emit noise strongly in one direction, where possible, be orientated so that the noise is directed away from nearby NSRs; • silencers or mufflers which available on construction equipment should be properly fitted and maintained during the construction works; • spoil transportation routes should be directed away from NSRs as far as practicable; • mobile plant should be sited as far away from NSRs as possible and practicable; • material stockpiles, site office and other structures should be effectively utilised, where practicable, to screen noise from on-site construction activities; • noise monitoring at selected NSRs should be conducted as far as practicable; and • provide designated unloading areas at barging point away from the NSR as far as possible. 	✓
S4.4.4.6	N2	Use of quiet plant which should be made reference to the Powered Mechanical Equipment (PME) listed in the Technical Memorandum or the Quality Powered Mechanical Equipment (QPME) / other commonly used PME listed in Environmental Protection Department (EPD) web pages as far as possible which includes the Sound Power Level (SWLs) for specific quiet PME.	N.A.
S4.4.4.7 – S4.4.4.10	N3	Install movable temporary noise barriers (typical design is wooden framed barrier with a small-cantilevered upper portion of superficial density no less than 7kg/m ² on a skid footing with 25mm thick internal sound absorptive lining), and full enclosure, screen the noisy plants including water pump etc.	✓
S4.4.4.11	N4	Use of 3-side temporary movable enclosure to screen trench cutters and concrete lorry mixer near Yat Tung Estate. The design of the enclosure shall include the followings: <ul style="list-style-type: none"> • Gaps and openings at joints should be avoided; • Enclose the equipment on three sides with cover; and • Absorptive lining should be provided at the sides facing the PME as far as practicable. 	✓
S4.4.4.12	N5	Installation of noise barrier along the western side of site boundary to screen noise for the village houses of Ma Wan Chung. The location of noise barrier is shown in the Figure 4.4.1 of the EIA report. The design of the noise barrier should include the followings: <ul style="list-style-type: none"> • Gaps and openings at joints should be avoided; • The length of the barrier should be about 27m while the height should be about 4m; and • Surface density of the barrier no less than 7kg/m². 	✓
S4.4.4.4	N6	Implement an airborne construction noise monitoring under EM&A programme.	✓
Water Quality			
S5.7.1	W1	General Construction Activities Best Management Practices (BMPs) should be implemented as far as practicable according to The Professional Persons Environmental Consultative Committee (ProPECC) Practice Note (PN) 1/94 “Construction Site Drainage”. The details of BMPs are presented as follows: <ul style="list-style-type: none"> • All effluent discharged from the construction site should comply with the standards stipulated in the DSS-TM; • Discharge surface and road runoff from construction sites including barging point into storm drains via adequately designed sand/silt removal facilities such as sand traps, silt traps, and sedimentation tanks with sufficient retention time. Provide channels or earth bunds or sandbag barriers on-site during construction works to properly direct stormwater to such silt removal facilities. 	✓

EIA Ref.	EM&A log Ref.	Environmental Protection Measures during Construction Phase	Implementation Status
S5.7.1	W1	<p>Provide perimeter channels on-site boundaries where necessary to intercept storm runoff from outside the site so that it will not wash across the site. Install catch pits and perimeter channels in advance of site formation works and earthworks;</p> <ul style="list-style-type: none"> • Covered the temporarily exposed slope surfaces e.g. by a tarpaulin. • Protect the temporary access roads by crushed stone or gravel, as excavation proceeds as far as practicable. Install intercepting channels (e.g. along the crest/edge of excavation) to prevent storm runoff from washing across exposed soil surfaces. Carried out adequate surface protection measures safely well before the arrival of a rainstorm; • Compact the final surfaces of earthworks properly and execute the subsequent permanent work or surface protection immediately after the final surfaces are formed to prevent erosion caused by rainstorms. Install appropriate drainage like intercepting channels where necessary; • If excavation of trenches in wet seasons is necessary, they should be dug and backfilled in short sections as far as practicable to minimize the ingress of rainwater into trenches. Discharge the rainwater pumped out from trenches or foundation excavations into storm drains via silt removal facilities; • Cover the open stockpiles of construction materials (e.g. aggregates, sand and fill material) on sites with tarpaulin or similar fabric during rainstorms; • Cover and temporarily sealed manholes (including newly constructed ones) adequately so as to prevent silt, construction materials, or debris from getting into the drainage system, and to prevent storm runoff from getting into foul sewers. Avoid discharging surface runoff into foul sewers in order not to unduly overload the foul sewerage system; and • Clean the construction sites on a regular basis (e.g. remove the rubbish and litter from the construction sites). 	
S5.7.1	W1	<p>Recondition and reuse the bentonite wherever practicable to minimise the disposal volume of used bentonite slurries. Provide temporary enclosed storage locations on-site for any unused bentonite that needs to be transported away after the related construction activities are completed. The process of handling and disposing of bentonite slurries should follow the requirements as stipulated in ProPECC PN 1/94: <u>Handling and Disposing of Bentonite Slurries</u></p> <ul style="list-style-type: none"> • Bentonite slurries used in diaphragm wall and bore-pile construction should be reconditioned and reused wherever practicable. If the disposal of at the marine spoil quantity cannot be avoided, the used slurry may be disposed of at the marine spoil grounds subject to obtaining a marine dumping licence from EPD on a case-by-case basis. • If the used bentonite slurry is intended to be disposed of through the public drainage system, it should be treated to the respective effluent standards applicable to foul sewers, storm drains or the receiving waters as set out in the WPCO Technical Memorandum on Effluent Standards. 	N.A.
S5.7.2	W2	<p><u>Mitigation measures/ enhancement measures for TCW Area</u></p> <ul style="list-style-type: none"> • Install a barrier such as sheet pile/hoarding with concrete footing along the western boundary of the construction site/works areas. This barrier shall be able to contain the surface run-off from releasing to the estuary in an uncontrolled manner during heavy rainfall; • Contractor should apply for a discharge licence under the WPCO and conduct necessary water quality measurements at the discharge location(s) to demonstrate compliance with the licence conditions; and • Maintain the silt removal facilities, channels, and manholes and remove the deposited silt and grit regularly, at the onset of and after each rainstorm to prevent local flooding if necessary. 	N.A.

EIA Ref.	EM&A log Ref.	Environmental Protection Measures during Construction Phase	Implementation Status
S5.7.3	W3	<p><u>Mitigation measures for Barging Point</u></p> <ul style="list-style-type: none"> • Maintain adequate clearance between vessels and the seabed in all tide conditions to minimise undue turbidity generated by turbulence from vessel movement or propeller wash; and • Control the loading of barges and hoppers to prevent the splashing of material into the surrounding water. Barges or hoppers should not be filled to a level that will cause the overflow of materials or polluted water during loading or transportation. 	N.A.
S5.7.4	W4	<p><u>Wastewater Discharge from Tunnelling and Open Cut Excavation</u></p> <ul style="list-style-type: none"> • Treat the wastewater, especially with a high level of suspended solids, by settling tanks with sufficient retention time before discharging to the stormwater drain; • Remove oil, lubricants, and grease from wastewater by oil interceptors whenever necessary; and • Apply for a discharge licence under the Water Pollution Control Ordinance (WPCO) for discharging to the stormwater drain. 	N.A.
S5.7.5	W5	<p><u>Alteration of Groundwater Level</u></p> <ul style="list-style-type: none"> • Install groundwater monitoring wells as a precautionary measure in the area closed to TBM and other potential underground works; and • An action plan is recommended to guide the work arrangement in case of appearing change of groundwater level. 	N.A.
S5.7.6	W6	<p><u>Sewage Effluent from Construction Workforce</u></p> <ul style="list-style-type: none"> • No discharge of sewage to the stormwater system and marine water will be allowed; • Establish adequate and sufficient portable chemical toilets in the works areas to handle sewage from the construction workforce; • Employ a registered waste collector to clean and maintain the chemical toilets on a regular basis; and • Notices should be posted at conspicuous locations to remind the workers not to discharge any sewage or wastewater into the surrounding environment. 	✓
S5.7.7	W7	<p><u>Accidental Spillage</u></p> <ul style="list-style-type: none"> • Contractor must register as a chemical waste producer if chemical wastes would be produced from the construction activities; • Any chemical waste generated shall be managed in accordance with the Waste Disposal (Chemical Waste) (General) Regulation; • The Contractor should develop management procedures for chemicals used and prepare an emergency spillage handling procedure to deal with chemical spillage in case of an accident occurs; • Any services and maintenance facilities should be located on hard standings within a bunded area, and sumps and oil interceptors should be provided. Maintenance of vehicles and equipment involving activities with the potential for leakage and spillage should only be undertaken within the areas appropriately equipped to control these discharges; • The service and maintenance as well as any chemical storage area would be avoided to position near the watercourse as a safe guard; • The Code of Practice on the Packaging, Labelling and Storage of Chemical Wastes published under the Waste Disposal Ordinance shall be followed to deal with chemical wastes; • Suitable containers should be used to hold the chemical wastes to avoid leakage or spillage during storage, handling, and transport; • Chemical waste containers should be suitably labelled, to notify and warn the personnel who are handling the wastes, to avoid accidents; • Storage area should be selected at a safe location on-site and adequate space should be allocated to the storage area; Sufficient ground investigation and soil testing should be carried out; • All charted drill holes should be checked by engineer to ensure proper seal up prior to the TBM passing; and • The Contractor should devise a contingency plan for any accidental spillage and heavy rainfall event. 	✓

EIA Ref.	EM&A log Ref.	Environmental Protection Measures during Construction Phase	Implementation Status
Waste Management			
S6.2.3.2	WM1	<u>Good Site Practices</u> The following good site practices are recommended to reduce waste generation during construction: <ul style="list-style-type: none"> • Nomination of an approved personnel, such as a site manager, to be responsible for the implementation of good site practices, arrangements for collection and effective disposal to an appropriate facility, of all wastes generated at the site; • Training of site personnel in site cleanliness, appropriate waste management procedures and concepts of waste reduction, reuse and recycling; • Provision of sufficient waste disposal points and regular collection for disposal; • Appropriate measures to minimize windblown litter and dust during transportation of waste by either covering trucks or by transporting wastes in enclosed containers; • Regular cleaning and maintenance programme for drainage systems, sumps and oil interceptors; • Provision of wheel washing facilities at the site exit before the trucks leave the works areas; and • The Contractor should prepare a Waste Management Plan (WMP) as part of the Environmental Management Plan (EMP) in accordance with the ETWB TCW No. 19/2005. The WMP should be submitted to the Engineer for approval. Mitigation measures proposed in the EIA Report and the EM&A Manual should be adopted. 	✓
S6.2.3.3	WM2	<u>Waste Reduction Measures</u> The following recommendations are proposed to achieve reduction of waste: <ul style="list-style-type: none"> • Segregate and store different types of waste in different containers, skip or stockpiles to enhance reuse or recycling of materials and their proper disposal; • Proper storage and good site practices to minimize the potential for damage and contamination of construction materials; • Plan and stock construction materials carefully to minimize amount of waste generated and avoid unnecessary generation of waste; • Sort out demolition debris and excavated materials from demolition works to recover reusable/ recyclable portions (i.e. soil, broken concrete, metal etc.); and • Provide training to workers on the importance of appropriate waste management procedures, including waste reduction, reuse and recycling. 	✓
S6.2.3.4 – S6.2.3.8	WM3	<u>Storage, Collection and Transportation of Waste</u> The following recommendation should be implemented to minimise the impacts from storage, collection and transportation of waste: <ul style="list-style-type: none"> • Non-inert C&D materials such as top soil should be handled and stored well to ensure secure containment of the materials; • Stockpiling area should be provided with covers and water spraying system to prevent materials from windblown or being washed away; and • Different locations should be designated to stockpile each material to enhance reuse. • Remove waste in timely manner; • Employ the trucks with cover or enclosed containers for waste transportation; • Obtain relevant waste disposal permits from the appropriate authorities; • Disposal of waste should be done at licensed waste disposal facilities; • All dump trucks engaged on site for delivery of inert C&D material from the site to PFRFs should be equipped with GPS or equivalent system for tracking and monitoring of their travel routings and parking locations by the Contractor. The data collected by GPS or equivalent system should be recorded properly for checking and analysis by ET and IEC; • A Construction and Demolition Material Management Plan (C&DMMP) should be prepared in accordance with Section 4.1.3 “Construction and Demolition Materials” of the Project Administration Handbook for Civil Engineering Works and will be submitted together with the EIA Report to Public Fill Committee (PFC) for approval; • Carry out on-site sorting for C&D materials; 	✓

EIA Ref.	EM&A log Ref.	Environmental Protection Measures during Construction Phase	Implementation Status
S6.2.3.4 – S6.2.3.8	WM3	<ul style="list-style-type: none"> • Make provisions in the Contract documents to allow and promote the use of recycled aggregates where appropriate. Implement a trip-ticket system for each works contract in accordance with DEVB TCW No. 06/2010: <u>Trip-Ticket System</u> <ul style="list-style-type: none"> • CHIT in lieu of DDF shall be used at public fill facilities, sorting facilities, outlying island transfer facilities and landfills for disposal tracking purpose shall be used and the associated duties and responsibilities of supervisory staff in enforcing the TTS are revised. • The Contractor shall propose only private construction sites, private recycling facilities, or construction sites of Government, Hong Kong Housing Authority and Mass Transit Railway Corporation as alternative disposal grounds. • In assessing proposal for alternative disposal ground, the Architect/ Engineer/ Supervising Office/ Maintenance Surveyor shall consult the relevant Government department and seek the approval of a D2 officer or above from his/her department. 	✓
S6.2.3.10 – S6.2.3.12	WM4	<u>On-site Sorting of C&D Materials</u> <ul style="list-style-type: none"> • Storage areas should be provided in the site for temporary storage of inert C&D materials during construction phase. • All C&D materials arising from the construction would be sorted on-site to recover the inert C&D materials and reusable and recyclable materials prior to disposal off-site as far as practicable. • Non-inert portion of C&D materials should be reused whenever possible and be disposal of at landfills as a last resort. • The Contractor should devise a system to work for on-site sorting of C&D materials and promptly remove all sorted and processed material arising from the construction activities to minimize temporary stockpiling on-site. The system should include the identification of the source of generation, estimated quantity, arrangement for onsite sorting and/ or collection, temporary storage areas, and frequency of collection by recycling contractors or frequency of removal off-site. 	N.A.
S6.2.3.13	WM5	<u>Reuse of C&D Materials</u> <ul style="list-style-type: none"> • Reuse suitable inert C&D materials on-site as far as practicable; • Reuse suitable excavated rock by reworking at approved quarries (e.g. crushed as aggregates); • Sorting of demolition debris and excavated materials from demolition works to recover reusable/ recyclable portions (e.g. soil, broken concrete, metal); and • Protect recyclable material to keep it in usable condition. 	✓
S6.2.3.15	WM6	<u>Specification of Inert C&D Materials to be Delivered Off-site</u> In case there are surplus inert C&D materials generated in the Project and are required to delivered to the Public Fill Reception Facilities (PFRFs), the inert C&D materials should fulfil the following requirements: <ul style="list-style-type: none"> • Reclaimed asphalt pavement will not be mixed with other materials when delivered to the public fill reception facilities; • Moisture content of inert C&D materials will be lowered to 25% max. when delivered to the public fill reception facilities; • Inert C&D materials delivered to the public fill reception facilities should be a size less than 250mm; and • Inert construction waste shall not be in liquid form such that it can be contained and delivered by dump truck as far as possible. Inert C&D materials in liquid form shall be solidified before delivering to the public fill reception facilities. 	N.A.
S6.2.3.17	WM7	<u>Use of Standard Formwork and Planning of Construction Materials purchasing</u> <ul style="list-style-type: none"> • Standard formwork should also be used as far as practicable to minimise the arising of non-inert C&D materials; • Use of more durable formwork (e.g. metal hoarding) or plastic facing should be encouraged in order to enhance the possibility of recycling; and • Purchasing of construction materials should be carefully planned in order to avoid over ordering and wastage. 	N.A.
S6.2.3.18 – S6.2.3.20	WM8	<u>Land-based Marine Sediment</u> <ul style="list-style-type: none"> • Excavated land-based marine sediment should be reused as far as possible within the Project Site before considering disposal. Marine disposal option for the land-based marine sediment should only be considered as the last resort upon exhaustion of reuse options. • All construction plant and equipment shall be designed and maintained to minimise the risk of sediments being released into the water column or deposited in the locations other than designated location. 	N.A.

EIA Ref.	EM&A log Ref.	Environmental Protection Measures during Construction Phase	Implementation Status
S6.2.3.18 – S6.2.3.20	WM8	<ul style="list-style-type: none"> All vessels should be sized so that adequate clearance is maintained between vessels and the seabed in all tide conditions, to minimise that undue turbidity is not generated by turbulence from vessel movement or propeller wash. Adequate freeboard shall be maintained on barges to ensure that decks are not washed by wave action. The Contractor shall monitor all vessels transporting the excavated sediment. The Contractor shall keep and produce logs and other records to demonstrate compliance and that journeys are consistent with designated locations and copies of such records shall be submitted to the Engineers. The Contractor shall comply with the conditions in the dumping permit issued under the Dumping at Sea Ordinance (DASO). All bottom dumping vessels (hopper barges) shall be fitted with tight fittings seals to their bottom openings to prevent leakage of material. The excavated sediment shall be placed into the disposal pit by bottom dumping. Discharge shall be undertaken rapidly and the hoppers shall be closed immediately. Sediment adhering to the sides of the hopper shall not be washed out of the hopper and the hopper shall remain closed until the barge returns to the disposal site. 	
S6.2.3.21	WM9	<p>If mixing of land-based marine sediment with cement is to be used for backfilling on-site, the following mitigation measures should be followed.</p> <ul style="list-style-type: none"> The loading, unloading, handling, transfer or storage of bulk cement should be carried out in an enclosed system as far as practicable; Mixing process and other associated material handling activities should be properly scheduled to minimise potential noise impact and dust emission; and The mixing facilities should be sited as far apart as practicable from the nearby NSRs and to be sited under covers to minimise dust nuisance to the nearby receivers. 	N.A.
S6.2.3.22 – S6.2.3.23	WM10	<p><u>Chemical Waste</u></p> <ul style="list-style-type: none"> Reduce the generation quantities or select a chemical type of less impact on environment, health and safety as far as possible; and If chemical wastes are produced at the construction site, the Contractors should register with EPD as chemical waste producer. Chemical wastes should be stored in appropriate containers and collected by a licensed chemical waste collector. Chemical wastes (e.g. spent lubricant oil) should be recycled at an appropriate facility as far as possible, while the chemical waste that cannot be recycled should be disposed of at either the Chemical Waste Treatment Centre, or another licensed facility, in accordance with the Waste Disposal (Chemical Waste) (General) Regulation. 	✓
S6.2.3.24 – S6.2.3.25	WM11	<p><u>General Refuse</u></p> <ul style="list-style-type: none"> General refuse should be stored in enclosed bins separately from construction and chemical wastes. Recycling bins should also be placed to encourage recycling; Preferably enclosed and covered areas should be provided for general refuse collection and routine cleaning for these areas should also be implemented to keep areas clean; A reputable waste collector should be employed to remove general refuse on a daily basis; Arrangements should be made with the recycling companies to collect the recycle waste as required; The Contractor should implement an education programme for workers relating to avoiding, reducing, reusing and recycling general waste; and Participation in a local collection scheme should be considered by the Contractor to facilitate waste reduction. 	✓
Ecology			
S8.9.1	E1	• Avoidance of marine works.	✓
S8.9.1	E3	• Avoidance of works within intertidal zone of Tung Chung Bay.	✓
S8.9.1	E4	• Avoidance of country parks, SSSI, CA and CPA.	✓
S8.9.1	E5	• Avoidance of mature woodland.	✓
S8.9.1	E6	• Avoidance of re-diversion of Wong Lung Hang Nullah.	✓

EIA Ref.	EM&A log Ref.	Environmental Protection Measures during Construction Phase	Implementation Status
S8.9.7	E7	<ul style="list-style-type: none"> A protection zone should be set up for one individual of <i>Aquilaria sinensis</i> and <i>Canthium Dicocum</i> on the plantation slope along Shun Tung Road. 	N.A.
S8.9.11	E8	<u>Minimisation of Human Disturbance during Construction</u> <ul style="list-style-type: none"> Install site hoarding of appropriate height along site boundaries; Construction activities and material storage should be strictly confined within the construction sites; and For TCW section, dedicated access to the nearby ecologically sensitive areas outside of the construction sites, works areas, and works sites is not allowed due to the proximity to the Wong Lung Hang estuary and Tung Chung Bay. 	N.A.
Landscape and Visual			
S10.8.2	LV1	<u>Tree Preservation</u> <ul style="list-style-type: none"> Existing trees to be retained within the Project Site shall be protected carefully during construction. 	✓
S10.8.2	LV2	<u>Tree Transplanting</u> <ul style="list-style-type: none"> Trees unavoidably affected by the Project works shall be transplanted where practical. Approximately 170 nos. of trees are proposed to be transplanted at Shun Tung Road and Yu Tung Road. 	✓
S10.8.2	LV3	<u>Landscape Reinstatement</u> <ul style="list-style-type: none"> All hard and soft landscape areas disturbed temporarily during construction shall be reinstated on like-to-like basis as far as possible, to the satisfaction of the relevant Government Departments. 	N.A.
S10.8.2	LV4	<u>Lighting Control</u> <ul style="list-style-type: none"> All security floodlights for construction sites should be carefully controlled to minimize light pollution and night time glare to nearby users. 	N.A.
S10.8.2	LV5	<u>Erection of Screen Hoarding</u> <ul style="list-style-type: none"> Construction site hoarding should be erected around the work sites and work areas to screen pedestrian level views into the construction area from visual sensitive receivers. Hoarding design shall be compatible with the surrounding context as far as practicable 	N.A.
S10.8.2	LV6	<u>Optimization of Construction Areas</u> <ul style="list-style-type: none"> Control of construction areas shall be enforced, where possible, to ensure that the landscape and visual impacts arising from the construction activities are minimised. It includes optimising the extent of working areas and temporary works areas, management on storing and using the construction equipment and materials, and consideration of detailed schedules to shorten the construction period. 	N.A.
Cultural Heritage			
S11.5.5	CH1	<u>Terrestrial Archaeology</u> <ul style="list-style-type: none"> Conduct field scan, 6 auger tests and 2 test pit excavations within the area of archaeological interest by a qualified archaeologist who obtains a licence under the Antiquities and Monuments Ordinance (Cap. 53). Locations and scope should be agreed with AMO prior to implementation. The exact locations of the auger tests and test pits would be subject to site circumstances and constraints. Subject to the findings of the further archaeological testing, options for mitigation measures such as in-situ preservation, relocation and preservation by record etc would be fully investigated and agreed with AMO. 	N.A.
S11.5.5	CH2	<u>Terrestrial Archaeology</u> <ul style="list-style-type: none"> AMO should be informed immediately in case of discovery of antiquities or supposed antiquities in the course of the project works in accordance with the Antiquities and Monuments Ordinance (Cap. 53), so that appropriate mitigation measures, if needed, can be timely formulated and implemented in agreement with AMO. 	N.A.

EIA Ref.	EM&A log Ref.	Environmental Protection Measures during Construction Phase	Implementation Status
Hazard to Life			
S12.3.2.1	H1	<p><u>Design Measures</u></p> <ul style="list-style-type: none"> • Implement emergency plan for efficient excavation including good practice; • Adopt site-sensitised bulk emulsion explosives for blasting; • No overnight storage of explosives; • Provide impermeable blast covers for the TCW Station and EAP/ EEP; • Prior to blasting, all the construction workforce for EAP/EEP and TCW station shall be evacuated and all the impermeable blast covers shall be closed; • Limit to one blast per day for each blasting location (i.e. total of two blasts each day for the entire project). 	✓
S12.3.2.2	H2	<p>Good Site Practices</p> <ul style="list-style-type: none"> • Temporary mitigation measures such as blast doors or heavy duty blast curtains should be installed at the access adits, shafts/ portals and at suitable locations underground to prevent flyrock and control the air overpressure; • Blasting at different locations will be carried out for this project. Good communication and control will need to be adopted in ensuring that the works are carried out safely; • A Chief Shotfirer and a Blasting Engineer shall be employed in addition to the normal blasting personnel to ensure that the works are coordinated between blasting areas and between adjacent contracts; • Shotfirer to be provided with a lightning detector, and appropriate control measures should be in place; • Provide full-time supervision and blast checking by Blast Competent Supervisors (BCS) as mentioned in Project Administration Handbook for Civil Engineering Works; • Checking (including both document and site checks) for each blast including the installation of protective, precautionary, preventive measures, comply with the Blasting Permit requirements; • Inspecting the condition of all sensitive receivers before and after each blast; • Inspecting the construction of preventive works, if required, for the sensitive receivers; • Monitoring the site operations and working methods to ensure that they meet the safety requirements set out in the Blasting Permit; • Inspect consequence-to-life category 1 and 2 slopes that are subjected to significant blasting vibration before and after each blast; • Limit blast charge weight based on the allowable Peak Particle Velocity (PPV) for the controlling sensitive receivers surrounding the site; • Monitor regularly the condition of all sensitive receivers and carry out inspections and reviews before and after each blast; • Resolve any stability concerns observed at the slopes (e.g. persistent adverse discontinuity or other adverse geology, or loose boulders or other objects on the slope that could become unstable) before blasting; • Ensure that any blasting carried out will not adversely affect services, slopes, retaining walls, buildings and structures through ground vibrations or other effects; • Ensure that adequate and necessary preventive, protective and precautionary measures are provided to prevent the works from causing injury to workers and the public, significant disruption to traffic, undue vibration and movement to existing structures and services, or undue nuisance to the public. 	N.A.

*Note: N.A = Not Available; N.O = Not Observed, ✓ = Implemented; ✗ = Not Implemented; @ = Partially Implemented

APPENDIX D

Summary of Action and Limit Levels

Appendix D – Summary of Action and Limit Levels

Table 1 Action and Limit Levels for 1-hour TSP

ID	Location	Action Level	Limit Level
DM-3	Shops at Tung Chung Crescent	327 $\mu\text{g}/\text{m}^3$	500 $\mu\text{g}/\text{m}^3$
DM-4	Yat Tung Shopping Centre	312 $\mu\text{g}/\text{m}^3$	500 $\mu\text{g}/\text{m}^3$
DM-5b	Ma Wan Chung Village	333 $\mu\text{g}/\text{m}^3$	500 $\mu\text{g}/\text{m}^3$

**Table 2 Action and Limit Levels for Construction Noise
 (0700 – 1900 hrs of normal weekdays)**

ID	Location	Action Level	Limit Level
NM2	Block 9 of Tung Chung Crescent	When one documented complaint is received	75 dB(A)
NM3a	2/F rooftop of Yat Tung Shopping Centre	When one documented complaint is received	75 dB(A)

APPENDIX E

Calibration Certificates of Equipments

Certificate of Calibration

Calibration Certification Information			
Cal. Date: January 16, 2023	Rootsmeter S/N: 438320	Ta: 293	°K
Operator: Jim Tisch		Pa: 748.8	mm Hg
Calibration Model #: TE-5025A	Calibrator S/N: 0843		

Run	Vol. Init (m3)	Vol. Final (m3)	ΔVol. (m3)	ΔTime (min)	ΔP (mm Hg)	ΔH (in H2O)
1	1	2	1	1.3860	3.2	2.00
2	3	4	1	0.9840	6.4	4.00
3	5	6	1	0.8780	8.0	5.00
4	7	8	1	0.8430	8.8	5.50
5	9	10	1	0.6950	12.7	8.00

Data Tabulation						
Vstd (m3)	Qstd (x-axis)	$\sqrt{\Delta H \left(\frac{Pa}{Pstd} \right) \left(\frac{Tstd}{Ta} \right)}$ (y-axis)	Va	Qa (x-axis)	$\sqrt{\Delta H \left(\frac{Ta}{Pa} \right)}$ (y-axis)	
0.9978	0.7199	1.4157	0.9957	0.7184	0.8846	
0.9935	1.0097	2.0021	0.9915	1.0076	1.2511	
0.9914	1.1291	2.2384	0.9893	1.1268	1.3987	
0.9903	1.1747	2.3476	0.9882	1.1723	1.4670	
0.9851	1.4174	2.8313	0.9830	1.4144	1.7693	
QSTD	m=	2.03196	QA	m=	1.27238	
	b=	-0.04813		b=	-0.03007	
	r=	0.99993		r=	0.99993	

Calculations			
Vstd=	$\Delta Vol \left(\frac{Pa - \Delta P}{Pstd} \right) \left(\frac{Tstd}{Ta} \right)$	Va=	$\Delta Vol \left(\frac{Pa - \Delta P}{Pa} \right)$
Qstd=	Vstd/ΔTime	Qa=	Va/ΔTime
For subsequent flow rate calculations:			
Qstd=	$1/m \left(\left(\sqrt{\Delta H \left(\frac{Pa}{Pstd} \right) \left(\frac{Tstd}{Ta} \right)} \right) - b \right)$	Qa=	$1/m \left(\left(\sqrt{\Delta H \left(\frac{Ta}{Pa} \right)} \right) - b \right)$

Standard Conditions	
Tstd:	298.15 °K
Pstd:	760 mm Hg
Key	
ΔH: calibrator manometer reading (in H2O)	
ΔP: rootsmeter manometer reading (mm Hg)	
Ta: actual absolute temperature (°K)	
Pa: actual barometric pressure (mm Hg)	
b: intercept	
m: slope	

RECALIBRATION
US EPA recommends annual recalibration per 1998 40 Code of Federal Regulations Part 50 to 51, Appendix B to Part 50, Reference Method for the Determination of Suspended Particulate Matter in the Atmosphere, 9.2.17, page 30



CERTIFICATE OF CALIBRATION

Certificate No.: 23CA0427 01-01 Page 1 of 2

Item tested

Description:	Sound Level Meter (Type 1)	Microphone	Preamp
Manufacturer:	Nti	Nti Andio	Nti Andio
Type/Model No.:	XL2	MC230A	MA220
Serial/Equipment No.:	A2A-17440-EO	A18423	9087
Adaptors used:	-		

Item submitted by

Customer Name: AECOM
Address of Customer: -
Request No.: -
Date of receipt: 27-Apr-2023

Date of test: 29-Apr-2023

Reference equipment used in the calibration

Description:	Model:	Serial No.	Expiry Date:	Traceable to:
Multi function sound calibrator	B&K 4226	2288444	23-Aug-2023	CIGISMEC
Signal generator	DS 360	61227	08-Jun-2023	CEPREI

Ambient conditions

Temperature: 22 ± 1 °C
Relative humidity: 55 ± 10 %
Air pressure: 1005 ± 5 hPa

Test specifications

1. The Sound Level Meter has been calibrated in accordance with the requirements as specified in BS 7580: Part 1: 1997 and the lab calibration procedure SMTP004-CA-152.
2. The electrical tests were performed using an electrical signal substituted for the microphone which was removed and replaced by an equivalent capacitance within a tolerance of $\pm 20\%$.
3. The acoustic calibration was performed using an B&K 4226 sound calibrator and corrections was applied for the difference between the free-field and pressure responses of the Sound Level Meter.

Test results

This is to certify that the Sound Level Meter conforms to BS 7580: Part 1: 1997 for the conditions under which the test was performed.

Details of the performed measurements are presented on page 2 of this certificate.

Actual Measurement data are documented on worksheets.

Approved Signatory:



Feng Junqi

Date: 02-May-2023

Company Chop:



Comments: The results reported in this certificate refer to the condition of the instrument on the date of calibration and carry no implication regarding the long-term stability of the instrument. The results apply to the item as received.



CERTIFICATE OF CALIBRATION

(Continuation Page)

Certificate No.: 23CA0427 01-01

Page 2 of 2

1, Electrical Tests

The electrical tests were performed using an equivalent capacitance substituted for the microphone. The results are given in below with test status and the estimated uncertainties. The "Pass" means the result of the test is inside the tolerances stated in the test specifications. The "-" means the result of test is outside these tolerances.

Test:	Subtest:	Status:	Expanded Uncertainty (dB)	Coverage Factor
Self-generated noise	A	Pass	0.3	
	C	Pass	0.8	2.1
	Lin	Pass	1.6	2.2
Linearity range for Leq	At reference range, Step 5 dB at 4 kHz	Pass	0.3	
	Reference SPL on all other ranges	Pass	0.3	
	2 dB below upper limit of each range	Pass	0.3	
	2 dB above lower limit of each range	Pass	0.3	
	At reference range, Step 5 dB at 4 kHz	Pass	0.3	
Linearity range for SPL	A	Pass	0.3	
	C	Pass	0.3	
	Lin	Pass	0.3	
Time weightings	Single Burst Fast	Pass	0.3	
	Single Burst Slow	Pass	0.3	
Peak response	Single 100µs rectangular pulse	Pass	0.3	
R.M.S. accuracy	Crest factor of 3	Pass	0.3	
Time weighting I	Single burst 5 ms at 2000 Hz	Pass	0.3	
	Repeated at frequency of 100 Hz	Pass	0.3	
Time averaging	1 ms burst duty factor 1/10 ³ at 4kHz	Pass	0.3	
	1 ms burst duty factor 1/10 ⁴ at 4kHz	Pass	0.3	
Pulse range	Single burst 10 ms at 4 kHz	Pass	0.4	
Sound exposure level	Single burst 10 ms at 4 kHz	Pass	0.4	
Overload indication	SPL	Pass	0.3	
	Leq	Pass	0.4	

2, Acoustic tests

The complete sound level meter was calibrated on the reference range using a B&K 4226 acoustic calibrator with 1000Hz and SPL 94 dB. The sensitivity of the sound level meter was adjusted. The test result at 125 Hz and 8000 Hz are given in below with test status and the estimated uncertainties.

Test:	Subtest	Status	Expanded Uncertainty (dB)	Coverage Factor
Acoustic response	Weighting A at 125 Hz	Pass	0.3	
	Weighting A at 8000 Hz	Pass	0.5	

3, Response to associated sound calibrator

N/A

The expanded uncertainties have been calculated in accordance with the ISO Publication "Guide to the expression of uncertainty in measurement", and gives an interval estimated to have a level of confidence of 95%. A coverage factor of 2 is assumed unless explicitly stated.

- End -

Calibrated by:

Date:

Fung Chi Yip
29-Apr-2023

Checked by:

Date:

Chan Yuk Yiu
02-May-2023

The standard(s) and equipment used in the calibration are traceable to national or international recognised standards and are calibrated on a schedule to maintain the required accuracy level.



CERTIFICATE OF CALIBRATION

Certificate No.: 23CA0427 01-02 Page 1 of 2

Item tested

Description:	Sound Level Meter (Type 1)	Microphone	Preamp
Manufacturer:	Nti	Nti Andio	Nti Andio
Type/Model No.:	XL2	MC230A	MA220
Serial/Equipment No.:	A2A-17788-EO	A18398	9065
Adaptors used:	-		

Item submitted by

Customer Name: AECOM
Address of Customer: -
Request No.: -
Date of receipt: 27-Apr-2023

Date of test: 29-Apr-2023

Reference equipment used in the calibration

Description:	Model:	Serial No.	Expiry Date:	Traceable to:
Multi function sound calibrator	B&K 4226	2288444	23-Aug-2023	CIGISMEC
Signal generator	DS 360	61227	08-Jun-2023	CEPREI

Ambient conditions

Temperature: 22 ± 1 °C
Relative humidity: 55 ± 10 %
Air pressure: 1005 ± 5 hPa

Test specifications

- The Sound Level Meter has been calibrated in accordance with the requirements as specified in BS 7580: Part 1: 1997 and the lab calibration procedure SMTP004-CA-152.
- The electrical tests were performed using an electrical signal substituted for the microphone which was removed and replaced by an equivalent capacitance within a tolerance of $\pm 20\%$.
- The acoustic calibration was performed using an B&K 4226 sound calibrator and corrections was applied for the difference between the free-field and pressure responsess of the Sound Level Meter.


Test results

This is to certify that the Sound Level Meter conforms to BS 7580: Part 1: 1997 for the conditions under which the test was performed.

Details of the performed measurements are presented on page 2 of this certificate.

Actual Measurement data are documented on worksheets.

Approved Signatory:



Feng Junqi

Date: 02-May-2023

Company Chop:



Comments: The results reported in this certificate refer to the condition of the instrument on the date of calibration and carry no implication regarding the long-term stability of the instrument. The results apply to the item as received.



CERTIFICATE OF CALIBRATION

(Continuation Page)

Certificate No.: 23CA0427 01-02

Page 2 of 2

1, Electrical Tests

The electrical tests were performed using an equivalent capacitance substituted for the microphone. The results are given in below with test status and the estimated uncertainties. The "Pass" means the result of the test is inside the tolerances stated in the test specifications. The "-" means the result of test is outside these tolerances.

Test:	Subtest:	Status:	Expanded Uncertainty (dB)	Coverage Factor
Self-generated noise	A	Pass	0.3	2.1
	C	Pass	0.8	
	Lin	Pass	1.6	
Linearity range for Leq	At reference range, Step 5 dB at 4 kHz	Pass	0.3	2.2
	Reference SPL on all other ranges	Pass	0.3	
	2 dB below upper limit of each range	Pass	0.3	
	2 dB above lower limit of each range	Pass	0.3	
	At reference range, Step 5 dB at 4 kHz	Pass	0.3	
Linearity range for SPL	A	Pass	0.3	
	C	Pass	0.3	
	Lin	Pass	0.3	
Time weightings	Single Burst Fast	Pass	0.3	
	Single Burst Slow	Pass	0.3	
Peak response	Single 100µs rectangular pulse	Pass	0.3	
R.M.S. accuracy	Crest factor of 3	Pass	0.3	
Time weighting I	Single burst 5 ms at 2000 Hz	Pass	0.3	
	Repeated at frequency of 100 Hz	Pass	0.3	
Time averaging	1 ms burst duty factor 1/10 ³ at 4kHz	Pass	0.3	
	1 ms burst duty factor 1/10 ⁴ at 4kHz	Pass	0.3	
Pulse range	Single burst 10 ms at 4 kHz	Pass	0.4	
Sound exposure level	Single burst 10 ms at 4 kHz	Pass	0.4	
Overload indication	SPL	Pass	0.3	
	Leq	Pass	0.4	

2, Acoustic tests

The complete sound level meter was calibrated on the reference range using a B&K 4226 acoustic calibrator with 1000Hz and SPL 94 dB. The sensitivity of the sound level meter was adjusted. The test result at 125 Hz and 8000 Hz are given in below with test status and the estimated uncertainties.

Test:	Subtest	Status	Expanded Uncertainty (dB)	Coverage Factor
Acoustic response	Weighting A at 125 Hz	Pass	0.3	
	Weighting A at 8000 Hz	Pass	0.5	

3, Response to associated sound calibrator

N/A

The expanded uncertainties have been calculated in accordance with the ISO Publication "Guide to the expression of uncertainty in measurement", and gives an interval estimated to have a level of confidence of 95%. A coverage factor of 2 is assumed unless explicitly stated.

- End -

Calibrated by:

Date:

Fung Chi Yip
29-Apr-2023

Checked by:

Date:

Chan Yuk Yiu
02-May-2023

The standard(s) and equipment used in the calibration are traceable to national or international recognised standards and are calibrated on a schedule to maintain the required accuracy level.



CERTIFICATE OF CALIBRATION

Certificate No.: 23CA0427 01-03

Page: 1 of 2

Item tested

Description: Acoustical Calibrator (Class 1)
Manufacturer: B & K
Type/Model No.: 4231
Serial/Equipment No.: 3006428
Adaptors used: -

Item submitted by

Customer: AECOM
Address of Customer: -
Request No.: -
Date of receipt: 27-Apr-2023

Date of test: 29-Apr-2023

Reference equipment used in the calibration

Description:	Model:	Serial No.	Expiry Date:	Traceable to:
Lab standard microphone	B&K 4180	2412857	23-May-2023	SCL
Preamplifier	B&K 2673	2743150	28-Jun-2023	CEPREI
Measuring amplifier	B&K 2610	2346941	30-Jun-2023	CEPREI
Signal generator	DS 360	61227	08-Jun-2023	CEPREI
Digital multi-meter	34401A	US36087050	30-May-2023	CEPREI
Audio analyzer	8903B	GB41300350	06-Jul-2023	CEPREI
Universal counter	53132A	MY40003662	13-Jun-2023	CEPREI

Ambient conditions

Temperature: 22 ± 1 °C
Relative humidity: 55 ± 10 %
Air pressure: 1005 ± 5 hPa

Test specifications


- The Sound Calibrator has been calibrated in accordance with the requirements as specified in IEC 60942 1997 Annex B and the lab calibration procedure SMTP004-CA-156.
- The calibrator was tested with its axis vertical facing downwards at the specific frequency using insert voltage technique.
- The results are rounded to the nearest 0.01 dB and 0.1 Hz and have not been corrected for variations from a reference pressure of 1013.25 hectoPascals as the maker's information indicates that the instrument is insensitive to pressure changes.

Test results

This is to certify that the sound calibrator conforms to the requirements of annex B of IEC 60942: 1997 for the conditions under which the test was performed. This does not imply that the sound calibrator meets IEC 60942 under any other conditions.

Details of the performed measurements are presented on page 2 of this certificate.

Approved Signatory:


Feng Junqi

Date: 02-May-2023

Company Chop:



Comments: The results reported in this certificate refer to the condition of the instrument on the date of calibration and carry no implication regarding the long-term stability of the instrument.



CERTIFICATE OF CALIBRATION

(Continuation Page)

Certificate No.: 23CA0427 01-03

Page: 2 of 2

1, Measured Sound Pressure Level

The output Sound Pressure Level in the calibrator head was measured at the setting and frequency shown using a calibrated laboratory standard microphone and insert voltage technique. The results are given in below with the estimated uncertainties.

Frequency Shown Hz	Output Sound Pressure Level Setting dB	Measured Output Sound Pressure Level dB	(Output level in dB re 20 μ Pa)
			Estimated Expanded Uncertainty dB
1000	94.00	94.22	0.10

2, Sound Pressure Level Stability - Short Term Fluctuations

The Short Term Fluctuations was determined by measuring the maximum and minimum of the fast weighted DC output of the B&K 2610 measuring amplifier over a 20 second time interval as required in the standard. The Short Term Fluctuation was found to be:

At 1000 Hz STF = 0.016 dB
Estimated expanded uncertainty 0.005 dB

3, Actual Output Frequency

The determination of actual output frequency was made using a B&K 4180 microphone together with a B&K 2673 preamplifier connected to a B&K 2610 measuring amplifier. The AC output of the B&K 2610 was taken to an universal counter which was used to determine the frequency averaged over 20 second of operation as required by the standard. The actual output frequency at 1 KHz was:

At 1000 Hz Actual Frequency = 1000.0 Hz
Estimated expanded uncertainty 0.1 Hz Coverage factor k = 2.2



4, Total Noise and Distortion

For the Total Noise and Distortion measurement, the unfiltered AC output of the B&K 2610 measuring amplifier was connected to an Agilent Type 8903 B distortion analyser. The TND result at 1 KHz was:

At 1000 Hz TND = 0.7 %
Estimated expanded uncertainty 0.7 %

The expanded uncertainties have been calculated in accordance with the ISO Publication "Guide to the expression of uncertainty in measurement", and gives an interval estimated to have a level of confidence of 95%. A coverage factor of 2 is assumed unless explicitly stated.

- End -

<p>Calibrated by:  Date: 29-Apr-2023</p>	<p>Checked by:  Date: 02-May-2023</p>
---	---

The standard(s) and equipment used in the calibration are traceable to national or international recognised standards and are carry no implication regarding the long-term stability of the instrument. The results apply to the item as received.

APPENDIX F

EM&A Monitoring Schedules

**Contract 1201 - Tung Chung West Station and Tunnels
 Impact Monitoring Schedule for October 2023**

Sunday	Monday	Tuesday	Wednesday	Thursday	Friday	Saturday
1-Oct	2-Oct	3-Oct	4-Oct	5-Oct	6-Oct	7-Oct
		Noise	Air Quality			
8-Oct	9-Oct	10-Oct	11-Oct	12-Oct	13-Oct	14-Oct
	Noise	Air Quality				
15-Oct	16-Oct	17-Oct	18-Oct	19-Oct	20-Oct	21-Oct
	Air Quality				Noise	Air Quality
22-Oct	23-Oct	24-Oct	25-Oct	26-Oct	27-Oct	28-Oct
				Noise	Air Quality	
29-Oct	30-Oct	31-Oct				

Remark:

Air Quality - Air Quality Monitoring including monitoring location DM-3, DM-4 & DM-5b.

Noise - Noise Impact Monitoring including monitoring location NM2 & NM3a.

**Contract 1201 - Tung Chung West Station and Tunnels
 Tentative Impact Monitoring Schedule for November 2023**

Sunday	Monday	Tuesday	Wednesday	Thursday	Friday	Saturday
			1-Nov	2-Nov	3-Nov	4-Nov
			Noise	Air Quality		
5-Nov	6-Nov	7-Nov	8-Nov	9-Nov	10-Nov	11-Nov
		Noise	Air Quality			
12-Nov	13-Nov	14-Nov	15-Nov	16-Nov	17-Nov	18-Nov
	Noise	Air Quality				
19-Nov	20-Nov	21-Nov	22-Nov	23-Nov	24-Nov	25-Nov
	Air Quality				Noise	Air Quality
26-Nov	27-Nov	28-Nov	29-Nov	30-Nov		
				Noise		

The schedule is subject to change due to unforeseeable circumstances (e.g. adverse weather, etc)

Remarks:

Air Quality - Air Quality Monitoring including monitoring location DM-2, DM-3, DM-4 & DM-5b.

Noise - Noise Impact Monitoring including monitoring location NM2 & NM3a.

APPENDIX G

**Air Quality Monitoring Results and
their Graphical Presentations**

Appendix G

1-hour TSP Impact Monitoring Result for Tung Chung Line Extension - Contract 1201 Tung Chung West Station and Tunnels

DM-3 Shops at Tung Chung Crescent

1-hour TSP ($\mu\text{g}/\text{m}^3$)									
Date	Start Time	1st hr	Start Time	2nd hr	Start Time	3rd hr	Action Level	Limit Level	Weather
4-Oct-23	9:00	24.4	13:00	41.1	14:30	110.4	327	500	Sunny
10-Oct-23	9:00	99.6	10:25	154.3	13:00	8.7			Sunny
16-Oct-23	9:00	14.1	10:25	75.8	13:00	77.0			Sunny
21-Oct-23	9:00	51.4	10:25	79.6	14:50	92.4			Rainly
27-Oct-23	10:25	129.7	13:00	134.8	14:05	106.6			Sunny
Average		80.0							
Max		154.3							
Min		8.7							

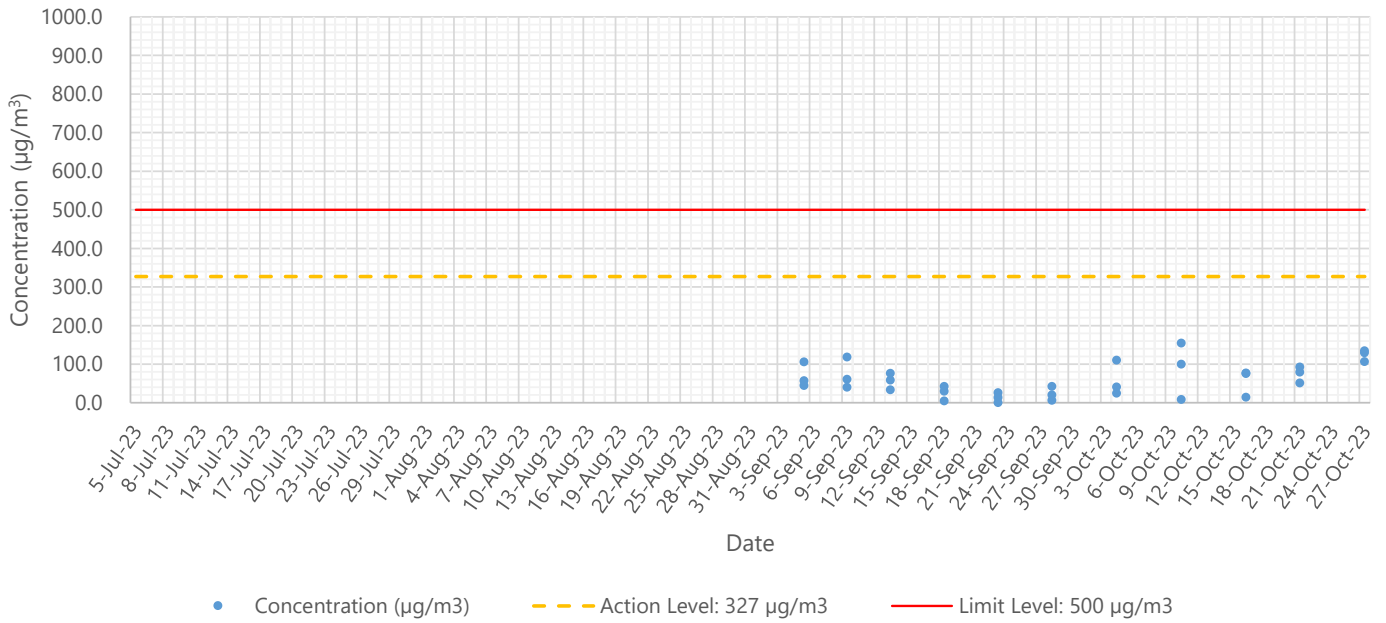
DM-4 Yat Tung Shopping Centre

1-hour TSP ($\mu\text{g}/\text{m}^3$)									
Date	Start Time	1st hr	Start Time	2nd hr	Start Time	3rd hr	Action Level	Limit Level	Weather
4 Oct 2023	9:00	66.4	10:50	17.9	13:00	30.7	312	500	Sunny
10 Oct 2023	9:00	100.3	10:50	127.8	13:00	188.0			Sunny
16 Oct 2023	9:00	7.7	11:00	129.0	13:00	90.7			Sunny
21 Oct 2023	9:00	173.7	10:50	61.3	15:10	66.4			Rainly
27 Oct 2023	9:00	152.0	10:45	123.9	13:00	125.2			Sunny
Average		97.4							
Max		188.0							
Min		7.7							

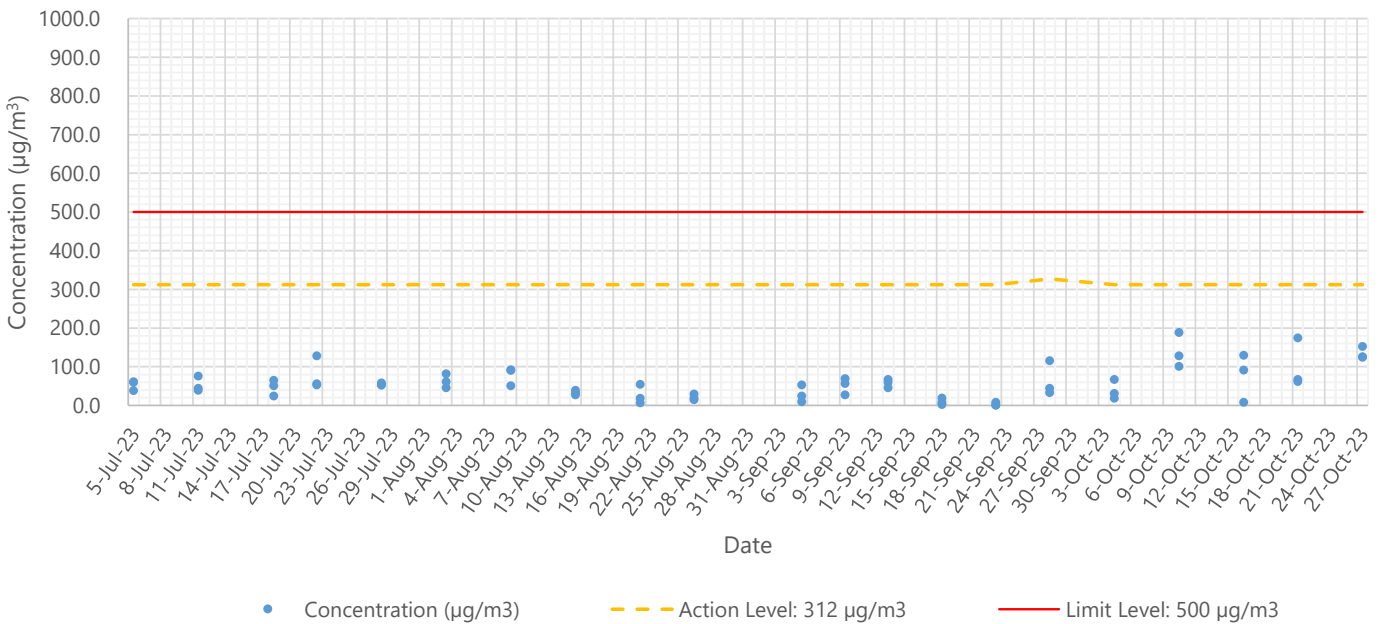
DM-5b - Ma Wan Chung Village

1-hour TSP ($\mu\text{g}/\text{m}^3$)									
Date	Start Time	1st hr	Start Time	2nd hr	Start Time	3rd hr	Action Level	Limit Level	Weather
4 Oct 2023	9:00	35.0	10:25	28.5	13:00	101.1	333	500	Sunny
10 Oct 2023	9:00	6.4	13:00	6.4	14:15	109.1			Sunny
16 Oct 2023	9:00	25.9	13:00	46.7	14:30	121.8			Sunny
21 Oct 2023	13:00	70.0	14:05	45.4	15:30	55.7			Cloudy
27 Oct 2023	9:00	68.7	11:00	82.9	14:45	99.8			Sunny
Average		60.2							
Max		121.8							
Min		6.4							

DM-3 - Shops at Tung Chung Crescent



DM-4 Yat Tung Shopping Centre



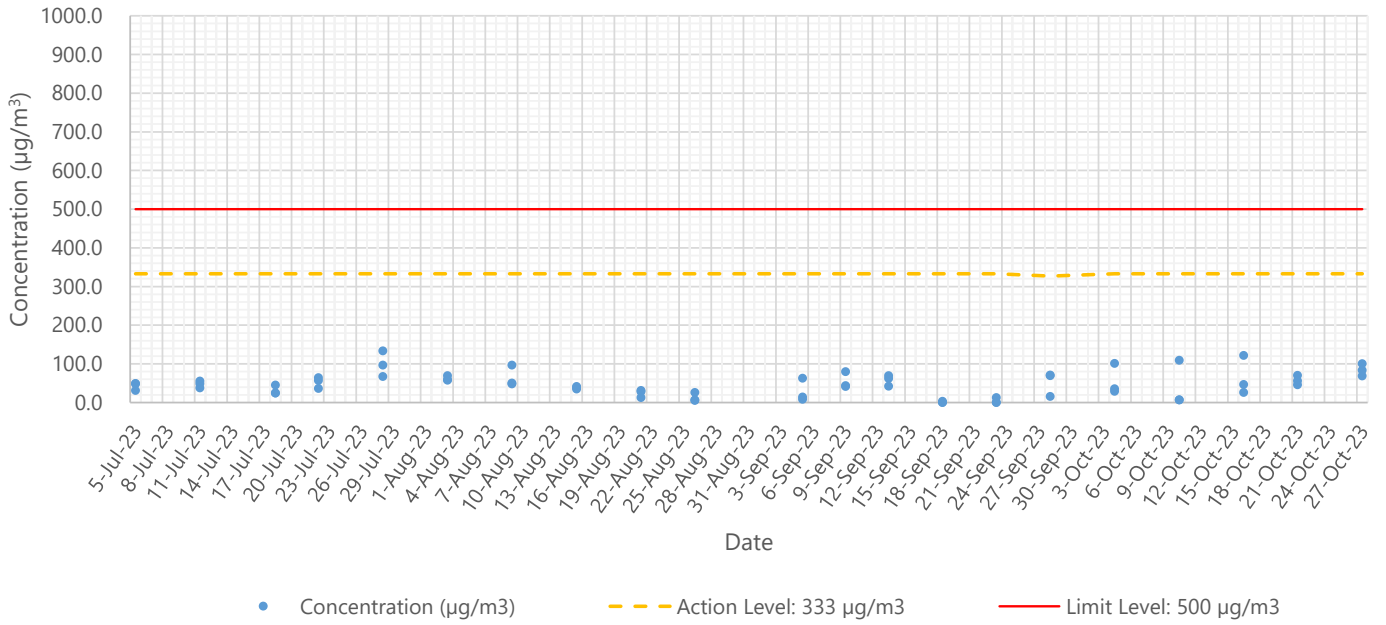
This Drawing has been prepared for the use of AECOM's client. It may not be used, modified, reproduced or relied upon by third parties, except as agreed by AECOM or as required by law. AECOM accepts no responsibility, and denies any liability whatsoever, to any party that uses or relies on this drawing without AECOM's express written consent.

Tung Chung Line Extension - Contract No. 1201
Tung Chung West Station and Tunnels



Graphical Presentation of Impact 1-hr TSP Monitoring Results

DM-5b - Ma Wan Chung Village



This Drawing has been prepared for the use of AECOM's client. It may not be used, modified, reproduced or relied upon by third parties, except as agreed by AECOM or as required by law. AECOM accepts no responsibility, and denies any liability whatsoever, to any party that uses or relies on this drawing without AECOM's express written consent.

Tung Chung Line Extension - Contract No. 1201
 Tung Chung West Station and Tunnels



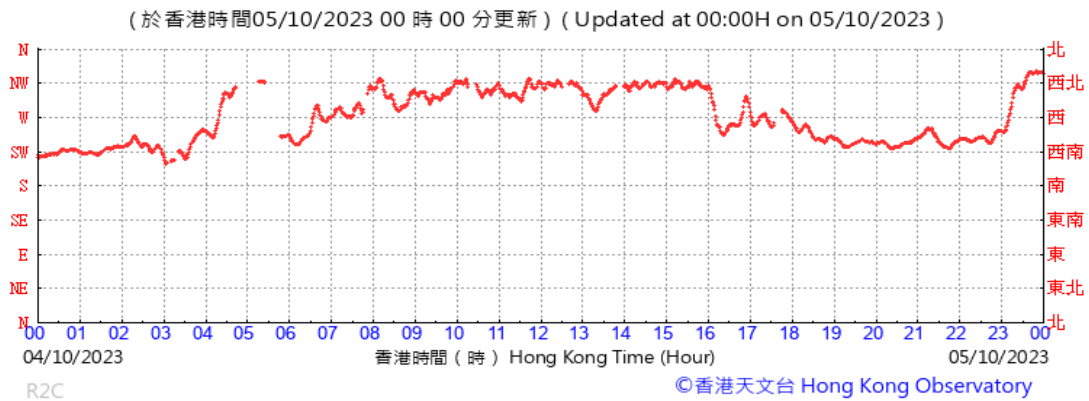
Graphical Presentation of Impact 1-hr TSP Monitoring Results

Date: November 2023

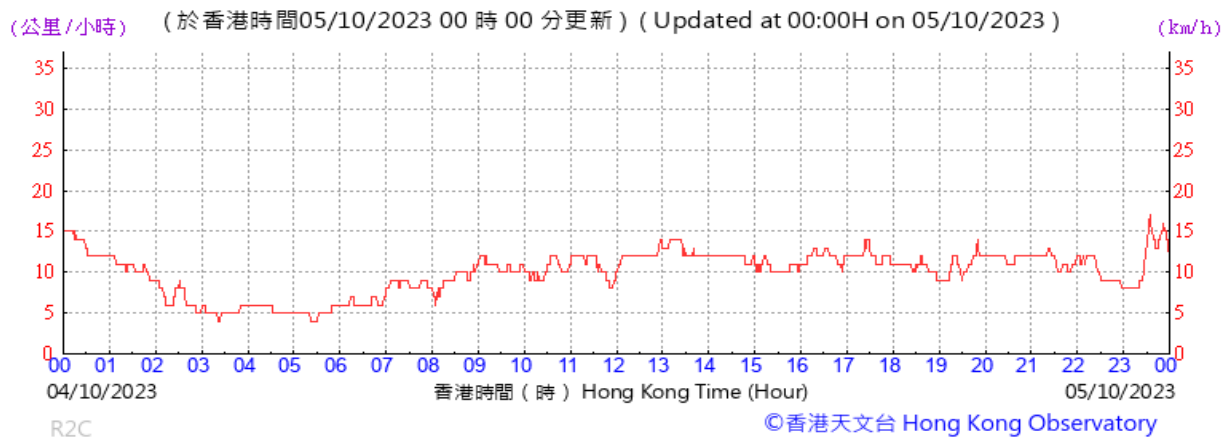
Appendix G

Appendix G – Extract of Meteorological Observations for Chek Lap Kok Automatic Weather Station in October 2023

Wind Direction:

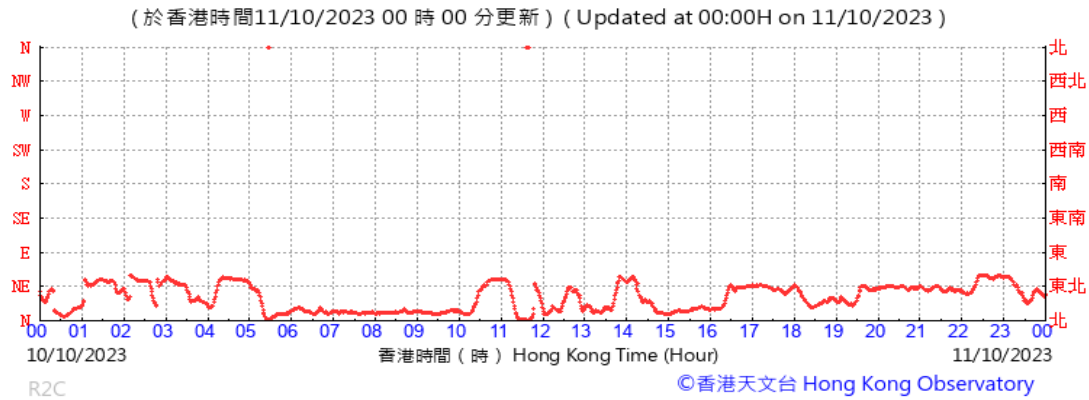


Wind Speed:

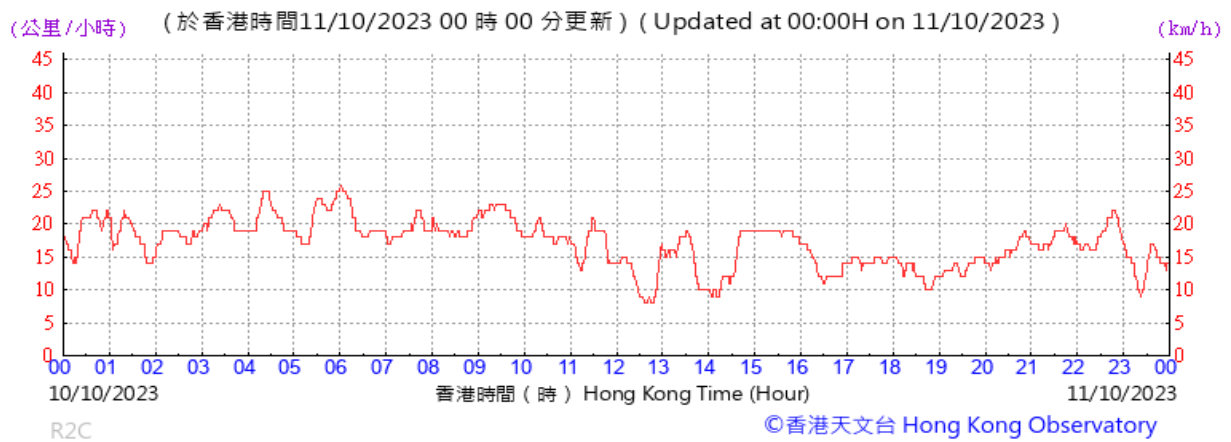


Appendix G – Extract of Meteorological Observations for Chek Lap Kok Automatic Weather Station in October 2023

Wind Direction:

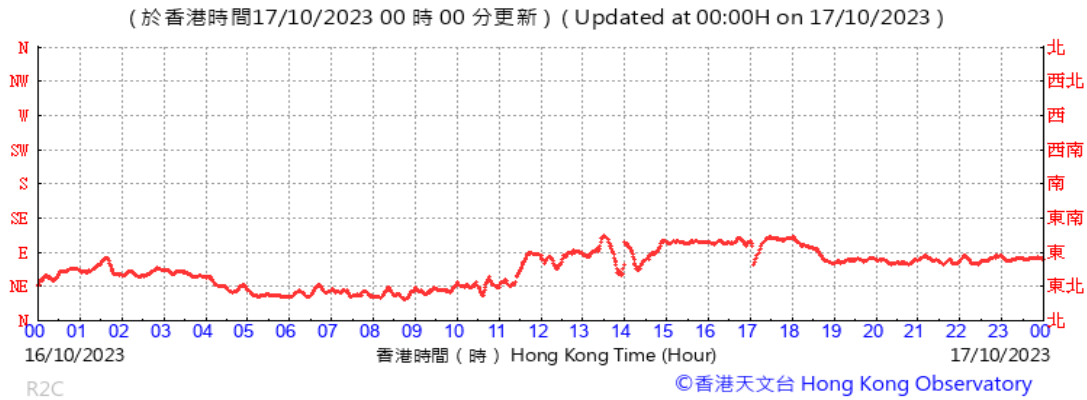


Wind Speed:



Appendix G – Extract of Meteorological Observations for Chek Lap Kok Automatic Weather Station in October 2023

Wind Direction:



Wind Speed:



Appendix G – Extract of Meteorological Observations for Chek Lap Kok Automatic Weather Station in October 2023

Wind Direction:

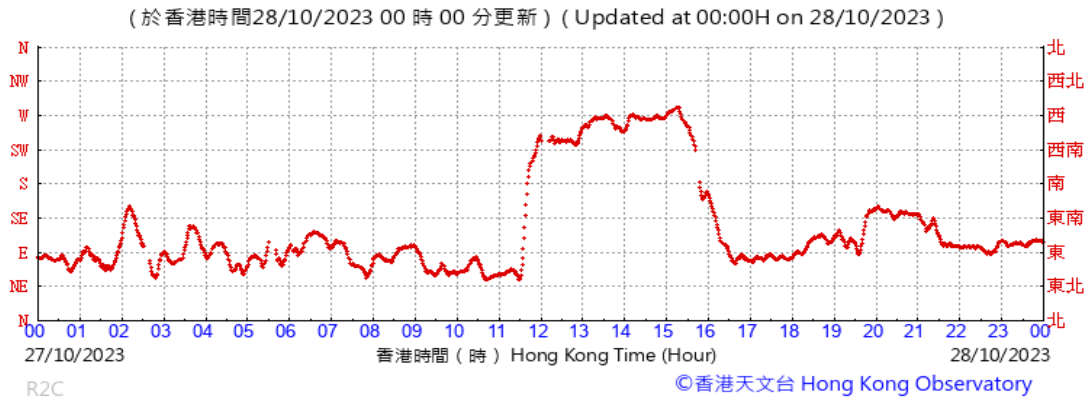


Wind Speed:

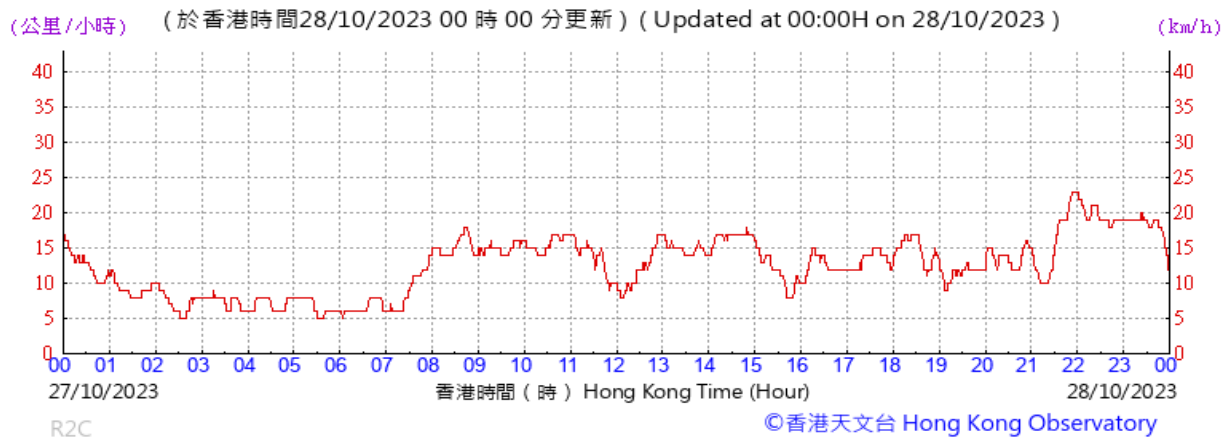


Appendix G – Extract of Meteorological Observations for Chek Lap Kok Automatic Weather Station in October 2023

Wind Direction:



Wind Speed:



APPENDIX H

**Noise Monitoring Results and
their Graphical Presentations**

Appendix H Regular Construction Noise Monitoring Results

Daytime Noise Monitoring Results at Station NM2 (Block 9 of Tung Chung Crescent)

Date	Weather Condition	Time	Measured Noise Level,dB(A) ⁺	Baseline Noise Level, dB(A)	Impact Noise Level, dB(A)	Limit Level, dB(A)	Exceedance (Y/N)
3-Oct-23	Sunny	13:30	65.1	68.0	Below Baseline Level	75	N
9-Oct-23	Cloudy	15:10	65.4	68.0	Below Baseline Level	75	N
20-Oct-23	Sunny	13:05	65.0	68.0	Below Baseline Level	75	N
26-Oct-23	Sunny	15:30	67.4	68.0	Below Baseline Level	75	N

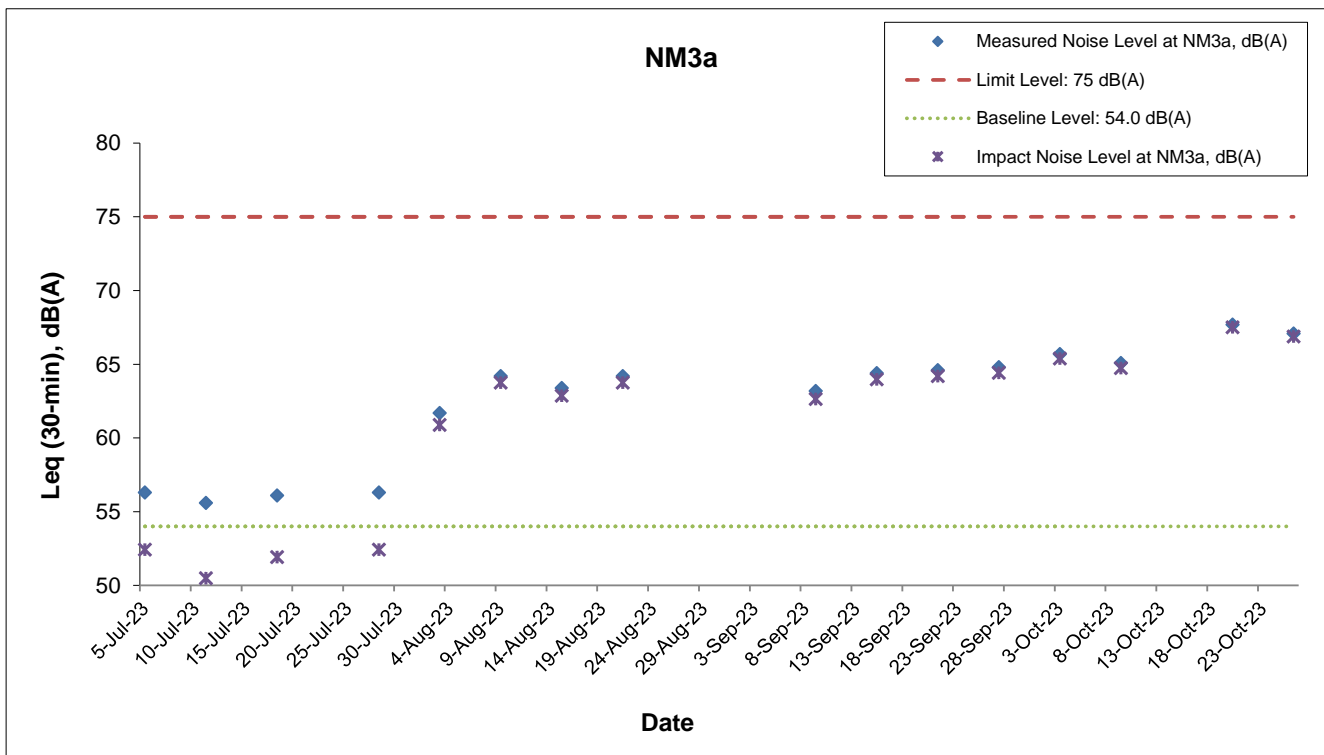
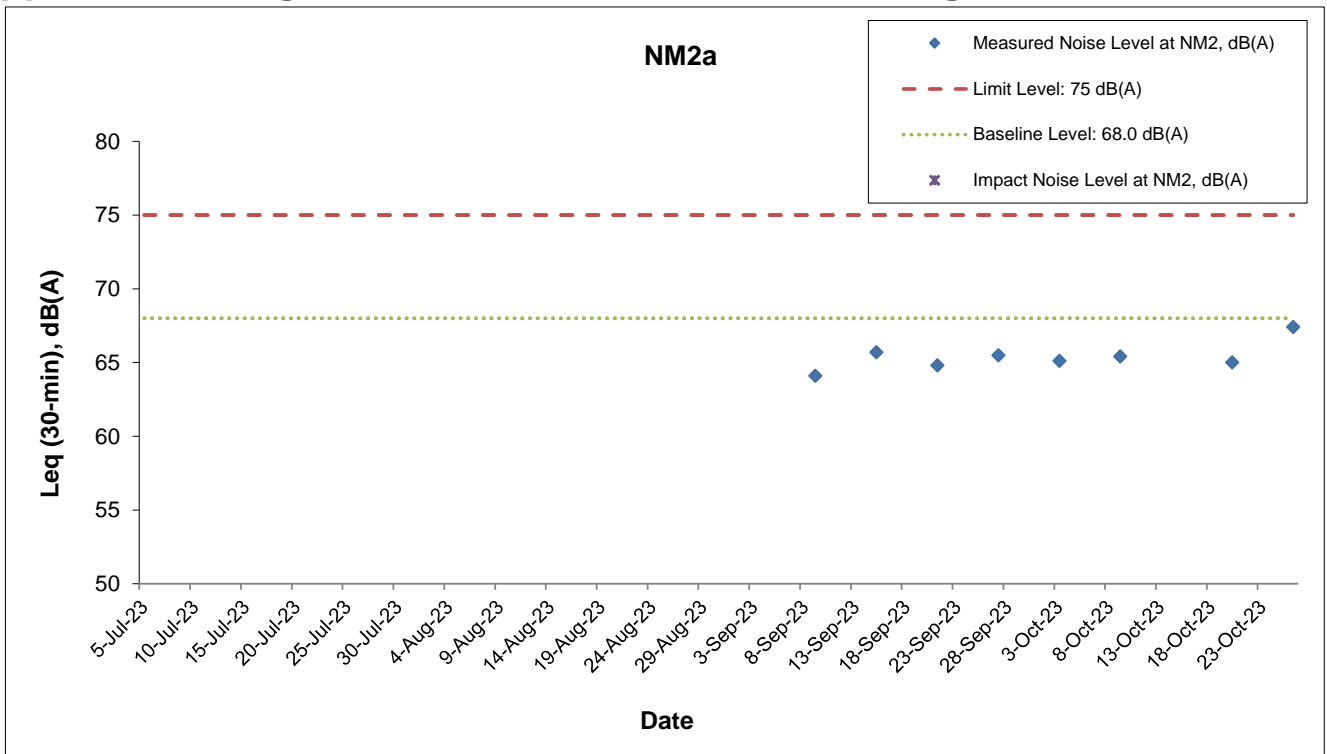
Daytime Noise Monitoring Results at Station NM3a (2/F rooftop of Yat Tung Shopping Centre)

Date	Weather Condition	Time	Measured Noise Level,dB(A) ⁺	Baseline Noise Level, dB(A)	Impact Noise Level, dB(A)	Limit Level, dB(A)	Exceedance (Y/N)
3-Oct-23	Sunny	15:05	65.7	54.0	65.4	75	N
9-Oct-23	Cloudy	16:30	65.1	54.0	64.7	75	N
20-Oct-23	Sunny	15:30	67.7	54.0	67.5	75	N
26-Oct-23	Sunny	11:20	67.1	54.0	66.9	75	N

Note: Impact noise level has been corrected with baseline noise level.

⁺ - Façade measurement

Appendix H Regular Construction Noise Monitoring Results



This Drawing has been prepared for the use of AECOM's client. It may not be used, modified, reproduced or relied upon by third parties, except as agreed by AECOM or as required by law. AECOM accepts no responsibility, and denies any liability whatsoever, to any party that uses or relies on this drawing without AECOM's express written consent.

Tung Chug Line Extension - Contract 1201
 Tung Chung West Station and Tunnels

Graphical Presentation of Impact Noise Monitoring Results

Date: November-2023

Appendix H

APPENDIX I

Event Action Plan

Appendix I

Event / Action Plan for Construction Dust Monitoring

EVENT	ACTION			
	ET	IEC	ER	Contractor
ACTION LEVEL				
Action level exceedance for one sample	<ol style="list-style-type: none"> 1. Repeat measurement to confirm finding; 2. If exceedance is confirmed, inform Contractor, IEC and ER; 3. Identify source, investigate the causes of exceedance and propose remedial measures; 4. Discuss with the Contractor, IEC and ER on the remedial measures required; 5. Increase monitoring frequency to daily. 	<ol style="list-style-type: none"> 1. Check monitoring data submitted by ET; 2. Check Contractor's working method; 3. Discuss with ET, ER and Contractor on possible remedial measures; 4. Review and advise the ET and ER on the effectiveness of the proposed remedial measures. 	<ol style="list-style-type: none"> 1. Confirm receipt of notification of exceedance in writing. 	<ol style="list-style-type: none"> 1. Identify source(s), investigate the causes of exceedance and propose remedial measures; 2. Implement remedial measures; 3. Amend working methods agreed with the ER as appropriate.
Action level exceedance for two or more consecutive samples	<ol style="list-style-type: none"> 1. Repeat measurement to confirm finding; 2. If exceedance is confirmed, inform Contractor, IEC and ER; 3. Identify source, investigate the causes of exceedance and propose remedial measures; 4. Advise the Contractor and ER on the effectiveness of the proposed remedial measures; 5. Increase monitoring frequency to daily; 6. Discuss with IEC and Contractor on remedial actions required; 7. If exceedance continues, arrange meeting with IEC and ER to discuss the remedial measures to be taken; 8. If exceedance stops, cease additional monitoring. 	<ol style="list-style-type: none"> 1. Check monitoring data submitted by ET; 2. Check Contractor's working method; 3. Discuss with ET, ER and Contractor on possible remedial measures; 4. Review and advise the ET and ER on the effectiveness of the proposed remedial measures. 	<ol style="list-style-type: none"> 1. Confirm receipt of notification of exceedance in writing; 2. In consultation with the ET and IEC agree with the Contractor on the remedial measures to be implemented; 3. Supervise implementation of remedial measures. 	<ol style="list-style-type: none"> 1. Identify source(s), investigate the causes of exceedance and propose remedial measures; 2. Submit proposals for remedial measures to the ER, ET and IEC within three working days of notification for agreement; 3. Implement the agreed proposals; 4. Amend proposal if appropriate.

ET – Environmental Team; IEC – Environmental Independent Checker; ER – Engineer

Event / Action Plan for Construction Dust Monitoring

EVENT	ACTION			
	ET	IEC	ER	Contractor
LIMIT LEVEL				
Limit level exceedance for one sample	<ol style="list-style-type: none"> Repeat measurement to confirm finding; If exceedance is confirmed, inform IEC, ER, Contractor and EPD; Increase monitoring frequency to daily; Discuss with the ER, IEC and Contractor on the remedial measures and assess effectiveness; Keep ER, IEC and EPD informed of the results of the effectiveness of remedial measures. 	<ol style="list-style-type: none"> Check monitoring data submitted by ET; Check Contractor's working method; Discuss with ET, ER and Contractor on possible remedial measures; Review and advise the ET and ER on the effectiveness of the proposed remedial measures. 	<ol style="list-style-type: none"> Confirm receipt of notification of exceedance in writing; Review and agree on the remedial measures proposed by the Contractor; Ensure remedial measures properly implemented; Supervise implementation of remedial measures. 	<ol style="list-style-type: none"> Identify source(s), investigate the causes of exceedance and propose remedial measures Take immediate action to avoid further exceedance; Submit proposals for remedial actions to ER, ET and IEC within three working days of notification for agreement; Implement the agreed proposals; Amend proposal if appropriate.
Limit level exceedance for two or more consecutive samples	<ol style="list-style-type: none"> Repeat measurement to confirm finding; If exceedance is confirmed, inform IEC, ER, Contractor and EPD; Increase monitoring frequency; Carry out analysis of Contractor's working procedures to determine possible mitigation to be implemented; Arrange meeting with IEC and ER to discuss the remedial actions to be taken; Assess effectiveness of Contractor's remedial actions and keep IEC, EPD and ER informed of the results; If exceedance stops, cease additional monitoring. 	<ol style="list-style-type: none"> Check monitoring data submitted by ET Discuss amongst ER, ET, and Contractor on the potential remedial actions; Review Contractor's remedial actions whenever necessary to assure their effectiveness and advise the ER accordingly. 	<ol style="list-style-type: none"> Confirm receipt of notification of exceedance in writing; In consultation with the ET and IEC, agree with the Contractor on the remedial measures to be implemented; Supervise the implementation of remedial measures; If exceedance continues, consider what portion of the work is responsible and instruct the Contractor to stop that portion of work until the exceedance is abated. 	<ol style="list-style-type: none"> Identify source(s), investigate the causes of exceedance and propose remedial measures Take immediate action to avoid further exceedance; Submit proposals for remedial actions to ER, IEC and ET within three working days of notification for agreement; Implement the agreed proposals; Review and resubmit proposals if problem still not under control; Stop the relevant portion of works as determined by the ER until the exceedance is abated.

ET – Environmental Team; IEC – Environmental Independent Checker; ER – Engineer

Event and Action Plan for Construction Noise Monitoring

EVENT	ACTION			
	ET	IEC	ER	Contractor
Action Level Exceedance	<ol style="list-style-type: none"> 1. Notify IEC, ER and Contractor; 2. Identify source and carry out investigation; 3. Discuss with the Contractor and formulate remedial measures; 4. Increase monitoring frequency to check mitigation effectiveness. 	<ol style="list-style-type: none"> 1. Review the analysed results submitted by the ET; 2. Review the proposed remedial measures by the Contractor and advise the ER accordingly. 	<ol style="list-style-type: none"> 1. Confirm receipt of notification of failure in writing; 3. Notify Contractor; 4. Require Contractor to propose remedial measures for the analysed noise problem; 5. Ensure remedial measures are properly implemented. 	<ol style="list-style-type: none"> 1. Identify source, and carry out investigation and report the investigation to the ET, IEC and ER; 2. Submit noise mitigation proposals to IEC and ER; 3. Implement noise mitigation proposals.
Limit Level Exceedance	<ol style="list-style-type: none"> 1. Inform IEC, ER, EPD and Contractor; 2. Repeat measurements to confirm findings; 3. Increase monitoring frequency; 4. Carry out analysis of Contractor's working procedures to determine possible mitigation to be implemented; 5. Inform IEC, ER and EPD the causes and actions taken for the exceedances; 6. Assess effectiveness of Contractor's remedial actions and keep IEC, EPD and ER informed of the results; 7. If exceedance stops, cease additional monitoring. 	<ol style="list-style-type: none"> 1. Check monitoring results and discuss amongst ER, ET, and Contractor on the potential remedial actions; 2. Ensure remedial measures properly implemented; and 3. Review Contractors remedial actions whenever necessary to assure their effectiveness and advise the ER accordingly. 	<ol style="list-style-type: none"> 1. Confirm receipt of notification of failure in writing; 2. Notify Contractor; 3. Require Contractor to propose remedial measures for the analysed noise problem; 4. Ensure remedial measures properly implemented; 5. If exceedance continues, consider what portion of the work is responsible and instruct the Contractor to stop that portion of work until the exceedance is abated. 	<ol style="list-style-type: none"> 1. Identify source and carry out investigation and report the investigation to the ET, IEC and ER; 2. Take immediate action to avoid further exceedance; 3. Submit proposals for remedial actions to ER, ET and IEC within 3 working days of notification; 4. Implement the agreed proposals; 5. Resubmit proposals if problem still not under control; 6. Stop the relevant portion of works as determined by the ER until the exceedance is abated.

ET – Environmental Team; IEC – Environmental Independent Checker; ER – Engineer

APPENDIX J

**Cumulative Statistics of Exceedances, Complaints,
Notification of Summons and Successful Prosecutions**

Appendix J

Cumulative Statistics on Complaints, Notifications of Summons and Successful Prosecutions

	Complaint Receive Date by ET	Details of Complaint	Status	Total no. received in this month	Total no. received since project commencement
Environmental Complaints	4 October 2023	<p><u>Details of Complaint:</u> It was reported that construction noise and dust generated from Tung Chung Crescent (TCC) works site from 9am – 5pm every day. Therefore, the construction activities conducted during the above period have been investigated.</p> <p><u>Finding:</u> Based on the investigation result and information provided by the Contractor, noise barrier mat had been provided for the breaker’s head and movable temporary noise barriers had been provided for excavator mounted breaker and the site clearance works were carried out during non-restricted hours. Water spraying had been provided for breaking works. Toolbox training of noise and dust mitigation measures for breaking works had been provided for the frontline staffs to enhance their awareness and ensure the noise and dust mitigation measures could be properly implemented. Mitigation measures were implemented by the contractor to minimize the noise and dust generated from breaking works. Two impact noise monitoring were conducted at NM2 (Block 9 of Tung Chung Crescent) on 3 and 9 October 2023 and no exceedance was record. Regular construction dust monitoring at DM-3 (Shops at Tung Chung Crescent) was conducted on 4 October 2023 and no exceedance was recorded. After the investigation, the complaint was considered as project related.</p>	Closed	6	20
	5 October 2023	<p><u>Details of Complaint:</u> It was reported that loud construction noise generated from TCC works site on 27 September 2023. Therefore, the construction activities conducted on 27 September 2023</p>	Closed		

Complaint Receive Date by ET	Details of Complaint	Status	Total no. received in this month	Total no. received since project commencement
5 October 2023	<p>have been investigated.</p> <p style="text-align: center;"><u>Finding:</u></p> <p>Based on the investigation result and information provided by the Contractor, noise barrier mat had been provided for the breaker’s head and movable temporary noise barriers had been provided for excavator mounted breaker and the site clearance works were carried out during non-restricted hours. Toolbox training of noise mitigation measures for breaking works had been provided for the frontline staffs to enhance their awareness and ensure the noise mitigation measures could be properly implemented. Mitigation measures were implemented by the contractor to minimize the noise generated from breaking works. Two impact noise monitoring were conducted at NM2 (Block 9 of Tung Chung Crescent) on 27 September and 9 October 2023, and no exceedance was record. After the investigation, the complaint was considered as project related.</p>	Closed	6	20
10 October 2023	<p style="text-align: center;"><u>Details of Complaint:</u></p> <p>It was reported that construction noise from the construction site at Yu Tung Road since July 2023, and no mitigation measures have been found. Therefore, the construction activities conducted during the abovementioned period have been investigated.</p> <p style="text-align: center;"><u>Finding:</u></p> <p>Based on the investigation result and information provided by the Contractor, noise barrier mat and movable temporary vertical noise barriers had been provided for the breaker’s head and set up close to excavator mounted breaker respectively. Movable temporary vertical noise barriers had been provided for the hydraulic cutter which is a quieter construction plant. The footbridge demolition works were carried out during non-restricted hours. Toolbox training of</p>	Closed		

Complaint Receive Date by ET	Details of Complaint	Status	Total no. received in this month	Total no. received since project commencement
10 October 2023	noise mitigation measures for demolition works had been provided for the frontline staffs to enhance their awareness and ensure the noise mitigation measures could be properly implemented. Mitigation measures were implemented by the contractor to minimize the noise generated from footbridge demolition works. Impact noise monitoring was conducted regularly at NM3a (2/F rooftop of Yat Tung Shopping Centre) since June 2023 and no exceedance was recorded so far. Ad hoc impact noise monitoring was conducted at NM3a (2/F rooftop of Yat Tung Shopping Centre) on 13 October 2023 and no exceedance was record. After the investigation, the complaint was considered as project related.	Closed		
18 October 2023	<p style="text-align: center;"><u>Details of Complaint:</u></p> <p>It was reported that construction noise and dust generated from the garden next to Tung Chung Crescent (TCC) on 4 October 2023. Therefore, the construction activities conducted at works area near TCC during the above period have been investigated.</p> <p style="text-align: center;"><u>Finding:</u></p> <p>Based on the investigation result and information provided by the Contractor, noise barrier mat had been provided for the breaker’s head and movable temporary noise barriers had been provided for excavator mounted breaker and the site clearance works were carried out during non-restricted hours. Water spraying had been provided for breaking works. Toolbox training of noise and dust mitigation measures for breaking works had been provided for the frontline staffs to enhance their awareness and ensure the noise and dust mitigation measures could be properly implemented. Mitigation measures were implemented by the contractor to minimize the noise and dust generated from breaking works. Ad hoc Impact noise monitoring was conducted at NM2</p>	Closed	6	20

Complaint Receive Date by ET	Details of Complaint	Status	Total no. received in this month	Total no. received since project commencement
18 October 2023	(Block 9 of Tung Chung Crescent) on 19 October 2023 and no exceedance was record. After the investigation, the complaint was considered as project related.	Closed		
24 October 2023	<p><u>Details of Complaint:</u> It was reported that construction dust and noise from the construction site next to Yat Tung Estate in the morning of 12 October 2023. Therefore, the construction activities conducted during the abovementioned period have been investigated.</p> <p><u>Finding:</u> Based on the investigation result and information provided by the Contractor, water truck was provided for the haul road as dust suppression measure at TCW area. Mobile crane was used for material lifting at TCW area and noise barrier had been provided at the main noise source (engine box) of the mobile crane. Toolbox training of noise mitigation measures for construction works had been provided for the frontline staffs to enhance their awareness and ensure the dust and noise mitigation measures could be properly implemented. Mitigation measures were implemented by the contractor to minimize the dust and noise generated from TCW site area. Ad hoc noise monitoring was conducted at NM3a (2/F rooftop of Yat Tung Shopping Centre) on 13 October 2023 and no exceedance was record. Regular construction dust monitoring at DM-4 (Yat Tung Shopping Centre) was conducted on 10 and 16 October 2023, and no exceedance was recorded. After the investigation, the complaint was considered as project related.</p>	Closed	6	20
31 October 2023	<p><u>Details of Complaint:</u> It was reported that construction noise from the construction site next to Yat Tung Estate on 31 October 2023 started around 07:00 in the morning on 31 October 2023. Therefore,</p>	Closed		

	Complaint Receive Date by ET	Details of Complaint	Status	Total no. received in this month	Total no. received since project commencement
	31 October 2023	<p>the construction activities conducted during the above mentioned period have been investigated.</p> <p style="text-align: center;"><u>Finding:</u></p> <p>Based on the investigation result and information provided by the Contractor, a mobile crane was used for material lifting, construction vehicles were used for transportation and a water truck was used for haul road dust suppression for site setup works at TCW area, and noise barrier had been provided at the main noise source (engine box) of the mobile crane. The counterweight at the back of the mobile crane screened off the noise from the engine box of the mobile crane. The quieter alarm for the mobile crane was adopted to minimise noise generation. The alarm for the construction vehicles and water truck cannot be turned down or turned off due to safety concerns. Toolbox training of noise mitigation measures for construction works had been provided for the frontline staffs to enhance their awareness and ensure the noise mitigation measures could be properly implemented. Mitigation measures were implemented by the contractor where available to minimize the noise generated from TCW site area. Regular noise monitoring was conducted at NM3a (2/F rooftop of Yat Tung Shopping Centre) on 1 November 2023 and no exceedance was record. After the investigation, the complaint was considered as project related.</p>	Closed	6	20
Notification of summons	-	-	-	0	0
Successful Prosecutions	-	-	-	0	0

APPENDIX K

Summary of Notification of Exceedance

Appendix K

Summary of Notification of Exceedance

Environmental Parameter	No. of Exceedance This Month		Cumulative No. of Exceedance Project-to-Date	
	Exceeded Level	Action Level	Limit Level	
Air Quality (Construction Dust - 1-hour TSP)		0	0	0
		0	0	0
Noise (Construction Noise - $L_{eq}(30 \text{ min}), \text{dB(A)}$)		6	0	19
Total		6	0	19

APPENDIX L

Waste Flow Table

MONTHLY SUMMARY WASTE FLOW TABLE

Contract 1201 - Tung Chung Line Extension Tung Chung West Station and Tunnels
Reporting Month: October 2023

Month	Actual Quantities of Inert C&D Materials Generated Monthly						Actual Quantities of C&D Wastes Generated Monthly					
	Total Quantity Generated	Stockpiled for Reuse or Recycle	Reused in the Project	Reused in other Projects	Disposed to Public Fill Banks	Imported Fill	Metals	Paper/ cardboard packaging	Plastics	Chemical Waste	Other Waste	Disposed to Landfill (e.g. general refuse)
	(in '000m ³)	(in '000m ³)	(in '000m ³)	(in '000m ³)	(in '000m ³)	(in '000m ³)	(in '000 kg)	(in '000kg)	(in '000kg)	(in '000L)	(in '000kg)	(in '000kg)
Yr 2023												
Jan	-	-	-	-	-	-	-	-	-	-	-	-
Feb	-	-	-	-	-	-	-	-	-	-	-	-
Mar	-	-	-	-	-	-	-	-	-	-	-	-
Apr	-	-	-	-	-	-	-	-	-	-	-	-
May	-	-	-	-	-	-	-	-	-	-	-	-
Jun	0.081	0	0	0	0.081	0	0	0	0	0	0	284.6
Jul	0.584	0	0	0	0.584	0	0	0	0	0	32.46 ⁽¹⁾	190.25
Aug	1.270	0	0	0	0.075	1.195	0	0.013	0	0	22.55 ⁽¹⁾	259.43
Sep	3.138	0	0	0	1.262	1.876	98.30	0.041	0.001	0	26.33 ⁽¹⁾	870.00
Oct ⁽²⁾	7.226	0	0	0	0.323	6.904	65.43	0.284	0	0	1.94 ⁽¹⁾	1100.78
Nov												
Dec												
total	12.299	0	0	0	2.324	9.974	163.73	0.337	0.001	0	83.28	2705.06

(1) : Yard waste disposed into Y Park for recycling.

(2) : The waste data are updated as of 19 Oct 2023 according to EPD website.

Appendix B

Monthly EM&A Report
for
Contract 1202

Tung Chung East Station and Associated Enabling Works for Track
Diversions

(October 2023)

MTR Corporation Limited
Tung Chung Line Extension
Contract 1202
Tung Chung East Station and
Associated Enabling Works for Track Diversions
Monthly EM&A Report
(for October 2023)



	Name	Post	Signature	Date
Prepared by	Johnny Kwong	Environmental Consultant		13/11/2023
Certified by	F. C. Tsang	Contractor's Environmental Team Leader		13/11/2023

TABLE OF CONTENTS

EXECUTIVE SUMMARY

1. INTRODUCTION	1
<i>1.1 Propose of the Report</i>	<i>1</i>
<i>1.2 Report Structure.....</i>	<i>1</i>
2. PROJECT INFORMATION	2
<i>2.1 Background.....</i>	<i>2</i>
<i>2.2 General Description of the Project.....</i>	<i>2</i>
<i>2.3 Construction Programme and Activities</i>	<i>2</i>
<i>2.4 Project Organization.....</i>	<i>3</i>
<i>2.5 Status of Environmental Licences, Notification and Permits.....</i>	<i>3</i>
3. ENVIRONMENTAL MONITORING REQUIREMENT	5
<i>3.1 Construction Dust Monitoring</i>	<i>5</i>
<i>3.2 Construction Noise Monitoring</i>	<i>7</i>
4. IMPLEMENTATION STATUS OF ENVIRONMENTAL MITIGATION MEASURES....	10
5. MONITORING RESULTS	11
<i>5.1 Construction Dust Monitoring</i>	<i>11</i>
<i>5.2 Regular Construction Noise Monitoring</i>	<i>11</i>
<i>5.3 Waste Management.....</i>	<i>11</i>
<i>5.4 Landscape and Visual.....</i>	<i>12</i>
6. ENVIRONMENTAL SITE INSPECTION AND AUDIT	13
7. ENVIRONMENTAL NON-CONFORMANCE	15
<i>7.1 Summary of Monitoring Exceedances.....</i>	<i>15</i>
<i>7.2 Summary of Environmental Non-Compliance.....</i>	<i>15</i>
<i>7.3 Summary of Environmental Complaints</i>	<i>15</i>
<i>7.4 Summary of Environmental Summon and Successful Prosecutions.....</i>	<i>15</i>
8. FUTURE KEY ISSUES	16
<i>8.1 Construction Programme for the Next Three Months.....</i>	<i>16</i>
<i>8.2 Key Issues for the Coming Month.....</i>	<i>16</i>
<i>8.3 Monitoring Schedule for the Next Month</i>	<i>16</i>

9.	CONCLUSION AND RECOMMENDATIONS	17
9.1	<i>Conclusions</i>.....	17
9.2	<i>Comments and Recommendations</i>	17

TABLES

Table 2.1	Major Construction Activities in the Reporting Month	2
Table 2.2	Contact Information of Key Personnel	3
Table 2.3	Status of Environmental Licenses, Notifications and Permits	3
Table 3.1	Air Monitoring Equipment	4
Table 3.2	Locations of Construction Dust Monitoring Station	4
Table 3.3	Noise Monitoring Parameters, Frequency and Duration	6
Table 3.4	Noise Monitoring Equipment for Regular Noise Monitoring	7
Table 3.5	Noise Monitoring Station during Construction Phase	7
Table 4.1	Status of Required Submission under Environmental Permit	9
Table 5.1	Summary of 1-hour TSP Monitoring Result in the Reporting Period	10
Table 5.2	Summary of Construction Noise Monitoring Results in the Reporting Period	10
Table 6.1	Observations and Reminders of Site Audit	12
Table 8.1	Major Construction for the Next Three Months	15

FIGURES

Figure 2.1	Site Layout Plan of Contract 1202
Figure 3.1	Location of Construction Dust Monitoring Station
Figure 3.2	Location of Construction Noise Monitoring Station

LIST OF APPENDICES

Appendix A	Tentative Construction Programme
Appendix B	Project Organization Structure
Appendix C	Implementation Schedule of Environmental Mitigation Measures
Appendix D	Summary of Action and Limit Levels
Appendix E	Calibration Certificates of Equipment
Appendix F	EM&A Monitoring Schedules
Appendix G	Air Quality Monitoring Results and their Graphical Presentations
Appendix H	Noise Monitoring Results and their Graphical Presentations
Appendix I	Event and Action Plan
Appendix J	Cumulative Statistics on Complaints, Notification of Summons and Successful Prosecutions
Appendix K	Summary of Notification of Exceedance
Appendix L	Monthly Summary Waste Flow Table

EXECUTIVE SUMMARY

Tung Chung Line Extension Contract 1202 – Tung Chung East (TCE) Station and Tunnels (hereafter called “Contract 1202”) covers part of the Tung Chung Line Extension (hereafter called “the Project”) construction.

The at-grade TCE Station will be located approximately 2km east of the existing Tung Chung Station (TUC) at the south of the future Tung Chung New Town extension (TCNTE (East)) new reclamation area. The station is bounded by the future roads in the reclamation area and the existing Tung Chung Line (TCL) and Airport Express Line (AEL).

The Environmental Monitoring and Audit (EM&A) programme commenced on 1 July 2023. The impact monitoring for the Project includes air quality and noise monitoring.

This Monthly EM&A Report presents the EM&A works carried out during the reporting period from 1 October to 31 October 2023.

Breaches of Action and Limit Levels for Air Quality

No exceedance of Action and Limit Levels of air quality was recorded in the reporting month.

Breaches of Action and Limit Levels for Construction Noise

No exceedance of Action and Limit Levels of construction noise was recorded in the reporting month.

Complaint, Notification of Summons and Successful Prosecution

No complaint or non-compliance was reported in the reporting period. No notification of summon or prosecution was received in this reporting period.

Reporting changes

There was no reporting change in the reporting month.

Future key issues

A summary of the construction activities provided by the Main Contractor in the next three reporting months is listed below:

Location	Site Activities
TCE	<ul style="list-style-type: none">• Site formation works• Piling works in TCE and IE• Noise barrier removal• Retaining wall construction• Construction of footing for noise barrier & OHL Mast

Potential environmental impacts arising from the above construction activities are mainly associated with construction dust, construction noise, water quality and waste management.

1. INTRODUCTION

Paul Y. – CRCC (TUE 1202) Joint Venture (PCJV) was commissioned by the MTR Corporation (MTRC) as the Contractor for Works Contract 1202. Acuity Sustainability Consultant Limited (Acuity) was appointed by PCJV as the Contractor’s Environmental Team (ET) to undertake the Environmental Monitoring and Audit (EM&A) programme during construction phase of the Project.

1.1 Propose of the Report

1.1.1. This Monthly EM&A Report presents the EM&A works carried out during the reporting period from 1 October to 31 October 2023.

1.2 Report Structure

1.2.1. The monthly EM&A Report is organized as follows:

- Section 1: Introduction
- Section 2: Project Information
- Section 3: Environmental Monitoring Requirement
- Section 4: Implementation Status of Environmental Mitigation Measures
- Section 5: Monitoring Results
- Section 6: Environmental Site Inspection and Audit
- Section 7: Environmental Non-conformance
- Section 8: Future Key Issues
- Section 9 Conclusions and Recommendations

2. PROJECT INFORMATION

2.1 Background

2.1.1 Tung Chung Line Extension (TUE) was first initiated in the Railway Development Strategy 2014 (RDS- 2014) announced by the Government of the Hong Kong Special Administrative Region, which includes the conceptual scheme of Tung Chung West (TCW) Extension and a possible Tung Chung East (TCE) Station.

2.1.2 The Tung Chung Line Extension (TUE) Project is an approximately 1.3km extension of the existing Tung Chung Line (TCL) with two new stations namely TCE Station and TCW Station.

2.1.3 The Environmental Impact Assessment (EIA) Reports for TUE (Register No.: AEIAR-235/2022) was approved on 12 July 2022 under the Environmental Impact Assessment Ordinance (EIAO). Following the approval of the EIA Report, an Environmental Permit (EP) was granted on 9 August 2022 (EP No.: EP-614/2022) for the construction and operation.

2.1.4 According to the approved EM&A Manual of TUE, the EM&A monitoring for the Project includes air quality and noise monitoring. Baseline monitoring for TUE was carried out from Nov 2022 to Mar 2023.

2.2 General Description of the Project

2.2.1 The key elements of Contract 1202 comprise:

- Construction of a new TCE Station between Sunny Bay Station and Tung Chung Station.
- Construction of two footbridges connecting TCE and Area 113 development.
- Cable containment and associated enabling works for track diversions.
- Construction of station associated building services and Architectural Builders Works and Finishes (ABWF).

2.2.2 The layout plan of the Project is shown in **Figure 2.1**.

2.3 Construction Programme and Activities

2.3.1 The major construction activities undertaken in the reporting month are summarised in **Table 2.1** below:

Table 2.1 Major Construction Activities in the Reporting Month

Location	Site Activities
TCE	<ul style="list-style-type: none"> • Piling works in TCE • Plate load test for retaining wall • Underground utilities installation for site office and preparation work for footing construction • Predrilling works in IE • Noise barrier removal • Construct gate entrance
Area 138	--

2.3.2 The tentative Construction programme for the next three months is presented in **Appendix A**.

2.4 Project Organization

2.4.1 The project organization structure is presented in **Appendix B**. The key personal contact names and numbers for the Project are summarized in **Table 2.2**.

Table 2.2 Contact Information of Key Personnel

Party	Role	Position	Name	Telephone
MTRC	Project Environmental Team	Project Environmental Team leader	Mr. Edan Li	2688 1179
Meinhardt	Independent Environmental Checker (IEC)	Independent Environmental Checker (IEC)	Mr. Adi Lee	2859 5443
PCJV	Contractor	Environmental Manager	Mr. Albert Chan	9700 1083
Acuity	Contractor's Environmental Team (ET)	ET Leader	Mr. Tsang, Fan Cheong	2698 8060

2.5 Status of Environmental Licences, Notification and Permits

2.5.1 A summary of the valid permits, licences, and/ or notifications on environmental protection for this Project is presented in **Table 2.3**.

Table 2.3 Summary of the Status of Valid Environmental License Notification, Permit and Documentations

Permit/ Licences/ Notification/ Reference No.	Valid Period		Status	Remark
	From	To		
Environmental Permit				
EP-614/2022	9-Aug-2022	-	Valid	-
Construction Noise Permit				
GW-RS0582-23	17-Jul-2023	16-Jan-2024	Valid	-
GW-RS0730-23	16-Sep-2023	15-Oct-2023	Expired during reporting month	-
GW-RS0754-23	15-Sep-2023	14-Oct-2023	Expired during reporting month	-
GW-RS0889-23	21-Oct-2023	25-Feb-2024	Valid	-
GW-RS0878-23	15-Oct-2023	14-Apr-2024	Valid	-
Wastewater Discharge License				
WT10001052-2023	18-Oct-2023	31-Oct-2028	Valid	-
WT10001151-2023	27-Oct-2023	31-Oct-2028	Valid	-
Chemical Waste Producer Registration				
5111-950-P3457-02	28-Jun-2023	-	Valid	-
Billing Account for Construction Waste Disposal				
7047632	6-Jun-2023	-	Valid	-
Notification Under Air Pollution Control (Construction Dust)				
472845	31-May-2023	-	Valid	-

3. ENVIRONMENTAL MONITORING REQUIREMENT

3.1 Construction Dust Monitoring

Monitoring Requirements

3.1.1 In accordance with the EM&A Manual, the ET shall carry out impact monitoring during construction phase of the project. For 1-hour Total Suspended Particulates (TSP) monitoring, the sampling frequency of at least three times every six days should be undertaken when the highest dust impact occurs. The Action and Limit levels of the air quality monitoring are provided in **Appendix D**.

Monitoring Equipment

3.1.2 1-hour TSP air quality monitoring was performed using High Volume Sampler (HVS) located at the designated monitoring station. The HVS meets all the requirements of the EM&A Manual. The equipment used for 1-hour TSP measurement during the reporting month are summarised in **Table 3.1**.

Table 3.1 Construction Dust Monitoring Equipment

Measuring Parameter	Monitoring Equipment	Brand and Model	Serial Number	Expiry Date
1-hour TSP	High Volume Sampler	TE-5170X	1086	7-12-2023
	Calibration Kit	TE-5028A	3702	31-3-2024

3.1.3 Initial calibration of HVS with mass flow controller was conducted upon installation and will be conducted every six months. Copies of calibration certificates of the HVS is presented in **Appendix E**.

Monitoring Locations

3.1.4 The monitoring station for construction dust monitoring pertinent to the Project has been identified based on the approved EM&A Manual for TUE of the Project. As public safety concerns were identified, the alternative impact monitoring location at DM-1b has been proposed and approved by EPD on 30 May 2023. The location of the construction dust monitoring station during the reporting period is summarised in **Table 3.2** and shown in **Figure 3.1**.

Table 3.2 Location of Construction Dust Monitoring Station

Monitoring Station ID	Monitoring Station
DM-1b	G/F of Ying Yuet House

Monitoring Methodology

3.1.5 The 1-hour TSP monitoring equipment, High Volume Sampler (Tisch TE-5170X High Volume Air Sampler), was deployed for the impact monitoring. The HVS was free-standing with no obstruction. The following criteria were considered in the installation of the HVS:

- A horizontal platform with appropriate support to secure the samples against gusty wind was provided;
- The distance between the sampler and an obstacle, such as buildings, at least twice the height that the obstacle protrudes above the HVS;
- A minimum of 2 meters separation from any supporting structure and measured horizontally;
- No furnace or incinerator flues was nearby;
- Airflow around the sampler was unrestricted;
- The sampler was located more than 20 meters from the dripline;
- Wire fence and gate did not cause any obstruction during monitoring;
- Permission was obtained to set up the samplers and gain access to the monitoring station; and
- A secured supply of electricity was obtained to operate the samplers.

3.1.6 Preparation of Filter Papers

- Glass fiber filters were labelled and sufficient filters that were clean and without pinholes were selected;
- All filters were equilibrated in the conditioning environment for 24 hours before weighing. The conditioning environment temperature was around 25 °C and not varied by more than ± 3 °C; the relative humidity (RH) was 40%; and
- Acumen Laboratory and Testing Limited, as a HOKLAS accredited laboratory, implemented comprehensive quality assurance and quality control programmes on the filters.

3.1.7 Field Monitoring

- The power supply was checked to ensure that the HVS was working properly;
- The filter holder and area surrounding the filter were cleaned;
- The filter holder was removed by loosening the foul bolts, and a new filter, with stamped number upward, on a supporting screen was aligned carefully;
- The filter was properly aligned on the screen so that the gasket formed an airtight seal on the outer edges of the filter;
- The swing bolts were fastened to hold the filter holder down to the frame. The pressure applied should be sufficient to avoid air leakage at the edges;
- The shelter lid was closed and secured with an aluminium strip;
- A new flow rate record sheet was inserted into the flow recorder;
- The flow rates of the HVS was checked and adjusted to between 0.6- 1.7 m³/min, which was within the range specified in the EM&A Manual (i.e. 0.6- 1.7 m³/min);
- The programmable timer was set for a sampling period of 1 hour, and the starting time, weather condition and filter number were recorded;

- The initial elapsed time was recorded;
- At the end of sampling, the sampled filter was removed carefully and folded in half so that only surfaces with collected particulate matter were in contact;
- The filter paper was placed in a clean plastic envelope and sealed; all monitoring information was recorded on a standard data sheet; and
- The filters were sent to Acumen Laboratory and Testing Ltd for analysis.

3.1.8 Maintenance and Calibration

- The HVS and its accessories were maintained in good working condition, such as replacing motor brushes routinely and checking electrical wiring to ensure a continuous power supply.
- HVS was calibrated using TE-5028A Calibration Kit upon installation.
- Calibration certificate of the TE-5028A Calibration Kit and the HVS is provided in **Appendix E**.

Monitoring Schedule for the Reporting Month

3.1.9 The schedule for environmental monitoring in October 2023 is provided in **Appendix F**.

3.2 Construction Noise Monitoring

Monitoring Requirements

3.2.1 In accordance with the approved EM&A Manual, impact noise monitoring should be conducted for at least once a week during the construction phase of the Project. **Table 3.3** summarises the monitoring parameters, frequency and duration of impact noise monitoring. The Action and Limit levels of the construction noise monitoring are presented in **Appendix D**.

Table 3.3 Noise Monitoring Parameters, Frequency and Duration

Parameter and Duration	Frequency
30-min measurement at each monitoring station between 0700 and 1900 hours on normal weekdays. L_{eq} , L_{10} and L_{90} would be recorded	At least once per week

Monitoring Equipment

3.2.2 Noise monitoring was performed using sound level meter at the designated monitoring station. The sound level meters deployed comply with the International Electrotechnical Commission Publications 651:1979 (Type 1) and 804:1985 (Type 1) specifications. Acoustic calibrator was deployed to check the sound level meters at a known sound pressure level. Brand and model of the equipment is given in **Table 3.4**.

Table 3.4 Noise Monitoring Equipment for Regular Noise Monitoring

Equipment	Model	Serial No.	Calibration Certificate Expiry Date
Sound Level Meter	NTi XL2	A2A-13548-E0	5 February 2024
	NTi XL2	A2A-13663-F0	14 February 2024
	NTi XL2	A2A-17638-E0	3 April 2024
	NTi XL2	A2A-09696-E0	3 April 2024
Acoustic Calibrator	Rion NC-75	35124528	1 November 2023
	Rion NC-75	35124529	1 November 2023
	Rion NC-75	35124530	1 November 2023

Monitoring Locations

3.2.3 The monitoring station for construction noise monitoring pertinent to the Project has been identified based on the approved EM&A Manual for TUE of the Project. The location of the construction noise monitoring station during the reporting period is summarised in **Table 3.5** and shown in **Figure 3.2**.

Table 3.5 Noise Monitoring Station during Construction Phase

Monitoring Station ID	Monitoring Station
NM1	Ying Tung Estate

Monitoring Methodology

3.2.4 Monitoring Procedure

- a. Façade measurement was made at NM1.
- b. The battery condition was checked to ensure the correct functioning of the meter.
- c. Parameters such as frequency weighting, the time weighting and the measurement time were set as follows:
 - I. frequency weighting: A
 - II. time weighting: Fast
 - III. time measurement: $L_{eq(30\text{-minutes})}$ during non-restricted hours i.e. 0700-1900 hours on normal weekdays.
- d. Prior to and after each noise measurement, the meter was calibrated using the acoustic calibrator for 94 dB(A) at 1000 Hz. If the difference in the calibration level before and after measurement was more than 1 dB(A), the measurement would be considered invalid and repeat of noise measurement would be required after re-calibration or repair of the equipment.
- e. During the monitoring period, the L_{eq} , L_{10} and L_{90} were recorded. In addition, site conditions and noise sources were recorded on a standard record sheet.

- f. Noise measurement was paused during periods of high intrusive noise (e.g. dog barking, helicopter noise, etc) if possible. Observations were recorded when intrusive noise was unavoidable.
- g. Noise monitoring was cancelled in the presence of fog, rain, wind with a steady speed exceeding 5m/s, or wind with gusts exceeding 10m/s.

Maintenance and Calibration

3.2.5 Maintenance and Calibration procedures are as follows:

- a. The microphone head of the sound level meter and calibrator were cleaned with a soft cloth at quarterly intervals.
- b. The meter and calibrator were sent to the supplier or HOKLAS laboratory to check and calibrate at yearly intervals.
- c. Relevant calibration certificates of the monitoring equipment are provided in **Appendix E**.

Monitoring Schedule for the Reporting Month

3.2.6 The schedule for environmental monitoring in October 2023 is provided in **Appendix F**.

4. IMPLEMENTATION STATUS OF ENVIRONMENTAL MITIGATION MEASURES

4.1.1 The Contractor has implemented environmental mitigation measures and requirements as stated in the EIA Report, the EP and EM&A Manual. The implementation status of the environmental mitigation measures during the reporting period is summarized in **Appendix C**. Status of required submissions under the EP during the reporting period is summarised in **Table 4.1**.

Table 4.1 Status of Required Submission under Environmental Permit

EP condition	Submission	Submission Date
Condition 3.4	Monthly EM&A Report (September 2023)	16 Oct 2023
Condition 2.13	Construction Noise Management Plan (for Works Contract No.1202)	30 Oct 2023

5. MONITORING RESULTS

5.1 Construction Dust Monitoring

5.1.1 The results for 1-hour TSP are summarized in **Table 5.1**. Detailed air quality monitoring results and wind monitoring data extracted from the Chek Lap Kok Automatic Weather Station operated by Hong Kong Observatory are presented in **Appendix G**.

Table 5.1 Summary of 1-hour TSP Monitoring Results

Monitoring Location	Average ($\mu\text{g}/\text{m}^3$)	Range ($\mu\text{g}/\text{m}^3$)	Action Level ($\mu\text{g}/\text{m}^3$)	Limit Level ($\mu\text{g}/\text{m}^3$)
DM-1b	124.8	29.3 – 241.5	327.0	500.0

5.1.2 No exceedance of Action or Limit Level was recorded for 1-hour TSP monitoring in the reporting month.

5.1.3 The Event and Action Plan is annexed in **Appendix I**.

5.1.4 Major dust sources during the monitoring included construction dust and other nearby construction sites.

5.2 Regular Construction Noise Monitoring

5.2.1 The monitoring results for construction noise monitoring are summarized in **Table 5.2** and the monitoring data is provided in **Appendix H**.

Table 5.2 Summary of Construction Noise Monitoring Results

Monitoring Station ID	Range, dB(A), $L_{eq}(30\text{mins})$	Limit Level, dB(A), $L_{eq}(30\text{mins})$
NM1*	58.6 – 65.8	75

Remark: * Baseline correction will be made to the measured when the measured noise level exceeded the corresponding baseline noise level and presented in the table.

5.2.2 No Action Level and Limit Level exceedance was recorded in the reporting month.

5.2.3 The Event and Action Plan is annexed in **Appendix I**.

5.2.4 Major noise sources during the monitoring included construction noise from the Project site, and other nearby construction sites.

5.3 Waste Management

5.3.1 C&D materials and wastes sorting were carried out on site. Receptacles were available for C&D wastes and general refuse collection,

5.3.2 As advised by the Contractor, about 290.768m³ inert C&D material was generated, 196.415m³ was disposed of as public fill and 94.353m³ was reused in the construction site of TUE Contract 1201 in the reporting month. No inert C&D materials were reused in other projects or in the

Contract in the reporting month. No fill material was imported in the reporting month. About 10.170 tonnes of general refuse was generated in the reporting month. No paper/ cardboard packaging material and plastic was collected by a recycle contractor in the reporting month. No chemical waste or metal was collected by a licensed contractor in the reporting month. The waste flow table is annexed in **Appendix L**.

- 5.3.3 The Contractor is advised to properly maintain on site C&D materials and wastes collection sorting and recording system and maximize reuse/ recycle of C&D materials and wastes. The Contractor is reminded to properly maintain the site tidiness and dispose of the wastes accumulated on site regularly and properly.
- 5.3.4 The Contractor is reminded that chemical waste containers should be properly treated and stored temporarily in designated chemical waste storage area on site in accordance with the Code of Practice on the Packaging, Labelling and Storage of Chemical Wastes.
- 5.3.5 All dump trucks for C&D materials transportation and disposal had equipped with Global Positioning System (GPS) for real-time tracking and monitoring of their travel routings and parking locations. According to the record of travel routings and parking locations of all dump trucks provided by the Contractor, no track deviation or abnormal parking location was observed during the reporting period.

5.4 Landscape and Visual

- 5.4.1 Bi-weekly inspection of the implementation of landscape and visual mitigation measures was conducted on 10 and 24 October 2023. A summary of the site inspection is provided on **Appendix C**. The observations and recommendations made during the site inspections are presented in **Table 6.1**.

6. ENVIRONMENTAL SITE INSPECTION AND AUDIT

6.1.1 Site inspections were carried out on a weekly basis to monitor the implementation of proper environmental pollution control and mitigation measures for the Project. A summary of the mitigation measures implementation schedule is provided in **Appendix C**.

6.1.2 In the reporting month, 5 site inspections were carried out on 3, 10, 17, 24 and 31 October 2023. Joint inspections with the IEC, ER, the Contractor and the ET were conducted on 17 October 2023. No non-compliance was recorded during the site inspection. Details of observations recorded during the site inspections are presented in **Table 6.1**.

Table 6.1 Observations and Reminders of Site Audit

Parameters	Date	Observation/ Reminder	Follow-up Status
Air Quality	24 October 2023	<u>Reminder</u> 1. The Contractor shall compact or cover the stockpile with dust screen for dust control. 2. The NRMM labels on the equipment were found faded. The Contractor shall replace it with a new label.	Nil
	31 October 2023	<u>Observation</u> 1. The cement bags were found without impervious sheeting at area W4. The Contractor shall cover it with impervious sheeting for dust control. <u>Reminder</u> 1. The Contractor shall compact or cover the stockpile with dust screen for dust control at area W4. 2. The NRMM label on the equipment was found faded at area W3. The Contractor shall replace it with a new label.	<u>Observation</u> 1. The cement bags were covered with impervious sheeting on 31 October 2023.
Noise	Nil	Nil	Nil

Parameters	Date	Observation/ Reminder	Follow-up Status
Water Quality	3 October 2023	<u>Observation</u> 1. Leakage of muddy water was found at piling area, the muddy water shall be bundled and confined.	<u>Observation</u> 1. The muddy water was bundled and confined on 4 October 2023.
	24 October 2023	<u>Reminder</u> 1. The Contractor shall remove stagnant water regularly	Nil
Waste/chemical management	10 October 2023	<u>Observation</u> 1. The contractor shall use a drip tray for chemicals to prevent chemical leakage. And the contractor shall clear the stagnant water in the drip tray.	<u>Observation</u> 1. The chemicals were placed on a drip tray and the stagnant water in drip tray was cleared on 12 October 2023.
	17 October 2023	<u>Observation</u> 1. The contractor shall use a drip tray for chemicals to prevent chemical leakage. And the contractor shall clean the drip tray regularly to ensure drip tray capacity. <u>Reminder</u> 1. General housekeeping should be maintained	<u>Observation</u> 1. The chemicals were placed on a drip tray and the drip tray was cleaned on 17 October 2023.
	31 October 2023	<u>Observation</u> 1. The capacity of the drip tray for air compressor is insufficient at area W4. The Contractor shall enlarge the drip tray.	<u>Observation</u> 1. The drip tray has been enlarged for the air compressor on 3 November 2023.
Landscape & Visual	Nil	Nil	Nil
Permits/licenses	Nil	Nil	Nil

6.1.3 All follow-up actions requested by Contractor's ET and IEC during the site inspection were undertaken as reported by the Contractor and confirmed in the following weekly site inspection conducted during the reporting period.

7. ENVIRONMENTAL NON-CONFORMANCE

7.1 Summary of Monitoring Exceedances

- 7.1.1 No Action or Limit Level exceedance was recorded for 1-hour TSP monitoring in the reporting month.
- 7.1.2 No Action or Limit Level exceedance for construction noise monitoring was recorded at the monitoring station in the reporting month.
- 7.1.3 Summary of Notification of Exceedance is provided in **Appendix K**.

7.2 Summary of Environmental Non-Compliance

- 7.2.1 No environmental non-compliance was recorded in the reporting month.

7.3 Summary of Environmental Complaints

- 7.3.1 No environmental complaint was received in the reporting month. Cumulative statistics on environmental complaints is provided in **Appendix J**.

7.4 Summary of Environmental Summon and Successful Prosecutions

- 7.4.1 No environmental related prosecution or notification of summons was received in the reporting month. Cumulative statistics on notification of summons and successful prosecutions is provided in **Appendix J**.

8. FUTURE KEY ISSUES

8.1 Construction Programme for the Next Three Months

8.1.1 The tentative construction programme for the next three months is presented in **Appendix A**.

The major construction works between November 2023 to January 2024 will be:

Table 8.1 Major Construction for the Next Three Months

Location	Site Activities
TCE	<ul style="list-style-type: none"> • Site formation works • Piling works in TCE and IE • Noise barrier removal • Retaining wall construction • Construction of footing for noise barrier & OHL Mast

8.2 Key Issues for the Coming Month

8.2.1 Potential environmental impacts arising from the above construction activities are mainly associated with construction dust impact, noise impact, water quality and waste management.

8.3 Monitoring Schedule for the Next Month

8.3.1 The monitoring schedule for the next reporting month is presented in **Appendix F**.

9. CONCLUSION AND RECOMMENDATIONS

9.1 Conclusions

- 9.1.1 1-hour TSP and noise monitoring were carried out in the reporting month.
- 9.1.2 No Action or Limit Level exceedance was recorded for 1-hour TSP monitoring in the reporting month.
- 9.1.3 No Action or Limit Level exceedance was recorded for noise monitoring in the reporting month.
- 9.1.4 5 nos. of environmental site inspections were carried out in October 2023. Recommendations on remedial actions were given to the Contractor for the deficiencies identified during the site audit.
- 9.1.5 No complaint or non-compliance was reported in the reporting month.
- 9.1.6 No notification of summons or prosecution was received in the reporting month.

9.2 Comments and Recommendations

- 9.2.1 According to the environmental site inspections performed in the reporting month, the following recommendations were provided:

Air Quality Impact

- Provide proper mitigation measure to prevent dusty material spread out from the site boundary.
- Display proper NRMM Label.

Construction Noise Impact

- No specific observation was identified in the reporting month.

Water Quality Impact

- Provide proper mitigation measure to prevent leakage of muddy water.

Chemical and Waste Management

- Provide drip tray for chemicals and equipment to prevent chemical leakage.
- Ensure the drip tray capacity.

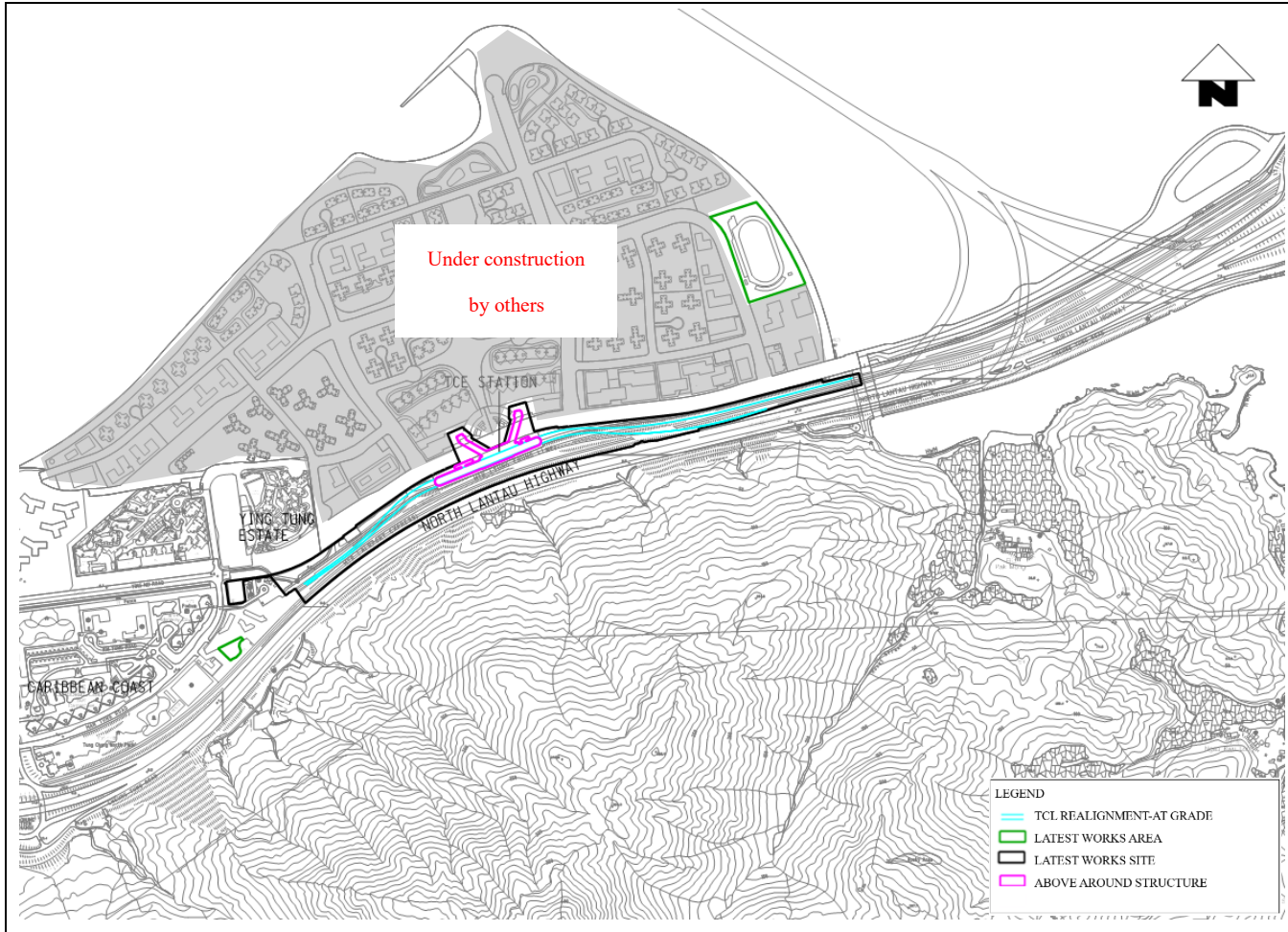
Landscape & Visual Impact

- No specific observation was identified in the reporting month.

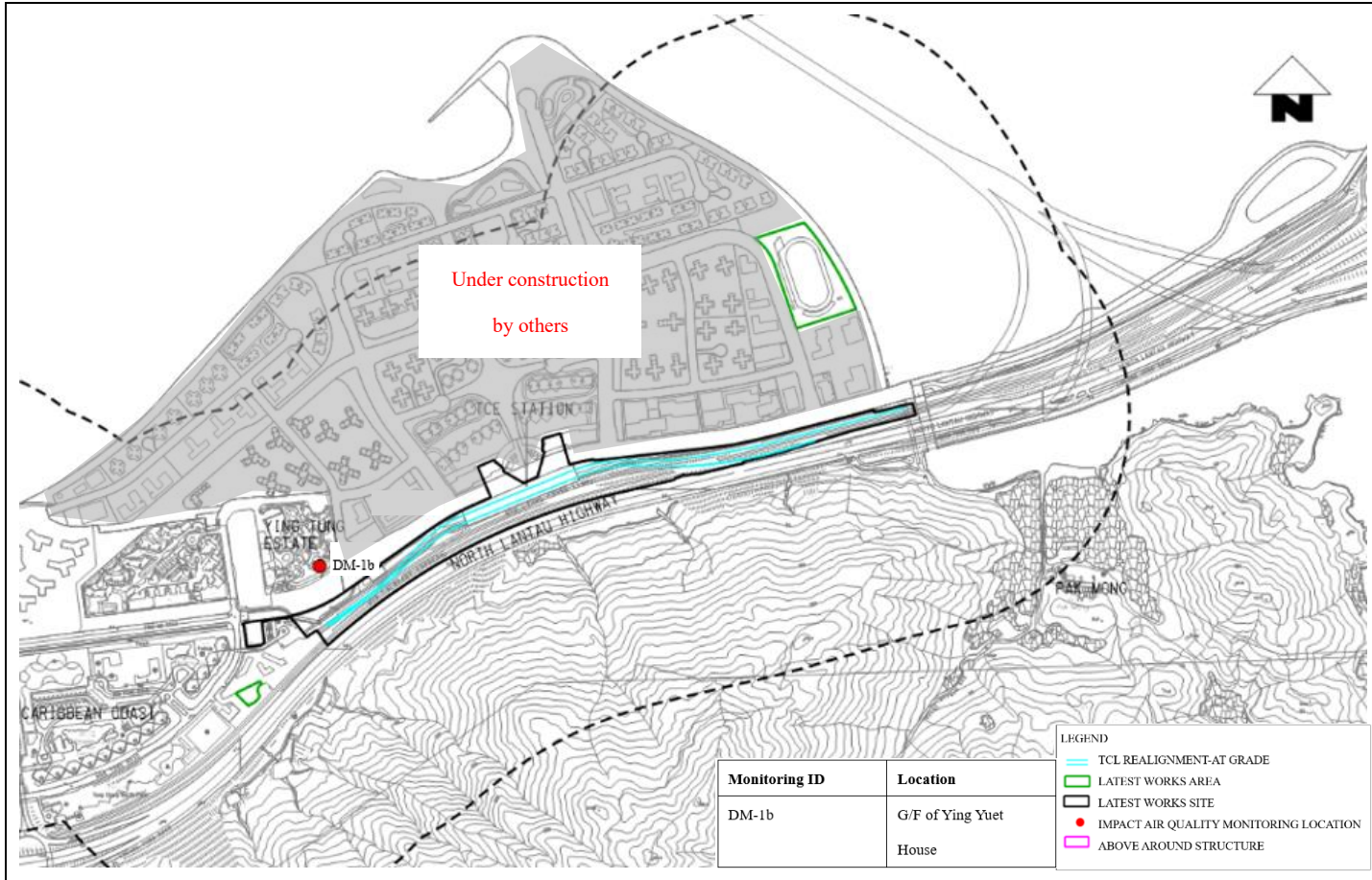
Permits/licenses

- No specific observation was identified in the reporting month.

Figures



Project Title
Tung Chung Line Extension Contract 1202 Tung Chung East Station and Associated Enabling Works for Track Diversions
Drawing Title
Site Layout Plan for Contract 1202
Figure 2.1



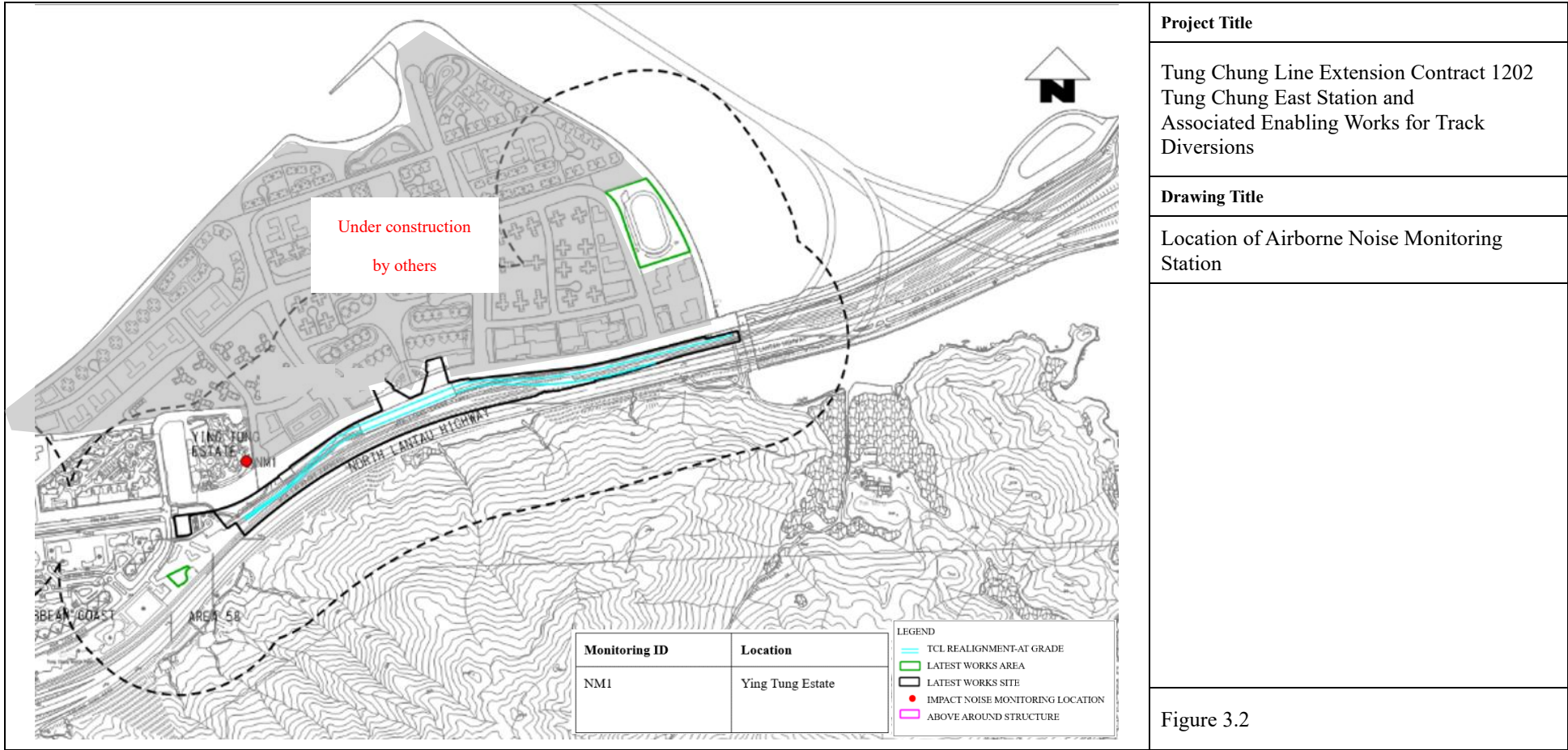
Project Title

Tung Chung Line Extension Contract 1202
 Tung Chung East Station and
 Associated Enabling Works for Track
 Diversions

Drawing Title

Location of Air Quality Monitoring Station

Figure 3.1



Project Title

Tung Chung Line Extension Contract 1202
 Tung Chung East Station and
 Associated Enabling Works for Track
 Diversions

Drawing Title

Location of Airborne Noise Monitoring
 Station


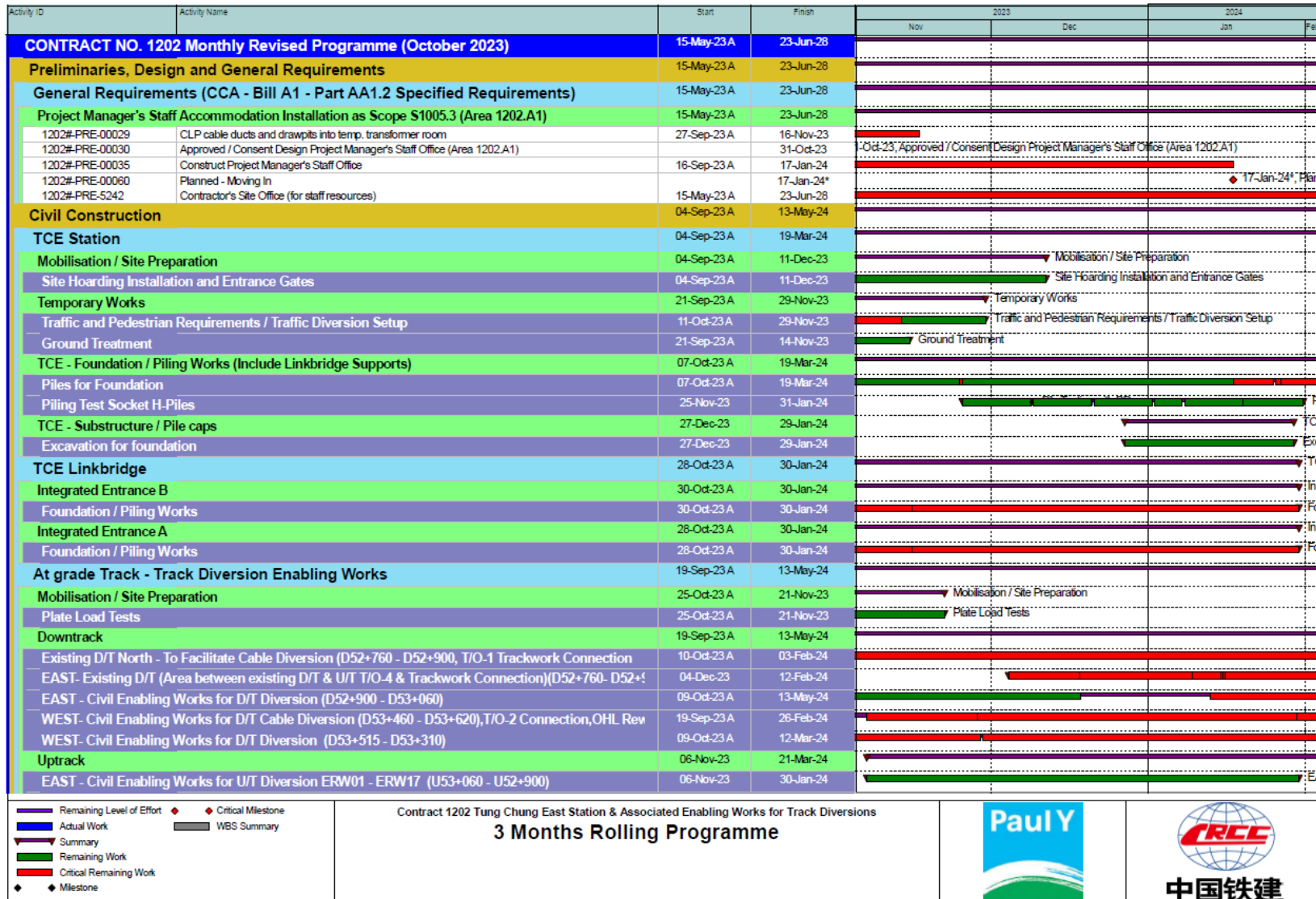


Figure 3.2

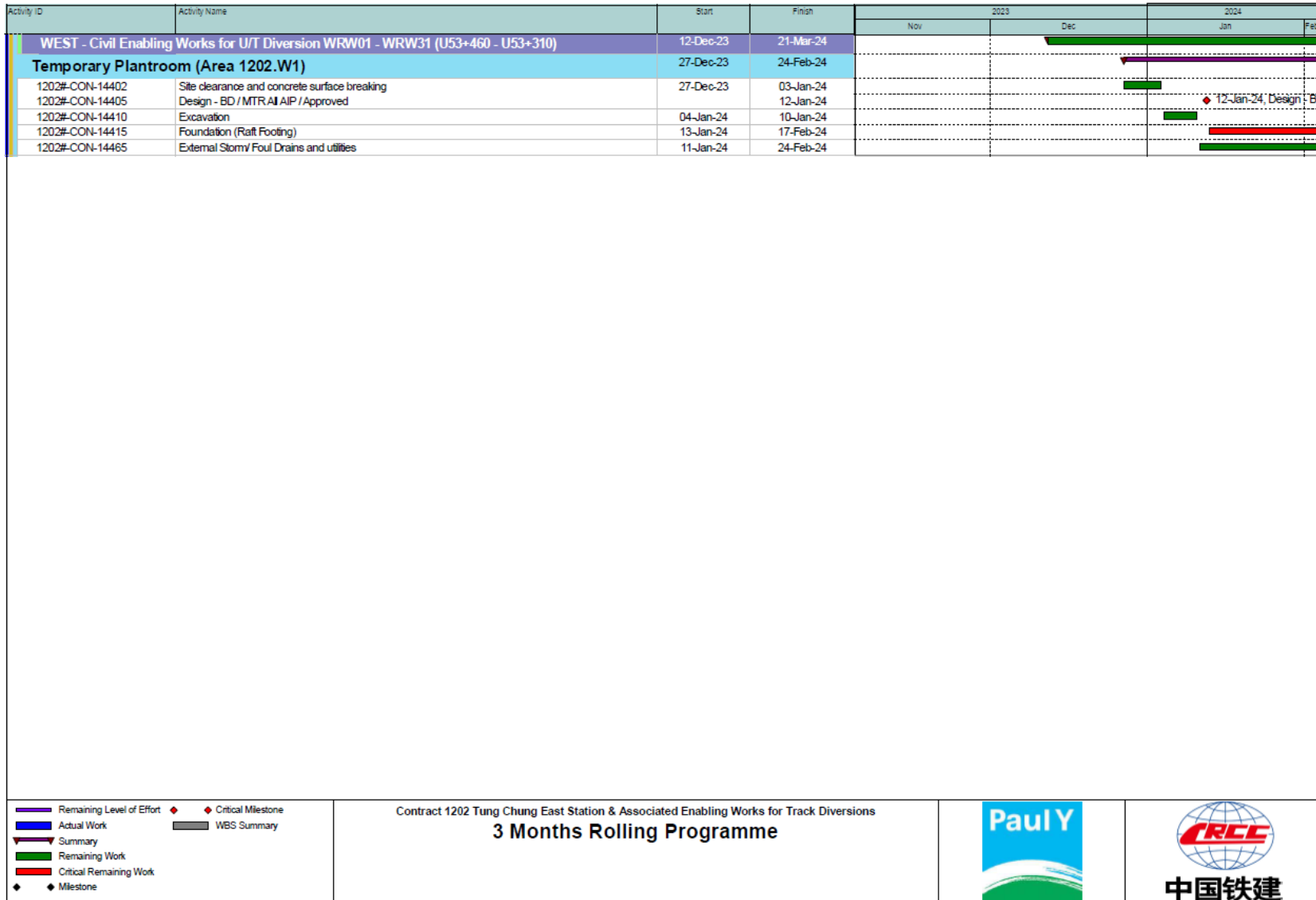
Appendix A

Tentative Construction Programme

Tung Chung Line Extension Contract 1202
 Tung Chung East Station and
 Associated Enabling Works for Track Diversions
 Monthly EM&A Report (October 2023)



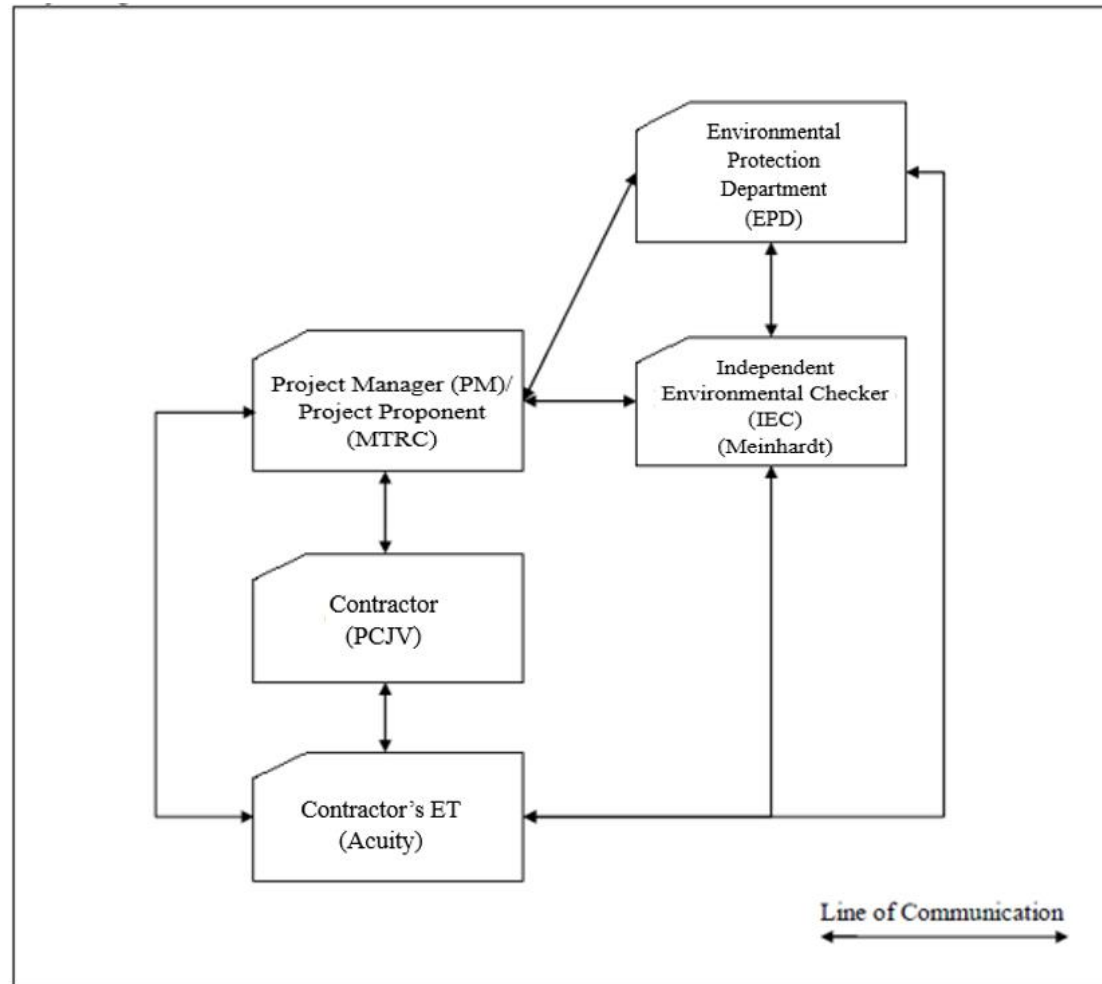
Tung Chung Line Extension Contract 1202
 Tung Chung East Station and
 Associated Enabling Works for Track Diversions
 Monthly EM&A Report (October 2023)



Appendix B

Project Organization Structure

Project O-Chart



Appendix C

Implementation Schedule of Environmental Mitigation Measures

Appendix C

Implementation Schedule of Environmental Mitigation Measures

EM&A Log Ref	Recommended Mitigation Measures	Objectives of the Recommended Measures & Main Concerns to address	Implementation Agent	Location / Timing	Implementation Phase	Requirements and / or standards to be achieved	Implementation status
<i>Construction Dust Impact</i>							
D1	<p>The following dust suppression measures/practices should be incorporated:</p> <ul style="list-style-type: none"> Regular watering once per hour on all exposed construction areas with dust emission and haul road will be implemented; Vehicle washing facilities should be provided at every designated exit point of the construction worksites; Any excavated or stockpile of dusty material should be covered entirely by impervious sheeting or sprayed with water to maintain the entire surface wet and then removed or backfilled or reinstated where practicable for the excavation or unloading; 	Minimise dust impact at the nearby sensitive receivers	Contractor	All construction sites	Construction phase	<ul style="list-style-type: none"> APCO To control the dust impact to meet HKAQO and EIAO-TM 	Implemented after observation

EM&A Log Ref	Recommended Mitigation Measures	Objectives of the Recommended Measures & Main Concerns to address	Implementation Agent	Location / Timing	Implementation Phase	Requirements and / or standards to be achieved	Implementation status
	<ul style="list-style-type: none"> • Any dusty materials remaining after a stockpile is removed should be wetted with water and cleared from the surface of roads; • A stockpile of dusty material should not be extended beyond the pedestrian barriers, fencing or traffic cones; • The load of dusty materials on a vehicle leaving a construction site should be covered entirely by impervious sheeting to ensure that the dusty materials do not leak from the vehicle; • Where practicable, vehicle washing facilities with high pressure water jet should be provided at every discernible or designated vehicle exit point. The area where vehicle washing takes place and the road section between the washing facilities and the exit point should be paved with concrete, bituminous materials or hardcores; 						

EM&A Log Ref	Recommended Mitigation Measures	Objectives of the Recommended Measures & Main Concerns to address	Implementation Agent	Location / Timing	Implementation Phase	Requirements and / or standards to be achieved	Implementation status
	<ul style="list-style-type: none"> • When there are open excavation and reinstatement works, hoarding of not less than 2.4m high should be provided as far as practicable along the site boundary with provision for public crossing. Good site practice shall also be adopted by the Contractor to ensure the conditions of the hoardings are properly maintained throughout the construction period; • The portion of any road leading only to the construction site that is within 30m of a vehicle entrance or exit should be kept clear of dusty materials; • Surfaces where any pneumatic or power-driven drilling, cutting, polishing or other mechanical breaking operation takes place should be sprayed with water or a dust suppression chemical continuously; • Any area that involves demolition activities should be sprayed with water or a dust 						

EM&A Log Ref	Recommended Mitigation Measures	Objectives of the Recommended Measures & Main Concerns to address	Implementation Agent	Location / Timing	Implementation Phase	Requirements and / or standards to be achieved	Implementation status
	<p>suppression chemical immediately prior to, during and immediately after the activities so as to maintain the entire surface wet;</p> <ul style="list-style-type: none"> • Where scaffolding is erected around the perimeter of a building under construction, effective dust screens, sheeting or netting should be provided to enclose the scaffolding from the ground floor level of the building, or a canopy should be provided from the first floor level up to the highest level of the scaffolding; • Any skip hoist for material transport should be totally enclosed by impervious sheeting; • Every stock of more than 20 bags of cement or dry pulverised fuel ash (PFA) should be covered entirely by impervious sheeting or placed in an area sheltered on the top and the 3 sides; • Cement or dry PFA delivered in bulk should be stored in a closed silo fitted with an 						

EM&A Log Ref	Recommended Mitigation Measures	Objectives of the Recommended Measures & Main Concerns to address	Implementation Agent	Location / Timing	Implementation Phase	Requirements and / or standards to be achieved	Implementation status
	<p>audible high level alarm which is interlocked with the material filling line and no overfilling is allowed;</p> <ul style="list-style-type: none"> • Loading, unloading, transfer, handling or storage of bulk cement or dry PFA should be carried out in a totally enclosed system or facility, and any vent or exhaust should be fitted with an effective fabric filter or equivalent air pollution control system; • Cement or dry PFA delivered in bulk should be stored in a closed silo fitted with an audible high level alarm which is interlocked with the material filling line and no overfilling is allowed; • Loading, unloading, transfer, handling or storage of bulk cement or dry PFA should be carried out in a totally enclosed system or facility, and any vent or exhaust should be fitted with an effective fabric filter or equivalent air pollution control system; and 						

EM&A Log Ref	Recommended Mitigation Measures	Objectives of the Recommended Measures & Main Concerns to address	Implementation Agent	Location / Timing	Implementation Phase	Requirements and / or standards to be achieved	Implementation status
	<ul style="list-style-type: none"> Exposed earth should be properly treated by compaction, turfing, hydroseeding, vegetation planting or sealing with latex, vinyl, bitumen, shotcrete or other suitable surface stabilisers within six months after the last construction activity on the construction site or part of the construction site where the exposed earth lies. 						
D2	<p>The following good site practices to reduce the exhaust emission from the use of non-road mobile machinery and construction plant and equipment should be implemented:</p> <ul style="list-style-type: none"> Regulated machines shall be used and exempted NRMMs should be avoided where practicable; Use cleaner fuel such as ULSD in diesel-operated construction plant to reduce sulphur dioxide emission; Use of electric PME's where practicable; 	Control emissions from non-road mobile machinery	Contractor	All construction sites	Construction phase	<ul style="list-style-type: none"> Air Pollution Control (NRMMs) (Emission) Regulation To control the fuel combustion 	Implemented

EM&A Log Ref	Recommended Mitigation Measures	Objectives of the Recommended Measures & Main Concerns to address	Implementation Agent	Location / Timing	Implementation Phase	Requirements and / or standards to be achieved	Implementation status
	<ul style="list-style-type: none"> • Use power supplied from power utilities when practicable (e.g. to replace generators); • Switch off the engine of PME's when idling; • Implement regular and proper maintenance for plant and equipment; • Employ plant and equipment of adequate size and power output and avoid overloading of the plant; • Locate the PME's away from sensitive receivers as far as possible; and • Erect screen to shield the emission source from sensitive receivers where necessary and practicable 					emission from PME's	

EM&A Log Ref	Recommended Mitigation Measures	Objectives of the Recommended Measures & Main Concerns to address	Implementation Agent	Location / Timing	Implementation Phase	Requirements and / or standards to be achieved	Implementation status
D3	Implement regular dust monitoring under EM&A programme during the construction phase.	Monitoring of dust impact	Contractor	Selected dust monitoring stations	Construction phase	• EIAO-TM	Implemented
<i>Construction Noise</i>							
N1	The following measures should be implemented: <ul style="list-style-type: none"> only well-maintained plant should be operated onsite and plant should be serviced regularly during the construction programme; machines and plant (such as trucks, cranes) that may be in intermittent use should be shut down between work periods or should be throttled down to a minimum; 	Control construction airborne noise	Contractor	All construction sites	Construction phase	• Annex 5, EIAO-TM	Implemented

EM&A Log Ref	Recommended Mitigation Measures	Objectives of the Recommended Measures & Main Concerns to address	Implementation Agent	Location / Timing	Implementation Phase	Requirements and / or standards to be achieved	Implementation status
	<ul style="list-style-type: none"> • plant known to emit noise strongly in one direction, where possible, be orientated so that the noise is directed away from nearby NSRs; • silencers or mufflers which available on construction equipment should be properly fitted and maintained during the construction works; • spoil transportation routes should be directed away from NSRs as far as practicable; • mobile plant should be sited as far away from NSRs as possible and practicable; • material stockpiles, site office and other structures should be effectively utilised, where practicable, to screen noise from on-site construction activities; • noise monitoring at selected NSRs should be conducted as far as practicable; and 						

EM&A Log Ref	Recommended Mitigation Measures	Objectives of the Recommended Measures & Main Concerns to address	Implementation Agent	Location / Timing	Implementation Phase	Requirements and / or standards to be achieved	Implementation status
	<ul style="list-style-type: none"> provide designated unloading areas at barging point away from the NSR as far as possible 						
N2	Use of quiet plant which should be made reference to the Powered Mechanical Equipment (PME) listed in the Technical Memorandum or the Quality Powered Mechanical Equipment (QPME) / other commonly used PME listed in Environmental Protection Department (EPD) web pages as far as possible which includes the Sound Power Level (SWLs) for specific quiet PME.	Reduce the noise levels from plant items	Contractor	All construction sites where practicable	Construction phase	• Annex 5, EIAO-TM	Implemented
N3	Install movable temporary noise barriers (typical design is wooden framed barrier with a small-cantilevered upper portion of superficial density no less than 7kg/m ² on a skid footing with 25mm thick internal sound absorptive lining), and full enclosure, screen the noisy plants including water pump etc.	Minimize the construction noise levels through screening	Contractor	All construction sites	Construction phase	• Annex 5, EIAO-TM	Implemented

EM&A Log Ref	Recommended Mitigation Measures	Objectives of the Recommended Measures & Main Concerns to address	Implementation Agent	Location / Timing	Implementation Phase	Requirements and / or standards to be achieved	Implementation status
N6	Implement an airborne construction noise monitoring under EM&A programme.	Monitor the airborne construction noise levels at the selected representative locations	Contractor	Selected noise monitoring stations	Construction phase	• Annex 5, EIAO-TM	Implemented
Water Quality (Construction Phase)							
W1	<p><u>General Construction Activities</u></p> <p>Best Management Practices (BMPs) should be implemented as far as practicable according to The Professional Persons Environmental Consultative Committee (ProPECC) Practice Note (PN) 1/94 “Construction Site Drainage”. The details of BMPs are presented as follows:</p> <ul style="list-style-type: none"> All effluent discharged from the construction site should comply with the standards stipulated in the DSS-TM; 	To reduce water quality impact from construction site runoff and general construction activities	Contractor	All construction sites	Construction phase	<ul style="list-style-type: none"> WPCO ProPECC (PN1/94) EIAO-TM DSS-TM DSD Technical Circular No. 1/2017 	Implemented after observation

EM&A Log Ref	Recommended Mitigation Measures	Objectives of the Recommended Measures & Main Concerns to address	Implementation Agent	Location / Timing	Implementation Phase	Requirements and / or standards to be achieved	Implementation status
	<p>Discharge surface and road runoff from construction sites including barging point into storm drains via adequately designed sand/silt removal facilities such as sand traps, silt traps, and sedimentation tanks with sufficient retention time. Provide channels or earth bunds or sandbag barriers on-site during construction works to properly direct stormwater to such silt removal facilities. Provide perimeter channels on-site boundaries where necessary to intercept storm runoff from outside the site so that it will not wash across the site. Install catch pits and perimeter channels in advance of site formation works and earthworks;</p>						

EM&A Log Ref	Recommended Mitigation Measures	Objectives of the Recommended Measures & Main Concerns to address	Implementation Agent	Location / Timing	Implementation Phase	Requirements and / or standards to be achieved	Implementation status
	<ul style="list-style-type: none"> • Covered the temporarily exposed slope surfaces e.g. by a tarpaulin. Protect the temporary access roads by crushed stone or gravel, as excavation proceeds as far as practicable. Install intercepting channels (e.g. along the crest/edge of excavation) to prevent storm runoff from washing across exposed soil surfaces. Carried out adequate surface protection measures safely well before the arrival of a rainstorm; • Compact the final surfaces of earthworks properly and execute the subsequent permanent work or surface protection immediately after the final surfaces are formed to prevent erosion caused by rainstorms. Install appropriate drainage like intercepting channels where necessary; 						

EM&A Log Ref	Recommended Mitigation Measures	Objectives of the Recommended Measures & Main Concerns to address	Implementation Agent	Location / Timing	Implementation Phase	Requirements and / or standards to be achieved	Implementation status
	<ul style="list-style-type: none"> If excavation of trenches in wet seasons is necessary, they should be dug and backfilled in short sections as far as practicable to minimize the ingress of rainwater into trenches. Discharge the rainwater pumped out from trenches or foundation excavations into storm drains via silt removal facilities; Recondition and reuse the bentonite wherever practicable to minimise the disposal volume of used bentonite slurries. Provide temporary enclosed storage locations on-site for any unused bentonite that needs to be transported away after the related construction activities are completed. The process of handling and disposing of bentonite slurries should follow the requirements as stipulated in ProPECC PN 1/94; 						

EM&A Log Ref	Recommended Mitigation Measures	Objectives of the Recommended Measures & Main Concerns to address	Implementation Agent	Location / Timing	Implementation Phase	Requirements and / or standards to be achieved	Implementation status
	<ul style="list-style-type: none"> • Cover the open stockpiles of construction materials (e.g. aggregates, sand and fill material) on sites with tarpaulin or similar fabric during rainstorms; • Cover and temporarily sealed manholes (including newly constructed ones) adequately so as to prevent silt, construction materials, or debris from getting into the drainage system, and to prevent storm runoff from getting into foul sewers. Avoid discharging surface runoff into foul sewers in order not to unduly overload the foul sewerage system; and • Clean the construction sites on a regular basis (e.g. remove the rubbish and litter from the construction sites). 						
W6	<u>Sewage Effluent from Construction Workforce</u>	To reduce water quality impact from	Contractor	All construction	Construction phase	• WPCO	Implemented

EM&A Log Ref	Recommended Mitigation Measures	Objectives of the Recommended Measures & Main Concerns to address	Implementation Agent	Location / Timing	Implementation Phase	Requirements and / or standards to be achieved	Implementation status
	<ul style="list-style-type: none"> • No discharge of sewage to the stormwater system and marine water will be allowed; • Establish adequate and sufficient portable chemical toilets in the works areas to handle sewage from the construction workforce; • Employ a registered waste collector to clean and maintain the chemical toilets on a regular basis; and • Notices should be posted at conspicuous locations to remind the workers not to discharge any sewage or wastewater into the surrounding environment. 	wastewater from construction workforce.		sites		<ul style="list-style-type: none"> • ProPECC (PN1/94) • EIAO-TM • DSS-TM 	

EM&A Log Ref	Recommended Mitigation Measures	Objectives of the Recommended Measures & Main Concerns to address	Implementation Agent	Location / Timing	Implementation Phase	Requirements and / or standards to be achieved	Implementation status
W7	<p><u>Accidental Spillage</u></p> <ul style="list-style-type: none"> Contractor must register as a chemical waste producer if chemical wastes would be produced from the construction activities; Any chemical waste generated shall be managed in accordance with the Waste Disposal (Chemical Waste) (General) Regulation; The Contractor should develop management procedures for chemicals used and prepare an emergency spillage handling procedure to deal with chemical spillage in case of an accident occurs; Any services and maintenance facilities should be located on hard standings within a bunded area, and sumps and oil interceptors should be provided. 	To minimise water quality impact from accidental spillage of chemicals	Contractor	All construction sites	Construction phase	<ul style="list-style-type: none"> WPCO ProPECC (PN1/94) EIAO-TM DSS-TM WDO 	Implemented after observation

EM&A Log Ref	Recommended Mitigation Measures	Objectives of the Recommended Measures & Main Concerns to address	Implementation Agent	Location / Timing	Implementation Phase	Requirements and / or standards to be achieved	Implementation status
	<p>Maintenance of vehicles and equipment involving activities with the potential for leakage and spillage should only be undertaken within the areas appropriately equipped to control these discharges;</p> <ul style="list-style-type: none"> • The service and maintenance as well as any chemical storage area would be avoided to position near the watercourse as a safe guard; • The Code of Practice on the Packaging, Labelling and Storage of Chemical Wastes published under the Waste Disposal Ordinance shall be followed to deal with chemical wastes; • Suitable containers should be used to hold the chemical wastes to avoid leakage or 						

EM&A Log Ref	Recommended Mitigation Measures	Objectives of the Recommended Measures & Main Concerns to address	Implementation Agent	Location / Timing	Implementation Phase	Requirements and / or standards to be achieved	Implementation status
	<p>spillage during storage, handling, and transport;</p> <ul style="list-style-type: none"> • Chemical waste containers should be suitably labelled, to notify and warn the personnel who are handling the wastes, to avoid accidents; • Storage area should be selected at a safe location on-site and adequate space should be allocated to the storage area; • Sufficient ground investigation and soil testing should be carried out; • All charted drill holes should be checked by engineer to ensure proper seal up prior to the TBM passing; and • The Contractor should devise a contingency plan for any accidental spillage and heavy rainfall event. 						

EM&A Log Ref	Recommended Mitigation Measures	Objectives of the Recommended Measures & Main Concerns to address	Implementation Agent	Location / Timing	Implementation Phase	Requirements and / or standards to be achieved	Implementation status
W9	<p>The following mitigation measures for sewage and other wastewater will be implemented.</p> <ul style="list-style-type: none"> • Standard oil/grit interceptors/chambers should be provided where necessary before discharge to public sewers; • A discharge licence for the discharge of commercial and industrial effluent shall be applied; • The bleed off water from the freshwater cooling chiller should be recycled for flushing use as far as practical, with any excess bleed off be discharged into the sewerage system; and • The practices outlined in ProPECC PN 5/93 for handling, treatment and disposal of effluent should be adopted. 	<p>To minimize the water quality impact from sewage and other wastewater</p>	<p>MTR Corporation</p>	<p>Whole alignment</p>	<p>Operational Phase</p>	<ul style="list-style-type: none"> • WPCO • ProPECC PN 5/93 • DSS-TM 	<p>NA</p>

EM&A Log Ref	Recommended Mitigation Measures	Objectives of the Recommended Measures & Main Concerns to address	Implementation Agent	Location / Timing	Implementation Phase	Requirements and / or standards to be achieved	Implementation status
<i>Waste Management (Construction Phase)</i>							
WM1	<p><u>Good Site Practices</u></p> <p>The following good site practices are recommended to reduce waste generation during construction:</p> <ul style="list-style-type: none"> Nomination of an approved personnel, such as a site manager, to be responsible for the implementation of good site practices, arrangements for collection and effective disposal to an appropriate facility, of all wastes generated at the site; Training of site personnel in site cleanliness, appropriate waste management procedures and concepts of waste reduction, reuse and recycling; 	Ensure proper waste management system throughout the construction	Contractor	All construction sites	Construction phase	<ul style="list-style-type: none"> WDO ETWB TCW No. 19/2005 	Implemented

EM&A Log Ref	Recommended Mitigation Measures	Objectives of the Recommended Measures & Main Concerns to address	Implementation Agent	Location / Timing	Implementation Phase	Requirements and / or standards to be achieved	Implementation status
	<ul style="list-style-type: none"> • Provision of sufficient waste disposal points and regular collection for disposal; • Appropriate measures to minimize windblown litter and dust during transportation of waste by either covering trucks or by transporting wastes in enclosed containers; • Regular cleaning and maintenance programme for drainage systems, sumps and oil interceptors; • Provision of wheel washing facilities at the site exit before the trucks leave the works areas; and • The Contractor should prepare a Waste Management Plan (WMP) as part of the Environmental Management Plan (EMP) in accordance with the ETWB TCW No. 19/2005. The WMP should be submitted to 						

EM&A Log Ref	Recommended Mitigation Measures	Objectives of the Recommended Measures & Main Concerns to address	Implementation Agent	Location / Timing	Implementation Phase	Requirements and / or standards to be achieved	Implementation status
	the Engineer for approval. Mitigation measures proposed in the EIA Report and the EM&A Manual should be adopted.						
WM2	<p><u>Waste Reduction Measures</u></p> <p>The following recommendations are proposed to achieve reduction of waste:</p> <ul style="list-style-type: none"> • Segregate and store different types of waste in different containers, skip or stockpiles to enhance reuse or recycling of materials and their proper disposal; • Proper storage and good site practices to minimize the potential for damage and contamination of construction materials; • Plan and stock construction materials carefully to minimize amount of waste generated and avoid unnecessary generation of waste; 	Reduce waste generation	Contractor	All construction sites	Construction phase	<ul style="list-style-type: none"> • WDO 	Implemented

EM&A Log Ref	Recommended Mitigation Measures	Objectives of the Recommended Measures & Main Concerns to address	Implementation Agent	Location / Timing	Implementation Phase	Requirements and / or standards to be achieved	Implementation status
	<ul style="list-style-type: none"> Sort out demolition debris and excavated materials from demolition works to recover reusable/ recyclable portions (i.e. soil, broken concrete, metal etc.); and Provide training to workers on the importance of appropriate waste management procedures, including waste reduction, reuse and recycling. 						

EM&A Log Ref	Recommended Mitigation Measures	Objectives of the Recommended Measures & Main Concerns to address	Implementation Agent	Location / Timing	Implementation Phase	Requirements and / or standards to be achieved	Implementation status
WM3	<p><u>Storage, Collection and Transportation of Waste</u></p> <p>The following recommendation should be implemented to minimise the impacts from storage, collection and transportation of waste:</p> <ul style="list-style-type: none"> • Non-inert C&D materials such as top soil should be handled and stored well to ensure secure containment of the materials; • Stockpiling area should be provided with covers and water spraying system to prevent materials from windblown or being washed away; and 	Minimise impact to the environment due to storage, collection and transport of waste	Contractor	All construction sites	Construction phase	<ul style="list-style-type: none"> • WDO • Land (Miscellaneous Provisions) Ordinance • ETWB TCW No. 19/2005 	Implemented

EM&A Log Ref	Recommended Mitigation Measures	Objectives of the Recommended Measures & Main Concerns to address	Implementation Agent	Location / Timing	Implementation Phase	Requirements and / or standards to be achieved	Implementation status
	<ul style="list-style-type: none"> • Different locations should be designated to stockpile each material to enhance reuse. • Remove waste in timely manner; • Employ the trucks with cover or enclosed containers for waste transportation; • Obtain relevant waste disposal permits from the appropriate authorities; • Disposal of waste should be done at licensed waste disposal facilities; • All dump trucks engaged on site for delivery of inert C&D material from the site to PFRFs should be equipped with GPS or equivalent system for tracking and monitoring of their travel routings and parking locations by the Contractor. The data collected by GPS or equivalent system should be recorded properly for checking and analysis by ET and IEC; 						

EM&A Log Ref	Recommended Mitigation Measures	Objectives of the Recommended Measures & Main Concerns to address	Implementation Agent	Location / Timing	Implementation Phase	Requirements and / or standards to be achieved	Implementation status
	<ul style="list-style-type: none"> • A Construction and Demolition Material Management Plan (C&DMMP) should be prepared in accordance with Section 4.1.3 “Construction and Demolition Materials” of the Project Administration Handbook for Civil Engineering Works and will be submitted together with the EIA Report to Public Fill Committee (PFC) for approval; • Carry out on-site sorting for C&D materials; • Make provisions in the Contract documents to allow and promote the use of recycled aggregates where appropriate; and • Implement a trip-ticket system for each works contract in accordance with DEVB TCW No. 06/2010. 						

EM&A Log Ref	Recommended Mitigation Measures	Objectives of the Recommended Measures & Main Concerns to address	Implementation Agent	Location / Timing	Implementation Phase	Requirements and / or standards to be achieved	Implementation status
WM4	<p><u>On-site Sorting of C&D Materials</u></p> <ul style="list-style-type: none"> Storage areas should be provided in the site for temporary storage of inert C&D materials during construction phase. All C&D materials arising from the construction would be sorted on-site to recover the inert C&D materials and reusable and recyclable materials prior to disposal off-site as far as practicable. Non-inert portion of C&D materials should be reused whenever possible and be disposal of at landfills as a last resort. The Contractor should devise a system to work for on-site sorting of C&D materials and promptly 	Minimize impacts from C&D handling waste materials	Contractor	All construction sites	Construction phase	<ul style="list-style-type: none"> WDO ETWB TCW No. 19/2005 Land (Miscellaneous Provisions) Ordinance 	Implemented

EM&A Log Ref	Recommended Mitigation Measures	Objectives of the Recommended Measures & Main Concerns to address	Implementation Agent	Location / Timing	Implementation Phase	Requirements and / or standards to be achieved	Implementation status
	<p>remove all sorted and processed material arising from the construction activities to minimize temporary stockpiling on-site. The system should include the identification of the source of generation, estimated quantity, arrangement for onsite sorting and/or collection, temporary storage areas, and frequency of collection by recycling contractors or frequency of removal off-site.</p>						

EM&A Log Ref	Recommended Mitigation Measures	Objectives of the Recommended Measures & Main Concerns to address	Implementation Agent	Location / Timing	Implementation Phase	Requirements and / or standards to be achieved	Implementation status
WM5	<p><u>Reuse of C&D Materials</u></p> <ul style="list-style-type: none"> • Reuse suitable inert C&D materials on-site as far as practicable; • Reuse suitable excavated rock by reworking at approved quarries (e.g. crushed as aggregates); • Sorting of demolition debris and excavated materials from demolition works to recover reusable/ recyclable portions (e.g. soil, broken concrete, metal); and • Protect recyclable material to keep it in usable condition. 	Minimize waste impacts from C&D materials handling	Contractor	All construction sites	Construction phase	<ul style="list-style-type: none"> • WDO • ETWB TCW No. 19/2005 • Land (Miscellaneous Provisions) Ordinance 	Implemented

EM&A Log Ref	Recommended Mitigation Measures	Objectives of the Recommended Measures & Main Concerns to address	Implementation Agent	Location / Timing	Implementation Phase	Requirements and / or standards to be achieved	Implementation status
WM6	<p><u>Specification of Inert C&D Materials to be Delivered Offsite</u></p> <p>In case there are surplus inert C&D materials generated in the Project and are required to delivered to the Public Fill Reception Facilities (PFRFs), the inert C&D materials should fulfil the following requirements:</p> <ul style="list-style-type: none"> • Reclaimed asphalt pavement will not be mixed with other materials when delivered to the public fill reception facilities; • Moisture content of inert C&D materials will be lowered to 25% max. when delivered to the public fill reception facilities; • Inert C&D materials delivered to the public fill reception facilities should be a size less than 250mm; and 	Reduce waste generation	Contractor	All construction sites	Construction phase	<ul style="list-style-type: none"> • WDO • ETWB TCW No. 19/2005 • Land (Miscellaneous Provisions) Ordinance 	Implemented

EM&A Log Ref	Recommended Mitigation Measures	Objectives of the Recommended Measures & Main Concerns to address	Implementation Agent	Location / Timing	Implementation Phase	Requirements and / or standards to be achieved	Implementation status
	<ul style="list-style-type: none"> Inert construction waste shall not be in liquid form such that it can be contained and delivered by dump truck as far as possible. Inert C&D materials in liquid form shall be solidified before delivering to the public fill reception facilities. 						

EM&A Log Ref	Recommended Mitigation Measures	Objectives of the Recommended Measures & Main Concerns to address	Implementation Agent	Location / Timing	Implementation Phase	Requirements and / or standards to be achieved	Implementation status
WM7	<p><u>Use of Standard Formwork and Planning of Construction Materials purchasing</u></p> <ul style="list-style-type: none"> Standard formwork should also be used as far as practicable to minimise the arising of non-inert C&D materials; Use of more durable formwork (e.g. metal hoarding) or plastic facing should be encouraged in order to enhance the possibility of recycling; and Purchasing of construction materials should be carefully planned in order to avoid over ordering and wastage. 	Reduce waste generation	Contractor	All construction sites	Construction phase	• N.A.	Implemented

EM&A Log Ref	Recommended Mitigation Measures	Objectives of the Recommended Measures & Main Concerns to address	Implementation Agent	Location / Timing	Implementation Phase	Requirements and / or standards to be achieved	Implementation status
WM8	<p><u>Land-based Marine Sediment</u></p> <ul style="list-style-type: none"> Excavated land-based marine sediment should be reused as far as possible within the Project Site before considering disposal. Marine disposal option for the land-based marine sediment should only be considered as the last resort upon exhaustion of reuse options. All construction plant and equipment shall be designed and maintained to minimise the risk of sediments being released into the water column or deposited in the locations other than designated location. All vessels should be sized so that adequate clearance is maintained between vessels and the seabed in all tide conditions, to minimise that undue 	Handling excavated sediment	Contractor	All construction sites where applicable	Construction phase	<ul style="list-style-type: none"> ETWB TCW No. 34/2002 DASO 	Implemented

EM&A Log Ref	Recommended Mitigation Measures	Objectives of the Recommended Measures & Main Concerns to address	Implementation Agent	Location / Timing	Implementation Phase	Requirements and / or standards to be achieved	Implementation status
	<p>turbidity is not generated by turbulence from vessel movement or propeller wash.</p> <ul style="list-style-type: none"> • Adequate freeboard shall be maintained on barges to ensure that decks are not washed by wave action. • The Contractor shall monitor all vessels transporting the excavated sediment. The Contractor shall keep and produce logs and other records to demonstrate compliance and that journeys are consistent with designated locations and copies of such records shall be submitted to the Engineers. • The Contractor shall comply with the conditions in the dumping permit issued under the Dumping at Sea Ordinance (DASO). 						

EM&A Log Ref	Recommended Mitigation Measures	Objectives of the Recommended Measures & Main Concerns to address	Implementation Agent	Location / Timing	Implementation Phase	Requirements and / or standards to be achieved	Implementation status
	<ul style="list-style-type: none"> • The Contractor shall comply with the conditions in the dumping permit issued under the Dumping at Sea Ordinance (DASO). • All bottom dumping vessels (hopper barges) shall be fitted with tight fittings seals to their bottom openings to prevent leakage of material. • The excavated sediment shall be placed into the disposal pit by bottom dumping. • Discharge shall be undertaken rapidly and the hoppers shall be closed immediately. Sediment adhering to the sides of the hopper shall not be washed out of the hopper and the hopper shall remain closed until the barge returns to the disposal site. 						

EM&A Log Ref	Recommended Mitigation Measures	Objectives of the Recommended Measures & Main Concerns to address	Implementation Agent	Location / Timing	Implementation Phase	Requirements and / or standards to be achieved	Implementation status
WM9	<p>If mixing of land-based marine sediment with cement is to be used for backfilling on-site, the following mitigation measures should be followed.</p> <ul style="list-style-type: none"> The loading, unloading, handling, transfer or storage of bulk cement should be carried out in an enclosed system as far as practicable; Mixing process and other associated material handling activities should be properly scheduled to minimise potential noise impact and dust emission; and The mixing facilities should be sited as far apart as practicable from the nearby NSRs and to be sited under covers to minimise dust nuisance to the nearby receivers. 	Handling excavated sediment	Contractor	All construction sites where applicable	Construction phase	<ul style="list-style-type: none"> ETWB TCW No. 34/2002 DASO 	Implemented

EM&A Log Ref	Recommended Mitigation Measures	Objectives of the Recommended Measures & Main Concerns to address	Implementation Agent	Location / Timing	Implementation Phase	Requirements and / or standards to be achieved	Implementation status
WM10	<p><u>Chemical Waste</u></p> <ul style="list-style-type: none"> Reduce the generation quantities or select a chemical type of less impact on environment, health and safety as far as possible; and If chemical wastes are produced at the construction site, the Contractors should register with EPD as chemical waste producer. Chemical wastes should be stored in appropriate containers and collected by a licensed chemical waste collector. Chemical wastes (e.g. spent lubricant oil) should be recycled at an appropriate facility as far as possible, while the chemical waste that cannot be recycled should be disposed of at either the Chemical Waste Treatment Centre, or another licensed facility, in accordance 	Control the chemical waste and ensure proper storage, handling and disposal	Contractor	All construction sites	Construction phase	<ul style="list-style-type: none"> Waste Disposal (Chemical Waste) (General) Regulation Code of Practice on the Packaging, Labelling and Storage of Chemical Waste 	Implemented

EM&A Log Ref	Recommended Mitigation Measures	Objectives of the Recommended Measures & Main Concerns to address	Implementation Agent	Location / Timing	Implementation Phase	Requirements and / or standards to be achieved	Implementation status
	with the Waste Disposal (Chemical Waste) (General) Regulation.						
WM11	<p><u>General Refuse</u></p> <ul style="list-style-type: none"> General refuse should be stored in enclosed bins separately from construction and chemical wastes. Recycling bins should also be placed to encourage recycling; Preferably enclosed and covered areas should be provided for general refuse collection and routine cleaning for these areas should also be implemented to keep areas clean; A reputable waste collector should be employed to remove general refuse on a daily basis; 	Minimise production of the general refuse and avoid odour, pest and litter impacts	Contractor	All construction sites	Construction phase	• WDO	Implemented

EM&A Log Ref	Recommended Mitigation Measures	Objectives of the Recommended Measures & Main Concerns to address	Implementation Agent	Location / Timing	Implementation Phase	Requirements and / or standards to be achieved	Implementation status
	<ul style="list-style-type: none"> • Arrangements should be made with the recycling companies to collect the recycle waste as required; • The Contractor should implement an education programme for workers relating to avoiding, reducing, reusing and recycling general waste; and • Participation in a local collection scheme should be considered by the Contractor to facilitate waste reduction. 						

EM&A Log Ref	Recommended Mitigation Measures	Objectives of the Recommended Measures & Main Concerns to address	Implementation Agent	Location / Timing	Implementation Phase	Requirements and / or standards to be achieved	Implementation status
<i>Ecology (Construction Phase)</i>							
E1	Avoidance of marine works	To avoid any impacts on the important marine/intertidal ecological resources	Contractor	All construction sites	Construction phase	• EIA	NA
E2	Avoidance of Tung Chung River and its estuary, and Tai Ho Wan	To avoid any impacts on the ecological important area	Contractor	All construction sites near Tung Chung River and Tai Ho Wan	Construction phase	• EIA	Implemented
E3	Avoidance of works within intertidal zone of Tung Chung Bay	To avoid any impacts on the important intertidal ecological resources	Contractor	All construction sites near Tung Chung Bay	Construction phase	• EIA	NA

EM&A Log Ref	Recommended Mitigation Measures	Objectives of the Recommended Measures & Main Concerns to address	Implementation Agent	Location / Timing	Implementation Phase	Requirements and / or standards to be achieved	Implementation status
E4	Avoidance of country parks, SSSI, CA and CPA	To avoid any ecological impacts	Contractor	All construction sites	Construction phase	• EIA	NA
E5	Avoidance of mature woodland	To avoid impact on mature woodland	Contractor	All construction sites	Construction phase	• EIA	NA
E6	Avoidance of re-diversion of Wong Lung Hang Nullah	To avoid any direct impacts on the Wong Lung Hang Estuary area	Contractor	All construction sites	Construction phase	• EIA	NA
E7	A protection zone should be set up for one individual of <i>Aquilaria sinensis</i> and <i>Canthium Dicoccum</i> on the plantation slope along Shun Tung Road	To protect the individuals of flora species	Contractor	Construction sites at the EAP/ EEP	Construction phase	• EIA	NA

EM&A Log Ref	Recommended Mitigation Measures	Objectives of the Recommended Measures & Main Concerns to address	Implementation Agent	Location / Timing	Implementation Phase	Requirements and / or standards to be achieved	Implementation status
E8	<p><u>Minimisation of Human Disturbance during Construction</u></p> <ul style="list-style-type: none"> • Install site hoarding of appropriate height along site boundaries; • Construction activities and material storage should be strictly confined within the construction sites; and • For TCW section, dedicated access to the nearby ecologically sensitive areas outside of the construction sites, works areas, and works sites is not allowed due to the proximity to the Wong Lung Hang estuary and Tung Chung Bay. 	To minimise disturbance due to human activities during construction to the nearby areas.	Contractor	All construction sites	Construction phase	• EIA	Implemented
<i>Landscape and Visual (Construction Phase)</i>							
CM1	<p><u>Tree Preservation</u></p> <p>Existing trees to be retained within the Project Site shall be protected carefully during construction.</p>	Protect and preserve tree	Contractor	All construction sites	Construction Phase	<ul style="list-style-type: none"> • EIAO-TM • DEVB TCW No. 4/2020 	Implemented

EM&A Log Ref	Recommended Mitigation Measures	Objectives of the Recommended Measures & Main Concerns to address	Implementation Agent	Location / Timing	Implementation Phase	Requirements and / or standards to be achieved	Implementation status
CM2	<p><u>Tree Transplanting</u></p> <p>Trees unavoidably affected by the Project works shall be transplanted where practical. Approximately 170 nos. of trees are proposed to be transplanted at Shun Tung Road and Yu Tung Road.</p>	Transplant Trees where suitable for transplantation	Contractor/ MTR Corporation	All construction sites	Construction Phase	<ul style="list-style-type: none"> EIAO-TM DEVB TCW No. 4/2020 	NA
CM3	<p><u>Landscape Reinstatement</u></p> <p>All hard and soft landscape areas disturbed temporarily during construction shall be reinstated on like-to-like basis as far as possible, to the satisfaction of the relevant Government Departments.</p>	Reinstate the landscape environment	Contractor	All construction sites	Construction Phase	<ul style="list-style-type: none"> EIAO-TM 	NA
CM4	<p><u>Lighting Control</u></p> <p>All security floodlights for construction sites should be carefully controlled to minimize light pollution and nighttime glare to nearby users.</p>	Minimise impact of nighttime lighting and glare	Contractor	All construction sites	Construction phase	Guidelines on Industry Best Practices for External Lighting Installations	NA

EM&A Log Ref	Recommended Mitigation Measures	Objectives of the Recommended Measures & Main Concerns to address	Implementation Agent	Location / Timing	Implementation Phase	Requirements and / or standards to be achieved	Implementation status
CM5	<u>Erection of Screen Hoarding</u> Construction site hoarding should be erected around the work sites and work areas to screen pedestrian level views into the construction area from visual sensitive receivers. Hoarding design shall be compatible with the surrounding context as far as practicable.	Screen undesirable views of the construction sites	Contractor	All construction sites	Construction phase		Implemented
CM6	<u>Optimization of Construction Areas</u> Control of construction areas shall be enforced, where possible, to ensure that the landscape and visual impacts arising from the construction activities are minimised. It includes optimising the extent of working areas and temporary works areas, management on storing and using the construction equipment and materials, and consideration of detailed schedules to shorten the construction period.	Minimise impacts from construction activities on adjacent landscape and visual sensitive receivers.	Contractor	All construction sites	Construction phase		Implemented

EM&A Log Ref	Recommended Mitigation Measures	Objectives of the Recommended Measures & Main Concerns to address	Implementation Agent	Location / Timing	Implementation Phase	Requirements and / or standards to be achieved	Implementation status
<i>EM&A Project</i>							
EM1	An Independent Environmental Checker needs to be employed as per the EM&A Manual.	Control EM&A performance	MTR Corporation	All construction sites	Construction Phase	<ul style="list-style-type: none"> EIAO Guidance Note No.4/2010 EIAO-TM 	Implemented
EM2	1) An Environmental Team needs to be employed as per the EM&A Manual. 2) An environmental impact monitoring needs to be implementing by the Environmental Team to ensure all the requirements given in the EM&A Manual are fully complied with.	Perform environmental monitoring and auditing	Contractor/ MTR Corporation	All construction sites	Construction Phase	<ul style="list-style-type: none"> EIAO Guidance Note No.4/2010 EIAO-TM 	Implemented

Appendix D

Summary of Action and Limit Levels

Appendix D – Summary of Action and Limit Levels

Table 1 Action and Limit levels for 1-hour TSP

Monitoring Location ID	Location	Action Level ($\mu\text{g}/\text{m}^3$)	Limit Level ($\mu\text{g}/\text{m}^3$)
DM-1b	G/F of Ying Yuet House	327	500

Table 2 Action and Limit Levels for Construction Noise (0700-1900 hrs of normal weekdays)

Monitoring Location ID	Location	Action Level	Limit Level (dB(A))
NM1	Ying Tung Estate	When one documented complaint is received	75

Appendix E

Calibration Certificates of Equipment

Air Quality Monitoring Equipment



HIVOL SAMPLER CALIBRATION DATA SHEET (TSP)

Site Information

Location:	Tung Chung East	Site ID:	DM-1b	Date:	07-Jun-2023
Serial No.:	1086	Model:	TE-5170X	Operator:	Andy Li

Ambient Condition

Actual Pressure during Calibration (P_a) (mm Hg):	757.4	Actual Temperature during Calibration (T_a) (deg K):	301.6
---	-------	--	-------

Calibration Orifice

Model:	TE-5028A	Slope (m_c):	1.68024
Serial No.:	3702	Intercept (b_c):	-0.04353
Calibration Due Date:	31-Mar-24	Corr. Coeff:	0.99984

Calibration Data

Plate or Test #	ΔH_2O (in)	Qa, X-Axis (m^3/min)	I, CFM (chart)	IC, Y-Axis (corrected)
1	1.60	0.773	38.0	37.71
2	2.80	1.014	47.0	46.64
3	3.60	1.146	52.0	51.60
4	4.40	1.265	55.0	54.58
5	5.60	1.423	60.0	59.54

Sampler Calibration Relationship (Qa on x-axis, IC on y-axis)

$m = 33.5144$ $b = 12.3310$ Corr. Coeff = 0.9975

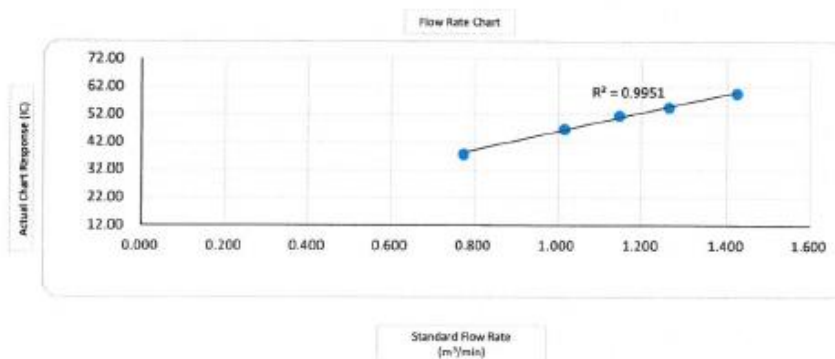
Calculations

$$Qa = 1/m_c \cdot [\text{Sqrt}(\Delta H_2O \cdot (P_a/P_{std}) \cdot (T_{std}/T_a)) - b_c]$$

$$IC = I \cdot [\text{Sqrt}(P_a/P_{std}) \cdot (T_{std}/T_a)]$$

Qa = actual flow rate
 IC = corrected chart response
 I = actual chart response
 m_c = calibrator slope
 b_c = calibrator intercept

m = sampler slope
 b = sampler intercept
 $T_{std} = 298$ deg K
 $P_{std} = 760$ mm Hg
 T_a = actual temperature during calibration (deg K)
 P_a = actual pressure during calibration (mm Hg)



Checked by: F.C Tsang 
 Environmental Team Leader

Date: 07-Jun-2023



RECALIBRATION DUE DATE:
March 31, 2024

Certificate of Calibration

Calibration Certification Information			
Cal. Date: March 31, 2023	Rootsmeter S/N: 438320	Ta: 294 °K	
Operator: Jim Tisch		Pa: 748.54 mm Hg	
Calibration Model #: TE-5028A	Calibrator S/N: 3702		

Run	Vol. Init (m3)	Vol. Final (m3)	ΔVol. (m3)	ΔTime (min)	ΔP (mm Hg)	ΔH (in H2O)
1	1	2	1	1.3110	4.1	1.50
2	3	4	1	1.0280	6.7	2.50
3	5	6	1	0.9340	8.1	3.00
4	7	8	1	0.8680	9.4	3.50
5	9	10	1	0.6580	16.2	6.00

Data Tabulation					
Vstd (m3)	Qstd (x-axis)	$\sqrt{\Delta H \left(\frac{Pa}{Pstd} \right) \left(\frac{Tstd}{Ta} \right)}$ (y-axis)	Va	Qa (x-axis)	$\sqrt{\Delta H (Ta/Pa)}$ (y-axis)
0.9929	0.7573	1.2237	0.9945	0.7586	0.7676
0.9894	0.9624	1.5798	0.9910	0.9641	0.9909
0.9875	1.0573	1.7306	0.9892	1.0591	1.0855
0.9858	1.1357	1.8693	0.9874	1.1376	1.1725
0.9767	1.4844	2.4474	0.9784	1.4869	1.5351
QSTD	m=	1.68024	QA	m=	1.05214
	b=	-0.04353		b=	-0.02731
	r=	0.99994		r=	0.99994

Calculations	
Vstd= $\Delta Vol((Pa-\Delta P)/Pstd)(Tstd/Ta)$	Va= $\Delta Vol((Pa-\Delta P)/Pa)$
Qstd= $Vstd/\Delta Time$	Qa= $Va/\Delta Time$
For subsequent flow rate calculations:	
Qstd= $1/m \left(\left(\sqrt{\Delta H \left(\frac{Pa}{Pstd} \right) \left(\frac{Tstd}{Ta} \right)} \right) - b \right)$	Qa= $1/m \left(\left(\sqrt{\Delta H (Ta/Pa)} \right) - b \right)$

Standard Conditions	
Tstd:	298.15 °K
Pstd:	760 mm Hg
Key	
ΔH:	calibrator manometer reading (in H2O)
ΔP:	rootsmeter manometer reading (mm Hg)
Ta:	actual absolute temperature (°K)
Pa:	actual barometric pressure (mm Hg)
b:	intercept
m:	slope

RECALIBRATION
US EPA recommends annual recalibration per 1998 40 Code of Federal Regulations Part 50 to 51, Appendix B to Part 50, Reference Method for the Determination of Suspended Particulate Matter in the Atmosphere, 9.2.17, page 30.

Noise Monitoring Equipment

(A+A)*L

Acoustics and Air Testing Laboratory Co. Ltd.
聲學及空氣測試實驗室有限公司

Certificate of Calibration

for

Description: Sound Level Meter
Manufacturer: NTi Audio
Type No.: XL2 (Serial No.: A2A-13548-E0)
Microphone: ACO 7052 (Serial No.:73912)
Preamplifier: NTi Audio M2211 MA220 (Serial No.:5735)

Submitted by:

Customer: Acuity Sustainability Consulting Limited
Address: Unit E, 12/F, Ford Glory Plaza,
Nos. 37-39 Wing Hong Street,
Cheung Sha Wan, Kowloon, Hong Kong

Upon receipt for calibration, the instrument was found to be:

- Within (31.5Hz – 8kHz)
 Outside

the allowable tolerance.

The test equipment used for calibration are traceable to National Standards via:


- The Government of The Hong Kong Special Administrative Region Standard & Calibration Laboratory

Date of receipt: 2 February 2023

Date of calibration: 6 February 2023

Date of NEXT calibration: 5 February 2024

Calibrated by: 
Calibration Technician

Certified by: 
Mr. Ng Yan Wa
Laboratory Manager

Date of issue: 6 February 2023

Certificate No.: APJ22-124-CC001



Page 1 of 4



1. Calibration Precaution:

- The unit-under-test (UUT) was allowed to stabilize in the laboratory for over 24 hours, and switched on to warm up for over 10 minutes before the commencement of the test.
- The results presented are the mean of 3 measurements at each calibration point.

2. Calibration Conditions:

Air Temperature: 23.9°C
 Air Pressure: 1006 hPa
 Relative Humidity: 47.9%

3. Calibration Equipment:

	Type	Serial No.	Calibration Report Number	Traceable to
Multifunction Calibrator	B&K 4226	2288467	AV220061	HOKLAS

4. Calibration Results

Sound Pressure Level

Reference Sound Pressure Level

Setting of Unit-under-test (UUT)				Applied value		UUT Reading,	IEC 61672 Class 1
Range, dB	Freq. Weighting	Time Weighting	Level, dB	Frequency, Hz	dB	Specification, dB	
30-130	dBa	SPL	Fast	94	1000	94.1	±0.4

Linearity

Setting of Unit-under-test (UUT)				Applied value		UUT Reading,	IEC 61672 Class 1
Range, dB	Freq. Weighting	Time Weighting	Level, dB	Frequency, Hz	dB	Specification, dB	
30-130	dBa	SPL	Fast	94	1000	94.1	Ref
				104		104.1	±0.3
				114		114.1	±0.3

Time Weighting

Setting of Unit-under-test (UUT)				Applied value		UUT Reading,	IEC 61672 Class 1
Range, dB	Freq. Weighting	Time Weighting	Level, dB	Frequency, Hz	dB	Specification, dB	
30-130	dBa	SPL	Fast	94	1000	94.1	Ref
			Slow			94.1	±0.3

Certificate No.: APJ22-124-CC001



Page 2 of 4



Frequency Response

Linear Response

Setting of Unit-under-test (UUT)				Applied value		UUT Reading,	IEC 61672 Class 1
Range, dB	Freq. Weighting	Time Weighting	Level, dB	Frequency, Hz	dB	Specification, dB	
30-130	dB	SPL	Fast	94	31.5	94.1	+2.0
					63	94.2	+1.5
					125	94.1	+1.5
					250	94.1	+1.4
					500	94.2	+1.4
					1000	94.1	Ref
					2000	94.5	+1.6
					4000	95.2	+1.6
				8000	94.9	+2.1; -3.1	

A-weighting

Setting of Unit-under-test (UUT)				Applied value		UUT Reading,	IEC 61672 Class 1
Range, dB	Freq. Weighting	Time Weighting	Level, dB	Frequency, Hz	dB	Specification, dB	
30-130	dBA	SPL	Fast	94	31.5	54.8	-39.4±2.0
					63	68.0	-26.2±1.5
					125	78.0	-16.1±1.5
					250	85.5	-8.6±1.4
					500	91.0	-3.2±1.4
					1000	94.1	Ref
					2000	95.7	+1.2±1.6
					4000	96.2	+1.0±1.6
				8000	93.9	-1.1±2.1; -3.1	

C-weighting

Setting of Unit-under-test (UUT)				Applied value		UUT Reading,	IEC 61672 Class 1
Range, dB	Freq. Weighting	Time Weighting	Level, dB	Frequency, Hz	dB	Specification, dB	
30-130	dBC	SPL	Fast	94	31.5	91.2	-3.0±2.0
					63	93.4	-0.8±1.5
					125	94.0	-0.2±1.5
					250	94.1	-0.0±1.4
					500	94.2	-0.0±1.4
					1000	94.1	Ref
					2000	94.3	-0.2±1.6
					4000	94.4	-0.8±1.6
				8000	92.0	-3.0±2.1; -3.1	

Certificate No.: APJ22-124-CC001



Page 3 of 4



5. Calibration Results Applied

The results apply to the particular unit-under-test only. All calibration points are within manufacture's specification as IEC 61672 Class 1.

Uncertainties of Applied Value:

94 dB	31.5 Hz	± 0.10
	63 Hz	± 0.10
	125 Hz	± 0.10
	250 Hz	± 0.05
	500 Hz	± 0.10
	1000 Hz	± 0.05
	2000 Hz	± 0.05
	4000 Hz	± 0.05
	8000 Hz	± 0.10
104 dB	1000 Hz	± 0.05
114 dB	1000 Hz	± 0.05

The uncertainties are evaluated for a 95% confidence level.

Note:

The values given in this certification only related to the values measured at the time of the calibration and any uncertainties quoted will not allow for the equipment long-term drift, variations with environmental changes, vibration and shock during transportation, overloading, mis-handling, or the capability of any other laboratory to repeat the calibration. (A+A)*L shall not be liable for any loss or damage resulting from the use of the equipment.

Certificate No.: APJ22-124-CC001



Page 4 of 4



Manufacturer Calibration Certificate

The following instrument has been tested and calibrated to the manufacturer specifications.
The calibration is traceable in accordance with ISO/IEC 17025 covering all instrument functions.


- Device Type: **XL2 Audio and Acoustic Analyzer**
- Serial Number: **A2A-13663-F0**

- Certificate Issued: **15 February 2023**
- Certificate Number: **44972-A2A-13663-F0**
- Results: **PASSED**
(for detailed report see next page)

Tested by:

M. Frick

Signature:



Stamp:

NTi Audio AG
Im alten Riet 102
LI - 8494 Schaan
www.nti-audio.com

Calibration of: XL2 Audio and Acoustic Analyzer
 Serial Number: A2A-13663-F0
 Date: 15 February 2023

• Detailed Calibration Test Results:

	reference	actual	unit	actual error	XL2 tolerance	calibration uncertainty ²
RMS Level @ 1kHz, XLR Input	0.1	0.100	V	≤0.1%	±0.5%	±0.10%
	1	0.999	V	-0.1%	±0.5%	±0.09%
	10	9.982	V	-0.2%	±0.5%	±0.09%
Flatness, XLR Input ¹	20 Hz	0.995	V	-0.5%	±1.1%	±0.09%
	20 kHz	1.003	V	0.3%	±1.1%	±0.09%
Frequency	1000	1000.00	Hz	≤0.003%	±0.003%	±0.01%
Residual Noise	XLR	< 2 uV			<2 uV	±0.50%
THD+N @ 0 dBu, 1 kHz, XLR Input		-100.5	dB		typ. -100 dB	±0.50%

• Test Conditions: Temperature: **24.9** °C
 Relative Humidity: **19.8** %

• Calibration Equipment Used:

- Agilent Multimeter, Typ 34401A, Serial No. MY 5300 4607
 Last calibration: 15.09.2022, Next calibration: 15.09.2023
 Calibrated by ELCAL to the national standards maintained at Swiss Federal Office of Metrology. SCS 0002
- FX100 Audio Analyzer, Serial No. 10408
 Last Calibration: 11.10.2022, Next Calibration: 11.10.2023
 Manufacturer calibration based on Agilent 34410, Serial No. MY47014254,
 Last Calibration: 26.05.2022, Next Calibration: 26.05.2023
 which is calibrated by ELCAL to national standards maintained at Swiss Federal Office of Metrology. SCS 002

¹ The specified tolerance +/-0.1 dB @ 1V = +/- 1.1%

² The reported expanded uncertainty is based on a standard uncertainty multiplied by a coverage factor k=2, providing a level of confidence of approximately 95%. The uncertainty evaluation has been carried out in accordance with the regulations of the GUM.



Certificate of Calibration

for

Description: Sound Level Meter
Manufacturer: NTi Audio
Type No.: XL2 (Serial No.: A2A-17638-E0)
Microphone: ACO 7052 (Serial No.:84413)
Preamplifier: NTi Audio M2211 MA220 (Serial No.:7014)

Submitted by:

Customer: Acuity Sustainability Consulting Limited
Address: Unit E, 12/F, Ford Glory Plaza,
Nos. 37-39 Wing Hong Street,
Cheung Sha Wan, Kowloon, Hong Kong

Upon receipt for calibration, the instrument was found to be:

- Within (31.5Hz – 8kHz)
 Outside

the allowable tolerance.


The test equipment used for calibration are traceable to National Standards via:
- The Government of The Hong Kong Special Administrative Region Standard & Calibration Laboratory

Date of receipt: 30 March 2023

Date of calibration: 04 April 2023

Date of NEXT calibration: 03 April 2024

Calibrated by: 
Calibration Technician

Certified by: 
Mr. Ng Yan Wa
Laboratory Manager

Date of issue: 04 April 2023

Certificate No.: APJ22-164-CC001



Page 1 of 4



1. Calibration Precaution:

- The unit-under-test (UUT) was allowed to stabilize in the laboratory for over 24 hours, and switched on to warm up for over 10 minutes before the commencement of the test.
- The results presented are the mean of 3 measurements at each calibration point.

2. Calibration Conditions:

Air Temperature: 21.6 °C
 Air Pressure: 1005 hPa
 Relative Humidity: 71.6 %

3. Calibration Equipment:

	Type	Serial No.	Calibration Report Number	Traceable to
Multifunction Calibrator	B&K 4226	2288467	AV220061	HOKLAS

4. Calibration Results

Sound Pressure Level

Reference Sound Pressure Level

Setting of Unit-under-test (UUT)			Applied value		UUT Reading	IEC 61672 Class 1
Range, dB	Freq. Weighting	Time Weighting	Level, dB	Frequency, Hz	dB	Specification, dB
30-130	dBA SPL	Fast	94	1000	94.1	±0.4

Linearity

Setting of Unit-under-test (UUT)			Applied value		UUT Reading	IEC 61672 Class 1
Range, dB	Freq. Weighting	Time Weighting	Level, dB	Frequency, Hz	dB	Specification, dB
30-130	dBA SPL	Fast	94	1000	94.1	Ref
			104		104.1	±0.3
			114		114.1	±0.3

Time Weighting

Setting of Unit-under-test (UUT)			Applied value		UUT Reading	IEC 61672 Class 1
Range, dB	Freq. Weighting	Time Weighting	Level, dB	Frequency, Hz	dB	Specification, dB
30-130	dBA SPL	Fast	94	1000	94.1	Ref
		Slow			94.1	±0.3

Certificate No.: APJ22-164-CC001



Page 2 of 4



Frequency Response

Linear Response

Setting of Unit-under-test (UUT)				Applied value		UUT Reading,	IEC 61672 Class 1
Range, dB	Freq. Weighting	Time Weighting	Level, dB	Frequency, Hz	dB	Specification, dB	
30-130	dB	SPL	Fast	94	31.5	94.1	±2.0
					63	94.1	±1.5
					125	94.1	±1.5
					250	94.0	±1.4
					500	94.1	±1.4
					1000	94.1	Ref
					2000	94.3	±1.6
					4000	94.9	±1.6
				8000	93.9	+2.1; -3.1	

A-weighting

Setting of Unit-under-test (UUT)				Applied value		UUT Reading,	IEC 61672 Class 1
Range, dB	Freq. Weighting	Time Weighting	Level, dB	Frequency, Hz	dB	Specification, dB	
30-130	dBA	SPL	Fast	94	31.5	54.7	-39.4±2.0
					63	67.9	-26.2±1.5
					125	78.0	-16.1±1.5
					250	85.4	-8.6±1.4
					500	90.9	-3.2±1.4
					1000	94.1	Ref
					2000	95.5	+1.2±1.6
					4000	95.9	+1.0±1.6
				8000	92.8	-1.1+2.1; -3.1	

C-weighting

Setting of Unit-under-test (UUT)				Applied value		UUT Reading,	IEC 61672 Class 1
Range, dB	Freq. Weighting	Time Weighting	Level, dB	Frequency, Hz	dB	Specification, dB	
30-130	dBC	SPL	Fast	94	31.5	91.0	-3.0±2.0
					63	93.3	-0.8±1.5
					125	93.9	-0.2±1.5
					250	94.1	-0.0±1.4
					500	94.2	-0.0±1.4
					1000	94.1	Ref
					2000	94.2	-0.2±1.6
					4000	94.1	-0.8±1.6
				8000	90.9	-3.0+2.1; -3.1	

Certificate No.: APJ22-164-CC001



Page 3 of 4



5. Calibration Results Applied

The results apply to the particular unit-under-test only. All calibration points are within manufacture's specification as IEC 61672 Class 1.

Uncertainties of Applied Value:

94 dB	31.5 Hz	± 0.10
	63 Hz	± 0.10
	125 Hz	± 0.05
	250 Hz	± 0.05
	500 Hz	± 0.05
	1000 Hz	± 0.05
	2000 Hz	± 0.05
	4000 Hz	± 0.05
	8000 Hz	± 0.10
104 dB	1000 Hz	± 0.05
114 dB	1000 Hz	± 0.05

The uncertainties are evaluated for a 95% confidence level.

Note:

The values given in this certification only related to the values measured at the time of the calibration and any uncertainties quoted will not allow for the equipment long-term drift, variations with environmental changes, vibration and shock during transportation, overloading, mis-handling, or the capability of any other laboratory to repeat the calibration. (A+A)*L shall not be liable for any loss or damage resulting from the use of the equipment.

Certificate No.: APJ22-164-CC001



Page 4 of 4



Certificate of Calibration

for

Description: Sound Level Meter
Manufacturer: NTi Audio
Type No.: XL2 (Serial No.: A2A-09696-E0)
Microphone: ACO 7052 (Serial No.:68914)
Preamplifier: NTi Audio MA220 (Serial No.:10390)

Submitted by:

Customer: Acuity Sustainability Consulting Limited
Address: Unit E, 12/F, Ford Glory Plaza,
Nos. 37-39 Wing Hong Street,
Cheung Sha Wan, Kowloon, Hong Kong

Upon receipt for calibration, the instrument was found to be:

- Within (31.5Hz – 4kHz)
 Outside

the allowable tolerance.

The test equipment used for calibration are traceable to National Standards via:


- The Government of The Hong Kong Special Administrative Region Standard & Calibration Laboratory

Date of receipt: 30 March 2023

Date of calibration: 04 April 2023

Date of NEXT calibration: 03 April 2024

Calibrated by: 
Calibration Technician

Certified by: 
Mr. Ng Yan Wa
Laboratory Manager

Date of issue: 04 April 2023

Certificate No.: APJ22-164-CC002



Page 1 of 4

(A+A)*L Acoustics and Air Testing Laboratory Co. Ltd. 聲學及空氣測試實驗室有限公司

1. Calibration Precaution:

- The unit-under-test (UUT) was allowed to stabilize in the laboratory for over 24 hours, and switched on to warm up for over 10 minutes before the commencement of the test.
- The results presented are the mean of 3 measurements at each calibration point.

2. Calibration Conditions:

Air Temperature: 21.5 °C
 Air Pressure: 1005 hPa
 Relative Humidity: 71.4 %

3. Calibration Equipment:

	Type	Serial No.	Calibration Report Number	Traceable to
Multifunction Calibrator	B&K 4226	2288467	AV220061	HOKLAS

4. Calibration Results

Sound Pressure Level

Reference Sound Pressure Level

Setting of Unit-under-test (UUT)			Applied value		UUT Reading,	IEC 61672 Class 1
Range, dB	Freq. Weighting	Time Weighting	Level, dB	Frequency, Hz	dB	Specification, dB
30-130	dBA SPL	Fast	94	1000	94.1	±0.4

Linearity

Setting of Unit-under-test (UUT)			Applied value		UUT Reading,	IEC 61672 Class 1
Range, dB	Freq. Weighting	Time Weighting	Level, dB	Frequency, Hz	dB	Specification, dB
30-130	dBA SPL	Fast	94	1000	94.1	Ref
			104		104.1	±0.3
			114		114.1	±0.3

Time Weighting

Setting of Unit-under-test (UUT)			Applied value		UUT Reading,	IEC 61672 Class 1
Range, dB	Freq. Weighting	Time Weighting	Level, dB	Frequency, Hz	dB	Specification, dB
30-130	dBA SPL	Fast	94	1000	94.1	Ref
		Slow			94.1	±0.3

Certificate No.: APJ22-164-CC002



Page 2 of 4



Frequency Response

Linear Response

Setting of Unit-under-test (UUT)			Applied value		UUT Reading,	IEC 61672 Class 1
Range, dB	Freq. Weighting	Time Weighting	Level, dB	Frequency, Hz	dB	Specification, dB
30-130	dB	SPL	94	31.5	94.3	±2.0
				63	94.3	±1.5
				125	94.3	±1.5
				250	94.2	±1.4
				500	94.2	±1.4
				1000	94.1	Ref
				2000	93.8	±1.6
			4000	93.1	±1.6	

A-weighting

Setting of Unit-under-test (UUT)			Applied value		UUT Reading,	IEC 61672 Class 1
Range, dB	Freq. Weighting	Time Weighting	Level, dB	Frequency, Hz	dB	Specification, dB
30-130	dBA	SPL	94	31.5	55.0	-39.4 ±2.0
				63	68.2	-26.2 ±1.5
				125	78.2	-16.1 ±1.5
				250	85.6	-8.6 ±1.4
				500	91.0	-3.2 ±1.4
				1000	94.1	Ref
				2000	95.0	+1.2 ±1.6
			4000	94.1	+1.0 ±1.6	

C-weighting

Setting of Unit-under-test (UUT)			Applied value		UUT Reading,	IEC 61672 Class 1
Range, dB	Freq. Weighting	Time Weighting	Level, dB	Frequency, Hz	dB	Specification, dB
30-130	dBC	SPL	94	31.5	91.3	-3.0 ±2.0
				63	93.5	-0.8 ±1.5
				125	94.1	-0.2 ±1.5
				250	94.2	-0.0 ±1.4
				500	94.2	-0.0 ±1.4
				1000	94.1	Ref
				2000	93.6	-0.2 ±1.6
			4000	92.3	-0.8 ±1.6	

Certificate No.: APJ22-164-CC002



Page 3 of 4



5. Calibration Results Applied

The results apply to the particular unit-under-test only. All calibration points are within manufacture’s specification as IEC 61672 Class 1.

Uncertainties of Applied Value:

94 dB	31.5 Hz	± 0.15
	63 Hz	± 0.10
	125 Hz	± 0.05
	250 Hz	± 0.05
	500 Hz	± 0.05
	1000 Hz	+ 0.05
	2000 Hz	± 0.05
	4000 Hz	+ 0.05
104 dB	1000 Hz	± 0.05
114 dB	1000 Hz	± 0.05

The uncertainties are evaluated for a 95% confidence level.

Note:

The values given in this certification only related to the values measured at the time of the calibration and any uncertainties quoted will not allow for the equipment long-term drift, variations with environmental changes, vibration and shock during transportation, overloading, mis-handling, or the capability of any other laboratory to repeat the calibration. (A+A)*L shall not be liable for any loss or damage resulting from the use of the equipment.

Certificate No.: APJ22-164-CC002



Page 4 of 4



CALIBRATION CERTIFICATE

Product : SOUND CALIBRATOR
Type : NC-75
Serial number : 35124528
Manufacturer : RION CO., LTD.
Calibration quantities : Sound pressure level (with reference standard microphone)
Calibration method : Measured by specified secondary standard microphone
according to JCSS calibration procedure specified by RION.
Ambient conditions : Temperature 23.9 °C, Relative humidity 49 %,
Static pressure 100.6 kPa
Calibration date : 02/11/2022 (DD/MM/YYYY)
Calibration location : 3-20-41 Higashimotomachi, Kokubunji, Tokyo 185-8533, Japan
RION CO., LTD. Calibration Room

We hereby certify that the results of this calibration were as follows.

Issue date : 09/11/2022 (DD/MM/YYYY)

Junichi Kawamura
Manager
Quality Assurance Section,
Quality Assurance Department,
Environmental Instrument Division,
RION CO., LTD.
3-20-41 Higashimotomachi, Kokubunji,
Tokyo 185-8533, Japan



This certificate is based on article 144 of the Measurement Law and indicates the result of calibration in accordance with measurement standards traceable to Primary Measurement Standards (National Standards) which realizes the physical units of measurement according to the International System of Units (SI).

The accreditation symbol is attestation of which the result of calibration is traceable to Primary Measurement Standards (National Standards).

The certificate shall not be reproduced except in full, without the written approval of the issuing laboratory.

The calibration laboratory who issued this calibration certificate conforms to ISO/IEC 17025:2017.

This calibration certificate was issued by the calibration laboratory accredited by IAJapan who is a signatory to the Mutual Recognition Arrangement (MRA) of International Laboratory Accreditation Cooperation (ILAC) and Asia Pacific Accreditation Cooperation (APAC). This (These) calibration result(s) may be accepted internationally through ILAC/APAC MRA.

CALIBRATION RESULT

1. Sound pressure level (with reference standard microphone)

Measured value	Expanded uncertainty *1
93.99 dB	0.09 dB

Specified secondary standard microphone:

Type : 4160

Serial number : 2973341

Reference Sound pressure : 2×10^{-5} Pa

*1 Defines an interval estimated to have a level of confidence of approximately 95 %.

Coverage factor $k=2$

Calibration result is the calibration value in ambient conditions during calibration.

BE OUT OF JCSS CALIBRATION

1. Frequency

Measured value	Measurement uncertainty ($k=2$)
1000.0 Hz	2.7×10^{-4} Hz

Working measurement standard universal counter:

Type : 53132A

Serial number : MY40005574

(JCSS Calibration Certificate No. 2208001889940)

2. Total distortion

Measured value
0.2 %

Working measurement standard distortion meter:

Type : VA-2230A

Serial number : 11076061

(A2LA Calibration Certificate No. 1502-03109)

- closing -



CALIBRATION CERTIFICATE

Product : SOUND CALIBRATOR
Type : NC-75
Serial number : 35124529
Manufacturer : RION CO., LTD.
Calibration quantities : Sound pressure level (with reference standard microphone)
Calibration method : Measured by specified secondary standard microphone
according to JCSS calibration procedure specified by RION.
Ambient conditions : Temperature 23.9 °C, Relative humidity 49 %,
Static pressure 100.6 kPa
Calibration date : 02/11/2022 (DD/MM/YYYY)
Calibration location : 3-20-41 Higashimotomachi, Kokubunji, Tokyo 185-8533, Japan
RION CO., LTD. Calibration Room

We hereby certify that the results of this calibration were as follows.

Issue date : 09/11/2022 (DD/MM/YYYY)


Junichi Kawamura
Manager
Quality Assurance Section,
Quality Assurance Department,
Environmental Instrument Division,
RION CO., LTD.
3-20-41 Higashimotomachi, Kokubunji,
Tokyo 185-8533, Japan

This certificate is based on article 144 of the Measurement Law and indicates the result of calibration in accordance with measurement standards traceable to Primary Measurement Standards (National Standards) which realizes the physical units of measurement according to the International System of Units (SI).
The accreditation symbol is attestation of which the result of calibration is traceable to Primary Measurement Standards (National Standards).
The certificate shall not be reproduced except in full, without the written approval of the issuing laboratory.
The calibration laboratory who issued this calibration certificate conforms to ISO/IEC 17025:2017.
This calibration certificate was issued by the calibration laboratory accredited by IAJapan who is a signatory to the Mutual Recognition Arrangement (MRA) of International Laboratory Accreditation Cooperation (ILAC) and Asia Pacific Accreditation Cooperation (APAC). This (These) calibration result(s) may be accepted internationally through ILAC/APAC MRA.

CALIBRATION RESULT

1. Sound pressure level (with reference standard microphone)

Measured value	Expanded uncertainty *1
93.99 dB	0.09 dB

Specified secondary standard microphone:

Type : 4160

Serial number : 2973341

Reference Sound pressure : 2×10^{-5} Pa

*1 Defines an interval estimated to have a level of confidence of approximately 95 %.

Coverage factor $k=2$

Calibration result is the calibration value in ambient conditions during calibration.

BE OUT OF JCSS CALIBRATION

1. Frequency

Measured value	Measurement uncertainty ($k=2$)
1000.0 Hz	2.7×10^{-4} Hz

Working measurement standard universal counter:

Type : 53132A

Serial number : MY40005574

(JCSS Calibration Certificate No. 2208001889940)

2. Total distortion

Measured value
0.2 %

Working measurement standard distortion meter:

Type : VA-2230A

Serial number : 11076061

(A2LA Calibration Certificate No. 1502-03109)

· closing ·



CALIBRATION CERTIFICATE

Product : SOUND CALIBRATOR
Type : NC-75
Serial number : 35124530
Manufacturer : RION CO., LTD.
Calibration quantities : Sound pressure level (with reference standard microphone)
Calibration method : Measured by specified secondary standard microphone
according to JCSS calibration procedure specified by RION.
Ambient conditions : Temperature 23.9 °C, Relative humidity 49 %,
Static pressure 100.6 kPa
Calibration date : 02/11/2022 (DD/MM/YYYY)
Calibration location : 3-20-41 Higashimotomachi, Kokubunji, Tokyo 185-8533, Japan
RION CO., LTD. Calibration Room

We hereby certify that the results of this calibration were as follows.

Issue date : 09/11/2022 (DD/MM/YYYY)


Junichi Kawamura
Manager
Quality Assurance Section,
Quality Assurance Department,
Environmental Instrument Division,
RION CO., LTD.
3-20-41 Higashimotomachi, Kokubunji,
Tokyo 185-8533, Japan

This certificate is based on article 144 of the Measurement Law and indicates the result of calibration in accordance with measurement standards traceable to Primary Measurement Standards (National Standards) which realizes the physical units of measurement according to the International System of Units (SI).
The accreditation symbol is attestation of which the result of calibration is traceable to Primary Measurement Standards (National Standards).
The certificate shall not be reproduced except in full, without the written approval of the issuing laboratory.
The calibration laboratory who issued this calibration certificate conforms to ISO/IEC 17025:2017.
This calibration certificate was issued by the calibration laboratory accredited by IA Japan who is a signatory to the Mutual Recognition Arrangement (MRA) of International Laboratory Accreditation Cooperation (ILAC) and Asia Pacific Accreditation Cooperation (APAC). This (These) calibration result(s) may be accepted internationally through ILAC/APAC MRA.

CALIBRATION RESULT

1. Sound pressure level (with reference standard microphone)

Measured value	Expanded uncertainty *1
93.99 dB	0.09 dB

Specified secondary standard microphone:

Type : 4160
 Serial number : 2973341
 Reference Sound pressure : 2×10^{-5} Pa

*1 Defines an interval estimated to have a level of confidence of approximately 95 %.

Coverage factor $k=2$

Calibration result is the calibration value in ambient conditions during calibration.

BE OUT OF JCSS CALIBRATION

1. Frequency

Measured value	Measurement uncertainty ($k=2$)
1000.0 Hz	2.7×10^{-4} Hz

Working measurement standard universal counter:

Type : 53132A
 Serial number : MY40005574
 (JCSS Calibration Certificate No. 2208001889940)

2. Total distortion

Measured value
0.2 %

Working measurement standard distortion meter:

Type : VA-2230A
 Serial number : 11076061
 (A2LA Calibration Certificate No. 1502-03109)

- closing -

Appendix F

EM&A Monitoring Schedules

Tung Chung Line Extension Contract 1202
 Tung Chung East Station and
 Associated Enabling Works for Track Diversions
 Monthly EM&A Report (October 2023)



Impact Monitoring Schedule for Tung Chung Line Extension Contract 1202 - Tung Chung East Station and Associated Enabling Works for Track Diversions (October 2023) (Version 1.0)						
October 2023						
Sun	Mon	Tue	Wed	Thur	Fri	Sat
1	2	3	4 Impact Dust Monitoring Noise Monitoring	5	6	7
8	9	10 Impact Dust Monitoring Noise Monitoring	11	12	13	14
15	16 Impact Dust Monitoring Noise Monitoring	17	18	19	20	21 Impact Dust Monitoring
22	23	24	25	26	27 Impact Dust Monitoring Noise Monitoring	28
29	30	31				
The schedule may be changed due to unforeseen circumstances (adverse weather, etc.)						
Air Quality Monitoring Station: DM-1b - G/F of Ying Yuet House		Noise Monitoring Station: NMI - Ying Tung Estate				

Tung Chung Line Extension Contract 1202
 Tung Chung East Station and
 Associated Enabling Works for Track Diversions
 Monthly EM&A Report (October 2023)



Tentative Impact Monitoring Schedule for Tung Chung Line Extension Contract 1202 - Tung Chung East Station and Associated Enabling Works for Track Diversions (November 2023) (Version 1.0)						
November 2023						
ive	Mon	Tue	Wed	Thur	Fri	Sat
			1	2 Impact Dust Monitoring Noise Monitoring	3	4
5	6	7	8 Impact Dust Monitoring Noise Monitoring	9	10	11
12	13	14 Impact Dust Monitoring Noise Monitoring	15	16	17	18
19	20 Impact Dust Monitoring Noise Monitoring	21	22	23	24	25 Impact Dust Monitoring
26	27	28	29	30		
The schedule may be changed due to unforeseen circumstances (adverse weather, etc.)						
Air Quality Monitoring Station: DM-1b - G/F of Ying Yuet House		Noise Monitoring Station: NMI - Ying Tung Estate				

Appendix G

Air Quality Monitoring Results and their Graphical Presentations

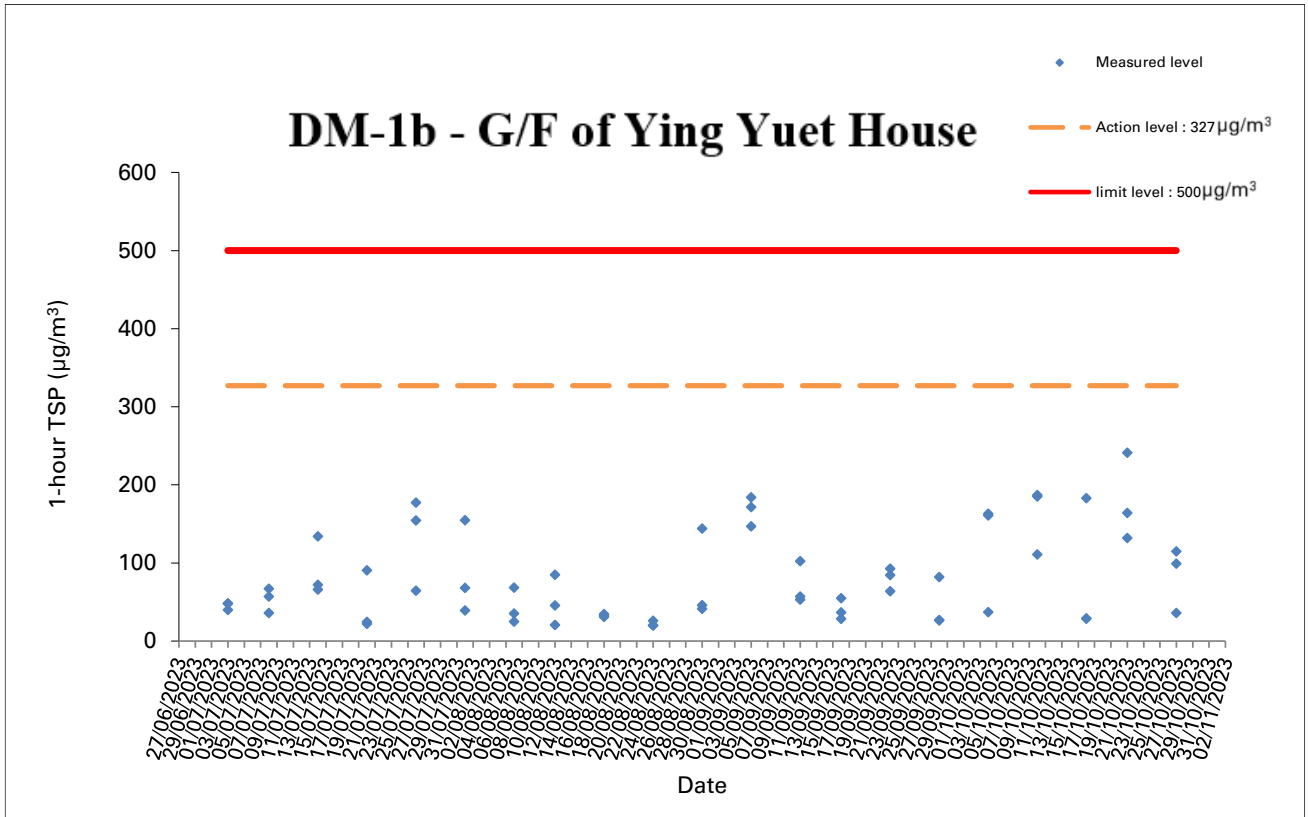
Appendix G

1-hour TSP Impact Monitoring Result for Tung Chung Line Extension- Contract 1202 Tung Chung East Station

Monitoring Location: DM-1b - G/F of Ying Yuet House

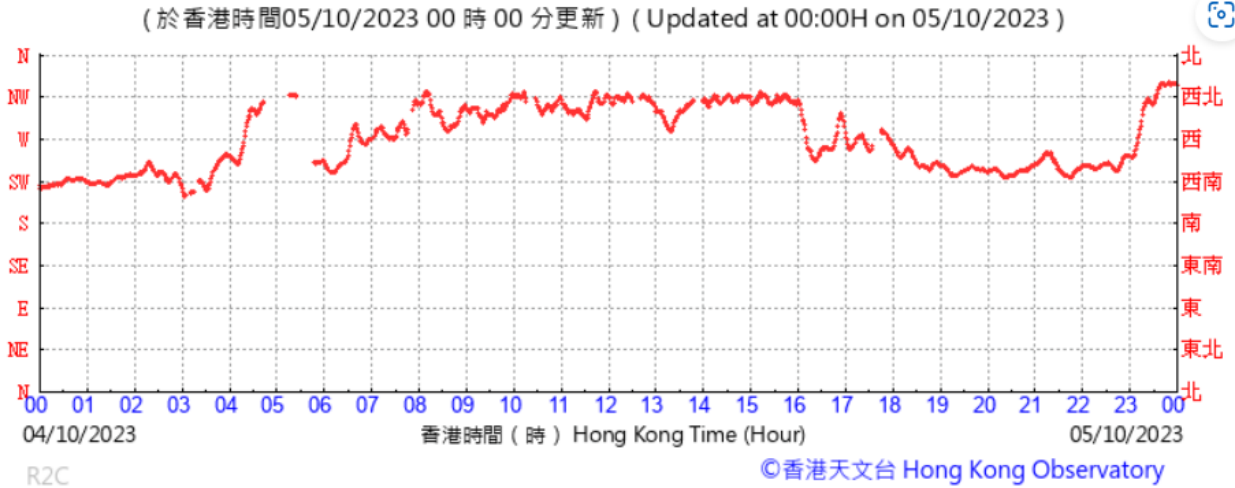
Date	Weather	Start Time (hh:mm)	End time (hh:mm)	Concentration	Action Level $\mu\text{g}/\text{m}^3$	Limit Level $\mu\text{g}/\text{m}^3$		
				$\mu\text{g}/\text{m}^3$				
4 Oct 2023	Fine	8:36	9:36	160.7	327.0	500.0		
4 Oct 2023	Fine	9:38	10:38	162.7				
4 Oct 2023	Fine	10:42	11:42	37.1				
10 Oct 2023	Sunny	9:35	10:35	185.2				
10 Oct 2023	Sunny	10:42	11:42	110.7				
10 Oct 2023	Sunny	13:38	14:38	187.3				
16 Oct 2023	Sunny	10:48	11:48	183.4				
16 Oct 2023	Sunny	13:10	14:10	29.3				
16 Oct 2023	Sunny	14:49	15:49	29.3				
21 Oct 2023	Fine	8:45	9:45	163.7				
21 Oct 2023	Fine	9:48	10:48	131.7				
21 Oct 2023	Fine	10:55	11:55	241.5				
27 Oct 2023	Fine	13:05	14:05	114.9				
27 Oct 2023	Fine	14:10	15:10	98.8				
27 Oct 2023	Fine	15:17	16:17	36.3				
			Average	124.8				
			Max	241.5				
			Min	29.3				

Graphical Presentation of Impact 1-hour TSP Monitoring results for Tung Chung Line Extension- Contract 1202 Tung Chung East Station



Extract of Meteorological Observations for Chek Lap Kok Automatic Weather Station October 2023

Wind Direction:

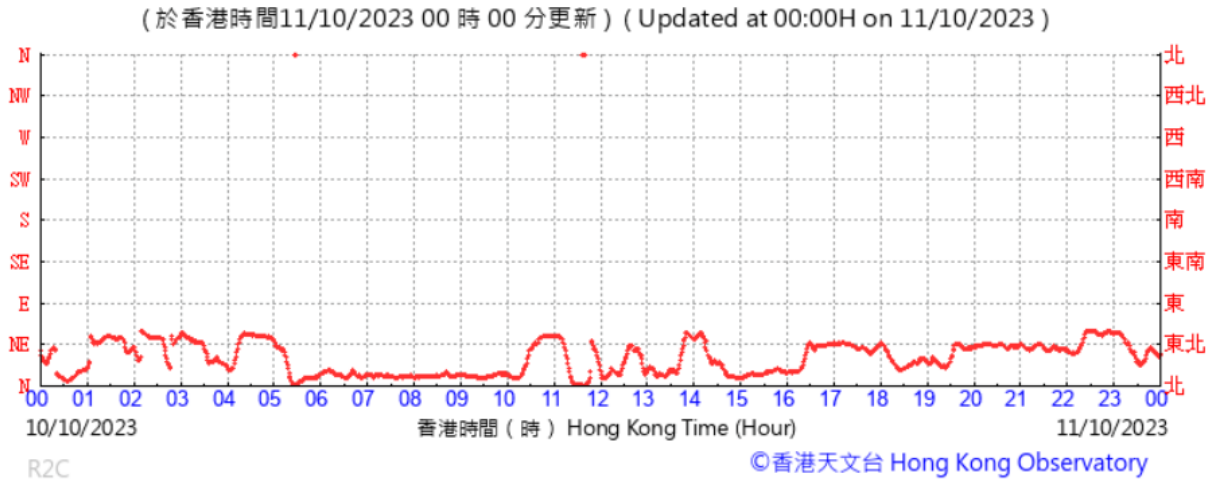


Wind Speed:

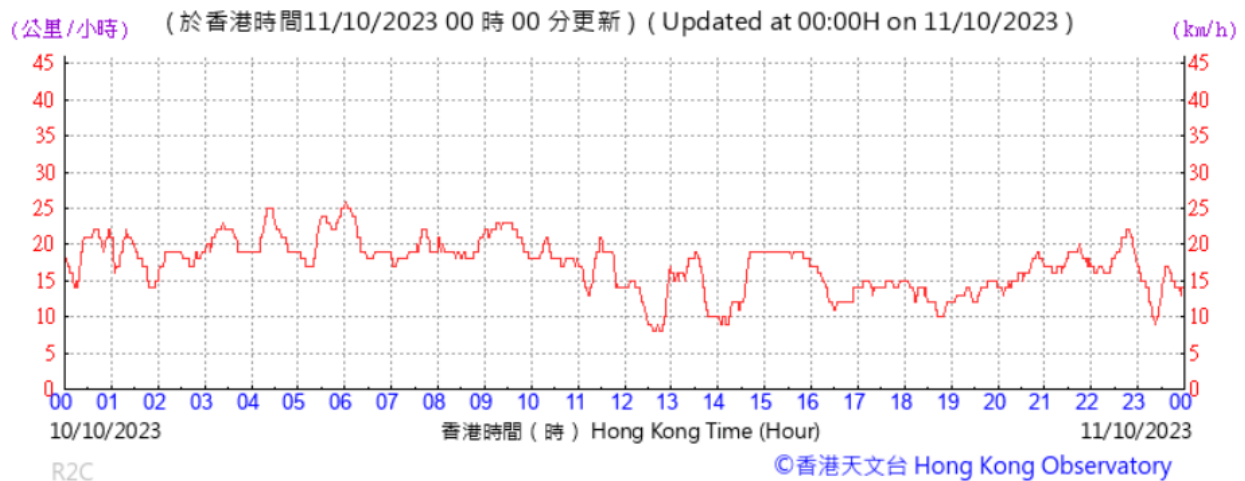


Extract of Meteorological Observations for Chek Lap Kok Automatic Weather Station October 2023

Wind Direction:

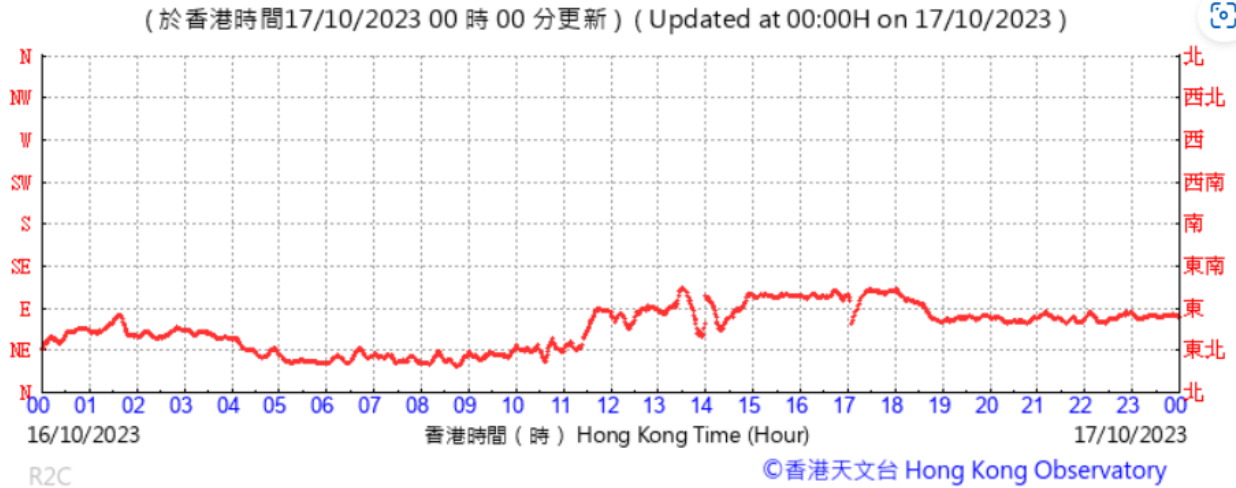


Wind Speed:

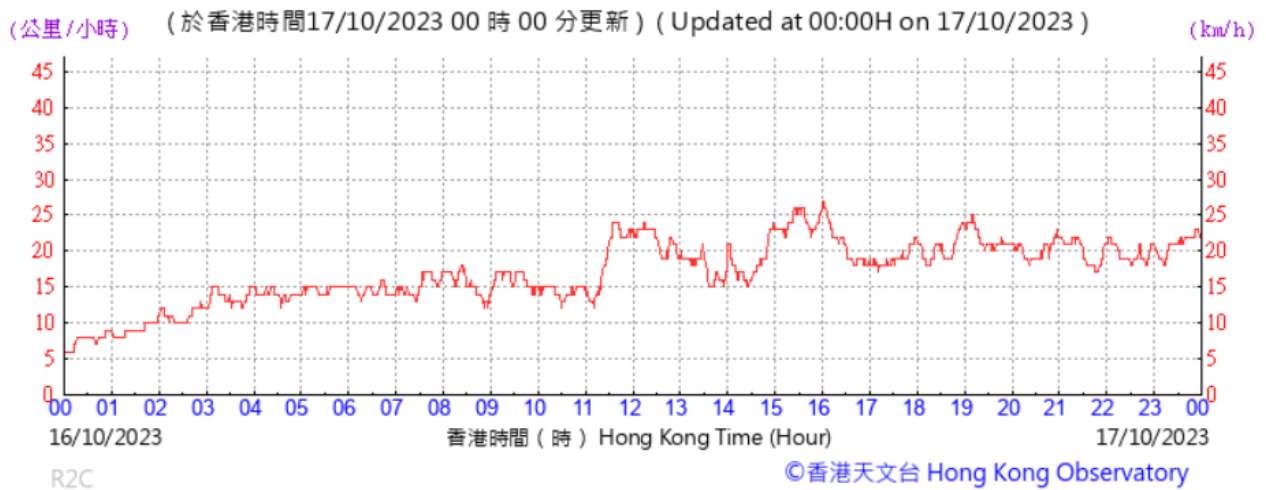


Extract of Meteorological Observations for Chek Lap Kok Automatic Weather Station October 2023

Wind Direction:



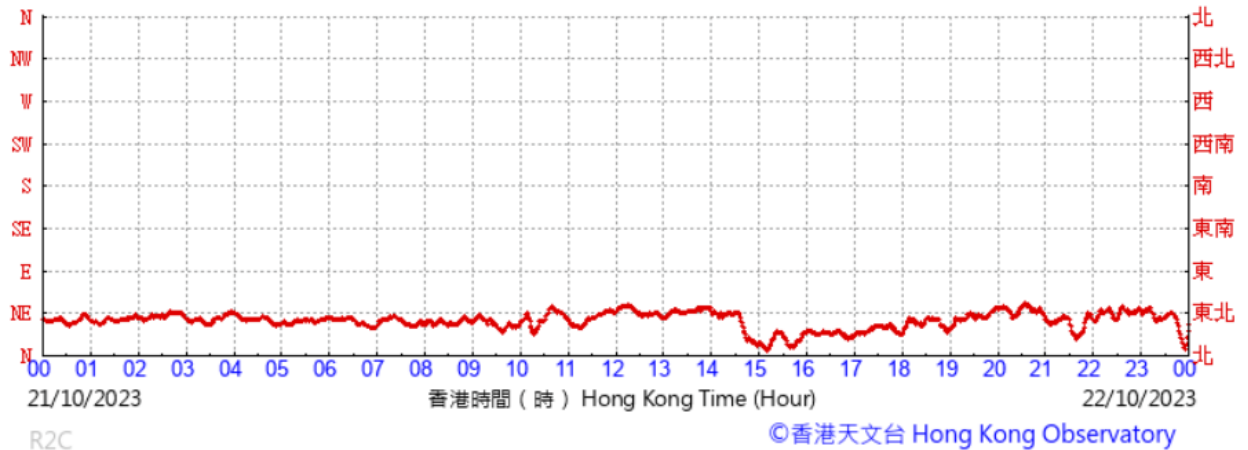
Wind Speed:



Extract of Meteorological Observations for Chek Lap Kok Automatic Weather Station October 2023

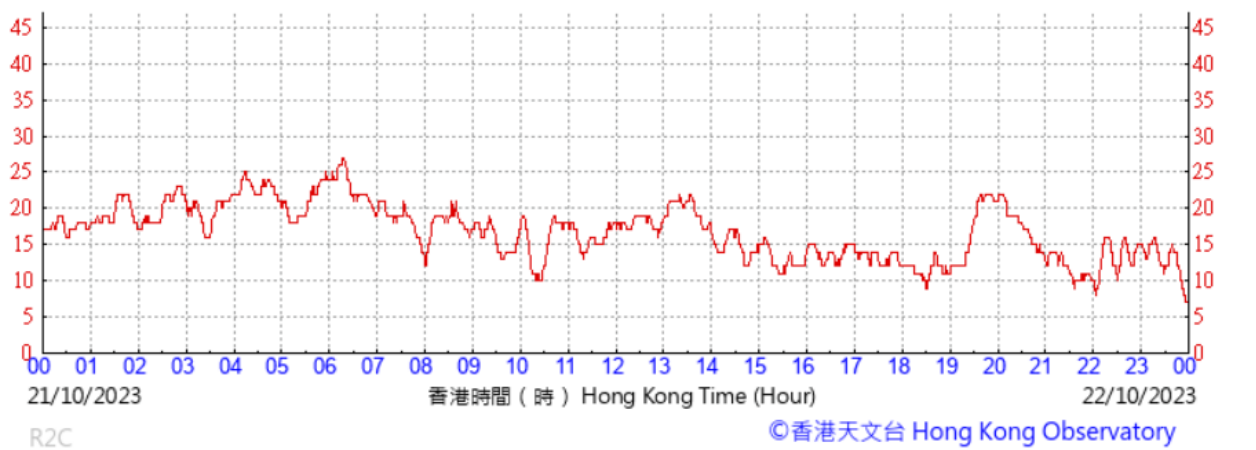
Wind Direction:

(於香港時間22/10/2023 00 時 00 分更新) (Updated at 00:00H on 22/10/2023)



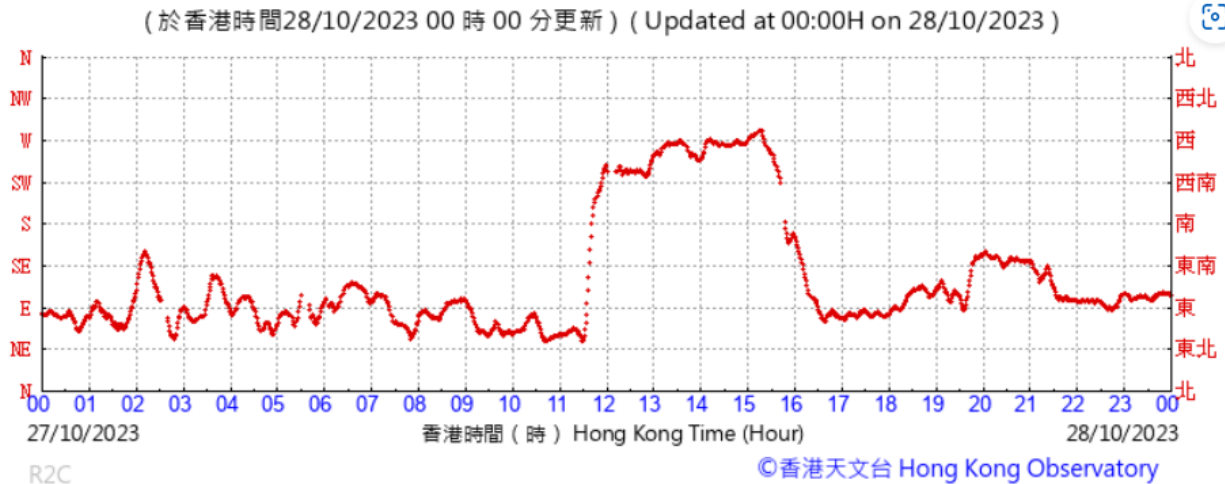
Wind Speed:

(公里/小時) (於香港時間22/10/2023 00 時 00 分更新) (Updated at 00:00H on 22/10/2023)

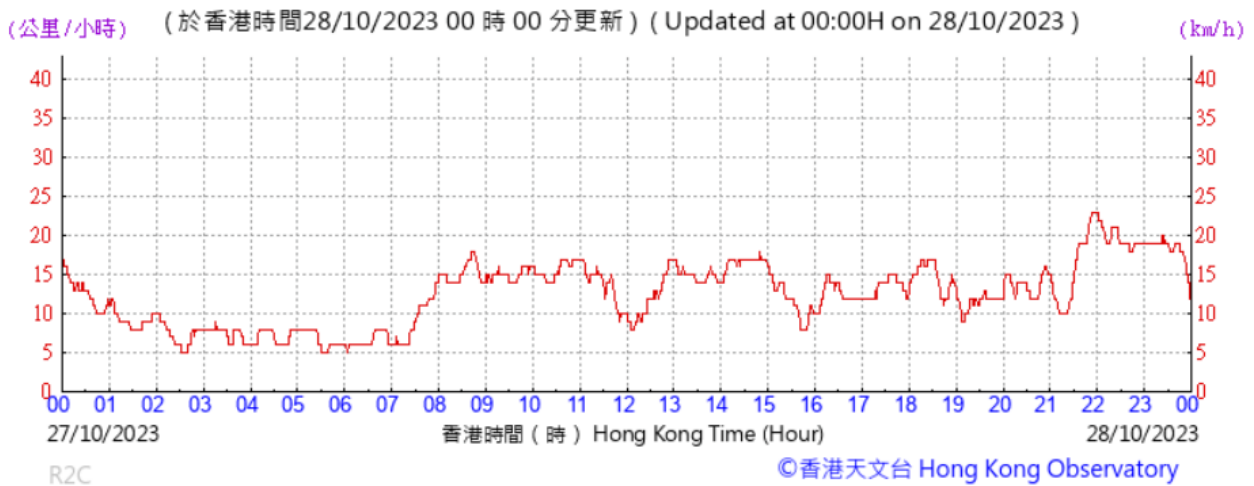


Extract of Meteorological Observations for Chek Lap Kok Automatic Weather Station October 2023

Wind Direction:



Wind Speed:



Appendix H

Noise Monitoring Results and their Graphical Presentations

Appendix H Regular Construction Noise Monitoring Results

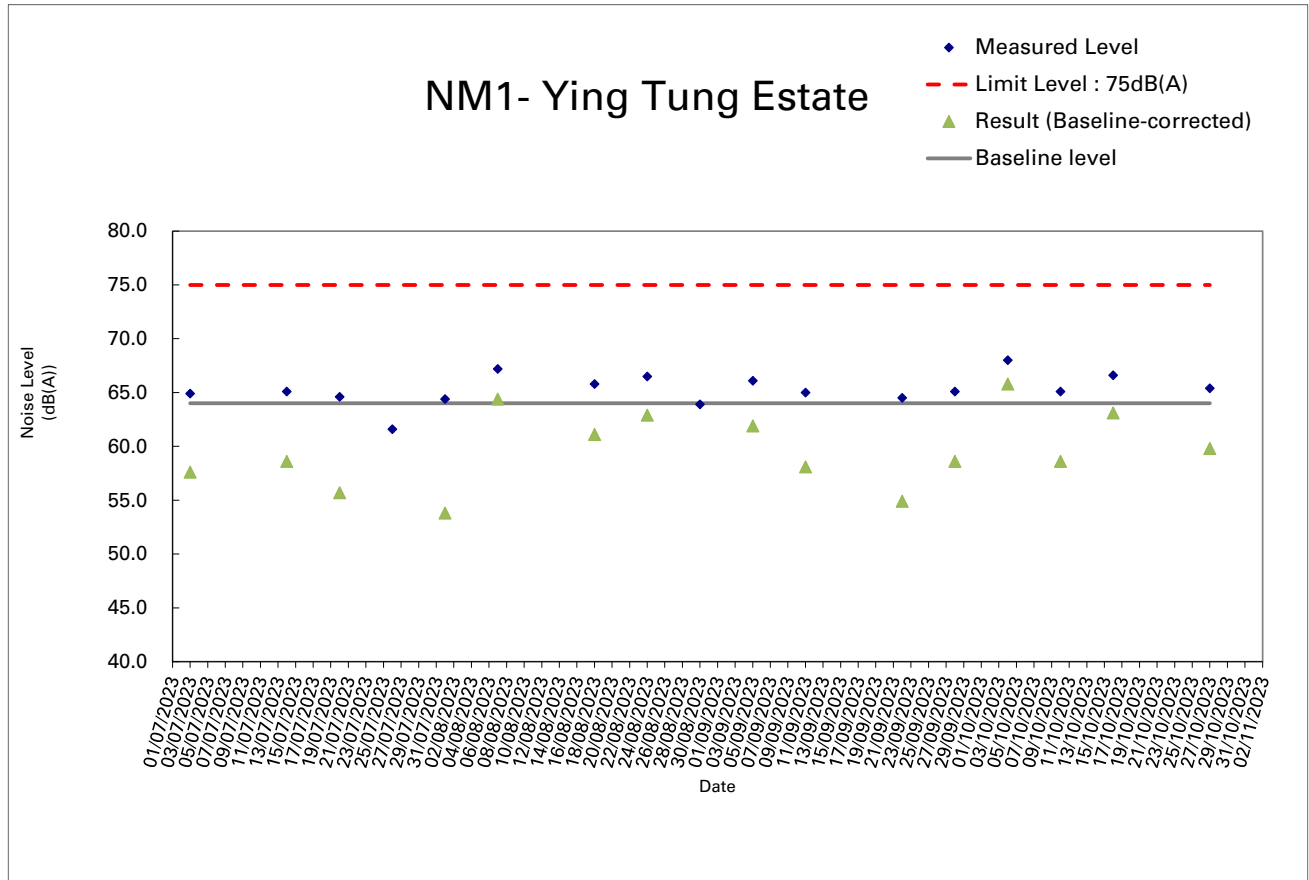
Daytime Noise Monitoring Results at Station NM1 (Ying Tung Estate)

Date	Weather	Start Time	Measured L_{eq} (30-min) (dB(A)) ⁺	Baseline Level (dB(A))	Results (dB(A)) (Baseline- corrected Leq, 30mins) ⁺	Limit Level (dB(A))	Exceedance (Y/N)
4 October 2023	Fine	14:00	68.0	64.0	65.8	75	N
10 October 2023	Sunny	13:00	65.1	64.0	58.6		N
16 October 2023	Sunny	14:15	66.6	64.0	63.1		N
27 October 2023	Fine	11:27	65.4	64.0	59.8		N

Note: Impact noise level has been corrected with baseline noise level

+ : Façade measurement

Appendix H Regular Construction Noise Monitoring Results



Remark: The noise levels on 26 July 2023 and 30 August 2023 were below the baseline level, thus no baseline corrected results were shown for these days.

Appendix I

Event Action Plan

Event/Action Plan for Construction Dust Monitoring

Event	Action			
	ET	IEC	PM	Contractor
Action level exceedance for one sample	<ol style="list-style-type: none"> 1. Repeat measurement to confirm finding; 2. If exceedance is confirmed, inform Contractor, IEC and PM; 3. Identify source, investigate the causes of exceedance and propose remedial measures; 4. Discuss with the Contractor, IEC and PM on the remedial measures required; 5. Increase monitoring frequency to daily. 	<ol style="list-style-type: none"> 1. Check monitoring data submitted by ET; 2. Check Contractor's working method; 3. Discuss with ET, PM and Contractor on possible remedial measures; 4. Review and advise the ET and PM on the effectiveness of the proposed remedial measures. 	<ol style="list-style-type: none"> 1. Confirm receipt of notification of exceedance in writing. 	<ol style="list-style-type: none"> 1. Identify source(s), investigate the causes of exceedance and propose remedial measures; 2. Implement remedial measures; 3. Amend working methods agreed with the PM as appropriate.
Action level exceedance for two or more consecutive samples	<ol style="list-style-type: none"> 1. Repeat measurement to confirm finding; 2. If exceedance is confirmed, inform Contractor, IEC and PM; 3. Identify source, investigate the causes of exceedance and propose remedial measures; 4. Advise the Contractor and PM on the effectiveness of the proposed remedial measures; 5. Increase monitoring frequency to daily; 6. Discuss with IEC and Contractor on remedial actions required; 7. If exceedance continues, arrange meeting with IEC and PM to discuss the remedial measures to be taken; 8. If exceedance stops, cease additional monitoring. 	<ol style="list-style-type: none"> 1. Check monitoring data submitted by ET; 2. Check Contractor's working method; 3. Discuss with ET, PM and Contractor on possible remedial measures; 4. Review and advise the ET and PM on the effectiveness of the proposed remedial measures. 	<ol style="list-style-type: none"> 1. Confirm receipt of notification of exceedance in writing; 2. In consultation with the ET and IEC agree with the Contractor on the remedial measures to be implemented; 3. Supervise implementation of remedial measures. 	<ol style="list-style-type: none"> 1. Identify source(s), investigate the causes of exceedance and propose remedial measures; 2. Submit proposals for remedial measures to the PM, ET and IEC within three working days of notification for agreement; 3. Implement the agreed proposals; 4. Amend proposal if appropriate.

Event	Action			
	ET	IEC	PM	Contractor
Limit level exceedance for one sample	<ol style="list-style-type: none"> 1. Repeat measurement to confirm finding; 2. If exceedance is confirmed, inform IEC, PM, Contractor and EPD; 3. Increase monitoring frequency to daily; 4. Discuss with the PM, IEC and Contractor on the remedial measures and assess effectiveness; 5. Keep PM, IEC and EPD informed of the results of the effectiveness of remedial measures. 	<ol style="list-style-type: none"> 1. Check monitoring data submitted by ET; 2. Check Contractor's working method; 3. Discuss with ET, PM and Contractor on possible remedial measures; 4. Review and advise the ET and PM on the effectiveness of the proposed remedial measures. 	<ol style="list-style-type: none"> 1. Confirm receipt of notification of exceedance in writing; 2. Review and agree on the remedial measures proposed by the Contractor; 3. Ensure remedial measures properly implemented; 4. Supervise implementation of remedial measures. 	<ol style="list-style-type: none"> 1. Identify source(s), investigate the causes of exceedance and propose remedial measures 2. Take immediate action to avoid further exceedance; 3. Submit proposals for remedial actions to PM, ET and IEC within three working days of notification for agreement; 4. Implement the agreed proposals; 5. Amend proposal if appropriate.

Event	Action			
	ET	IEC	PM	Contractor
Limit level exceedance for two or more consecutive samples	<ol style="list-style-type: none"> 1. Repeat measurement to confirm finding; 2. If exceedance is confirmed, inform IEC, PM, Contractor and EPD; 3. Increase monitoring frequency; 4. Carry out analysis of Contractor's working procedures to determine possible mitigation to be implemented; 5. Arrange meeting with IEC and PM to discuss the remedial actions to be taken; 6. Assess effectiveness of Contractor's remedial actions and keep IEC, EPD and PM informed of the results; 7. If exceedance stops, cease additional monitoring. 	<ol style="list-style-type: none"> 1. Check monitoring data submitted by ET 2. Discuss amongst PM, ET, and Contractor on the potential remedial actions; 3. Review Contractor's remedial actions whenever necessary to assure their effectiveness and advise the PM accordingly. 	<ol style="list-style-type: none"> 1. Confirm receipt of notification of exceedance in writing; 2. In consultation with the ET and IEC, agree with the Contractor on the remedial measures to be implemented; 3. Supervise the implementation of remedial measures; 4. If exceedance continues, consider what portion of the work is responsible and instruct the Contractor to stop that portion of work until the exceedance is abated. 	<ol style="list-style-type: none"> 1. Identify source(s), investigate the causes of exceedance and propose remedial measures 2. Take immediate action to avoid further exceedance; 3. Submit proposals for remedial actions to PM, IEC and ET within three working days of notification for agreement; 4. Implement the agreed proposals; 5. Review and resubmit proposals if the problem is still not under control; 6. Stop the relevant portion of works as determined by the PM until the exceedance is abated.

Note:

ET – Environmental Team

IEC – Independent Environmental Checker

PM – Project Manager

Event/Action Plan for Construction Noise Monitoring

Event	Action			
	ET	IEC	PM	Contractor
Action Level Exceedance	<ol style="list-style-type: none"> 1. Notify IEC, PM and Contractor; 2. Identify source and carry out investigation; 3. Discuss with the Contractor and formulate remedial measures; 4. Increase monitoring frequency to check mitigation effectiveness. 	<ol style="list-style-type: none"> 1. Review the analysed results submitted by the ET; 2. Review the proposed remedial measures by the Contractor and advise the PM accordingly. 	<ol style="list-style-type: none"> 1. Confirm receipt of notification of failure in writing; 2. Notify Contractor; 3. Require Contractor to propose remedial measures for the analysed noise problem; 4. Ensure remedial measures are properly implemented. 	<ol style="list-style-type: none"> 1. Identify source, and carry out investigation and report the investigation to the ET, IEC and PM; 2. Submit noise mitigation proposals to IEC and PM; 3. Implement noise mitigation proposals.
Limit Level Exceedance	<ol style="list-style-type: none"> 1. Inform IEC, PM, EPD and Contractor; 2. Repeat measurements to confirm findings; 3. Increase monitoring frequency; 4. Carry out analysis of Contractor's working procedures to determine possible mitigation to be implemented; 5. Inform IEC, PM and EPD the causes 	<ol style="list-style-type: none"> 1. Check monitoring results and discuss amongst PM, ET, and Contractor on the potential remedial actions; 2. Ensure remedial measures properly implemented; and 3. Review Contractors 	<ol style="list-style-type: none"> 1. Confirm receipt of notification of failure in writing; 2. Notify Contractor; 3. Require Contractor to propose remedial measures for the analysed noise problem; 4. Ensure remedial measures properly 	<ol style="list-style-type: none"> 1. Identify source and carry out investigation and report the investigation to the ET, IEC and PM; 2. Take immediate action to avoid further exceedance; 3. Submit proposals for remedial actions to PM, ET and IEC within 3 working days of notification;

	<p>and actions taken for the exceedances;</p> <p>6. Assess effectiveness of Contractor’s remedial actions and keep IEC, EPD and PM informed of the results;</p> <p>7. If exceedance stops, cease additional monitoring.</p>	<p>remedial actions whenever necessary to assure their effectiveness and advise the PM accordingly.</p>	<p>implemented;</p> <p>5. If exceedance continues, consider what portion of the work is responsible and instruct the Contractor to stop that portion of work until the exceedance is abated.</p>	<p>4. Implement the agreed proposals;</p> <p>5. Resubmit proposals if the problem is still not under control;</p> <p>6. Stop the relevant portion of works as determined by the PM until the exceedance is abated.</p>
--	---	---	--	--

Note:
 ET – Environmental Team
 IEC – Independent Environmental Checker
 PM – Project Manager

Appendix J

Cumulative Statistics of Exceedances, Complaints, Notification of Summons and Successful Prosecutions

Appendix J

Cumulative Statistics of Exceedances, Complaints, Notification of Summons and Successful Prosecutions

	Date Received	Subject	Status	Total no. received in this month	Total no. received since project commencement
Environmental complaints	-	-	-	0	0
Notification of summons	-	-	-	0	0
Successful Prosecutions	-	-	-	0	0

Appendix K

Summary of Notification of Exceedance

Appendix K

Summary of Notification of Exceedance

Environmental Parameter	No. of Exceedance This Month		Cumulative No. of Exceedance Project-to-Date	
	Action Level	Limit Level	Action Level	Limit Level
Air Quality (Construction Dust- 1-hour TSP)	0	0	0	0
Noise (Construction Noise- $L_{eq(30min),dB(A)}$)	0	0	0	0
Total	0	0	0	0

Appendix L

Waste Flow Table

Appendix L

Monthly Summary Waste Flow Table

Contract 1202 – Tung Chung East Station and Associated Enabling Works for Track Diversions

Reporting Month: October 2023

Month	Actual Quantities of <u>Inert</u> Construction Materials Generated Monthly					
	(a) Total Quantity Generated (a=b+c+d+e+f)	(b) Stockpiled for Reuse or Recycle	(c) Reused in the Contract	(d) Reused in other Contracts or Projects**	(e) Disposed of as Public Fill	(f) Imported Fill
	(in m ³)	(in m ³)	(in m ³)	(in m ³)	(in m ³)	(in m ³)
Jun-23	0.000	0.000	0.000	0.000	0.000	0.000
Sub-total	0.000	0.000	0.000	0.000	0.000	0.000
Jul-23	0.000	0.000	0.000	0.000	0.000	0.000
Aug-23	0.000	0.000	0.000	0.000	0.000	0.000
Sep-23	47.485	0.000	0.000	0.000	47.485	0.000
*Oct-23	290.768	0.000	0.000	94.353	196.415	0.000
Nov-23	--	--	--	--	--	--
Dec-23	--	--	--	--	--	--
Total	338.253	0.000	0.000	94.353	243.900	0.000

Note: *Due to the system failure on EPD official website, the update of the waste transaction records has been temporarily suspended. The data has been updated as of 19 Oct 2023.

**Fill Materials have been transferred to the construction site of TUE Contract 1201 as alternative disposal ground.

Tung Chung Line Extension Contract 1202
Tung Chung East Station and
Associated Enabling Works for Track Diversions
Monthly EM&A Report (October 2023)



Month	Actual Quantities of <u>Non-inert</u> Construction Materials Generated Monthly					
	(g) Metals	(h) Paper/ cardboard packaging	(i) Plastics	(j) Chemical Waste	(k) Recyclable Yard Waste	(l) Others, e.g. General Refuse disposed of at Landfill
	(in '000kg)	(in '000kg)	(in '000kg)	(in '000kg)	(in '000kg)	(in '000kg)
	generated	generated	generated	generated	generated	generated
Jun-23	0.000	0.000	0.000	0.000	0.000	0.000
Sub-total	0.000	0.000	0.000	0.000	0.000	0.000
Jul-23	0.000	0.000	0.000	0.000	0.000	67.330
Aug-23	0.000	0.000	0.000	0.000	0.000	64.230
Sep-23	0.000	0.000	0.000	0.000	0.000	27.710
*Oct-23	0.000	0.000	0.000	0.000	0.000	10.170
Nov-23	--	--	--	--	--	--
Dec-23	--	--	--	--	--	--
Total	0.000	0.000	0.000	0.000	0.000	169.440

Note: *Due to the system failure on EPD official website, the update of the waste transaction records has been temporarily suspended. The data has been updated as of 19 Oct 2023.