

MTR Corporation Limited

**Tuen Mun South Extension
Monthly EM&A Report No. 1
[For December 2023]**

Table of Contents

	Page
EXECUTIVE SUMMARY	I
1 INTRODUCTION.....	1
1.1 Background	1
1.2 Project Programme	1
1.3 Purpose of the Report	1
2 ENVIRONMENTAL MONITORING AND AUDIT	2
2.1 EM&A Results	2
3 IMPLEMENTATION STATUS ON THE ENVIRONMENTAL PROTECTION REQUIREMENTS	3

List of Tables

Table 1.1	Summary of Awarded Works Contract
Table 3.1	Summary of EP Submissions Status

List of Appendices

Appendix A	Monthly EM&A Report for Contract 1500 TME Stations, Viaducts and River Crossing (December 2023)
Appendix B	Monthly Ardeid Monitoring Result (December 2023)

EXECUTIVE SUMMARY

The Tuen Mun South Extension (TME) is one of the seven recommended railway schemes in the Railway Development Strategy 2014 (“RDS-2014”). The project will extend the Tuen Ma Line (TML), from Tuen Mun (TUM) Station southwards by about 2.4 km, terminating at a new station near Tuen Mun Ferry Pier (i.e. Tuen Mun South (TMS) Station) with an intermediate station at Tuen Mun Area 16 (i.e. A16 Station).

The Environmental Impact Assessment (EIA) Report and its Environmental Monitoring and Audit (EM&A) Manual (Register No. AEIAR – 236/2022) for TME was approved on 12 July 2022, with an Environmental Permit (EP) granted on 18 August 2022 (EP No. EP-615/2022).

The construction was commenced on 11 December 2023. This is the 1st EM&A report documents the findings of EM&A works conducted during the period from 11 to 31 December 2023. No construction works was carried out during this period.

EM&A Activities Summary

A summary of the EM&A activities in this reporting month is listed below:

EM&A Activities	Date	Details
Air Quality Monitoring	NA ⁽¹⁾	Refers to Appendix A
Noise Monitoring	NA ⁽¹⁾	Refers to Appendix A
Water Quality Monitoring	NA ⁽¹⁾	Refers to Appendix A
Monthly Ardeid Monitoring	NA ⁽¹⁾	Refers to Appendix B
Environmental Site Inspection	21 and 28 December 2023	Refers to Appendix A

Note: (1) No construction work was conducted during 11 to 31 December 2023.

Breaches of Action and Limit Levels for Air Quality

No air quality monitoring was conducted in the reporting month. Details is provided in **Appendix A**.

Breaches of Action and Limit Levels for Noise

No noise monitoring was conducted in the reporting month. Details is provided in **Appendix A**.

Breaches of Action and Limit Levels for Water Quality

No water quality monitoring was conducted in the reporting month. Details is provided in **Appendix A**.

Complaint, Notification of Summons and Successful Prosecution

No complaint, notification of summons and successful prosecution were received in the reporting month. Details is provided in **Appendix A**.

Reporting Changes

There was no reporting change in the reporting month.

Future Key Issues

Key issues to be considered in the next three months included the following. Details is provided in **Appendix A**.

Location	Site Activities
Tuen Mun River West Bank	Site Clearance and Tree Felling
Wu Sha Road Recreation Playground	Site Clearance and Tree Felling
Pet Garden & Eastern Garden	Site Clearance and Tree Felling
A16 (i.e. Tuen Mun Swimming Pool)	Construction of Temporary Platform, Site Clearance and Tree Felling, Preparation for Tree Transplantation and Pre-drilling Works
Tuen Mun Ferry Pier	Site Clearance and Tree Felling
Wu King Road	Site Clearance and Tree Felling
Loading and Unloading Area 2	Construction of Site Office, Site Clearance and Tree Felling

Location	Site Activities
Viaduct on Tuen Mun River Channel	Preparation for construction of temporary platform

Potential environmental impacts arising from the above construction activities are mainly associated with construction dust, construction noise, water quality, waste management, landscape and ecology.

1 INTRODUCTION

1.1 Background

1.1.1 The Tuen Mun South Extension (TME) (hereinafter referred to as “the Project”) is one of the seven recommended railway schemes in the Railway Development Strategy 2014 (“RDS-2014”). The Project will extend the Tuen Ma Line (TML), from Tuen Mun (TUM) Station southwards by about 2.4 km, terminating at a new station near Tuen Mun Ferry Pier (i.e. Tuen Mun South (TMS) Station) with an intermediate station at Tuen Mun Area 16 (i.e. A16 Station).

1.1.2 The Environmental Impact Assessment (EIA) Report (Register No.: AEIAR-236/2022) for the Project was approved on 12 July 2022 under the Environmental Impact Assessment Ordinance (EIAO). Following the approval of the EIA Report, an Environmental Permit (EP) was granted on 18 August 2022 (EP No: EP-615/2022) for the construction and operation of the Project.

1.2 Project Programme

1.2.1 One civil construction works contract (Contract 1500) of the Project was awarded in December 2023. The construction of the Project commenced in December 2023 and expected to complete in 2030. **Table 1.1** presens the the information of the awarded Works Contract.

Table 1.1 Summary of Awarded Works Contract

Works Contract	Description	Construction Start Date	Contractor	Environmental Team
1500	TME Stations, Viaducts and River Crossing	December 2023	CRBC – Building King Joint Venture	WSP (Asia) Ltd.

1.3 Purpose of the Report

1.3.1 The Environmental Monitoring and Audit (EM&A) programme for the Project commenced in December 2023. This is the 1st EM&A Report for the Project which summarises the EM&A works undertaken during the period from 11 to 31 December 2023.

2 ENVIRONMENTAL MONITORING AND AUDIT

2.1 EM&A Results

- 2.1.1 The EM&A Report for Works Contract 1500 prepared by the Contractor's ET is provided in **Appendix A**. The EM&A Report provides details of the project information, EM&A requirements, impact monitoring for air quality, noise and water quality, and audit results for the Contract. The details of the monthly ardeid monitoring is presented in **Appendix B**.
- 2.1.2 During the reporting period, impact monitoring for air quality, noise and water quality, and ardeid monitoring were not conducted since no construction works was carrying out.
- 2.1.3 No environmental complaints, notification of summons and successful prosecutions were recorded in the reporting period.
- 2.1.4 Regular site inspections were conducted by the ET, ER and the Contractor on a weekly basis and IEC audits on a monthly basis to check the implementation of environmental pollution control and mitigation measures for the Project. Details are provided in **Appendix A**.

3 IMPLEMENTATION STATUS ON THE ENVIRONMENTAL PROTECTION REQUIREMENTS

3.1.1 The Contractor has implemented all mitigation measures and requirements as stated in the EIA Report, EM&A Manual and EP (EP No: EP-615/2022). Details are provided in **Appendix A**.

3.1.2 The status of required submissions under the EP as of the reporting period are summarised in **Table 3.1**.

Table 3.1 Summary of EP Submissions Status

EP Condition (EP-615/2022)	Submission	Submission date
Condition 1.12	Notification of Commencement Date of Construction	4 August 2023 3 October 2023 (update)
Condition 1.14	Notification of Commencement Date of Operation	No later than 2 months prior to the commencement of operation
Condition 2.11	EP Submission Schedule	19 October 2023
Condition 2.12	Management Organization	7 November 2023 18 December 2023 (update)
Condition 2.14	Construction Noise Management Plan (CNMP)	7 September 2023 13 December 2023 (update)
Condition 2.15	Rail Noise Mitigation Plan (RNMP)	23 August 2023
Condition 2.16	Pre-Construction Ardeid Survey Plan (PASP)	1 August 2023 18 August 2023 (Approved)
Condition 2.17	Pre-Construction Ardeid Survey Report (PASR)	1 November 2023 13 December 2023 (Accepted)
Condition 2.18	Monthly Ardeid Monitoring Plan (MAMP)	9 August 2023 14 November 2023 (Approved)
Condition 2.19	Compensatory Tree Planting Implementation Plan (CTPIP)	To be submitted no later than 6 weeks of the commencement of the construction of the corresponding parts of the Project
Condition 2.20	Landscape and Visual Mitigation Plan (LVMP)	To be submitted no later than 2 months before the commencement of the construction of the corresponding parts of landscape and visual mitigation measures of the Project
Condition 2.21	Waste Management Plan (WMP)	6 November 2023 14 November 2023 (Accepted)
Condition 2.25	Fixed Plant Noise Audit Report	To be submitted at least 1 month before commencement of operation of the Project
Condition 2.26	Noise Performance Test Report	To be submitted at least 1 month before commencement of operation of the Project
Condition 3.3	Baseline Monitoring Report	11 November 2023 (Water Quality) 21 November 2023 (Dust) 29 November 2023 (Accepted) (Water Quality and Dust)
Condition 3.4	Monthly EM&A Report No.1	This submission
Condition 4.2	Dedicated Internet Website	To be set up within 1 month after the commencement of construction of the Project

Appendix A

Monthly EM&A Report for Contract 1500
TME Stations, Viaducts and River Crossing
(December 2023)



TME STATIONS, VIADUCTS AND RIVER CROSSING

CONTRACT 1500

MONTHLY ENVIRONMENTAL MONITORING AND AUDIT (EM&A) REPORT (DECEMBER 2023)

Doc. No. 1500-W-TME-CBJ-510-900089

CRBC – Build King Joint Venture

Revision: C
Jan 2024

REVISION TABLE

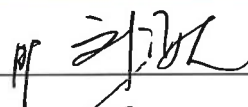


Rev	Prepared by	Purpose	Date
A	Squall Lam	First Submission	21 Dec 2023
B	Squall Lam	Second Submission with MTR and IEC comments	5 Jan 2024
C	Squall Lam	Third Submission with MTR and IEC comments	11 Jan 2024

Monthly Environmental Monitoring and Audit (EM&A) Report (December 2023)


Document No.: 1500-WTME-CBJ-510-900089

Revision: C

Reviewed and approved by:

Position	Name	Signature	Date
Project Manager	Raymond Mau		11 JAN 2024
Environmental Manager	KM Lui		11 JAN 2024
Environmental Officer	Dennis Ho		11 JAN 2024

Prepared by:

Position	Name	Signature	Date
Contractor's Environmental Team Leader	Squall Lam		11 Jan 2024

CONTENTS

Section

1.	Introduction.....	1
1.1.	Purpose of the Report	1
1.2.	Report Structure	1
2.	Project Information.....	2
2.1.	Background.....	2
2.2.	General Description of the Project.....	2
2.3.	Construction Programme and Activities.....	3
2.4.	Project Organization.....	3
2.5.	Status of Environmental Licences, Notification and Permits	3
3.	Environmental Monitoring Requirement.....	5
3.1.	Construction Dust Monitoring	5
3.2.	Construction Noise Monitoring.....	7
3.3.	Water Quality Monitoring.....	9
4.	Implementation Status of Environmental Mitigation Measures	18
5.	Monitoring Results	19
5.1.	Construction Dust Monitoring	19
5.2.	Regular Construction Noise Monitoring	19
5.3.	Water Quality Monitoring.....	19
5.4.	Waste Management	19
5.5.	Ecology	20
5.6.	Landscape and Visual	20
6.	Environmental Site Inspection and Audit.....	21
7.	Environmental Non-Conformance.....	22
7.1.	Summary of Monitoring Exceedances	22
7.2.	Summary of Environmental Non-Compliance	22
7.3.	Summary of Environmental Complaints.....	22
7.4.	Summary of Environmental Summon and Successful Prosecutions.....	22
8.	Further Key Issues.....	23
8.1.	Construction Programme for the Next Three Month	23
8.2.	Key Issues for the Coming Month.....	23
8.3.	Monitoring Schedule for the Next Two Month	23
9.	Conclusions and Recommendation	24
9.1.	Conclusions.....	24
9.2.	Recommendations	24

Tables

Table 2.1	Summary of Major Construction Activities in the Reporting Month
Table 2.2	Contact Information of Key Personnel
Table 2.3	Status of Environmental Licenses, Notifications and Permits
Table 3.1	Action and Limit Levels for 1-hour TSP
Table 3.2	Air Quality Monitoring Equipment
Table 3.3	Locations of Construction Dust Monitoring Station
Table 3.4	Noise Monitoring Parameters, Frequency and Duration
Table 3.5	Action and Limit Levels for Construction Noise (0700-1900 hrs of normal weekdays)
Table 3.6	Noise Monitoring Equipment for Regular Noise Monitoring
Table 3.7	Noise Monitoring Station during Construction Phase
Table 3.8	Action and Limit Levels for Water Quality (Wet Season)
Table 3.9	Action and Limit Levels for Water Quality (Dry Season)
Table 3.10	Water Quality Monitoring Equipment
Table 3.11	Analytical Methods to be applied to Water Quality Samples
Table 3.12	Locations of Water Quality Monitoring Stations
Table 5.1	Quantities of Waste Generated and Disposal Location in the Reporting Month
Table 6.1	Observation and Recommendations of Site Audit
Table 7.1	Summary of Notification of Exceedance
Table 8.1	Major Construction for the Next Three Month

Figures

Figure 2.1	Site Layout Plan
Figure 3.1	Locations of Construction Dust Monitoring Stations
Figure 3.2	Locations of Construction Noise Monitoring Stations
Figure 3.3	Locations of Water Quality Monitoring Stations

Appendices

Appendix A	Tentative Construction Programme
Appendix B	Project Organization Structure
Appendix C	Project Implementation Schedule of Environmental Mitigation Measures
Appendix D	Calibration Certificates of Equipment and Certificates of HOKLAS Laboratory
Appendix E	EM&A Monitoring Schedules
Appendix F	Event and Action Plan
Appendix G	Cumulative Statistics on Complaints, Notification of Summons and Successful Prosecutions
Appendix H	Monthly Summary Waste Flow Table

1. Introduction

China Road and Bridge Corporation-Build King Joint Venture (CRBC-BK JV) was commissioned by the MTR Corporation (MTRC) as the Civil Contractor for Works Contract 1500. WSP (Asia) Limited (WSP) was appointed by CRBC-BK JV as the Contractor's Environmental Team (ET) to undertake the Environmental Monitoring and Audit (EM&A) programme during construction phase of the Project.

1.1. Purpose of the Report

1.1.1. The Environmental Monitoring and Audit (EM&A) programme for the Project commenced in December 2023. This is the 1st EM&A Report for the Project which summarises the impact monitoring results and audit findings for the Project during the period from 11 to 31 December 2023, whereas the Contract 1500 was awarded on 13 December 2023.

1.2. Report Structure

1.2.1. This monthly EM&A Report is organized as follows:

- (a) Section 1: Introduction
- (b) Section 2: Project Information
- (c) Section 3: Environmental Monitoring Requirement
- (d) Section 4: Implementation Status of Environmental Mitigation Measures
- (e) Section 5: Monitoring Results
- (f) Section 6: Environmental Site Inspection and Audit
- (g) Section 7: Environmental Non-conformance
- (h) Section 8: Future Key Issues
- (i) Section 9: Conclusions and Recommendations

2. Project Information

2.1. Background

- 2.1.1. The Tuen Mun South Extension (TME) (hereinafter referred to as “the Project”) is one of the seven recommended railway schemes in the Railway Development Strategy 2014 (“RDS-2014”). The Project will extend the Tuen Ma Line (TML), from Tuen Mun (TUM) Station southwards by about 2.4 km, terminating at a new station near Tuen Mun Ferry Pier (i.e. Tuen Mun South (TMS) Station) with an intermediate station at Tuen Mun Area 16 (i.e. A16 Station).
- 2.1.2. An Environmental Impact Assessment (EIA) study for the Project was conducted in accordance with EIA Study Brief No. ESB-332/2020. The EIA Report and Environmental Monitoring and Audit (EM&A) Manual (Register No. AEIAR – 236/2022) were approved on 12 July 2022 under the Environmental Impact Assessment Ordinance (EIAO), with an Environmental Permit (EP) granted on 18 August 2022 (EP No. EP-615/2022).
- 2.1.3. According to the approved EM&A Manual of TME, the EM&A monitoring for the Project includes air quality, noise monitoring and water quality monitoring. Baseline dust and water quality monitoring for TME was carried out within August 2023 to October 2023.

2.2. General Description of the Project

- 2.2.1. The key elements of this Contract 1500 comprise below:
- (a) New station at Tuen Mun Area 16 (A16 Station) extending from Tuen Mun Station (TUM);
 - (b) Tuen Mun River Bridge (TRB) over Tuen Mun River;
 - (c) Viaducts and connections from existing overrun viaduct at TUM to A16 Station and from A16 Station to Tuen Mun South Station (TMS) via TRB;
 - (d) Feeder Station;
 - (e) Intermediate emergency access point (EAP) to viaduct;
 - (f) Noise barriers (partial and full enclosure) on viaducts;
 - (g) Widening of Tuen Yee Street and associated public transport facilities at Area 16;
 - (h) Property Enabling Works (PEW);
 - (i) Modifications works to TUM;
 - (j) Demolition of existing Tuen Mun Swimming Pool (TMSP) after completion of the new swimming pool constructed by 1503 Contractor at the existing Tuen Mun Golf Centre;
 - (k) Re-provisioning of the existing Wu Shan Recreation Playground (including Tuen Mun Road Safety Town), Hoi Wong Road Pet Garden and GREEN@TUEN MUN;
 - (l) Temporary platforms with loading/unloading points, flood wall and construction access along and within Tuen Mun River to facilitate construction works;
 - (m) New station at Tuen Mun South with footbridge connecting to adjacent buildings and a staircase entrance to Tuen Mun Promenade
 - (n) Re-alignment of existing Wu King Road and associated public transport facilities
 - (o) Demolition of existing footbridges NF99 & NF99A
 - (p) Re-provisioning of Footbridge NF98 at Wu King Road

- (q) Re-provisioning of Tuen Mun Promenade and Tuen Mun Ferry Pier Public Toilet
- (r) Re-provisioning of existing Wu King Road Garden
- (s) Building Services, including Fire Detection and Protection System, Lighting Systems, Small Power Services, Low Voltage Power Supply Systems, Earthing and Lightning Protection System, Water Supply and Drainage System, Environmental Control System, Security and Access Management, Station-Based Control System, and Conditioned Based Monitoring System; and
- (t) ABWF including common station components, such as signage, Info Corner, metal doors and ironmongery.

2.2.2. The layout plan of the Project is shown in **Figure 2.1**.

2.3. Construction Programme and Activities

2.3.1. The major construction activities undertaken in the reporting month are summarised below:

Table 2.1 Summary of Major Construction Activities in the Reporting Period

Site	Construction Activities
	No construction works during the reporting month

2.3.2. The tentative construction programme is presented in **Appendix A**.

2.4. Project Organization

2.4.1. The project organization structure is shown in **Appendix B**. The key personnel contact names and numbers for the Project are summarized in **Table 2.2**.

Table 2.2 Contact Information of Key Personnel

Party	Role	Position	Name	Telephone
MTRC	Project Environmental Team	Project Environmental Team Leader	Mr. Raymond Wong	2688 1094
Meinhardt	Independent Environmental Checker	Independent Environmental Checker	Mr. Adi Lee	2859 5443
CRBC-BK JV	Contractor	Project's Environmental Officer	Mr. Dennis Ho	5645 0563
WSP	Contractor's Environmental Team (ET)	ET Leader	Mr. Squall Lam	2579 8841

2.5. Status of Environmental Licences, Notification and Permits

2.5.1. Relevant environmental licenses, permits and/or notifications on environmental protection for the Project and valid in the reporting month are summarized in **Table 2.3**.

Table 2.3 Status of Environmental Licenses, Notifications and Permits

Permit / License No. / Notification/ Reference No.	Valid Period		Status	Remarks
	From	To		
<i>Environmental Permit</i>				
EP-615/2022	18 August 2022	-	Valid	-
<i>Construction Noise Permit</i>				
-	-	-	-	-
<i>Wastewater Discharge License</i>				
-	-	-	Submitted to EPD on 15 Dec 2023	-
<i>Chemical Waste Producer Registration</i>				
-	-	-	Submitted to EPD on 15 Dec 2023	-
<i>Billing Account for Construction Waste Disposal</i>				
-	-	-	Submitted to EPD on 15 Dec 2023	-
<i>Notification Under Air Pollution Control (Construction Dust) Regulation</i>				
-	16 December 2023	-	Submitted to EPD on 15 Dec 2023	-

3. Environmental Monitoring Requirement

3.1. Construction Dust Monitoring

Monitoring Requirements

- 3.1.1. In accordance with the approved EM&A Manual, 1-hour Total Suspended Particulates (TSP) level at the designated air quality monitoring station is required. Impact 1-hour TSP monitoring should be carried out for at least 3 times every 6 days. The Action and Limit Level of the air quality monitoring is provided in **Table 3.1**.

Table 3.1 Action and Limit Levels for 1-hour TSP

ID	Location	Action Level	Limit Level
AM1	Islamic Primary School	277.6 µg/m ³	500 µg/m ³
AM2a	Oi Tak House, Yau Oi Estate	277.4 µg/m ³	500 µg/m ³
AM3	Yan Chai Hospital Law Chan Chor Si Primary School	279.9 µg/m ³	500 µg/m ³
AM4	Wu Tsui House, Wu King Estate	279.9 µg/m ³	500 µg/m ³
AM5	Tuen Mun Swimming Pool (TMSP)	277.1 µg/m ³	500 µg/m ³

Monitoring Equipment

- 3.1.2. 1-hour TSP air quality monitoring was performed using portable direct reading dust meter located at the designated monitoring stations. Portable direct reading dust meters used for the monitoring were proven to IEC to be capable of achieving comparable result as that of the dust meter and thus were used for sampling. The portable direct reading dust meters meet all the requirements of the EM&A Manual. Brand and model of the equipment is given in **Table 3.2**.

Table 3.2 Air Quality Monitoring Equipment

Equipment	Brand and Model
Portable direct reading dust meter (1-hour TSP)	TSI (Model No. AM520; S/N: 5201735004)
	TSI (Model No. AM520; S/N: 5201735006)

Monitoring Locations

- 3.1.3. The monitoring station for construction dust monitoring pertinent to the Project has been identified based on the approved EM&A Manual for TME of the Project. AM2a was used as the alternative baseline dust monitoring location of AM2 as there was renovation of building façade at Oi Lai House, Yau Oi Estate (AM2) during baseline monitoring. The location of the construction dust monitoring stations are summarised in **Table 3.3** and shown in **Figure 3.1**.

Table 3.3 Locations of Construction Dust Monitoring Station

Monitoring Location ID ⁽¹⁾	Dust Monitoring Location
AM1	Islamic Primary School
AM2a	Oi Tak House, Yau Oi Estate
AM3	Yan Chai Hospital Law Chan Chor Si Primary School
AM4	Wu Tsui House, Wu King Estate
AM5	Tuen Mun Swimming Pool (TMSP) ⁽²⁾

Notes:

- (1) 1-hour TSP impact monitoring should be conducted at the monitoring stations when there are Project-related major construction activities including site formation and piling works being undertaken within a radius of 500m from the monitoring stations.

- (2) Impact dust monitoring at Tuen Mun Swimming Pool will be ceased when it is closed or it is demolished. Upon the commencement of demolition of TMSP, the impact dust monitoring will be conducted at Castle Peak Bay Ambulance Depot (ASR ID. A34).

Monitoring Methodology

- 3.1.4. The 1-hour TSP was sampled by drawing air into the portable dust monitor where particular concentrations were measured instantaneously with an in-built silicon detector sensing light scattered by the particulates in the sampled air. Continuous TSP levels were indicated and logged by a built-in data logger compatible with Windows based program to facilitate data collection, analysis and reporting.

Field Monitoring

- 3.1.5. The measuring procedures of the 1-hour dust meter was undertaken in accordance with the Manufacturer's Instruction Manual as follows:

- (a) Power on the meter
- (b) Check the date and time
- (c) Check the battery and make sure it is good enough to complete the sampling
- (d) Select the Calibration from the menu
- (e) Plug in the zero calibration filter to the meter.
- (f) Select the Zero Cal and run it
- (g) Back to the main menu and select the Run Mode/Manual Mode
- (h) Press Enter to start the sampling
- (i) When sampling is completed, press the Enter to stop the sampling
- (j) Back to the main menu and select the Data
- (k) Select the Statistics and read back the last memory record

- 3.1.6. Adoption of the wind data from the existing automatic wind station, i.e. Tuen Mun Government Offices (TUN) which is operated by Hong Kong Observatory (HKO) rather than setting up wind data monitoring equipment is based on the following justifications:

- TUN is located in the vicinity of the designated monitoring locations. This Automatic wind station (22°23'26", 113°58'36") is located at the east of the Project and the anemometer is set up at 69m above mean sea level. It is clear of obstructions or turbulence caused by the buildings;
- This automatic wind station was considered as the closest wind station to the Project that could provide representative wind data in Tuen Mun area; and
- Wind data collected by HKO was considered as a reliable data source for the wind data, it is widely used in many EM&A Projects (e.g. Expansion of Hong Kong International Airport into a Three-runway System, Siu Ho Wan Station and Siu Ho Wan Depot Replanning Works – Advance Construction Works). The dataset is more accurate and reliable that could be downloaded periodically with real-timed data logger.
- According the HKO, the HKO's wind data monitoring equipment are calibrated regularly.

3.1.7. The data collected from TUN was used to check the wind speed and wind direction.

Maintenance and Calibration

3.1.8. The portable direct reading dust meter is calibrated every year against high volume sampler (HVS) to check the validity and accuracy of the results measured by direct reading method. The latest calibration certificates of the portable direct reading dust meter are provided in **Appendix D**. The corresponding calibration record of the HVS is also given in **Appendix D**.

Data Management and Data QA/QC Control

3.1.9. All monitoring data will be handled by the ET's in-house data recording and management system. The monitoring data recorded in the equipment will be downloaded directly from the equipment at the end of each monitoring day. The downloaded monitoring data will input into a computerized database maintained by the ET. The laboratory results will be input directly into the computerized database and checked by personnel other than those who input the data.

3.1.10. For monitoring parameters that require laboratory analysis, the local laboratory shall follow the QA/QC requirements as set out under the HOKLAS scheme for the relevant laboratory tests.

Monitoring Schedule for the Reporting Month

3.1.11. No dust monitoring was conducted in December 2023 due to no construction work in reporting month.

3.2. Construction Noise Monitoring

Monitoring Requirements

3.2.1. In accordance with the approved EM&A Manual, impact noise monitoring should be conducted for at least once a week during the construction phase of the Project. **Table 3.4** summarises the monitoring parameters, frequency and duration of impact noise monitoring. The Action and Limit Level of the noise monitoring is provided in **Table 3.5**.

Table 3.4 Noise Monitoring Parameters, Frequency and Duration

Parameter and Duration	Frequency
30-mins measurement at each monitoring station between 0700 and 1900 on normal weekdays. L_{eq} , L_{10} and L_{90} would be recorded.	At least once per week

Table 3.5 Action and Limit Levels for Construction Noise (0700-1900 hrs of normal weekdays)

ID	Location	Action Level	Limit Level
CN1	Tower 1, Century Gateway Phase 1	When one documented complaint is received	75 dB(A)
CN2	Islamic Primary School		70 dB(A) and 65 dB(A) during examination period
CN3	Block 13, Lung Mun Oasis		75 dB(A)
CN4	Yan Chai Hospital Ho Sik Nam Primary School		70 dB(A) and 65 dB(A) during examination period
CN5	Taoist Ching Chung Primary School		70 dB(A) and 65 dB(A) during examination period

ID	Location	Action Level	Limit Level
CN6	Tower 1, Oceania Heights		75 dB(A)
CN7	Block 1, Pierhead Garden		75 dB(A)
CN8	Wu Fai House		75 dB(A)
CN9	Block 8, Glorious Garden		75 dB(A)
CN10	Oi Lai House, Yau Oi Estate		75 dB(A)
CN11	Wu Tsui House		75 dB(A)

Monitoring Equipment

- 3.2.2. Noise monitoring was performed using sound level meter at each designated monitoring station. The sound level meters deployed comply with the International Electrotechnical Commission Publications (IEC) 651:1979 (Type1) specifications. Acoustic calibrator was deployed to check the sound level meters at a known sound pressure level. Brand and model of the equipment is given in **Table 3.6**

Table 3.6 Noise Monitoring Equipment for Regular Noise Monitoring

Equipment	Brand and Model
Integrated Sound Level Meter	Model No. RION NL-52 (S/N: 00821072)
Acoustic Calibrator	Model No. RION NC-74 (S/N: 34857296)

Monitoring Locations

- 3.2.3. The monitoring station for construction noise monitoring pertinent to the Project has been identified based on the approved EM&A Manual for TME of the Project. The location of the construction noise monitoring station is summarised in **Table 3.7** and shown in **Figure 3.2**.

Table 3.7 Noise Monitoring Station during Construction Phase

Identification No. ⁽¹⁾	Noise Monitoring Location
CN1	Tower 1, Century Gateway Phase 1
CN2	Islamic Primary School
CN3	Block 13, Lung Mun Oasis
CN4	Yan Chai Hospital Ho Sik Nam Primary School
CN5	Taoist Ching Chung Primary School
CN6	Tower 1, Oceania Heights
CN7	Block 1, Pierhead Garden
CN8	Wu Fai House
CN9	Block 8, Glorious Garden
CN10	Oi Lai House, Yau Oi Estate
CN11	Wu Tsui House

Notes:

- (1) Construction noise impact monitoring should be conducted at the monitoring stations when there are Project-related major construction activities being undertaken within a radius of 300m from the monitoring stations.

Monitoring Methodology

- 3.2.4. Monitoring Procedure

- (a) Façade measurement was made.
- (b) The battery condition was checked to ensure the correct functioning of the meter.
- (c) Parameters such as frequency weighting, the time weighting and the measurement time were set as follows:

- (i) Frequency weighting: A
 - (ii) Time weighting: Fast
 - (iii) Time measurement: Leq(30-mins) during non-restricted hours i.e., 0700-1900 on normal weekdays.
- (d) Prior to and after each noise measurement, the meter was calibrated using the acoustic calibrator for 94 dB(A) at 1000 Hz. If the difference in the calibration level before and after measurement was more than 1 dB(A), the measurement would be considered invalid and repeat of noise measurement would be required after re-calibration or repair of the equipment.
- (e) During the monitoring period, the L_{eq} , L_{10} and L_{90} were recorded. In addition, site conditions and noise sources were recorded on a standard record sheet.
- (f) Noise measurement was paused during periods of high intrusive noise (e.g., dog barking, helicopter noise) if possible. Observations were recorded when intrusive noise was unavoidable.
- (g) Noise monitoring was cancelled in the presence of fog, rain, wind with a steady speed exceeding 5m/s, or wind with gusts exceeding 10m/s.

Monitoring Calibration

3.2.5. Maintenance and Calibration procedures are as follows:

- (a) The microphone head of the sound level meter and calibrator should be cleaned with a soft cloth at quarterly intervals.
- (b) The meter and calibrator were sent to the supplier to check and calibrate at yearly intervals.
- (c) Relevant calibration certificates are provided in **Appendix D**.

Data Management and Data QA/QC Control

3.2.6. All monitoring data will be handled by the ET's in-house data recording and management system. The monitoring data recorded in the equipment will be downloaded directly from the equipment at the end of each monitoring day. The downloaded monitoring data will input into a computerized database maintained by the ET. The laboratory results will be input directly into the computerized database and checked by personnel other than those who input the data.

3.2.7. For monitoring parameters that require laboratory analysis, the local laboratory shall follow the QA/QC requirements as set out under the HOKLAS scheme for the relevant laboratory tests.

Monitoring Schedule for the Reporting Month

3.2.8. No noise monitoring was conducted in December 2023 due to no construction work in reporting month.

3.3. Water Quality Monitoring Monitoring Requirements

- 3.3.1. In accordance with the approved EM&A Manual, water quality monitoring should be undertaken 3 days per week, at mid-flood and mid-ebb tides, with sampling/measurement at all designated monitoring stations including control station as specified in **Table 3.12**.
- 3.3.2. Measurement should be taken at 3 water depths, namely, 1m below water surface, mid-depth and 1m above sea bed, except where the water depth less than 6m, the mid-depth station may be omitted. Should the water depth be less than 3m, only the mid-depth station will be monitored. The Action and Limit Level of the water monitoring is provided in **Table 3.8** and **Table 3.9**.

Table 3.8 Action and Limit Levels for Water Quality (Wet Season)

Stations	Action Level		Limit Level	
	Mid-Ebb	Mid-Flood	Mid-Ebb	Mid-Flood
Dissolved Oxygen (DO)				
W1a	Control Station	< 2.21 mg/L	Control Station	< 2.17 mg/L
W2	< 2.2 mg/L	< 2.06 mg/L	< 2.14 mg/L	< 1.93 mg/L
W3	< 1.8 mg/L	< 1.81 mg/L	< 1.51 mg/L	< 1.78 mg/L
W4	< 1.85 mg/L	-	< 1.65 mg/L	-
W5	< 1.81 mg/L (Surface)	-	< 1.5 mg/L (Surface)	-
	< 1.73 mg/L (Bottom)	-	< 1.55 mg/L (Bottom)	-
W6	< 1.76 mg/L (Surface)	-	< 1.58 mg/L (Surface)	-
	< 1.68 mg/L (Bottom)	-	< 1.57 mg/L (Bottom)	-
W7	< 2.38 mg/L (Surface)	-	< 2.27 mg/L (Surface)	-
	< 2.13 mg/L (Bottom)	-	< 1.76 mg/L (Bottom)	-
W8	-	Control Station	-	Control Station
W9	-	< 1.72 mg/L	-	< 1.68 mg/L
W10	-	< 1.81 mg/L (Surface)	-	< 1.73 mg/L (Surface)
	-	< 1.83 mg/L (Bottom)	-	< 1.71 mg/L (Bottom)
W11	-	< 1.82 mg/L	-	<1.73 mg/L
Suspended Solid (SS)				
W1a	Control Station	< 5.88 mg/L	Control Station	< 6.23 mg/L
	120% of upstream control station at the same tide of the same day		130% of upstream control station at the same tide of the same day	
W2	< 6.68 mg/L	< 5.08 mg/L	< 7.75 mg/L	< 5.82 mg/L
	120% of upstream control station at the same tide of the same day		130% of upstream control station at the same tide of the same day	
W3	< 4.94 mg/L	< 4.91 mg/L	< 5.15 mg/L	< 5.31 mg/L
	120% of upstream control station at the same tide of the same day		130% of upstream control station at the same tide of the same day	
W4	< 5.06 mg/L	-	< 5.69 mg/L	-
	120% of upstream control station at the same tide of the same day		130% of upstream control station at the same tide of the same day	
W5	< 5.6 mg/L	-	< 5.8 mg/L	-
	120% of upstream control station at the same tide of the same day		130% of upstream control station at the same tide of the same day	

Stations	Action Level		Limit Level	
	Mid-Ebb	Mid-Flood	Mid-Ebb	Mid-Flood
W6	< 4.57 mg/L	-	< 5.25 mg/L	-
	120% of upstream control station at the same tide of the same day		130% of upstream control station at the same tide of the same day	
W7	< 5.07 mg/L	-	< 5.25 mg/L	-
	120% of upstream control station at the same tide of the same day		130% of upstream control station at the same tide of the same day	
W8	-	Control Station	-	Control Station
W9	-	< 4.26 mg/L	-	< 4.3 mg/L
	120% of upstream control station at the same tide of the same day		130% of upstream control station at the same tide of the same day	
W10	-	< 4.75 mg/L	-	< 5.91 mg/L
	120% of upstream control station at the same tide of the same day		130% of upstream control station at the same tide of the same day	
W11	-	< 4.94 mg/L		< 5.54 mg/L
	120% of upstream control station at the same tide of the same day		130% of upstream control station at the same tide of the same day	
Turbidity				
W1a	Control Station	< 9.86 NTU	Control Station	< 10.63 NTU
	120% of upstream control station at the same tide of the same day		130% of upstream control station at the same tide of the same day	
W2	< 7.51 NTU	< 7.61 NTU	< 8.59 NTU	< 8.11 NTU
	120% of upstream control station at the same tide of the same day		130% of upstream control station at the same tide of the same day	
W3	< 4.3 NTU	< 4.97 NTU	< 4.38 NTU	< 5.31 NTU
	120% of upstream control station at the same tide of the same day		130% of upstream control station at the same tide of the same day	
W4	< 5.4 NTU	-	< 6.01 NTU	-
	120% of upstream control station at the same tide of the same day		130% of upstream control station at the same tide of the same day	
W5	< 4.37 NTU	-	< 5.71 NTU	-
	120% of upstream control station at the same tide of the same day		130% of upstream control station at the same tide of the same day	
W6	< 5.2 NTU	-	< 5.51 NTU	-
	120% of upstream control station at the same tide of the same day		130% of upstream control station at the same tide of the same day	
W7	< 6.5 NTU	-	< 7.75 NTU	-
	120% of upstream control station at the same tide of the same day		130% of upstream control station at the same tide of the same day	
W8	-	Control Station	-	Control Station
W9	-	< 4.76 NTU	-	< 5.34 NTU
	120% of upstream control station at the same tide of the same day		130% of upstream control station at the same tide of the same day	
W10	-	< 5.77 NTU	-	< 5.91 NTU
	120% of upstream control station at the same tide of the same day		130% of upstream control station at the same tide of the same day	
W11	-	< 4.63 NTU	-	< 5.39 NTU
	120% of upstream control station at the same tide of the same day		130% of upstream control station at the same tide of the same day	

Table 3.9 Action and Limit Levels for Water Quality (Dry Season)

Stations	Action Level		Limit Level	
	Mid-Ebb	Mid-Flood	Mid-Ebb	Mid-Flood
Dissolved Oxygen (DO)				
W1a	Control Station	< 1.96 mg/L	Control Station	< 1.93 mg/L
W2	< 1.95 mg/L	< 1.83 mg/L	< 1.89 mg/L	< 1.71 mg/L
W3	< 1.59 mg/L	< 1.6 mg/L	< 1.34 mg/L	< 1.58 mg/L
W4	< 1.64 mg/L	-	< 1.46 mg/L	-
W5	< 1.61 mg/L (Surface)	-	< 1.33 mg/L (Surface)	-
	< 1.53 mg/L (Bottom)	-	< 1.38 mg/L (Bottom)	-
W6	< 1.56 mg/L (Surface)	-	< 1.4 mg/L (Surface)	-
	< 1.49 mg/L (Bottom)	-	< 1.39 mg/L (Bottom)	-
W7	< 2.11 mg/L (Surface)	-	< 2.02 mg/L (Surface)	-
	< 1.89 mg/L (Bottom)	-	< 1.56 mg/L (Bottom)	-
W8	-	Control Station	-	Control Station
W9	-	< 1.52 mg/L	-	< 1.49 mg/L
W10	-	< 1.61 mg/L (Surface)	-	< 1.53 mg/L (Surface)
	-	< 1.62 mg/L (Bottom)	-	< 1.51 mg/L (Bottom)
W11	-	< 1.62 mg/L	-	< 1.54 mg/L
Suspended Solid (SS)				
W1a	Control Station	< 7.02 mg/L	Control Station	< 7.44 mg/L
	120% of upstream control station at the same tide of the same day		130% of upstream control station at the same tide of the same day	
W2	< 7.97 mg/L	< 6.07 mg/L	< 9.25 mg/L	< 6.94 mg/L
	120% of upstream control station at the same tide of the same day		130% of upstream control station at the same tide of the same day	
W3	< 5.9 mg/L	< 5.86 mg/L	< 6.15 mg/L	< 6.34 mg/L
	120% of upstream control station at the same tide of the same day		130% of upstream control station at the same tide of the same day	
W4	< 6.04 mg/L	-	< 6.79 mg/L	-
	120% of upstream control station at the same tide of the same day		130% of upstream control station at the same tide of the same day	
W5	< 6.68 mg/L	-	< 6.93 mg/L	-
	120% of upstream control station at the same tide of the same day		130% of upstream control station at the same tide of the same day	
W6	< 5.45 mg/L	-	< 6.27 mg/L	-
	120% of upstream control station at the same tide of the same day		130% of upstream control station at the same tide of the same day	
W7	< 6.05 mg/L	-	< 6.27 mg/L	-
	120% of upstream control station at the same tide of the same day		130% of upstream control station at the same tide of the same day	
W8	-	Control Station	-	Control Station
W9	-	< 5.08 mg/L	-	< 5.13 mg/L
	120% of upstream control station at		130% of upstream control station at the	

Stations	Action Level		Limit Level	
	Mid-Ebb	Mid-Flood	Mid-Ebb	Mid-Flood
	the same tide of the same day		same tide of the same day	
W10	-	< 5.67 mg/L	-	< 7.06 mg/L
	120% of upstream control station at the same tide of the same day		130% of upstream control station at the same tide of the same day	
W11	-	< 5.9 mg/L		< 6.61 mg/L
	120% of upstream control station at the same tide of the same day		130% of upstream control station at the same tide of the same day	
Turbidity				
W1a	< 6.78 NTU	< 7.47 NTU	< 7.27 NTU	< 8.06 NTU
	120% of upstream control station at the same tide of the same day		130% of upstream control station at the same tide of the same day	
W2	< 5.69 NTU	< 5.76 NTU	< 6.51 NTU	< 6.15 NTU
	120% of upstream control station at the same tide of the same day		130% of upstream control station at the same tide of the same day	
W3	< 3.26 NTU	< 3.77 NTU	< 3.32 NTU	< 4.02 NTU
	120% of upstream control station at the same tide of the same day		130% of upstream control station at the same tide of the same day	
W4	< 4.09 NTU	-	< 4.55 NTU	-
	120% of upstream control station at the same tide of the same day		130% of upstream control station at the same tide of the same day	
W5	< 3.11 NTU	-	< 4.33 NTU	-
	120% of upstream control station at the same tide of the same day		130% of upstream control station at the same tide of the same day	
W6	< 3.94 NTU	-	< 4.18 NTU	-
	120% of upstream control station at the same tide of the same day		130% of upstream control station at the same tide of the same day	
W7	< 4.92 NTU	-	< 5.88 NTU	-
	120% of upstream control station at the same tide of the same day		130% of upstream control station at the same tide of the same day	
W8	-	Control Station	-	Control Station
W9	-	< 3.6 NTU	-	< 4.05 NTU
	120% of upstream control station at the same tide of the same day		130% of upstream control station at the same tide of the same day	
W10	-	< 4.37 NTU	-	< 4.48 NTU
	120% of upstream control station at the same tide of the same day		130% of upstream control station at the same tide of the same day	
W11	-	< 3.51 NTU	-	< 4.09 NTU
	120% of upstream control station at the same tide of the same day		130% of upstream control station at the same tide of the same day	

Monitoring Parameters

- 3.3.3. Dissolved Oxygen (DO), Dissolved Oxygen Saturation (DO%), temperature, pH, turbidity, salinity, suspended solid (SS) and water depth should be monitored at designated water quality monitoring stations. All parameters should be measured in-situ whereas SS should be determined by the laboratory. DO should be presented in mg/L and in % saturation.
- 3.3.4. Other relevant data should also be recorded, including monitoring location / position, time, tidal stages, weather conditions and any special phenomena or work underway at the construction site during the monitoring.

Monitoring Equipment

- 3.3.5. Based on the approved EM&A Manual, the monitoring equipment in **Table 3.10** were used for the in-situ measurement of water quality. A copy of the calibration certificates for the water quality monitoring equipment are provided in **Appendix D**.

Table 3.10 Water Quality Monitoring Equipment

Equipment	Model
DO and Temperature Meter, Salinity Meter, pH meter and Turbidimeter	YSI ProDSS (S/N: 21K101469)
Positioning Equipment	eTrex30
Water Depth Detector	Xyorca XY-453 (S/N: OA3500025)
Water Sampler	1120-1180 Vertical Alpha™ Bottles

Monitoring Methodology

Monitoring Position Equipment

- 3.3.6. A hand-held or boat-fixed type digital Differential Global Positioning System (DGPS) with way point bearing indication or other equipment instrument of similar accuracy, provided and used during water quality monitoring to ensure the monitoring vessel is at the correct location before taking measurements. DGPS or the equivalent instrument, calibrated at appropriate checkpoint (e.g., Quarry Bay Survey Nail at Easting 840683.49, Northing 816709.55) provided and used to ensure the monitoring station is at the correct position before taking measurement and water samples.

Sampler

- 3.3.7. A water sampler is required. It comprises a transparent PVC cylinder, with a capacity of not less than 2 litres, which can be effectively sealed with latex cups at both ends. The sampler have a positive latching system to keep it open and prevent premature closure until released by a messenger when the sampler is at the selected water depth (for example, Kahlsico Water Sampler or an approved similar instrument).

Water Depth Detector

- 3.3.8. A portable, battery-operated echo sounder used for the determination of water depth at each designated monitoring station. This unit can either be hand held or affixed to the bottom of the work boat, if the same vessel is to be used throughout the monitoring programme.

Dissolved Oxygen and Temperature Measuring Instrument

- 3.3.9. The instrument is a portable and weatherproof DO measuring instrument complete with cable and sensor and use a DC power source. The equipment is capable of measuring:
- a DO-level in the range of 0 - 20 mg/L and 0 - 200% saturation; and
 - a temperature of 0 - 45 degree Celsius with a capability of measuring to ± 0.1 degree Celsius.

- 3.3.10. It has a membrane electrode with automatic temperature compensation complete with a cable. Sufficient stocks of spare electrodes and cables should be available for replacement where necessary. (For example, YSI model 59 meter, YSI 5739 probe, YSI 5795A submersible stirrer with reel and cable or an approved similar instrument).
- 3.3.11. Salinity compensation was not built-in to the DO equipment, in-situ salinity measured to calibrate the DO equipment prior to each DO measurement.

Turbidity Measuring Instrument

- 3.3.12. Turbidity measured in-situ by the nephelometric method. The instrument is portable and weatherproof using a DC power source complete with cable, sensor and comprehensive operation manuals. It has a photoelectric sensor capable of measuring turbidity between 0 - 1000 NTU (for example, Hach model 2100P or an approved similar instrument). The cable is not less than 25m in length. The meter calibrated in order to establish the relationship between NTU units and the levels of suspended solids. The turbidity measurement carried out on split water sample collected from the same depths of suspended solids samples.

Salinity Measuring Equipment

- 3.3.13. A portable salinometer capable of measuring salinity in the range of 0 - 40 parts per thousand (ppt) provided for measuring salinity of the water at each monitoring location.

pH Measuring Equipment

- 3.3.14. The instrument consists of a potentiometer, a glass electrode, a reference electrode and a temperature-compensating device. It is readable to 0.1 pH in a range of 0 to 14. Standard buffer solutions of at least pH 7 and pH 10 used for calibration of the instrument before and after use. Details of the method should comply with APHA, 19th Edition 4500-HTB.

Sample Containers and Storage

- 3.3.15. Water samples for SS determination stored in high density polythene bottles with no preservative added, packed in ice (cooled to 4°C without being frozen) and delivered to the laboratory and analysed as soon as possible after collection. Sufficient volume of samples collected to achieve the detection limit.

Calibration of In-situ Instruments

- 3.3.16. All in-situ monitoring instruments checked, calibrated and certified by a laboratory accredited under HOKLAS or any other international accreditation scheme before use and subsequently re-calibrated at 3 monthly intervals throughout all stages of the water quality monitoring. Responses of sensors and electrodes checked with certified standard solutions before each use. Wet bulb calibration for a DO meter carried out before measurement at each monitoring location.
- 3.3.17. For the on-site calibration of field equipment, the BS 127:1993, Guide to Field and On-Site Test Methods for the Analysis of Water is observed.
- 3.3.18. Sufficient stocks of spare parts maintained for replacements when necessary. Backup monitoring equipment also made available so that monitoring can proceed uninterrupted even when some equipment are under maintenance, calibration, etc.

Laboratory Measurement/Analysis

- 3.3.19. Analysis of suspended solids carried out in a HOKLAS or another international accredited laboratory. Sufficient water samples (i.e. not less than 2 litres) collected at the monitoring stations for carrying out the laboratory SS determinations, with detection limit shown in **Table 3.11**. All samples assigned a unique code and accompanied by Chain of Custody (COC) sheets.
- 3.3.20. The SS determination work start within 24 hours after collection of the water samples. The analyses follow the standard methods according to **Table 3.11** and as described in “American Public Health Association (APHA) Standard Methods for the Examination of Water and Wastewater”, 21st edition, unless otherwise specified.

Table 3.11 Analytical Methods to be applied to Water Quality Samples

Determinant	Standard Method	Detection Limit
Suspended Solids (mg/L)	APHA 2540 D	0.1 mg/L

- 3.3.21. For the purpose of QA/QC, all QA/QC results including blank, spike recovery, number of duplicate samples per batch, etc. reported in accordance with the requirement of HOKLAS or international accredited scheme.
- 3.3.22. Additional duplicate samples may require by EPD for inter laboratory calibration. Remaining samples after analysis kept by the laboratory for 3 months in case repeat analysis is required. If in-house or non-standard methods are proposed, details of the method verification may also require submitting to EPD. In any circumstance, the sample testing has comprehensive quality assurance and quality control programmes. The laboratory prepares to demonstrate the programmes to EPD or his representatives when requested.

Monitoring Locations

- 3.3.23. The monitoring station for water quality monitoring pertinent to the Project has been identified based on the approved EM&A Manual for TME of the Project. W1a was used as the alternative baseline water quality monitoring location of W1 to tally with the figure in the EM&A Manual. The location of the water quality monitoring stations is shown in **Table 3.12** and shown in **Figure 3.3**.

Table 3.12 Locations of Water Quality Monitoring Stations

Monitoring Station No.	Description	Coordinates	
		Easting	Northing
<i>Ebb Tide</i>			
W1a ⁽¹⁾	Control Station	815248	828328
W2	Impact Station	815152	827793
W3	Impact Station	814910	827397
W4	Impact Station	814842	827316
W5	Impact Station	814729	826983
W6	Impact Station	814732	826890
W7	Impact Station	814715	826771
<i>Flood Tide</i>			
W8	Control Station	814789	826682
W9	Impact Station	814693	826816
W10	Impact Station	814717	826927
W11	Impact Station	814759	827168
W3	Impact Station	814910	827397
W2	Impact Station	815152	827793

Monitoring Station No.	Description	Coordinates	
		Easting	Northing
W1a ⁽¹⁾	Impact Station	815248	828328

Notes:

- (1) Due to the inconsistency between the coordinates of W1 (E815248, N828328) in Table 4.1 and the location of W1 (E815248, N828262) shown in Figure No. C1502/C/TME/ACM/M60/401 of the approved EM&A Manual, and owing to the inaccessibility to W1 during construction phase, W1a (E815248, N828328) was proposed and approved as alternative monitoring location.

Monitoring Schedule for the Reporting Month

3.3.24. No water quality monitoring was conducted in December 2023 due to no construction work in reporting month.

4. Implementation Status of Environmental Mitigation Measures

- 4.1.1. The Contractor has implemented environmental mitigation measures and requirements as stated in the EIA Report, the EP and EM&A Manual. The implementation status of the environmental mitigation measures during the reporting period is summarized in **Appendix C**.

5. Monitoring Results

5.1. Construction Dust Monitoring

- 5.1.1. No dust monitoring was conducted in December 2023 due to no construction work in reporting month.
- 5.1.2. The event and action plan is annexed in **Appendix F**.

5.2. Regular Construction Noise Monitoring

- 5.2.1. No noise monitoring was conducted in December 2023 due to no construction work in reporting month.
- 5.2.2. The event and action plan is annexed in **Appendix F**.

5.3. Water Quality Monitoring

- 5.3.1. No construction works were conducted in Tuen Mun River in the reporting month, therefore, no water quality monitoring was conducted.
- 5.3.2. The event and action plan is annexed in **Appendix F**.

5.4. Waste Management

- 5.4.1. C&D materials and wastes sorting were carried out on site. Receptacles were available for C&D wastes and general refuse collection.
- 5.4.2. As advised by the Contractor, no inert C&D material was generated and disposed of at landfill in the reporting month. The waste flow table and disposal location for different wastes for this reporting month is presented in **Table 5.1** and the cumulative waste flow table is annexed in **Appendix H**.

Table 5.1 Quantities of Waste Generated and Disposal Location in the Reporting Month

December 2023	Quantities of Waste						
	Inert C&D Materials (in m ³)	Chemical Waste (in '000 kg)	Others, e.g. General Refuse disposed at Landfill (in '000 kg)	Non-inert C&D Materials			
				Recycled Materials			
				Paper / cardboard (in '000 kg)	Plastics (in '000 kg)	Metals (in '000 kg)	Yard Waste (in '000 kg)
-	-	-	-	-	-	-	-
Disposal Locations	NA	NA	NA	NA	NA	NA	NA

- 5.4.3. The Contractor is advised to properly maintain on site C&D materials and wastes collection, sorting and recording system and maximize reuse / recycle of C&D materials and wastes.

5.4.4. All dump trucks for C&D materials transportation and disposal will be equipped with Global Positioning System (GPS) for real-time tracking and monitoring of their travel routings and parking locations.

5.5. Ecology

5.5.1. Regular site inspections were conducted. No work was carried out in Tuen Mun River Channel and within the 100m buffer zone of the Tuen Mun Park Night Roost in the reporting month. A summary of the site inspection is provided on **Appendix C**. The observations and recommendations made during the site inspections are presented in **Table 6.1**.

5.6. Landscape and Visual

5.6.1. Regular site inspections were conducted. No tree felling and no tree transplanting was carried out in the reporting month. A summary of the site inspection is provided on **Appendix C**. The observations and recommendations made during the site inspections are presented in **Table 6.1**.

6. Environmental Site Inspection and Audit

- 6.1.1. Site inspections were carried out on a weekly basis and started from 21 December 2023 to monitor the implementation of proper environmental pollution control and mitigation measures for the Project. A summary of the mitigation measures implementation schedule is provided in **Appendix C**.
- 6.1.2. In the reporting month, 2 site inspections were carried out on 21 and 28 December 2023. Joint inspections with the IEC, ER, the Contractor and the ET were conducted on 28 December 2023. No noncompliance was recorded during the site inspection. Details of observations recorded during the site inspections are presented in **Table 6.1**.

Table 6.1 Observation and Recommendations of Site Audit

Parameters	Date	Observations and Recommendations	Follow-up
Air Quality	N. A.	Nil	Nil
Noise	N. A.	Nil	Nil
Water Quality	N. A.	Nil	Nil
Waste/ Chemical Management	28 Dec 2023	The Contractor was reminded to perform on-site sorting within site area. (Reminder)	The Contractor was noted to perform on-site sorting within site area.
Ecology	N. A.	Nil	Nil
Landscape & Visual	28 Dec 2023	The Contractor was advised to provide proper tree protection zone for transplant tree at A16.	The Contractor has provided proper tree protection zone for transplant tree at A16.
Permits/ Licenses	28 Dec 2023	The Contractor was reminded to display the EP at work area at Wu King Road Park. (Reminder)	The Contractor has displayed the EP at work area at Wu King Road Park.

- 6.1.3. All follow-up actions requested by Contractor's ET and IEC during the site inspection were undertaken as reported by the Contractor and confirmed in the following weekly site inspection conducted during the reporting period.

7. Environmental Non-Conformance

7.1. Summary of Monitoring Exceedances

- 7.1.1. No dust monitoring was conducted in December 2023 due to no construction work in reporting month.
- 7.1.2. No noise monitoring was conducted in December 2023 due to no construction work in reporting month.
- 7.1.3. No construction works was conducted at the Tuen Mun River Channel, hence no water quality monitoring was conducted in the reporting month.
- 7.1.4. Summary of Notification of Exceedance is provided in **Table 7.1**.

Table 7.1 Summary of Notification of Exceedance

Environmental Parameter	No. of Exceedance This Month		Cumulative No. of Exceedance Project-to-Date		
	Exceeded Level	Action Level	Limit Level	Action Level	Limit Level
Air Quality (Construction Dust – 1-hour TSP)	0	0	0	0	0
Noise (Construction Dust – Leq(30 min), dB(A))	0	0	0	0	0
Water	0	0	0	0	0
Total	0	0	0	0	0

7.2. Summary of Environmental Non-Compliance

- 7.2.1. No environmental non-compliance was recorded in the reporting month.

7.3. Summary of Environmental Complaints

- 7.3.1. No environmental complaint was recorded in the reporting month.

7.4. Summary of Environmental Summon and Successful Prosecutions

- 7.4.1. No environmental related prosecution or notification of summons was received in the reporting month. Cumulative statistics on complaints, notification of summons and successful prosecutions is provided in **Appendix G**.

8. Further Key Issues

8.1. Construction Programme for the Next Three Month

8.1.1. The major construction works between January 2024 to March 2024 will be:

Table 8.1 Major Construction for the Next Three Month

Location	Site Activities
Tuen Mun River West Bank	Site Clearance and Tree Felling
Wu Sha Road Recreation Playground	Site Clearance and Tree Felling
Pet Garden & Eastern Garden	Site Clearance and Tree Felling
A16 (i.e. Tuen Mun Swimming Pool)	Construction of Temporary Platform, Site Clearance and Tree Felling, Preparation for Tree Transplantation and Pre-drilling Works
Tuen Mun Ferry Pier	Site Clearance and Tree Felling
Wu King Road	Site Clearance and Tree Felling
Loading and Unloading Area 2	Construction of Site Office, Site Clearance and Tree Felling
Viaduct on Tuen Mun River Channel	Preparation for construction of temporary platform

8.2. Key Issues for the Coming Month

8.2.1. Potential environmental impacts arising from the above construction activities are mainly associated with construction dust, construction noise, water quality, waste management, landscape and ecology.

8.3. Monitoring Schedule for the Next Two Month

8.3.1. The tentative schedules for dust and noise monitoring in January 2024 and water quality monitoring in January and February 2024 are provided in **Appendix E**.

9. Conclusions and Recommendation

9.1. Conclusions

- 9.1.1. No construction works were carried out in the reporting month, hence no dust and noise monitoring works were conducted.
- 9.1.2. No construction works were carried out in Tuen Mun River in the reporting month, therefore, no water quality monitoring was conducted.
- 9.1.3. 2 nos. of environmental site inspections were carried out in December 2023. Recommendations for environmental site improvement were given to the Contractor for the deficiencies identified during the site audit.
- 9.1.4. No complaint was received in the reporting month.
- 9.1.5. No notification of summons and successful prosecution were received in the reporting month.

9.2. Recommendations

- 9.2.1. According to the environmental site inspections performed in the reporting month, the following recommendations were provided:

Air Quality Impact

- No specific observation was identified in the reporting month.

Construction Noise Impact

- No specific observation was identified in the reporting month.

Water Quality Impact

- No specific observation was identified in the reporting month.

Chemical and Waste Management

- Ensure to perform on-site sorting within site area.
- Provide recycling bins for recyclables, such as aluminium cans, paper and cleansed plastic containers.

Ecology

- No specific observation was identified in the reporting month.

Landscape & Visual Impact

- Provide proper tree protection zone for transplant tree at A16.

Permits/licenses

- Ensure to display the EP at different work areas.

Figures 2.1 Site Layout Plan

Maps reproduced with permission of the Director of Lands, © Hong Kong Government

PLOT NO.:
MODEL NAME:
FILE NAME:

REV	DESCRIPTION	BY	DATE	APPROVED	REV	DESCRIPTION	BY	DATE	APPROVED

DRAWN	
DESIGNED	
CHECKED	
APPROVED	
DATE	

MTR

TUEN MUN SOUTH EXTENSION

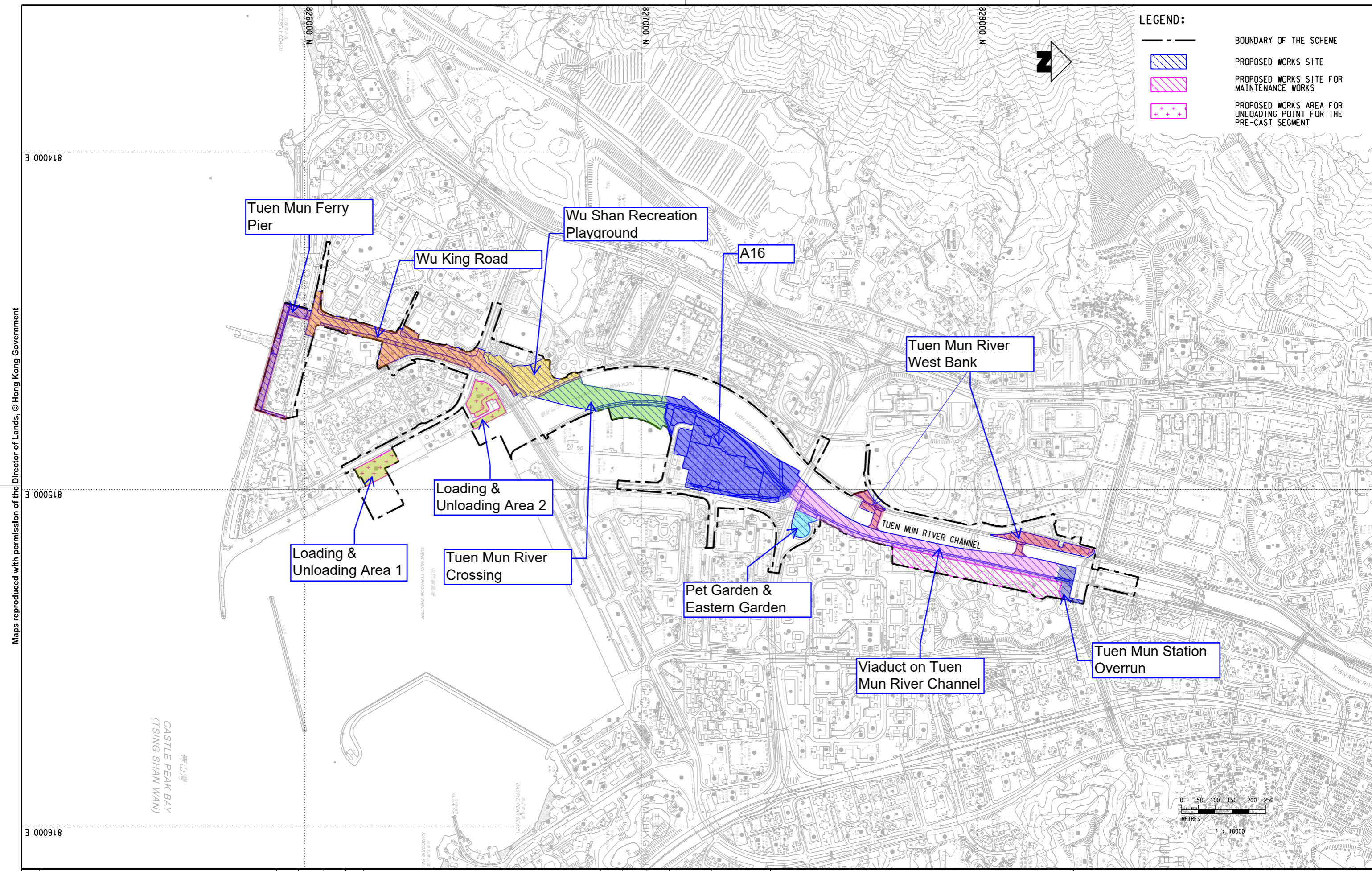
ORIGINATOR

CRBC **Build King**

CRBC-Build King Joint Venture

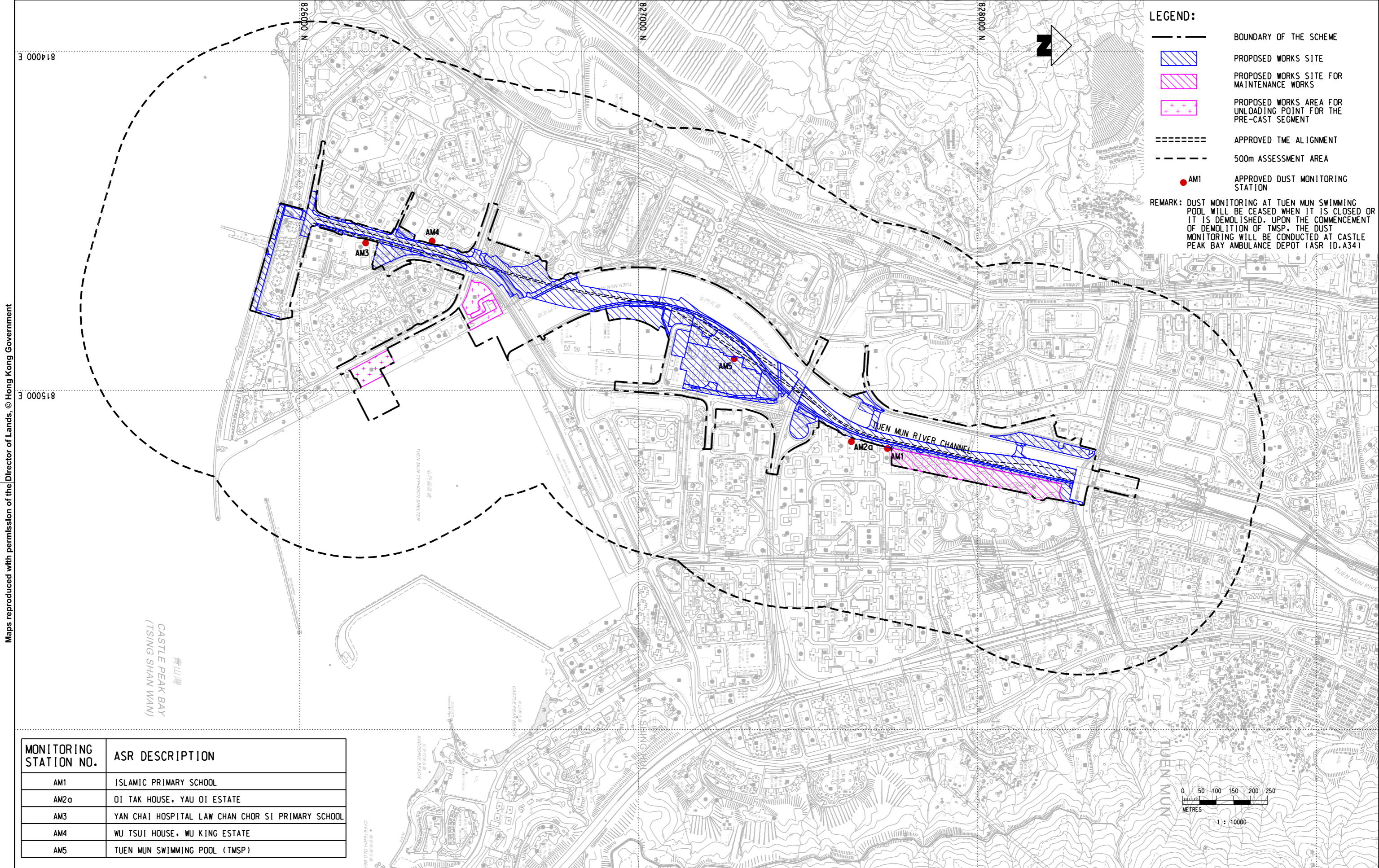
CADD REF.

TITLE	CONTRACT 1500 SITE LAYOUT PLAN	
SCALE	1:10000 (A3)	FIGURE NO. FIGURE 2.1
REV.		



DO NOT SCALE DRAWINGS. ALL DIMENSIONS SHALL BE VERIFIED ON SITE.
© MTR CORPORATION LIMITED 2008. COPYRIGHT IN RESPECT OF THIS DRAWING / DOCUMENT IS OWNED BY THE MTR CORPORATION LIMITED OF HONG KONG. NO REPRODUCTION OF THE DRAWING / DOCUMENT OR ANY PART BY WHATEVER MEANS IS PERMITTED WITHOUT THE PRIOR WRITTEN CONSENT OF THE MTR CORPORATION LIMITED.

Figures 3.1 Locations of Construction Dust Monitoring Stations



- LEGEND:**
- BOUNDARY OF THE SCHEME
 - PROPOSED WORKS SITE
 - PROPOSED WORKS SITE FOR MAINTENANCE WORKS
 - PROPOSED WORKS AREA FOR UNLOADING POINT FOR THE PRE-CAST SEGMENT
 - APPROVED TME ALIGNMENT
 - 500m ASSESSMENT AREA
 - AM1 APPROVED DUST MONITORING STATION

REMARK: DUST MONITORING AT TUEN MUN SWIMMING POOL WILL BE CEASED WHEN IT IS CLOSED OR IT IS DEMOLISHED. UPON THE COMMENCEMENT OF DEMOLITION OF TMSP, THE DUST MONITORING WILL BE CONDUCTED AT CASTLE PEAK BAY AMBULANCE DEPOT (ASR ID.A34)

MONITORING STATION NO.	ASR DESCRIPTION
AM1	ISLAMIC PRIMARY SCHOOL
AM2a	OI TAK HOUSE, YAU OI ESTATE
AM3	YAN CHAI HOSPITAL LAW CHAN CHOR SI PRIMARY SCHOOL
AM4	WU TSUI HOUSE, WU KING ESTATE
AM5	TUEN MUN SWIMMING POOL (TMSP)

PLOT DRY:
MODEL NAME:
FILE NAME:

REV	DESCRIPTION	BY	DATE	APPROVED	REV	DESCRIPTION	BY	DATE	APPROVED

DRAWN	
DESIGNED	
CHECKED	
APPROVED	
DATE	

MTR

TUEN MUN SOUTH EXTENSION

ORIGINATOR

CRBC 中國路橋 **Build King**

CRBC-Build King Joint Venture

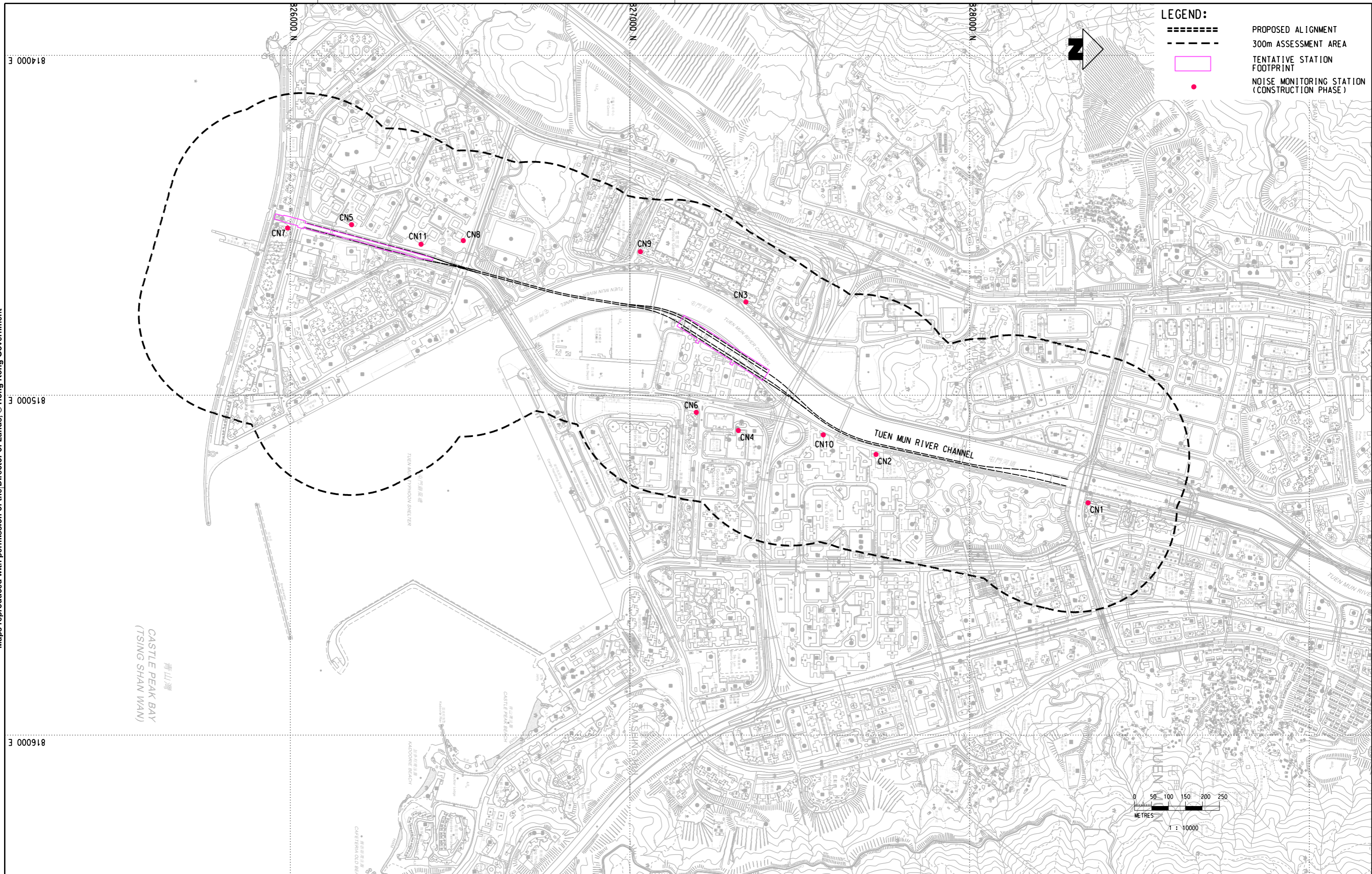
CADD REF.

TITLE	CONTRACT 1500 LOCATIONS OF DUST MONITORING STATIONS	
SCALE	1:10000 (A3)	FIGURE NO.
		FIGURE 3.1
REV.		A

Figures 3.2 Locations of Construction Noise Monitoring Stations

Maps reproduced with permission of the Director of Lands, © Hong Kong Government

PLOT NO.:
MODEL NAME:
FILE NAME:



REV	DESCRIPTION	BY	DATE	APPROVED	REV	DESCRIPTION	BY	DATE	APPROVED

DRAWN	
DESIGNED	
CHECKED	
APPROVED	
DATE	

MTR

TUEN MUN SOUTH EXTENSION

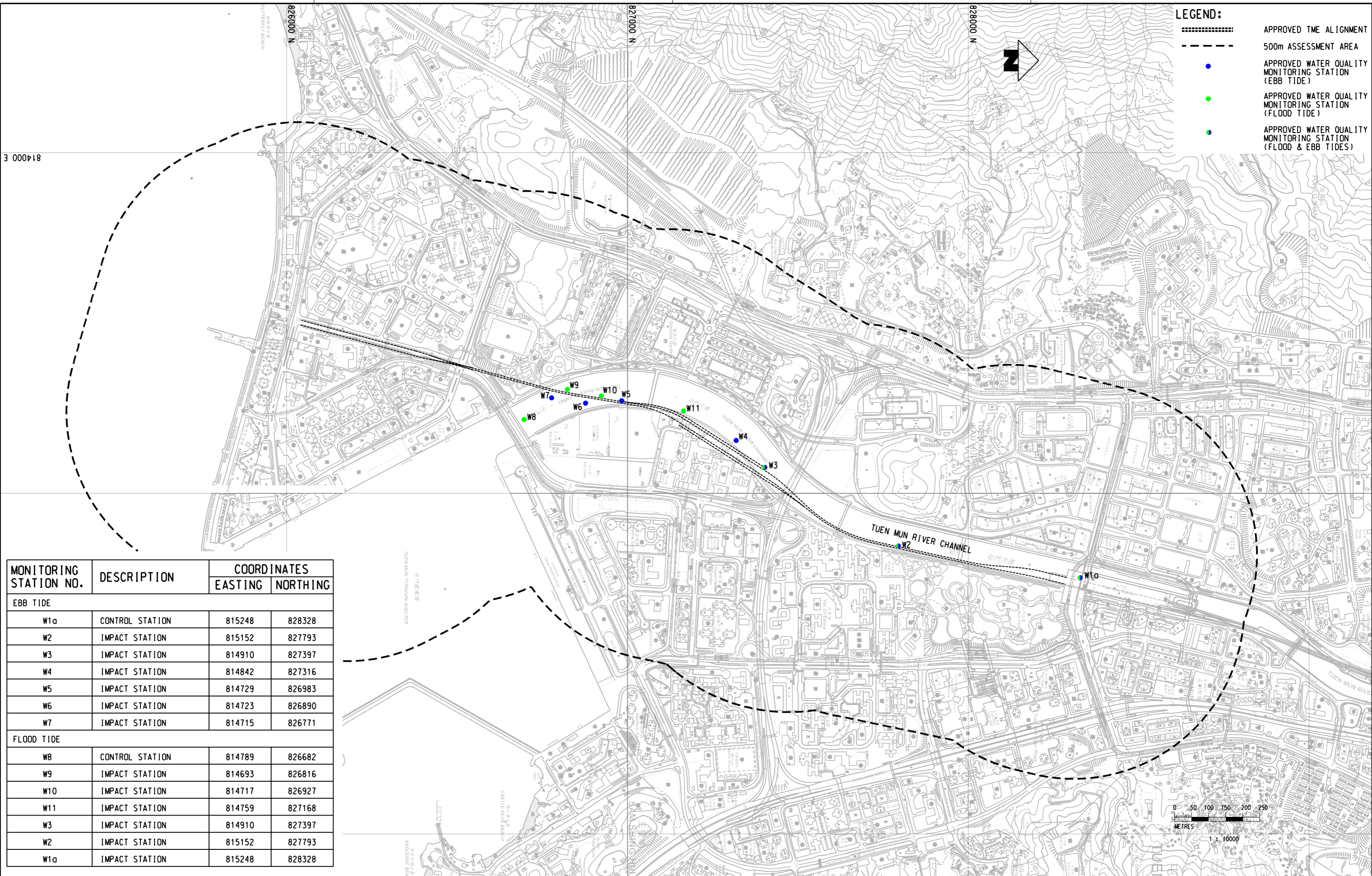
ORIGINATOR

中國路權
CRBC
BuildKing
CRBC-Build King Joint Venture

CADD REF. C1502_C_TME_ACM_M60_301.dgn

TITLE		CONTRACT 1500 LOCATIONS OF CONSTRUCTION NOISE MONITORING STATIONS	
SCALE	FIGURE NO.	FIGURE 3.2	REV.
1:10000 (A3)			A

Figure 3.3 Locations of Water Quality Monitoring Stations



LEGEND:

- APPROVED TME ALIGNMENT
- - - - - 500m ASSESSMENT AREA
- APPROVED WATER QUALITY MONITORING STATION (EBB TIDE)
- APPROVED WATER QUALITY MONITORING STATION (FLOOD TIDE)
- APPROVED WATER QUALITY MONITORING STATION (FLOOD & EBB TIDES)

MONITORING STATION NO.	DESCRIPTION	COORDINATES	
		EASTING	NORTHING
EBB TIDE			
W1a	CONTROL STATION	815248	828328
W2	IMPACT STATION	815152	827793
W3	IMPACT STATION	814910	827397
W4	IMPACT STATION	814842	827316
W5	IMPACT STATION	814729	826983
W6	IMPACT STATION	814723	826890
W7	IMPACT STATION	814715	826771
FLOOD TIDE			
W8	CONTROL STATION	814789	826682
W9	IMPACT STATION	814693	826816
W10	IMPACT STATION	814717	826927
W11	IMPACT STATION	814759	827168
W3	IMPACT STATION	814910	827397
W2	IMPACT STATION	815152	827793
W1a	IMPACT STATION	815248	828328

REV	DESCRIPTION	BY	DATE	APPROVED	REV	DESCRIPTION	BY	DATE	APPROVED

DRAWN	
DESIGNED	
CHECKED	
APPROVED	
DATE	

MTR

TUEN MUN SOUTH EXTENSION

ORIGINATOR

CRBC-Build King Joint Venture

CADD REF. _____

TITLE		CONTRACT 1500	
		LOCATIONS OF WATER QUALITY MONITORING STATIONS	
SCALE	FIGURE NO.	REV.	
1:10000 (A3)	FIGURE 3.3	A	

Appendix A Tentative Construction Programme

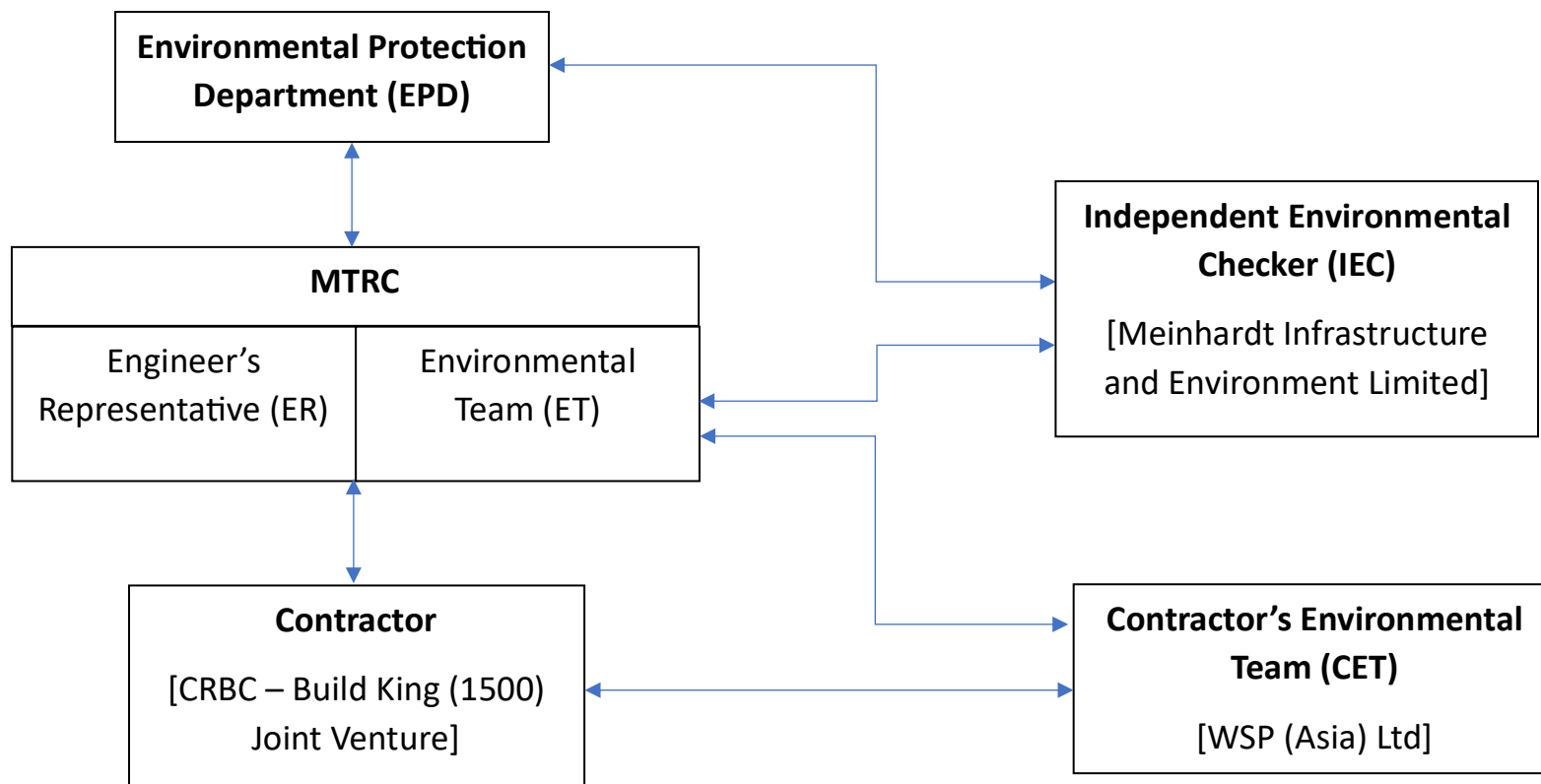
MTR CONTRACT 1500 - TME STATIONS, VIADUCTS AND RIVER CROSSING

Tentative Three Month Rolling Programme

Activity Name	December,23	January,24	February,24	March,24
CONTRACT 1500 - TME STATIONS, VIADUCTS AND RIVER CROSSING				
Site Establishment				
Wu Shan Recreation Playground				
Erection of hoarding and gate				
Hoi Wong Road Garden (Pet Garden) and TM River (Eastern Bank) Garden				
Construct site entracne and haul road				
Erection of hoarding and water filled barrier				
Site Establishment for Viaduct Between A16 Station and TRB-South of A16 Station				
Installation of water filled barrier with panel				
Site Establishment for Viaduct Between A16 Station and TUM				
Erection of hoarding and gate				
Site Establishment at 1502.A1 and 1502.A2				
Site Clearance for 1502.A1 and 1502.A2				
Site Clearance, Tree Felling and Tree Transplantation				
Tree Removal and Transplanting in 1501.W1 (Pui To Raod (s) Rest Garden)(Tuen Mun River West Bank)				
Tree Removal & Transplantation for A16 Station (Tree Preservation & Removal Proposal, TPRP-TM16 & TM17)				
Ground Investigation / Pre-drilling				
Ground Investigation/ Pre-drilling for A16 Station, Feeder Sub-station and Cooling Tower				
G.I. Fieldworks				
A16 Station - Carry-out predrilling works				
A16 STATION				
Preliminary Site Works				
Construct Seawall Block Wall at the edge of the land and Backfill				
Pipe Pile				
Platform Decking				
Precast Concrete Block, Placing seawall blocks				
Placing Geotextile, Compacted Rockfill, Paving, and Traffic Furnitures				
TUEN MUN SOUTH STATION				
Tree Removal/Demolition of Planter/Formation of Temporary Bus Lay-By				
VIADUCT (Viaduct Between A16 Station and TUM) (Tuen Mun River West Bank)				
Temporary Working Platform				
Installation of silt curtain for temporary working platform				

Appendix B Project Organization Structure

Appendix B Project Organization Structure



Appendix C Project Implementation Schedule of Environmental Mitigation Measures

Appendix C – Implementation Schedule of Environmental Mitigation Measures

EIA Ref.	Recommended Mitigation Measures	Objectives of the Recommended Measures and Main Concern to Address	Implementation Agent	Location of the Measures	Implementation Stage	Requirements	Implementation Status
Air Quality (Construction Phase)							
S3.9.1	Watering once every 2 hours on heavy construction work areas to reduce dust emission by 91.7%. Any potential dust impact and watering mitigation would be subject to the actual site condition.	To minimize dust impacts	Contractor	All works sites & areas identified with heavy construction works	Construction phase	Air Pollution Control Ordinance (APCO)	Implemented
S3.10.2	<p>Dust suppression measures stipulated in the Air Pollution Control (Construction Dust) Regulation and good site practices should be carried out to further minimize construction dust impact:</p> <ul style="list-style-type: none"> • Use of regular watering to reduce dust emissions from exposed site surfaces and unpaved roads, particularly during dry weather. • Side enclosure and covering of any aggregate or dusty material storage piles to reduce emissions. Where this is not practicable owing to frequent usage, watering should be applied to aggregate fines. • Open stockpiles should be avoided or covered. Where possible, prevent placing dusty material storage piles near ASRs. • Covering of all dusty materials on vehicles transported to, from and between site locations. • Establishment and use of vehicle wheel and body washing facilities at the exit points of the site. • Provision of not less than 2.4m high hoarding from ground level along site boundary where adjoins 	To minimize dust impacts	Contractor	All works sites / areas	Construction phase	Air Pollution Control Ordinance (APCO)	Implemented

EIA Ref.	Recommended Mitigation Measures	Objectives of the Recommended Measures and Main Concern to Address	Implementation Agent	Location of the Measures	Implementation Stage	Requirements	Implementation Status
	<p>a road, streets or other accessible to the public except for a site entrance or exit.</p> <ul style="list-style-type: none"> • Imposition of speed controls for vehicles on unpaved site roads. • Where possible, routing of vehicles and positioning of construction plant should be at the maximum possible distance from ASRs. • Instigation of an environmental monitoring and auditing program to monitor the construction process in order to enforce controls and modify method of work if dusty conditions arise. 						
S3.10.3	<p>Below measures should be implemented as a good practice:</p> <ul style="list-style-type: none"> • Proper planning of site layout to locate the machinery and dusty activities (e.g. haul roads and stockpiling areas) away from nearby air sensitive uses such as soccer pitch and basketball court as far as practicable. • Provision of at least 2.4 m or higher hoarding from ground level along works site boundary close to the basketball court; and • Adopt more frequent watering (e.g. once every hour) to reduce dust emissions from the exposed site surfaces, if any. 	To implement as a good practice	Contractor	Works sites located at the junction of Wu King Road and Wu Yuet Street	Construction phase	Air Pollution Control Ordinance (APCO)	N/A
S3.10.4	<p>Below measures should be applied as far as practicable:</p> <ul style="list-style-type: none"> • Connect construction plant and equipment to main electricity 	To minimize the exhaust emission from NRMMs	Contractor	All works sites/areas	Construction phase	Air Pollution Control Ordinance (APCO)	Implemented

EIA Ref.	Recommended Mitigation Measures	Objectives of the Recommended Measures and Main Concern to Address	Implementation Agent	Location of the Measures	Implementation Stage	Requirements	Implementation Status
	supply and avoid use of diesel generators and diesel-powered equipment; <ul style="list-style-type: none"> • Avoid usage of exempted NRMMS as far as practicable; and • Deploy electrified NRMMS as far as practicable 						
Noise Impact (Construction Phase)							
S4.5.17 to S4.5.18	The site practices listed below should be followed during construction: <ul style="list-style-type: none"> • Only well-maintained plant should be operated on-site and plant should be serviced regularly during construction. • Silencers or mufflers on construction equipment should be utilised and should be properly maintained during construction. • Mobile plant, if any, should be sited as far from NSRs as possible. • Machine and plant (such as trucks) that may be in intermittent use should be shut down between work periods or should be throttled down to a minimum. • The engine of lorry should be switched off after arriving the unloading position; • Plant known to emit noise strongly in one direction should, wherever possible, be orientated so that the noise is directed away from the nearby NSRs. • Material stockpiles and other structures should be effectively utilised, wherever practicable, in 	To reduce impacts to surrounding NSRs	Contractor	All works sites/areas where applicable	Construction phase	TM-EIAO	Implemented

EIA Ref.	Recommended Mitigation Measures	Objectives of the Recommended Measures and Main Concern to Address	Implementation Agent	Location of the Measures	Implementation Stage	Requirements	Implementation Status
	<p>screening noise from on-site construction activities.</p> <p>In addition, the "Recommended Pollution Control Clauses for Construction Contracts" published by the EPD should be adopted in the Contract Specification for the Contractor to follow and implement relevant measures and good site practices in minimising noise impact.</p>						
S4.5.19 to S4.5.22	<p><i>Quiet Construction Method / Powered Mechanical Equipment</i></p> <p>Mitigation measure such as the use of quiet PME/ QPME/Press-in Method/quieter demolition equipment is recommended. The contractors may adopt alternative quiet PME as long as it can be demonstrated that they would not result in construction noise impacts worse than those predicted in the EIA report.</p>	To reduce impact to affected NSRs	Contractor	All works sites/areas where applicable	Construction phase	TM-EIAO	N/A
S4.5.23 to S4.5.26	<p><i>Use of Noise Barrier, Noise Insulating Fabric and Noise Enclosure</i></p> <p>Noise barriers or enclosures would be erected to provide screening from the construction plant. Noise barriers will become more effective when located immediately adjacent to the PME and can reduce the noise level by up to 5 dB(A) and 10 dB(A) for mobile and stationary plants, respectively. The Contractor should be responsible for design of the noise barrier with due</p>	To reduce impact to affected NSRs	Contractor	All works sites/areas where applicable	Construction phase	TM-EIAO	N/A

EIA Ref.	Recommended Mitigation Measures	Objectives of the Recommended Measures and Main Concern to Address	Implementation Agent	Location of the Measures	Implementation Stage	Requirements	Implementation Status
	<p>consideration given to the size of the PME and the requirement of intercepting the line of sight between the NSRs and PME. A typical design which has been used locally is a wooden framed barrier with a small cantilevered upper portion of superficial density no less than 14kg/m² on a skid footing with 25mm thick internal sound absorptive lining. Purpose-built acoustics barrier can be used to screen noise from particular items of PME or noisy construction activities. The direct line of sight between the PME and the NSRs should be totally screened by a substantial barrier such that the PME will not be visible when viewed from any window, door or other opening in any façade of the NSR. Noise barriers should be erected/built in such a way that there will be no openings or gaps on the joints. The noise barriers should be long enough (e.g. at least five times greater than its height) or be bent around the noise sources to ensure the effectiveness of the noise barriers. Noise insulating fabric (the Fabric) is proposed to install for PME such as piling rigs and drilling rigs and the Fabric should be lapped such that there would be no opening or gaps on the joints.</p> <p>The use of full enclosure is proposed to shelter the noise from stationary plants. The minimum surface density of the enclosure panel should achieve 14 kg/m² and lined with noise absorption material internally.</p>						

EIA Ref.	Recommended Mitigation Measures	Objectives of the Recommended Measures and Main Concern to Address	Implementation Agent	Location of the Measures	Implementation Stage	Requirements	Implementation Status
S4.5.27 to S4.5.28	<p><i>Use of soundproof hammer bracket for hydraulic breaker</i></p> <p>Excavator mounted hydraulic breakers would be required for the realignment of Wu King Road (West) and removal of central median at Wu King Road. To minimise the noise impact to surrounding NSR, the Contractor should install soundproof hammer bracket for the hydraulic breakers. According to the "Best Practice Guide for Environmental Protection on Construction Sites"¹, page 6-10, published by Hong Kong Construction Association, May 2013, excavator-mounted breaker with soundproof hammer bracket can provide a noise reduction of up to 10dB(A). The bracket should be made of special alloy and the inside of it is lined with sound insulation material. The soundproof hammer bracket should be used together with a purpose-built barrier to achieve total of 15 dB(A) noise reduction. The Contractor should verify the overall noise reduction performance of the sound-proof bracket and the purpose-built barrier or other equivalent noise mitigation measures before using the hydraulic breaker for the realignment and removal of central median of Wu King Road.</p> <p>Apart from the use of soundproof hammer bracket, alternatively, quieter construction equipment/method, such as, use of medium duty hydraulic</p>	To reduce impact to affected NSRs	Contractor	Works sites/areas for the realignment of Wu King Road (West) and removal of central median at Wu King Road	Construction phase	EIAO-TM	N/A

EIA Ref.	Recommended Mitigation Measures	Objectives of the Recommended Measures and Main Concern to Address	Implementation Agent	Location of the Measures	Implementation Stage	Requirements	Implementation Status
	breaker and quieter type blade saw and high pressure water jetting could possibly be used to reduce noise impact to the surrounding NSRs subject to the site condition. The contractors should explore and adopt quieter construction equipment/method as far as practicable.						
S4.5.29	<p><i>Mitigation Measures for Construction Works During Restricted Hours</i></p> <p>The Contractor(s) should avoid conducting construction activities during restricted hours as far as practicable. If such construction activities are unavoidable, the Contractor(s) should adopt quieter construction methods such as use of QPME, quieter PME, quieter construction method (such as use of hydraulic crusher/wire saw/hand-held concrete crusher instead of hydraulic breaker for demolition works), purpose-built noise barrier and noise enclosure for construction activities during restricted hours to ensure compliance with the NCO and relevant TM. The effectiveness and practicality of all these identified measures should be investigated and verified during the design, tendering and implementation stage of the construction works.</p>	To reduce impact to affected NSRs	Contractor	All works sites/areas where applicable	Construction phase	EIAO-TM, NCO	N/A
S4.5.31	There are other NSRs (e.g. education institutions, clinics and homes for the aged) located on the ground floor of	To reduce impact to affected NSRs	Contractor	All works sites/areas near	Construction phase	EIAO-TM	N/A

EIA Ref.	Recommended Mitigation Measures	Objectives of the Recommended Measures and Main Concern to Address	Implementation Agent	Location of the Measures	Implementation Stage	Requirements	Implementation Status
	<p>Wu Tsui House and Wu Boon House that may have direct line of sight to the proposed works areas. Similar to the education institutions, those NSRs were noise insulated with air conditioners and thus the sensitive room do not rely on opened windows for ventilation. The Contractor should closely liaise with the representatives of those education institutions / clinics / homes for the aged to confirm that air conditioners would be used during normal school days and examination periods for education institutions and during the normal operation of the clinics and homes for the aged. Otherwise, further noise mitigation measures in form of schedule of works/work area arrangement, as listed below, should be implemented to ensure the compliance of EIAO-TM criteria. Proposed further mitigations measures are listed below:</p> <p><i>Islamic Primary School (IPS)</i></p> <ul style="list-style-type: none"> • During the site clearance and reinstatement works of Work Site (WS) 2.1, 2.3, 2.4, 2.4a, 2.4b, 2.5, 3.1, 3.2, 3.4, 3.6, 4.2a, dump trucks / mobile cranes/road roller should not be used very close to IPS. One dump truck / mobile crane / road roller would need to maintain 11m setback from IPS and the other one would need to maintain at least 30m from IPS; • During site clearance of Work Site (WS) 2.1, 2.3, 2.4, 2.4a, 2.4b, 2.5, 			concerned NSRs			

EIA Ref.	Recommended Mitigation Measures	Objectives of the Recommended Measures and Main Concern to Address	Implementation Agent	Location of the Measures	Implementation Stage	Requirements	Implementation Status
	<p>3.1, 3.2, 3.4, 3.6, 4.2a, only 1 electric chain saw can be operated in the vicinity of IPS and the operation of electric chain saw and the generator would need to maintain 10m setback from IPS;</p> <ul style="list-style-type: none"> • If a drill rig would be operated close to IPS (i.e. at 23m from IPS) in Zone 2a.1, other two drill rigs should maintain at least 34m away from IPS. The Contractor should review this further mitigation measure if there is any update on pier locations during the construction stage to ensure the compliance of EIAO criteria; • Piling works in Zone Z2a.1 should maintain at least 27m away from the IPS; and • The Contractor should liaise with the school representative(s) to obtain the examination schedule so as to avoid noisy construction activities during school examination periods. <p><i>Oi Lai House (OL1)</i></p> <ul style="list-style-type: none"> • During the site clearance and reinstatement works of Work Site (WS) 2.1, 2.3, 2.4, 2.4a, 2.4b, 2.5, 3.1, 3.2, 3.4, 3.6, 4.2a, dump trucks / mobile cranes should not be used very close to OL1. One dump truck / mobile crane would need to maintain 7m setback from OL1 and the other one would need to 						

EIA Ref.	Recommended Mitigation Measures	Objectives of the Recommended Measures and Main Concern to Address	Implementation Agent	Location of the Measures	Implementation Stage	Requirements	Implementation Status
	<p>maintain at least 12m from OL1; and</p> <ul style="list-style-type: none"> • During site clearance of Work Site (WS) 2.1, 2.3, 2.4, 2.4a, 2.4b, 2.5, 3.1, 3.2, 3.4, 3.6, 4.2a, only 1 electric chain saw can be operated in the vicinity of OL1. <p><i>Yan Chai Hospital Ho Sik Nam Primary School (HSNPS)</i></p> <ul style="list-style-type: none"> • The Contractor should liaise with the school representative(s) to obtain the examination schedule so as to avoid noisy construction activities during school examination periods. <p><i>Tuen Mun District Women's Association Limited - Zonta Club of Hong Kong Integrated Service Centre (WT0b) and other noise sensitive uses on G/F of Wu Tsui House</i></p> <ul style="list-style-type: none"> • Between Apr 2024 and May 2024 & Jul 2024 - Aug 2024, use of breaker for realignment of Wu King Road (West) and removal of central median works at Zone W4a should not be carried out within 27m and 38m, respectively, from WT0b, and piling works at Zone CRO should not be carried out within 60m from WT0b; • Between Dec 2024 and Apr 2025, piling works and construction of piers should not be carried out at the same time in Zone CRO; • Between May 2025 and Nov 2025, piling works in Zone CRO, 						

EIA Ref.	Recommended Mitigation Measures	Objectives of the Recommended Measures and Main Concern to Address	Implementation Agent	Location of the Measures	Implementation Stage	Requirements	Implementation Status
	<p>construction of pier in Zone CRO and piling works in Zone TMS.1a should maintain at least 60m, 60m and 45m from WT0b respectively, and piling works, construction of pile caps and construction of piers should not be carried out at the same time in Zone CRO; and</p> <ul style="list-style-type: none"> • Between Dec 2025 and Feb 2027 & Apr 2027 and July 2027, piling works, construction of pile caps and construction of piers should not be carried out at the same time in Zone TMS.1a, and construction of pier and construction of viaduct structure at Zone CRO should not be carried out within 60m from WT0b, and piling works in Zone TMS1.a should not be carried out within 34m from WT0b. <p><i>Yan Chai Hospital Law Chan Chor Si Primary School (LCCS1& LCCS2)</i></p> <ul style="list-style-type: none"> • Piling works in Zone TMS.1b should maintain at least 30m from LCCS1 and piling works, construction of pile caps and construction of piers should not be carried out at the same time in Zone TMS.1b; • Construction of pile caps, construction of piers and construction of station should not be carried out at the same time in Zone TMS.1b; • Construction of station at Zone TMS.1b and Construct Pick Up Drop Off Area should not be 						

EIA Ref.	Recommended Mitigation Measures	Objectives of the Recommended Measures and Main Concern to Address	Implementation Agent	Location of the Measures	Implementation Stage	Requirements	Implementation Status
	<p>carried out at the same time and construction of station at TMS.1b and other external works at Zone TMS.2a should maintain 35m setback from LCCS1;</p> <ul style="list-style-type: none"> • Use of breaker for realignment of Wu King Road (West) and removal of central median works at Zone W4b should not be carried out within 27m from LCCS2; • Piling works in Zone TMS.1b should maintain at least 38m from LCCS2 and piling works, construction of pile caps and construction of piers should not be carried out at the same time in Zones TMS.1b and TMS.1c; • Construction of pile caps, construction of pier and construction of station should not be carried out at the same time in Zones TMS.1b and TMS.1c; • Construction of pier, construction of station in Zone 1b, other external works in Zone TMS2a, ABWF works for Degree 1 in Zone TMS.2a and ABWF & BS works in Zone TMS.2a should not be carried out within 35m from LCCS2. Construction of station in Zone TMS.1b, other external works in Zone TMS.2a and construction of pick up drop off area should not be carried out at the same time; and • The Contractor should liaise with the school representative(s) to obtain the examination schedule so as to avoid noisy construction 						

EIA Ref.	Recommended Mitigation Measures	Objectives of the Recommended Measures and Main Concern to Address	Implementation Agent	Location of the Measures	Implementation Stage	Requirements	Implementation Status
	<p>activities during school examination periods.</p> <p><i>Tung Wah Group of Hospitals Sun Hoi Directors' College (SHDC1)</i></p> <ul style="list-style-type: none"> • Piling works, construction of pile caps and construction of piers should not be carried out at the same time in Zone TMS.1b; • ABWF & BS works at Zone TMS.2a and construction of station at Zone TMS.1b should not be carried out at the same time; and • The Contractor should liaise with the school representative(s) to obtain the examination schedule so as to avoid noisy construction activities during school examination periods. <p><i>Carmel Bunnan Tong Memorial Secondary School (CBTMSS) and Caritas Institute of Community Education (WYO)</i></p> <ul style="list-style-type: none"> • The Contractor should liaise with the school representative(s) to obtain the examination schedule so as to avoid noisy construction activities during school examination period. <p><i>Taoist Ching Chung Primary School (TCC)</i></p> <ul style="list-style-type: none"> • Use of breaker for realignment of Wu King Road (West) and removal of central median works at Zone W4b should not be carried out within 27m from TCC; 						

EIA Ref.	Recommended Mitigation Measures	Objectives of the Recommended Measures and Main Concern to Address	Implementation Agent	Location of the Measures	Implementation Stage	Requirements	Implementation Status
	<ul style="list-style-type: none"> • Piling works, construction of pile caps and construction of piers should not be carried out at the same time in Zone TMS.1b and TMS.1c, and piling works in Zones TMS.1b and TMS.1c should not be carried out with 43m from TCC; • Construction of pile caps, construction of pier and construction of station should not be carried out at the same time in Zone TMS.1c; • ABWF & BS works at Zone TMS.2a and TMS.2b and construction of station structure at Zone TMS.1b and TMS.1c should not be carried out at the same time, and construction of pier and construction of station in Zone TMS.1b and construction of station in Zone TMS.1c should not be carried out within 38m from TCC; and • The Contractor should liaise with the school representative(s) to obtain the examination schedule so as to avoid noisy construction activities during school examination periods. <p><i>Yan Oi Tong Allan Yap Kindergarten (WB0) and other noise sensitive uses on G/F of Wu Boon House</i></p> <ul style="list-style-type: none"> • Piling works at Zone TMS.1c should not be carried out within 43m from WB0, and piling works, construction of pile caps and construction of pier should not be 						

EIA Ref.	Recommended Mitigation Measures	Objectives of the Recommended Measures and Main Concern to Address	Implementation Agent	Location of the Measures	Implementation Stage	Requirements	Implementation Status
	<p>carried out at the same time in Zone TMS.1c;</p> <ul style="list-style-type: none"> • Construction of pile caps, construction of pier and construction of station should not be carried out at the same time in Zone TMS.1c; and • ABWF & BS works at Zone TMS.2b and construction of station structure at Zone TMS.1c should not be carried out at the same time. <p><i>W.F.B. Mantra Institute Nursery School (MINS)</i></p> <ul style="list-style-type: none"> • Piling works at Zone TMS.1d should maintain 38m from MINS; • Piling works, construction of pile caps and construction of pier should not be carried out at the same time in Zone TMS.1c and TMS.1d; • Construction of pile caps, construction of pier and construction of station should not be carried out at the same time in Zone TMS.1c and TMS.1d; and • Construction of station at Zone TMS.1d, other external works at Zone TMS.2b, ABWF works for Degree 1 at Zone TMS.2b and ABWF & BS works at Zone TMS.2b should maintain 35 m from MINS. 						
S4.5.32	It is recommended that Construction Noise Management Plan(s) (CNMP) should be prepared before commencement of construction works,	To ensure that all the recommended mitigation	Contractor	All works sites/areas where applicable	Construction phase	EIAO-TM	Implemented

EIA Ref.	Recommended Mitigation Measures	Objectives of the Recommended Measures and Main Concern to Address	Implementation Agent	Location of the Measures	Implementation Stage	Requirements	Implementation Status
	<p>so that both the verification of the plant inventory, and the assessment of the effectiveness and practicality of all identified mitigation measures for mitigating the construction noise impact of the Project, would be performed during the design, tendering and construction stage of the Project. A clear method statement of all the recommended mitigation measures for controlling the construction noise impacts should be formulated in the CNMP(s) to be prepared by future Contractors, such that all the recommended mitigation measures will be implemented and executed properly.</p>	<p>measures will be implemented and executed properly.</p>					
Water Quality Impact (Construction Phase)							
<p>S5.8.1 to S5.8.4</p>	<p><u>Construction of Piers in Tuen Mun River</u></p> <p>The piling works should be conducted by phases. The method and sequence of the proposed pier works in Tuen Mun River should be carefully designed so that wastewater and sediment laden water generated from the piling works would be confined and physically separated from the watercourse.</p> <p>All piling, the associated excavation works and construction of pile caps in river should be fully enclosed by casing/concrete cofferdam/watertight precast pile cap shells. Concrete cofferdam and watertight precast pile cap shells should be constructed to isolate the construction activities from</p>	<p>To minimise impact during the piling and excavation work</p>	<p>Contractor</p>	<p>All works sites/areas on TMRC</p>	<p>Construction phase</p>	<p>WPCO, EIAO-TM, ProPECC PN 1/94, TM-DSS</p>	<p>N/A</p>

EIA Ref.	Recommended Mitigation Measures	Objectives of the Recommended Measures and Main Concern to Address	Implementation Agent	Location of the Measures	Implementation Stage	Requirements	Implementation Status
	<p>the river water. The detail design of the concrete cofferdams and watertight precast pile cap shells will be conducted by the Contractor during the construction phase to fulfil the requirements in DSD Technical Circular No. 1/2017 "<i>Temporary Flow Diversions and Temporary Works Affecting Capacity in Stormwater System</i>" for DSD approval in order to formulate feasible options of these temporary structure.</p> <p>Water pumps should be used to collect any construction site runoff and ingress/seepage water within the concrete cofferdam and watertight precast pile cap shells. The collected construction site surface runoff and ingress/seepage water should be diverted to the on-site wastewater treatment facilities for treatment to satisfactory levels before discharged. Discharge licence issued by EPD for discharging effluent from the construction site under the WPCO is needed. The discharge quality and quantity must meet the requirements specified in the discharge licence and follow the TM-DSS.</p> <p>To further minimize any adverse water quality impact during the piling and excavation works, silt curtains should be deployed to completely enclose the concrete cofferdam/watertight precast pile cap shells prior to setting up piling works and installation of concrete</p>						

EIA Ref.	Recommended Mitigation Measures	Objectives of the Recommended Measures and Main Concern to Address	Implementation Agent	Location of the Measures	Implementation Stage	Requirements	Implementation Status
	cofferdam/watertight precast pile cap shells. Silt curtains should only be removed after completion of pilling works and removal of concrete cofferdam/watertight precast pile cap shells. The Contractor should be responsible for the design, installation and maintenance of the silt curtain to minimize the impacts on water quality. The design and specification of the silt curtains should be submitted.						
S5.8.5	<p><u>Construction Site Runoff and General Construction Activities</u></p> <p>Control of potential pollution of nearby water bodies during the construction phase of the Project should be achieved by measures to:</p> <ul style="list-style-type: none"> Prevent or minimize the likelihood of pollutants (generated from construction activities) being in contact with rainfall or runoff; and Abate pollutants in the stormwater surface runoff prior to the discharge of surface runoff to the nearby water bodies. 	To minimise impact from construction site run-off and general construction activities	Contractor	All works sites/areas	Construction phase	WPCO, EIAO-TM, ProPECC PN 1/94, TM-DSS	Implemented
S5.8.6	It is important that Best Management Practices (BMPs) of mitigation measures in controlling water pollution and good site management, as specified in the ProPECC PN 1/94 " <i>Construction Site Drainage</i> " are followed, where applicable, to prevent runoff with high level of SS from entering the surrounding waters.	To minimise impact from construction site run-off and general construction activities	Contractor	All works sites/areas	Construction phase	WPCO, EIAO-TM, ProPECC PN 1/94, TM-DSS	Implemented

EIA Ref.	Recommended Mitigation Measures	Objectives of the Recommended Measures and Main Concern to Address	Implementation Agent	Location of the Measures	Implementation Stage	Requirements	Implementation Status
S5.8.7	All effluent discharged from the construction site should comply with the standards stipulated in the TM-DSS. The measures discussed below are recommended to protect water quality of the inland and coastal waters, and when properly implemented should be sufficient to adequately control site discharges so as to avoid water quality impacts.	To minimise impact from construction site run-off and general construction activities	Contractor	All works sites/areas	Construction phase	WPCO, EIAO-TM, ProPECC PN 1/94, TM-DSS	Implemented
S5.8.8	Surface runoff from construction sites should be discharged into storm drains via adequately designed sand/silt removal facilities such as sand traps, silt traps and sedimentation basins. Channels or earth bunds or sand bag barriers should be provided on site during construction works to properly direct stormwater to such silt removal facilities. Perimeter channels should be provided on site boundaries where necessary to intercept storm runoff from outside the site so that it will not wash across the site. Catchpits and perimeter channels should be constructed in advance of site formation works and earthworks.	To minimise impact from construction site run-off and general construction activities	Contractor	All works sites/areas	Construction phase	WPCO, EIAO-TM, ProPECC PN 1/94, TM-DSS	Implemented
S5.8.9	Silt removal facilities, channels and manholes should be maintained and the deposited silt and grit should be removed regularly, at the onset of and after each rainstorm to prevent local flooding. Any practical options for the diversion and re-alignment of drainage should comply with both engineering and environmental requirements in	To minimise impact from construction site run-off and general construction activities	Contractor	All works sites/areas	Construction phase	WPCO, EIAO-TM, ProPECC PN 1/94, TM-DSS	Implemented

EIA Ref.	Recommended Mitigation Measures	Objectives of the Recommended Measures and Main Concern to Address	Implementation Agent	Location of the Measures	Implementation Stage	Requirements	Implementation Status
	order to provide adequate hydraulic capacity of all drains.						
S5.8.10	Construction works should be programmed to minimize soil excavation works in rainy seasons (April to September) as far as practicable. If soil excavation cannot be avoided in these months or at any time of year when rainstorms are likely, for the purpose of preventing soil erosion, temporary exposed slope surfaces should be covered e.g. by tarpaulin, and temporary access roads should be protected by crushed stone or gravel, as excavation proceeds. Intercepting channels should be provided (e.g. along the crest / edge of excavation) to prevent storm runoff from washing across exposed soil surfaces. Arrangements should always be in place in such that adequate surface protection measures can be safely carried out well before the arrival of a rainstorm.	To minimise impact from construction site run-off and general construction activities	Contractor	All works sites/areas	Construction phase	WPCO, EIAO-TM, ProPECC PN 1/94, TM-DSS	N/A
S5.8.11	Earthworks final surfaces should be well compacted and the subsequent permanent work or surface protection should be carried out immediately after the final surfaces are formed to prevent erosion caused by rainstorms. Appropriate drainage like intercepting channels should be provided where necessary.	To minimise impact from construction site run-off and general construction activities	Contractor	All works sites/areas	Construction phase	WPCO, EIAO-TM, ProPECC PN 1/94, TM-DSS	N/A
S5.8.12	Measures should be taken to minimize the ingress of rainwater into trenches. If	To minimise impact from	Contractor	All works sites/areas	Construction phase	WPCO, EIAO-TM, ProPECC	N/A

EIA Ref.	Recommended Mitigation Measures	Objectives of the Recommended Measures and Main Concern to Address	Implementation Agent	Location of the Measures	Implementation Stage	Requirements	Implementation Status
	excavation of trenches in wet seasons is necessary, they should be dug and backfilled in short sections. Rainwater pumped out from trenches or foundation excavations should be discharged into storm drains via silt removal facilities.	construction site run-off and general construction activities				PN 1/94, TM-DSS	
S5.8.13	If bentonite slurries are required for any construction works, they should be reconditioned and reused wherever practicable to minimise the disposal volume of used bentonite slurries. Temporary enclosed storage locations should be provided on-site for any unused bentonite that needs to be transported away after the related construction activities are completed. Requirements as stipulated in ProPECC Note PN 1/94 should be closely followed when handling and disposing bentonite slurries.	To minimise impact from construction site run-off and general construction activities	Contractor	All works sites/areas	Construction phase	WPCO, EIAOTM, ProPECC PN 1/94	N/A
S5.8.14	Open stockpiles of construction materials (e.g. aggregates, sand and fill material) on sites should be covered with tarpaulin or similar fabric during rainstorms.	To minimise impact from construction site run-off	Contractor	All works area	Construction phase	WPCO, EIAOTM, ProPECC PN 1/94, TMDSS	N/A
S5.8.15	Manholes (including newly constructed ones) should always be adequately covered and temporarily sealed so as to prevent silt, construction materials or debris from getting into the drainage system, and to prevent storm run-off from getting into foul sewers. Discharge of surface run-off into foul sewers must always be prevented in order not to	To minimise impact from construction site run-off and general construction activities	Contractor	All works sites/areas	Construction phase	WPCO, EIAOTM, ProPECC PN 1/94	Implemented

EIA Ref.	Recommended Mitigation Measures	Objectives of the Recommended Measures and Main Concern to Address	Implementation Agent	Location of the Measures	Implementation Stage	Requirements	Implementation Status
	unduly overload the foul sewerage system.						
S5.8.16	Good site practices should be adopted to remove rubbish and litter from construction sites so as to prevent the rubbish and litter from spreading from the site area. It is recommended to clean the construction sites on a regular basis.	To minimise impact from construction site run-off and general construction activities	Contractor	All works sites/areas	Construction phase	WPCO, EIAOTM, ProPECC PN 1/94	Implemented
S5.8.16	<p>The following mitigation measures related to the transportation of the sediment should be implemented to minimize the potential water quality impact:</p> <ul style="list-style-type: none"> • Loading of the excavated sediment to the barge shall be controlled to avoid splashing and overflowing of the sediment slurry to the surrounding water. • The barge transporting the sediments to the designated disposal sites shall be equipped with tight fitting seals to prevent leakage and shall not be filled to a level that would cause overflow of materials or laden water during loading or transportation. • Monitoring of the barge loading shall be conducted to ensure that loss of material does not take place during transportation. Transport barges or vessels shall be equipped with automatic self-monitoring devices as specified by the Director of Environmental Protection (DEP). 	To minimise the potential water quality impact	Contractor	Barging point and barges	Construction phase	WPCO, EIAOTM, ProPECC PN 1/94	N/A

EIA Ref.	Recommended Mitigation Measures	Objectives of the Recommended Measures and Main Concern to Address	Implementation Agent	Location of the Measures	Implementation Stage	Requirements	Implementation Status
S5.8.17	Discharge licence issued by EPD for discharge of effluent from the construction site under the WPCO is needed. The discharge quality must meet the requirements specified in the discharge licence. All the runoff and wastewater generated from the works areas should be treated so that it satisfies all the standards listed in the TMDSS. The beneficial uses of the treated effluent for other onsite activities such as dust suppression, wheel washing and general cleaning etc., can minimise water consumption and reduce the effluent discharge volume. If monitoring of the treated effluent quality from the works areas is required during the construction phase of the Project, the monitoring should be carried out in accordance with the relevant WPCO licence.	To minimize impact from effluent discharge	Contractor	All works area	Construction phase	WPCO, EIAOTM, ProPECC PN 1/94, TMDSS	N/A
S5.8.18	<u>Construction Works in Close Proximity to Inland Water</u> The practices outlined in ETWB TC (Works) No. 5/2005 " <i>Protection of natural streams / rivers from adverse impacts arising from construction works</i> " should also be adopted where applicable to minimise the water quality impacts on any natural streams or surface water systems. Relevant mitigation measures from the ETWB TC (Works) No. 5/2005 are listed below:	To minimise impact from construction site run-off	Contractor	All works area	Construction phase	WPCO, EIAOTM, ProPECC PN 1/94, TMDSS	N/A

EIA Ref.	Recommended Mitigation Measures	Objectives of the Recommended Measures and Main Concern to Address	Implementation Agent	Location of the Measures	Implementation Stage	Requirements	Implementation Status
	<ul style="list-style-type: none"> • The use of less or smaller construction plants may be specified in works area close to the inland water bodies. • Temporary storage of material (e.g. equipment, filling materials, chemicals and fuel) and temporary stockpile of construction materials should be located well away from watercourse/ditch when carrying out of the construction works. • Stockpiling of construction materials and dusty materials should be covered and located away from any watercourse. • Construction debris and spoil should be covered up and / or disposed of as soon as possible to avoid being washed into the nearby water receivers. • Construction activities, which generate large amount of wastewater, should be carried out in a distance away from the watercourse, where practicable. • Construction effluent, site run-off and sewage should be properly collected and / or treated. 						
S5.8.19 to S5.8.21	<p><u>Accidental Spillage of Chemicals</u></p> <ul style="list-style-type: none"> • Contractor must register as a chemical waste producer if chemical wastes would be produced from the construction activities. The Waste Disposal Ordinance (Cap 354) and its subsidiary regulations in particular the Waste Disposal (Chemical 	To minimise impact from accidental spillage	Contractor	All works area	Construction phase	WPCO, EIAOTM, Waste Disposal Ordinance (WDO), Waste Disposal (Chemical Waste)	Implemented

EIA Ref.	Recommended Mitigation Measures	Objectives of the Recommended Measures and Main Concern to Address	Implementation Agent	Location of the Measures	Implementation Stage	Requirements	Implementation Status
	<p>Waste)(General) Regulation, should be observed and complied.</p> <ul style="list-style-type: none"> • Any service shop and maintenance facilities should be located on hard standings within a bunded area, and sumps and oil interceptors should be provided. Maintenance of vehicles and equipment involving activities with potential for leakage and spillage should only be undertaken within the areas appropriately equipped to control these discharges. • Disposal of chemical wastes should be carried out in compliance with the Waste Disposal Ordinance. The Code of Practice on the Packaging, Labelling and Storage of Chemical Wastes published under the Waste Disposal Ordinance details the requirements to deal with chemical wastes. General requirements are given as follows: <ul style="list-style-type: none"> ○ Suitable containers should be used to hold the chemical wastes to avoid leakage or spillage during storage, handling and transport. ○ Chemical waste containers should be suitably labelled, to notify and warn the personnel who are handling the wastes, to avoid accidents. ○ Storage area should be selected at a safe location on site and adequate space 					(General) Regulation	

EIA Ref.	Recommended Mitigation Measures	Objectives of the Recommended Measures and Main Concern to Address	Implementation Agent	Location of the Measures	Implementation Stage	Requirements	Implementation Status
	should be allocated to the storage area.						
S5.8.22 to S5.8.23	<p><u>Sewerage Effluent from Construction Workforce</u></p> <ul style="list-style-type: none"> No discharge of sewage to the storm water system and marine water will be allowed. Adequate and sufficient portable chemical toilets should be provided in the works areas to handle sewage from construction workforce. A licensed waste collector should be employed to clean and maintain the chemical toilets on a regular basis. Notices should be posted at conspicuous locations to remind the workers not to discharge any sewage or wastewater into the surrounding environment. 	To minimise impact from workforces sewage effluent	Contractor	All works area	Construction phase	WPCO, EIAO-TM, TM-DSS	Implemented
S5.8.24 to S5.8.26	<p><u>Groundwater from Contaminated Areas, Contaminated Site Runoff and Wastewater from Land Decontamination</u></p> <ul style="list-style-type: none"> Remediation of contaminated land should be properly conducted following the recommendations of Land Contamination Assessment to be conducted in future. Any excavated contaminated material and exposed contaminated surface should be properly housed and covered to avoid generation of contaminated runoff. Open stockpiling of contaminated materials should not be allowed. 	To minimise impact from groundwater from contaminated areas, contaminated site run-off/wastewater from land decontamination	Contractor	All works area confirmed with land contamination	Construction Phase	WPCO, EIAOTM, TM-DSS, Guidance Note for Contaminated Land Assessment	N/A

EIA Ref.	Recommended Mitigation Measures	Objectives of the Recommended Measures and Main Concern to Address	Implementation Agent	Location of the Measures	Implementation Stage	Requirements	Implementation Status
	<p>Any contaminated runoff or wastewater generated from the land decontamination processes should be properly collected and diverted to wastewater treatment facilities (WTF) as necessary. The WTF shall deploy suitable treatment processes (e.g. oil interceptor / activated carbon) to reduce the pollution level to an acceptable standard and remove any prohibited substances (such as total petroleum hydrocarbon) to an undetectable range. All treated effluent from the wastewater treatment system shall meet the requirements as stated in TM-DSS and should be either discharged into the foul sewers or tankered away for proper disposal.</p> <ul style="list-style-type: none"> No direct discharge of groundwater from contaminated areas should be adopted. Prior to any excavation works within the potentially contaminated areas, the baseline groundwater quality in these areas should be reviewed based on the past relevant site investigation data and any additional groundwater quality measurements to be performed with reference to Guidance Note for Contaminated Land Assessment and Remediation and the review results should be submitted to EPD for examination. If the review results indicated that the groundwater to be generated from the excavation 						

EIA Ref.	Recommended Mitigation Measures	Objectives of the Recommended Measures and Main Concern to Address	Implementation Agent	Location of the Measures	Implementation Stage	Requirements	Implementation Status
	<p>works would be contaminated, this contaminated groundwater should be either properly treated or properly recharged into the ground in compliance with the requirements of the TM-DSS. If wastewater treatment is to be deployed for treating the contaminated groundwater, the wastewater treatment unit shall deploy suitable treatment processes (e.g. oil interceptor / activated carbon) to reduce the pollution level to an acceptable standard and remove any prohibited substances (such as total petroleum hydrocarbon) to an undetectable range. All treated effluent from the wastewater treatment plant shall meet the requirements as stated in the TM-DSS and should be either discharged into the foul sewers or tankered away for proper disposal.</p> <ul style="list-style-type: none"> • If deployment of wastewater treatment is not feasible for handling the contaminated groundwater, groundwater recharging wells should be installed as appropriate for recharging the contaminated groundwater back into the ground. The recharging wells should be selected at places where the groundwater quality will not be affected by the recharge operation as indicated in section 2.3 of TM-DSS. The baseline groundwater 						

EIA Ref.	Recommended Mitigation Measures	Objectives of the Recommended Measures and Main Concern to Address	Implementation Agent	Location of the Measures	Implementation Stage	Requirements	Implementation Status
	<p>quality should be determined prior to the selection of the recharge wells, and submit a working plan to EPD for agreement. Pollution levels of groundwater to be recharged shall not be higher than pollutant levels of ambient groundwater at the recharge well. Groundwater monitoring wells should be installed near the recharge points to monitor the effectiveness of the recharge wells and to ensure that no likelihood of increase of groundwater level and transfer of pollutants beyond the site boundary. Prior to recharge, free products should be removed as necessary by installing the petrol interceptor.</p> <ul style="list-style-type: none"> The Contractor should apply for a discharge licence under the WPCO through the Regional Office of EPD for groundwater recharge operation or discharge of treated groundwater. 						
Waste Management Implication (Construction Phase)							
S6.4.3	<p>Recommendations for good site practices during the construction phase include:</p> <ul style="list-style-type: none"> Nomination of approved personnel, such as a site manager, to be responsible for implementation of good site practices, arrangements for waste collection and effective disposal to an appropriate facility. Training of site personnel in site cleanliness, concepts of waste 	To avoid and minimize impacts arising from waste management	Contractor	All works sites/areas	Construction phase	Waste Disposal Ordinance (WDO) and Public Cleansing and Prevention of Nuisances Regulation (Cap. 132BK)	Implemented

EIA Ref.	Recommended Mitigation Measures	Objectives of the Recommended Measures and Main Concern to Address	Implementation Agent	Location of the Measures	Implementation Stage	Requirements	Implementation Status
	<p>reduction, reuse and recycling, proper waste management and chemical waste handling procedures.</p> <ul style="list-style-type: none"> • Provision of sufficient waste reception/ disposal points, and regular collection of waste. • Adoption of appropriate measures to minimise windblown litter and dust during transportation of waste by either covering trucks or by transporting wastes in enclosed containers. • Provision of regular cleaning and maintenance programme for drainage systems, sumps and oil interceptors. • Adoption of a recording system for the amount of wastes generated, recycled and disposed (including the disposal sites). • Preparation of Waste Management Plan (WMP), as part of the Environmental Management Plan (EMP). 						
S6.4.4	<p>Recommendations to achieve waste reduction are as follow:</p> <ul style="list-style-type: none"> • Segregate and store different types of construction related waste in different containers, skips or stockpiles to enhance reuse or recycling of materials and their proper disposal. • Provide separate labelled bins to segregate recyclable waste such as aluminium cans from other general refuse generated by the 	To minimize waste generation	Contractor	All works sites/areas	Construction phase	WDO	Implemented

EIA Ref.	Recommended Mitigation Measures	Objectives of the Recommended Measures and Main Concern to Address	Implementation Agent	Location of the Measures	Implementation Stage	Requirements	Implementation Status
	<p>work force, and to encourage collection by individual collectors.</p> <ul style="list-style-type: none"> • Recycle any unused chemicals or those with remaining functional capacity. • Maximise the use of reusable steel formwork to reduce the amount of C&D materials. • Adopt proper storage and site practices to minimise the potential for damage to, or contamination of construction materials. • Plan the delivery and stock of construction materials carefully to minimise the amount of waste generated. • Minimize over ordering and wastage through careful planning during purchasing of construction materials. 						
S6.4.6	<p>The C&D materials generated from demolition works, site clearance, excavation works, and construction of viaduct and stations should be sorted on-site into inert C&D materials (i.e. public fill) and C&D waste. To minimise the impact resulting from collection and transportation of C&D materials as far as practicable, C&D waste, such as wood, plastic, steel and other metals should be reused or recycled and, as a last resort, disposed to landfill. A suitable area should be designated within the site for temporary stockpiling of C&D materials and to facilitate the sorting process. Within the stockpile areas, the following measures should</p>	<p>To minimise the impact resulting from collection and transportation of C&D materials</p>	Contractor	All works sites/areas	Construction phase	WDO	Implemented

EIA Ref.	Recommended Mitigation Measures	Objectives of the Recommended Measures and Main Concern to Address	Implementation Agent	Location of the Measures	Implementation Stage	Requirements	Implementation Status
	<p>be taken to control potential environmental impacts or nuisance:</p> <ul style="list-style-type: none"> • Proper handling and storage of waste such as soil by means of covers and/or water spraying system to minimise the potential environmental impact and to prevent materials from wind-blown or being washed away. • Covering materials during heavy rainfall. • Locating stockpiles to minimise potential visual impacts. • Minimising land intake of stockpile areas as far as possible. • Adopting GPS or equivalent system for tracking and monitoring of all dump trucks engaged for the Project in recording their travel routings and parking locations to prohibit illegal dumping and landfilling of C&D materials. • Keeping record and analysis of data collected by GPS or equivalent system related to travel routings and parking locations of dump trucks engaged on site. 						
S6.4.7 to S6.4.9	<p>General refuse should be stored in enclosed bins or compaction units separate from C&D materials and chemical waste. A reputable waste collector should be employed by the contractor to remove general refuse from the site, separately from C&D materials and chemical wastes. An enclosed and covered area is preferred</p>	<p>To avoid and minimize impacts arising from waste management</p>	Contractor	All works sites/areas	Construction phase	WDO	Implemented

EIA Ref.	Recommended Mitigation Measures	Objectives of the Recommended Measures and Main Concern to Address	Implementation Agent	Location of the Measures	Implementation Stage	Requirements	Implementation Status
	<p>to reduce the occurrence of 'wind blown' light materials.</p> <p>The recyclable component of general refuse, such as aluminium cans, paper and cleansed plastic containers shall be separated from other waste. Provision and collection of recycling bins for different types of recyclable waste shall be set up by the Contractor. The Contractor shall also be responsible for arranging recycling companies to collect these materials.</p> <p>The Contractor shall carry out an education programme for workers in avoiding, reducing, reusing and recycling of materials generation. Posters and leaflets advising on the use of the bins shall also be provided in the sites as reminders.</p>						
S6.4.10 to S6.4.12	<p>If chemical wastes were to be produced at the construction site, the Contractor would be required to register with the EPD as a Chemical Waste Producer, and to follow the guidelines stated in the Code of Practice on the Packaging, Labelling and Storage of Chemical Wastes.</p> <p>Appropriate containers with proper labels should be used for storage of chemical wastes. Chemical wastes should be collected and delivered to designated outlet by a licensed collector. Chemical wastes (e.g. spent</p>	To avoid and minimize impacts arising from waste management	Contractor	All works sites/areas	Construction phase	WDO	Implemented

EIA Ref.	Recommended Mitigation Measures	Objectives of the Recommended Measures and Main Concern to Address	Implementation Agent	Location of the Measures	Implementation Stage	Requirements	Implementation Status
	lubricant oil) should be recycled at an appropriate facility as far as possible, while the chemical waste that cannot be recycled should be disposed of at either the CWTC, or another licensed facility, in accordance with the Waste Disposal (Chemical Waste) (General) Regulation. Any unused chemicals or those with remaining functional capacity should be collected for reuse as far as practicable.						
S6.4.13 to S6.4.14	<p>The sediment should be excavated, handled, transported and disposed of in a manner that would minimise adverse environmental impacts. For minimization of sediment disposal, beneficial reuse will be considered on site as far as practicable during the construction stage before the disposal of excavated sediment.</p> <p>Requirements of the Air Pollution Ordinance (Construction Dust) Regulation, where relevant, shall be adhered to during excavation, transportation and disposal of sediments.</p>	To avoid and minimize impacts arising from waste management	Contractor	All works sites/areas confirmed with sediment	Construction phase	APCO EDO	N/A
S6.4.15	In order to minimise the exposure to contaminated materials, workers shall, when necessary, wear appropriate personal protective equipments (PPE) when handling contaminated sediments. Adequate washing and cleaning facilities shall also be provided on site.	To avoid and minimize impacts arising from waste management	Contractor	All works sites/areas confirmed with sediment	Construction phase	WDO	N/A

EIA Ref.	Recommended Mitigation Measures	Objectives of the Recommended Measures and Main Concern to Address	Implementation Agent	Location of the Measures	Implementation Stage	Requirements	Implementation Status
S6.4.16	For off-site disposal, the basic requirements and procedures specified under PNAP No. 252 (ADV-21) shall be followed. Marine Fill Committee (MFC) of CEDD is managing the disposal facilities in Hong Kong for the excavated sediment, while EPD is the authority of issuing marine dumping permit under the Dumping at Sea Ordinance (DASO).	To avoid and minimize impacts arising from waste management	Contractor	All works sites/areas confirmed with sediment	Construction phase	WDO, DASO, ADV-21	N/A
S6.4.17	For the purpose of site allocation and application of marine dumping permit and if considered necessary by EPD (Marine Dumping Section), separate SSTP shall be submitted to EPD for agreement under DASO. Additional SI works, based on the SSTP, shall then be carried out in order to confirm the disposal arrangements of the excavated sediment. A Sediment Quality Report (SQR), reporting the chemical and biological screening results and the estimated quantities of sediment under different disposal options, shall then be submitted to EPD for agreement under DASO.	To avoid and minimize impacts arising from waste management	Contractor	All works sites/areas confirmed with sediment	Construction phase	WDO, DASO, ADV-21	N/A
S6.4.18	To ensure disposal space is allocated for the Project, the Project Proponent should be responsible for obtaining agreement from MFC on the allocation of the disposal site. The contractor(s), on the other hand, should be responsible for the application of the marine dumping permit under DASO from EPD for the sediment disposal.	To avoid and minimize impacts arising from waste management	Project Proponent and Contractor	All works sites/areas confirmed with sediment	Construction phase	WDO, DASO, ADV-21	N/A

EIA Ref.	Recommended Mitigation Measures	Objectives of the Recommended Measures and Main Concern to Address	Implementation Agent	Location of the Measures	Implementation Stage	Requirements	Implementation Status
S6.4.19	The excavated sediments is expected to be loaded onto the barge at public barging point of which the exact location will be determined by the contractor(s) and agreed by EPD/CEDD and transported to the designated disposal sites allocated by MFC. The excavated sediment would be disposed of according to its determined disposal options and PNAP No. 252 (ADV-21).	To avoid and minimize impacts arising from waste management	Project Proponent and Contractor	All works sites/areas confirmed with sediment	Construction phase	WDO, DASO, ADV-21	N/A
S6.4.20	Stockpiling of contaminated sediments shall be avoided as far as possible. If temporary stockpiling of contaminated sediments is unavoidable, the excavated sediment shall be covered by tarpaulin and the area shall be placed within earth bunds or sand bags to prevent leachate from entering the ground, nearby drains and/or surrounding water bodies. The stockpiles shall be completely paved or covered by linings in order to avoid contamination to underlying soil or groundwater. Separate and clearly defined areas shall be provided for stockpiling of contaminated and uncontaminated materials. Leachate, if any, shall be collected and discharged according to the Water Pollution Control Ordinance (WPCO).	To avoid and minimize impacts arising from waste management	Contractor	All works sites/areas confirmed with sediment	Construction phase	WPCO	N/A
S6.4.21	In order to minimise the potential odour / dust emissions during excavation and transportation of the sediment, the excavated sediments shall be wetted during excavation / material handling	To avoid and minimize impacts arising from waste management	Contractor	All works sites/areas confirmed with sediment	Construction phase	WDO, APCO	N/A

EIA Ref.	Recommended Mitigation Measures	Objectives of the Recommended Measures and Main Concern to Address	Implementation Agent	Location of the Measures	Implementation Stage	Requirements	Implementation Status
	and shall be properly covered when placed on trucks or barges. Loading of the excavated sediment to the barge shall be controlled to avoid splashing and overflowing of the sediment slurry to the surrounding water.						
S6.4.22	The barge transporting the sediments to the designated disposal sites shall be equipped with tight fitting seals to prevent leakage and shall not be filled to a level that would cause overflow of materials or laden water during loading or transportation. In addition, monitoring of the barge loading shall be conducted to ensure that loss of material does not take place during transportation. Transport barges or vessels shall be equipped with automatic self-monitoring devices as specified by the DEP.	To avoid and minimize impacts arising from waste management	Contractor	All works sites/areas confirmed with sediment	Construction phase	WDO	N/A
Land Contamination							
S7.8.1 to S7.8.3	<u>Recommended Further Works</u> As the concerned facilities within the Project Area are still in operation, it would not be feasible to carry out the proposed SI works under the EIA Study. Moreover, as the demolition of concerned facilities and construction works at the concerned areas will not commence until 2023, there could be changes in the operation or changes in land use within the Project Area which may cause further contamination issues. Therefore, site re-appraisal and submission of supplementary CAP(s)	To control land remediation work	Contractor	All works sites/areas identified with potential land contamination	Prior to the commencement of the construction works at the concerned areas	Guidance Note for Contaminated Land Assessment and Remediation, Guidance Manual for Use of Risk-based Remediation Goals for Contaminated	N/A

EIA Ref.	Recommended Mitigation Measures	Objectives of the Recommended Measures and Main Concern to Address	Implementation Agent	Location of the Measures	Implementation Stage	Requirements	Implementation Status
	<p>should be carried out for the whole Project Area at a later stage of the Project in order to address any new contamination issues caused by the (i) changes in operation of the identified potentially contaminated site and (ii) changes of land use within the Project Area. The associated SI works and any necessary remediation action are recommended to be carried out after the operation of concerned area(s) has ceased but prior to the commencement of construction works at the concerned area(s).</p> <p>The site re-appraisal and submission of supplementary CAP(s) should be carried out prior to the commencement of the SI works. Supplementary CAP(s), presenting findings of the review, the latest site conditions and updated sampling strategy and testing protocol, should be submitted to EPD for approval. The SI works should be carried out according to EPD's approved supplementary CAP(s). Following completion of SI works and receipt of laboratory test results, CAR(s) should be prepared to present the findings of the SI works and to discuss the presence, nature and extent of contamination. If contamination is identified, RAP(s) which provides details of the remedial actions for the identified contaminated soil and / or groundwater should be approved by EPD.</p>					Land Management	

EIA Ref.	Recommended Mitigation Measures	Objectives of the Recommended Measures and Main Concern to Address	Implementation Agent	Location of the Measures	Implementation Stage	Requirements	Implementation Status
	Remediation action, if necessary, will be carried out according to EPD approved RAP(s) and Remediation Report(s) (RR(s)) will be submitted after completion of the remediation action. The RR(s) should be endorsed by EPD prior to the commencement of construction works at the respective identified contaminated areas (if any).						
S7.8.4	<p><u>Possible Remediation Measures</u></p> <p>According to the Practice Guide, the need to remediate the concerned areas would be determined based on the findings of the SI presented in the CAR and the actual nature, level and extent of contamination can only be evaluated through SI. The appropriate remediation methods should be selected in the RAP based on the SI findings. The possible remediation methods and the selection criteria are detailed in Section 5.2 of the CAP (Appendix 7.1 refers).</p>	To control land remediation work	Contractor	All works sites/areas identified with land contamination	Prior to the commencement of construction works at the contaminated areas	Guidance Note for Contaminated Land Assessment and Remediation, Guidance Manual for Use of Risk-based Remediation Goals for Contaminated Land Management	N/A
Ecology (Construction Phase)							
S8.9.3	<p><i>Impacts on the Ardeid Night Roost</i></p> <p>Tree felling at the Tuen Mun Park will be avoided, while maintenance works would only be limited to necessary pruning works, at overgrown trees branches that may pose safety issue to the public, or obstruction of construction within the works site and subsequent of railway operation. In</p>	To avoid direct impact on ardeid night roost	Contractor	All works area	Works sites adjoining to TUM Station	EIAO-TM, EIAO Guidance Note. 3/2010	N/A

EIA Ref.	Recommended Mitigation Measures	Objectives of the Recommended Measures and Main Concern to Address	Implementation Agent	Location of the Measures	Implementation Stage	Requirements	Implementation Status
	<p>addition, pruning of trees of the ardeids night roost should only be conducted when no ardeids are perching on the trees.</p>						
<p>S8.9.4 to S8.9.5</p>	<p><i>Establishment of Buffer Zone and Control of Working Hours</i></p> <p>During the construction phase, the timing of the noisy construction activities should be arranged to avoid impact on the night roosting ardeids as far as possible. As such, no noisy construction activities using the power mechanical equipment (PME) should be conducted within 100 m from the night roosting site after 30 minutes before sunset, until the ardeids leave the roosting location of the following day (i.e. around 30 minutes after sunrise), in order to minimise the potential disturbance to night-roosting ardeids. The time for the control of noisy construction will commence 30 minutes before sunset, as presented in Table 8.16 with reference made to the Hong Kong Observatory. As a good practice, the contractor should plan the construction works properly for completion of the daily noisy construction works within the buffer zone 30 minutes before sunset, especially for concreting works of bored piles which should be carried out continuously to avoid the cold joint. The concreting works beyond the sunset time should therefore be considered as contingency arrangement due to the</p>	<p>To avoid early disturbance to the night roost that could discourage and displace ardeid night roosting use</p>	<p>Contractor</p>	<p>Works sites adjoining to TUM Station</p>	<p>Construction phase</p>	<p>EIAO-TM, EIAO Guidance Note. 3/2010</p>	<p>N/A</p>

EIA Ref.	Recommended Mitigation Measures	Objectives of the Recommended Measures and Main Concern to Address	Implementation Agent	Location of the Measures	Implementation Stage	Requirements	Implementation Status
	<p>uncontrollable issues (i.e. traffic jam, delay of concrete supply, breakdown of plant / equipment, etc). In the event of occurrence of contingency arrangement, a notice with valid justification documents and contingency arrangement details should be prepared and recorded in the EM&A reports. This notice should also record any change in the ardeid night roost (e.g. displacement or abandonment) observed during contingency arrangement and any mitigation measures implemented and/or to be implemented. A reporting mechanism should be developed with details stated in Environmental Monitoring and Audit (EM&A) Manual. A monthly monitoring and observation on condition of night roost should be carried out during the construction phase to monitor the impact on the night roost.</p> <p>Some night-time activities are necessary to avoid potential safety issue and minimise interruption or disruption to existing road and rail traffic. In case where these activities occur in close proximity of the night roost, careful arrangement of work programme should be adopted as far as practicable to avoid disturbances from construction activities near the night-roost (such as noise, light and other human disturbance), especially during dry season (when ardeids are at relatively higher abundance). In</p>						

EIA Ref.	Recommended Mitigation Measures	Objectives of the Recommended Measures and Main Concern to Address	Implementation Agent	Location of the Measures	Implementation Stage	Requirements	Implementation Status															
	<p>addition, mitigation measures such as movable noise enclosures and movable barriers should be adopted to mitigate the noise and light from the night-time construction activities and to minimise disturbance to the night roosting ardeids, where necessary. Proper construction planning would also be implemented to arrange night-time activities in wet season as far as practicable. Where possible, these activities will also be scheduled on non-consecutive days to avoid continuous disturbance on the night roost.</p>																					
<p>Table 8.16</p>	<p>Seasonal Sunset Time During Survey</p> <table border="1" data-bbox="241 860 709 1307"> <thead> <tr> <th data-bbox="241 860 357 971">Months</th> <th data-bbox="357 860 499 971">Reference Time of Sunset ⁽¹⁾</th> <th data-bbox="499 860 709 971">Control of Noisy Construction Activities ⁽²⁾</th> </tr> </thead> <tbody> <tr> <td data-bbox="241 971 357 1052">Dec – Feb</td> <td data-bbox="357 971 499 1052">17:38 – 18:27</td> <td data-bbox="499 971 709 1052">17:08 – 07:30 (on the following day)</td> </tr> <tr> <td data-bbox="241 1052 357 1138">Mar – May</td> <td data-bbox="357 1052 499 1138">18:27 – 19:03</td> <td data-bbox="499 1052 709 1138">17:57 – 07:30 (on the following day)</td> </tr> <tr> <td data-bbox="241 1138 357 1224">Jun – Aug</td> <td data-bbox="357 1138 499 1224">18:41 – 19:11</td> <td data-bbox="499 1138 709 1224">18:11 – 07:30 (on the following day)</td> </tr> <tr> <td data-bbox="241 1224 357 1307">Sep – Nov</td> <td data-bbox="357 1224 499 1307">17:38 – 18:40</td> <td data-bbox="499 1224 709 1307">17:08 – 07:30 (on the following day)</td> </tr> </tbody> </table> <p>Notes: (1) Reference was made to the sunset time in year 2021. (2) Noisy construction activities should be ceased before the proposed time, except for contingent arrangement of concreting works due to</p>	Months	Reference Time of Sunset ⁽¹⁾	Control of Noisy Construction Activities ⁽²⁾	Dec – Feb	17:38 – 18:27	17:08 – 07:30 (on the following day)	Mar – May	18:27 – 19:03	17:57 – 07:30 (on the following day)	Jun – Aug	18:41 – 19:11	18:11 – 07:30 (on the following day)	Sep – Nov	17:38 – 18:40	17:08 – 07:30 (on the following day)	<p>To avoid early disturbance to the night roost that could discourage and displace ardeid night roosting use</p>	<p>Contractor</p>	<p>Works sites adjoining to TUM Station</p>	<p>Construction phase</p>	<p>EIAO-TM, EIAO Guidance Note. 3/2010</p>	<p>N/A</p>
Months	Reference Time of Sunset ⁽¹⁾	Control of Noisy Construction Activities ⁽²⁾																				
Dec – Feb	17:38 – 18:27	17:08 – 07:30 (on the following day)																				
Mar – May	18:27 – 19:03	17:57 – 07:30 (on the following day)																				
Jun – Aug	18:41 – 19:11	18:11 – 07:30 (on the following day)																				
Sep – Nov	17:38 – 18:40	17:08 – 07:30 (on the following day)																				

EIA Ref.	Recommended Mitigation Measures	Objectives of the Recommended Measures and Main Concern to Address	Implementation Agent	Location of the Measures	Implementation Stage	Requirements	Implementation Status
	<p>uncontrollable issues. Such occurrence should be notified by the Contractor to Engineer/Engineer's Representative, Environmental Team Leader and Independent Environmental Checker on the same day of the occurrence.</p>						
<p>Table 8.17</p>	<p><i>Construction Works/ Activities within 100m from Ardeid Night Roost</i></p> <p><u>TUM Overrun Modification</u> Modification works that does not require the use of PME:</p> <ul style="list-style-type: none"> • Night-time activities should be avoided as far as practicable. • Daytime construction activities within buffer zone should follow control of working hours (Table 8.16 of the EIA Report). • Should night-time works be unavoidable, the following measures should be adopted: movable barrier; light control; and proper construction planning to arrange works in wet season as far as practicable. <p>Noisy modification works that require the use of PME:</p> <ul style="list-style-type: none"> • Night-time activities should be avoided. • Daytime construction activities within buffer zone should follow control of working hours (Table 8.16 of the EIA Report). <p><u>Provision of Temporary Steel Platform</u></p> <ul style="list-style-type: none"> • Construction activities should be conducted during daytime. 	<p>To avoid early disturbance to the night roost that could discourage and displace ardeid night roosting use</p>	<p>Contractor</p>	<p>Works sites within 100m from Ardeid Night Roost</p>	<p>Construction phase</p>	<p>EIAO-TM, EIAO Guidance Note. 3/2010</p>	<p>N/A</p>

EIA Ref.	Recommended Mitigation Measures	Objectives of the Recommended Measures and Main Concern to Address	Implementation Agent	Location of the Measures	Implementation Stage	Requirements	Implementation Status
	<ul style="list-style-type: none"> • Any activities within buffer zone should follow control of working hours (Table 8.16 of the EIA Report). <p><u>Construction of Viaduct and Concreting works</u></p> <ul style="list-style-type: none"> • Any activities within buffer zone should follow control of working hours (Table 8.16 of the EIA Report). • Concreting works should be limited to daytime under normal circumstances. • In the event of a contingency event, a notice with justification and arrangement details should be prepared and recorded in the EM&A reports. Any observed change in the ardeid night roost and mitigation measures implemented and/or to be implemented should also be documented. <p><u>Maintenance Works at Tuen Mun Park</u></p> <ul style="list-style-type: none"> • When pruning of trees of the ardeids night roost is deemed necessary, it should only be conducted when no ardeids are perching on the trees. 						
S8.9.6	<p><i>Pre-Construction Bat Survey</i></p> <p>In the event that Chinese Fan-palm need to be felled, prior to the commencement of temporary works within Pui To Road (South) Rest</p>	<p>To verify that no SNFB individuals are roosting within the Chinese Fan-palm trees</p>	Contractor	Pui To Road (South) Rest Garden	Construction phase	EIAO-TM, EIAO Guidance Note. 3/2010	N/A

EIA Ref.	Recommended Mitigation Measures	Objectives of the Recommended Measures and Main Concern to Address	Implementation Agent	Location of the Measures	Implementation Stage	Requirements	Implementation Status
	<p>Garden, pre-construction bat survey should be conducted to verify that no SNFB individuals are roosting within the Chinese Fan-palm trees. These roosting bats are relatively inactive during daytime, thus more susceptible to injury during tree-felling. Where roosting SNFB were observed, felling of the Chinese Fan-palm trees should be suspended until the SNFB has emerged (e.g. after sunset). It is recommended to conduct tree-felling works during suitable weather conditions (e.g. fine, non-rainy evenings) during which the bats would be relatively active and more likely to emerge. If there are any injured bats found within the works area at Pui To Road (South) Rest Garden, AFCD should be informed and the bats should be taken care immediately. Pruning the fronds of the Chinese Fan-palm can also be considered during night-time (when SNFB has emerged from the roost) as an exclusion measure to discourage their return to the tree and avoid subsequent injury of bats. As SNFB are relatively active throughout the year, no seasonal pattern.</p>						
S8.9.7 to S8.9.8	<p><i>Avoidance of Bird Collision</i></p> <p>Considering the commuting activity of birds in the vicinity, the potential bird collision should be avoided by using non-transparent panels as the noise enclosure, as well as adopting non-glaring tinted materials, or</p>	To avoid and minimise bird mortality from collision	Contractor	Viaduct and Stations	Detailed Design stage, Construction and Operation Phase	EIAO-TM , EIAO Guidance Note. 3/2010 , <i>Guidelines on Design of Noise Barriers (EPD & HyD,</i>	N/A

EIA Ref.	Recommended Mitigation Measures	Objectives of the Recommended Measures and Main Concern to Address	Implementation Agent	Location of the Measures	Implementation Stage	Requirements	Implementation Status
	<p>superimposing dark patterns at the majority of facade glazing along barriers and station structures, as per Guidelines on Design of Noise Barriers (EPD & HyD, 2003) and Practice Notes No. BSTR/PN/003 (Revision D) Noise Barriers with Transparent Panels (HyD, 2018), to avoid and minimise bird mortality from collision.</p> <p>The bridge structure across the TMRC should also be well-illuminated to increase visibility for facilitating bird flight above or under the bridge and avoiding potential injury from collision.</p>					2003) and Practice Notes No. BSTR/PN/003 (Revision E) Noise Barriers with Transparent Panels (HyD, 2020)	
S8.9.9	<p><i>Reinstatement of Areas of Temporary Loss</i></p> <p>Temporary works sites and works areas would be reinstated and restored (e.g. at Pui To Road (South) Rest Garden and Wu Shan Recreation Playground) by reinstatement of landscape area and compensatory tree planting. Shade tolerant plants would also be planted at the shaded area under the viaduct. Reprovision of Chinese Fan-palm trees during the reinstatement could also provide roosting opportunities for SNFB.</p>	To minimise the ecological impact	MTRCL and Contractor	All works sites/areas where applicable	Detailed Design and Construction phases	EIAO-TM, EIAO Guidance Note. 3/2010	N/A
S8.9.10	<p><i>Minimisation of Disturbance</i></p> <p>Mitigation measures should be implemented to minimise the disturbance impacts (e.g. noise, glare and dust) to the surrounding habitats and their associated wildlife arising from the construction activities,</p>	To minimise the disturbance impacts to the surrounding habitats and their associated wildlife arising	Contractor	All works sites/areas	Construction phase	EIAO-TM, EIAO Guidance Note. 3/2010	N/A

EIA Ref.	Recommended Mitigation Measures	Objectives of the Recommended Measures and Main Concern to Address	Implementation Agent	Location of the Measures	Implementation Stage	Requirements	Implementation Status
	<p>including but not limited to the following:</p> <ul style="list-style-type: none"> • Noise mitigation measures by effective placing of site hoarding, temporary noise barriers and material stockpiles where practicable as screening, shut down of machines and plants that are in intermittent use, and the use of quality PME to limit noise emissions at source; • Glare reduction measures such as restriction of construction hours, hoarding provision, night-time lighting control and avoidance of any directional lightings to the adjoining habitats and roosts to minimise the impact to nearby nocturnal fauna especially avifauna and bat; and • Dust suppression measures (such as regular spraying of haul roads, proper storage of construction materials, and environmental control measures as stipulated in the Air Pollution Ordinance (Construction Dust) Regulation) to avoid and minimise emission and dispersal dust, which would cover vegetation and potentially discourage usage of nearby wildlife. 	from the construction activities					
S8.9.11	<p><i>Control Glare / Lighting</i></p> <p>The overall reduction of glare during both construction and operational</p>	To minimise the disturbance impacts to the surrounding	Contractor	All works sites/areas	Construction phase	EIAO-TM, EIAO Guidance Note. 3/2010	N/A

EIA Ref.	Recommended Mitigation Measures	Objectives of the Recommended Measures and Main Concern to Address	Implementation Agent	Location of the Measures	Implementation Stage	Requirements	Implementation Status
	<p>phases should also be considered. A balance between lighting for safety, and avoiding excessive lighting can be achieved through the use of directional lighting to avoid light spill into sensitive areas (e.g. the ardeid night roost), and control timing of lighting periods, particularly for the works site(s) located in proximity to the ardeid night roost in Tuen Mun Park, and during peak roosting season of ardeid (e.g. dry season), hence minimising the potential indirect impact on the community of the night-roosting ardeids.</p>	<p>habitats and their associated wildlife arising from the construction activities</p>					
S8.9.13	<p><i>Good Site Practice</i></p> <p>Recommendations for good site practices during the construction phase include:</p> <ul style="list-style-type: none"> • Nomination of approved personnel, such as a site manager, to be responsible for implementation of good site practices, arrangements for waste collection and effective disposal to an appropriate facility; • Training of site personnel in site cleanliness, concepts of waste reduction, reuse and recycling, proper waste management and chemical waste handling procedures; • Provision of sufficient waste reception/ disposal points, and regular collection of waste; • Adoption of appropriate measures to minimise windblown litter and dust during transportation of waste 	<p>To avoid adverse impacts arising from the construction activities</p>	Contractor	All works sites/areas	Construction phase	EIAO-TM, EIAO Guidance Note. 3/2010	N/A

EIA Ref.	Recommended Mitigation Measures	Objectives of the Recommended Measures and Main Concern to Address	Implementation Agent	Location of the Measures	Implementation Stage	Requirements	Implementation Status
	<p>by either covering trucks or by transporting wastes in enclosed containers;</p> <ul style="list-style-type: none"> • Provision of regular cleaning and maintenance programme for drainage systems, sumps and oil interceptors; • Adoption of a recording system for the amount of wastes generated, recycled and disposed (including the disposal sites); and • Preparation of Waste Management Plan (WMP), as part of the Environmental Management Plan (EMP). 						
Landscape and Visual Impact (Construction Phase)							
Table 9.9	CM1 - Trees unavoidably affected by the works should be transplanted as far as possible in accordance with DEVB TC(W) 4/2020 – Tree Preservation	To minimize the landscape and visual impact on surrounding setting	Contractor	All works sites/areas	Construction phase	DEVB TC(W) 4/2020 – Tree Preservation	Implemented
Table 9.9	CM2 - Control of night-time lighting glare to prevent light overspill to the nearby VSRs and into the sky. Relevant best practices as suggested in the "Charter on External Lighting" and "Guidelines on Industry Best Practices for External Lighting Installations" promulgated by ENB shall be adopted.	To minimize the landscape and visual impact on surrounding setting	Contractor	All works sites/areas	Construction phase	EIAO-TM	N/A
Table 9.9	CM3 - Erection of decorative screen hoarding which should be compatible with the surrounding setting	To minimize the landscape and visual impact on surrounding setting	Contractor	All works sites/areas	Construction phase	EIAO-TM	N/A

EIA Ref.	Recommended Mitigation Measures	Objectives of the Recommended Measures and Main Concern to Address	Implementation Agent	Location of the Measures	Implementation Stage	Requirements	Implementation Status
Table 9.9	CM4 - Management of facilities on work sites by controlling the height and disposition/arrangement of all facilities on the works site to minimize visual impact to adjacent VSRs.	To minimize the landscape and visual impact on surrounding setting	Contractor	All works sites/areas	Construction phase	-	N/A
Table 9.9	CM5 - All hard and soft landscape areas disturbed temporarily during construction should be reinstated on like-to-like basis, to the satisfaction of the relevant Government Departments.	To minimize the landscape impact on surrounding setting	Contractor	All works sites/areas	Construction phase	-	N/A
Table 9.9	CM6 - Tree without impact from proposed works should be retained as far as possible in accordance with DEVB TC(W) 4/2020 – Tree Preservation. Any existing trees to be pruned by the Project should follow the Tree Management Practice Note No. 3: Tree Pruning issued by GLTMS of DEVB.	To minimize the landscape impact on surrounding setting	Contractor	All works sites/areas	Construction phase	DEVB TC(W) 4/2020	Implementing
Cultural Heritage (Construction Phase)							
S10.7.1	If there are any buildings / structures both at grade level and underground which were built on or before 1969 found within the works sites/ works areas during the excavation, the Project Proponent will alert AMO in an early stage or once identified.	To avoid/minimise impact on built heritage resources, if any	Contractor	All works sites/areas where applicable	Construction phase	EIAO-TM	N/A
S10.7.2	The Contractor should inform the AMO in case of discovery of antiquities or supposed antiquities in the course of works, so that appropriate mitigation measures, if needed, can be timely	To avoid/minimise impact on archaeological resources, if any	Contractor	All works sites/areas where applicable	Construction phase	EIAO-TM	N/A

EIA Ref.	Recommended Mitigation Measures	Objectives of the Recommended Measures and Main Concern to Address	Implementation Agent	Location of the Measures	Implementation Stage	Requirements	Implementation Status
	formulated and implemented in agreement with AMO.						
Hazard to Life Assessment (Construction Phase)							
S11.9.16	<p>The following "Good Practices" are proposed to limit the number of causalities and/ or fatalities:</p> <ul style="list-style-type: none"> • Establishment of emergency response plans; • Safety/ emergency response training and drills for all personnel; • Provision of fire protection equipment; • Maintain the number of construction workers onsite to a minimum; • Implement adequate safety measures and procedures that completely eliminate the possibility of dropping anything into the LPG compound due to hoisting and transportation of precast segments or any other activities; • Hot work should be banned in the vicinity of the LPG Store, i.e. works areas ID#9a and #9b; • Construction activities at works areas ID#9a and #9b should be considered to be ceased when testing / examination / inspection of the underground storage tanks are conducted at the LPG Store; and • Keep close coordination with the LPG Store's owner and registered gas supply company on necessary precautionary measures to safeguard the LPG facilities during the construction phase of the 	To limit the number of causalities and/ or fatalities.	Contractor	Works Areas ID#9a and #9b	Construction phase	EIAO-TM	Implemented

EIA Ref.	Recommended Mitigation Measures	Objectives of the Recommended Measures and Main Concern to Address	Implementation Agent	Location of the Measures	Implementation Stage	Requirements	Implementation Status
	Project. In particular, the delivery route and schedule of the LPG road tanker transportation should be fully understood, for preventing any interruption on the LPG delivery.						

Appendix D Calibration Certificates of Equipment and Certificates of HOKLAS Laboratory.



Enovative Environmental Service Limited

REPORT OF EQUIPMENT CALIBRATION

INSTRUMENT DESCRIPTION

It is certified that the item under calibration has been calibrated by corresponding calibrated High Volume Sampler and the filter paper is weighted by HOKLAS laboratory.

Instrument: Handheld TSP meter
Brand Name: TSI
Model No.: AM520
Serial No.: 5201735004
Date of Calibration: 20 October, 2023
Date of Next Calibration : 20 October, 2024

ISSUING ORGANISATION

Address

Enovative Environmental Service Limited
Flat 23, 6/F, Block C, Goldfield Industrial Centre
1 Sui Wo Road
Shatin, N.T.
Hong Kong

Phone: 852-2242 1020
Fax: 852-3691 9240
Email: info@eno.com.hk



Thomas

Mr Wong Siu Ho, Thomas
Manager



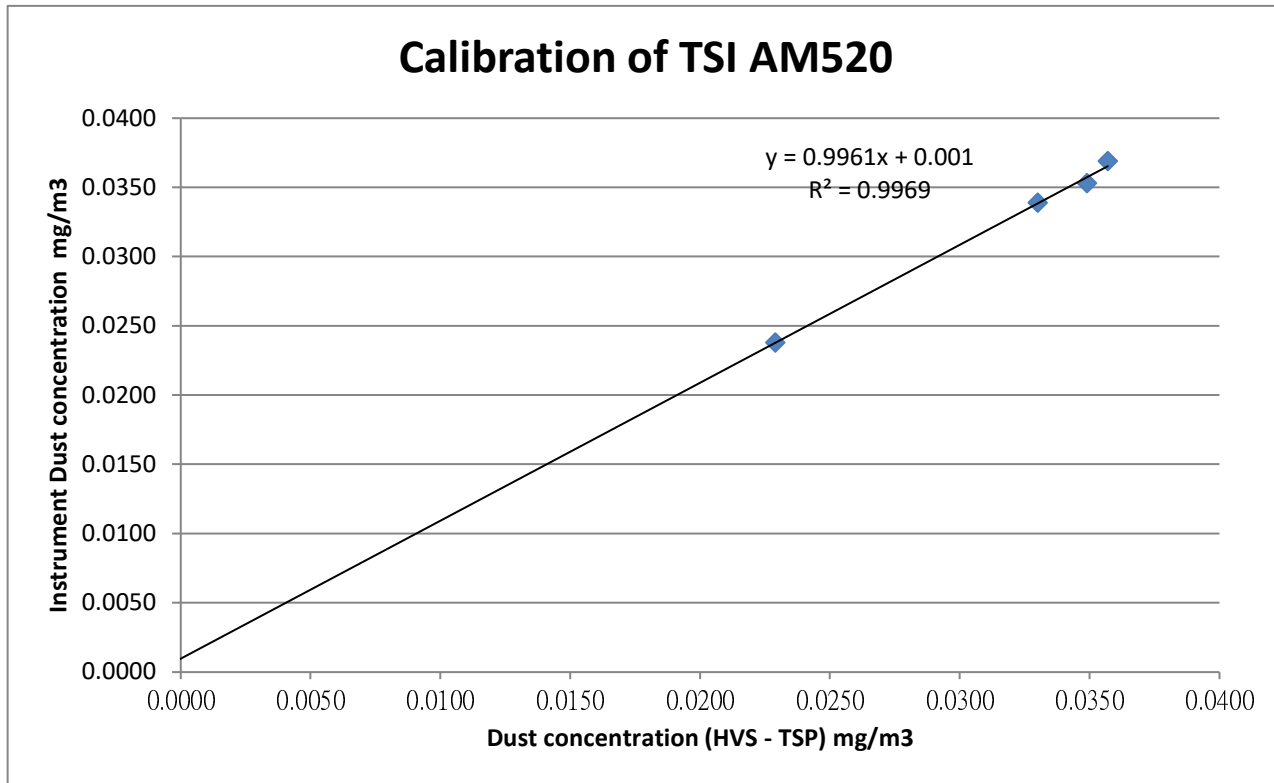
Enovative Environmental Service Limited

Brand Name: TSI
 Model No.: AM520
 Serial No.: 5201735004
 HVS No.: A12-TSP-102
 Date of Calibration: 20 October, 2023
 Date of next Calibration: 20 October, 2024

Calibration Record

HVS - TSP (mg/m3)	0.0229	0.0330	0.0357	0.0349
TSI AM520 (mg/m3)	0.0238	0.0339	0.0369	0.0353

K Factor :	0.9961
Correlation Coefficient :	0.9969



*** Filter paper being used in the calibration : 209591, 209592, 209593, 209594
 Those filter papers are weighted by HOKLAS laboratory (ALS Technichem (HK) Pty Ltd.)



Mr Wong Siu Ho, Thomas
 Manager



Enovative Environmental Service Limited

REPORT OF EQUIPMENT CALIBRATION

INSTRUMENT DESCRIPTION

It is certified that the item under calibration has been calibrated by corresponding calibrated High Volume Sampler and the filter paper is weighted by HOKLAS laboratory.

Instrument: Handheld TSP meter
Brand Name: TSI
Model No.: AM520
Serial No.: 5201735006
Date of Calibration: 20 October, 2023
Date of Next Calibration : 20 October, 2024

ISSUING ORGANISATION

Address

Enovative Environmental Service Limited
Flat 23, 6/F, Block C, Goldfield Industrial Centre
1 Sui Wo Road
Shatin, N.T.
Hong Kong

Phone: 852-2242 1020
Fax: 852-3691 9240
Email: info@eno.com.hk



Thomas

Mr Wong Siu Ho, Thomas
Manager



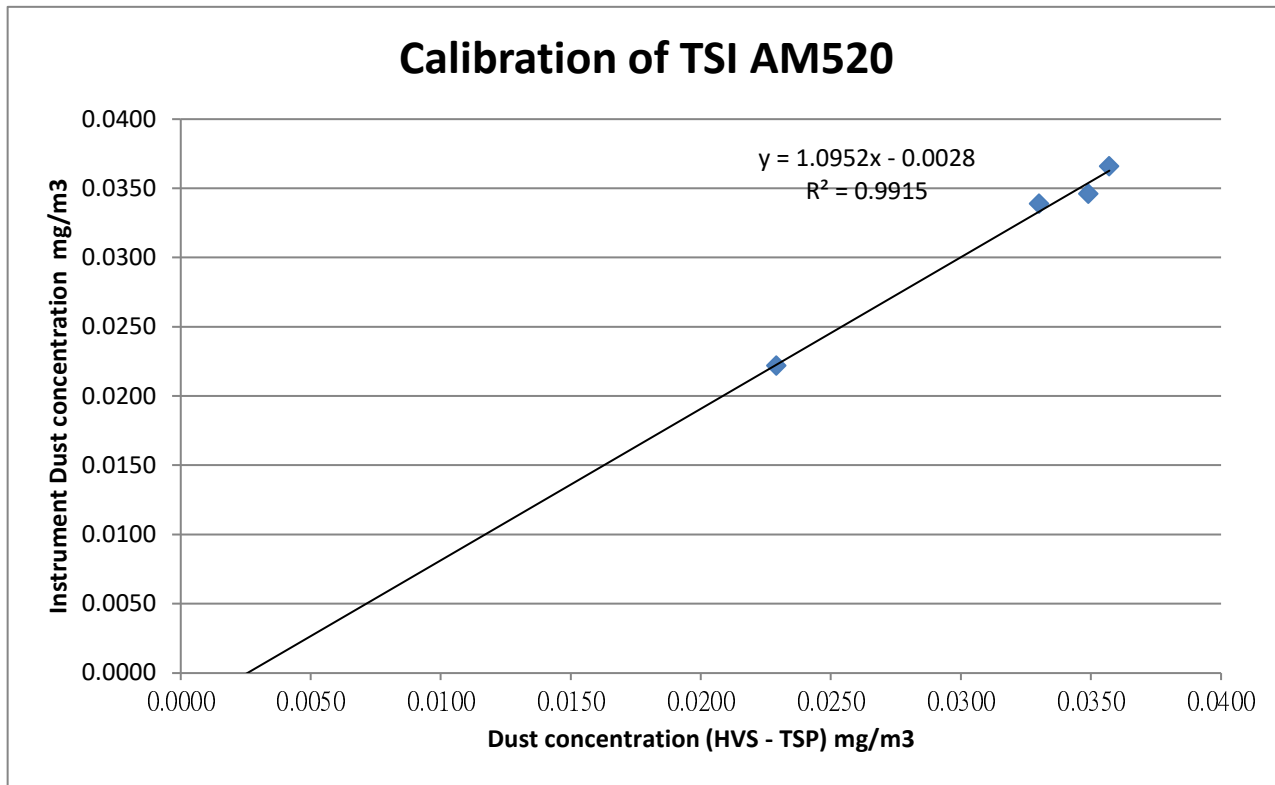
Enovative Environmental Service Limited

Brand Name: TSI
Model No.: AM520
Serial No.: 5201735006
HVS No.: A12-TSP-102
Date of Calibration: 20 October, 2023
Date of next Calibration: 20 October, 2024

Calibration Record

HVS - TSP (mg/m3)	0.0229	0.0330	0.0357	0.0349
TSI AM520 (mg/m3)	0.0222	0.0339	0.0366	0.0346

K Factor :	1.0952
Correlation Coefficient :	0.9915



*** Filter paper being used in the calibration : 209591, 209592, 209593, 209594
Those filter papers are weighted by HOKLAS laboratory (ALS Technichem (HK) Pty Ltd.)



Mr Wong Siu Ho, Thomas
Manager

TSP Sampler Calibration

SITE

Location: [Tuen Mun](#) Date: [October 20, 2023](#)
 Sampler: [A12-TSP-102](#) Tech: [Sam Wong](#)

CONDITIONS

Barometric Pressure (in Hg):	39.99	Corrected Pressure (mm Hg):	1016
Temperature (deg F):	80	Temperature (deg K):	300
Average Press. (in Hg):	39.99	Corrected Average (mm Hg):	1016
Average Temp. (deg F):	80	Average Temp. (deg K):	300

CALIBRATION ORIFICE

Make: Tisch	Qstd Slope: 2.10977
Model: TE-5025A	Qstd Intercept: -0.03782
Serial#: 4064	Date Certified: December 15, 2022

CALIBRATIONS

Plate or Test #	H2O (in)	Qstd (m3/min)	I (chart)	IC (corrected)	LINEAR REGRESSION
1	10.90	1.822	54.0	62.25	Slope = 40.9681
2	9.20	1.675	48.0	55.34	Intercept = -13.2632
3	7.20	1.484	40.0	46.11	Corr. coeff.= 0.9983
4	4.40	1.164	30.0	34.59	
5	2.80	0.932	22.0	25.36	# of Observations: 5

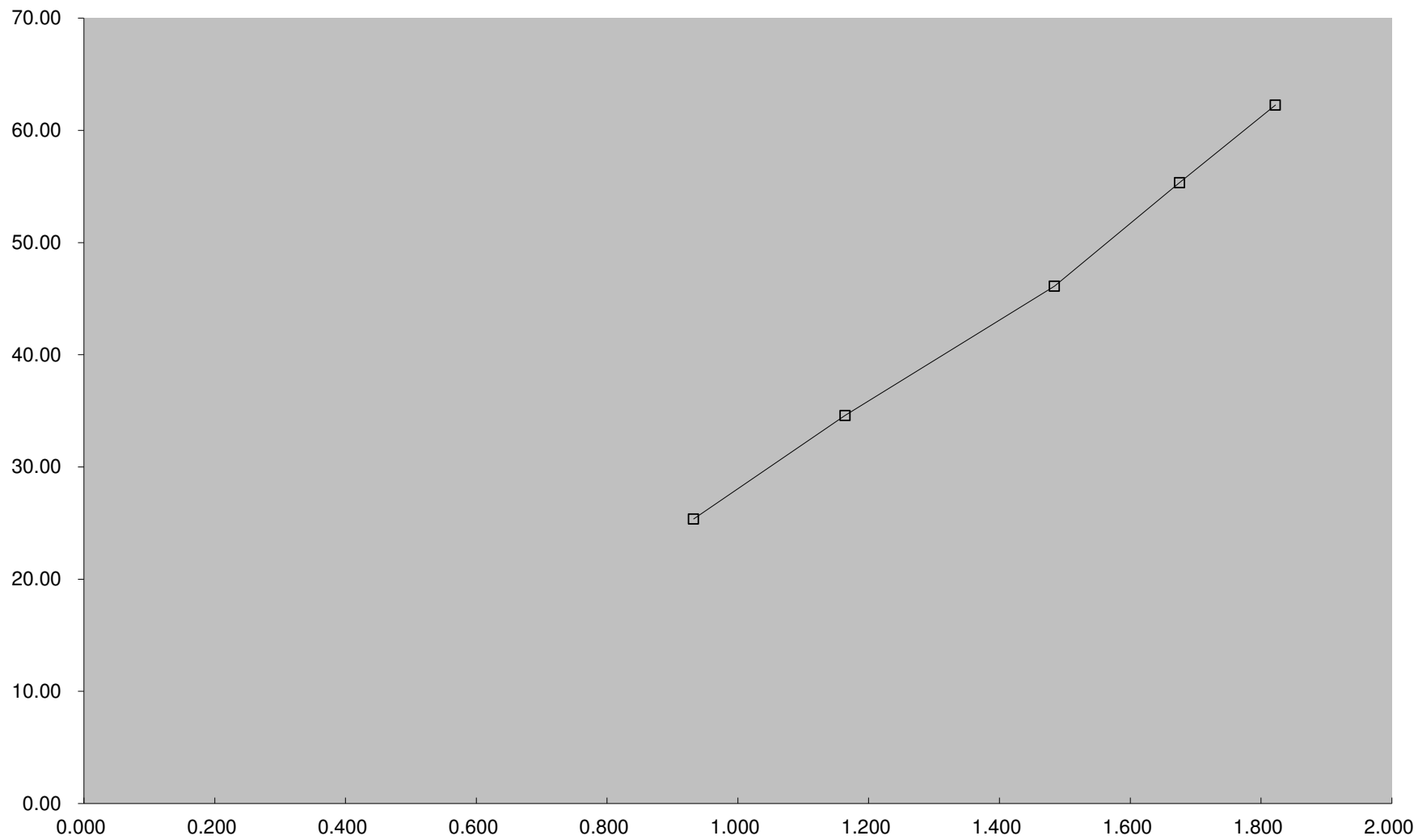
Calculations

Qstd = 1/m[Sqrt (H2O (Pa/Pstd) (Tstd/Ta)) -b]
 IC = I[Sqrt (Pa/Pstd) (Tstd/Ta)]

Qstd = standard flow rate
 IC = corrected chart response
 I = actual chart response
 m = calibrator Qstd slope
 b = calibrator Qstd intercept
 Ta = actual temperature during calibration (deg K)
 Pa = actual pressure during calibration (mm Hg)
 Tstd = 298 deg K
 Pstd = 760 mm Hg

For subsequent calculation of sampler flow:
 $1/m((I) [\text{Sqrt}(298/\text{Tav}) (\text{Pav}/760)] -b)$

m = sampler slope
 b = sampler intercept
 I = chart response
 Tav = daily average temperature
 Pav = daily average pressure





Certificate of Calibration

Calibration Certification Information			
Cal. Date: December 15, 2022	Rootsmeter S/N: 438320	Ta: 295	°K
Operator: Jim Tisch		Pa: 748.0	mm Hg
Calibration Model #: TE-5025A	Calibrator S/N: 4064		

Run	Vol. Init (m3)	Vol. Final (m3)	ΔVol. (m3)	ΔTime (min)	ΔP (mm Hg)	ΔH (in H2O)
1	1	2	1	1.4430	3.2	2.00
2	3	4	1	1.0210	6.4	4.00
3	5	6	1	0.9170	7.9	5.00
4	7	8	1	0.8730	8.8	5.50
5	9	10	1	0.7210	12.8	8.00

Data Tabulation					
Vstd (m3)	Qstd (x-axis)	$\sqrt{\Delta H \left(\frac{Pa}{Pstd} \right) \left(\frac{Tstd}{Ta} \right)}$ (y-axis)	Va	Qa (x-axis)	$\sqrt{\Delta H \left(\frac{Ta}{Pa} \right)}$ (y-axis)
0.9900	0.6861	1.4101	0.9957	0.6900	0.8881
0.9858	0.9655	1.9943	0.9914	0.9711	1.2560
0.9838	1.0728	2.2296	0.9894	1.0790	1.4042
0.9826	1.1255	2.3385	0.9882	1.1320	1.4728
0.9772	1.3554	2.8203	0.9829	1.3632	1.7762
QSTD	m=	2.10977	QA	m=	1.32110
	b=	-0.03782		b=	-0.02382
	r=	0.99998		r=	0.99998

Calculations			
Vstd=	$\Delta Vol \left(\frac{Pa - \Delta P}{Pstd} \right) \left(\frac{Tstd}{Ta} \right)$	Va=	$\Delta Vol \left(\frac{Pa - \Delta P}{Pa} \right)$
Qstd=	Vstd/ΔTime	Qa=	Va/ΔTime
For subsequent flow rate calculations:			
Qstd=	$1/m \left(\left(\sqrt{\Delta H \left(\frac{Pa}{Pstd} \right) \left(\frac{Tstd}{Ta} \right)} \right) - b \right)$	Qa=	$1/m \left(\left(\sqrt{\Delta H \left(\frac{Ta}{Pa} \right)} \right) - b \right)$

Standard Conditions	
Tstd:	298.15 °K
Pstd:	760 mm Hg
Key	
ΔH: calibrator manometer reading (in H2O)	
ΔP: rootsmeter manometer reading (mm Hg)	
Ta: actual absolute temperature (°K)	
Pa: actual barometric pressure (mm Hg)	
b: intercept	
m: slope	

RECALIBRATION
US EPA recommends annual recalibration per 1998 40 Code of Federal Regulations Part 50 to 51, Appendix B to Part 50, Reference Method for the Determination of Suspended Particulate Matter in the Atmosphere, 9.2.17, page 30



Calibration Certificate

Certificate No. **300622**

Page 1 of 3 Pages

Customer : Enovative Environmental Service Limited

Address : Room 23, 6/F, Block C, Goldfield Industrial Centre, 1 Siu Wo Road, Shatin, N.T.

Order No. : Q30275

Date of receipt : 30-Jan-23

Item Tested

Description : Sound Level Meter

Manufacturer : RION

Model : NL-52

I.D. : --

Serial No. : 00821072

Test Conditions

Date of Test : 10-Feb-23

Ambient Temperature : (23 ± 3)°C

Supply Voltage : --

Relative Humidity : (50 ± 25) %

Test Specifications

Calibration check.

The UUT has an indication that it conforms to IEC 61672-1:2002 Class 1

Ref. Document/Procedure: Z01, IEC 61672-1:2013.

Test Results

All results were within the IEC 61672 Class 1 specification or Tolerance.(where applicable)

The results are shown in the attached page(s).

Main Test equipment used:

<u>Equipment No.</u>	<u>Description</u>	<u>Cert. No.</u>	<u>Traceable to</u>
S240	Sound Level Calibrator	203900	NIM-PRC & SCL-HKSAR
S017	Multi-Function Generator	C211339	SCL-HKSAR

The values given in this Calibration Certificate only relate to the values measured at the time of the test and any uncertainties quoted will not include allowance for the equipment long term drift, variations with environmental changes, vibration and shock during transportation, overloading, mis-handling, or the capability of any other laboratory to repeat the measurement. Hong Kong Calibration Ltd. shall not be liable for any loss or damage resulting from the use of the equipment.

The test equipment used for calibration are traceable to International System of Units (SI), or by reference to a natural constant.
The test results apply to the above Unit-Under-Test only

Calibrated by : 
Elva Chong

Approved by : 
Kin Wong

Date: 10-Feb-23

This Certificate is issued by:
Hong Kong Calibration Ltd.
Unit 8B, 24/F., Well Fung Industrial Centre, No. 58-76, Ta Chuen Ping Street, Kwai Chung, NT, Hong Kong
Tel: 2425 8801 Fax: 2425 8646

The copyright of this certificate is owned by Hong Kong Calibration Ltd.. It may not be reproduced except in full.



Calibration Certificate

Certificate No. **300622**

Page 2 of 3 Pages

Results :

Acoustical signal test

1. Indication at the Calibration Check Frequency (1kHz)

UUT Setting		Applied Value (dB)	UUT Reading (dB)
Weight.	Response		After Adjust.*
A	F	94.0	93.0
	S		93.0
C	F		93.0
Z			93.0

*Adjustment using the customer's sound calibrator was performed immediately before test.

Tolerance : ± 1.0 dB

Uncertainty : ± 0.1 dB

2. Self-generated noise (Microphone Installed, most sensitive range) : 17.4 dBA

Electrical signal tests

3. Frequency weightings (A ,F)

Frequency	Attenuation (dB)	IEC 61672-1 Class 1 Spec.
31.5 Hz	-39.5	- 39.4 dB, ± 1.5 dB
63 Hz	-26.2	- 26.2 dB, ± 1.0 dB
125 Hz	-16.1	- 16.1 dB, ± 1.0 dB
250 Hz	-8.6	- 8.6 dB, ± 1.0 dB
500 Hz	-3.2	- 3.2 dB, ± 1.0 dB
1 kHz	0.0 (Ref)	0 dB, ± 0.7 dB
2 kHz	+1.1	+ 1.2 dB, ± 1.0 dB
4 kHz	+0.7	+ 1.0 dB, ± 1.0 dB
8 kHz	-1.1	- 1.1 dB, + 1.5 dB ~ -2.5 dB
16 kHz	-8.6	- 6.6 dB, + 2.5 dB ~ - 16.0 dB

Uncertainty : ± 0.1 dB



Calibration Certificate

Certificate No. 300622

Page 3 of 3 Pages

4. Frequency & Time weightings

4.1 Frequency Weighting (1kHz)

UUT Setting		Anticipated Value (dB)	UUT Reading (dB)	IEC 61672-1 Class 1 Spec.
Time Weight.	Freq. Weight.			
F	A	94.0	94.0 (Ref.)	--
	C		94.0	± 0.2 dB
	Z		94.0	

Uncertainty : ± 0.1 dB

4.2 Time Weighting (1kHz)

UUT Setting		Anticipated Value (dB)	UUT Reading (dB)	IEC 61672-1 Class 1 Spec.
Time Weight.	Freq. Weight.			
F	A	94.0	94.0 (Ref.)	--
S			94.0	± 0.1 dB
eq			94.0	

Uncertainty : ± 0.1 dB

5. Level Linearity on the Reference Level Range (8 kHz, A, F)

Anticipated Value (dB)	UUT Reading (dB)	IEC 61672-1 Class 1 Spec.
124.0	123.9	± 0.8 dB
114.0	113.9	
104.0	103.9	
94.0	94.0 (Ref.)	
84.0	84.0	
74.0	74.0	
64.0	64.0	
54.0	54.0	

Uncertainty : ± 0.1 dB

6. Level Linearity including the level range control (1 kHz, A, F)

N.A. (UUT is single range)

Remarks : 1. UUT : Unit-Under-Test

2. The uncertainty claimed is for a confidence probability of not less than 95%.

3. Atmospheric Pressure: 1 006 hPa.

4. Microphone model: UC-59, S/N: 07040.

5. Preamplifier model: NH-25, S/N: 10553.

----- END -----



Calibration Certificate

Certificate No. **300623**

Page 1 of 2 Pages

Customer : Enovative Environmental Service Limited

Address : Room 23, 6/F, Block C, Goldfield Industrial Centre, 1 Siu Wo Road, Shatin, N.T.

Order No. : Q30275

Date of receipt : 30-Jan-23

Item Tested

Description : Sound Calibrator

Manufacturer : RION

Model : NC-74

I.D. : --

Serial No. : 34857296

Test Conditions

Date of Test : 10-Feb-23

Ambient Temperature : (23 ± 3)°C

Supply Voltage : --

Relative Humidity : (50 ± 25) %

Test Specifications

Calibration check.

The UUT has an indication that it conforms to IEC 60942:2003 Class 1.

Ref. Document/Procedure : F21, Z02, IEC 60942:2003.

Test Results

All results were within the IEC 60942 Class 1 specification.


The results are shown in the attached page(s).


Main Test equipment used:

<u>Equipment No.</u>	<u>Description</u>	<u>Cert. No.</u>	<u>Traceable to</u>
S014	Spectrum Analyzer	206538	NIM-PRC & SCL-HKSAR
S240	Sound Level Calibrator	203900	NIM-PRC & SCL-HKSAR
S041	Universal Counter	201782	SCL-HKSAR
S206	Sound Level Meter	203311	SCL-HKSAR

The values given in this Calibration Certificate only relate to the values measured at the time of the test and any uncertainties quoted will not include allowance for the equipment long term drift, variations with environmental changes, vibration and shock during transportation, overloading, mis-handling, or the capability of any other laboratory to repeat the measurement. Hong Kong Calibration Ltd. shall not be liable for any loss or damage resulting from the use of the equipment.

The test equipment used for calibration are traceable to International System of Units (SI), or by reference to a natural constant.
The test results apply to the above Unit-Under-Test only

Calibrated by : 
Elva Chong

Approved by : 
Kin Wong

Date: 10-Feb-23



Calibration Certificate

Certificate No. 300623

Page 2 of 2 Pages

Results :

1. Generated Sound Pressure Level

UUT Nominal Value (dB)	Measured Value (dB)	IEC 60942 Class 1 Spec.
94.0	94.0	± 0.4 dB

Uncertainty : ± 0.2 dB

2. Short-term Level Fluctuation : 0.0 dB

IEC 60942 Class 1 Spec. : ± 0.1 dB

Uncertainty : ± 0.05 dB

3. Frequency

UUT Nominal Value (kHz)	Measured Value (kHz)	IEC 60942 Class 1 Spec.
1	1.002	± 1 %

Uncertainty : ± 3.6 x 10⁻⁶

4. Total Distortion + Noise : < 1.3%

IEC 60942 Class 1 Spec. : < 3.0 %

Uncertainty : ± 2.3 % of reading

Remark : 1. UUT : Unit-Under-Test

2. The uncertainty claimed is for a confidence probability of not less than 95%.

3. Atmospheric Pressure : 1 006 hPa.

----- END -----



專業化驗有限公司
QUALITY PRO TEST-CONSULT LIMITED

Unit 10, 5/F, Wah Wai Centre, 38-40 Au Pui Wan St., Fotan, Hong Kong
Email: info@qualityprotest.com; Website: www.qualityprotest.com
Tel: (852) 3956 8717; Fax: (852) 3956 3928

REPORT OF EQUIPMENT PERFORMANCE CHECK/ CALIBRATION

Test Report No. : R-BC110059
Date of Issue : 20 November 2023
Page No. : 1 of 2

PART A - CUSTOMER INFORMATION

Enovative Environmental Service Ltd.
Flat 2207, Yu Fun House Yu Chui Court, Shatin
New Territories (HK) Hong Kong

PART B - SAMPLE INFORMATION

Name of Equipment : YSI ProDSS (Multi-Parameters)
Manufacturer : YSI (a xylem brand)
Serial Number : 21K101469
Date of Received : 17 November 2023
Date of Calibration : 17 November 2023
Date of Next Calibration : 16 February 2024
Request No. : D-BC110059

PART C - REFERENCE METHODS/ DOCUMENTS FOR THE CALIBRATION

Test Parameter	Reference Method
pH value	APHA 21e 4500-H ⁺ B
Temperature	Section 6 of international Accreditation New Zealand Technical Guide no. 3 Second edition March 2008: Working Thermometer Calibration Procedure
Salinity	APHA 21e 2520 B
Dissolved oxygen	APHA 23e 4500-O G (Membrane Electrode Method)
Turbidity	APHA 21e 2130 B (Nephelometric Method)
Conductivity	APHA 21e 2510 B

PART D - CALIBRATION RESULT

(1) pH value

Target (pH unit)	Display Reading (pH unit)	Tolerance	Result
4.00	4.07	0.07	Satisfactory
7.42	7.49	0.07	Satisfactory
10.01	9.96	-0.05	Satisfactory

Tolerance of pH value should be less than ± 0.2 (pH unit)

(2) Temperature

Reading of Ref. thermometer (°C)	Display Reading (°C)	Tolerance	Result
10	10.0	0.0	Satisfactory
22	22.0	0.0	Satisfactory
40	40.0	0.0	Satisfactory


Tolerance of Temperature should be less than ± 2.0 (°C)

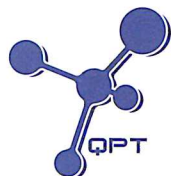
(3) Salinity

Expected Reading (g/L)	Display Reading (g/L)	Tolerance (%)	Result
10	9.90	-1.00	Satisfactory
20	20.11	0.55	Satisfactory

--- CONTINUED ON NEXT PAGE ---

AUTHORIZED
SIGNATORY:


LEE Chun-ning
Assistant Manager



REPORT OF EQUIPMENT PERFORMANCE CHECK/ CALIBRATION

Test Report No. : R-BC110059
Date of Issue : 20 November 2023
Page No. : 2 of 2

Expected Reading (g/L)	Display Reading (g/L)	Tolerance (%)	Result
30	30.20	0.67	Satisfactory

Tolerance of Salinity should be less than ± 10.0 (%)

(4) Dissolved oxygen

Expected Reading (mg/L)	Display Reading (mg/L)	Tolerance	Result
8.26	8.13	-0.13	Satisfactory
2.46	2.50	0.04	Satisfactory
1.01	1.11	0.10	Satisfactory
0.00	0.10	0.10	Satisfactory

Tolerance of Dissolved oxygen should be less than ± 0.5 (mg/L)

(5) Turbidity

Expected Reading (NTU)	Display Reading (NTU)	Tolerance (%)	Result
0	0.09	--	Satisfactory
10	9.91	-0.9	Satisfactory
20	19.84	-0.8	Satisfactory
100	98.67	-1.3	Satisfactory
800	797.88	-0.3	Satisfactory

Tolerance of Turbidity should be less than ± 10.0 (%)

(6) Conductivity

Expected Reading ($\mu\text{S/cm at } 25^\circ\text{C}$)	Display Reading	Tolerance (%)	Result
146.9	148.0	0.75	Satisfactory
1412	1327	-6.02	Satisfactory
12890	12530	-2.79	Satisfactory
58670	57582	-1.85	Satisfactory
111900	111523	-0.34	Satisfactory

Tolerance of Conductivity should be less than ± 10.0 (%)

Remark(s)

- The "Date of Next Calibration" is recommended according to best practice principals as practiced by QPT or quoted from relevant international standards.
- The results relate only to the calibrated equipment as received
- The performance of the equipment stated is checked with independent reference material and results compared against a calibrated secondary source.
- "Displayed Reading" denotes the figure shown on item under calibration/ checking regardless of equipment precision or significant figures.
- The "Tolerance Limit" mentioned is the acceptance criteria applicable for similar equipment used by Quality Pro Test-Consult Ltd. or quoted from relevant international standards.

--- END OF REPORT ---



Hong Kong Accreditation Service
香港認可處

Certificate of Accreditation
認可證書

This is to certify that
特此證明

QUALITY PRO TEST-CONSULT LIMITED
專業化驗有限公司

Unit 10, 5/F, Wah Wai Centre, 38-40 Au Pui Wan Street, Fotan, New Territories, Hong Kong
香港新界沙田火炭坳背灣街38-40號華衛工貿中心5樓10室

*is accredited by the Hong Kong Accreditation Service (HKAS) to ISO/IEC 17025:2017
for performing specific laboratory activities as listed in the scope of accreditation within the test category of*
獲香港認可處根據ISO/IEC 17025:2017認可
進行載於認可範圍內下述測試類別中的指定實驗所活動

Environmental Testing
環境測試

*This accreditation to ISO/IEC 17025:2017 demonstrates technical competence for a defined scope and
the implementation of a management system relevant to laboratory operation
(see joint IAF-ILAC-ISO Communiqué).*

此項 ISO/IEC 17025:2017 的認可資格證明此實驗所具備指定範疇內所須的技術能力及
實施一套與實驗所運作相關的管理體系
(見國際認可論壇·國際實驗所認可合作組織及國際標準化組織的聯合公報)。

The common seal of HKAS is affixed hereto by the authority of the HKAS Executive
現經香港認可處執行機關授權在此蓋上香港認可處的印章

SHUM Wai-leung, Executive Administrator

執行幹事 沈偉良

Issue Date : 18 July 2023

簽發日期：二零二三年七月十八日

Registration Number : HOKLAS 259
註冊號碼：

Date of First Registration : 6 July 2016
首次註冊日期：二零一六年七月六日





Hong Kong Accreditation Service
香港認可處

Certificate of Accreditation
認可證書

This is to certify that
特此證明

ALS TECHNICHEM (HK) PTY LIMITED

11/F, Chung Shun Knitting Centre, 1-3 Wing Yip Street, Kwai Chung, New Territories, Hong Kong
香港新界葵涌永業街1-3號忠信針織中心11樓

*is accredited by the Hong Kong Accreditation Service (HKAS) to ISO/IEC 17025:2017
for performing specific laboratory activities as listed in the scope of accreditation within the test category of*
獲香港認可處根據ISO/IEC 17025:2017認可
進行載於認可範圍內下述測試類別中的指定實驗所活動

Environmental Testing
環境測試

*This accreditation to ISO/IEC 17025:2017 demonstrates technical competence for a defined scope and
the implementation of a management system relevant to laboratory operation
(see joint IAF-ILAC-ISO Communiqué).*
此項 ISO/IEC 17025:2017 的認可資格證明此實驗所具備指定範疇內所須的技術能力並
實施一套與實驗所運作相關的管理體系
(見國際認可論壇、國際實驗所認可合作組織及國際標準化組織的聯合公報)。

The common seal of HKAS is affixed hereto by the authority of the HKAS Executive
現經香港認可處執行機關授權在此蓋上香港認可處的印章

SHUM Wai-leung, Executive Administrator
執行幹事 沈偉良
Issue Date : 28 February 2020
簽發日期：二零二零年二月二十八日

Registration Number : **HOKLAS 066**
註冊號碼：



Date of First Registration : 15 September 1995
首次註冊日期：一九九五年九月十五日

Appendix E EM&A Monitoring Schedules

Appendix E - EM&A Monitoring Schedules
MTRC Contract 1500 - TME Stations, Viaducts and River Crossing
Tentative Air Quality and Noise Impact Monitoring Schedule for January 2024

Sunday	Monday	Tuesday	Wednesday	Thursday	Friday	Saturday
	1	2	3	4	5	6
				Air & Noise Monitoring		
7	8	9	10	11	12	13
			Air & Noise Monitoring			
14	15	16	17	18	19	20
		Air & Noise Monitoring				
21	22	23	24	25	26	27
	Air & Noise Monitoring					Air Monitoring
28	29	30	31			

Remarks:

- 1) The Monitoring Schedule will be changed in the case of unforeseen circumstances (e.g. adverse weather etc)
- 2) Air Monitoring Locations will be conducted at AM1, AM2a, AM3, AM4 and AM5
- 3) Noise Monitoring Locations will be conducted at CN1, CN2, CN3, CN4, CN5, CN6, CN7, CN8, CN9, CN10 and CN11

Appendix E - EM&A Monitoring Schedules
MTRC Contract 1500 - TME Stations, Viaducts and River Crossing
Tentative Water Quality Monitoring Schedule for January 2024

Sunday	Monday	Tuesday	Wednesday	Thursday	Friday	Saturday
	1	2	3	4	5	6
	Mid-ebb: 16:12 Sampling: Cancelled* Mid-flood: 11:16 Sampling: Cancelled*		Mid-ebb: 17:57 Sampling: Cancelled* Mid-flood: 12:24 Sampling: Cancelled*		Mid-ebb: 06:14 Sampling: Cancelled* Mid-flood: 13:35 Sampling: Cancelled*	
7	8	9	10	11	12	13
		Mid-ebb: 11:27 Sampling: Cancelled* Mid-flood: 06:35 Sampling: Cancelled*		Mid-ebb: 13:01 Sampling: Cancelled* Mid-flood: 08:02 Sampling: Cancelled*		Mid-ebb: 14:32 Sampling: Cancel# Mid-flood: 09:23 Sampling: Cancel#
14	15	16	17	18	19	20
		Mid-ebb: 16:58 Sampling: 15:28 - 18:28 Mid-flood: 11:21 Sampling: 09:51 - 12:51		Mid-ebb: 19:12 Sampling: 17:42 - 19:00 Mid-flood: 12:40 Sampling: 11:10 - 14:10		Mid-ebb: 07:52 Sampling: 07:00 - 09:22 Mid-flood: 13:53 Sampling: 12:23 - 15:23
21	22	23	24	25	26	27
		Mid-ebb: 00:04 (24 Jan) Sampling: Cancel# Mid-flood: 11:43 Sampling: 10:13 - 13:13		Mid-ebb: 12:58 Sampling: 11:28 - 14:28 Mid-flood: 08:03 Sampling: 07:00 - 09:33		Mid-ebb: 14:05 Sampling: 12:35 - 15:35 Mid-flood: 09:00 Sampling: 07:30 - 10:30
28	29	30	31			
		Mid-ebb: 15:35 Sampling: 14:05 - 17:05 Mid-flood: 10:06 Sampling: 08:36 - 11:36				

Remarks:

- 1) The Monitoring Schedule will be changed in the case of unforeseen circumstances (e.g. adverse weather etc)
- 2) Water Monitoring Locations (Ebb tide) will be conducted at W1a, W2, W3, W4, W5, W6 and W7
- 3) Water Monitoring Locations (Flood tide) will be conducted at W1a, W2, W3, W8, W9, W10 and W11

* Sampling was cancelled because no construction works was conducted at Tuen Mun River Channel

Construction works at Tuen Mun River Channel was not planned, so water quality monitoring is not scheduled

Appendix E - EM&A Monitoring Schedules
MTRC Contract 1500 - TME Stations, Viaducts and River Crossing
Tentative Water Quality Monitoring Schedule for February 2024

Sunday	Monday	Tuesday	Wednesday	Thursday	Friday	Saturday
				1	2	3
				Mid-ebb: 16:56 Sampling: 15:26 - 18:26 Mid-flood: 10:55 Sampling: 09:25 - 12:25		Mid-ebb: 19:05 Sampling: 17:35 - 19:00 Mid-flood: 11:55 Sampling: 10:25 - 13:25
4	5	6	7	8	9	10
		Mid-ebb: 22:38 Sampling: Cancel# Mid-flood: 10:14 Sampling: 08:44 - 11:44		Mid-ebb: 12:09 Sampling: 10:39 - 13:39 Mid-flood: 16:57 Sampling: 15:27 - 18:27		Mid-ebb: 13:36 Sampling: 12:06 - 15:06 Mid-flood: 08:16 Sampling: 07:00 - 9:46
11	12	13	14	15	16	17
		Mid-ebb: 13:35 Sampling: 14:05 - 17:05 Mid-flood: 09:48 Sampling: 08:18 - 11:18		Mid-ebb: 17:11 Sampling: 15:41 - 18:41 Mid-flood: 10:43 Sampling: 09:13 - 12:13		Mid-ebb: 19:33 Sampling: 18:03 - 19:00 Mid-flood: 11:43 Sampling: 10:13 - 13:13
18	19	20	21	22	23	24
		Mid-ebb: 23:07 Sampling: Cancel# Mid-flood: 10:46 Sampling: 09:16 - 12:16		Mid-ebb: 12:20 Sampling: 10:50 - 13:50 Mid-flood: 07:12 Sampling: 07:00 - 08:42		Mid-ebb: 13:16 Sampling: 11:46 - 14:46 Mid-flood: 07:55 Sampling: 07:00 - 09:25
25	26	27	28	29		
		Mid-ebb: 14:33 Sampling: 13:03 - 16:03 Mid-flood: 08:49 Sampling: 07:19 - 10:19		Mid-ebb: 15:37 Sampling: 14:07 - 17:07 Mid-flood: 09:30 Sampling: 08:00 - 11:00		

Remarks:

- 1) The Monitoring Schedule will be changed in the case of unforeseen circumstances (e.g. adverse weather etc)
- 2) Water Monitoring Locations (Ebb tide) will be conducted at W1a, W2, W3, W4, W5, W6 and W7
- 3) Water Monitoring Locations (Flood tide) will be conducted at W1a, W2, W3, W8, W9, W10 and W11

Construction works at Tuen Mun River Channel was not planned, so water quality monitoring is not scheduled

Appendix F Event and Action Plan

Appendix F – Event Action Plan

Event / Action Plan for Construction Dust

Event	Action			
	ET	IEC	ER	Contractor
Action Level exceedance for one sample	<ol style="list-style-type: none"> 1. Identify source, investigate the causes of exceedance, and propose remedial measures; 2. If exceedance is confirmed, inform ER. IEC and Contractor; 3. Repeat measurement to confirm finding; and 4. Increase monitoring frequency 	<ol style="list-style-type: none"> 1. Check monitoring data submitted by ET; 2. Check Contractor's working method; 3. Discuss with ET, ER and contractor on possible remedial measures; 3. Review and advise the ET; and 4. ER on the effectiveness of the proposed remedial measures. 	<ol style="list-style-type: none"> 1. Confirm receipt of notification of exceedance; and 2. Ensure remedial measures properly implemented. 	<ol style="list-style-type: none"> 1. Identify sources and investigate the cause of exceedance; 2. Implement the agreed proposals; and 3. Amend working methods agreed with the ER as appropriate.
Action Level exceedance for two or more consecutive samples	<ol style="list-style-type: none"> 1. Identify source and investigate the cause of exceedance; 2. If exceedance is confirmed, inform ER, IEC, and Contractor; 3. Advise the ER, IEC on the effectiveness of the proposed remedial measures; 4. Repeat measurements to confirm findings; 5. Increase monitoring frequency; 6. Discuss with ER, IEC and Contractor on remedial actions required; 7. If exceedance continues, arrange meeting with ER, IEC, and contractor to discuss the remedial measures to be taken; and 8. If exceedance stops, cease additional monitoring 	<ol style="list-style-type: none"> 1. Check monitoring data submitted by ET; 2. Check Contractor's working method; 3. Discuss with ET, ER and Contractor on possible remedial measures; and 4. Review and advise the ET and ER on the effectiveness of the proposed remedial measures. 	<ol style="list-style-type: none"> 1. Confirm receipt of notification of exceedance; 2. In consultation with the ET and IEC agree with the Contractor on the remedial measures to be implemented; and 3. Supervise implementation of remedial measures. 	<ol style="list-style-type: none"> 1. Identify sources and investigate the cause of exceedance; 2. Submit proposals for remedial to ET, ER and IEC within 3 working days of notification; 3. Implement the agreed proposals; and 4. Amend proposal if appropriate.
Limit Level exceedance for one sample	<ol style="list-style-type: none"> 1. Identify source, investigate the cause of exceedance and propose remedial measures; 2. If exceedance is confirmed, inform ER, IEC, contractor and EPD; 3. Repeat measurement to confirm finding; 4. Increase monitoring frequency; and 5. Discuss with the ER, IEC and Contractor on the remedial measures and assess effectiveness. 	<ol style="list-style-type: none"> 1. Check monitoring data submitted by ET; 2. Check Contractor's working method; 3. Discuss with ET, ER and Contractor on possible remedial measures; and 4. Advise the ET and ER on the effectiveness of the proposed remedial measures. 	<ol style="list-style-type: none"> 1. Confirm receipt of notification of exceedance; 2. Review and agree on the remedial measures proposed by the Contractor; and 3. Ensure remedial measures properly implemented. 	<ol style="list-style-type: none"> 1. Identify sources and investigate the cause of exceedance; 2. Take immediate action to avoid further exceedance; 3. Submit proposals for remedial actions to ET, ER and IEC within 3 working days of notification; 4. Implement the agreed proposals; and 5. Amend proposal if appropriate.
Limit Level exceedance for two or more consecutive samples	<ol style="list-style-type: none"> 1. Identify source, investigate the cause of exceedance, and propose remedial measures; 2. If exceedance is confirmed, inform ER, IEC, contractor and EPD; 3. Repeat measurement to confirm finding; 4. Increase monitoring frequency; 	<ol style="list-style-type: none"> 1. Check monitoring data submitted by ET; 2. Discuss amongst ER, ET, and Contractor on the potential remedial actions; and 3. Review Contractor's remedial actions whenever necessary to assure their effectiveness and advise the ER accordingly. 	<ol style="list-style-type: none"> 1. Confirm receipt of notification of exceedance; 2. In consultation with the IEC, agree with the Contractor on the remedial measures to be implemented; 3. Ensure remedial measures properly implemented; and 	<ol style="list-style-type: none"> 1. Identify sources and investigate the cause of exceedance; 2. Take immediate action to avoid further exceedance; 3. Submit proposals for remedial actions to ET, ER and IEC within 3 working days of notification; 4. Implement the agreed proposals;

Event	Action			
	ET	IEC	ER	Contractor
	5. Carry out analysis of Contractor's working procedures to determine possible mitigation to be implemented; 6. Arrange meeting with ER, IEC, and contractor to discuss the remedial actions to be taken; 7. Assess effectiveness of Contractor's remedial actions and keep IEC, EPD and ER informed of the results; and 8. If exceedance stops, cease additional monitoring.		4. If exceedance continues, consider what portion of the work is responsible and instruct the Contractor to stop that portion of work until the exceedance is abated.	5. Revise and resubmit proposals if problem still not under control; and 6. Stop the relevant portion of works as determined by the ET, ER and IEC until the exceedance is abated.

Event / Action Plan for Construction Noise

Event	Action			
	ET	IEC	ER	Contractor
Action Level	1. Investigate the complaint and propose remedial measures; 2. Discuss with the ER and Contractor on the remedial measures required; and 4. Increase monitoring frequency to check mitigation effectiveness.	1. Review the investigation results submitted by the Contractor; 2. Review and advise the ET and ER on the effectiveness of the remedial measures proposed by the Contractor; and 3. Supervise the implementation of the remedial measures.	1. Notify the Contractor, ET, IEC and Confirm receipt of notification of complaint in writing; 2. Review and agree on the remedial measures proposed by the Contractor; and 3. Supervise implementation of remedial measures	1. Investigate the complaint and propose remedial measures; 2. Report the results of investigation to the IEC, ET, and ER; 3. Submit noise mitigation proposals to the ER, IEC, and ET within three working days of notification for agreement; and 4. Implement noise mitigation proposals.
Limit Level exceedance	1. Notify the Contractor, IEC, EPD and ER; 2. Repeat measurement to confirm exceedance; 3. Identify source and investigate the causes of exceedance; 4. Carry out analysis of Contractor's working procedures to determine possible mitigation to be implemented; 5. Arrange meeting with the IEC and ER to discuss the remedial measures to be taken; 6. Review the effectiveness of Contractor's remedial measures and	1. Check monitoring data submitted by the ET; 2. Check the Contractor's working method; 3. Discuss with the ER, ET, and Contractor on the potential remedial measures; 4. Review and advise the ET and ER on the effectiveness of the remedial measures proposed by the Contractor; and 5. Supervise the implementation of remedial measures.	1. Confirm receipt of notification of failure in writing; 2. In consultation with the ET and IEC, agree with the Contractor on the remedial measures to be implemented; 3. Supervise the implementation of remedial measures; and 4. If exceedance continues, consider what portion of the work is responsible and instruct the Contractor to stop that portion of work until the exceedance is abated.	1. Identify source and investigate the causes of exceedance; 2. Take immediate action to avoid further exceedance; 3. Submit proposals for remedial measures to the ER, IEC, and ET within three working days of notification for agreement; 4. Implement the agreed proposals; 5. Revise and resubmit proposals if problem still not under control; and 6. Stop the relevant portion of works as determined by the ER until the exceedance is abated.

	keep IEC, EPD and ER informed of the results; and 7. If exceedance stops, cease additional monitoring.			
--	---	--	--	--

Event / Action Plan for Water Quality

Event	Action			
	ET	IEC	ER	Contractor
Action level being exceeded by one sampling day	<ol style="list-style-type: none"> Repeat in-situ measurement on next day of exceedance to confirm findings; Identify reasons for non-compliance and source(s) of impact; Inform IEC and Contractor; and Check monitoring data, all plant, equipment and Contractor's working methods. 	<ol style="list-style-type: none"> Check monitoring data submitted by ET and Contractor(s)'s working methods. 	<ol style="list-style-type: none"> Confirm receipt of notification of exceedance in writing. 	<ol style="list-style-type: none"> Inform the ER and confirm notification of the non-compliance in writing; and Check all plant and equipment and rectify unacceptable practice.
Action level being exceeded by two or more consecutive sampling days	<ol style="list-style-type: none"> Repeat in-situ measurement on next day of exceedance to confirm findings; Identify reasons for non-compliance and source(s) of impact; Inform IEC and Contractor; Check monitoring data, all plant, equipment and Contractor's working methods; Discuss additional mitigation measures with IEC and Contractor and ensure mitigation measures are implemented; and Prepare to increase the monitoring frequency to daily. 	<ol style="list-style-type: none"> Discuss with ET and Contractor on the mitigation measures and advise the ER accordingly; Assess the effectiveness of the implemented mitigation measures; and Check monitoring data submitted by ET and Contractor(s)'s working methods. 	<ol style="list-style-type: none"> Confirm receipt of notification of exceedance in writing; Discuss with IEC on the proposed mitigation measures and agree on the mitigation measures to be implemented; Ensure additional mitigation measures are properly implemented; and Assess the effectiveness of the implemented mitigation measures. 	<ol style="list-style-type: none"> Inform the ER and confirm notification of the non-compliance in writing; Check all plant and equipment and rectify unacceptable practice; Consider changes of working methods; Discuss with ET and IEC and propose mitigation measures to IEC and ER within 3 working days; and Implement the agreed mitigation measures.
Limit level being exceeded by one sampling day	<ol style="list-style-type: none"> Repeat in-situ measurement on next day of exceedance to confirm findings; Identify reasons for non-compliance and source(s) of impact; Inform IEC, Contractor and ER; 	<ol style="list-style-type: none"> Discuss with ET and Contractor on the mitigation measures; Review proposals on mitigation measures submitted by Contractor and advise the ER accordingly; and Assess the effectiveness of the implemented mitigation measures. 	<ol style="list-style-type: none"> Confirm receipt of notification of exceedance in writing Discuss with IEC, ET and Contractor on the proposed mitigation measures and agree on the mitigation measures to be implemented; 	<ol style="list-style-type: none"> Inform the ER and confirm notification of the non-compliance in writing; Check all plant and equipment and rectify unacceptable practice; and Consider changes of working methods;

Event	Action			
	ET	IEC	ER	Contractor
	<ol style="list-style-type: none"> 4. Check monitoring data, all plant, equipment and Contractor's working methods; 5. Discuss additional mitigation measures with IEC, ER and Contractor and ensure mitigation measures are implemented; and 6. Increase the monitoring frequency to daily until no exceedance of limit level. 		<ol style="list-style-type: none"> 3. Ensure additional mitigation measures are properly implemented; 4. Assess the effectiveness of the implemented mitigation measures; and 5. Request Contractor to critically review the working methods. 	<ol style="list-style-type: none"> 4. Discuss with ET and IEC and propose mitigation measures to IEC and ER within 3 working days; and 5. Implement the agreed mitigation measures.
Limit level being exceeded by two or more consecutive sampling days	<ol style="list-style-type: none"> 1. Repeat in-situ measurement on next day of exceedance to confirm findings; 2. Identify reasons for non-compliance and source(s) of impact; 3. Inform IEC, Contractor and ER; 4. Check monitoring data, all plant, equipment and Contractor's working methods; 5. Discuss additional mitigation measures with IEC, ER and Contractor and ensure mitigation measures are implemented; and 6. Increase the monitoring frequency to daily until no exceedance of limit level. 	<ol style="list-style-type: none"> 1. Discuss with ET and Contractor on the mitigation measures; 2. Review proposals on mitigation measures submitted by Contractor and advise the ER accordingly; and 3. Assess the effectiveness of the implemented mitigation measures. 	<ol style="list-style-type: none"> 1. Confirm receipt of notification of exceedance in writing; 2. Discuss with IEC, ET and Contractor on the proposed mitigation measures and agree on the mitigation measures to be implemented; 3. Ensure additional mitigation measures are properly implemented; 4. Assess the effectiveness of the implemented mitigation measures; 5. Request Contractor to critically review the working methods; and 6. Consider and instruct, if necessary, the Contractor to slow down or to stop all or part of the construction activities until no exceedance of Limit level. 	<ol style="list-style-type: none"> 1. Inform ER and confirm notification of non-compliance in writing; 2. Check all plant and equipment and rectify unacceptable practice; 3. Consider changes of working methods; 4. Discuss with ET and IEC and propose mitigation measures to IEC and ER within 3 working days; 5. Implement the agreed mitigation measures; and 6. As directed by the ER, to slow down or to stop all or part of the construction activities.

Appendix G Cumulative Statistics on Complaints, Notification of Summons and Successful Prosecutions

Appendix G – Cumulative Statistics on Complaints, Notification of Summons and Successful Prosecutions

	Data Received	Subject	Status	Total no. received in this month	Total no. received since project commencement
Environmental Complaints	-	-	-	0	0
Notification of Summons	-	-	-	0	0
Successful Prosecutions	-	-	-	0	0

Appendix H Monthly Summary Waste Flow Table

Appendix B

Monthly Ardeid Monitoring Result
(December 2023)

MONTHLY ARDEID MONITORING

No construction works was carried out during this the report period (i.e. 11 – 31 December 2023). So no monthly ardeid monitoring was conducted.