

PROJECT NO.: TCS/00116/03/

ISSUE NO.: 1



DATE: 9 JANUARY 2004

**HONG KONG DRAINAGE SERVICES DEPARTMENT  
CONTRACT NO. DC/2000/08  
VILLAGE FLOOD PROTECTION WORKS FOR WANG  
CHAU, MAI PO LO WAI AND MAI PO SAN TSUEN AND  
DRAINAGE IMPROVEMENT WORKS AT TAN KWAI  
TSUEN**

**ENVIRONMENTAL MONITORING & AUDIT (EM&A)  
REPORT – DECEMBER 2003 (REVISION A)**

PREPARED FOR

CHING CHIT CHEUNG CONSTRUCTION CO., LIMITED

Quality Index	Date	Reference No.	Prepared by	Approved By
	9 January 2004	TCS/00116/03/600/R0625	Kin Hoo Ho (Environmental Consultant) 	F N Wong (Deputy Environmental Team Leader) 

This report has been prepared by Action-United Environmental Services & Consulting with all reasonable skill, care and diligence within the terms of the Agreement with the client, incorporating our General Terms and Conditions of Business and taking account of the resources devoted to it by agreement with the client.

We disclaim any responsibility to the client and others in respect of any matters outside the scope of the above.

This report is confidential to the client and we accept no responsibility of whatever nature to third parties to whom this report, or any part thereof, is made known. Any such party relies upon the report at their own risk.

Ove Arup & Partners  
奧雅納工程顧問

Our ref 23597/L055/ST/FL/ac

Date 14 January 2004

Level 5, Festival Walk  
80 Tat Chee Avenue  
Kowloon Tong, Kowloon  
Hong Kong  
Tel +852 2528 3031  
Fax +852 2268 3950  
Direct Tel +852 2268 3211  
sam.tsoi@arup.com

www.arup.com

Engineer's Representative  
Drainage Services Department  
Drainage Projects Division  
45/F Revenue Tower  
Wan Chai, Hong Kong

Attn: Mr Cheng Pan

ARUP

By Fax & By Post  
Fax No 2827 8700

Dear Sir,

Agreement No DP 01/2002  
Hire of Services for an Independent Environmental Checker for Contract No DC/2000/08 Village Flood  
Protection Works for Wang Chau, Mai Po Lo Wai and Mai Po San Tsuen and Drainage Improvement  
Works at Tan Kwai Tsuen  
Verification of EM&A Report for December 2003 (Revision A)

We refer to the ET's report dated 9 January 2004, but only received by the IEC on 14 January 2004 regarding the captioned subject. To this regard, we would advise the ET to be punctual for report submission in future.

We hereby verify that the captioned report shall be submitted to the EPD in accordance with the requirement as stipulated in the FEP.

If you require any further information, please do not hesitate to contact the undersigned or our Mr Fredrick Leong at 2268 3639.

Yours faithfully,



Sam Tsoi  
Independent Environmental Checker

cc AUES - Mr FN Wong (by fax only: 2959 6079)  
CCC - Mr Wayne Kee (by fax only: 2482 4746)

## Abbreviations

A1	Air Sensitive Receiver
AUES	Action United Environmental Services
ET	Environmental Team
DSD	Drainage Services Department
EAP	Event and Action Plan
EIA	Environmental Impact Assessment
EM&A	Environmental Monitoring and Audit
EP	Environmental Permit
EPD	Environmental Protection Department
FEP	Further Environmental Permit
HOKLAS	The Hong Kong Laboratory Accreditation Scheme
HVS	High Volume Sampler
IEC	Independent Environmental Checker
N1	Noise Sensitive Receiver
QA/QC	Quality Assurance and Quality Control
TAT	Trigger/ Action/ Target
TSP	Total Suspended Particulates
W(D)1	Water Sensitive Receiver (Down Stream)
W(U)1	Water Sensitive Receiver (Up Stream)

## **Executive Summary**

Ching Chit Cheung Construction Co., Ltd. (The Contractor) has been awarded the Contract DC/2000/08 from the Drainage Services Department (DSD) to undertake the Village Flood Protection Works for Wang Chau, Mai Po Lo Wai and Mai Po San Tsuen and Drainage Improvement Works at Tan Kwai Tsuen (the Project).

Action-United Environmental Services and Consulting (AUES) has been commissioned by the Contractor to undertake an impact Environmental Monitoring and Audit (EM&A) program for this project.

This report presents the findings of the impact EM&A reporting month (No. 14) for the Project from **27 November 2003 to 26 December 2003** in accordance with the Environmental Monitoring & Audit (EM&A) Manual.

## ***Environmental Monitoring and Audit Progress***

The impact EM&A program was undertaken in accordance with the EM&A manual. A summary of the monitoring activities in this reporting month is listed below:

- |                            |                    |
|----------------------------|--------------------|
| • 1-Hr TSP Monitoring      | 17 Events          |
| • 24-Hr TSP Monitoring     | 5 Events           |
| • Noise Monitoring         | 8 Events           |
| • Water Quality Monitoring | 12 Monitoring Days |
| • Site Inspection          | 5 Times            |
| • Waste Management Audit   | 1 Time             |
| • Ecological Monitoring    | 0 Occasion         |

## ***Air Quality***

One 24-hour TSP Trigger-level exceedance was recorded on 12 December 2003. No increase or dusty construction works were recorded on that day. The area of works was also downwind in location to the area of works. The ET Submitted an investigation report and concluded that the exceedance was unlikely to be works related and reminded the contractor to fully implement dust mitigation measures particularly during dry weather.

For 1-hour TSP monitoring at A1, two Trigger-level, six Action-level and three Target-level exceedances were recorded this month. The exceedances were recorded on 1, 2, 3, 12 and 18 December 2003. The 1-hour TSP monitoring events on 2 and 3 December 2003 were additional monitoring events done for investigation purposes. The ET submitted investigation reports for all the 1-hour TSP exceedances and concluded that they were not works related but an indication of the general poor ambient air quality over Hong Kong during December 2003.

## ***Construction Noise***

All daytime noise measurement results were below the Limit Level.

## ***Water Quality***

No exceedance in water quality was recorded in this reporting month.

### ***Summary of Environmental Exceedance***

A summary of environmental exceedance for air, noise and water in this reporting period is presented below:

<b>Env. Quality</b>	<b>Parameters</b>	<b>% Compliance</b>	<b>Investigation &amp; Corrective Actions</b>
Air Quality	1-Hr TSP	35	ET Investigation Completed#
	24-Hr TSP	80	ET Investigation Completed#
Noise	Leq (30min) Daytime	100	Not Required for 100% compliance
Water Quality	Suspended Solids	100	Not Required for 100% compliance
	Total Zinc Level	100	Not Required for 100% compliance

# Details of the monitoring exceedances recorded by the ET are presented in **Appendix M**.

### ***Ecological Monitoring***

No ecological monitoring is required in this reporting month.

### ***Environmental Complaints***

No environmental complaint was received in this reporting month.

### ***Environmental Summons***

No summon or prosecution related to environmental issue was received in this reporting month.

### ***Site Inspection and Audit***

Five environmental site inspections were carried out jointly by the representatives of the IEC, the Engineer and the Contractor's environmental staff on 26 November, 3, 10, 17 and 24 December 2003. The ET joined the environmental site inspection and undertook an additional independent waste management audit on 3 December 2003.

### ***Future Key Issues***

The construction works of the box culvert, the pumping station, storage pond and the flood protection wall will continue in the coming construction months. It is expected that construction noise, air and water quality impacts will be of particular environmental concern. Key issues to be considered are as follows:

- Noise mitigation measures on works using powered mechanical plants;
- Dust suppression during the coming dry weather condition particularly along haul roads;
- Discharge of surface runoff from the work site into nearby river systems;
- Follow-up improvement on waste management; and
- Any stockpiles should follow the measures laid out in the environmental mitigation implementation schedule.

## Table of Contents

<b>1.0</b>	<b>INTRODUCTION</b> .....	<b>1</b>
1.1	Project Background.....	1
1.2	Structure of the Monthly EM&A Report.....	1
<b>2.0</b>	<b>PROJECT ACTIVITIES</b> .....	<b>2</b>
2.1	Construction Works in December 2003.....	2
<b>3.0</b>	<b>STATUS OF ENVIRONMENTAL PERMITS</b> .....	<b>3</b>
3.1	Environmental Permits.....	3
<b>4.0</b>	<b>SUMMARY OF EM&amp;A ACTIVITIES IN DECEMBER 2003</b> .....	<b>4</b>
<b>5.0</b>	<b>AIR QUALITY MONITORING</b> .....	<b>5</b>
5.1	Monitoring Equipment.....	5
5.2	Monitoring Location.....	5
5.3	Trigger/Action/Target Levels of Air Quality.....	5
5.4	Monitoring Procedure and Calibration Details.....	6
5.5	Impact Air Quality Monitoring Results and Audits.....	7
<b>6.0</b>	<b>NOISE MONITORING</b> .....	<b>8</b>
6.1	Monitoring Equipment.....	8
6.2	Monitoring Location.....	8
6.3	Trigger/Action/Target Levels of Construction Noise.....	8
6.4	Monitoring Procedure and Calibration Details.....	9
6.5	Noise Monitoring Results and Audits.....	9
<b>7.0</b>	<b>WATER QUALITY MONITORING</b> .....	<b>11</b>
7.1	Monitoring Equipment.....	11
7.2	Monitoring Locations.....	11
7.3	Trigger/Action/Target Levels of Water Quality.....	11
7.4	Monitoring Methodology.....	12
7.5	Water Monitoring Results and Audits.....	12
<b>8.0</b>	<b>WASTE MANAGEMENT</b> .....	<b>13</b>
<b>9.0</b>	<b>ECOLOGICAL MONITORING</b> .....	<b>14</b>
9.1	Monitoring Parameters and Frequency.....	14
9.2	Monitoring Location.....	14
9.3	Ecological Monitoring and Audit.....	14
<b>10.0</b>	<b>ENVIRONMENTAL NON-COMPLIANCE AND COMPLAINT</b> .....	<b>15</b>
10.1	Environmental Compliance Requirement.....	15
10.2	Summary of Monitoring Exceedances.....	15
10.3	Summary of Environmental Complaints.....	16
10.4	Environmental Summons.....	16
<b>11.0</b>	<b>SITE INSPECTION</b> .....	<b>17</b>
<b>12.0</b>	<b>IMPLEMENTATION STATUS OF MITIGATION MEASURES</b> .....	<b>17</b>

<b>13.0</b>	<b>IMPACT FORECAST AND MONITORING SCHEDULE FOR NOVEMBER 03....</b>	<b>17</b>
13.1	Key Issues for the Coming Month.....	17
13.2	Upcoming EM&A Schedule in January 2004.....	18
13.3	Construction works for the 3 Months Rolling Program.....	18
<b>14.0</b>	<b>CONCLUSIONS AND RECOMMENDATIONS.....</b>	<b>18</b>

### List of Tables

Table 2-1	Major Construction Activities in December 2003
Table 3-1	Summary of the Licence/Permit Status
Table 4-1	EM&A Activities in December 2003
Table 5-1	Air Quality Monitoring Equipment
Table 5-2	Location of Air Monitoring Station
Table 5-3	Trigger/Action/Target Levels for 24-Hr TSP Monitoring
Table 5-4	Trigger/Action/Target Levels for 1-Hr TSP Monitoring
Table 5-5	Impact Air Quality Monitoring Results
Table 6-1	Noise Monitoring Equipment
Table 6-2	Location of Noise Monitoring Station
Table 6-3	Trigger/Action Levels for Construction Noise
Table 6-4	Target Levels for Construction Noise
Table 6-5	Summary of Construction Noise Monitoring Results
Table 7-1	Water Quality Monitoring Equipment
Table 7-2	Locations of Water Monitoring Stations
Table 7-3	Trigger/Action/Target Levels for Water Quality
Table 7-4	Analytical Methods of Water Samples
Table 7-5	Summary of Impact Water Quality Monitoring Results
Table 7-6	Laboratory Testing Results of Suspended Solids and Total Zinc
Table 8-1	Summary of Waste Audit Findings and Follow Up Action
Table 8-2	Summary of Quantities of Waste for Disposal
Table 9-1	Ecological Monitoring Equipment
Table 10-1	Statistical Summary of Environmental Complaints
Table 10-2	Statistical Summary of Environmental Summons
Table 11-1	Summary of Site Inspection Findings and Follow Up Action
Table 13-1	Upcoming EM&A Schedule

### List of Appendices

Appendix A	Locations of Environmental Monitoring Stations
Appendix B	HOKLAS Certificates and QA/QC Procedures
Appendix C	Schedule of Calibration Certificates
Appendix D	Graphical Plots of Air Quality Monitoring Results
Appendix E	Graphical Plot of Noise Monitoring Results
Appendix F	Meteorological Data
Appendix G	Raw Data of Water Quality Monitoring Results
Appendix H	Graphical Plots of Water Quality Monitoring Results
Appendix I	Environmental Mitigation Implementation Schedule
Appendix J	Construction Program
Appendix K	Record of Environmental Site Audit
Appendix L	Record of Waste Management Audit
Appendix M	Summary of Monitoring Exceedances

## 1.0 INTRODUCTION

### 1.1 PROJECT BACKGROUND

Ching Chit Cheung Construction Co., Ltd. (the Contractor) has been awarded the Contract DC/2000/08 from the Drainage Services Department (DSD) to construct the Village Flood Protection Works for Wang Chau, Mai Po Lo Wai and Mai Po San Tsuen and drainage improvement works at Tan Kwai Tsuen (the Project).

Action-United Environmental Services and Consulting (AUES) has been commissioned by the Contractor to implement an environmental monitoring and audit (EM&A) program in compliance with the legal and the contractual requirements of the Project.

The construction works at Mai Po Lo Wai and Mai Po San Tsuen are the section classified as Designated Project governed by the Environmental Permit system. A Further Environmental Permit (FEP-01/088/2002) was issued to the Contractor on 22 Aug 2002. According to Condition 4.0 of the FEP, an Environmental Monitoring and Audit (EM&A) program is required for Mai Po Lo Wai and Mai Po San Tsuen of this Project.

This monthly EM&A report (No. 15) presents the results of EM&A works conducted in the reporting month of **December** 2003 (from 27 November to 26 December 2003).

### 1.2 STRUCTURE OF THE MONTHLY EM&A REPORT

The structure of this EM&A report is organized into 14 sections as follows:

<b>Section 1</b>	Introduction
<b>Section 2</b>	Project Activities
<b>Section 3</b>	Status of Environmental Permit
<b>Section 4</b>	Summary of Impact EM&A Activities in December 2003
<b>Section 5</b>	Air Quality Monitoring
<b>Section 6</b>	Noise Monitoring
<b>Section 7</b>	Water Quality Monitoring
<b>Section 8</b>	Waste Management
<b>Section 9</b>	Ecological Monitoring
<b>Section 10</b>	Environmental Non-Compliance and Complaint
<b>Section 11</b>	Site Inspection
<b>Section 12</b>	Implementation Status of Mitigation Measures
<b>Section 13</b>	Impact Forecast and Monitoring Schedule for January 2004
<b>Section 14</b>	Conclusions and Recommendations



## 2.0 PROJECT ACTIVITIES

### 2.1 CONSTRUCTION WORKS IN DECEMBER 2003

A summary of the major construction activities undertaken in this reporting month is shown in *Table 2-1*.

**Table 2-1 Major Construction Activities in December 2003**

Site Area	Construction	Description of Construction Activities
Wang Chau	Pump House	Wall and slab construction
	Control building	Wall and slab construction, remove sheetpile
	Existing BC1	Drainage works and manhole construction
	Boundary Wall	Construction works
Mai Po	Pump House	Base Slab and Wall Construction
	Box Culvert	Backfilling Work and Driving Sheetpile
		Steel fixing and formwork
		Base slab, wall & roof construction
	Flood Wall	Backfilling Work and Construction Of Concrete Block
		Infrastructure (including formworks, steel fixing and concreting)
	Retaining Wall	Construction Works
	Rectangular Channel	Construction Works
Storage Pond	Construction of Toe Block and U-Channel	
	Backfilling work	
Low Flow Chamber	Construction Works	
Tan Kwai Tsuen	Drainage Improvement	Sheet piling and Excavation
		Base slab and wall construction
		Drainage channel (including break wall & slab)
		Filling work (Granular)
		BC1 Construction

### 3.0 STATUS OF ENVIRONMENTAL PERMITS

#### 3.1 ENVIRONMENTAL PERMITS

The current status of all environmental permits, licences, and/or notification to EPD for this project as of 26 December 2003 is presented in **Table 3-1**.

**Table 3-1 Summary of the Licence/Permit Status**

Item	Item Description	Permit Status
1	Further Environmental Permit, FEP-01/088/2002	Issued to Ching Chit Cheung on 29 July 2002
2	Air Pollution Control (Construction Dust) – Mai Po	Notified EPD on 13 Aug 02
3	Air Pollution Control (Construction Dust) – Wang Chau	Notified EPD on 13 Aug 02
4	Air Pollution Control (Construction Dust) – Tan Kwai Tsuen	Notified EPD on 13 Aug 02
5	Water Pollution Control (Discharge Licence) – Septic Tanks, RE and Contractor's Offices No.IS38N/1	Issued on 7 February 03
6	Water Pollution Control (Discharge Licence) – Mai Po No.IS39/1	Valid (27 Nov 02 – 30 Nov 07)
7	Water Pollution Control (Discharge Licence) – Wang Chau, No.IU366/1	Valid (9 Sep 02 – 30 Sept 07)
8	Marine Dumping (South Cheung Chau) – Uncontaminated Mud - Mai Po Lo Wai & Mai Po San Tsuen, EP/MD/04-036	Valid (4 Aug 03 – 3 Feb 04)
9	Chemical Waste Producer Registration – Mai Po WPN: 5113-542-C3234-03	Issued on 23 October 02
10	Chemical Waste Producer Registration – Wang Chau WPN: 5113-528-C3234-01	Issued on 10 October 02
11	Chemical Waste Producer Registration – Tan Kwai Tsuen, WPN: 5211-519-C3234-02	Issued on 3 October 02
12	Water Pollution Control (Discharge Licence) - Tan Kwai Tsuen No.IT301/1	Valid (4 Feb 03 – 31 Jan 08)

#### 4.0 SUMMARY OF EM&A ACTIVITIES IN DECEMBER 2003

##### **24-Hr and 1-Hr TSP:**

Five events of 24-Hr TSP, and 17 events of 1-Hr TSP monitoring work were undertaken at one designated (A1) station during the reporting period.

##### **Noise:**

Eight events of construction noise monitoring were undertaken at one designated (N1) station during the reporting period.

##### **Water Quality:**

Twelve water quality monitoring days were undertaken at two designated (W(U)1 & W(D)1) stations during the reporting period.

The schedule which details all monitoring activities during the reporting month is presented in **Table 4-1**.

**Table 4-1 EM&A Activities in December 2003**

<i>Date of Monitoring</i>		Water Quality	Noise (Leq30)	Air Quality (1-Hr and 24-Hr)	Site Inspection
27-Nov-03	Thu				
28-Nov-03	Fri				
29-Nov-03	Sat				
30-Nov-03	Sun				
1-Dec-03	Mon				
2-Dec-03	Tue			1-hr TSP Only	
3-Dec-03	Wed			1-hr TSP Only	
4-Dec-03	Thu				
5-Dec-03	Fri				
6-Dec-03	Sat				
7-Dec-03	Sun				
8-Dec-03	Mon				
9-Dec-03	Tue				
10-Dec-03	Wed				
11-Dec-03	Thu				
12-Dec-03	Fri				
13-Dec-03	Sat				
14-Dec-03	Sun				
15-Dec-03	Mon				
16-Dec-03	Tue				
17-Dec-03	Wed				
18-Dec-03	Thu				
19-Dec-03	Fri				
20-Dec-03	Sat				
21-Dec-03	Sun				
22-Dec-03	Mon				
23-Dec-03	Tue				
24-Dec-03	Wed				
25-Dec-03	Thu				
26-Dec-03	Fri				

##### **Remarks:**



Sunday or Public Holiday  
 Monitoring Event

## 5.0 AIR QUALITY MONITORING

The potential air quality impact arising from the construction is measured in terms of 1-Hr and 24-Hr Total Suspended Particulates (TSP).

### 5.1 MONITORING EQUIPMENT

#### *24-Hr TSP Monitoring*

The impact dust monitoring of 24-Hr TSP was undertaken in accordance with the Code of Federal Regulations Chapter 1 (Part 50) Appendix B. For all monitoring events, the 24-Hr TSP levels were determined by drawing air through a pre-conditioned, pre-weighed glass fiber filter inside a high volume sampler (HVS) at a controlled flow rate for  $24 \pm 1$  hours.

#### *1-Hr TSP Monitoring*

The 1-Hr TSP levels were determined by using the 1-Hr TSP portable meter, which is capable of measuring and recording 1-hour time weighted average dust concentration between 0.01 and 100 mg/m<sup>3</sup>. **Table 5-1** summaries the equipment that was used in the air quality monitoring program.

**Table 5-1 Air Quality Monitoring Equipment**

Equipment	Model
24-Hr TSP Monitoring	
HVS	Grasby Anderson GMWS 2310 HVS
Calibration Kit	TISCH Model 515N Serial # 9833620
1-Hr TSP Monitoring	
Portable meter	TSI DustTrak Aerosol Monitor

### 5.2 MONITORING LOCATION

The air quality monitoring location is presented in **Table 5-2**. The geographic location of the monitoring station is shown in **Appendix A**:

**Table 5-2 Location of Air Monitoring Station**

Monitoring Station	Name of Location	Description
A1	Mai Po Lo Wai	An open area close to a village house

### 5.3 TRIGGER/ACTION/TARGET LEVELS OF AIR QUALITY

The Trigger/Action/Target (TAT) Levels for air quality monitoring were proposed in the baseline monitoring report. The TAT levels for 24-Hr and 1-Hr TSP monitoring are presented in **Table 5-3 and 5-4** respectively.

**Table 5-3 Trigger/Action/Target Levels for 24-Hr TSP Monitoring**

Monitoring Station	Name of Location	Trigger Level mg/m <sup>3</sup>	Action Level mg/m <sup>3</sup>	Target Level mg/m <sup>3</sup>
A1	Mai Po Lo Wai	114	187	260

Table 5-4 Trigger/Action/Target Levels for 1-Hr TSP Monitoring

Air Monitoring Stations	Name of Location	Trigger Level mg/m <sup>3</sup>	Action Level mg/m <sup>3</sup>	Target Level mg/m <sup>3</sup>
A1	Mai Po Lo Wai	165	333	500

#### 5.4 MONITORING PROCEDURE AND CALIBRATION DETAILS

##### *Installation*

The HVS was placed at the aforesaid location, which was freestanding with no obstruction. The following criteria were considered in the installation of the HVS.

- A horizontal platform with appropriate support to secure the samplers;
- The distance between the sampler and obstacle, such as buildings, must be at least twice the height that the obstacle protrudes above the sampler;
- A minimum of 2 m separation from walls, parapets and penthouses for rooftop samplers;
- A minimum of 2 m separation from any supporting structure measured horizontally;
- No furnace or incinerator flue nearby;
- Unrestricted airflow around the sampler;
- A minimum separation of 20 m from the drip line; and
- Any wire fence and gate to protect the sampler will not cause any obstruction during monitoring.

##### *Preparation of Filter Papers by HOKLAS-accredited laboratory*

- Glass-fibre filters, were labeled and sufficient filters that were clean and without pinholes were selected;
- All filters were equilibrated in the conditioning environment for 24 hours before weighing. The conditioning environment temperature was around 25 °C and not variable by more than  $\pm 3$  °C; the relative humidity (RH) was <50% and not variable by more than  $\pm 5\%$ . A convenient working RH was 40%; and
- *ALS Technichem (HK) Pty Ltd* has comprehensive quality assurance and quality control programs for TSP analysis and has attained HOKLAS accreditation for a range of other environmental testing. The certificate for the laboratory is shown in **Appendix B**.

##### *Field Monitoring*

- The power supply was checked to ensure that the HVS worked properly;
- The filter holder and the area surrounding the filter were cleaned;
- The filter holder was removed by loosening the four bolts and a new filter, with stamped number upward, on a supporting screen aligned carefully;
- The filter was properly aligned on the screen so that the gasket formed an airtight seal on the outer edges of the filter;
- The swing bolts were fastened to hold the filter holder down to the frame. The pressure applied should be sufficient to avoid air leakage at the edges;
- Then the shelter lid was closed and secured with the aluminum strip;
- The HVS was warmed-up for about 5 minutes to establish run-temperature conditions;
- A new flow rate record sheet was set into the flow recorder;
- The flow rate of the HVS was checked and adjusted at around 1.1 m<sup>3</sup>/min. The range specified in the EM&A Manual was between 0.6-1.7 m<sup>3</sup>/min;
- The programmable timer was set for a sampling period of 24 hrs  $\pm$  1 hr, and the starting time, weather condition and the filter number were recorded;
- The initial elapsed time was recorded;

- At the end of sampling, the sampled filter was removed carefully and folded in half length so that only surfaces with collected particulate matter were in contact;
- It was then placed in a clean plastic envelope and sealed;
- All monitoring information was recorded on a standard data sheet; and
- Filters were sent to *ALS Technichem (HK) Pty Ltd* for analysis.

#### **Maintenance & Calibration**

- The HVSs and their accessories was maintained in good working condition, such as routinely replacing motor brushes and checking electrical wiring to ensure a continuous power supply;
- The HVSs were calibrated at quarterly intervals using TE-5025A TISCH Calibration Kit throughout all stages of the air quality monitoring; and
- The portable dust meter was calibrated by the manufacturer before the instrument was shipped to the site. The zero response of the instrument was checked before and after each monitoring event. The schedule of calibration and/or certificates is provided in *Appendix C*.

### 5.5 IMPACT AIR QUALITY MONITORING RESULTS AND AUDITS

The 24-Hr and 1-Hr TSP monitoring at A1 were carried out by the ET. Five measurement events of 24-Hr TSP, and 17 events of 1-Hr TSP monitoring were undertaken in this reporting month. The monitoring data are presented in *Table 5-5*, and graphical presentations of the monitoring results are provided in *Appendix D*.

**Table 5-5 Impact Air Quality Monitoring Results**

Monitoring Date	24-Hr TSP (ug/m <sup>3</sup> )	1-Hr TSP (mg/hr)			
		1 <sup>st</sup> TSP Measurement	2 <sup>nd</sup> TSP Measurement	3 <sup>rd</sup> TSP Measurement	1-Hr TSP Mean
1-Dec-03	173	582	546	514	547
2-Dec-03	-	416 *	-	-	416
3-Dec-03	-	386 *	-	-	386
6-Dec-03	112	158	124	149	144
12-Dec-03	129	312	307	352	324
18-Dec-03	87	414	382	423	406
24-Dec-03	104	144	163	157	155

\* Additional Monitoring for Exceedance Investigation

One 24-hour TSP Trigger-level exceedance was recorded on 12 December 2003. No increase or dusty construction works were recorded on that day. The area of works was also downwind in location to the area of works. The ET submitted an investigation report and concluded that the exceedance was unlikely to be works related and reminded the contractor to fully implement dust mitigation measures particularly during dry weather.

For 1-hour TSP monitoring at A1, two Trigger-level, six Action-level and three Target-level exceedances were recorded this month. The exceedances were recorded on 1, 2, 3, 12 and 18 December 2003. The 1-hour TSP monitoring events on 2 and 3 December 2003 were additional monitoring events done for investigation purposes. The ET submitted investigation reports for all the 1-hour TSP exceedances and concluded that they were not works related but an indication of the general poor ambient air quality over Hong Kong during December 2003.

The monitoring schedule for TSP monitoring activities is presented in **Table 4-1**. The meteorological data for this month is recorded by the Hong Kong Observatory (HKO) and is presented in **Appendix F**.

## 6.0 NOISE MONITORING

### 6.1 MONITORING EQUIPMENT

An Integrating Sound Level Meter was used for noise monitoring. It is a Type 1 sound level meter capable of giving a continuous readout of the noise level readings including equivalent continuous sound pressure level ( $L_{eq}$ ) and percentile sound pressure level ( $L_x$ ). It complies with International Electrotechnical Commission Publications 651:1979 (Type 1) and 804:1985 (Type 1). A portable electronic wind speed indicator capable of measuring the wind speed in m/s was employed to check the wind speed. **Table 6-1** details the noise monitoring equipment used.

**Table 6-1 Noise Monitoring Equipment**

Equipment	Model
Integrating Sound Level Meter	Rion NL-14
Calibrator	Rion NC-73
Portable Wind Speed Indicator	Testo Anemometer

### 6.2 MONITORING LOCATION

The noise monitoring was undertaken at one designated monitoring location as shown in **Table 6-2** and geographically in **Appendix A**.

**Table 6-2 Location of Noise Monitoring Station**

Monitoring stations	Location	ASR	Description
N1	Mai Po Lo Wai	A	Village house - Facing the construction site

ASR refers to Area Sensitivity Rating as defined in the Technical Memorandum under the Noise Control Ordinance.

### 6.3 TRIGGER/ACTION/TARGET LEVELS OF CONSTRUCTION NOISE

The Trigger/Action/Target (TAT) Levels for noise monitoring were adopted from the baseline monitoring data. **Table 6-3** and **Table 6.4** presents the established TAT levels for the noise monitoring.

**Table 6-3 Trigger / Action Levels for Construction Noise**

Time Period		Trigger Level	Action Level
Normal hours	07:00-19:00 hrs on normal weekdays	Receipt of a single documented complaint of construction noise level.	Receipt of more than one documented complaint of construction noise in any two weeks period on the same event or at the same location.
Restricted hours	07:00-23:00 hrs on public holidays; and 19:00-23:00 hrs on all other days		
	23:00-07:00 hrs of next day		

**Table 6-4 Target Levels for Construction Noise**

Time Period		Target Level
Normal hours	07:00-19:00 hrs on normal weekdays	Leq (30 min) 75 dB(A) Leq (30 min) 70 dB(A) for schools and 65 dB(A) during examination periods.
Restricted hours	07:00-23:00 hrs on public holidays; and 19:00-23:00 hrs on all other days	60 dB(A) for ASR* "A" Areas
	23:00-07:00 hrs of next day	45 dB(A) for ASR* "A" Areas

ASR refers to Area Sensitivity Rating as defined in the Technical Memorandum of Noise Control Ordinance.

#### 6.4 MONITORING PROCEDURE AND CALIBRATION DETAILS

##### *Field Monitoring*

- The Sound Level Meter was set on a tripod at a height of 1.2 m above the ground.
- For free field measurement, the meter was positioned away from any nearby reflective surfaces. For reference, a correction of +3dB(A) was made to the free field measurements.
- The battery condition was checked to ensure the correct functioning of the meter.
- Parameters such as frequency weighting, the time weighting and the measurement time were set as follows:
  - Frequency weighting : A
  - Time weighting : Fast
  - Time measurement : 30 minutes / 5 minutes
- Prior to noise measurement, the meter was calibrated using a Calibrator for 94 dB at 1000 Hz (if the difference in the calibration level before and after measurement are more than 1 dB(A), the measurement will be considered invalid and repeat of noise measurement will be required after re-calibration or repair of the equipment).
- The wind speed was frequently checked with a portable wind meter.
- During the monitoring period, the  $L_{eq}$ ,  $L_{90}$  and  $L_{10}$  were recorded. In addition, site conditions and noise sources were recorded on a standard record sheet.
- During normal construction working hours (0700-1900 Monday to Saturday), monitoring of  $L_{Aeq, 30min}$  noise levels (as six consecutive  $L_{Aeq, 5min}$  readings) were carried out.
- Noise measurement was paused during periods of high intrusive noise (e.g. dog barking, human noise or another sources are not come from the construction works) if possible. Observations were recorded when intrusive noise was unavoidable.

##### *Maintenance and Calibration*

- The microphone head of the sound level meter and calibrator is cleaned with soft cloth at quarterly intervals.
- The meter was sent to a HOKLAS laboratory for calibration at yearly intervals. The schedule of calibration and certificates are provided in **Appendix C**.

#### 6.5 NOISE MONITORING RESULTS AND AUDITS

The construction noise monitoring was carried out at one designated monitoring station. Ten monitoring days were carried out in this reporting month. The noise monitoring results are tabulated in **Table 6-5** and graphical presentations of the monitoring results are provided in **Appendix E**.



**Table 6-5 Summary of Construction Noise Monitoring Results**

Date	Start Time	End Time	1st Leq5	2nd Leq5	3rd Leq5	4th Leq5	5th Leq5	6th Leq5	Leq(30) dB(A)	Corrected * Leq(30) dB(A)	Target Level
27-Nov-03	17:25	17:55	49.0	48.2	50.1	50.7	49.3	51.6	50.0	53.0	75.0
2-Dec-03	17:27	17:57	48.0	48.8	47.9	46.9	46.6	45.4	47.4	50.4	75.0
4-Dec-03	13:07	13:37	52.1	51.2	48.5	48.7	52.0	47.5	50.4	53.4	75.0
8-Dec-03	17:34	18:04	43.7	42.3	42.6	42.0	43.7	50.5	45.4	48.4	75.0
11-Dec-03	13:01	13:31	54.7	52.9	53.8	53.9	57.7	56.6	55.3	58.3	75.0
16-Dec-03	17:30	18:00	60.3	61.4	63.3	59.8	60.7	64.5	62.0	65.0	75.0
18-Dec-03	14:12	14:42	50.1	60.8	69.0	52.8	49.1	55.1	62.1	65.1	75.0
23-Dec-03	14:03	14:33	52.8	52.4	52.5	51.9	53.9	53.4	52.9	55.9	75.0

Remark: \* Acoustical Correction of +3 dB(A) was made as free field measurements were undertaken.

All noise levels measured at N1 were below the target level. No complaint was received in this reporting month. The construction noise monitoring schedule is presented in **Table 4-1**. The meteorological data for this month, recorded at the nearest Hong Kong Observatory station (Lau Fau Shan) is presented in **Appendix F**.

## 7.0 WATER QUALITY MONITORING

### 7.1 MONITORING EQUIPMENT

The equipment for the water quality monitoring presented in **Table 7-1**.

**Table 7-1 Water Quality Monitoring Equipment**

Equipment	Model / Description
Water Depth Detector	Steel Ruler
Water Sampling Equipment	Telfon bailor
Thermometer	YSI Model 55
Sample Container	High density polythene bottles (provided by laboratory)
Storage Container	Cooled box with ice pack

### 7.2 MONITORING LOCATIONS

Water quality monitoring was undertaken at the two designated locations as shown in **Table 7-2** and geographically in **Appendix A**. The water samples were analysed for Suspended Solids and Total Zinc.

**Table 7-2 Locations of Marine Water Monitoring Stations**

Station	Location
W(U)1	Upstream of site - Control Station
W(D)1	Downstream of site - Impact Station

### 7.3 TRIGGER/ACTION/TARGET LEVELS OF WATER QUALITY

The Trigger/Action/Target (TAT) Levels for water monitoring were proposed in the baseline monitoring report. The TAT levels for water quality monitoring are presented in **Table 7-3**.

**Table 7-3 Trigger / Action / Target Levels for Water Quality**

Parameter	Trigger Level	Action Level	Target Level
<b>Suspended Solids (mg/L)</b>	Trigger Level is exceeded if Suspended Solids (SS) at water sampling station W(D)1 exceeds 203mg/L and 120% of SS level at the upstream control water sampling station W(U)1 at the same monitoring day	Action Level is exceeded if Suspended Solids (SS) at water sampling station W(D)1 exceeds 203mg/L and 130% of SS level at the upstream control water sampling station W(U)1 at the same monitoring day	Target Level is exceeded if SS at water sampling station W(D)1 exceeds 203 mg/L and 130% of the SS level at water sampling station W(U)1 for three consecutive monitoring days.
<b>Total Zinc (ug/L)</b>	Trigger Level is exceeded if Zinc at water sampling station W(D)1 exceeds 145 ug/L, and 120% of zinc level at the upstream control water sampling station W(U)1 at the same monitoring day	Action Level is exceeded if Zinc at water sampling station W(D)1 exceeds 145ug/L and 130% of zinc level at the upstream water sampling station W(U)1 at the same monitoring day	Target Level is exceeded if Zinc at water sampling station W(D)1 exceeds 145ug/L and 130% of zinc level at water sampling station W(U)1 for three consecutive monitoring days.

## 7.4 MONITORING METHODOLOGY

### *Sampling*

A strain steel ruler was used for the determination of water depth at each designated monitoring station. As the water column at the monitoring station was less than 1.5 m at the time of sampling, one water sample was taken in the middle of the water column.

Water samples were collected using a telfon bailor and the samples were stored in high-density polythene bottles. Sampling bottles were pre-rinsed with the same water samples. The sample bottles were then packed in cool boxes (cooled at 4 °C without being frozen), and delivered to *ALS Technichem (HK) Pty Ltd* for analysis of suspended solids and zinc.

The results of the in-situ measurements were recorded on the field data sheets and subsequently inputted into a computer database for data interpretation.

### *Laboratory Analysis*

All laboratory work was carried out by a local HOKLAS-accredited laboratory. The analyses followed the standard methods according to the APHA Standard Methods for the Examination of Water and Wastewater unless otherwise specified. The analytical methods of the water samples are presented in *Table 7-4* below:

**Table 7-4 Analytical Methods of Water Samples**

Determinants	Testing Method	Detection Limit
Suspended Solids	APHA 19ed 2540D	2 mg/L
Zinc	APHA 17ed 3111B	10 ug/L

## 7.5 WATER MONITORING RESULTS AND AUDITS

There were a total of 12 water monitoring days in this reporting month. The monitoring schedule for water quality monitoring is presented in *Table 4-2*. A full set of the impact water monitoring data is presented in *Appendix G* and graphically illustrated in *Appendix H*. The monitoring results of suspended solids and total zinc are summarized in *Table 7-5* below.

**Table 7-5 Summary of Impact Water Quality Monitoring Results**

Control Station (Upstream) W(U)1	Suspended Solids (mg/L)	Total Zinc (ug/L)
Mean	3	13
Max	10	21
Min	2	10
Impact Station (Downstream) W(D)1	Suspended Solids (mg/L)	Total Zinc (ug/L)
Mean	50	30
Max	109	84
Min	25	13

No exceedance in water quality (Suspended Solids and Zinc) was recorded in this reporting month.

The laboratory testing results are presented in *Table 7-6*.

**Table 7-6 Laboratory Testing Results of Suspended Solids and Total Zinc.**

Monitoring Date	Suspended Solids(mg/L)		Zinc(ug/L)	
	W(U)1	W(D)1	W(U)1	W(D)1
27-Nov-03	3	36	11	38
2-Dec-03	5	40	15	21
3-Dec-03	5	25	11	13
4-Dec-03	2	31	10	17
8-Dec-03	3	27	14	29
11-Dec-03	3	37	10	15
13-Dec-03	2	27	12	22
16-Dec-03	2	27	21	16
18-Dec-03	2	109	11	84
19-Dec-03	2	74	16	66
23-Dec-03	4	15	94	22
24-Dec-03	10	13	72	22

*Remark: Results for each location and parameter are the average of 2 samples with one being a 2nd sample at the same location.*

## 8.0 WASTE MANAGEMENT

The ET carried out a waste management audit on 3 December 2003. A summary of the waste audit findings and follow up actions are presented in *Table 8-1*. The waste audit findings are presented in *Appendix L* and some observations are noted as follows:

### *ET's Waste Audit Findings:*

- Dumping permit for uncontaminated materials was valid;
- Trip ticket records of any waste disposal were taken;
- Any generator and chemical drums/containers should be provided with a drip tray; and
- Waste skips should be provided onsite to collect waste when necessary and to improve house keeping.

**Table 8-1 Summary of Waste Audit Findings and Follow Up Action**

Item	Aspects	Key Audit Findings	Date Observed
<b>Site Observation</b>			
1	Waste	No waste issues observed at Wang Chau, Mai Po or Tan Kwai Tsuen in this reporting month	3 December 2003
<b>Follow Up Action</b>			
1	Waste	N/A	

### *Records of Waste Quantities*

All type of wastes arising from the construction work are classified into the following

- Excavated material;
- Construction & demolition (C&D) material;
- Chemical waste; and
- Dredged materials.

The quantities of waste for disposal in this reporting month are summarized in **Table 8-2**.

**Table 8-2 Summary of Quantities of Waste for Disposal**

Type of Waste	Quantity	Disposal Location
Excavated Material (Contaminated) (m <sup>3</sup> )	Nil	From Mai Po site to East Sha Chau
Excavated Material (Uncontaminated) (m <sup>3</sup> )	Nil	From Mai Po site to South Cheung Chau
Soil Material from Wang Chau (m <sup>3</sup> )	Nil	WENT
Soil Material from Tan Kwai Tsuen (m <sup>3</sup> )	Nil	WENT
Construction & Demolition Material (Inert) (m <sup>3</sup> )	Nil	NA
Construction & Demolition Material (Non-inert) (m <sup>3</sup> )	Nil	NA
Chemical Waste (m <sup>3</sup> )	Nil	NA

## 9.0 ECOLOGICAL MONITORING

The ecological assessment reported in the EIA recommended ecological monitoring and audit to be carried out.

### 9.1 MONITORING PARAMETERS AND FREQUENCY

The monitoring of the egretty is carried out during the construction phase of the project to identify and evaluate any impacts from the village flood protection works. Annual counts and species identification of nesting birds are conducted during the nesting season from April through to July. Nest productivity is estimated from sample numbers of eggs and chicks in nests at each egretty. The nest occupancy and productivity is then determined based on 4 counts at each egretty conducted between 1 April and 31 July. Trends in numbers and species representation at egrettries are assessed for any indications of adverse impacts from channel construction. The monitoring results are reported in the relevant monthly report.

### 9.2 MONITORING LOCATION

The monitoring location of the egretty is at Mai Po Lo Wai and Mai Po San Tsuen in accordance with the EM&A Manual.

### 9.3 MONITORING METHODOLOGY

A combined monitoring methodology is used consisting of nest counting from a distance which determines the nesting population of the study area and egg counting / hatching which determines the breeding success of the egrets. Little Egrets are the target species of this monitoring exercise as they accounted for 40% of the total nests in the Mai Po Village Egretty in 2002. A maximum of 30 Little Egret nests will be studied and where possible the breeding success of other nesting ardeids would also be monitored.

Nests are to be tagged with a red ribbon and marked with a numbered plastic label. Each nest is visited on average once a month with the main focus being on the peak-breeding season. The first and second surveys are aimed at investigating clutch size and hatching success. Sufficient time (about 21 days) will be given to allow the eggs to hatch so that the hatching success of the eggs can be estimated. A mirror attached to a pole will be used to view nests high from the ground. A digital camera is used to record contents of each nest during every visit.

The hatching success of a tagged nest is defined as the number of chicks hatched divided by the clutch size. The clutch size is determined as the total number of eggs present before hatching occurs in the monitoring sample under study. Those nests where re-visits are not possible due to the loss of tags or labels will not be considered in the estimation of clutch size and hatching success.

### ***Monitoring Equipment***

The main equipment used for the breeding success monitoring and the nesting population count is presented as follows:

**Table 9-1 Ecological Monitoring Equipment**

<b>Equipment</b>	<b>Model</b>
Binoculars	Leica 10x42
Digital Camera	Leica Digilux 4.3

### ***Ecological Monitoring and audit***

Ecological monitoring at the Mai Po Village egretty is done during the egret-breeding season at the start of April and until the end of July.

## **10.0 ENVIRONMENTAL NON-COMPLIANCE AND COMPLAINT**

### **10.1 ENVIRONMENTAL COMPLIANCE REQUIREMENT**

Should there be any monitoring exceedance of TAT Levels, the Event and Action Plan (EAP) would be followed. The EAP is as outlined in the EM&A Manual.

#### **SUMMARY OF MONITORING EXCEEDANCES**

### ***Air Quality Monitoring***

One 24-hour TSP Trigger-level exceedance was recorded on 12 December 2003. No increase or dusty construction works were recorded on that day. The area of works was also downwind in location to the area of works. The ET Submitted an investigation report and concluded that the exceedance was unlikely to be works related and reminded the contractor to fully implement dust mitigation measures particularly during dry weather.

For 1-hour TSP monitoring at A1, two Trigger-level, six Action-level and three Target-level exceedances were recorded this month. The exceedances were recorded on 1, 2, 3, 12 and 18 December 2003. The 1-hour TSP monitoring events on 2 and 3 December 2003 were additional monitoring events done for investigation purposes. The ET submitted investigation reports for all the 1-hour TSP exceedances and concluded that they were not works related but an indication of the general poor ambient air quality over Hong Kong during December 2003.

### ***Construction Noise Monitoring***

No exceedance on construction noise was recorded this month.

### ***Water Quality Monitoring***

No exceedance in water quality was recorded in this reporting month.

### 10.3 SUMMARY OF ENVIRONMENTAL COMPLAINTS

No environmental complaint was received in this reporting month. A statistical summary of environmental complaints since project commencement is presented in *Table 10-1*.

**Table 10-1 Statistical Summary of Environmental Complaints**

Reporting Month	Complaint Statistics		
	Frequency	Cumulative	Complaint Nature
September 2002	0	0	N/A
October 2002	0	0	N/A
November 2002	0	0	N/A
December 2002	0	0	N/A
January 2003	0	0	N/A
February 2003	0	0	N/A
March 2003	0	0	N/A
April 2003	0	0	N/A
May 2003	0	0	N/A
June 2003	0	0	N/A
July 2003	0	0	N/A
August 2003	0	0	N/A
September 2003	0	0	N/A
October 2003	0	0	N/A
November 2003	0	0	N/A
December 2003	0	0	N/A

### ENVIRONMENTAL SUMMONS

No summon was received in this reporting month. A statistical summary of legal proceedings since project commencement is presented in *Table 10-2*.

**Table 10-2 Statistical Summary of Environmental Summons**

Reporting Month	Summon Statistics		
	Frequency	Cumulative	Nature of Summons
September 2002	0	0	N/A
October 2002	0	0	N/A
November 2002	0	0	N/A
December 2002	0	0	N/A
January 2003	0	0	N/A
February 2003	0	0	N/A
March 2003	0	0	N/A
April 2003	0	0	N/A
May 2003	0	0	N/A
June 2003	0	0	N/A
July 2003	0	0	N/A
August 2003	0	0	N/A
September 2003	0	0	N/A
October 2003	0	0	N/A
November 2003	0	0	N/A
December 2003	0	0	N/A

## 11.0 SITE INSPECTION

Five environmental site inspections were carried out jointly by the representatives of the IEC, the Engineer and the Contractor's environmental staff on 26 November, 3, 10, 17 and 24 December 2003. The ET joined the environmental site inspection audit on 3 December 2003.

A summary of the site inspection findings and the follow up actions are presented in **Table 11-1 and Appendix K**.

**Table 11-1 Summary of Site Inspection Findings and Follow Up Action**

Item	Aspects	Key Audit Findings	Date Observed
<b>Site Observation</b>			
1	Noise	Air compressor at floodwall had no noise label	26 Nov 03
2	Water	Groundwater from box culvert (bay 6) was observed being pumped into an open channel near Mai Po San Tsuen.	10 Dec 03
3	Water	River Channel near the left hand side of channel 320 was blocked by a collapsed earth bunding.	10 Dec 03
4	Air	Stockpiles of excavated materials were observed uncovered near floodwall.	24 Dec 03
5	Air	Stockpile near fishing pond was observed uncovered.	24 Dec 03
<b>Follow Up Action On Above Observation Points</b>			
1	Noise	The air compressor was removed.	
2	Water	A temporary de-silting ditch or tank should be used before discharging off site. The channel is being cleaned whenever necessary.	
3	Water	The river channel has been reinstated.	
4	Air	The stockpiles have been compacted to reduce possible fugitive dust emissions.	
5	Air	The stockpile near fishing pond is being watered using a sprinkler system.	

## 12.0 IMPLEMENTATION STATUS OF MITIGATION MEASURES

The Contractor has been implementing the required environmental mitigation measures according to the Environmental Mitigation Implementation Schedule. A summary of the implementation status of the mitigation measures is presented in **Appendix I**.

## 13.0 IMPACT FORECAST AND MONITORING SCHEDULE FOR JANUARY 2004

### 13.1 KEY ISSUES FOR THE COMING MONTH

The construction works of the box culvert, the pumping station and the flood protection wall will continue in the coming construction months. Construction noise, air and water quality impacts is expected to generate potential environmental concern and the key issues to be considered in the coming month will include:

- Noise impact from the excavation and formwork of the loading platform, low flow pumping chamber, box culvert and access ramp at Mai Po Lo Wai and Mai Po San Tsuen;
- Air quality impact from vehicle movement, loading and unloading of stockpiles, and backfilling work of the storage pond, flood wall and box culvert;
- Impact from surface runoff due to excavated areas;
- Management of chemical waste; and
- Follow-up of improvement on general waste management issues.




### 13.2 UPCOMING EM&A SCHEDULE IN JANUARY 2004

The EM&A schedules for the coming reporting month is presented as follows:

**Table 13-1 Upcoming EM&A Schedule in January 2004**

Date of Monitoring		Water Quality	Noise (Leq30)	Air Quality (1-Hr and 24-Hr)	Site Inspection
27-Dec-03	Sat				
28-Dec-03	Sun				
29-Dec-03	Mon				
30-Dec-03	Tue				
31-Dec-03	Wed				
1-Jan-04	Thu				
2-Jan-04	Fri				
3-Jan-04	Sat				
4-Jan-04	Sun				
5-Jan-04	Mon				
6-Jan-04	Tue				
7-Jan-04	Wed				
8-Jan-04	Thu				
9-Jan-04	Fri				
10-Jan-04	Sat				
11-Jan-04	Sun				
12-Jan-04	Mon				
13-Jan-04	Tue				
14-Jan-04	Wed				
15-Jan-04	Thu				
16-Jan-04	Fri				
17-Jan-04	Sat				
18-Jan-04	Sun				
19-Jan-04	Mon				
20-Jan-04	Tue				
21-Jan-04	Wed				
22-Jan-04	Thu				
23-Jan-04	Fri				
24-Jan-04	Sat				
25-Jan-04	Sun				
26-Jan-04	Mon				

**Remarks:**



Sunday or Public Holiday  
 Monitoring Event

### 13.3 CONSTRUCTION WORKS FOR THE 3 MONTHS ROLLING PROGRAM

The construction works for the 3 months rolling program is included in *Appendix J*.

### 14.0 CONCLUSIONS AND RECOMMENDATIONS

The EM&A program in December 2004 was undertaken in accordance with the EM&A manual. A summary of environmental compliances for air, noise and water quality in this reporting month is presented as follows:

***Summary of Environmental Compliance***

Env. Quality	Parameters	Compliance %	Investigation & Corrective Actions
Air Quality	1-Hr TSP	35	ET Investigation Completed#
	24-Hr TSP	80	ET Investigation Completed#
Noise	Leq (30min) Daytime	100	Not Required for 100% compliance
Water Quality	Suspended Solids	100	Not Required for 100% compliance
	Total Zinc Level	100	Not Required for 100% compliance

# Details of the monitoring exceedances recorded by the ET are presented in **Appendix M**.

***Air Quality Monitoring***

One 24-hour TSP Trigger-level exceedance was recorded on 12 December 2003. No increase or dusty construction works were recorded on that day. The area of works was also downwind in location to the area of works. The ET Submitted an investigation report and concluded that the exceedance was unlikely to be works related and reminded the contractor to fully implement dust mitigation measures particularly during dry weather.

For 1-hour TSP monitoring at A1, two Trigger-level, six Action-level and three Target-level exceedances were recorded this month. The exceedances were recorded on 1, 2, 3, 12 and 18 December 2003. The 1-hour TSP monitoring events on 2 and 3 December 2003 were additional monitoring events done for investigation purposes. The ET submitted investigation reports for all the 1-hour TSP exceedances and concluded that they were not works related but an indication of the general poor ambient air quality over Hong Kong during December 2003.

***Construction Noise Monitoring***

All noise levels measured at N1 were below the target level. No complaint was received in this reporting month.

***Water Quality Monitoring***

No exceedance in water quality impact was recorded this reporting month.

***Ecology***

No monitoring was required in this reporting month.

***Environmental Complaint/Summons***

No environmental complaint or summon was received during the reporting month.

***Recommendations***

Based on the site inspection records, the following key recommendations are pertinent:

- Noise barrier and mitigation measures should be implemented as necessary;
- Silt removal facilities should be regularly maintained;
- Increase frequency of water spraying along haul roads;
- Stockpiles should be watered or covered with impervious sheets;
- Keep surface water channels clean from silt; and
- Exposed slopes should be protected to prevent dust generation;

The ET will keep track on the EM&A program to ensure compliance of environmental requirements and the proper implementation of all necessary mitigation measures.