



Lam Geotechnics Limited

Ground Investigation & Instrumentation Professionals

華益土力有限公司

Ref : G1001/CS/L331/FEP-05/356/2009
Date : 8 April 2011

Gammon Leader Joint Venture

28/F Devon House Taikoo Place,
979 King's Road,
Quarry Bay,
Hong Kong

Attn: Mr. Simon Tong

Dear Sir,

FEP-05/356/2009

Contract No. HK/2010/06

Wan Chai Development Phase II – Central- Wan Chi Bypass – Tunnel over MTR Tsuen

Wan Line

Silt Screen Deployment Plan

Referring to your letter ref no. 1101/05.03.00.00/0156L dated 6 April 2011, we have reviewed your submitted details of the captioned plan and hereby certify this submission in accordance with Condition 2.9 of Further Environmental Permit no. FEP-05/356/2009.

Should you have any enquiry, please feel free to contact the undersigned at 2839 5666.

Yours faithfully,

Raymond Dai
Environmental Team Leader

c.c. CEDD
AECOM WDII
ENVIRON

- Mr. Patrick Keung
- Mr. Frankie Fan
- Mr. David Yeung

(By Fax: 2577 5040)
(By Fax: 2587 1877)
(By Fax: 3548 6988)



Ref.: AACWBIECEM00_0_1201L.11

8 April 2011

Gammon – Leader Joint Venture
28/F, Devon House
Taikoo Place
979 King's Road
Hong Kong

By Fax (2516 6260) & Post

Attention: Mr. Book Kin Man

Dear Sir,

Re: FEP-05/356/2009
Contract No. HK/2010/06
Wan Chai Development Phase II – Central-Wan Chai Bypass over MTR
Tsuen Wan Line
Silt Screen Deployment Plan (Rev. 3)

Reference is made to Gammon-Leader Joint Venture's submission of Silt Screen Deployment Plan (Rev. 3) for the captioned through letter (letter ref. 1101/05.03.00.00/0156L dated 6 April 2011) for our review and comment.

Please be informed that we have no adverse comments on the captioned submission. We write to verify the captioned submission in accordance with Condition 2.9 of FEP-05/356/2009.

Yours sincerely,



David Yeung
Independent Environmental Checker

c.c.	CEDD	Mr. Patrick Keung	by fax: 2577 5040
	AECOM	Mr. Frankie Fan (PRE)	by fax: 2587 1877
	AECOM	Mr. Kelvin Cheng	by fax: 2691 2649
	LAM	Mr. Raymond Dai	by fax: 2882 3331

Q:\Projects\AACWBIECEM00\Corr\AACWBIECEM00_0_1201L.11.doc



金門 - 利達聯營
Gammon – Leader Joint Venture



**Wan Chai Development Phase II –
Central-Wan Chai Bypass over MTR Tsuen Wan Line
Contract No.: HK/2010/06**

Silt Screen Deployment Plan

Rev.	Date of Issue	Remarks	Author	Approved
0	28 FEB 11	Initial issue	JY	KMB
1	8 Mar 11	Amendment for ET IEC comments	WML	KMB
2	10 Mar 11	General amendment	WML	KMB
3	29 Mar 11	Revision of Sec 7 and Appendix A	WML	KMB



Table of Content

Section

Subject

Title Page

Table of Content

- | | |
|----------|---|
| 1 | Introduction |
| 2 | Scope of Works |
| 3 | Silt Screen by Other and Our Proposed Backup Arrangement |
| 4 | Use of Material |
| 5 | Silt Screen Installation Methodology |
| 6 | Silt Screen Removal |
| 7 | Inspection and Rectification Works |

Appendix

- | | |
|----------|---|
| A | Layout Plan and Detail |
| B | Location of of Water Intake |
| C | Material Catalogue of Silt Curtain |



1. Introduction

This submission outline the method and the layout to deploy silt screen for the Marine Works of HK/2010/06 Wan Chai Development Phase II – Central-Wan Chai Bypass over MTR Tsuen Wan Line.

With reference to the Condition 2.9 of Part C of FEP-05/356/2009, silt screens shall be deployed for the seawater intakes affected by the marine work of this project. A Silt Screen Deployment shall be submitted to the Director of the Environmental Protection showing the detail on the design, operation and maintenance requirements.

2. Scope of Works

Silt screen shall be provided for the water intake at Fenwick Pier during dredging and construction of bored pile and sheetpile.

The Silt Screen will be installed at the water intake for Telecom House, Hong Kong Academy for Performing Arts and Shui On Centre located near our site area.

3. Installed Silt Screen by Other and Our Proposed Backup Arrangement

Contract HK/2009/01 has previously install a silt screen under FEP-02/356/2009 for that particular intake. They shall maintain the silt screen in good condition until removal or handover to us.

If Contract HK/2009/01 decides to removal the current silt screen system, we will install a new silt screen system following the procedure in Section 4 to 8.

In case the existing silt screen is taken over by us, we will provide the inspection and rectification works following the procedure in Section 5 to 8

To limit pollution of water, woven geotextile shall be used as silt screen system that is sustained by floating foam and in such a way that tidal rise and fall is accommodated. Concrete anchor block is used as self-weight to fix the silt screen is appropriate location.



Details of silt screen system as shown on drawing in Appendix A.

4. Use of Material

Bonar SG110/110 woven geotextile, manufactured by BONTEC, is proposed as the silt screen system for this project. Catalogue of the material is attached in Appendix B. BONTEC is operated in accordance with an ISO 9001:2000 quality assurance system and ISO 14001 environmental management system to provide a good quality product. The Bonar geotextile is widely used in recent port works construction such as CV/2003/06 – Stanley waterfront improvement project, CV/2004/02 – Reconstruction of Wong Shek and Ko Lau Wan public pier project, CV/2002/04 – Penny’s Bay Reclamation Stage 2 and HK12/02 – CED, Central Reclamation Phase III, Engineering Works (Please refer to Appendix B). The properties of Bonar geotextile is satisfactory and fulfill the requirement as stipulated in particular specification. Visual inspection of the silt screen shall be carried in a daily basis.

According to the Environmental Monitoring and Auditing Manual, regularly water monitoring of water quality shall be carried out by Environmental Team in order to complies statutory regulation and maintain quality of water during the construction activities being undertaken.



5. Silt Screen Installation Methodology

- a. Liaise with the owners and the operators of the water intakes.
- b. Carry out condition survey to the existing screen frame of water intake.
- c. Assemble the silt screen system on land as the details shown in Appendix A.
- d. Delivery the silt screen system to the location of water intake by means of marine vessel.
- e. Crane boat to place the weight sunker onto the seabed.
- f. Install M24 anchor bolt to seawall above high sea level by means of pneumatic drill for further fixing of silt screen system.
- g. Attach the anchorage steel chains to the weight sunker and silt screen system, and then deploy the silt screen system to the position.
- h. Fix both end of silt screen system to M24 anchor bolts to secure the silt screen system in position.
- i. The entire installation process shall be assisted by divers.
- j. Water sampling shall be taken on the open top of the floating silt screen system.

6. Silt Screen Removal

After completion of the marine works, the silt screen shall be removed as elaborated as follows:

- a. Prior to decommission of silt screen, make sure all marine works shall be completed.
- b. Loosen the fixing end of the silt screen on seawall onboard of water boat.
- c. Deposition of silt screen system by means of work boat.
- d. Detach the anchorage steel chains from silt screen system and weight sunker.
- e. Lift up and remove weight sunker by crane boat.

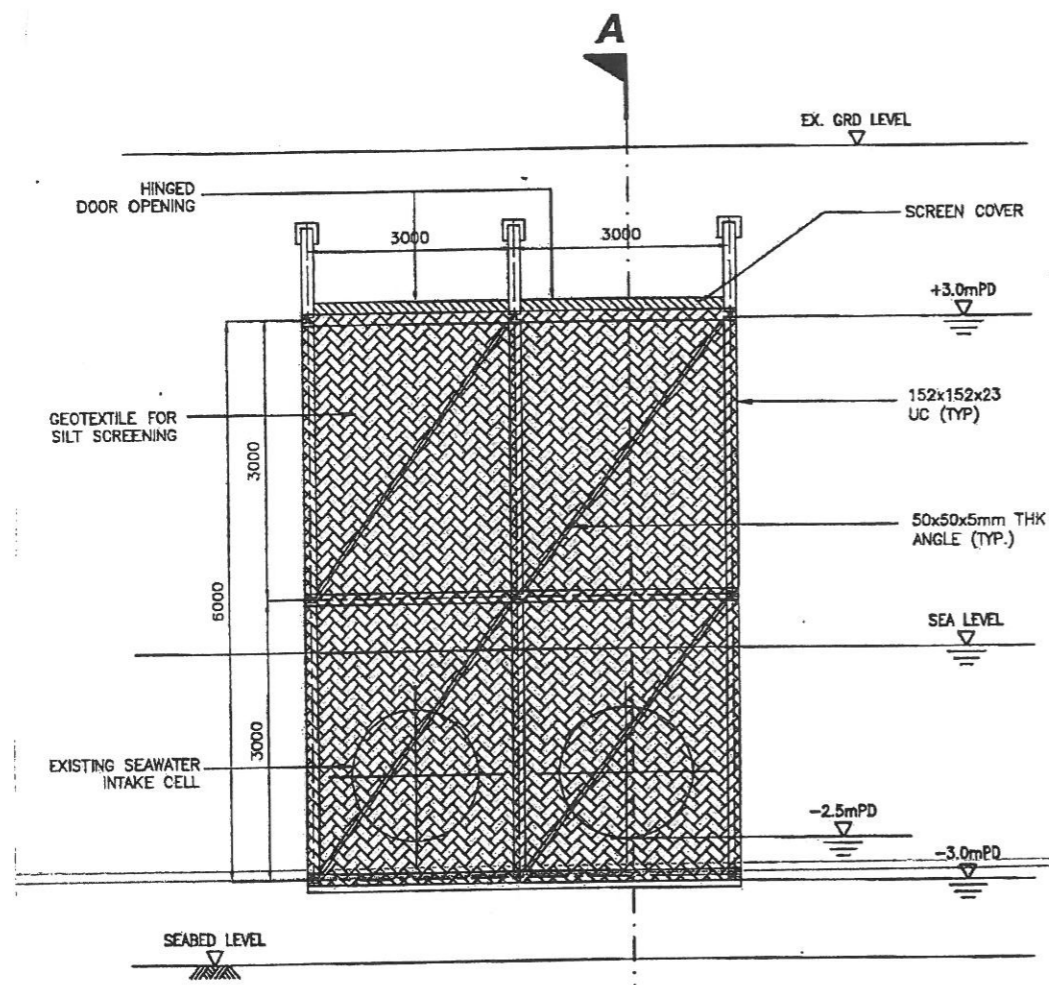


7. Inspection and Rectification Works

- a. Diver inspection shall be carried out to inspect the installation of silt screen to ensure proper installation and functioning of the silt screen according to the design drawing.
- b. During the entire construction period, daily visual inspection shall be carried out to ensure proper functioning of the silt screen system.
- c. Cleaning of silt screen by means of brush onboard of works in low tide period will be carried monthly or when required by Independent Environmental Checker.
- d. Refuse around the silt screen system shall be collected at regular intervals on daily basis so that the water behind the silt screen kept free of floating debris.
- e. According to the Environmental Monitoring and Auditing Manual, regularly water monitoring of water quality shall be carried out by Environmental Team in order to complies statutory regulation and maintain quality of water during the construction activities being undertaken.
- f. The Environmental Team shall supervise the entire installation and decommissioning processes. The Environmental Team shall also closely monitor the effectiveness of the silt screen and report any irregularities which may affect its proper functioning so as to trigger early rectification by the Contractor.
- g. In case of any malfunction of the silt screen, diver inspection shall be carried out to check whether there is any damage or defect of the silt screen and the situation will be immediately reported to the Environmental Team. If the screen is found damaged and repairing works are identified, the dredging work within 50m from the location of damage will be temporarily suspended. The silt screen will then be lift up by grab dredger/ derrick barge. A new piece of geotextile with sufficient overlapping length (1m) will be attached to the existing silt screen. The dredging works will resume after repairing work.
- h. the rectification works shall be carried out to maintain well-function of silt screen after the Environmental Team Leader agrees on the rectification methods.
- i. 20 linear meter additional geotextile will be ready for use and keep on site for emergency replacement in case damage or defect is observed of the silt screen.

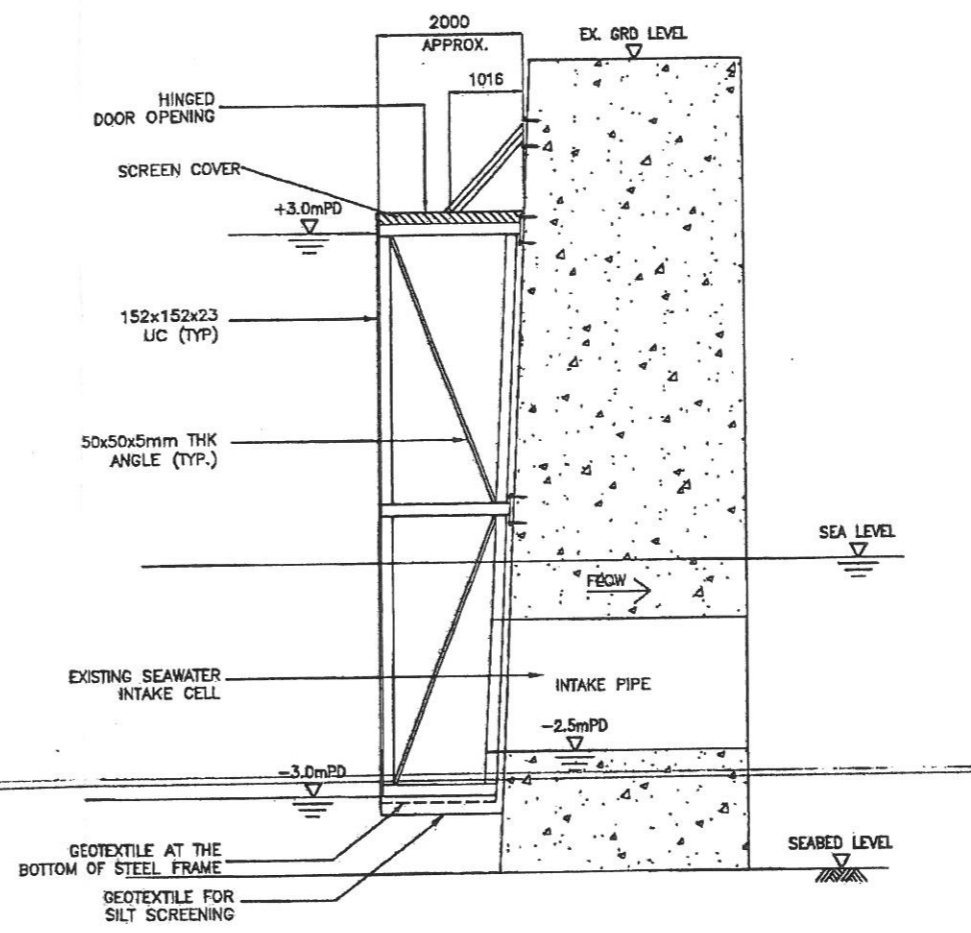
Appendix A

Layout Plan and Detail



ELEVATION OF TYPICAL DETAILS FOR SILT SCREEN OVER INTAKE PIPES

SCALE 1 : 150



SECTION A-A

SCALE 1 : 150

Rev	Description	Date	Dgn	Chk	App
WAN CHAI DEVELOPMENT PHASE II					
WAN CHAI DEVELOPMENT PHASE II - CENTRAL-WAN CHAI BYPASS OVER MTR TSUEN WAN LINE					
Contractor					
					
Drawing Title					
SILT SCREEN FOR TELECOM HOUSE HKAPA AND SHUI ON CENTRE					
Drawn	Scale 1:1000 @ A3				
Designed	Status				
Checked					
Approved	Drawing No.				Rev
CAD Ref	TWK/SK/M053				



VICTORIA HARBOUR

2 NOS. OF 1000 DN
SUBMARINE PIPELINE

EXISTING TSUEN
WAN LINE TUNNEL

50m PIPELINE RESERVE 50m PIPELINE RESERVE

SUBMARINE
PIPELINE
RESERVE

30m 30m
MTR RAILWAY
PROTECTION BOUNDARY

EXISTING SUBMARINE SEWAGE
OUTFALL PIPELINES
TO BE DECOMMISSIONED
(BY OTHERS)

TEMPORARY
OPENING FOR
MARINE ACCESS

SITE BOUNDARY

ANCHOR BUOY
No. AB2

SEAWALL COPELINE

ANCHOR BUOY
No. AB3

CENTRAL
RECLAMATION
PHASE 3

PROPOSED
SILT CURTAIN
(GENERAL TYPE)

HONG KONG
EXH

ANCHOR BUOY
No. AB1

EXISTING
SEAWALL
COPELINE

PROPOSED
SILT CURTAIN
(FRAME TYPE)

ANCHOR BUOY
No. AB4

INSTALLED SILT CURTAIN
BY HK/2009/01
CONTRACTOR UNDER
FEP-02/356/2009*

INSTALLED SILT SCREEN
BY HK/2009/01
CONTRACTOR UNDER
FEP-02/356/2009*

FLEET
ARCADE

WAN CHAI
(WEST)
SEWAGE
SCREENING
PLANT

EXISTING MTR TSUEN
WAN LINE SOUTH
VENTILATION BUILDING

EXISTING MTR SOUTH
INTAKE STRUCTURE
AND ASSOCIATED MTR
PUMPING FACILITIES

LEGEND:

- RANGE OF DEPLOYMENT OF
FRAME TYPE SILT CURTAIN
(DREDGING AREA)
- SILT SCREEN
- REMAIN UPON REMOVAL BY
HK/2009/01 CONTRACTOR.
REINSTALL IMMEDIATELY BY
HK/2010/06 CONTRACTOR.

Rev	Description	Date	Dgn	Chk	App
C	GENERAL REVISED	29MAR2011	S.L.	J.Y.	H.Y.
B	GENERAL REVISED	21MAR2011	S.L.	J.Y.	H.Y.
A	GENERAL REVISED	16MAR2011	S.L.	J.Y.	H.Y.
-	-	03MAR2011	S.L.	J.Y.	H.Y.

WAN CHAI DEVELOPMENT PHASE II

WAN CHAI DEVELOPMENT PHASE II -
CENTRAL-WAN CHAI BYPASS OVER MTR TSUEN WAN LINE

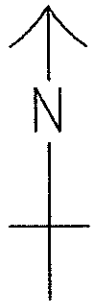
Contractor

Gammon - Leader Joint Venture

Drawing Title

LOCATION PLAN FOR DEPLOYMENT
OF SILT CURTAIN AND SILT SCREEN
FOR DREDGING WORKS (STAGE 1)

Drawn	S.L.	Scale	1:1500 @ A3
Designed		Status	FOR SUBMISSION
Checked	J.Y.		
Approved	H.Y.	Drawing No.	TWK/SK/M051
CAD Ref		Rev	C



VICTORIA HARBOUR

2 NOS. OF 1000 DN SUBMARINE PIPELINE

EXISTING TSUEN WAN LINE TUNNEL

50m PIPELINE RESERVE 50m PIPELINE RESERVE

SUBMARINE PIPELINE RESERVE

EXISTING SUBMARINE SEWAGE OUTFALL PIPELINES TO BE DECOMMISSIONED (BY OTHERS)

TEMPORARY OPENING FOR MARINE ACCESS

30m 30m
MTR RAILWAY PROTECTION BOUNDARY

ANCHOR BUOY No. AB7

SITE BOUNDARY

ANCHOR BUOY No. AB6

HONG KOI EXH

SEAWALL COPELINE

CENTRAL RECLAMATION PHASE 3

ANCHOR BUOY No. AB5

PROPOSED SILT CURTAIN (GENERAL TYPE)

ANCHOR BUOY No. AB8

PROPOSED SILT CURTAIN (FRAME TYPE)

INSTALLED SILT CURTAIN BY HK/2009/01 CONTRACTOR UNDER FEP-02/356/2009*

EXISTING SEAWALL COPELINE

HKKEC WEST BRIDGE

INSTALLED SILT SCREEN BY HK/2009/01 CONTRACTOR UNDER FEP-02/356/2009*

FLEET ARCADE

WAN CHAI (WEST) SEWAGE SCREENING PLANT

EXISTING MTR TSUEN WAN LINE SOUTH VENTILATION BUILDING

EXISTING MTR SOUTH INTAKE STRUCTURE AND ASSOCIATED MTR PUMPING FACILITIES

LEGEND:



RANGE OF DEPLOYMENT OF FRAME TYPE SILT CURTAIN (DREDGING AREA)



SILT SCREEN

*

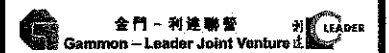
REMAIN UPON REMOVAL BY HK/2009/01 CONTRACTOR. REINSTALL IMMEDIATELY BY HK/2010/06 CONTRACTOR.

B	GENERAL REVISED	29MAR2011	S.L.	J.Y.	H.Y.
A	GENERAL REVISED	21MAR2011	S.L.	J.Y.	H.Y.
-	-	16MAR2011	S.L.	J.Y.	H.Y.
Rev	Description	Date	Dgn	Chk	App

WAN CHAI DEVELOPMENT PHASE II

WAN CHAI DEVELOPMENT PHASE II - CENTRAL-WAN CHAI BYPASS OVER MTR TSUEN WAN LINE

Contractor



Drawing Title

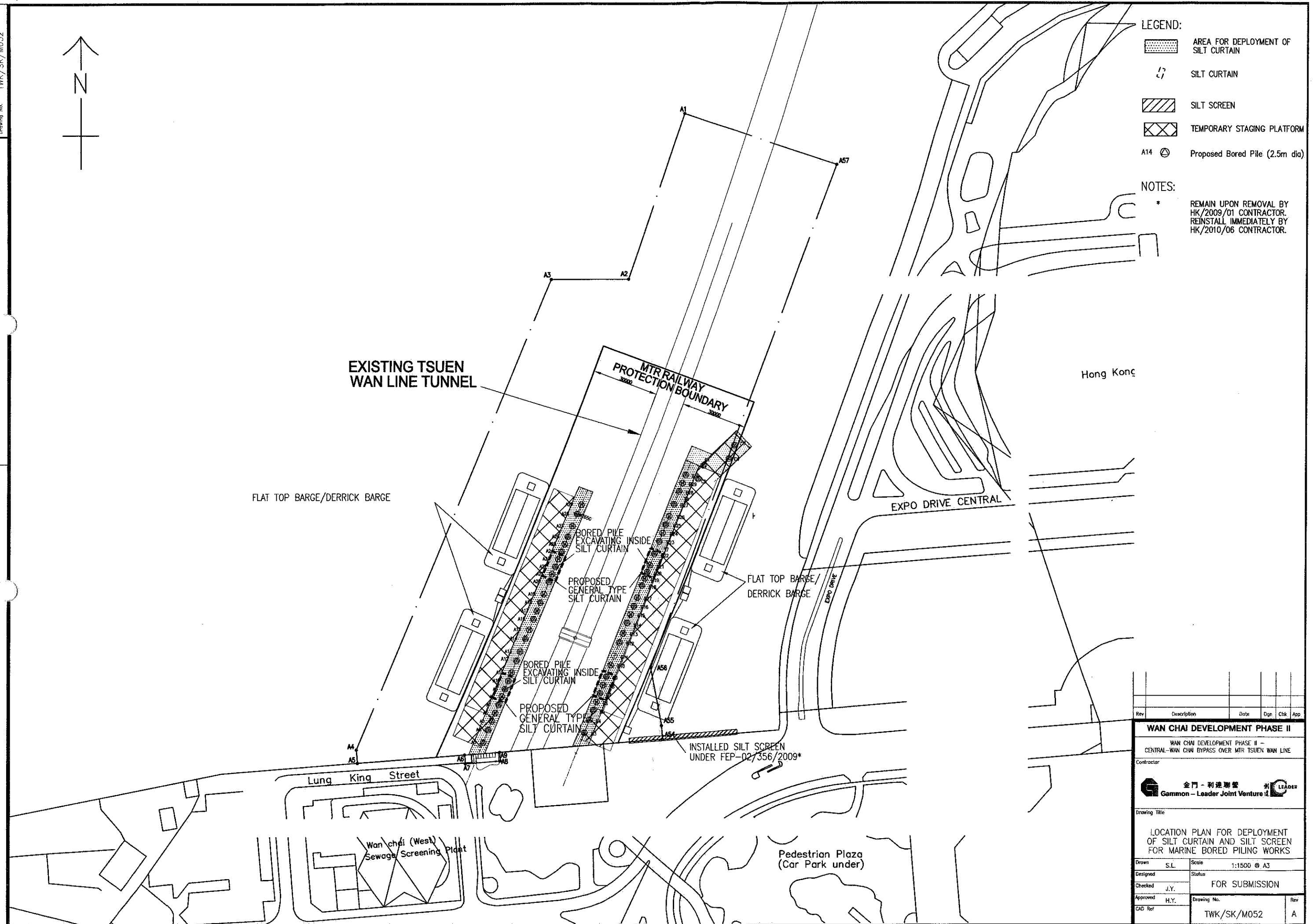
LOCATION PLAN FOR DEPLOYMENT OF SILT CURTAIN AND SILT SCREEN FOR DREDGING WORKS (STAGE 2)

Drawn	S.L.	Scale	1:1500 @ A3
Designed		Status	FOR SUBMISSION
Checked	J.Y.		
Approved	H.Y.	Drawing No.	TWK/SK/M072
CAD Ref		Rev	B



- LEGEND:**
- AREA FOR DEPLOYMENT OF SILT CURTAIN
 - SILT CURTAIN
 - SILT SCREEN
 - TEMPORARY STAGING PLATFORM
 - A14 Proposed Bored Pile (2.5m dia)

- NOTES:**
- * REMAIN UPON REMOVAL BY HK/2009/01 CONTRACTOR. REINSTALL IMMEDIATELY BY HK/2010/06 CONTRACTOR.



Rev	Description	Date	Dgn	Chk	App
WAN CHAI DEVELOPMENT PHASE II					
WAN CHAI DEVELOPMENT PHASE II - CENTRAL-WAN CHAI BYPASS OVER MTR TSUEN WAN LINE					
Contractor					
Drawing Title					
LOCATION PLAN FOR DEPLOYMENT OF SILT CURTAIN AND SILT SCREEN FOR MARINE BORED PILING WORKS					
Drawn	S.L.	Scale	1:1500 @ A3		
Designed		Status	FOR SUBMISSION		
Checked	J.Y.	Approved	H.Y.	Drawing No.	Rev
CAD Ref				TWK/SK/M052	A

Appendix B
Material Catalogue of Silt Curtain

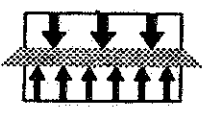

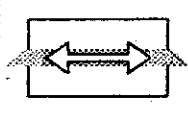
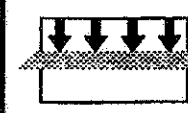

SG 110/110

Woven polypropylene geotextile made of slit film tapes











Technical data sheet according to internal specifications Bonar TF: version 06 dd. 05/01/10
Accompanying documents CE marking: version 04 dd. 05/01/10



1137-CPD-615
10

				
separation	filtration	reinforcement	protection	drainage

	test method	value	tolerance
Mechanical properties			
Tensile strength MD	EN ISO 10319	110,0 kN/m	-9,9 kN/m
Tensile strength CD		110,0 kN/m	-9,9 kN/m
Elongation MD	EN ISO 10319	12,0 %	+/-2,8 %
Elongation CD		8,0 %	+/-1,8 %
Static puncture resistance – CBR	EN ISO 12236	12,50 kN	-2,50 kN
Dynamic perforation resistance – cone drop	EN ISO 13433	10,0 mm	+2,0 mm
Hydraulic properties			
Water permeability normal to the plane	EN ISO 11058	25x10 ⁻³ m/s	-8x10 ⁻³ m/s
Water flow normal to the plane (*)		25 l/m ² .s	-8 l/m ² .s
Characteristic opening size (AOS)	EN ISO 12956	230,0 µm	+/-69,0 µm
Physical properties			
Thickness under 2 kPa (*)	EN ISO 9863-1	1,53 mm	+/-0,31 mm
Weight (*)	EN ISO 9864	464,0 g/m ²	+/-46,4 g/m ²
Composition	100 % polypropylene woven geotextile		
Durability	predicted to be durable for a minimum of 25 years in natural soil with 4 < pH < 9 and soil temperatures < 25° C		

				
roads	railways	foundations & retaining walls	drainage systems	erosion control systems
EN 13249:2000	EN 13250:2000	EN 13251:2000	EN 13252:2000	EN 13253:2000
				
reservoirs & dams	canals	Tunnels & underground structures	solid waste	liquid waste
EN 13254:2000	EN 13255:2000	EN 13256:2000	EN 13257:2000	EN 13265:2000

- This geotextile is intended for use in both functions & applications highlighted with a bold border.
 - It is the responsibility of all users to satisfy themselves that the above data is current.
 - Roll dimensions are 5,25 m x 100 m. Other dimensions on demand.
 - Bonar Technical Fabrics reserves the right to alter product specifications without prior notice.
 - Although not guaranteed, these results do to the best of our knowledge offer a true and accurate record of the product's performance.
 - Bonar Technical Fabrics cannot accept responsibility for the performance of these products as the conditions of use are beyond our control.
 - Geotextile has to be covered within 2 weeks after installation
- (*) Not mandated characteristics for CE marking.



G AND E COMPANY LIMITED

Room B, 13/F Cheung Lee Industrial Bldg.
9 Cheung Lee Street
Chai Wan, Hong Kong
Tel: 2508 0058

Fax: 2570 0089

website: www.g-and-e.com

July 9, 2010

OFFICIAL ANNOUNCEMENT

I would like to inform you that geotextile Bontec SG100/100 is upgraded to SG110/110 effective immediately, and that SG100/100 has become obsolete. The performance of SG110/110 is superior to that of SG100/100.

No adjustment and adaptation are necessary to the current application, installation method, packaging and quality control assurance program with the improved properties of SG110/110.

Bonar Technical Fabrics is Europe's premier manufacturer of woven and non-woven geotextile products, with continuous commitment to quality, product development and production improvement. One of Bonar's many advantages is that they are vertically integrated. This means they have their own fiber production which helps ensure consistent product performance. Bonar also has a high production capacity with the facility located in close proximity to the Antwerp port. These translate into more efficient supply.

I have attached the manufacturer's letter here about the change for your reference. We would be happy to answer any questions that you may have.

Thank you for your kind attention.

Best regards

Gary Ng

Gary Ng
General Manager

bontec

a bonar technical fabrics product

Date: 5-Jul-10	
To: G and E – Hong Kong Gary	From: Isabelle Ruyffelaere – 0032 52 457 487 Philippe Grimmelpez – 0032 52 457 486
E mail: nannette@g-and-e.com	Pages: 1 +
Your reference: Bontec® SG 110/110	
Our reference: G&E07052010.doc	

Dear Gary,

We are pleased to confirm that the old name of the Bontec® SG100/100 has been replaced with the Bontec® SG 110/110.

Bonar constantly strives to increase the performance of the products over time. Thanks to improved polymers, extrusion and weaving techniques we managed to produce stronger geotextiles with the same unit weight. Hydraulic characteristics were not affected either.

Bonar uses very strict -in house- and ISO 9001:2000 quality and ISO 14001 environmental standards (in annex) and is using electricity generated from 100 % renewable sources.

We send hereby the newest datasheet as well for your information.

Should you require any further information, please do not hesitate to contact us.
Best regards

Philippe Grimmelpez
Global Sales & Marketing Manager



BONAR Technical Fabrics nv/sa
Industriestraat 39 • B-9240 Zete • Belgium
Tel: +32 (0)52 457 411 • Fax: +32 (0)52 457 495
E-mail: geotextiles@bonar.tf.com

BONAR Yarns & Fabrics Ltd
Mt. Saleader Street • Dundee DD2 7FU • United Kingdom
Tel: +44 (0)1382 346102 • Fax: +44 (0)1382 202376
E-mail: guld@bonaryarns.com




Bontec SG110/110
Woven Polypropylene Geotextile

Certification

QUALITY MANAGEMENT SYSTEM CERTIFICATE

ISO 9001 : 2000

*The BQA, sa hereby declares that the quality management system of
Bonar Technical Fabrics NV – Site in Zele en Lokeren*



*located at Industriestraat 39 - 9240 Zele - Belgium, has been examined on 05-05-2008
and found in conformity with the ISO 9001, edition 2000, standard for the following application field:*


Development, manufacture and sales of a standard range of fibres and textiles such as agrotexiles, building textiles and geosynthetics, as well as similar products especially designed to customer specifications

This certificate has been issued by the BQA, sa according to its quality manual concerning the certification of quality systems, and after concluding the contract of certification N° DS/AJ/CER/ 05-05-2008/301, under which the company accepts a regular control of its quality management system.

Certificate N° BQA_QMS019_C_2004301
Valid until 04-05-2011



BQA N° 019-QMS



*D. SIMOENS
Directeur*


*Any person aware of intense of this certificate may address himself to the BQA, sa. This certificate may only be disclosed in its entirety.
BQA, sa - rue Montoyer 24 (09) - 1000 Brussels.*

DS/AJC

CERTIFICATE OF ENVIRONMENTAL MANAGEMENT SYSTEM

ISO 14001 : 2004

The BQA, nv hereby declares that the environmental management system of the company
Bonar Technical Fabrics NV - Site in Zele en Lokeren



located at Industriestraat 39 - 9240 Zele - Belgium, has been examined on 05-05-2008
and found in conformity with the ISO 14001, edition 2004, standard for the following application field:

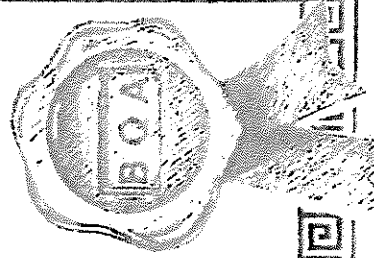
**Development, manufacture and sales of a standard range of fibres and textiles such as agrotextiles, building
textiles and geosynthetics, as well as similar products especially designed to customer specifications.**

This certificate has been issued by BQA, nv according to its quality manual EMS concerning the certification of environmental
management systems, and after the contract of certification N° DSAJ/CER-EMS/05-05-2008/84
under which the company accepts a regular control of its environmental management system.

Certificate N° BQA_EMS019_C_200484
Valid until 04-05-2011



BQA N° 019-EMS



[Signature]

D. SIMOENS
Directeur

Any person owning or holding this certificate may address himself to the BQA, nv. This certificate may only be disclosed in its entirety.

BQA, nv - rue Montoyer 24 (08) - 1000 Brussels

DSAJ/CMT/13-07-2004

bontec

a bonar technical fabrics product

woven and non woven geotextiles

Zek,05.10.09

CERTIFICATION OF CONFORMANCE

The undersigned supplier BONAR TECHNICAL FABRICS, hereby states under his responsibility that the following product complies with the indicated technical properties :

Invoice F0918342


Type	NW 9 525 : 10500 m ²
Type	NW 10 525 : 18375 m ²
Type	NW 20 5250 : 10500 m ²
Type	SG 100/100 : 5250 m ²
Delivery docs :	Packing list N. T0908524 and T0908557

Manufacturer : Bonar Technical Fabrics N.V.

BONAR TECHNICAL FABRICS N.V.



BONAR TECHNICAL FABRICS N.V.
p/a Industriestraat 39
B-9240 Zek



invisible good

BONAR TECHNICAL FABRICS nv/sa
Industriestraat 39 • B-9240 Zek • Belgium
Tel +32 (0) 52 457 493 • Fax +32 (0) 52 457 495
E-mail geotextiles@bonartf.com

BONAR Yarns & Fabrics Ltd
St. Salvador Street • Dundee DD3 7EU • United Kingdom
Tel +44 (0) 1382 346402 • Fax +44 (0) 1382 202378
E-mail geotextiles@bonaryarns.com



bontec

A Bonar technical fabrics product.

Fax

Date: 11-Aug-04	
To: G and E - Hong Kong Mr. Gary NG	From: Isabelle Ruyffelaere - 0032 52 457 457 Philippe Grimmelpré - 0032 52 457 486
Fax:	Pages: 1 +
Your reference: Bonar TF acquisition of Uco Technical Fabrics	
Our reference:	G&E11082004.fax

To Whom it may concern

We hereby confirm that Bonar acquired the company UCO Technical Fabrics in October 1996 and all activities of the manufacturing and sales of Woven and Non woven geotextiles.

The Company changed name to **BONAR TECHNICAL FABRICS**.

Its headquarters are moved to Industriestraat 39, 9240 Zele, Belgium. At the same location is a new manufacturing plant of non woven geotextiles based.

The plant where woven geotextiles are produced is based on the old UCO location: weverslaan 15, Lokeren, Belgium.

Should you require any further information, please do not hesitate to contact us.

Best regards



Philippe Grimmelpré
Sales & Marketing Manager geotextiles.



BONAR Technical Fabrics nv/sa
Industriestraat 39 • 9240 Zele • Belgium
Tel: +32 (0)52 457 471 • Fax: +32 (0)52 457 495
E-mail: geotextiles@bonar.com

BONAR Yarns & Fabrics Ltd.
St. Lawrence Street • Dover DE19 7BJ • United Kingdom
Tel: +44 (0)1323 749100 • Fax: +44 (0)1323 261378
E-mail: yarns@bonaryarns.com



Bontec SG110/110
Woven Polypropylene Geotextile

Installation Guideline

BONTEC: Woven and Non Woven Geotextiles manufactured by Bonar Technical Fabrics - Belgium.



RECOMMENDATION FOR THE INSTALLATION OF GEOTEXTILES

- The **BONTEC** geotextiles shall be kept in its original packaging in order to protect it from damaging UV-rays and high temperatures.
- The **BONTEC** geotextiles shall be stored protected from wind, rain, excess moisture or sunlight.
- The **BONTEC** geotextiles shall only be unpacked just before use. The material shall be covered within 1 week
- The **BONTEC** geotextiles shall be labelled and show the following data :
 - roll number
 - quality
 - name of the manufacturer
 - roll length & width
 - roll weight
- The **BONTEC** geotextiles shall be laid with the longitudinal ascis down slopes
- A minimum overlap of 500 mm between the different sheets shall be respected. Sewing of the different fabrics shall be done with a double prayer stitching technique with non deteriorating thread.
- Wherever visibility or installation of the **BONTEC** geotextile is poor an extra safety overlap of +/- 1 m shall be respected
- The surfaces to be covered with **BONTEC** geotextiles shall be smooth and free of sticks, roots, sharp objects, and all debris that may damage the fabric. The surface to be covered shall be firm and unyielding, with no sudden changes or brakes in grade.
- The compacted sub-base shall be maintained in a smooth, uniform and compacted condition during installation of the fabric.
- In area's where wind is prevalent, fabric installation shall be started at the upwind side of the project and proceed downwind. The leading edge of the fabric shall be secured at all times with sandbags or other means sufficient to hold it down during high winds. Sandbags or rubber tires may be used as required to hold the fabric in position during installation. Tires shall not have exposed steel cords or other sharp edges which may snag or cut the fabric. Materials, equipment or other items shall not be dragged across the fabric or be allowed to slide down slopes on the fabric.
- Should the fabric be damaged during any step of the installation, the damaged section shall be repaired by covering it with a piece of fabric which extends at least 0,6 meter in all directions beyond the damaged area. The fabric shall be secured as directed by the engineer.
- Smoking shall not be permitted by personnel working on the fabric.

P.geodiversen/installationgeot.doc



Bontec SG110/110
Woven Polypropylene Geotextile

List of Project Reference

Bonar

Date	Project	Client	Consultant	Style
Feb-05	CV/2003/06 Stanley Waterfront Improvement Project - Construction Pier and Boardwalk	Sun Fook Kong (Civil) Ltd	Civil Engineering and Development Department	SG100/100 NW10
Feb-05	99/9028 Lamma Power Station	Wai Kee (Zens) Construction & Transportation Co Ltd	Maunsell Geotechnical Services Ltd	SG100/100
Feb-05	CV/2004/02 Reconst. of Wong Shek & Ko Lau Wan Public Piers	Kin Shing Construction Co Ltd	Civil Engineering and Development Department	SG100/100
Apr-05	CV/2002/04 Penny's Bay Reclamation Stage 2	Gammon Skanska Ltd Shun Tat Construction Engineering Ltd	Scott Wilson Ltd	SG100/100 SG100/100
Apr-05	HK/12/02 CED, Central Reclamation Phase III, Engineering Works	Best Leader Engineering Ltd Leighton - China State - Van Oord Joint Venture	Atkins China Ltd	SG100/100 SG100/100
May-05	03/8013 Lamma Island to Cyberport	Leader Marine Contractors Ltd Honwin Engineering Ltd	Maunsell Geotechnical Services Ltd	SG100/100 SG100/100
Jul-05	Shenzhen to Tai Po Twin Submarine Gas Pipeline Project	Honwin Engineering Ltd		SG100/100
Sep-05	TP37/03 Remaining Engineering Infrastructure Works for Pak Shek Kok Development Package 2A	Leader - Wai Kee (C&T) Joint Venture	Hyder Consulting Ltd	SG100/100
Nov-05	HY/2002/26 Stone Cutter's Bridge	Hong Kong River Engineering Co Ltd	Ove Arup & Partners HK Ltd	SG100/100
Feb-06	CV/2005/12 Fill Reception Facilities at Tseung Kwan O Area 137 Quarry Bay and Mui Wo	Penta-Ocean Construction Co Ltd	Civil Engineering and Development Department	SG100/100
Mar-06	Maintenance Dredging at Castle Peak Power Station (CPPS) Jetty	New Concepts Engineering Development Ltd	Civil Engineering and Development Department	SG100/100
Mar-06	CV/2004/04 Maintenance and Repairs to Government / Public Piers and Immersed Tubes of Hung Hom Cross-Harbor Tunnel	China Harbour Engineering Co (Group)	Civil Engineering and Development Department	SG100/100
Mar-06	HY/2005/06 Castle Peak Road Improvement West of Tsing Lung Tau	Shun Tat Construction Engineering Limited Chun Wo Construction & Engineering Co Ltd	Mouchel Halcrow JV	SG100/100 SG100/100

May-06	212 Main Works for the Proposed Third Golf Course Development at Kau Sai Chau, Sai Kung	China Harbour Engineering Co (Group)	Ove Arup & Partners HK Ltd	SG100/100
Jun-06	Hong Kong Convention and Exhibition Centre Project - Silt Screening for Intake Pipe	Wai Kee (Zens) Construction & Transportation Co Ltd Kaden - Wai Kee (C&T) Joint Venture	NA	SG100/100 SG100/100
Aug-06	EP/SP/52/06 Development of EcoPark in Tuen Mun Area 38	Kaden Construction Limited	Scott Wilson Ltd	SG100/100
Sep-06	CV/2004/06 Management and Capping of Contaminated Mud Pit IV at East of Sha Chau - Phase III	Kaden - Wai Kee (C&T) Joint Venture	Civil Engineering and Development Department	SG100/100
Oct-06	Lamma Island Cable Landing	United Marine Co Ltd	Hong Kong Electric Co Ltd	SG100/100
Nov-06	CV/2004/01 Maintenance and Repairs to Seawalls, Piers and Other Port Works	Kin Shing Construction Co Ltd	Civil Engineering and Development Department	SG100/100
Dec-06	Private project	Friendly Benefit Engineering Ltd		SG100/100
Feb-07	Prebored Socketted H-Piles at Hong Kong Convention & Exhibition Centre	Yee Hop Engineering Co Ltd	NA	SG100/100
May-07	HY/2005/06 Castle Peak Road Improvement - West of Tsing Lung Tau	Chun Wo Construction & Engineering Co Ltd	Mouchel Halcrow JV	SG100/100
May-07	CV/2004/05 Dredging Maintenance	China Harbour Engineering Co Ltd	Civil Engineering and Development Department	SG100/100
Aug-07	Dredging Project in Lai Chi Kok Shipyard	Maritime Mechanic Ltd	NA	SG100/100
Aug-07	6/WSD/06 Construction of Salt Water Supply System for Penny's Bay	Univic Engineering Ltd	Water Supplies Department	SG100/100
Nov-07	Permanent Aviation Fuel Facility Hong Kong International Airport (Contract No. H2104)	UDL Dredging Ltd	Babtie Asia Ltd	SG100/100
Dec-07	Seawall Modify, Tuen Mun Area 38	Cheer Engineering Ltd	Scott Wilson Ltd	SG100/100
May-08	DC/2007/10 Design and Construction of HK West Drainage Tunnel	Tapbo Civil Engineering Co Ltd	Ove Arup & Partners HK Ltd	SG100/100
Sep-08	CV/2006/05 Maintenance of Seawalls and Navigation Channels	China Harbour Engineering Co Ltd	Civil Engineering and Development Department	SG100/100

Sep-08	Marine Works at Maldives	Kwan Sing Engineering & Construction Co Ltd		SG100/100
Nov-08	DC/2007/06 River Improvement Works in Upper Lam Tsuen River, She Shan River and Upper Tai Po River	Kwan Lee Construction Co Ltd	Maunsell Consultants Asia Ltd	SG100/100
Mar-09	DC/2007/01 Drainage Improvement Works in Ki Lun Tsuen, Kwu Tung, Ma Tso Lung and Sha Ling	Shanghai Urban Construction Group Corp	Mott Connell Ltd	SG100/100 SG40/40
Jun-09	CHEC247 Lamma Power Station - Navigation Channel Improvement	China Harbour Engineering Co Ltd		SG100/100

Updated November 26, 2009



Bontec SG110/110
Woven Polypropylene Geotextile

Photo References



G AND E COMPANY LIMITED


Room B, 13/F Cheung Lee Industrial Building

9 Cheung Lee Street,

Chai Wan, Hong Kong

Tel: 852-2508 0058 Fax: 852-2570 0089

website: www.g-and-e.com



Date	Feb-10
Project	Contract No. HY/2009/11 Central - Wanchai Bypass - North Point Reclamation
Client	Highways Department
Consultant	AECOM
Main Contractor	China Harbour Engineering Company
Works	Silt Curtain
Materials	Woven Geotextile SG100/100
Size	3,675 sqm



**Bontec SG110/110
Woven Polypropylene Geotextile**

Approval Letters

土木工程拓展署
CEDD Civil Engineering and Development Department

RECEIVED
 2005 JAN 24

土木工程處
 Civil Engineering Office

Web site 網址 : http://www.cedd.gov.hk
 E-mail 電子郵件 :
 Telephone 電話 : (852) 2760 5737
 Facsimile 傳真 : (852) 2714 2054
 Our reference 本署檔號 : () in PW WC/CV/0402/R20/340 PL1
 Your reference 來函編號 : KS330/2005

香港九龍公主道101號
 土木工程拓展署大樓四樓
 4/F, Civil Engineering and Development Building,
 101 Princess Margaret Road,
 Kowloon, Hong Kong

Kin Shing Construction Company Limited
 1/F,
 27 Yin Chong Street,
 Mong Kok
 Kowloon
 (Attn.: Mr. Patrick P K Chan - Site Agent)

24 January 2005

BY MAIL & FAX No. 2780 2085

Dear Sirs,

Contract No. CV/2004/02
Reconstruction of Wong Shek and Ko Lau Wan Public Fiers

Material Submission - Geotextile for Silt Curtain


I refer to your letter of 14.1.2005 enclosing the particulars of the geotextile for fabrication of silt curtain.

In accordance with PS Clause 26.08(2), the proposed "SG 100/100" woven geotextile manufactured by Bonar Technical Fabrics is approved to be used under the captioned Contract.

Pursuant to PS Clause 26.08(1), you are required to submit details of the silt curtains 3 weeks before their deployment.

Contract No.	Item	Quantity	Copy	Remarks
CV/2004/02	CM	1		
	DM	1		
	EM	1		
	FM	1		
	GM	1		
	HM	1		
	IM	1		
	JM	1		
	KM	1		
	LM	1		
	MM	1		
	OM	1		

Yours faithfully,



(W H LEE)

Engineer's Representative
 Port Works Division
 Civil Engineering and Development Department

c.c.
 SIOW/P2B - Site Copy

etc

24-FEB-2005 10:57 FROM SFK

TO 25700089

P.01/01

10 2 76101

土木工程拓展署
**CEDD Civil Engineering and
 Development Department**

Web site 網址 : <http://www.cedd.gov.hk>
 E-mail 電子郵件 :
 Telephone 電話 : (852) 2762 5055
 Facsimile 傳真 : (852) 2714 2054
 Our reference 本署編號 : (15) in PW WC/CV0306/R20046 P.01
 Your reference 來函編號 : CV0306/1.2/1W/SY/CC/mc(S0067),
 CV-000001/1.2/1W/SY/CC/mc(S0118)

土木工程處
 Civil Engineering Office

112

香港九龍公主道 101 號
 土木工程拓展署大樓 4 樓
 4/F, Civil Engineering and
 Development Building,
 101 Princess Margaret Road,
 Kowloon, Hong Kong

18 February 2005

Sun Fook Kong (Civil) Limited
 Rms. 3207-10,
 Great Eagle Centre,
 23 Harbour Road,
 Wan Chai,
 Hong Kong
 (Attn: Mr. Howard KONG - Fax No.2827 6275)

Dear Sirs,

Contract No. CV/2003/06
Stanley Waterfront Improvement Project -
Construction of Pier and Boardwalk

Fabric for Silt Curtain

I refer to your above letters dated 21.1.2005 and 15.2.2005 proposing the SG100/100 fabric supplied by "Bonar Technical Fabrics" for silt curtain.

I have no objection to your proposed material for silt curtain.

Yours faithfully,

Paul Y K Ma
 (Paul Y K MA)

Engineer's Representative
 Port Works Division
 Civil Engineering and Development Department

c.c.
 Site Office (Attn: SIOW/PIA)
 CEG/PIA

File PW WC/CV0306/M10/00

YK044/m

Post-Net Fax Note	7671	Date	24/2/05
To	MR. STANLEY WAN	From	CHANG SZE-TAO
On/By	GSE	On	SFK
Phone #	2508 0028	Phone #	6841 702
Fax #	2570 0089	Fax #	

Mott MacDonald Hong Kong Limited

Consulting Engineers

Chief Resident Engineer's Office
 North Lantau Development - Tung Chung
 for Territories Development Department

Our Ref : S287/NL1/25.7/283/JY

30 June 1992

China Harbour Engineering Company
 19/F, China Harbour Building
 370-374 King's Road
 North Point
 Hong Kong.

Attn : Mr. S. Y. Yu

T.D.D. CONTRACT NO. NL 1/91		
C. E. Dept.		
DATE	ADVIS	INFORM
SA		11/2
DBA		
GE		
BMS		
SUR		
FOREMAN		
FILE		11/2

Dear Sirs,

North Lantau Development
 Contract No. NL1/91
 Tung Chung Development Phase I - Site Formation
 Materials for Subsoil Drains

I refer to your letter ref. NL1/C/0097/008/MM/145 of 10/6/92 submitting materials for subsoil drains for our approval.

I have the following comments :

- 1) The proposed subsoil drain material - i.e. 300mm diameter ADS corrugated polyethylene subsoil drain pipes from Benpak Waterwise company is acceptable.
- 2) The proposed Geotextile SG17/15 from UCO (2 layers) as protection for subsoil drainage is acceptable in principal. Please submit further technical specification such as lapping and site storage requirements recommended by the manufacturer.
- 3) The proposed Greenfix Eromat Special type 5 from CCL is still under review. You will be notified of the outcome if a decision is made.

Yours faithfully
 for MOTT MACDONALD HONG KONG LIMITED

Luke Cui
 Luke Cui
 Engineer's Representative

LC/TY/ak

11/2
11/2
11/2

11/2

Maunsell Consultants Asia Ltd
 8/F Grand Central Plaza, Tower 2, 138 Shatin Rural Committee Road Shatin, N.T., Hong Kong
 茂盛(亞洲)工程顧問有限公司
 香港新界沙田鄉事會路 138 號新城市中央廣場第 2 座 8 樓
 T +852 2605 8262 F +852 2691 2642 www.maunsell.aecm.com
 SRE's Office T +852 2669 0708 F +852 2631 2889 E sre@triv.com.hk

Your Ref. : DC0706/M1.2/1512 & 1529
 Our Ref. : (DC/2007/06)/R20/106(0023)

RECEIVED
 13 NOV 2008

Chiu Hing Construction & Transportation Co. Ltd.
 Room 201, 2/F Fuk Shing Commercial Building
 28 On Lok Mun Street
 On Lok Tsuen, Fanling
 New Territories, Hong Kong

BY:

Attn: Mr. Roger Lau (Site Agent)

13 November 2008

Dear Sir,


Contract No. DC/2007/06
River Improvement Works in Upper Lam Tsuen River,
She Shan River and Upper Tai Po River

Proposed Geotextile at Gabion Wall in She Shan River and Upper Tai Po River

I refer to your letter dated 7 November 2008 and 12 November 2008 respectively.

Please be advised that since the water flow rate of the proposed geotextile model Bontec SG100/100 meets the requirements in accordance with P.S. Clause 7.150, I have no further objections to your proposed use of woven geotextile model Bontec SG100/100, supplied by "G and E Company Ltd." at gabion wall in She Shan River and Tai Po River, subject to its satisfactory performance on site.

Yours faithfully,


 Adrian Ng
 Resident Engineer

cc MCAL - Attn : Mr. Conder Yan
 Chiu Hing H.O.

AN/CRok