

Contract No. EP/SP/66/12  
Integrated Waste Management Facilities, Phase 1  
Monthly EM&A Report No.65






## Monthly EM&A Report No.65 (Period from 1 November to 30 November 2023)

(Clause 3.3, Further Environmental Permit FEP-01/429/2012/A)

### Document No.

<b>KSZHJV</b>	/	<b>312</b>	/	<b>Monthly EM&amp;A</b>	/	<b>0065</b>	/	<b>A</b>
Issuer		Project Code		Type of Document		Sequential No.		Revision Index

	Prepared by:	Certified by:	Verified by:
<b>Name</b>	Joe Ho	F.C. Tsang	Mandy To
<b>Position</b>	Environmental Team	Environmental Team Leader	Independent Environmental Checker
<b>Signature</b>			
<b>Date:</b>	11 December 2023	11 December 2023	11 December 2023

## Revision History

<b>Rev.</b>	<b>DESCRIPTION OF MODIFICATION</b>	<b>DATE</b>
<b>A</b>	First Submission	14 December 2023

## CONTENTS

1.	Basic Project Information.....	7
2.	Marine Water Quality Monitoring.....	18
3.	Noise Monitoring.....	27
4.	Waste.....	34
5.	Coral.....	36
6.	Marine Mammal.....	42
7.	White-Bellied Sea Eagle.....	53
8.	Summary of Monitoring Exceedance, Complaints, Notification of Summons and Prosecutions.....	56
9.	EM&A Site Inspection.....	58
10.	Future Key Issues.....	60
11.	Conclusion and Recommendations.....	61

Appendix A	Master Programme
Appendix B	Summary of Implementation Status of Environmental Mitigation
Appendix C	Impact Monitoring Schedule of the Reporting Month
Appendix D	Event/ Action Plan for Water Quality Exceedance
Appendix E	Noise Monitoring Equipment Calibration Certificate
Appendix F	Event/Action Plan for Noise Exceedance
Appendix G	Noise Monitoring Data
Appendix H	Waste Flow Table
Appendix I	Event/Action Plan for Coral Monitoring
Appendix J	Event/Action Plan for White-bellied Sea Eagle Monitoring
Appendix K	Exceedance Report
Appendix L	Complaint Log
Appendix M	Impact Monitoring Schedule of Next Reporting Month

## **EXECUTIVE SUMMARY**

### **Introduction**

- A1. The Project, Integrated Waste Management Facility (IWMF), is a Designated Project under the Environmental Impact Assessment Ordinance (Cap. 499) (EIAO) and is currently governed by a Further Environmental Permit (FEP No. FEP-01/429/2012/A) for the construction and operation of the Project.
- A2. In accordance with the Updated Environmental Monitoring and Audit (EM&A) Manual for the Project, EM&A works for marine water quality, noise, waste management and ecology should be carried out by Environmental Team (ET), Acuity Sustainability Consulting Limited (ASCL), during the construction phase of the Project.
- A3. This is the 65<sup>th</sup> Monthly EM&A Report, prepared by ASCL, for the Project summarizing the monitoring results and audit findings of the EM&A programme at and around Shek Kwu Chau (SKC) during the reporting period from 1 November to 30 November 2023.

### **Summary of Main Works Undertaken & Key Mitigation Measures Implemented**

- A4. Key activities carried out in this reporting period for the Project included the following:
- Reclamation Area:
    - Installation of Instrumentation
    - Site Investigation works for foundation
    - Foundation works (including Driven H Pile and Socketed H Pile)
    - Pile cap construction
    - Structural steel work
    - Superstructure construction
  - Seawall Portion:
    - Caisson extension works, from +3mPD to +6mPD, at Seawall A and B
    - Construction of wave wall along the vertical seawall above +3mPD
- A5. The key environmental mitigation measures implemented for the Project in this reporting period associated with the construction activities include:
- Reduction of noise from equipment and machinery on-site;
  - Sorting, recycling, storage and disposal of general refuse and construction waste;
  - Management of chemicals and avoidance of oil spillage on-site;
  - Confirmation of the absence of silt content in the rock filling material and the filling work is properly conducted;
  - Dust suppression measures for exposed earth surface and stockpile of dusty material; and
  - Site runoff control measure during rainstorm.

### **Summary of Exceedance & Investigation & Follow-up**

- A6. The EM&A works for construction waste, noise monitoring and White-Bellied Sea Eagle (WBSE) were conducted during the reporting period in accordance with the Updated EM&A Manual.
- A7. No exceedance of the Action or Limit Levels in relation to noise, construction waste and WBSE monitoring was recorded in the reporting month.
- A8. Weekly site inspections of the construction work by ET were carried out on 02, 07, 14, 21 and 28 November 2023 to audit the mitigation measures implementation status. Monthly joint site inspection was carried out on 14 November 2023 by ET and IEC. Observations were recorded in the site inspection checklists and provided to the contractors together with the appropriate follow-up actions where necessary.

### **Complaint Handling and Prosecution**

- A9. No project-related environmental complaint was received during the reporting period.
- A10. Neither notifications of summons nor prosecution was received for the Project.

### **Reporting Change**

- A11. There was no change to be reported that may affect the on-going EM&A programme.

### **Summary of Upcoming Key Issues and Key Mitigation Measures**

- A12. Key activities anticipated in the next reporting period for the Project will include the following:
- Reclamation Area:
    - Foundation works (including Driven H Pile and Socketed H Pile)
    - Pile cap construction
    - Structural steel work
    - Superstructure construction
  - Seawall Portion:
    - Caisson extension works, from +3mPD to +6mPD, at Seawall A and B
    - Construction of wave wall along the vertical seawall above +3mPD
- A13. The key environmental mitigation measures for the Project in the coming reporting period associated with the construction activities will include:
- Reduction of noise from equipment and machinery on-site;
  - Sorting, recycling, storage and disposal of general refuse and construction waste;
  - Management of chemicals and avoidance of oil spillage on-site, especially under heavy rains and adverse weather;

- Dust control of exposed soil surface and stockpile of dusty material at reclaimed area;
- Dust suppression measures for exposed earth surface and stockpile of dusty material;
- Site runoff control measure during construction works; and
- Dust and noise control of foundation works.

## 1. BASIC PROJECT INFORMATION

### 1.1 Background

- 1.1.1 The Government of Hong Kong SAR will develop the Integrated Waste Management Facilities (IWMF) Phase 1 (hereafter “the Project”) with incineration to achieve substantial bulk reduction of unavoidable municipal solid waste (MSW) and to recover energy from the incineration process. The IWMF will be on an artificial island to be formed by reclamation at the south-western coast of Shek Kwu Chau. Keppel Seghers – Zhen Hua Joint Venture (KSZHJV) was awarded the contract under Contract No. EP/SP/66/12 Integrated Waste Management Facilities Phase 1 to construct and operate the Project.
- 1.1.2 An environmental impact assessment (EIA) study for the Project has been conducted and the EIA Report was approved under the Environmental Impact Assessment Ordinance on 17 January 2012. An Environmental Permit (EP) (EP No.: EP-429/2012) was granted to EPD on 19 January 2012 for the construction and operation of the Project. Subsequently, the EP was amended (EP No.: EP-429/2012/A) and a further EP (FEP) (EP No.: FEP-01/429/2012/A) was granted to the Keppel Seghers – Zhen Hua Joint Venture (KSZHJV) on 27 December 2017.
- 1.1.3 A further EP (FEP) (EP No.: FEP-02/429/2012/A) on Submarine Cable for the Development of the Project was granted to CLP Power Hong Kong Limited (CLP) on 17 January 2020.
- 1.1.4 The key design and construction elements of the Project include the Design and the Works including but not limited to the design, engineering procurement, construction, testing and commissioning of the Facility including:
- Ground Treatment works;
  - Seawall and Breakwater construction;
  - Non-dredged Reclamation;
  - Other Marine works and Harbour and Port Facilities;
  - Site formation;
  - Municipal Solid Waste (MSW) Treatment Processes;
  - Energy Recovery for Power Generation and Surplus Electricity export;
  - Wastewater treatment process;
  - Desalination and water treatment process;
  - Civil works;
  - Building and Structural works;
  - Electrical and Mechanical works;
  - Building Services;
  - Architectural and Landscaping works; and
  - All other design and works required for the operation and maintenance of the Facility according to the Contract requirements.

- 1.1.5 The location of the IWMF near Shek Kwu Chau (SKC) and general layout of IWMF are shown in **Figure 1.1** and **Figure 1.2** respectively.



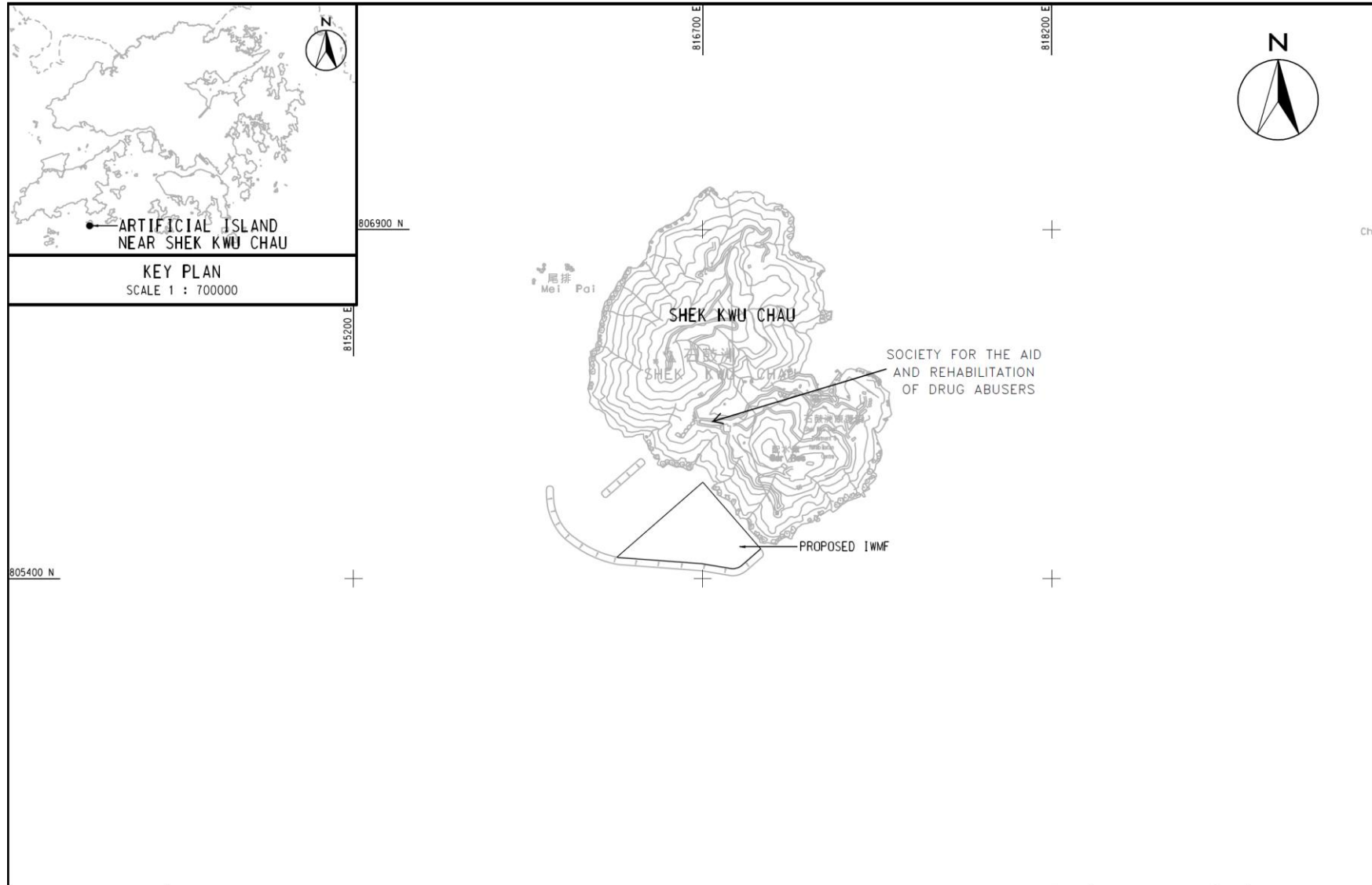


Figure 1.1 Location of the IWMF at the Artificial Island near SKC

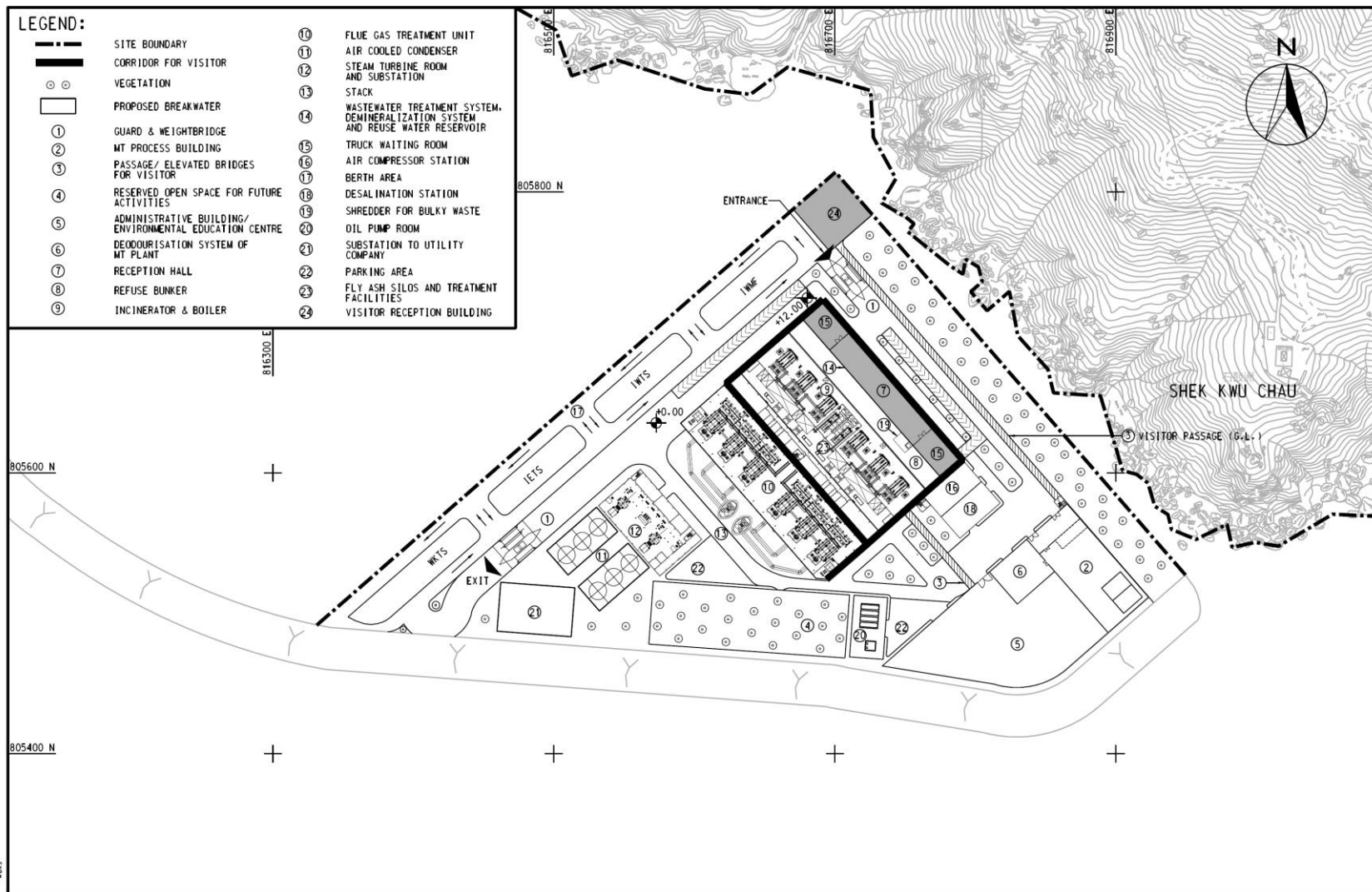


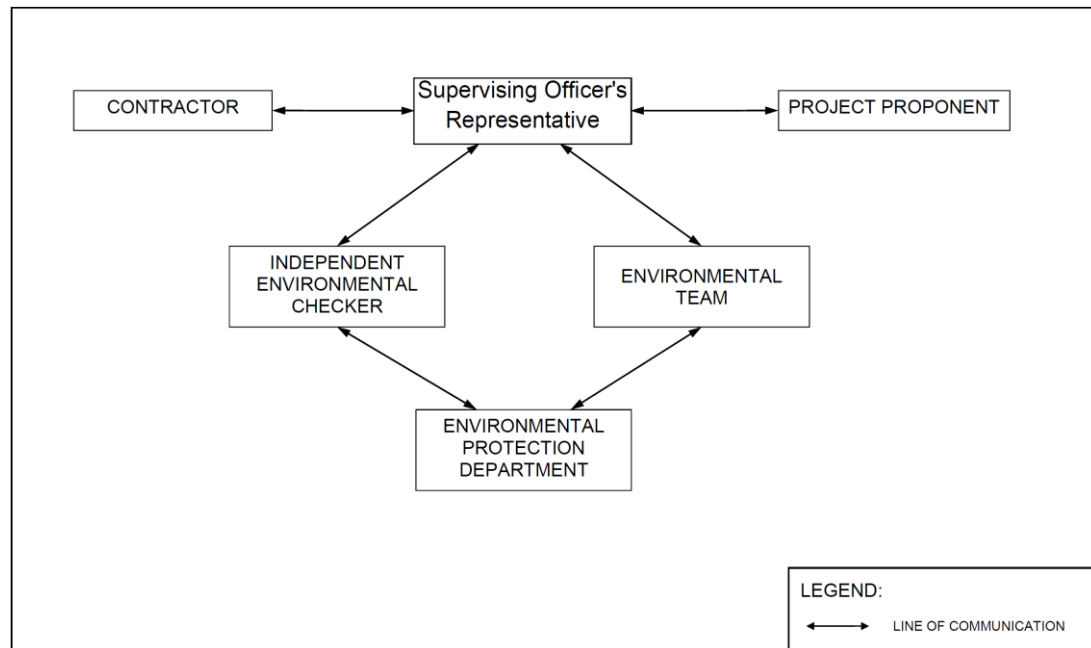
Figure 1.2 General Layout of the IWMF at the Artificial Island near SKC

## 1.2 The Reporting Scope

1.2.1 This is the 65<sup>th</sup> Monthly EM&A Report for the Project which summarizes the key findings of the EM&A programme during the reporting period from 1 November 2023 to 30 November 2023.

## 1.3 Project Organization

1.3.1 The Project Organization structure for Construction Phase is presented in **Figure 1.3**.



**Figure 1.3 Project Organization Chart**

1.3.2 Contact details of the key personnel are presented in **Table 1.1** below:

**Table 1.1 Contact Details of Key Personnel**

Party	Position	Name	Telephone no.
Keppel Seghers – Zhen Hua Joint Venture	Project Manager	Peter Chung	2192-0603
Acuity Sustainability Consulting Limited	Environmental Team Leader	F.C. Tsang	2698-6833
ERM-Hong Kong, Limited	Independent Environmental Checker	Mandy To	2271-3000

#### 1.4 Summary of Construction Works

1.4.1 Details of the major construction activities undertaken in this reporting period are shown in **Table 1.2** and **Figure 1.4** below. The construction programme is presented in **Appendix A**.

**Table 1.2 Summary of the Construction Activities Undertaken during the Reporting Month**

Location of works	Construction activities undertaken	Remarks on progress
Reclamation area	<ul style="list-style-type: none"> <li>• Installation of Instrumentation</li> <li>• Site Investigation works for foundation</li> <li>• Foundation works (including Driven H Pile and Socketed H Pile)</li> <li>• Pile cap construction</li> <li>• Structural steel work</li> <li>• Superstructure construction</li> </ul>	<ul style="list-style-type: none"> <li>• Completed</li> <li>• Completed</li> <li>• On-going</li> <li>• On-going</li> <li>• On-going</li> <li>• On-going</li> </ul>
Seawall portion	<ul style="list-style-type: none"> <li>• Caisson extension works, from +3mPD to +6mPD, at Seawall A and B</li> <li>• Construction of wave wall along the vertical seawall above +3mPD</li> </ul>	<ul style="list-style-type: none"> <li>• On-going</li> <li>• On-going</li> </ul>

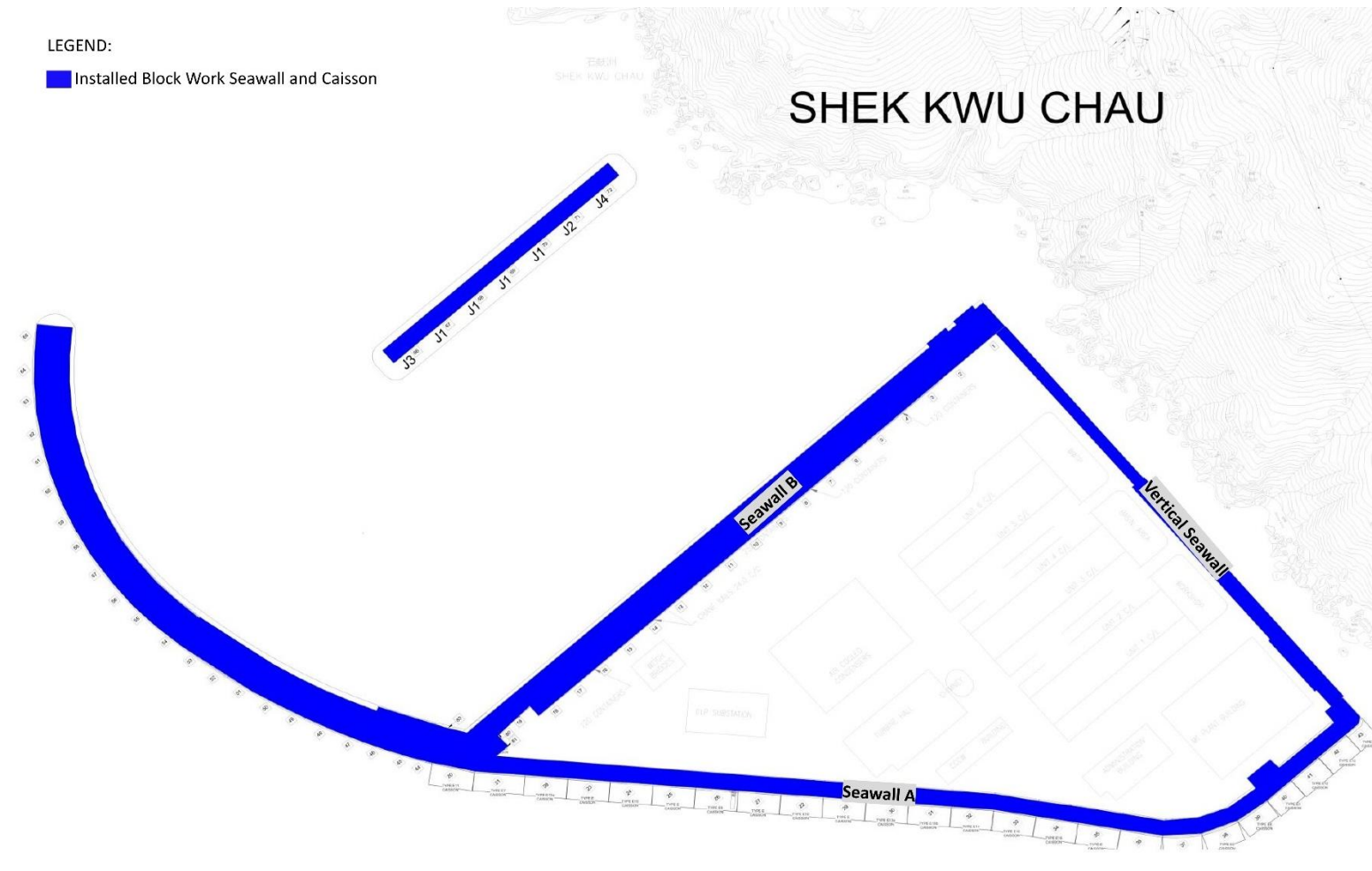


Figure 1.4 Location of Major Construction Activities Undertaken during the Reporting Month

## 1.5 Summary of Environmental Status

1.5.1 A summary of the valid permits, licences, and /or notifications on environmental protection for this Project is presented in **Table 1.3**

**Table 1.3 Summary of the Status of Valid Environmental Licence, Notification, Permit and Documentations**

Permit/ Licences/ Notification	Reference	Validity Period	Remarks
Variation of Environmental Permit	EP-429/2012/A	Throughout the Contract	
Further Environmental Permit	FEP-01/429/2012/A	Throughout the Contract	
Notification of Construction Works under the Air Pollution Control (Construction Dust) Regulation (Form NA)	Ref No.: 428778	15/12/2017 – 22/09/2024	
Wastewater Discharge Licence	WT00039438-2021	15/02/2022 – 28/02/2027	
Chemical Waste Producer Registration	WPN0017-933-K3301-01	Throughout the Contract	
	WPN5213-961-K3301-02	Throughout the Contract	
	WPN5296-839-K3301-03	Throughout the Contract	
Construction Noise Permit (24 hours)	GW-RS0611-23	27/07/2023– 26/01/2024	Portion 1, 1A & 1B
Construction Noise Permit (Percussive piling)	PP-RS0016-23	06/11/2023 – 04/05/2025	Portion 1
Billing Account for Disposal of Construction Waste	A/C No.:7029768	Throughout the Contract	

1.5.2 The status for all environmental aspects is presented in **Table 1.4**.

**Table 1.4 Summary of Status for Key Environmental Aspects under the Updated EM&A Manual**

<b>Parameters</b>	<b>Status</b>
<b>Water Quality</b>	
Baseline Monitoring under Updated EM&A Manual and Detailed Plan on DCM	The baseline water quality monitoring result has been reported in Baseline Monitoring Report and submitted to EPD under FEP Condition 3.4
Impact Monitoring	As confirmed with Contractor and Project Supervising Officer, no marine construction work will be carried out from March to December 2023 tentatively. An updated EM&A arrangement to propose the temporary suspension of water quality and line-transect monitoring from March to December 2023 was submitted to EPD on 21 March 2023. EPD advised no comment on the updated EM&A arrangement on 29 March 2023. The water quality and line-transect monitoring were then temporarily suspended from 30 March 2023 onward. A two-week advance notice will be made by the Contractor prior to resumption of marine construction works. The water quality monitoring and line-transection monitoring will be resumed upon the resumption of marine construction works. ET will notify the resumption of marine construction works with updated EM&A schedule within one day after receiving the notification from contractor
Post DCM Monitoring	All DCM was completed on 14 October 2020, regular DCM monitoring for further 4 weeks (i.e form 16 October 2020 to 14 November 2020) was completed according to the approved Detailed Plan on Deep Cement Mixing
Initial Intensive DCM Monitoring	Conducted from 11 February 2019 to 10 March 2019, had not been resumed since there was no DCM related parameter exceeding the AL/LL.
Baseline Water Quality of wet season	Completed over 13 August 2018 to 7 September 2018
<b>Noise</b>	
Baseline Monitoring	The baseline noise monitoring result has been reported in Baseline Monitoring Report and submitted to EPD under FEP Condition 3.4
Impact Monitoring	On-going
<b>Waste Management</b>	
Mitigation Measures in Waste Monitoring Plan	On-going
<b>Coral</b>	
Pre-translocation Survey and Coral Mapping	The Coral Translocation Plan was submitted and approved by EPD under EP Condition 2.12
Coral Translocation	Completed on 28 March 2018
Post-Translocation Coral Monitoring	Survey affected by missing of translocated and tagged coral colonies after typhoons in September 2018, completed on 28 March 2019.
Pre-construction Coral Survey and Tagging	Completed on 26 June 2018
Tagged Coral Monitoring	Survey obstructed due to missing of tagged coral colonies after typhoons in September 2018
Coral Survey and Re-	Re-tagging at Indirect Impact Site was conducted on 23

<b>Parameters</b>	<b>Status</b>
tagging	November and Re-tagging at Control Site was conducted on 3 December 2018.
Post Re-tagging Coral Monitoring	On-going
<b>Marine Mammal</b>	
Vessel-based Line-transect Survey Baseline Monitoring	The baseline marine mammal monitoring result has been reported in Baseline Monitoring Report and submitted to EPD under FEP Condition 3.4
Vessel-based Line-transect Survey Impact Monitoring	Temporarily suspended since 30 March 2023, as no marine construction works as defined in the approved EIA report (AEIAR-163/2012) and the Updated EM&A Manual was conducted in this reporting month.
Land-based Theodolite Tracking	30 days of theodolite surveys were started on 21 Feb 2019 and completed in May 2019.
Passive Acoustic Monitoring	30 days of PAM surveys were started on 1 May 2019 and completed by the end of May 2019.
<b>White-bellied Sea Eagle</b>	
Baseline Monitoring	The baseline WBSE monitoring result has been reported in Baseline Monitoring Report and submitted to EPD under FEP Condition 3.4
Impact Monitoring	On-going, since chick was observed during monitoring event on 28 March 2023, the frequency of impact monitoring will be changed to 7-day consecutive monitoring.
<b>Environmental Audit</b>	
Site Inspection covering Measures of Air Quality, Noise Impact, Water Quality, Waste, Ecological Quality, Fisheries, Landscape and Visual	On-going
Mitigation Measures in Marine Mammal Watching Plan (MMWP)	Installation of caisson No.19 was completed on 18 March 2021, which the reclamation area had been totally enclosed by permanent structure. Floating type silt curtain at marine access was removed on 18 March 2021. No enclosed area shall be formed by deployment of silt curtain for the remaining works programme.
Mitigation Measures in Detailed Monitoring Programme on Finless Porpoise (DMPFP)	Installation of caisson No.19 was completed on 18 March 2021, which the reclamation area had been totally enclosed by permanent structure. Floating type silt curtain at marine access was removed on 18 March 2021. No enclosed area shall be formed by deployment of silt curtain for the remaining works programme.
Mitigation Measures in Vessel Travel Details	On-going
Daily Site Audit and Monitoring for Dredging Work	Completed

1.5.3 Other than the EM&A work by ET, environmental briefings, trainings and regular environmental management meetings were conducted, in order to enhance environmental awareness and closely monitor the environmental performance of the contractors.



1.5.4 The EM&A programme has been implemented in accordance with the recommendations presented in the approved EIA Report and the Updated EM&A Manual. A summary of implementation status of the environmental mitigation measures for the construction phase of the Project during the reporting period is provided in **Appendix B**.

## 2. MARINE WATER QUALITY MONITORING

### 2.1 Water Quality Requirements

2.1.1 To ensure no adverse water quality impact, water quality monitoring is recommended to be carried out at the nearby water sensitive receivers (WSRs) during construction phase including proposed reclamation, breakwater construction, etc.

2.1.2 In accordance with the Updated EM&A Manual, impact water quality monitoring were conducted 3 days per week at mid-flood and mid-ebb tide to obtain impact water quality levels at the eleven monitoring stations during general water quality monitoring for the reporting period.

### 2.2 Water Quality Parameters, Time, Frequency

2.2.1 Dissolved Oxygen (DO), Turbidity, Suspended Solids (SS), Salinity and pH have been undertaken at the eleven monitoring stations during general water quality monitoring.

2.2.2 DO, temperature, salinity, turbidity and pH have been measured in-situ and the SS, has been assayed in a HOKLAS laboratory.

2.2.3 In associate with the water quality parameters, other relevant data were also measured, such as monitoring location/position, time, water depth, sampling depth, tidal stages, weather conditions and any special phenomena or work underway nearby were also recorded. The monitoring schedule is provided in **Appendix C**.

2.2.4 Impact water quality monitoring was conducted 3 days per week in the reporting period. All parameters were monitored during mid-flood and mid-ebb tides at three water depths for general water quality monitoring. The interval between two sets of monitoring has not been less than 36 hours.

2.2.5 **Table 2.1** summarizes the monitoring parameters, frequency and duration of the impact water quality monitoring during construction phase.

**Table 2.1 Water Quality Monitoring Parameters, Frequency and Duration**

Parameter, unit	Frequency	No. of Depths
<ul style="list-style-type: none"> <li>• Water Depth (m)</li> <li>• Temperature (°C)</li> <li>• Salinity (ppt)</li> <li>• pH (pH unit)</li> <li>• Dissolved Oxygen (DO) (mg/L and % of saturation)</li> <li>• Turbidity (NTU)</li> <li>• Suspended Solids (SS), mg/L</li> </ul>	General water quality monitoring : 3 days per week, at mid-flood and mid-ebb tides	3 water depths: 1m below sea surface, mid-depth and 1m above sea bed.  If the water depth is less than 3m, mid-depth sampling only. If water depth less than 6m, mid-depth may be omitted.

### 2.3 Water Quality Monitoring Locations

- 2.3.1 Impact water quality monitoring was conducted at eleven monitoring locations (B1-B4, H1, C1, C2, F1, CR1, CR2 & M1) during general water quality monitoring in the reporting period as shown in **Figure 2.1**. As per the relocation proposal verified by IEC and approved by EPD, the monitoring location C1, C2, S2, F1 are relocated at C1A, C2A, S2A, F1A as equivalent points respectively to clear up the concerns from stakeholders.

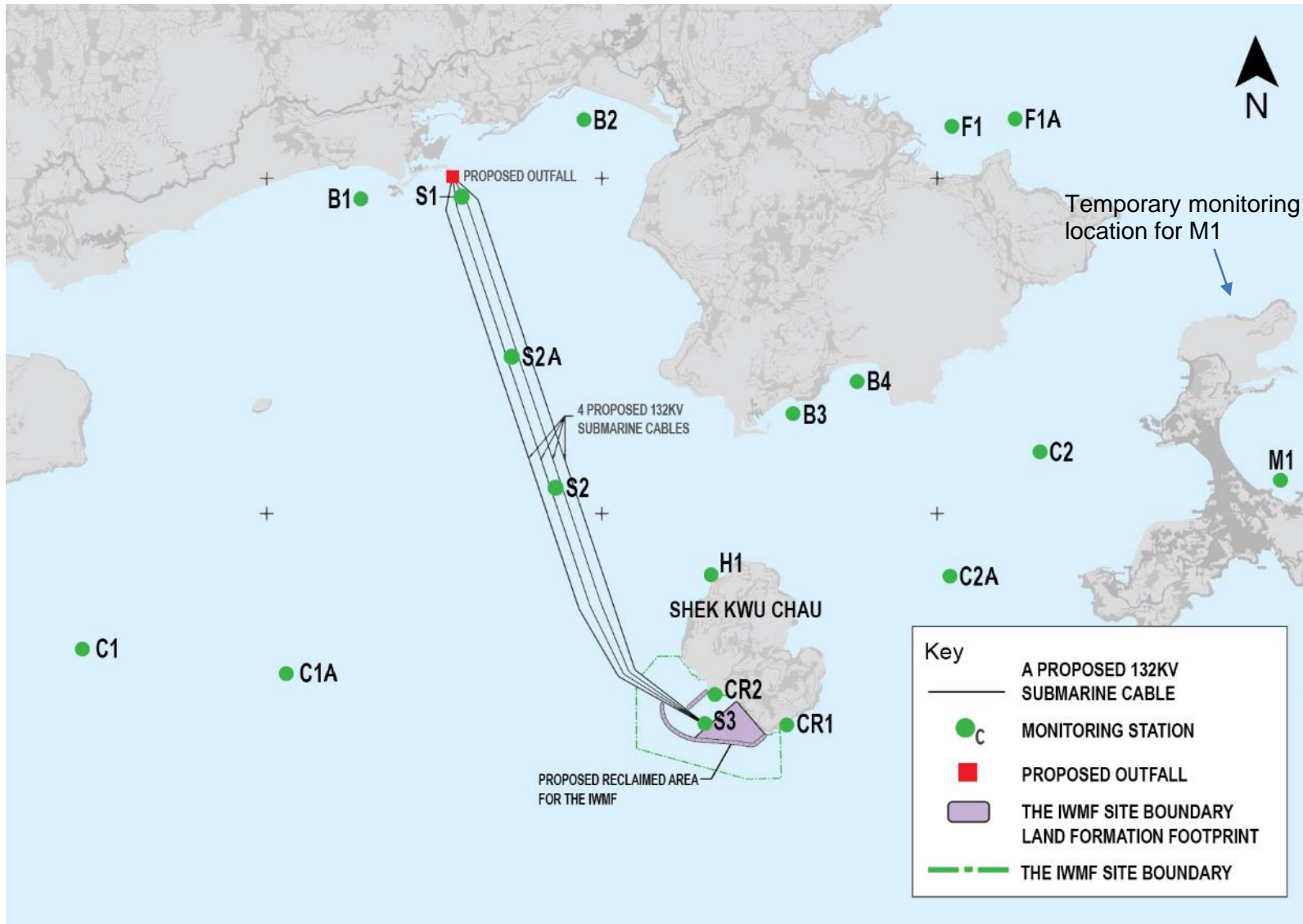


Figure 2.1 Water monitoring locations at Artificial Island near SKC

2.3.2 B1 to B4 are located at 4 beaches respectively at the southern shore of Lantau Island. Monitoring station H1 is located at the horseshoe crab habitat at northern SKC, while CR1 and CR2 are located at the coral communities at southwestern shore of SKC. Monitoring station F1 is located at the Cheung Sha Wan Fish Culture Zone while monitoring station M1 is located at Tung Wan at Cheung Chau. Monitoring station F1A is relocated for F1 at the Cheung Sha Wan Fish Culture Zone. S1, S2 and S3 are located at the northern landing site, midway and southern landing site of the proposed submarine cable, respectively. S2A is the relocated monitoring station of S2 which represents the midway landing site of the proposed submarine cable. S1, S2/S2A and S3 are required for monitoring due to the laying of submarine cable. Control stations C1 and C2 at far field locations are for comparison. Control stations C1A and C2A are relocated for C1 and C2 respectively as equivalent far field locations for comparison.

2.3.3 Fourteen monitoring stations are listed in **Table 2.2**.

**Table 2.2 – Locations of Marine Water Quality Stations**

Monitoring station	Description	Easting	Northing
B1	Beach – Cheung Sha Lower	813342	810316
B2	Beach – Pui O	815340	811025
B3	Beach – Yi Long Wan	817210	808395
B4	Beach – Tai Long Wan	817784	808682
H1	Horseshoe Crab – Shek Kwu Chau	816477	806953
C1	Control Station <small>(note i)</small>	810850	806288
C1A	Relocated Control Station	812823	806300
C2	Control Station <small>(note ii)</small>	819421	808053
C2A	Relocated Control Station	818869	806808
F1	Cheung Sha Wan Fish Culture Zone <small>(note iii)</small>	818631	810966
F1A	Cheung Sha Wan Fish Culture Zone	819109	810924
S1	Submarine Cable Landing Site	814245	810335
S2	Submarine Cable <small>(note iv)</small>	815076	807747
S2A	Submarine Cable	814808	808515
S3	Submarine Cable Landing Site	816420	805621
CR1	Coral	817144	805597
CR2	Coral	816512	805882
M1	Tung Wan	821572	807799

Note:

- i. Relocated to C1A in Mar 2019
- ii. Relocated to C2A in Mar 2019
- iii. Relocated to S2A in Mar 2019
- iv. Relocated to F1A in Mar 2019

## 2.4 Impact Monitoring Methodology

- 2.4.1 General water quality monitoring was conducted three days per week, at mid-flood and mid-ebb tides, at the designated water quality monitoring stations during the reporting period.
- 2.4.2 The interval between 2 sets of monitoring was not less than 36 hours. Sampling was collected at three water depths, namely, 1m below water surface, mid-depth and 1m above seabed, except where the water depth is less than 6m, the mid-depth was omitted. If the water depth was less than 3m, only the mid-depth station was monitored.
- 2.4.3 Duplicate in-situ measurements and water sampling were carried out in each sampling event. The monitoring probes were retrieved out of water after the first measurement and then redeployed for the second measurement. When the difference in value between the first and second readings of DO or turbidity is more than 25% of the value of the first reading, the reading would be discarded and further readings would be taken.

### In-situ Measurement

- 2.4.4 Levels of DO, pH, temperature, turbidity and salinity would be measured in-situ by portable and weatherproof measuring instrument, e.g. YSI ProDSS and Horiba U-53 Multiparameter complete with cable and sensor. (Refer to <http://www.ysi.com/ProDSS> for YSI ProDSS technical specification and [https://static.horiba.com/fileadmin/Horiba/Products/Process\\_and\\_Environmental/Water\\_Pollution/Instruction\\_Manuals/U-50/U-50\\_SS\\_E.pdf](https://static.horiba.com/fileadmin/Horiba/Products/Process_and_Environmental/Water_Pollution/Instruction_Manuals/U-50/U-50_SS_E.pdf) for Horiba U-53 technical specification). Water current velocity and water current direction would be measured by portable and weatherproof current meter, e.g. SonTek Hydrosurveyor (Refer to <https://www.sontek.com/hydrosurveyor> for SonTek Hydrosurveyor M9 technical specification). Parameters measured by in-situ measurement is tabulated in **Table 2.3**

**Table 2.3 – Parameters Measured by In-situ Measurement**

Parameter	Resolution	Range
Temperature	0.1 °C	-5-70 °C
Dissolved Oxygen (DO)	0.01 mg/L	0-50.0 mg/L
Turbidity	0.1 NTU	0-1000 NTU
pH	pH 0.01	pH 0-14
Salinity	0.01 ppt	0-40 ppt
Water Current Velocity	0.001m/s	±20m/s
Water Current Direction	±1°	±2°

### Laboratory Analysis

- 2.4.5 Analysis of SS shall be carried out in a HOKLAS accredited laboratory. Sufficient water samples shall be collected at the monitoring stations for carrying out the laboratory determinations. The determination work shall be started within 24 hours after collection of the water samples. Analytical methods and detection limits for SS is presented in **Table 2.4**.

**Table 2.4 – Analytical Methods Applied to Water Quality Samples**

Parameter	Analytical method	Detection Level
Suspended Solids, SS	APHA 2540 D <sup>i</sup>	1 mg/L

Footnote:

- i. “APHA 2540 D” stands for American Public Health Association Standard Methods for the Examination of Water and Wastewater, 23<sup>rd</sup> Edition.

### Field Log

2.4.6 Other relevant data was recorded, such as: monitoring location / position, time, water depth, weather conditions and any special phenomena underway near the monitoring station.

## 2.5 Monitoring Equipment

2.5.1 Equipment used in the impact water quality monitoring programme is summarized in **Table 2.5** below.

**Table 2.5 Impact Water Quality Monitoring Equipment**

Monitored Parameter	Equipment	Brand and Model
DO, Temperature, Salinity, pH and Turbidity	Multi-functional Meter	Horiba U-53 YSI ProDSS Multi Parameter
Coordinates	Positioning Equipment	Garmin GPSMAP 78s
Water depth	Water Depth Detector	Hummingbird 160 Portable
SS	Water Sampler	Wildco 2 L Water Sampler with messenger

### 2.5.2 Dissolved Oxygen and Temperature Measuring Equipment

The instrument is a portable and weatherproof DO probe mounted on the multi-functional meter complete with cable and sensor and is powered by a DC supply source. The equipment was capable of measuring:

- A DO level in the range of 0 - 50 mg/L; and
- Temperature of -5 - 70 degree Celsius.

### 2.5.3 Turbidity Measurement Instrument

The instrument is a portable and weatherproof turbidity-measuring probe mounted on the multi-functional meter and is powered by a DC supply source. The instrument is equipped with a photoelectric sensor which is capable of measuring turbidity between 0 – 1000 NTU.

### 2.5.4 pH Measurement Instrument

The probe consists of a potentiometer, a glass electrode, a reference electrode and a temperature-compensating device mounted on the multi-functional meter. It is readable to 0.1 pH in a range of 0 to 14. Standard buffer solutions of at least pH 7 and pH 10 were used for calibration of the instrument before and after use.

### 2.5.5 Salinity Measurement Instrument

A portable salinometer mounted on the multi-functional meter capable of measuring salinity in the range of 0-40 parts per thousand (ppt) was provided for measuring salinity of the water at each monitoring location.

### 2.5.6 Sampler

The water sampler comprises a transparent PVC cylinder, with a capacity of not less than 2 litres, which can be effectively sealed with latex cups at both ends. The sampler has a positive latching system to keep it open and prevent premature closure until released by a messenger when the sampler is at the selected water depth.

### 2.5.7 Sample Containers and Storage

Water samples for SS were stored in high density polythene bottles with no preservative added, packed in ice (cooled to 4°C without being frozen) and delivered to the laboratory and analysed as soon as possible after collection. Sufficient volume of samples was collected to achieve the detection limit stated in **Table 2.4**.

### 2.5.8 Water Depth Detector

A portable, battery-operated echo sounder was used for the determination of water depth at each designated monitoring station. This unit could either be hand-held or affixed to the bottom of the work boat, if the same vessel is to be used throughout the monitoring programme.

### 2.5.9 Monitoring Position Equipment

Hand-held digital Differential Global Positioning System (DGPS) with way point bearing indication and Radio Technical Commission for maritime (RTCM) Type 16 error message ‘screen pop-up’ facilities (for real-time auto-display of error messages and DGPS corrections from the Hong Kong Hydrographic Office) was provided and used to ensure that the water sampling locations were correct during the water quality monitoring work.

## 2.6 Maintenance and Calibration

2.6.1 The multi-functional meters were checked and calibrated before use. Multi-functional meters were certified by a laboratory accredited under HOKLAS or any other international accreditation scheme, and subsequently re-calibrated at three monthly intervals throughout all stages of the water quality monitoring. Responses of sensors and electrodes were checked with certified standard solutions before each use. Wet bulb calibration for a DO meter was carried out before commencement of monitoring and after completion of all measurements each day. Calibration was not conducted at each monitoring location as daily calibration is adequate for the type of DO meter employed.

2.6.2 Sufficient stocks of spare parts were provided and maintained for replacements when necessary. Backup monitoring equipment was prepared for uninterrupted monitoring during equipment maintenance or calibration during monitoring.



## 2.7 Action and Limit Levels

2.7.1 The Action and Limit Levels have been set based on the derivation criteria specified in the Updated EM&A Manual and Detailed DCM Plan, as shown in **Table 2.6** below.

**Table 2.6 Criteria of Action and Limit Levels for Water Quality**

Parameters	Action	Limit
<b>Construction Phase Impact Monitoring</b>		
DO in mg/L	≤ 5 %-ile of baseline data	≤ 4
SS in mg/L	≥ 95 %-ile of baseline data or 120% of control station's SS at the same tide of the same day of measurement, whichever is higher	≥ 99 %-ile of baseline data or 130% of control station's SS at the same tide of the same day of measurement, whichever is higher
Turbidity in NTU	≥ 95 %-ile of baseline data or 120% of control station's turbidity at the same tide of the same day of measurement, whichever is higher	≥ 99 %-ile of baseline data or 130% of control station's turbidity at the same tide of the same day of measurement, whichever is higher
Temperature in °C	1.8°C above the temperature recorded at representative control station at the same tide of the same day	2°C above the temperature recorded at representative control station at the same tide of the same day

2.7.2 Based on the baseline monitoring data and the derivation criteria specified above, the Action/Limit Levels have been derived and are presented in **Table 2.7** and **Table 2.8** for both dry seasons (October – March) and wet seasons (April – September).

**Table 2.7 Derived Action and Limit Levels for Water Quality Monitoring (Dry Season)**

Parameters	Action	Limit
<b>Construction Phase Impact Monitoring</b>		
DO in mg/L	≤ 7.13	≤ 4
SS in mg/L	≥ 8 or 120% of control station's SS at the same tide of the same day of measurement, whichever is higher	≥ 10 or 130% of control station's SS at the same tide of the same day of measurement, whichever is higher
Turbidity in NTU	≥ 5.6 or 120% of control station's turbidity at the same tide of the same day of measurement, whichever is higher	≥ 12.8 or 130% of control station's turbidity at the same tide of the same day of measurement, whichever is higher
Temperature in °C	1.8°C above the temperature recorded at representative control station at the same tide of the same day	2°C above the temperature recorded at representative control station at the same tide of the same day

Notes:

- i. "Depth-averaged" is calculated by taking the arithmetic means of reading of all three depths.
- ii. For DO, non-compliance of the water quality limits occurs when monitoring result is lower than the limits.
- iii. For turbidity, SS and Salinity, non-compliance of the water quality limits occurs when monitoring result is higher than the limits.

**Table 2.8 Derived Action and Limit Levels for Water Quality (Wet Season)**

Parameters	Action	Limit
<b>Construction Phase Impact Monitoring</b>		
DO in mg/L	≤ 5.28	≤ 4
SS in mg/L	≥ 12 or 120% of control station's SS at the same tide of the same day of measurement, whichever is higher	≥ 14 or 130% of control station's SS at the same tide of the same day of measurement, whichever is higher
Turbidity in NTU	≥ 4.0 or 120% of control station's turbidity at the same tide of the same day of measurement, whichever is higher	≥ 4.3 or 130% of control station's turbidity at the same tide of the same day of measurement, whichever is higher
Temperature in °C	1.8°C above the temperature recorded at representative control station at the same tide of the same day	2°C above the temperature recorded at representative control station at the same tide of the same day

Notes:

- i. "Depth-averaged" is calculated by taking the arithmetic means of reading of all three depths.
- ii. For DO, non-compliance of the water quality limits occurs when monitoring result is lower than the limits.
- iii. For turbidity, SS and Salinity, non-compliance of the water quality limits occurs when monitoring result is higher than the limits.

2.7.3 If exceedances were found during water quality monitoring, the actions in accordance with the Event and Action Plan shall be carried out according to **Appendix D**.

## 2.8 Monitoring Results and Observations

2.8.1 As confirmed by the Contractor on 14 October 2020, all DCM works was completed on 14 October 2020, the post DCM water quality monitoring was completed for further 4 weeks (i.e. from 16 October 2020 to 14 November 2020) according to the approved Detailed Plan on Deep Cement Mixing. As all DCM work and post DCM water quality monitoring were completed, no water quality monitoring was conducted at S1, S2A and S3 from 14 November 2020 onward. As no marine construction work will be carried out from March to December 2023 and EPD had no comment on temporary suspension of water quality monitoring on 29 March 2023, the water quality was then temporarily suspended from 30 March 2023 onward.

### 3. NOISE MONITORING

#### 3.1 Monitoring Requirements

3.1.1 To ensure no adverse noise impact, noise monitoring is recommended to be carried out at the nearby noise sensitive receivers (NSRs) during construction phase.

3.1.2 In accordance with the Updated EM&A Manual, baseline noise level at the noise monitoring stations was established as presented in the Baseline Monitoring Report. Impact noise monitoring was conducted once per week in the form of 30-minutes measurements  $L_{eq}$ ,  $L_{10}$  and  $L_{90}$  levels recorded at each monitoring station between 0700 and 1900 hours on normal weekdays.

3.1.3 In accordance with the Updated EM&A Manual, additional weekly impact monitoring should be carried out during respective restricted hours period (1900 – 0700 hours) if the construction works were conducted at evening and night time. Additional weekly noise monitoring was conducted once per week in the form of 5-minutes measurements  $L_{eq}$ ,  $L_{10}$  and  $L_{90}$  levels recorded at each monitoring station between 1900 and 0700 hours as well as public holidays and Sundays.

#### 3.2 Noise Monitoring Parameters, Time, Frequency

3.2.1 Impact noise monitoring was conducted weekly in the reporting period between 0700 and 1900 hours on normal weekdays. Additional impact noise monitoring was conducted weekly in the reporting period between 1900-0700 hours on all days as well as public holidays and Sundays.

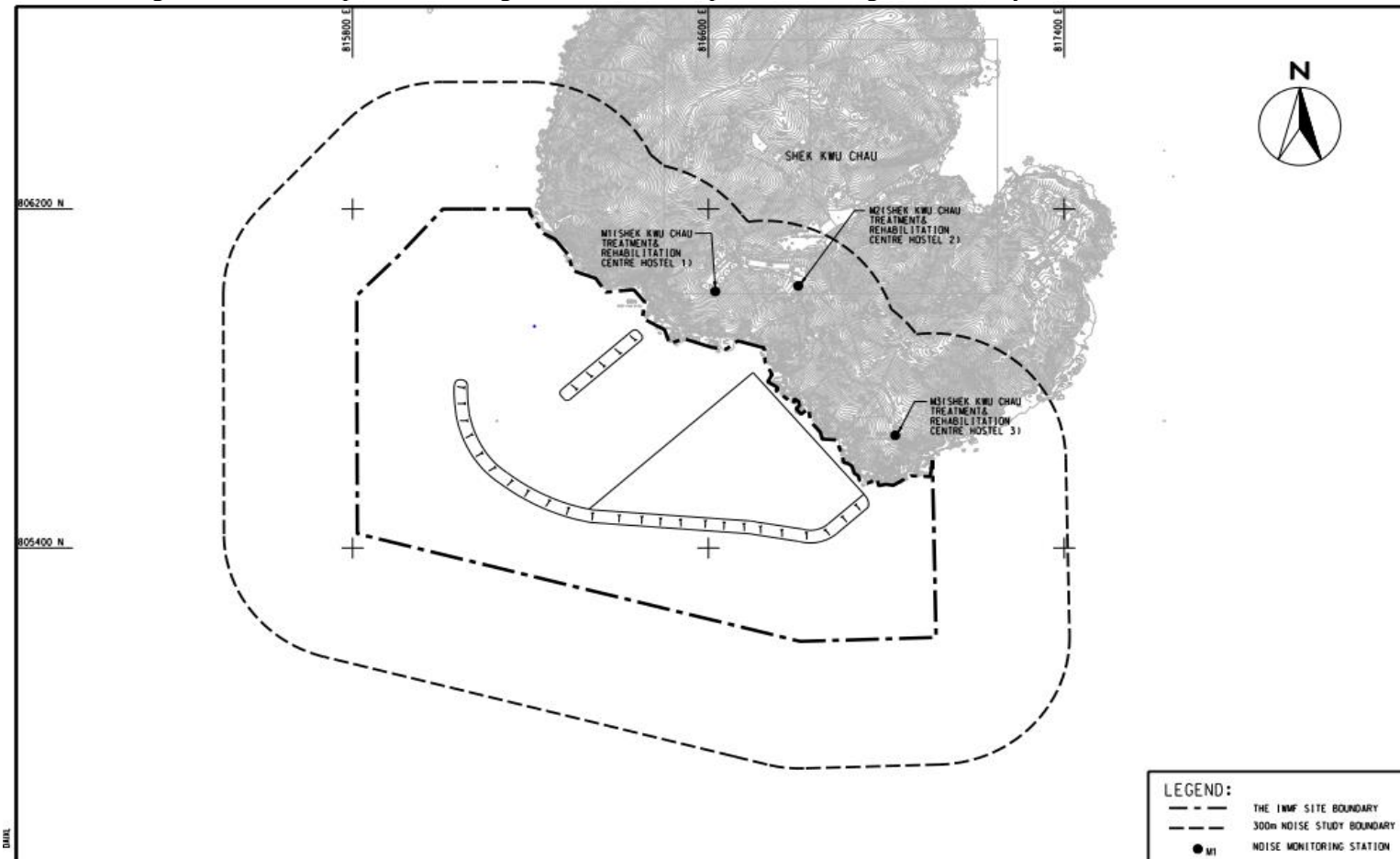
3.2.2 Construction noise level measured in terms of the A-weighted equivalent continuous sound pressure level ( $L_{Aeq}$ ).  $L_{eq\ 30min}$  was used as the monitoring parameter for the time period between 0700 and 1900 hours on normal weekdays.  $L_{eq\ 5min}$  was used as the monitoring parameter for the time period between 1900 and 0700 hours as well as public holidays and Sundays. **Table 3.1** summarizes the monitoring parameters, frequency and duration of the impact noise monitoring and additional impact noise monitoring. The monitoring schedule is provided in **Appendix C**.

**Table 3.1 Noise Monitoring Parameters, Time, Frequency and Duration**

Monitoring Station	Time	Duration	Parameters
M1/ N_S1, M2/ N_S2, M3/ N_S3	Day time: 0700-1900 hrs (during normal weekdays)	Once per week $L_{eq\ 5min}/L_{eq\ 30min}$ (average of 6 consecutive $L_{eq\ 5min}$ )	$L_{eq}$ , $L_{10}$ & $L_{90}$
	Evening time: 1900-2300 hrs (including normal weekdays, also public holidays and Sundays)	Once per week $L_{eq\ 5min}$ (3 sets of $L_{eq\ 5min}$ )	$L_{eq}$ , $L_{10}$ & $L_{90}$
	Night time: 2300-0700 hrs (including normal weekdays, also public holidays and Sundays)	Once per week $L_{eq\ 5min}$ (3 sets of $L_{eq\ 5min}$ )	$L_{eq}$ , $L_{10}$ & $L_{90}$

### 3.3 Noise Monitoring Locations

3.3.1 Three noise monitoring locations for impact monitoring and additional impact monitoring at the nearby sensitive receivers are shown in **Figure 3.1**.



**Figure 3.1 Noise monitoring locations at SKC**

3.3.2 M1, M2 and M3 are Shek Kwu Chau Treatment and Rehabilitation Centre Hostel 1, 2 and 3 respectively of The Society for the Aid and Rehabilitation of Drug Abusers (SARDA) located at southern part of Shek Kwu Chau.

3.3.3 Measurements at M1 & M3 were conducted at a point 1m from the exterior of the sensitive receivers building façade and at a position 1.2m above the ground. Measurement setup at M3 has been varying with minor adjustment to minimize the disturbance to the users of Treatment Centre. Measurement at M2 was conducted at a point 1m from building façade of the ceiling of 1st floor level for avoidance of mutual disturbance with users of Treatment Centre. The minor adjustment of monitoring locations, which were in favour to mutual convenience with the users of Treatment Centre, were found with no effect on monitoring result based on on-site observation and experience from the Baseline monitoring of the Project. The noise monitoring stations are summarized in **Table 3.2** below.

**Table 3.2 Noise Monitoring Location**

Station	NSR ID in EIA Report	Noise Monitoring Location	Type of sensitive receiver(s)	Measurement Type
M1	N_S1	Shek Kwu Chau Treatment & Rehabilitation Centre Hostel 1	Residential	Façade
M2	N_S2	Shek Kwu Chau Treatment & Rehabilitation Centre Hostel 2	Residential	Façade
M3	N_S3	Shek Kwu Chau Treatment & Rehabilitation Centre Hostel 3	Residential	Façade

#### 3.4 Impact Monitoring Methodology

3.4.1 At each designated monitoring location, measurements of six 5-minute A-weighted equivalent sound pressure level [ $L_{eq\ 5min}$ ] was carried out between 0700 and 1900 hours for daytime measurements on a normal weekdays (excluding Sunday or general holiday). The measured six impact noise levels at each monitoring location shall then be averaged in logarithmic scale and expressed in terms of the 30-minute A-weighted equivalent continuous sound pressure level ( $L_{eq\ 30min}$ ) for the time period between 0700 and 1900 hours on normal weekdays.

3.4.2 At each designated monitoring location, measurements of three 5-minute A-weighted equivalent sound pressure level [ $L_{eq\ 5min}$ ] was carried out between 1900 and 0700 hours for evening time and night time measurements.

3.4.3 The monitoring procedures are as follows:

- The microphone head of the sound level meter was normally positioned 1 m exterior of the noise sensitive façade and lowered sufficiently so that the building's external wall acts as a reflecting surface.
- If there is a problem with the access to the normal monitoring position, an alternative may be chosen and appropriate correction would be applied according to acoustic principle when necessary. For reference, +3 dB(A) correction would be made for free-field measurements.
- The battery condition was checked to ensure good functioning of the meter.
- Parameters such as frequency weighting, the time weighting and the measurement time were set as follows:
  - Frequency weight: A
  - Time weighting: Fast
  - Measurement time: 5 minutes

- Prior to and after noise measurement, the meter was calibrated using the calibrator for 94.0 dB at 1000Hz. If the difference in the calibration level before and after measurement is more than 1.0 dB, the measurement was considered invalid and repeat of noise measurement was required after re-calibration or repair of the equipment.
- Noise monitoring was carried out for 30 minutes by sound level meter. At the end of the monitoring period, noise levels in terms of  $L_{eq}$ ,  $L_{10}$  and  $L_{90}$  were recorded. In addition, site conditions and noise sources were recorded when the equipment was checked and inspected.
- All the monitoring data within the sound level meter system was downloaded through the computer software.

### 3.5 Monitoring Equipment

3.5.1 Integrated sound level meter was used for the noise monitoring. The meter shall comply with the International Electrotechnical Commission Publications 651: 1979 (Type 1) and 804: 1985 (Type 1) specifications.

3.5.2 Equipment used in the impact noise monitoring programme is summarized in **Table 3.3** below. Calibration certificates for the noise monitoring equipment are attached in **Appendix E**.

**Table 3.3 Impact Noise Monitoring Equipment**

Equipment	Brand and Model
Sound Level Meter	SVANTEK 971
Sound Calibrator	RION NC-75

### 3.6 Maintenance and Calibration

3.6.1 The maintenance and calibration procedures were as follows:

- The microphone head of the sound level meter and calibrator were cleaned with a soft cloth at quarterly intervals.
- The sound level meter and calibrator were checked and calibrated at yearly intervals
- Immediately prior to and following each noise measurement, the accuracy of the sound level meter shall be checked using an acoustic calibrator generating a known sound pressure level at a known frequency. Measurements may be accepted as valid only if the calibration levels from before and after the noise measurement agree to within 1.0dB.

### 3.7 Action and Limit Levels

3.7.1 The Action/Limit Levels in line with the criteria of Practice Note for Professional Persons (ProPECC PN 2/93) “Noise from Construction Activities – Non-statutory Controls” and Technical Memorandum on Environmental Impact Assessment Process issued by HKSAR Environmental Protection Department [“EPD”] under the Environmental Impact Assessment Ordinance, Cap 499, S.16 is presented in **Table 3.4**.

**Table 3.4 Action and Limit Levels for Noise per Updated EM&A Manual**

<b>Time Period</b>	<b>Action</b>	<b>Limit (dB(A))</b>
0700-1900 hrs on normal weekdays	When one documented complaint is received	75 dB(A)

Notes: If works are to be carried out during restricted hours, the conditions stipulated in the Construction Noise Permit (CNP) issued by the Noise Control Authority have to be followed.

3.7.2 If exceedances were found during noise monitoring, actions in accordance with the Event and Action Plan shall be carried out according to **Appendix F**.

### 3.8 Monitoring Results and Observations

3.8.1 Impact monitoring for noise impact for daytime was carried out on 10, 13, 20, 29 November 2023. Impact monitoring for noise impact for evening time and night time was carried out on 10&11, 13&14, 20&21, 29&30 November 2023. The impact noise levels at Noise Monitoring Stations at SKC (i.e. M1/N\_S1 to M3/N\_S3) are summarized in **Table 3.6**, **Table 3.7** and **Table 3.8** respectively. Details of noise monitoring results are presented in **Appendix G**.

3.8.2 Major construction activity, major noise source and extreme weather which might affect the results were recorded during the impact monitoring.

3.8.3 According to our field observations, the major noise source identified at the noise monitoring station in the reporting month are summarised in **Table 3.5**. Sound from the intermittent piling work was the noticeable noise source for monitoring stations M1, M2 and M3. Air conditioning units were also observed nearby monitoring stations M3.

**Table 3.5 Summary of Field Observation**

<b>Monitoring Station</b>	<b>Major Noise Source</b>
M1	Sound from the intermittent piling work
M2	Sound from the intermittent piling work
M3	Sound from the intermittent piling work, air-conditioner

3.8.4 No data from impact monitoring during daytime has exceeded the stipulated limit level at 75 dB(A).

**Table 3.6 Summary of Impact Noise Monitoring Results during Day Time (0700 – 1900 hours)**

Location	Measured Noise Level in dB(A)		
	Range of $L_{eq\ 30min}$	Range of $L_{10\ 30min}$	Range of $L_{90\ 30min}$
M1	56.3 – 63.2	58.0 – 65.8	54.5 – 57.9
M2	57.2 – 62.3	57.6 – 65.2	52.5 – 54.7
M3	54.6 – 58.6	57.0 – 65.8	50.0 – 57.9

3.8.5 Applicable mitigation measures for construction works are fully implemented as shown in **Appendix B**, where double-glazed windows and air conditioning system were also installed and confirmed operable for the NSRs (N\_S1, N\_S2 & N\_S3).

3.8.6 During the noise monitoring event, frontline staff of ET had inquired the treatment centre users on any noise disturbance from the construction activities at evening and night time, where no complaint and adverse opinions was received.

3.8.7 Where site inspection and auditing on Contractor’s record have shown that the conditions stipulated in the Construction Noise Permit (CNP) issued by the Noise Control Authority for construction works during restricted hours were followed, no inappropriate practice was spotted during evening time and night time construction works. Thus, the stipulated requirement on noise impact control during night time and evening time was achieved.

**Table 3.7 Summary of Additional Impact Noise Monitoring Results during Evening Time (1900 – 2300 hours)**

Location	Measured Noise Level in dB(A)		
	Range of $L_{eq\ 5min}$	Range of $L_{10\ 5min}$	Range of $L_{90\ 5min}$
M1	42.7 – 53.9	44.4 – 56.7	38.7 – 51.3
M2	47.7 – 53.2	48.3 – 55.0	46.1 – 49.5
M3	42.6 – 52.7	43.9 – 56.3	40.6 – 48.3



**Table 3.8 Summary of Additional Impact Noise Monitoring Results during Night Time (2300 – 0700 hours)**

Location	Measured Noise Level in dB(A)		
	Range of $L_{eq\ 5min}$	Range of $L_{10\ 5min}$	Range of $L_{90\ 5min}$
M1	40.2 – 46.6	41.8 – 48.5	37.3 – 44.2
M2	43.3 – 47.3	43.7 – 51.0	42.7 – 45.3
M3	40.2 – 48.3	40.9 – 49.5	39.5 – 45.9

## 4. WASTE

- 4.1 The waste generated from this Project includes inert construction and demolition (C&D) materials, and non-inert C&D materials. Non-inert C&D materials are made up of general refuse, vegetative wastes and recyclable wastes such as plastics and paper/cardboard packaging waste. Steel materials generated from the project are also grouped into non-inert C&D materials as the materials were not disposed of with other inert C&D materials.
- 4.2 As advised by the Contractor, no C&D materials were generated on site in the reporting month. No metal was generated and collected by registered recycling collector. No paper was collected by the registered recycling collector. No plastic waste was collected by registered recycling collector. No chemical waste was collected by the licensed chemical waste collector. 351.0m<sup>3</sup> of other types of wastes (e.g. general refuse) was disposed of at designated landfill. No fill rock was imported during the reporting period. No fill sand or public fill was imported during the reporting period.
- 4.3 Chemical waste generated from land-based construction activities was stored in the chemical waste cabinet for temporary storage.
- 4.4 With reference to relevant handling records and trip tickets of this Project, the quantities of different types of waste generated in the reporting month are summarised in **Table 4.1**. Details of cumulative waste management data are presented as a waste flow table in **Appendix H**.
- 4.5 The Contractor is advised to sort and store any solid and liquid waste on-site properly prior to disposal.

**Table 4.1 Quantities of Waste Generated from the Project during November 2023**

Reporting Month	Actual Quantities of Inert C&D Materials Generated Monthly								Actual Quantities of C&D Wastes Generated Monthly					
	Total Quantity Generated	Hard Rock and Large Broken Concrete (see Note 1)	Reused in the Contract	Reused in other Projects	Disposed as Public Fill	Imported Fill			Metals	Paper / cardboard packaging	Plastics (see Note 2)	Chemical Waste		Others, e.g. general refuse (see Note 3)
						Sand	Public Fill	Rock				(in ,000kg)	(in ,000L)	
(in ,000m <sup>3</sup> )	(in ,000m <sup>3</sup> )	(in ,000m <sup>3</sup> )	(in ,000m <sup>3</sup> )	(in ,000m <sup>3</sup> )	(in ,000m <sup>3</sup> )			(in ,000kg)	(in ,000kg)	(in ,000kg)	(in ,000kg)	(in ,000L)	(in ,000m <sup>3</sup> )	
Nov 2023	0	0	0	0	0	0	0	0	0	0	0	0	0	0.3510

- Notes:
- (1) Broken concrete for recycling into aggregates.
  - (2) Plastics refer to plastic bottles/ containers, plastic sheets/ foam from packaging materials.
  - (3) Use the conversion factor: 1 full load of dumping truck being equivalent to 6.5m<sup>3</sup> by volume.
  - (4) Use the conversion factor: rock density = 2 T/m<sup>3</sup>.

## 5. CORAL

### 5.1 Coral Monitoring Requirements

5.1.1 To monitor the health condition of corals during different phases, corals located within areas likely to be affected by the Project, corals located at control sites (areas unlikely to be affected by the Project), the trans-located coral colonies as well as the tagged natural coral colonies at the recipient site were chosen, in order to identify any adverse indirect impact from the marine works. The size, percentage cover and health condition of corals (i.e. any sign of abnormal appearance, such as layer of mucus, bleaching, partial mortality etc.) at representative transects should be recorded during each monitoring.

### 5.2 Coral Monitoring Parameters, Time, Frequency

5.2.1 Rapid Ecological Assessment (REA) survey was conducted on 26 June 2018 at the suggested control site and indirect impact site within two weeks before commencement of the construction work which was 29 June 2018. 10 selected hard coral colonies with the similar species were tagged at both control and indirect impact sites. Following coral translocation in the recipient site R3, 16 coral colonies attached to rocks less than 50 cm in diameter were translocated and tagged, as well as 10 selected natural coral colonies, at the recipient site. One additional REA survey was conducted in December 2018 to further assess the seabed condition at Indirect Impact Site after Typhoon Mangkhut.

5.2.2 Tagged coral colonies at the suggested control site and indirect impact site are being monitored weekly for the first month and followed by monthly monitoring for two months. Quarterly monitoring will be carried out after the first three-month of monthly monitoring until the completion of marine works and bi-annual monitoring will be carried out after the completion of marine works. The selected Control Site is located at Yuen Kong Chau of Soko Islands about 7 km away from the project area. Tagged coral colonies at the proposed recipient site are being monitored quarterly for one year. The selected recipient site R3 is located at the opposite side of the Project area at about 2 km away. The detailed survey of the Control Site and Impact Site were conducted before the commencement of the Construction Phase.

5.2.3 Monitoring recorded the following parameters (using the same methodology adopted during the pre-translocation survey); the size, presence, health conditions (percentage of mortality/bleaching) and percentage of sediment of each tagged coral colony. The general environmental conditions including weather, sea, and tidal conditions of impact site, control site and recipient site were monitored.

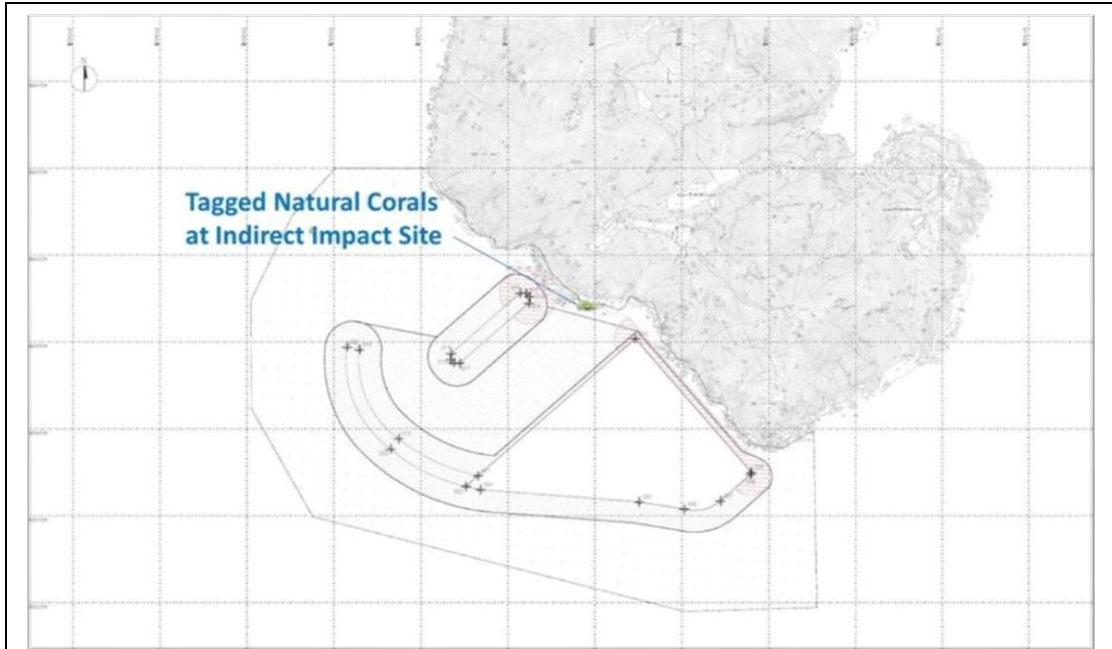
5.2.4 **Table 5.1** summarizes the monitoring locations, time and frequency of the tagged coral colonies monitoring. The monitoring schedule is provided in **Appendix C**.

**Table 5.1 Tagged Coral Monitoring Locations, Time and Frequency**


Monitoring Location	Monitoring Month/Year	Frequency	No. of Monitoring Survey
10 selected hard coral colonies at control site / indirect impact site	1 <sup>st</sup> Month	Weekly Survey	4
	2 <sup>nd</sup> to 3 <sup>rd</sup> Months	Monthly Survey	2
	4 <sup>th</sup> Month (postponed to 5 <sup>th</sup> month due to diver accident in Shek Kwu Chau in October 2018)	Re-tagging of Coral Colonies in Indirect Impact Site after Typhoon Mangkhut	
	4 <sup>th</sup> Month (postponed to 5 <sup>th</sup> month due to diver accident in Shek Kwu Chau in October 2018 and further postpone to 6 <sup>th</sup> month due to adverse weather)	Re-tagging of Coral Colonies in Control Site after Typhoon Mangkhut	
	5 <sup>th</sup> Month (postponed to 6 <sup>th</sup> month due to diver accident in Shek Kwu Chau and further postponed to 7 <sup>th</sup> month due to delay of re-tagging activities at both Indirect Impact Site and Control Site)	Post Re-tagging Monthly Survey	1
	7 <sup>th</sup> to 68 <sup>th</sup> Months (postponed to 8 <sup>th</sup> to 57 <sup>th</sup> month due to diver accident in Shek Kwu Chau in October 2018)	Quarterly Survey	20
	69 <sup>th</sup> to 76 <sup>th</sup> Months (The marine construction work is anticipated to be completed by February 2024, the frequency of monitoring will be changed to bi-annual with reference to the Updated EM&A Manual (Rev.E) )	Bi-annually Survey	2
16 translocated hard coral colonies and 10 selected natural hard coral colonies at recipient site R3	1 <sup>st</sup> Year	Quarterly Survey	4

### 5.3 Coral Monitoring Locations

5.3.1 Location of the ten tagged coral colonies at each of the proposed indirect impact site (re-tagging after typhoon Mangkhut), control site (baseline) and recipient site R3 (translocation) are shown in **Figure 5.1**, **Figure 5.2** and **Figure 5.3** respectively:



**Figure 5.1 Tagged Natural Corals at Indirect Impact Site Near SKC for re-tagging after typhoon Mangkhut**



**Figure 5.2 Tagged Natural Corals at Control Site Near Yuen Kong Chau for re-tagging after typhoon Mangkhut**



**Figure 5.3 Tagged Translocation Corals at Recipient Site R3 near SKC**

5.3.2 The GPS coordinates of the tagged coral colonies, retagged coral colonies and recipient site were shown in **Table 5.2**, **Table 5.3** and **Table 5.4** respectively.

**Table 5.2 Tagged Natural Corals during Baseline and Re-tagged Natural Corals after Typhoon Manghkut at Control Site near Yuen Long Chau**

Coral #	GPS Coordinates	
1	N22°09'45.96"	E113°54'57.81"
2R	N22°11'29.12"	E113°59'09.01"
3	N22°09'45.81"	E113°54'57.78"
4	N22°09'45.70"	E113°54'57.95"
5R	N22°11'29.10"	E113°59'09.18"
6	N22°09'45.75"	E113°54'58.02"
7R	N22°11'29.17"	E113°59'08.86"
7	N22°09'45.65"	E113°54'57.94"
8	N22°09'45.53"	E113°54'57.90"
9	N22°09'46.23"	E113°54'54.70"
10R	N22°11'29.18"	E113°59'08.91"

Notes:

- i. The re-tagged corals were marked as ##R.

**Table 5.3 Re-tagged Natural Corals after Typhoon Mangkut at Indirect Impact Site near SKC**

Coral # <sup>note i</sup>	GPS Coordinates	
11R	N22°11'29.14"	E113°59'08.92"
12R	N22°11'29.12"	E113°59'09.01"
13R	N22°11'29.11"	E113°59'09.07"
14R	N22°11'29.13"	E113°59'09.12"
15R	N22°11'29.10"	E113°59'09.18"
16R	N22°11'29.07"	E113°59'09.23"
17R	N22°11'29.17"	E113°59'08.86"
18R	N22°11'29.14"	E113°59'08.94"
19R	N22°11'29.20"	E113°59'08.81"
20R	N22°11'29.18"	E113°59'08.91"

Notes:

- i. The re-tagged corals were marked as ##R.

**Table 5.4 GPS Coordinates of Recipient Site R3**

Site	GPS Coordinates	
R3	N22°11'43.69"	E113°28.99"

#### 5.4 Impact Monitoring Methodology

##### 5.4.1 Health status of coral was assessed by the following criteria:

- Hard coral: Percentage of surface area exhibiting partial mortality and blanched/bleached area of each coral colony and degree of sedimentation.

#### 5.5 Action and Limit Levels

##### 5.5.1 Monitoring result was reviewed and compared against the below Action Level and Limit Level (AL/LL) as set with the below **Table 5.5** and **Table 5.6**.



**Table 5.5 Action and Limit Levels for Construction Phase Coral Monitoring**

<b>Parameter</b>	<b>Action Level</b>	<b>Limit Level</b>
Mortality	If during Impact Monitoring a 15% increase in the percentage of partial mortality on the corals occurs at more than 20% of the tagged indirect impact site coral colonies that is not recorded on the tagged corals at the control site, then the Action Level is exceeded.	If during Impact Monitoring a 25% increase in the percentage of partial mortality on the corals occurs at more than 20% of the tagged indirect impact site coral colonies that is not recorded on the tagged corals at the control site, then the Limit Level is exceeded.

**Table 5.6 Action and Limit Levels for Post-Translocation Coral Monitoring**

<b>Parameter</b>	<b>Action Level</b>	<b>Limit Level</b>
Mortality	If during Post-Translocation Monitoring a 15% increase in the percentage of partial mortality on the corals occurs at more than 20% of the translocated coral colonies that is not recorded on the original corals in the recipient site, then the Action Level is exceeded.	If during Post-Translocation Monitoring a 25% increase in the percentage of partial mortality on the corals occurs at more than 20% of the translocated coral colonies that is not recorded on the original corals in the recipient site, then the Limit Level is exceeded.

5.5.2 If exceedance was found during coral monitoring. The actions in accordance with the Event and Action Plan should be carried out according to **Appendix I**.

5.6 Monitoring Results and Observations

5.6.1 No coral monitoring survey had been done during the reporting period and the 20<sup>th</sup> quarterly coral monitoring during construction phase at both Indirect Impact Site and Control Site would be scheduled in December 2023.

## 6. MARINE MAMMAL

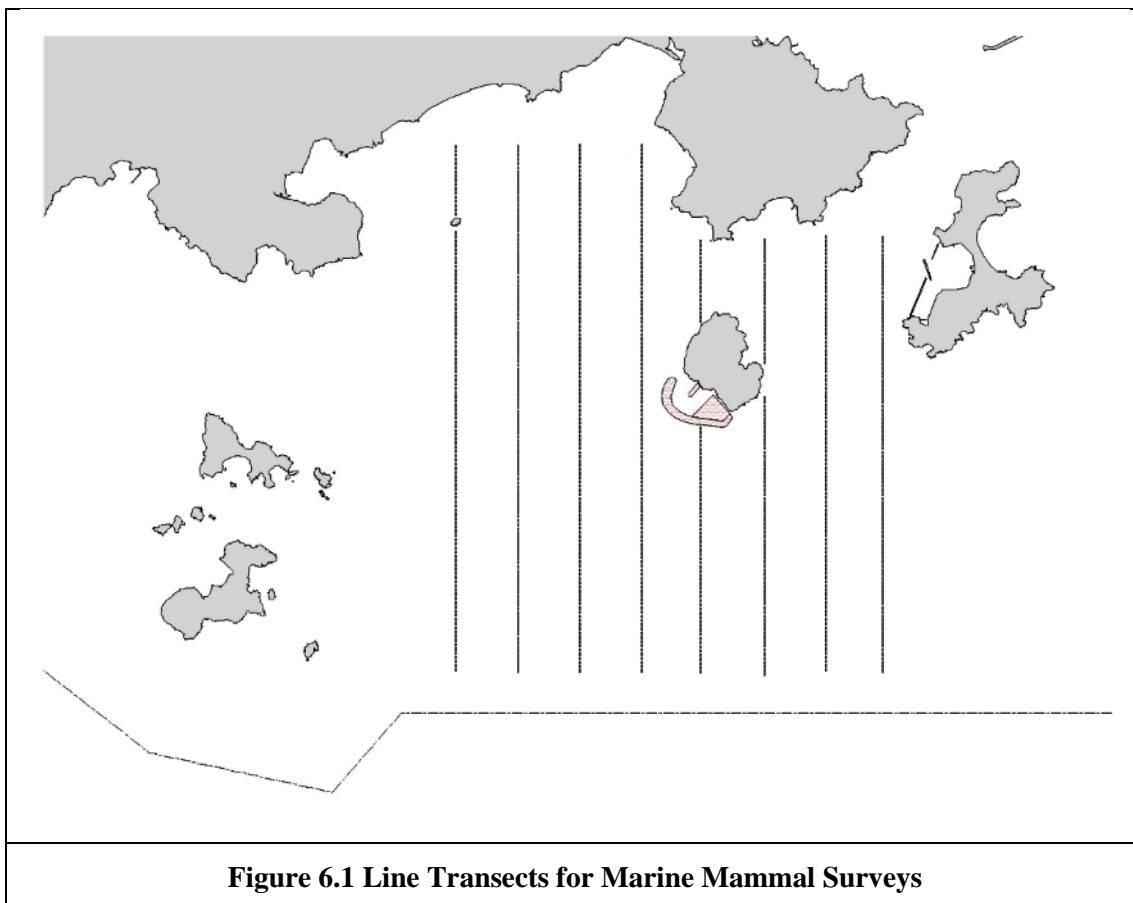
### 6.1 Monitoring Requirements

- 6.1.1 The marine mammal monitoring programme would focus on Finless Porpoise, as the study area near Shek Kwu Chau has been identified as a hotspot for this species, while the Chinese White Dolphins rarely occurred there in the past.
- 6.1.2 The monitoring will verify the predicted impacts on marine mammals and examine whether the mitigation measures recommended in the EIA report have been effectively implemented to protect marine mammals from negative impacts from construction activities.
- 6.1.3 The Vessel-based Line-transect Survey, the Passive Acoustic Monitoring and the Land-based Theodolite Tracking will be conducted to provide systematic, quantitative measurements of occurrence, encounter rate, habitat use, movement and behavioural patterns of marine mammals within or near the Project Area during construction and operational phases.
- 6.1.4 The mammal monitoring works during construction consist of the following three survey methods:
- Vessel-based Line-transect Survey – to monitor the occurrence of Finless Porpoises (and Chinese White Dolphins) in the study area during construction works, by comparing with the findings of the pre-construction marine mammal monitoring;
  - Passive Acoustic Monitoring – to study the usage of the Project Area and two control sites in South Lantau Waters by Finless Porpoise during construction works, in reference with the baseline findings of the pre-construction marine mammal monitoring; and
  - Land-based Theodolite Tracking – to study the movement and behavioral pattern of Finless Porpoise within and around the Project Area during construction works.
- 6.1.5 The marine mammal observation works of Marine Mammal Exclusion Zone (MMEZ) and Marine Mammal Watching as two of the specific mitigation measures recommended in the approved EIA report shall be fully and properly implemented for the Project to minimize disturbance on Finless Porpoise during construction and operational phases.

### 6.2 Survey Methods

#### 6.2.1 Vessel-based Line-transect Survey

- 6.2.1.1 For the vessel-based marine mammal surveys, the monitoring team adopted the standard line-transect method (Buckland et al. 2001) as same as that adopted during the EIA study and pre-construction phase monitoring to allow fair comparison of marine mammal monitoring results.
- 6.2.1.2 Eight transect lines are set at Southeast Lantau survey area, including Shek Kwu Chau, waters between Shek Kwu Chau and the Soko Islands, inshore waters of Lantau Island (e.g. Pui O Wan) as well as southwest corner of Cheung Chau as shown in **Figure 6.1** below:



6.2.1.3 The surveys should cover all 4 seasons in order to take natural fluctuation and seasonal variations into account for data analysis of distribution, encounter rate, density and habitat use of both porpoises and dolphins (if any). In comparison to the baseline monitoring results, results from the analysed construction phase monitoring data would allow the detection of any changes of their usage of habitat, in response to the scheduled construction works. The monitoring surveys shall be conducted throughout the construction phase involving marine construction work with the frequency shown in **Table 6.1** below:

**Table 6.1 Vessel-based Line-transect Survey Frequency**

Season	Months	Frequency
Peak Season	December, January, February, March, April & May	Twice per month
Non-peak Season	June, July, August, September, October & November	Once per month

6.2.1.4 For each vessel survey, a 15-m inboard vessel with an open upper deck (about 4.5 m above water surface) would be used to make observations from the flying bridge area. Two experienced marine mammal observers (a data recorder and a primary observer) would make up the on-effort survey team, and the survey vessel would transit different transect lines at a constant speed of 13-15 km per hour. The data recorder shall search with unaided eyes and fill out the datasheets, while the primary observer shall search for dolphins and porpoises continuously through 7 x 50 marine binoculars. Both observers shall search the sea ahead of the vessel, between 270° and 90° (in relation to the bow, which is defined as 0°). Two additional experienced observers shall be available on the boat to work in shift (i.e. rotate every 30 minutes) in order to minimize fatigue of the survey team members. All observers shall be

experienced in small cetacean survey techniques and identifying local cetacean species with extensive training by marine mammal specialist of the ET.

- 6.2.1.5 During on-effort survey periods, the survey team shall record effort data including time, position (latitude and longitude), weather conditions (Beaufort sea state and visibility), and distance travelled in each series (a continuous period of search effort) with the assistance of a handheld GPS (Garmin eTrex Legend). Data including time, position and vessel speed would also be automatically and continuously logged by handheld GPS throughout the entire survey for subsequent review.
- 6.2.1.6 When porpoises or dolphins are sighted, the survey team shall end the survey effort, and immediately record the initial sighting distance and angle of the porpoise or dolphin group from the survey vessel, as well as the sighting time and position. Then the research vessel shall be diverted from its course to approach the animals for species identification, group size estimation, assessment of group composition, behavioural observations, and collection of identification photos (feasible only for Chinese White Dolphin). The perpendicular distance (PSD) of the porpoise or dolphin group to the transect line would then be calculated from the initial sighting distance and angle, which shall be used in the line-transect analysis for density and abundance estimation.
- 6.2.1.7 The line-transect survey data shall be integrated with a Geographic Information System (GIS) to visualize and interpret different spatial and temporal patterns of porpoise and dolphin distribution using their sighting positions collected from vessel surveys. Location data of porpoise and dolphin groups would be plotted on map layers of Hong Kong using a desktop GIS (e.g. ArcView© 3.1) to examine their distribution patterns in details. The encounter rate could be used as an indicator to determine areas or time periods of importance to porpoises within the study area. For encounter rate analysis of finless porpoises, only survey data collected under Beaufort 2 or below condition would be used for encounter rate analysis.
- 6.2.1.8 To take into account of the variations of survey effort across different sections within survey area, the quantitative grid analysis of habitat use would be conducted to examine finless porpoise usage among 1-km<sup>2</sup> grids within the Southeast Lantau survey area. For the grid analysis, SPSE (sighting density) and DPSE (porpoise density) values would be deduced for evaluation on level of porpoise usage. First, positions of on-effort porpoise sightings from the study period are plotted onto 68 grids (1 km x 1 km each) within the survey area. Sighting density grids and porpoise density grids shall then be normalized with the amount of survey effort conducted within each grid. The total amount of survey effort spent on each grid shall be calculated by examining the survey coverage on each line-transect survey to determine how many times the grid had been surveyed during study period. With the amount of survey effort calculated for each grid, the sighting density and porpoise density of each grid shall be further normalized (i.e. divided by the unit of survey effort).
- 6.2.1.9 The newly-derived unit for sighting density was termed SPSE, representing the number of on-effort sightings per 100 units of survey effort. In addition, the derived unit for actual porpoise density was termed DPSE, representing the number of dolphins/porpoise per 100 units of survey effort. Among the 1-km<sup>2</sup> grids that were partially covered by land, the percentage of sea area was calculated using GIS tools, and their SPSE and DPSE values were adjusted accordingly. The following formulae shall be used to estimate SPSE and DPSE in each 1-km<sup>2</sup> grid within the study area:

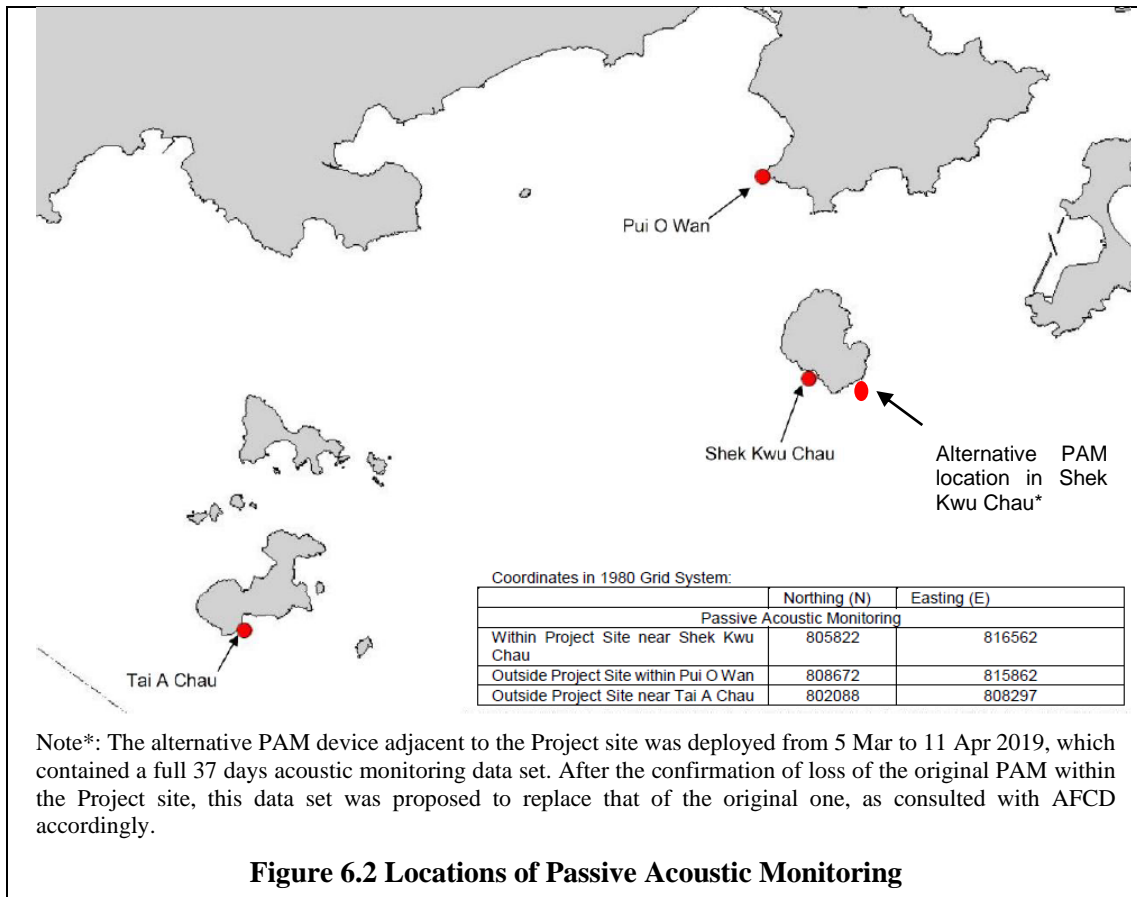
$$SPSE = ((S / E) \times 100) / SA\%$$

$$DPSE = ((D / E) \times 100) / SA\%$$

where S = total number of on-effort sightings  
 D = total number of dolphins/porpoises from on-effort sightings  
 E = total number of units of survey effort  
 SA% = percentage of sea area

### 6.2.2 Passive Acoustic Monitoring (PAM)

The PAM aims to study the usage of an area by Finless Porpoise by using an array of automated static porpoise detectors (e.g. C-POD) which would be deployed at different locations to detect the unique ultra-high frequency sounds produced by Finless Porpoise. During the construction period, the PAM survey will be conducted including placement of two passive porpoise detectors outside the Project Area as control site (i.e. within Pui O Wan and to the south of Tai A Chau) and one porpoise detector within the Project Area (i.e. near Shek Kwu Chau) as shown in **Figure 6.2** below.



6.2.3 These three detectors will be deployed on-site to carry out 24-hours monitoring for a period listed as **Table 6.2** below during the construction phase.

**Table 6.2 PAM Deployment Period**

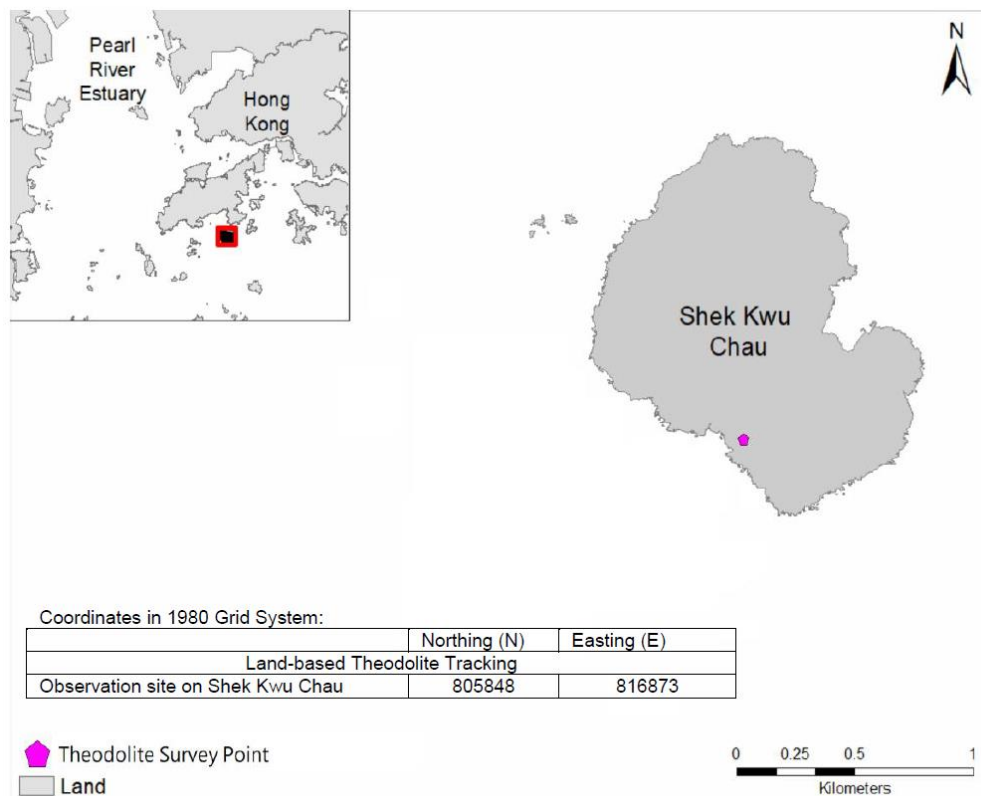
Season	Months	Deployment Period
Peak Season	December, January, February, March, April or May	At least 30 days during the peak months of porpoise occurrence in South Lantau waters

6.2.3.1 The automated static porpoise detectors shall detect the presence and number of finless porpoise and Chinese White Dolphins respectively over the deployment period, with the false signal such as boat sonar and sediment transport noise distinguished and filtered out. The detectors shall be deployed and retrieved by professional dive team on the seabed of the three selected location shown in **Figure 6.2**. During each deployment, the C-POD unit serial numbers as well as the time and date of deployments shall be recorded. Information including the GPS positions and water depth at each of the deployment locations shall also be obtained.

6.2.3.2 The diel patterns (i.e. 24-hour activity pattern) of finless porpoise occurrence among the three sites at Shek Kwu Chau, Tai A Chau and Pui O Wan shall be analyzed. Peaks and troughs of finless porpoise occurrence per hour of day would be identified and compared with the results obtained from pre-construction monitoring.

6.2.4 Land-based Theodolite Tracking

6.2.4.1 The Land-based Theodolite Tracking study would use the same station as in the AFCD monitoring study (same as the baseline monitoring location), which is situated at the southwest side of Shek Kwu Chau (GPS position: 22°11.47' N and 113°59.33' E) as shown in below **Figure 6.3**. The station was selected based on its height above sea level (at least 20 metres), close proximity to shore, and relatively unobstructed views of the entire Project Area to the southwest of Shek Kwu Chau. The height of the Shek Kwu Chau Station established by the HKCRP team is 74.6 m high at mean low water, and only a few hundred metres to the IWMF reclamation site, which is ideal for the purpose for the present behavioural and movement monitoring of finless porpoises as well during construction phase considering there as an un-obstructed vantage point at a height above the Project Site.



**Figure 6.3 Locations of Land-based Theodolite Tracking**

During the construction phase, Land-based Theodolite Tracking will be carried out for approximately six hours of tracking for each day of field work for a period listed as **Table 6.3** below, preferably at the initial stage of the construction period (i.e. December 2018 to May 2019).

**Table 6.3 Land-based Theodolite Tracking Survey Period**

Season	Months	Survey Period
Peak Season	December, January, February, March, April or May	30 days during the peak months of porpoise occurrence in South Lantau waters

6.2.4.2 The monitoring period for land-based theodolite tracking will be proposed to be overlapped with the PAM. The monitoring team consists of one experienced theodolite operator and at least two field observers for assistance. To conduct theodolite tracking, the observers will search systematically for Finless Porpoise using the unaided eye and 7 x 50 handheld binoculars on each survey day throughout the study area. When an individual or group of porpoises is located, a theodolite tracking session will be initiated and focal follow methods will be used to track the porpoise(s). Behavioural state data (i.e. resting, milling, travelling, feeding and socializing) shall also be recorded every 5 minutes for the focal individual or group. Positions of porpoises and boats shall be measured using a digital theodolite connected to a laptop computer. This tracking survey was conducted during the peak season between December 2018 and May 2019 for 30 surveys spanning across 15-16 weeks during the peak season to provide good temporal coverage during the initial stage of the construction period.

### 6.3 Specific Mitigation Measures

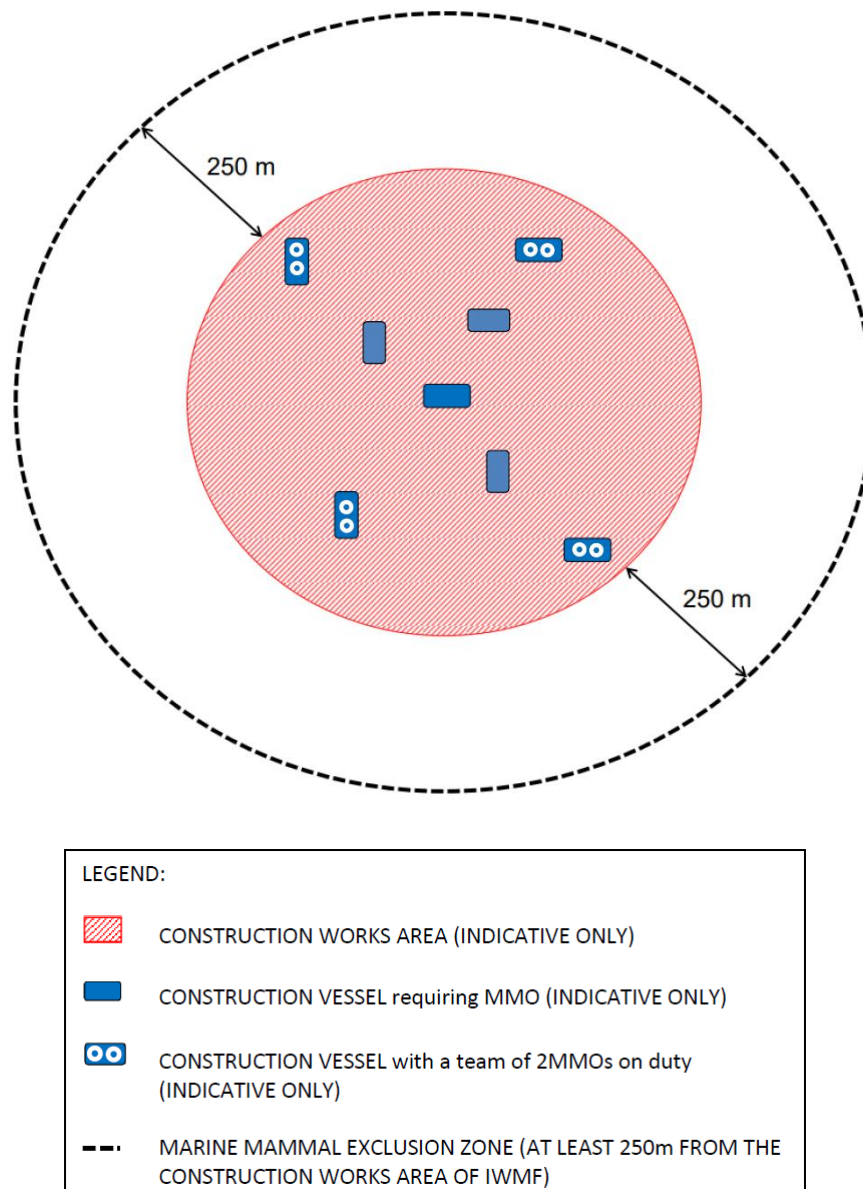
#### 6.3.1 Monitored exclusion zones

6.3.1.1 A MMEZ with 250 m distance from silt curtain shall be established during the above situation. If 3 or more construction vessels are required with MMO's duty and operating in close proximity, for the purpose of avoiding accidental entrance to the works area by Marine Mammal, a cluster MMEZ plan will be implemented to form a MMEZ with 250 m distance from the boundary of a work area as indicated in Figure 1 for reference. A team of MMO (i.e. at least two MMOs per day/night shift teams) would be arranged at the out-lying construction vessels to form the cluster MMEZ. The MMEZ serves as a monitoring approach to provide appropriate and immediate actions once finless porpoise or Chinese White Dolphin is sighted within the MMEZ. All MMEZ will be monitored by competent Marine Mammal Observers (MMOs) to be provided by the Environmental Team for the IWMF and trained by the Marine Mammal Monitoring Specialist of the ET who is independent from KSZHJV. The marine mammal observer(s) shall be independent of the construction contractor and shall form part of the Environmental Team and have the power to call-off construction activities.

6.3.1.2 According to the Condition 2.25 of the FEP, MMEZ should be implemented during the installation/re-installation/relocation process of floating type silt curtains in order to avoid the accidental entrance and entrapment of marine mammals within the silt curtains. Also, marine construction works expected to produce underwater acoustic disturbance as per Condition 2.27 of the FEP, especially within December and May, would require the implementation of MMEZ, which currently all those specific construction activities have been replaced by less acoustically disturbing construction methods such as Deep Cement Mixing (DCM) and Precast Concrete

Blocks Installation as discussed in Section 5.3 of the Detailed Monitoring Programme on Finless Porpoise, however, MMEZ would also be implemented for precautionary purpose for DCM works.

6.3.1.3 A MMEZ with 250 m distance from the boundary of a work area shall be established during the above situation. A typical MMEZ is indicated in **Figure 6.4** for reference. The MMEZ serves as a monitoring approach to provide appropriate and immediate actions once finless porpoise or Chinese White Dolphin is sighted within the MMEZ. All MMEZ will be monitored by competent Marine Mammal Observers (MMOs) to be provided by the Environmental Team (ET) for the IWMF and trained by the Marine Mammal Monitoring Specialist of the ET who is independent from KSZHJV.



**Figure 6.4 Illustration of Typical MMEZ**



- 6.3.1.4 Prior to the commencement of construction activity, our MMOs shall ensure the boundary of a marine work area and setting up of the MMEZ for the work area and get access to the monitoring location on a barge or a lookout point where there is no obstructed views for monitoring the MMEZ during the construction activity. The MMEZ shall be scanned thoroughly by a MMO for any presence of marine mammal e.g. finless porpoise for an initial period of 30 minutes. Construction activity shall only be commenced after the MMO has confirmed that the MMEZ is clear of the marine mammal for the initial period of 30 minutes. The MMO shall then inform the construction superintendent through mobile phone or handheld transceivers to certify the commencement of construction activity. The MMEZ monitoring shall be carried on throughout the period for all active construction activities requiring implementation of MMEZ.
- 6.3.1.5 When any mammal marine, e.g. Finless Porpoise, is detected by the MMO within the MMEZ during construction, the MMO shall inform the construction superintendent immediately through mobile phone or handheld transceivers to cease construction activity within the MMEZ. Construction activity shall not be recommenced until the MMO confirms that the MMEZ is continuously clear of marine mammal for a period of 30 minutes. The MMO shall then inform the construction superintendent through mobile phone or handheld transceivers to certify the re-commencement of construction activity.
- 6.3.1.6 As there could be a number of Contractors working at the same time within a work area for the IWMP project, a full contact list of MMEZ monitoring team members of the ET and the relevant responsible construction superintendents of the Contractor at the site shall be prepared, updated regularly and circulated to all parties involved in the MMEZ monitoring. With a full contact list, our MMOs shall be able to find out the contacts of corresponding persons in case of marine mammal sighting within and near the MMEZ or emergent occurrence of any unpredictable impact on marine mammal.
- 6.3.1.7 If a marine mammal is still observed in close vicinity but outside the MMEZ, the MMO shall inform the construction superintendent about the presence of marine mammal. The MMO shall remain in position and closely observe the movement of the marine mammal as well as searching for the appearance of any other marine mammal within the MMEZ. No matter the marine mammal is observed within or in close vicinity but outside the MMEZ, the construction superintendent or relevant persons shall inform all vessel captains involved in construction activities around the MMEZ to pay special attention of the presence of the marine mammal in order to reduce chance of collision with them. In case of injury or live-stranded marine mammal being found within the MMEZ, the marine mammal observer shall immediately inform the construction superintendent to suspend construction activities within the works area and contact AFCD through “1823” marine mammal stranding hotline.
- 6.3.2 Marine mammal watching plan
- 6.3.2.1 Upon the completion of silt curtain installation/re-installation/relocation, the marine works would be conducted within an enclosed environment within the silt curtain. Subsequently, Visual Inspection of the Waters Surrounded by Silt Curtains (Section 2.1, MMWP) and Regular Inspection of Deployed Silt Curtain (Section 2.2, MMWP) inspection under Marine Mammal Watching Plan would be implemented (where applicable, Marine Mammal Exclusion Zone shall be conducted at the meantime).

- 6.3.2.2 Before commencement of dredging/sand blanket laying work at each designated area, a trained MMO shall check whether position frame silt curtains are ready, well prepared and operated without any obvious damage. Also, the MMO shall confirm the presence of the relevant frontline staff of the main contractor or its sub-contractors and engineers on board to ensure the effective communication, coordination and implementation of the response plan in relation to any incidents involving marine mammals within the waters surrounded by the position frame type silt curtains and the work areas. Also, there are lookout points at an elevated level on each barge, clear and safe access at the edges of the derrick lighter/ flag-top barge for inspection during dredging/sand blanket laying works, provision of sufficient lighting is required if working at night.
- 6.3.2.3 During the operation, the inspection will be conducted daily. The MMO will walk along the edge of derrick lighter (DL) and flag-top barge (FB) along the position frame silt curtain or proper location without obstacles where appropriate to inspect the position frame silt curtain with naked eyes, the MMO will check that the position frame silt curtains are maintained in the correct positions with no obvious defects / entanglement and there is no observable muddy water passing through the position frame silt curtain system. Any floating refuse trapped by the silt curtain shall be removed as part of the regular inspection. For night inspection, spotlight will be used to provide sufficient brightness to assist the inspection in dark condition.
- 6.3.2.4 For the re-deployment of the localized silt curtains (frame-type, cage-type or enclosed floating-type silt curtains), MMO will conduct visual inspection to confirm that there is no presence of marine mammal within the localized silt curtains (frame-type, cage-type or enclosed floating-type silt curtains). Visual inspection will be conducted every hour by MMO for confirming that there is no marine mammal observed in the surrounding area of the deployed silt curtain during re-deployment of localized silt curtains (frame-type, cage-type or enclosed floating-type silt curtains). The duration will be subject to various conditions, e.g. weather or angle of observation. The works can only commence after confirming that the surrounding waters of the localized silt curtains do not contain any marine mammal. Thereafter, frontline staff, i.e. foremen, site agent, superintendents and engineers will assist our MMO in implementing the plan from the active work fronts within the waters surrounded by the silt curtains throughout the work period. The MMO will conduct regular check to observe the presence of any marine mammal around the localized silt curtain or being trapped by the localized silt curtain daily. The MMOs will also check if the localized silt curtains are in correct positions.
- 6.3.2.5 The MMO shall fill up our Marine Mammal Sighting Record Sheet. After inspection, those records should be kept properly and submitted to the project team. In case there is any marine mammal being found, the MMO should carry out the response actions and communicate with relevant parties to stop and then resume work after the discovered marine mammal leaves. After lifting up and mobilization of silt curtain, the MMO will repeat the procedures of regular and visual inspection until the end of the construction works.
- 6.3.2.6 Each lookout point will have an unobstructed view to waters around the DL and FB. The MMO will move around the DL and FB to establish a clear and unobstructed view as much as they can without compromising the safety concern. When appropriate, the lookout point can be replaced by a proper location if unobstructed view can be assured.

6.3.2.7 Installation of caisson No.19 was completed on 18 March 2021, which the reclamation area had been totally enclosed by permanent structure. Floating type silt curtain at marine access was removed on 18 March 2021. No enclosed area shall be formed by deployment of silt curtain for the remaining works programme.

#### 6.4 Results and Observations

##### 6.4.1 Vessel-based Line-transect Survey

6.4.1.1 As confirmed with Contractor and Project Supervising Officer, no marine construction work will be carried out from March to December 2023 tentatively. An updated EM&A arrangement to propose the temporary suspension of line transect monitoring from March to December 2023 was submitted to EPD on 21 March 2023 and EPD had no comment on the updated EM&A arrangement on 29 March 2023. The line transect monitoring was then temporarily suspended from 30 March 2023 onward.

##### 6.4.2 PAM and Land-based Theodolite Tracking

6.4.2.1 30 days of PAM surveys were started on 1 May 2019 and completed in the end of May 2019. Multiple PAM systems were deployed at three sites. The PAM system located at the IWMF was lost, however, an alternative data set had been identified. The PAM systems at the two control sites Tai A Chau and Pui O were recovered on 3 August 2019. A summary of marine mammal detections showed that porpoise were recorded every day of deployment at each site, but at varying frequencies. The detailed theodolite result was presented in 17<sup>th</sup> Monthly EM&A report (November 2019) while detailed PAM result was presented in 18<sup>th</sup> Monthly EM&A report (December 2019).

6.4.2.2 For the baseline study, the Detection Positive Minutes (DPM) for each site was 11,160 (Shek Kwu Chau), 16,089 (Tai A Chau) and 3645 (Pui O Wan), totalling 30,894 DPM across all three sites, compared to DPMs of 4740 (Shek Kwu Chau), 7725 (Tai A Chau) and 23,986 (Pui O Wan), totalling 36,451 DPM, for the impact phase study. As the impact phase study was longer than the baseline study, it is not appropriate to directly compare total counts of DPM. However, the DPM rate (the average number of detections per day) for each site can be more directly compared. During the baseline study, Shek Kwu Chau averaged 338.2 DPM per day compared with 124.8 DPM per day during the impact phase study. This showed a decrease in the daily average of porpoise detection at Shek Kwu Chau. During the baseline study, Tai A Chau averaged 487.6 DPM per day compared with 179.7 DPM per day, during the impact phase study. This showed a decrease in the daily average of porpoise detection at Tai A Chau. During the baseline study, Pui O Wan averaged 98.5 DPM per day compared with 557.8 DPM per day during the impact phase study. This showed a significant increase in the daily average of porpoise detections at Pui O Wan.

6.4.2.3 Overall, the PAM study showed that porpoise continue to consistently utilise the Shek Kwu Chau habitat immediately adjacent to the IWMF construction activities, although to a lesser degree than that prior to construction activities. In addition, the Pui O Wan site, which is 2.5 km away from the IWMF construction area, was also consistently utilised during the impact phase PAM study. A continued assessment of fine scale habitat use, particularly through PAM which yielded large quantities of data, would allow a more comprehensive assessment of the EIA predictions.

- 6.4.2.4 Theodolite surveys were completed in May 2019. In total, 34 days of theodolite tracking were completed between February and May 2019, comprising 167 hours and 49 minutes of observation. No Chinese white dolphin was observed and only one finless porpoise was recorded. The finless porpoise encounter rate was calculated as 0.006 finless porpoise per hour, in all weather conditions.
- 6.4.2.5 A total of 2620 vessels of ten different types were observed and tracked within or in the proximity of the IWMF construction site. These comprised fishing boats (236), speed boats (29), container boats (155), government boats (22), high speed ferries (53), others (13) and IWMF-Related construction platforms (974), tug boats (240), transportation boats (363), construction boats (531) and approximately 8 buoys were present marking the site boundary.
- 6.4.2.6 The baseline theodolite tracking was conducted immediately prior to and during the site preparation activities of the site. The baseline data records a decrease in porpoise sightings as site preparation activities commenced and notes that the decrease was most likely due to the onset of site preparation activities. The impact theodolite tracking conducted for this study records a marked increase in the number of Project related vessels and platforms and, in agreement with baseline conclusions, shows a concomitant decrease in finless porpoise sightings.
- 6.4.3 Specific Mitigation Measures
- 6.4.3.1 Trainings for the MMO were provided by the ET prior to the monitoring of the Marine Mammal Exclusion Zone (MMEZ) for installation/ re-installation/ relocation process of silt curtains, with a cumulative total of 98 individuals being trained and the training records kept by the ET.

## 7. WHITE-BELLIED SEA EAGLE

### 7.1 Monitoring Requirement

7.1.1 On Shek Kwu Chau Island, a nest of WBSE is located about 60 m above ground within a hillside shrubland habitat, 130 m in-land from shore, about 550 m away from the proposed reclaimed land, with no human access. 3 phases monitoring programme will be comprised of pre-construction phase, construction phase and operation phase.

7.1.2 The Pre-Construction WBSE monitoring was started on 30 January 2018 and the location of WBSE nest was confirmed on 21 February 2018 and it is located at the western part of SKC Island (**Figure 7.1**). Two adults and two chicks were also recorded on 5 March 2018 survey till the end of the Pre-construction monitoring on 15 May 2018. Construction Phase monitoring were carried out followed by the commencement of the Construction Phase on 28 June 2018.

### 7.2 WBSE Monitoring Parameters, Time, Frequency

7.2.1 The objective of the construction phase monitoring should be to verify the utilisation of the area by WBSE, their responses to construction disturbance, as well as the effectiveness of the proposed mitigation measures. Throughout the construction phase, field surveys should be conducted twice per month during their core breeding season (from December to May), and once per month outside their core breeding season (from June to November). The monitoring frequency should be increased to weekly during the incubation period of each year. In order to confirm their foraging ground near the construction site, it is necessary to conduct daily monitoring during the first week of nestling period in each year.

7.2.2 Since the location of the WBSE nest was located at the southwest of SKC within the hillside shrubland, it is impossible to observe the eggs during incubation period. Therefore, monitoring with increased frequency during incubation period will be continued until chick was seen in the nest. Daily monitoring of 7-day consecutive monitoring will be carried out once any chick is recorded during the monitoring day. The monitoring schedule during the reporting period is provided in **Appendix C**.

### 7.3 Monitoring Location

7.3.1 Since there are no suitable land footings along the coast of SKC, only boat surveys were conducted. On Shek Kwu Chau Island, a nest of WBSE is located about 60 m above ground within a hillside shrubland habitat, 130 m in-land from shore, about 550 m away from the proposed reclaimed land, with no human access.

### 7.4 Monitoring Methodology

7.4.1 Information to be collected included feeding, perching/roosting, preening, soaring, flying, nesting and territorial guarding and the time spent on each activity. The responses and reactions to any disturbance to the WBSEs were also recorded and examined in conjunction with the construction noise and/or other events in the vicinity. Other disturbances such as weather condition, or invasion by other fauna species were also recorded.

7.4.2 Binocular, scope, camera, lens and GPS device used are summarized as **Table 7.1** below:

**Table 7.1 List of Equipment Used during Construction Phase Monitoring**

Equipment	Quantity
Swarovski EL 8.5 x 42 Binocular	1
Swarovski EL Range 8 x 42 Binocular	1
Swarovski ATX 25-60 x 85 Spotting Scope	1
Canon 1Dx Mark II Camera	1
Canon EF300mm F2.8 Lens with Canon 2x Teleconverter	1
Canon PowerShot G7X Camera	1
Garmin GPSMAP 64S	1

7.4.3 If event such as absence of White-bellied Sea Eagle during a whole day of monitoring was found during WBSE monitoring, the actions in accordance with the Event and Action Plan should be carried out according to **Appendix J**.

#### 7.5 Results and Observations

7.5.1 To verify the utilization of the area by WBSE, their responses to construction disturbance, as well as the effectiveness of the proposed mitigation measures. Since there is no landing point long the western part of SKC, boat survey were used for the monitoring survey. The WBSE, monitoring survey was carried out in the morning. The weather condition of monitoring survey was shown in **Table 7.2**.

**Table 7.2 Weather Conditions during the WBSE Monitoring**

Date	Condition	Temperature (°C)
28 November 2023	- Northeast wind force 4 to 5 - Sunny	22

7.5.2 The November 2023 construction phase monitoring was conducted on 28 November 2023. During the whole monitoring survey period, two adult WBSEs were recorded. No abnormal behaviour of the recorded for adults WBSEs during the November 2023 construction phase monitoring.

7.5.3 The juvenile recorded in 2022 and 2023 has not been observed since monitoring event in September 2022 and September 2023 respectively, it is suggested that the juvenile left the nest at SKC and nesting in other area outside our monitoring boundary.

7.5.4 All construction works during the monitoring period did not show any effect to the WBSE.

7.5.5 Any disturbances from anthropogenic activities on the island were not recorded during the monitoring survey. However, fishing boats moving close to the shore were recorded, but no disturbances were caused. No invasion of other faun species was recorded as well.

7.5.6 There was no sign of using the construction site as a foraging ground.

7.5.7 Twice per month construction phase monitoring will be continued in December 2023 during the breeding season (between December to May) in order to monitor the

incubation period, utilization of the area by WBSE and their responses to construction disturbance.



**Figure 7.1 Location of WBSE Nest on SKC**

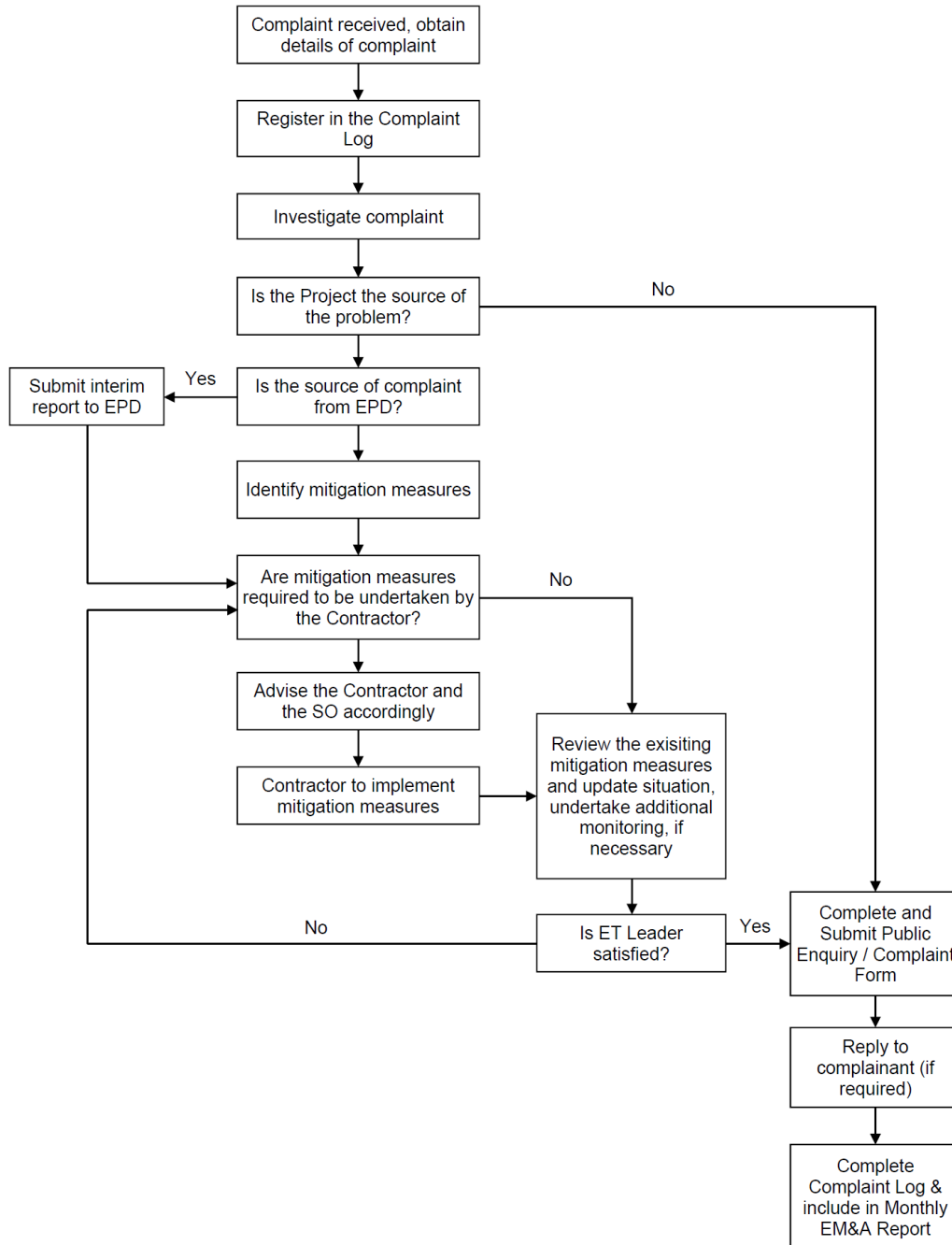
7.5.8 Photo record of WBSE from the survey in this reporting month is shown below:



One adult recorded flying around the nest area on 28 November 2023

## 8. SUMMARY OF MONITORING EXCEEDANCE, COMPLAINTS, NOTIFICATION OF SUMMONS AND PROSECUTIONS

8.1 The Environmental Complaint Handling Procedure is shown in **Figure 8.1**.



**Figure 8.1 Environmental Complaint Handling Procedures**



- 8.2 No exceedance of the Action and Limit Levels of the regular WBSE monitoring and noise monitoring was recorded during the reporting period as shown in **Appendix K**.
- 8.3 No environmental complaint was received in the reporting period.
- 8.4 No notification of summons and prosecution was received in the reporting period.
- 8.5 Statistics on complaints, notifications of summons and successful prosecutions are summarized in **Appendix L**.

## 9. EM&A SITE INSPECTION

9.1 Site inspections were carried out on a weekly basis to monitor the implementation of proper environmental pollution control and mitigation measures under the Contract. In the reporting period, site inspections were carried out on 02, 07, 14, 21 and 28 November 2023 at the site portions listed in **Table 9.1** below.

**Table 9.1 Site Inspection Record**

Date	Inspected Site Portion	Time
02 November 2023	Portion 1, 1A & 1B (near SKC)	10:50 AM – 11:30 AM
07 November 2023	Portion 1, 1A & 1B (near SKC)	10:15 AM – 11:20 AM
14 November 2023	Portion 1, 1A & 1B (near SKC)	10:30 AM – 11:20 AM
21 November 2023	Portion 1, 1A & 1B (near SKC)	10:55 AM – 11:45 AM
28 November 2023	Portion 1, 1A & 1B (near SKC)	10:55 AM – 11:45 AM

9.2 One joint site inspection with IEC was carried out on 14 November 2023.

9.3 Environmental deficiencies were observed during weekly site inspection. Key observations during the site inspections of the reporting period are summarized in **Table 9.2**.

**Table 9.2 Site Observations**

Date	Environmental Observations	Follow-up Status
02 November 2023 (Site inspection)	<p><u>Observation(s) and Recommendation(s)</u></p> <ol style="list-style-type: none"> <li>At seawall B, general housekeeping should be maintained. General waste should be stored inside enclosed rubbish bin.</li> <li>Faded NRMM label for generator 3960138 should be replaced.</li> <li>At prefabricated units 2&amp;3, oil drum should be placed on drip tray.</li> </ol>	<ol style="list-style-type: none"> <li>At seawall B, general housekeeping had been maintained. General waste had been stored inside enclosed rubbish bin.</li> <li>Faded NRMM label for generator 3960138 had been replaced.</li> <li>At prefabricated units 2&amp;3, oil drum had been placed on drip tray.</li> </ol>
07 November 2023 (Site inspection)	<p><u>Observation(s) and Recommendation(s)</u></p> <ol style="list-style-type: none"> <li>Sorting area of C&amp;D waste should be fenced off. Construction material should be stored separately from C&amp;D waste.</li> <li>The broken chemical waste cabinets should be repaired or replaced.</li> </ol>	<ol style="list-style-type: none"> <li>Sorting area of C&amp;D waste had been fenced off. Construction material had been stored separately from C&amp;D waste.</li> <li>The broken chemical waste cabinets had been repaired or replaced.</li> </ol>
14 November 2023 (Site inspection)	<p><u>Observation(s) and Recommendation(s)</u></p> <ol style="list-style-type: none"> <li>Near concrete batching barge (FTP-16), sludge inside u channel should be removed.</li> </ol>	<ol style="list-style-type: none"> <li>Near concrete batching barge (FTP-16), sludge inside u channel had been removed.</li> </ol>

Date	Environmental Observations	Follow-up Status
	2. Near turbine hall, C&D waste shall be sorted from general waste. Construction materials should be stored separately from C&D waste.	2. Near turbine hall, C&D waste had been sorted from general waste and removed off site regularly.
21 November 2023 (Site inspection)	<u>Observation(s) and Recommendation(s)</u> 1. Near land based concrete plant, sorting area for C&D waste should be fenced off. C&D waste should be removed from site regularly.	1. Near land based concrete plant, sorting area for C&D waste had been fenced off. C&D waste had been removed from site regularly.
28 November 2023 (Site inspection)	<u>Observation(s) and Recommendation(s)</u> 1. General housekeeping should be maintained, the sorting area for C&D waste should be designated. General waste should be stored inside the enclosed rubbish bin and removed from site regularly.	1. General housekeeping had been maintained, the sorting area for C&D waste had been designated. General waste had been stored inside the enclosed rubbish bin and removed from site regularly.

9.4 The Contractor had rectified all the observations identified during environmental site inspections in the reporting period.

9.5 According to the EIA Study Report, Environmental Permit, contract documents and Updated EM&A Manual, the mitigation measures detailed in the documents are implemented as much as practical during the reporting period. An updated Implementation Status of Environmental Mitigation Measures (EMIS) is provided in **Appendix B**.

## 10. FUTURE KEY ISSUES

10.1 Works to be undertaken in the next reporting month are:

- Reclamation Area:
  - Foundation works (including Driven H Pile and Socketed H Pile)
  - Pile cap construction
  - Structural steel work
  - Superstructure construction
- Seawall Portion:
  - Caisson extension works, from +3mPD to +6mPD, at Seawall A and B
  - Construction of wave wall along the vertical seawall

10.2 Potential environmental impacts arising from the above construction activities are mainly associated with construction noise, waste management and ecology.

10.3 The key environmental mitigation measures for the Project in the coming reporting period expected to be associated with the construction activities include:

- Reduction of noise from equipment and machinery on-site;
- Sorting, recycling, storage and disposal of general refuse and construction waste;
- Management of chemicals and avoidance of oil spillage on-site, especially under heavy rains and adverse weather;
- Dust control of exposed soil surface and stockpile of dusty material at reclaimed area;
- Dust suppression measures for exposed earth surface and stockpile of dusty material;
- Site runoff control measure during construction works; and
- Dust and noise control of foundation works.

10.4 The tentative schedule of regular construction noise and ecology monitoring in the next reporting period is presented in **Appendix M**. The regular construction noise and ecology monitoring will be conducted at the same monitoring locations in the next reporting period.

## **11. CONCLUSION AND RECOMMENDATIONS**

- 11.1 This 65<sup>th</sup> monthly Environmental Monitoring and Audit (EM&A) Report presents the EM&A works undertaken during the period from 1 November to 30 November 2023, in accordance with the Updated EM&A Manual and the requirement under EP-429/2012/A and FEP-01/429/2012/A.
- 11.2 Construction noise, construction waste and WBSE monitoring were carried out in the reporting period. No project-related exceedance of the Action and Limit Level was recorded from 1 November to 30 November 2023.
- 11.3 Weekly environmental site inspections were conducted during the reporting period. Environmental deficiencies were observed during site inspection and were rectified.
- 11.4 According to the environmental site inspections performed in the reporting month, the Contractor was reminded to pay attention on the proper storage of the chemicals for preventing accidental spillage of chemicals, proper deployment of geotextile for preventing site runoff, proper storage of general and C&D waste to maintain the site tidiness and displaying the NRMMs label to machineries.
- 11.5 No environmental complaint was received in the reporting period.
- 11.6 No notification of summon or prosecution was received since commencement of the Contract.
- 11.7 The ET will keep track of the construction works to confirm compliance of environmental requirements and the proper implementation of all necessary mitigation measures.

## Appendix A Master Programme

Activity ID	Activity Name	Original Duration	Remaining Duration	Activity % Complete	Current Start	Current Finish	Late Start	Late Finish	Total Float	M71 Remarks	2023			
											Oct 71	Nov 72	Dec 73	2024 Jan 74
<b>Programme for Design and Construction Works WP6H-M71 - 3-Month</b>														
<b>Key Dates</b>														
<b>Planned Completion Dates</b>														
01-1030(5a)	Grid Connection Agreement (GCA)	0	0	0%	31-Oct-23	28-Nov-23	18-Aug-23	30-Jan-24	63		◆ Grid Connection Agreement (GCA)			
01-1070	Completion of Civil Provision for Transmission	0	0	0%	31-Oct-23	28-Nov-23	30-Oct-23	30-Jan-24	63		◆ Completion of Civil Provision for Transmission			
<b>Dates of Site Possession</b>														
01-1160	Possession of Portion 3	0	0	0%	01-Nov-23	01-Nov-23	18-Aug-23	18-Aug-23	-75		◆ Possession of Portion 3			
<b>Contract Preliminaries</b>														
<b>Establishment of Environmental Monitoring Stations</b>														
02-1030	Establishment of Air Quality Monitoring Station at Portion 3 (12m Prior to T&C)	90	61	32.22%	01-Jul-23 A	01-Jan-24	19-Aug-23	18-Oct-23	-75		Establishment of Air Quality Monitoring Station at			
02-1050	Establishment of Air Quality Monitoring Station at Portion 5 (12m Prior to T&C)	90	61	32.22%	01-Jul-23 A	01-Jan-24	19-Aug-23	18-Oct-23	-75		Establishment of Air Quality Monitoring Station at			
<b>License/Permit Applications</b>														
<b>License/Permit for Construction</b>														
03-1370(5a)	EPD Discharge License for System Commissioning	0	0	0%	29-Nov-23	29-Nov-23	06-Jan-25	29-Jan-25	428		◆ EPD Discharge License for System Commissioning			
03-1370_1(M34)	Landscape and Visual Plan	180	24	86.67%	24-Dec-22 A	23-Nov-23	06-Jan-25	29-Jan-25	433		◆ Landscape and Visual Plan			
<b>DG Licence</b>														
<b>Day Tank &amp; Fuel Oil Storage (Cat 5)</b>														
03-1400	General Building Plans and FSI Provision Design Submission to FSD (Cat 5)	30	30	0%	30-Nov-23	29-Dec-23	28-Jan-24	26-Feb-24	59		◆ General Building Plans and FSI Provision Design Subm			
03-1410	DGD and VD Review and Approval of Submission	180	180	0%	30-Dec-23	26-Jun-24	27-Feb-24	24-Aug-24	59		◆ DGD and VD Review and Approval of Submission			
<b>Chemical Stores (all Cat)</b>														
03-1480	Plans and FSI Provision Design Submission to FSD	21	21	0%	30-Nov-23	20-Dec-23	17-Jan-24	06-Feb-24	48		◆ Plans and FSI Provision Design Submission to FSD			
03-1490	DGD and VD Review and Approval of Submission	180	180	0%	21-Dec-23	17-Jun-24	07-Feb-24	04-Aug-24	48		◆ DGD and VD Review and Approval of Submission			
<b>Fire Services Installations (FSI) Certificate</b>														
<b>Fire Services Installations Certificate Inspection</b>														
03-1555-1(5a)	Approval of General Building Plans and FSI Provision Design Submission	0	0	0%	29-Nov-23	29-Nov-23	16-Jan-24	16-Jan-24	48		◆ Approval of General Building Plans and FSI Provision Design Submission			
<b>Fire Services Installations Certificate Inspection for IWMF Sub-Station</b>														
03-3890	Application for FSI Inspection	14	14	0%	09-Jan-24	23-Jan-24	08-Aug-24	21-Aug-24	212		◆ Application			
03-3900	FSD Process Application	14	14	0%	23-Jan-24	06-Feb-24	22-Aug-24	04-Sep-24	212		◆ FSD Process Application			
<b>Air Pollution Control (Specified Processes) License</b>														
03-1750(3)	SP License Application Submissions and review by EPD	300	270	10%	24-Apr-23 A	26-Jul-24	05-Nov-23	31-Jul-24	5	Change Relationship on Predecessor 03-1555-1(5a) from FS 0 to FFO	◆ SP License Application Submissions and review by EPD			
<b>Boilers and Pressure Vessels License</b>														
03-1910(3)	Completion of on-site boiler installation	90	90	0%	29-Dec-23	27-Mar-24	18-Sep-23	16-Dec-23	-102		◆ Completion of on-site boiler installation			
<b>General Submissions</b>														
<b>Contractor's Plans Submission and Approval</b>														
04-1400(1)	Operation Plan (OP)	240	10	95.83%	27-Nov-18 A	09-Nov-23	19-Aug-23	01-Sep-23	-69		◆ Operation Plan (OP)			
04-1450(1)	Asset Management Plan (AMP)	120	10	70%	15-Apr-23 A	09-Nov-23	19-Aug-23	28-Aug-23	-73		◆ Asset Management Plan (AMP)			
04-1500(1)	Handback Plan (HP)	120	10	70%	15-Mar-23 A	09-Nov-23	19-Aug-23	28-Aug-23	-73		◆ Handback Plan (HP)			
<b>Design Submissions</b>														
<b>General Building Plan</b>														
04-1600(M42)	Process Building & Wastewater Treatment Plant	135	30	77.78%	03-Jun-21 A	29-Nov-23	18-Dec-23	16-Jan-24	48		◆ Process Building & Wastewater Treatment Plant			
04-1610(M42)	Turbine Hall Building	135	30	77.78%	03-Mar-21 A	29-Nov-23	18-Dec-23	16-Jan-24	48		◆ Turbine Hall Building			
04-1620(M42)	Compressor & CCCW Building	135	30	77.78%	03-Mar-21 A	29-Nov-23	18-Dec-23	16-Jan-24	48		◆ Compressor & CCCW Building			
04-1630(M42)	Chimney	135	30	77.78%	03-Mar-21 A	29-Nov-23	18-Dec-23	16-Jan-24	48		◆ Chimney			
04-1640(M42)	Mechanical Treatment Plant & Water Treatment Plant	135	30	77.78%	03-Jun-21 A	29-Nov-23	18-Dec-23	16-Jan-24	48		◆ Mechanical Treatment Plant & Water Treatment Plant			
04-1650(M42)	Reception Pavilion	135	30	77.78%	03-Jun-21 A	29-Nov-23	18-Dec-23	16-Jan-24	48		◆ Reception Pavilion			
04-1660(M42)	Administration Building and Viewing Gallery	135	30	77.78%	03-Jun-21 A	29-Nov-23	18-Dec-23	16-Jan-24	48		◆ Administration Building and Viewing Gallery			
04-1670(M42)	Elevated Drive Way and Associated Structures	135	30	77.78%	03-Mar-21 A	29-Nov-23	18-Dec-23	16-Jan-24	48		◆ Elevated Drive Way and Associated Structures			
04-1680(M42)	IWMF Substation	135	30	77.78%	03-Mar-21 A	29-Nov-23	18-Dec-23	16-Jan-24	48		◆ IWMF Substation			
04-1700	Vessel Offloading Point	60	60	0%	31-Oct-23	29-Dec-23	29-Jan-24	28-Mar-24	90		◆ Vessel Offloading Point			
04-1710	Vehicle Fuel Filling Station	60	60	0%	31-Oct-23	29-Dec-23	21-Jan-24	20-Mar-24	82		◆ Vehicle Fuel Filling Station			
04-1720	Fuel Filling Kiosk	60	60	0%	31-Oct-23	29-Dec-23	21-Jan-24	20-Mar-24	82		◆ Fuel Filling Kiosk			
04-1730	Weighbridge	135	22	80%	22-Apr-22 A	21-Nov-23	21-Sep-23	12-Oct-23	-40		◆ Weighbridge			
04-1740	Seawater Intake Structure	60	30	80%	23-Feb-23 A	29-Nov-23	17-Apr-24	16-May-24	169		◆ Seawater Intake Structure			
<b>AIP Design Package Submissions</b>														
<b>AIP Incineration Plant Buildings (2.3)</b>														
<b>Operation Management System (2.3.03.04)</b>														
05-2250	Design of the Air Quality Monitoring Stations (2.9.01)	60	14	80%	01-Jun-22 A	13-Nov-23	23-Jan-24	05-Feb-24	84		◆ Design of the Air Quality Monitoring Stations (2.9.01)			
<b>AIP Mechanical Treatment Plant Building (2.4)</b>														
05-1670	Electrical and instrumentation works design (2.4.03)	190	99	40%	08-Aug-23 A	06-Feb-24	12-Sep-23	19-Dec-23	-49		◆ Electrical and instrumentation works design (2.4.03)			
<b>Building services design (excluding fire services installation design) (2.4.06)</b>														
05-1700	LV and Emergency Power Distribution Design	135	30	80%	18-Jan-22 A	29-Nov-23	31-May-24	29-Jun-24	213		◆ LV and Emergency Power Distribution Design			
05-1720	Odour Control	90	30	80%	11-Jul-18 A	29-Nov-23	26-Nov-23	26-Dec-23	27		◆ Odour Control			
05-1740	Drainage	90	30	80%	10-Jan-21 A	29-Nov-23	21-Apr-24	20-May-24	173		◆ Drainage			
05-1760	Lifts	90	30	80%	22-Feb-22 A	29-Nov-23	01-Sep-23	30-Sep-23	-60		◆ Lifts			
<b>AIP Wastewater Treatment Plant (2.5)</b>														
<b>Building services design (excluding fire services installation design) (2.5.06)</b>														
05-1830	LV and Emergency Power Distribution Design (2.5.06.01)	135	30	80%	31-Jan-19 A	29-Nov-23	01-Apr-24	30-Apr-24	153		◆ LV and Emergency Power Distribution Design (2.5.06.01)			
05-1850	Odour Control (2.5.06.03)	105	30	80%	31-Dec-21 A	29-Nov-23	22-Mar-24	20-Apr-24	143		◆ Odour Control (2.5.06.03)			
<b>AIP Water Treatment Plant Building (2.6)</b>														
05-1830	LV and Emergency Power Distribution Design (2.5.06.01)	135	30	80%	31-Jan-19 A	29-Nov-23	01-Apr-24	30-Apr-24	153		◆ LV and Emergency Power Distribution Design (2.5.06.01)			
05-1850	Odour Control (2.5.06.03)	105	30	80%	31-Dec-21 A	29-Nov-23	22-Mar-24	20-Apr-24	143		◆ Odour Control (2.5.06.03)			

Activity ID	Activity Name	Original Duration	Remaining Duration	Activity % Complete	Current Start	Current Finish	Late Start	Late Finish	Total Float	M71 Remarks	2023											
											Oct 71	Nov 72	Dec 73	2024 Jan 74								
<b>Building services design (excluding fire services installation design) (2.6.06)</b>																						
05-1960	Electrical Services and Lighting (2.6.06.01)	135	30	80%	30-Apr-19 A	29-Nov-23	29-Jul-24	27-Aug-24	272													
05-2000	Drainage	135	30	80%	20-Mar-22 A	29-Nov-23	21-Apr-24	20-May-24	173													
<b>AIP Administration Building (2.7)</b>																						
05-2050	Electrical and instrumentation works design (2.7.03)	1520	59		31-Oct-19 A	28-Dec-23	01-Sep-23	20-May-24	144													
<b>Building services design (excluding fire services installation design) (2.7.05)</b>																						
05-2080	MVAC	135	30	80%	31-Oct-19 A	29-Nov-23	21-Apr-24	20-May-24	173													
05-2130	Lifts and Escalators	135	30	80%	22-Feb-22 A	29-Nov-23	01-Sep-23	30-Sep-23	-60													
<b>AIP Chimney</b>																						
<b>Building services design (excluding fire services installation design)</b>																						
05-5430(5a)	Electrical Services and Lighting	90	30	60%	20-Sep-21 A	29-Nov-23	30-Dec-23	28-Jan-24	60													
05-5440(5a)	MVAC	90	30	60%	20-Sep-21 A	29-Nov-23	23-Dec-23	21-Jan-24	53													
05-5450(5a)	Plumbing	90	30	60%	20-Sep-21 A	29-Nov-23	22-Jan-24	20-Feb-24	83													
05-5460-1(5a)	Drainage	90	30	60%	20-Sep-21 A	29-Nov-23	22-Jan-24	20-Feb-24	83													
05-5470(5a)	ELV	90	30	60%	20-Sep-21 A	29-Nov-23	30-Dec-23	28-Jan-24	60													
05-5480-2(5a)	Lift	29	12	60%	31-May-22 A	11-Nov-23	19-Sep-23	30-Sep-23	-42													
05-5490(5a)	Building Management System (BMS)	90	0	60%	27-Oct-21 A	31-Oct-23	31-Aug-23	31-Aug-23	-60													
<b>AIP Elevated Drive Way and Associated Structures Foundation</b>																						
<b>Building services design (excluding fire services installation design)</b>																						
05-7090	Electrical Services and Lighting	105	30	60%	31-Dec-21 A	29-Nov-23	15-Sep-23	14-Oct-23	-46													
<b>AIP Roads and Utilities (2.10)</b>																						
<b>Water supply system design on the Artificial Island (2.10.04)</b>																						
05-2360	Water Tanks (2.10.04.05)	60	60	0%	31-Oct-23	29-Dec-23	23-Sep-23	21-Nov-23	-38													
05-2370-2(M24)	Building Services system for seawater intake (2.10.04.09)	105	30	60%	31-Oct-20 A	29-Nov-23	07-Dec-23	05-Jan-24	37													
05-2370-3(5a)	Chemical scrubber system for odour control (2.10.04.10)	105	30	60%	31-Oct-21 A	29-Nov-23	07-Dec-23	05-Jan-24	37													
<b>Design of telecommunication and other utilities (2.10.06)</b>																						
05-2380	Power Distribution System concept / schematics (2.10.06.01)	135	30	80%	31-Jan-21 A	29-Nov-23	21-Dec-23	19-Jan-24	51													
05-2430	Site ELV Network System - Navigation aids concept / schematics (2.10.06.06)	105	1	80%	31-May-22 A	31-Oct-23	05-Nov-23	05-Nov-23	5													
<b>AIP Architectural, Finishes and Landscaping Works (2.11)</b>																						
<b>Facade Structural Design</b>																						
05-8040-1(6D)	Reception Pavilion (2.3.14.07.01)	90	30	75%	05-Oct-21 A	29-Nov-23	28-Apr-24	27-May-24	180													
05-8050-1(6D)	Mechanical Treatment Plant & Desalination Plant Building (2.4.14.01)	90	30	75%	08-Mar-22 A	29-Nov-23	11-Sep-23	10-Oct-23	-50													
05-8090-1(6D)	Sky Deck near Administration Building Structural Design	59	59	0%	31-Oct-23	28-Dec-23	18-Dec-23	14-Feb-24	48													
<b>AIP Testing and Commissioning (2.12)</b>																						
05-2650-1(5)	Factory Acceptance Testing plan (2.12.01.02-07) (8 Packages)	1651	146	60%	23-Apr-19 A	24-Mar-24	02-Aug-23	25-Dec-23	-90													
05-2660	Site Acceptance Testing plan (2.12.02)	90	90	0%	31-Oct-23	28-Jan-24	04-Jun-23	01-Sep-23	-149													
05-2670	System commissioning plan (2.12.03)	90	90	0%	31-Oct-23	28-Jan-24	20-Mar-24	17-Jun-24	141													
05-2680	Plant commissioning plan (2.12.04)	105	105	0%	29-Jan-24	12-May-24	09-Aug-24	21-Nov-24	193													
<b>AIP Miscellaneous Works (2.14)</b>																						
05-2710	Existing onshore crane replacement works at Portion 2	105	105	0%	30-Nov-23*	13-Mar-24	13-Jul-24	25-Oct-24	226													
<b>AIP Auxiliary Plant Systems (2.16)</b>																						
05-2760	Maintenance workshops (2.16.01)	90	90	0%	31-Oct-23	28-Jan-24	15-Oct-23	12-Jan-24	-16													
05-2770	Vehicle Fuel Filling Station (2.16.02)	90	90	0%	31-Oct-23	28-Jan-24	23-Sep-23	21-Dec-23	-38													
05-2780	Stores systems (2.16.03)	90	90	0%	31-Oct-23	28-Jan-24	31-Oct-23	28-Jan-24	0													
<b>AIP O&amp;M Packages</b>																						
05-8010(6E)	Warehouse (O&M Scope)	185	106	40%	04-Jul-22 A	13-Feb-24	09-Jul-24	22-Oct-24	252													
05-8020(6E)	Workshop (O&M Scope)	150	150	0%	30-Nov-23*	27-Apr-24	08-Jun-24	04-Nov-24	191													
05-8030(6E)	Ash & Residues Container (O&M Scope)	160	75	40%	06-Jun-22 A	13-Jan-24	25-May-24	07-Aug-24	207													
05-8040(6E)	Bicar Debaggng Station (O&M Scope)	105	85	40%	17-Nov-22 A	23-Jan-24	14-Apr-24	07-Jul-24	166													
05-8050(6E)	Other Mobile Plants (O&M Scope)	210	210	0%	30-Dec-23*	26-Jul-24	23-Jun-24	18-Jan-25	176													
05-8050-1(M55)	Design of (pilot) Electric Vehicle	150	150	0%	30-Dec-23*	27-May-24	14-Nov-23	11-Apr-24	-46													
<b>DDA Design Package Submissions</b>																						
<b>DDA Process and Layout Design (2.1)</b>																						
<b>MSW treatment process design for incineration (2.1.13)</b>																						
05-5120	Leachate Collection and Treatment (2.1.13.05) (2 Packages)	256	90	60%	30-Jun-22 A	28-Jan-24	24-Aug-24	21-Nov-24	298													
<b>MSW treatment process design for mechanical treatment (2.1.14)</b>																						
05-3500	Mechanical Treatment Plant (2.1.14)	181	98	30%	05-Jul-23 A	05-Feb-24	16-Aug-24	21-Nov-24	290													
05-3510	Water Treatment Plant and Boiler Water Treatment (Demin Unit) Plant	105	29	60%	02-Oct-20 A	28-Nov-23	07-Sep-23	05-Oct-23	-54													
<b>Logistic arrangement design for MSW and Ash and Residues (2.1.17)</b>																						
05-4410	Mechanical Shredder	105	15	80%	25-Sep-21 A	14-Nov-23	21-Dec-23	04-Jan-24	51													
<b>DDA Ground Treatment, Reclamation, Seawall, Breakwater, Berth (2.2)</b>																						
05-3430-2(M37)	Geotechnical Interpretative Report (2.2.02.02)	105	10	80%	31-Dec-20 A	09-Nov-23	08-May-24	18-May-24	190													
05-3450	Seawall design (2.2.20)	60	20	65%	20-Jan-19 A	19-Nov-23	17-Nov-23	06-Dec-23	17													
05-3470	Berth design (2.2.22)	60	20	65%	30-Jan-19 A	19-Nov-23	20-Jun-24	09-Jul-24	233													
05-3480	Onshore crane Facility (2.2.23)	60	60	0%	31-Oct-23	29-Dec-23	08-Sep-24	06-Nov-24	313													
05-3490	Onshore vessel power supply system (2.2.24)	90	90	0%	31-Oct-23	28-Jan-24	02-Sep-24	30-Nov-24	307													
<b>DDA Incineration Plant Buildings (2.3)</b>																						
<b>Structural design (2.3.14)</b>																						
05-3280-1(M55)	Sky Deck	59	41	30%	01-Oct-23 A	11-Dec-23	25-Feb-24	06-Apr-24	118													
<b>Electrical and instrumentation works design (2.3.15)</b>																						
<b>E&amp;IC Package 1 (Process Island) (2.3.15.02)</b>																						



Activity ID	Activity Name	Original Duration	Remaining Duration	Activity % Complete	Current Start	Current Finish	Late Start	Late Finish	Total Float	M/1 Remarks	2023							
											Oct 71	Nov 72	Dec 73	2024 Jan 74				
05-3370	Electric Heat Tracing (Process Island) (2.3.15.02.10)	120	88	60%	17-Feb-22 A	26-Jan-24	03-Apr-24	29-Jun-24	155									
05-3390-10(M55)	Electrical Works - MCC Panels (2.3.15.02.01)	105	15	80%	22-Sep-20 A	14-Nov-23	12-Mar-24	26-Mar-24	133									
05-3390-11(M55)	Electrical Works - Process Island Uninterruptible Power Supply (UPS) (2.3.15.02.03)	105	15	80%	27-Nov-20 A	14-Nov-23	16-Feb-24	01-Mar-24	108									
05-3390-13(M55)	Electrical Works E&I Installation at Yard (2.3.15.02.08)	105	15	60%	07-May-22 A	14-Nov-23	08-Mar-24	22-Mar-24	129									
05-3390-6(M55)	Electrical Works Instrumentation (2.3.15.02.06)	105	16	80%	15-Oct-21 A	15-Nov-23	07-Mar-24	22-Mar-24	128									
05-7400-1(M55)	Electrical works CEMS and Process Analyzers (2.3.15.02.07)	105	67	80%	12-Jul-21 A	05-Jan-24	31-Mar-24	05-Jun-24	152									
<b>E&amp;I Package 2 (Power Island) (2.3.15.03)</b>																		
05-3390-13(M55)10	Electrical Works Design (2.3.15.03.01 to 04)	105	29	80%	23-Dec-20 A	28-Nov-23	01-Sep-23	31-Mar-24	124									
05-3390-4(M46)	Generator Related Equipment (2.3.15.03.08)	105	29	80%	29-Jun-21 A	28-Nov-23	03-Mar-24	31-Mar-24	124									
05-3390-7(M55)	Instrumentation works design(2.3.15.03.05 & 2.3.15.03.06)	105	29	80%	10-Feb-21 A	28-Nov-23	23-Jan-24	20-Feb-24	84									
<b>Operation Management System (2.3.15.04)</b>																		
05-3390-6(M46)	OMS/SCADA/DCS - System Networks Details (2.3.15.04.02)	105	29	80%	30-Oct-21 A	28-Nov-23	08-Jan-24	05-Feb-24	69									
05-4490	Design of the Air Quality Monitoring Stations (2.9.03)	60	3	95%	16-Mar-23 A	02-Nov-23	17-Aug-23	19-Aug-23	-75									
05-5400-1(M22)	Automatic Traffic Control System (ATCS)	90	90	0%	31-Oct-23	28-Jan-24	05-May-24	02-Aug-24	187									
05-7400(6E)	Automatic License Plate and Container Recognition System (ALPCRS)	90	16	80%	05-Sep-18 A	15-Nov-23	15-Feb-24	01-Mar-24	107									
<b>2.3.15.04.03</b>																		
<b>2.3.15.04.03.02</b>																		
05-3390-13(M58)	OMS/SCADA/DCS - Panel Design for Power Island and Plant Common (2.3.15.04.03.02)	105	59	80%	02-Aug-22 A	28-Dec-23	08-Feb-24	06-Apr-24	100									
<b>2.3.15.04.03.03</b>																		
05-3390-14(M55)	OMS/SCADA/DCS - Server Panel Design (2.3.15.04.03.03)	105	31	80%	19-Apr-22 A	30-Nov-23	07-Mar-24	06-Apr-24	128									
<b>2.3.15.04.06</b>																		
05-3390-9(6D)	Process Related 3rd Party System (2.3.15.04.06.01.01)	105	31	80%	09-Dec-21 A	30-Nov-23	07-Mar-24	06-Apr-24	128									
05-3420(M58)	3rd Party System for Power Island & Communication Data Tables for Process Vol 1 and Power Island & Plant C. Vol 1 & 2	105	31	80%	06-Oct-21 A	30-Nov-23	07-Mar-24	06-Apr-24	128									
<b>2.3.15.05</b>																		
05-3390-15(M55)	Balance of Plant LV Switchgear Design (2.3.15.05.01)	105	31	80%	07-May-22 A	30-Nov-23	21-Feb-24	22-Mar-24	113									
05-3390-16(M55)	Package 3 (Balance of Plant) - Weighbridge Electrical & Instrumentation Package & ALPCRS (2.3.15.05.07)	105	15	45%	04-Jan-22 A	14-Nov-23	19-Jun-24	03-Jul-24	232									
05-3390-17(M55)	Waste Crane Functional Description (2.3.15.05.08)	105	31	80%	15-Jul-21 A	30-Nov-23	07-Mar-24	06-Apr-24	128									
05-3390-3(M55)	Electrical and Instrumentation Works Design - Compressed Air Plants (2.3.15.05.03)	105	31	60%	29-Nov-21 A	30-Nov-23	22-Nov-23	22-Dec-23	22									
05-3390-5(M55)	Electrical and Instrumentation Works - Ash Crane (2.3.15.05.05)	105	31	80%	30-Aug-21 A	30-Nov-23	06-Jun-24	06-Jul-24	219									
<b>2.3.15.08</b>																		
05-3390-21(M55)	Operation Management System (2.3.15.08)	105	31	80%	23-May-22 A	30-Nov-23	07-Mar-24	06-Apr-24	128									
<b>Mechanical works design (2.3.16)</b>																		
<b>Plant and Equipment</b>																		
05-3390-4(M55)	Electrical and Instrumentation Works - Waste Crane and Grapple System (2.3.15.05.04)	105	31	80%	07-Jan-22 A	30-Nov-23	26-Mar-24	25-Apr-24	147									
05-3600	Mechanical Shredder	105	31	80%	05-May-22 A	30-Nov-23	21-Dec-23	20-Jan-24	51									
05-3610	Incineration System (9 Packages)	105	180	80%	28-Feb-19 A	27-Apr-24	25-Sep-23	22-Mar-24	-36									
05-3620	Heat Recovery Boiler (8 Packages)	105	165	80%	31-Jul-19 A	12-Apr-24	29-Nov-23	11-May-24	29									
05-3630	Boiler Feed Water Systems (4 Packages)	105	31	80%	30-Sep-19 A	30-Nov-23	21-Feb-24	22-Mar-24	113									
05-3650	Leachate collection and treatment	180	117	80%	04-Jul-23 A	24-Feb-24	22-Aug-23	16-Dec-23	-70									
05-3790	Flue Gas Treatment System (12 Packages)	105	76	25%	31-Oct-19 A	14-Jan-24	27-Jan-24	11-Apr-24	88									
05-3800	Boiler ash and APC residue handling and solidification	105	196	70%	09-Jun-20 A	13-May-24	09-Sep-23	22-Mar-24	-52									
<b>Process Pipeworks (Incl. Ductworks) and Valves</b>																		
05-3840	Process island (furnace-boiler-FGC)	105	106	5%	29-Feb-20 A	13-Feb-24	17-Dec-23	31-Mar-24	47									
05-4350	Pipe Rack C1, C2, C3, D1 & D2 (Prefab.3)	105	107	80%	28-Feb-21 A	14-Feb-24	09-Sep-23	24-Dec-23	-52									
<b>Process steel structure support (For equipment, piping &amp; duct, cable tray etc)</b>																		
05-3540	Pipe Rack C1, C2, C3, D1 & D2 (Prefab.3)	105	107	80%	29-May-21 A	14-Feb-24	20-Nov-23	05-Mar-24	20									
<b>DDA Fire services installation design (2.3.17)</b>																		
05-3660	Fire Systems (same package with 05-3680)	60	15	60%	22-Sep-22 A	14-Dec-23	31-Jan-24	15-Feb-24	63									
05-3680	FS schematics (same package with 05-3660)	60	15	60%	22-Sep-22 A	14-Dec-23	31-Jan-24	15-Feb-24	63									
<b>Building services design (excluding fire services installation design) (2.3.18)</b>																		
05-3690	Electrical Services and Lighting (7 Packages)	60	60	0%	22-Apr-22 A	29-Dec-23	24-Dec-23	22-Feb-24	55									
05-3700	MVAC	90	90	0%	26-Oct-21 A	28-Jan-24	26-Dec-23	25-Mar-24	57									
05-3710	Odour Control	90	90	0%	30-Nov-23	27-Feb-24	26-Dec-23	25-Mar-24	27									
05-3720	Plumbing (7 Packages)	90	90	0%	02-Dec-22 A	28-Jan-24	08-Apr-24	07-Jul-24	161									
05-3730	Drainage (7 Packages)	90	90	0%	10-Mar-22 A	28-Jan-24	08-Apr-24	07-Jul-24	161									
05-3740	ELV (7 Packages)	60	60	0%	25-Oct-21 A	29-Dec-23	24-Dec-23	22-Feb-24	55									
05-3750	Lifts and Escalators	90	90	0%	13-Jul-23 A	28-Jan-24	30-Nov-23	27-Feb-24	30									
05-3770	Building Management System (BMS)	60	60	0%	14-Jun-22 A	29-Dec-23	01-Sep-23	30-Oct-23	-60									
05-3780	Vehicle & Container Wash System	60	60	0%	28-Apr-23 A	29-Dec-23	14-Dec-23	11-Feb-24	44									
05-3780-2(M20)	Water Cannon System	90	90	0%	31-Oct-23	28-Jan-24	14-May-24	11-Aug-24	196									
<b>General Layout Drawings and Fire Safety Strategy (2.3.25)</b>																		
05-3520	Site Master Layout Plan and Plant Layout (2.1.18)	60	7	80%	06-Jun-23 A	06-Nov-23	27-Aug-23	03-Sep-23	-64									
05-6110(M46)	Gate House and miscellaneous	60	60	0%	31-Oct-23	29-Dec-23	18-Aug-23	16-Oct-23	-74									
<b>DDA Mechanical Treatment Plant Building (2.4)</b>																		
05-5180	Structural design (2.4.14)	60	15	75%	23-Feb-23 A	14-Nov-23	30-Nov-23	14-Dec-23	30									
05-5190	Electrical and instrumentation works design	227	227	0%	31-Oct-23	13-Jun-24	12-Sep-23	25-Apr-24	-49									
05-5200	Mechanical works design (2.4.16)	135	135	0%	31-Oct-23	13-Mar-24	13-Dec-23	25-Apr-24	43									
05-5210	Fire services installation design (2.6.17)	60	29	80%	21-Apr-23 A	28-Nov-23	16-Mar-24	13-Apr-24	137									
<b>Building services design (excluding fire services installation design) (2.4.18)</b>																		
05-3850	LV and Emergency Power Distribution Design	90	89	60%	20-Sep-22 A	27-Jan-24	31-May-24	27-Aug-24	213									
05-3860	MVAC	90	59	60%	14-Feb-23 A	28-Dec-23	23-Jan-24	21-Mar-24	84									
05-3870	Odour Control	90	14	60%	16-Apr-23 A	13-Nov-23	01-Dec-23	14-Dec-23	31									
05-3880	Plumbing	60	30	60%	20-Sep-22 A	29-Nov-23	17-Oct-23	15-Nov-23	-14									
05-3890	Drainage	60	29	60%	24-Apr-23 A	28-Nov-23	22-Apr-24	20-May-24	174									
05-3900	Lighting and small power	90	59	60%	20-Sep-22 A	28-Dec-23	30-Jun-24	27-Aug-24	243									
05-3910	Lifts and Escalators	90	90	0%	30-Nov-23	27-Feb-24	01-Oct-23	29-Dec-23	-60									

Activity ID	Activity Name	Original Duration	Remaining Duration	Activity % Complete	Current Start	Current Finish	Late Start	Late Finish	Total Float	M71 Remarks	2023			
											Oct 71	Nov 72	Dec 73	2024 Jan 74
05-3910-1	Building Management System (BMS)	60	29	60%	20-Sep-22 A	28-Nov-23	02-Oct-23	30-Oct-23	-29					
<b>DDA Wastewater Treatment Plant (2.5)</b>														
		638	154		10-Mar-22 A	01-Apr-24	01-Apr-24	25-Nov-24	238					
05-3950	Electrical and instrumentation works design (2.5.15)	60	154	25%	19-Sep-22 A	01-Apr-24	29-May-24	29-Oct-24	211					
05-3960	Mechanical works design (2.5.16) (5 Packages)	232	138	80%	31-May-22 A	16-Mar-24	13-Jun-24	28-Oct-24	226					
05-3970	Fire services installation design (2.6.17) (2 Packages)	60	30	60%	21-Apr-23 A	29-Dec-23	13-Jun-24	12-Jul-24	196					
<b>Building services design (excluding fire services installation design) (2.5.18)</b>														
		294	120		10-Mar-22 A	27-Feb-24	01-Apr-24	25-Nov-24	272					
05-3980	LV and Emergency Power Distribution Design for IWMF Waste Water Treatment Plant	90	89	60%	20-Sep-22 A	27-Jan-24	01-Apr-24	28-Jun-24	153					
05-3990	MVAC	90	30	60%	09-Mar-23 A	29-Nov-23	20-Jun-24	19-Jul-24	233					
05-4000	Odour Control	90	90	0%	30-Nov-23	27-Feb-24	21-Apr-24	19-Jul-24	143					
05-4010	Plumbing	90	30	60%	20-Sep-22 A	29-Nov-23	28-Aug-24	26-Sep-24	302					
05-4020	Drainage	105	30	80%	10-Mar-22 A	29-Nov-23	28-Aug-24	26-Sep-24	302					
05-4030	ELV	90	30	80%	22-Sep-22 A	29-Nov-23	27-Oct-24	25-Nov-24	362					
<b>DDA Water Treatment Plant Building (2.6)</b>														
		513	34		25-Nov-21 A	03-Dec-23	17-Oct-23	27-Aug-24	268					
05-4070	Structural design (2.6.14)	60	30	75%	25-Nov-21 A	29-Nov-23	22-Nov-23	21-Dec-23	22					
05-4090	Mechanical works design (2.6.16)	90	34	60%	02-May-22 A	03-Dec-23	25-Jan-24	27-Feb-24	86					
05-4100	Fire services installation design (2.6.17)	60	30	60%	22-Sep-22 A	29-Nov-23	15-Mar-24	13-Apr-24	136					
<b>Building services design (excluding fire services installation design) (2.6.18)</b>														
		455	30		29-Jun-22 A	29-Nov-23	17-Oct-23	27-Aug-24	272					
05-4110	Electrical Services and Lighting	90	30	60%	20-Sep-22 A	29-Nov-23	29-Jul-24	27-Aug-24	272					
05-4120	MVAC	90	30	60%	29-Jun-22 A	29-Nov-23	21-Feb-24	21-Mar-24	113					
05-4140	Plumbing	60	30	60%	20-Sep-22 A	29-Nov-23	17-Oct-23	15-Nov-23	-14					
05-4150	Drainage	60	30	60%	20-Sep-22 A	29-Nov-23	21-Apr-24	20-May-24	173					
05-4160	ELV	90	30	60%	20-Sep-22 A	29-Nov-23	29-Jul-24	27-Aug-24	272					
<b>Electrical and instrumentation works design (2.6.15)</b>														
		238	34		11-Apr-22 A	03-Dec-23	24-Feb-24	28-Mar-24	116					
05-4080	Water Treatment Plant (WTP) - Variable Speed Drive (2.6.15.01)	238	34	80%	11-Apr-22 A	03-Dec-23	24-Feb-24	28-Mar-24	116					
<b>DDA Administration Building (2.7)</b>														
		334	120		20-Sep-22 A	27-Feb-24	14-Sep-23	27-Aug-24	182					
05-4190	Structural design (2.7.12)	105	30	75%	08-Dec-22 A	29-Nov-23	14-Sep-23	14-Oct-23	-46					
05-4200	Electrical and instrumentation works design (2.7.13)	60	60	0%	29-Dec-23	26-Feb-24	31-Jan-24	30-Mar-24	33					
05-4210	Fire services installation design (2.7.14)	60	30	60%	09-Mar-23 A	29-Nov-23	15-Mar-24	13-Apr-24	136					
<b>Building services design (excluding fire services installation design) (2.7.15)</b>														
		304	120		20-Sep-22 A	27-Feb-24	01-Oct-23	27-Aug-24	182					
05-4220	Electrical Services and Lighting	90	30	60%	02-Dec-22 A	29-Nov-23	30-May-24	28-Jun-24	212					
05-4230	MVAC	90	30	60%	14-Feb-23 A	29-Nov-23	21-Apr-24	20-May-24	173					
05-4250	Plumbing	90	30	60%	05-May-23 A	29-Nov-23	29-Jul-24	27-Aug-24	272					
05-4260	Drainage	90	30	60%	05-May-23 A	29-Nov-23	29-Jul-24	27-Aug-24	272					
05-4270	ELV	90	30	60%	20-Sep-22 A	29-Nov-23	30-May-24	28-Jun-24	212					
05-4280	Lifts and Escalators	90	90	0%	30-Nov-23	27-Feb-24	01-Oct-23	29-Dec-23	-60					
05-4280-1	Building Management System (BMS)	90	30	60%	29-Oct-22 A	29-Nov-23	01-Oct-23	30-Oct-23	-30					
<b>DDA IWMF Substation (2.8)</b>														
		274	30		16-Oct-21 A	29-Nov-23	17-Aug-23	26-Sep-24	302					
05-4340	Fire services installation design (2.8.17)	60	0	80%	17-Jun-22 A	31-Oct-23	19-Aug-23	19-Aug-23	-72					
<b>Building services design (excluding fire services installation design) (2.8.18)</b>														
		151	30		25-Oct-21 A	29-Nov-23	21-Apr-24	26-Sep-24	302					
05-4990	Electrical Services and Lighting	90	30	60%	22-Apr-22 A	29-Nov-23	01-Jul-24	31-Jul-24	244					
05-5000	MVAC	90	30	60%	19-Nov-21 A	29-Nov-23	21-Apr-24	20-May-24	173					
05-5010	Plumbing	90	30	60%	08-Dec-22 A	29-Nov-23	31-Jul-24	30-Aug-24	274					
05-5020	Drainage	90	30	60%	10-Nov-22 A	29-Nov-23	31-Jul-24	30-Aug-24	274					
05-5030	ELV	90	30	60%	25-Oct-21 A	29-Nov-23	01-Jul-24	31-Jul-24	244					
05-5030-1	Building Management System (BMS)	90	30	60%	25-Oct-21 A	29-Nov-23	28-Aug-24	26-Sep-24	302					
<b>Electrical and instrumentation works design (2.8.15)</b>														
		90	0		16-Oct-21 A	31-Oct-23	17-Aug-23	17-Aug-23	-74					
<b>2.8.15.06</b>														
05-4320	Electrical and instrumentation works design (2.8.15.06.01 to 40)	90	0	80%	16-Oct-21 A	31-Oct-23	17-Aug-23	17-Aug-23	-74					
<b>DDA Air Cool Condensers Equipment (2.3.06)</b>														
		90	90		31-Oct-23	28-Jan-24	01-Sep-23	18-Aug-24	203					
<b>Building services design (excluding fire services installation design) (2.3.06)</b>														
		90	90		31-Oct-23	28-Jan-24	01-Sep-23	18-Aug-24	203					
05-5510	Electrical Services and Lighting	90	90	0%	31-Oct-23	28-Jan-24	21-May-24	18-Aug-24	203					
05-5520	Plumbing	60	60	0%	31-Oct-23	29-Dec-23	21-May-24	19-Jul-24	203					
05-5530	ELV	90	90	0%	31-Oct-23	28-Jan-24	21-May-24	18-Aug-24	203					
05-5540	Building Management System (BMS)	60	60	0%	31-Oct-23	29-Dec-23	01-Sep-23	30-Oct-23	-60					
<b>DDA Chimney</b>														
		608	120		14-Mar-22 A	27-Feb-24	01-Sep-23	20-May-24	83					
05-5370	Structural Design	90	0	80%	14-Mar-22 A	31-Oct-23	20-Oct-23	20-Oct-23	-10					
05-5540-2(6D)	Fire services installation design	29	29	0%	31-Oct-23	28-Nov-23	02-Sep-23	30-Sep-23	-59					
<b>Building services design (excluding fire services installation design)</b>														
		120	120		31-Oct-23	27-Feb-24	01-Sep-23	20-May-24	83					
05-6000-1(5a)	Electrical Services and Lighting	90	90	0%	30-Nov-23	27-Feb-24	29-Jan-24	27-Apr-24	60					
05-6010(5a)	MVAC	60	60	0%	30-Nov-23	28-Jan-24	22-Jan-24	21-Mar-24	53					
05-6020-1(5a)	Plumbing	90	90	0%	30-Nov-23	27-Feb-24	21-Feb-24	20-May-24	83					
05-6030-1(5a)	Drainage	90	90	0%	30-Nov-23	27-Feb-24	21-Feb-24	20-May-24	83					
05-6040-1(5a)	ELV	90	90	0%	30-Nov-23	27-Feb-24	29-Jan-24	27-Apr-24	60					
05-6050-1(5a)	Lift	90	90	0%	11-Nov-23	09-Feb-24	01-Oct-23	29-Dec-23	-42					
05-6060-1(5a)	Building Management System (BMS)	60	60	0%	31-Oct-23	29-Dec-23	01-Sep-23	30-Oct-23	-60					
<b>DDA Elevated Drive Way and Associated Structures Foundation</b>														
		304	120		06-Jan-22 A	27-Feb-24	01-Sep-23	14-Mar-24	16					
05-5380	Structural Design	90	0	80%	06-Jan-22 A	31-Oct-23	16-Sep-23	16-Sep-23	-44					
05-5540-3(6D)	Fire services installation design	60	30	50%	24-Apr-23 A	29-Dec-23	14-Feb-24	14-Mar-24	76					
<b>Building services design (excluding fire services installation design)</b>														
		120	120		31-Oct-23	27-Feb-24	01-Sep-23	30-Jan-24	-28					
05-5560	Building Management System (BMS)	90	90	0%	31-Oct-23	28-Jan-24	01-Sep-23	29-Nov-23	-60					
05-7240	Electrical Services and Lighting	90	90	0%	30-Nov-23	27-Feb-24	15-Oct-23	12-Jan-24	-46					
05-7250	MVAC	105	105	0%	31-Oct-23	12-Feb-24	16-Oct-23	28-Jan-24	-15					
05-7260	Plumbing	105	105	0%	31-Oct-23	12-Feb-24	18-Oct-23	30-Jan-24	-13					

*Integrated Waste Management Facilities, Phase 1*

Activity ID	Activity Name	Original Duration	Remaining Duration	Activity % Complete	Current Start	Current Finish	Late Start	Late Finish	Total Float	M/1 Remarks	2023			
											Oct 71	Nov 72	Dec 73	Jan 74
05-7270	Drainage	105	105	0%	31-Oct-23	12-Feb-24	18-Oct-23	30-Jan-24	-13					
05-7280	ELV	105	105	0%	31-Oct-23	12-Feb-24	30-Sep-23	12-Jan-24	-31					
<b>DDA Reception Pavilion</b>		<b>289</b>	<b>105</b>		<b>09-Apr-21 A</b>	<b>12-Feb-24</b>	<b>01-Sep-23</b>	<b>26-Sep-24</b>	<b>227</b>					
05-3280	Foundation Design	90	30	70%	09-Apr-21 A	29-Nov-23	22-Sep-23	21-Oct-23	-39					
05-5390	Structural Design	60	30	50%	03-Mar-23 A	29-Nov-23	16-Nov-23	15-Dec-23	16					
05-5540-4(6D)	Fire services installation design	60	30	50%	24-Apr-23 A	29-Dec-23	14-Apr-24	13-May-24	136					
<b>Building services design (excluding fire services installation design)</b>		<b>105</b>	<b>105</b>		<b>31-Oct-23</b>	<b>12-Feb-24</b>	<b>01-Sep-23</b>	<b>26-Sep-24</b>	<b>227</b>					
05-2130-1	Building Management System (BMS)	60	60	0%	31-Oct-23	29-Dec-23	01-Sep-23	30-Oct-23	-60					
05-7290	Electrical Services and Lighting	90	90	0%	31-Oct-23	28-Jan-24	29-Jun-24	26-Sep-24	242					
05-7300	MVAC	105	105	0%	31-Oct-23	12-Feb-24	07-Mar-24	19-Jun-24	128					
05-7310	Plumbing	105	105	0%	31-Oct-23	12-Feb-24	30-Jan-24	13-May-24	91					
05-7320	Drainage	105	105	0%	31-Oct-23	12-Feb-24	30-Jan-24	13-May-24	91					
05-7330	ELV	90	90	0%	31-Oct-23	28-Jan-24	29-Jun-24	26-Sep-24	242					
<b>DDA CCCW Building</b>		<b>274</b>	<b>60</b>		<b>21-Jun-22 A</b>	<b>29-Dec-23</b>	<b>01-Oct-23</b>	<b>28-Jul-24</b>	<b>212</b>					
05-5540-5(6D)	Fire services installation design	60	30	50%	08-Dec-22 A	29-Nov-23	15-Mar-24	13-Apr-24	136					
<b>Building services design (excluding fire services installation design)</b>		<b>274</b>	<b>60</b>		<b>21-Jun-22 A</b>	<b>29-Dec-23</b>	<b>01-Oct-23</b>	<b>28-Jul-24</b>	<b>212</b>					
05-2130-2	Building Management System (BMS)	60	60	0%	31-Oct-23	29-Dec-23	01-Oct-23	29-Nov-23	-30					
05-7340	Electrical Services and Lighting	90	59	60%	21-Jun-22 A	29-Dec-23	31-May-24	28-Jul-24	212					
05-7350	MVAC	60	60	0%	31-Oct-23	29-Dec-23	22-Jan-24	21-Mar-24	83					
05-7360	Plumbing	60	60	0%	31-Oct-23	29-Dec-23	14-Feb-24	13-Apr-24	106					
05-7370	Drainage	60	60	0%	31-Oct-23	29-Dec-23	14-Feb-24	13-Apr-24	106					
05-7380	ELV	60	60	0%	31-Oct-23	29-Dec-23	30-May-24	28-Jul-24	212					
<b>DDA Roads and Utilities (2.10)</b>		<b>563</b>	<b>135</b>		<b>13-Jan-21 A</b>	<b>13-Mar-24</b>	<b>06-Nov-23</b>	<b>19-Apr-24</b>	<b>37</b>					
<b>Permanent road works layout on the Artificial Island (2.10.13)</b>		<b>90</b>	<b>59</b>		<b>08-Aug-22 A</b>	<b>28-Dec-23</b>	<b>06-Feb-24</b>	<b>04-Apr-24</b>	<b>98</b>					
05-4470	Roads and hardstandings layout	90	59	50%	08-Aug-22 A	28-Dec-23	06-Feb-24	04-Apr-24	98					
05-4480	Road signage and markings	90	59	50%	08-Aug-22 A	28-Dec-23	06-Feb-24	04-Apr-24	98					
<b>Sewerage design on the Artificial Island (2.10.14)</b>		<b>427</b>	<b>30</b>		<b>13-Jan-21 A</b>	<b>29-Nov-23</b>	<b>13-Jan-24</b>	<b>04-Apr-24</b>	<b>127</b>					
05-4430	Foul Sewerage	60	29	50%	14-Mar-23 A	28-Nov-23	13-Jan-24	10-Feb-24	74					
05-4440	Contaminated Sewerage (Site Wide Sewerage System)	60	29	50%	14-Mar-23 A	28-Nov-23	13-Jan-24	10-Feb-24	74					
05-4440-1(M55)	Ship-to-shore Sewage Transfer System for IWMF Vessels (Caisson 13)	90	4	80%	13-Jan-21 A	03-Nov-23	16-Feb-24	19-Feb-24	108					
05-4440-2(M55)	Ship-to-shore Sewage Transfer System for Passenger Ferry	90	30	70%	13-Jan-21 A	29-Nov-23	06-Mar-24	04-Apr-24	127					
<b>Drainage system design on the Artificial Island (2.10.15)</b>		<b>90</b>	<b>59</b>		<b>22-Feb-23 A</b>	<b>28-Dec-23</b>	<b>14-Dec-23</b>	<b>10-Feb-24</b>	<b>44</b>					
05-5310	Surface water Drainage System	90	59	50%	22-Feb-23 A	28-Dec-23	14-Dec-23	10-Feb-24	44					
<b>Water supply system design on the Artificial Island (2.10.16)</b>		<b>561</b>	<b>135</b>		<b>04-Apr-22 A</b>	<b>13-Mar-24</b>	<b>22-Nov-23</b>	<b>19-Apr-24</b>	<b>37</b>					
05-5250	Potable Water Distribution System	105	105	0%	31-Oct-23	12-Feb-24	31-Dec-23	13-Apr-24	61					
05-5260	Recycled Water System	90	90	0%	31-Oct-23	28-Jan-24	15-Jan-24	13-Apr-24	76					
05-5270	Irrigation System	90	90	0%	31-Oct-23	28-Jan-24	06-Jan-24	04-Apr-24	67					
05-5280	Rainwater harvesting System	90	90	0%	31-Oct-23	28-Jan-24	06-Jan-24	04-Apr-24	67					
05-5290	Water Tanks	60	60	0%	30-Dec-23	27-Feb-24	22-Nov-23	20-Jan-24	-38					
05-5300	External FS Systems	60	60	0%	31-Oct-23	29-Dec-23	22-Nov-23	20-Jan-24	22					
05-5300-1(M24)	E&M system for seawater intake (2.10.16.07)	105	44	60%	04-Apr-22 A	13-Dec-23	07-Mar-24	19-Apr-24	128					
05-5300-2(M24)	Building Services system for seawater intake (2.10.16.09)	105	105	0%	30-Nov-23	13-Mar-24	06-Jan-24	19-Apr-24	37					
05-5300-3(5a)	Chemical scrubber system for odour control (2.10.16.10)	105	105	0%	30-Nov-23	13-Mar-24	06-Jan-24	19-Apr-24	37					
<b>Design of telecommunication and other utilities (2.10.18)</b>		<b>470</b>	<b>105</b>		<b>14-Jun-22 A</b>	<b>12-Feb-24</b>	<b>06-Nov-23</b>	<b>19-Apr-24</b>	<b>67</b>					
05-4580	Power Distribution System concept / schematics	75	75	0%	30-Nov-23	12-Feb-24	20-Jan-24	03-Apr-24	51					
05-4590	Site Lighting Concept / Schematics	90	90	0%	31-Oct-23	28-Jan-24	21-Jan-24	19-Apr-24	82					
05-4600	Lightning Protection System concept / schematics	90	90	0%	31-Oct-23	28-Jan-24	05-Jan-24	03-Apr-24	66					
05-4610	Site ELV Network System - Communications System concept / schematics	75	30	60%	16-Aug-22 A	29-Nov-23	06-Dec-23	04-Jan-24	36					
05-4620	Site ELV Network System - Security Systems concept / schematics	75	30	60%	14-Jun-22 A	29-Nov-23	06-Dec-23	04-Jan-24	36					
05-4630	Site ELV Network System - Navigation aids concept / schematics	60	60	0%	01-Nov-23	30-Dec-23	06-Nov-23	04-Jan-24	5					
05-4640	Microwave transmission of FS direct link	105	3	80%	22-Aug-22 A	02-Nov-23	02-Jan-24	04-Jan-24	63					
05-4650	Fuel Handling System concept / schematics	60	60	0%	31-Oct-23	29-Dec-23	05-Feb-24	04-Apr-24	97					
<b>Utility ducts/Pipebridges design (2.10.26)</b>		<b>90</b>	<b>59</b>		<b>03-Jul-23 A</b>	<b>28-Dec-23</b>	<b>22-Nov-23</b>	<b>19-Jan-24</b>	<b>22</b>					
05-5040	Design of Pipe / Utilities Trenches concept	90	59	60%	05-Jul-23 A	28-Dec-23	22-Nov-23	19-Jan-24	22					
05-5050	Sitewide Utilities Trenches Design	90	59	50%	03-Jul-23 A	28-Dec-23	22-Nov-23	19-Jan-24	22					
<b>DDA Architectural, Finishes and Landscaping Works (2.11)</b>		<b>638</b>	<b>149</b>		<b>15-Jun-21 A</b>	<b>27-Mar-24</b>	<b>07-Jul-23</b>	<b>01-Sep-24</b>	<b>158</b>					
<b>External and internal finishes design</b>		<b>486</b>	<b>90</b>		<b>15-Jun-21 A</b>	<b>28-Jan-24</b>	<b>02-Oct-23</b>	<b>01-Sep-24</b>	<b>217</b>					
05-4670	External and internal finishes design for Incineration Plant Building (2.11.15.01)	90	30	80%	19-Sep-22 A	29-Nov-23	28-May-24	26-Jun-24	210					
05-4690	External and internal finishes design for Turbine Hall Building	90	9	80%	10-Aug-22 A	08-Nov-23	24-Nov-23	02-Dec-23	24					
05-4700	External and internal finishes design for CCCW Building	90	0	80%	10-Aug-22 A	31-Oct-23	27-Apr-24	27-Apr-24	180					
05-4710	External and internal finishes design for Chimney	90	29	80%	02-Sep-22 A	28-Nov-23	04-Dec-23	01-Jan-24	34					
05-4720	External and internal finishes design for Reception Pavilion	90	90	0%	31-Oct-23	28-Jan-24	17-Oct-23	14-Jan-24	-14					
05-4730	External and internal finishes design for MT Plant Building (2.11.16)	60	60	0%	31-Oct-23	29-Dec-23	30-Nov-23	28-Jan-24	30					
05-4740	External and internal finishes design for the Wastewater Treatment Plant (2.11.17)	60	60	0%	31-Oct-23	29-Dec-23	18-Mar-24	16-May-24	139					
05-4750	External and internal finishes design for the Water Treatment Plant Building (2.11.08)	60	60	0%	31-Oct-23	29-Dec-23	30-Nov-23	28-Jan-24	30					
05-4760	External and internal finishes design for the Administration Building (2.11.19)	60	60	80%	31-Oct-23	29-Dec-23	30-Dec-23	27-Feb-24	60					
05-4770	External and internal finishes design for the IWMF Substation (2.11.20)	90	5	80%	10-Aug-22 A	04-Nov-23	28-Aug-24	01-Sep-24	302					
05-5420	External and internal finishes design for Elevated Driveway	90	29	80%	15-Jun-21 A	28-Nov-23	02-Oct-23	30-Oct-23	-29					
<b>Landscaping Works (2.11.21)</b>		<b>152</b>	<b>3</b>		<b>11-Jul-22 A</b>	<b>02-Nov-23</b>	<b>07-Jul-23</b>	<b>09-Jul-23</b>	<b>-116</b>					
05-4780	Landscape Masterplan & Landscape Design for Water Feature (2.11.19.01)	105	3	80%	26-Jan-23 A	02-Nov-23	07-Jul-23	09-Jul-23	-116					
05-4780-3(6C)	Landscape Architectural Design for MT Plant Building and Water Treatment Plant Building (2.11.07.08)	75	3	80%	08-Mar-23 A	02-Nov-23	07-Jul-23	09-Jul-23	-116					
05-4780-4(6C)	Landscape Architectural Design for Administration Building (2.11.07.09)	105	3	80%	12-Jan-23 A	02-Nov-23	07-Jul-23	09-Jul-23	-116					
05-4780-5(6C)	Landscape Architectural Design for IWMF Substation 2.11.07.10)	105	3	80%	11-Jul-22 A	02-Nov-23	07-Jul-23	09-Jul-23	-116					

■ Actual Work      ■ Critical Remaining Work      ◆ Actrual Milestone  
■ Remaining Work      ◆ Milestone      ◆ Critical Milestone

Activity ID	Activity Name	Original Duration	Remaining Duration	Activity % Complete	Current Start	Current Finish	Late Start	Late Finish	Total Float	M71 Remarks	2023			
											Oct 71	Nov 72	Dec 73	2024 Jan 74
05-4780-6(6C)	Landscape Architectural Design for Process Building (2.11.07.11)	105	3	80%	10-Aug-22 A	02-Nov-23	07-Jul-23	09-Jul-23	-116					
<b>Facade Structural Design</b>														
05-8010(M45)	IWMF Substation	90	7	80%	11-Jul-22 A	06-Nov-23	24-Sep-23	30-Sep-23	-37					
05-8020(6D)	Process Building & Wastewater Treatment Plant (2.6.14.01)	90	29	75%	07-Apr-22 A	28-Nov-23	09-Apr-24	07-May-24	161					
05-8040(6D)	Reception Pavilion (2.3.14.07.01)	90	90	0%	30-Nov-23	27-Feb-24	28-May-24	25-Aug-24	180					
05-8050(6D)	Mechanical Treatment Plant & Desalination Plant Building (2.4.14.01)	90	90	0%	30-Nov-23	27-Feb-24	11-Oct-23	08-Jan-24	-50					
05-8060(6D)	Administration Building and Viewing Gallery (2.7.12.01)	60	60	0%	07-Dec-23*	04-Feb-24	26-Sep-23	24-Nov-23	-72					
05-8070(6D)	Turbine Hall Building	90	59	75%	12-May-23 A	28-Dec-23	24-Mar-24	21-May-24	145					
05-8080(6D)	Elevated Driveway and Associated Structures	90	59	20%	05-May-23 A	28-Dec-23	24-May-24	21-Jul-24	206					
05-8090(6D)	Sky Deck near Administration Building Structural Design	90	90	0%	29-Dec-23	27-Mar-24	15-Feb-24	14-May-24	48					
<b>DDA Testing and Commissioning (2.12)</b>														
05-4810-1(5a)	Factory Acceptance Testing plan (2.12.09.02-07) (8 Packages)	90	31	80%	23-Apr-19 A	30-Nov-23	02-Aug-23	01-Sep-23	-90					
05-4810-2(M55)	FAT of DCS - Software SIL FAT Plant for Process Island (2.12.09.03.01)	105	10	80%	19-May-22 A	09-Nov-23	27-Jan-24	05-Feb-24	88					
05-4820	Site Acceptance Testing plan (2.12.10)	90	90	0%	29-Jan-24	27-Apr-24	02-Sep-23	30-Nov-23	-149					
05-4830	System commissioning plan (2.12.11)	90	90	0%	29-Jan-24	27-Apr-24	18-Jun-24	15-Sep-24	141					
<b>DDA Transportation Facilities for the Operation (2.13)</b>														
05-4850	Design of vehicles for MSW and Ash and Residues delivery (2.13.05)	240	240	0%	15-Nov-23*	11-Jul-24	03-Dec-23	29-Jul-24	18					
05-4860	Design of marine vessels for the use of the Employer and visitors (2.13.06)	240	195	80%	30-Jun-23 A	12-May-24	21-Mar-25	01-Oct-25	507					
<b>DDA Miscellaneous Works (2.14)</b>														
05-4880	Design of visitors and environmental education facilities (2.14.06)	241	241	0%	30-Nov-23*	27-Jul-24	09-May-24	04-Jan-25	161					
<b>DDA Miscellaneous Detailing (2.15)</b>														
05-4890	Covered walkway at passenger berth (2.15.06)	90	90	0%	31-Oct-23	28-Jan-24	11-Dec-23	30-Nov-24	307					
05-4900	Gatehouses (2.15.07)	60	60	0%	31-Oct-23	29-Dec-23	03-Aug-24	01-Oct-24	277					
05-4910	Weighbridge office (2.15.08)	62	62	0%	31-Oct-23	31-Dec-23	11-Dec-23	10-Feb-24	41					
<b>DDA Auxiliary Plant Systems (2.16)</b>														
05-4920	Maintenance workshops (2.16.04)	0	0	0%	29-Jan-24	29-Jan-24	12-Jan-24	12-Jan-24	-16					
05-4930	Vehicle Fuel Filling Station (2.16.05)	90	90	0%	29-Jan-24	27-Apr-24	22-Dec-23	20-Mar-24	-38					
05-4940	Stores systems (2.16.06)	90	90	0%	29-Jan-24	27-Apr-24	29-Jan-24	27-Apr-24	0					
05-4940-1(5a)	IWMF Laboratory (2.16.08)	90	38	80%	11-Nov-22 A	07-Dec-23	21-Mar-24	27-Apr-24	142					
05-4940-2(5a)	Hoisting systems (2.16.10)	90	26	80%	24-May-23 A	25-Nov-23	02-Apr-24	27-Apr-24	154					
05-4940-3(6E)	EOTC System (2.16.11)	90	31	80%	26-Apr-22 A	30-Nov-23	30-Sep-23	30-Oct-23	-31					
<b>DDA O&amp;M Packages</b>														
05-8070(6E)	Warehouse (O&M Scope)	211	211	0%	30-Dec-23*	27-Jul-24	08-Jun-24	04-Jan-25	161					
05-8080(6E)	Workshop (O&M Scope)	180	180	0%	31-Dec-23	27-Jun-24	09-Jul-24	04-Jan-25	191					
05-8090(6E)	Ash & Residues Container (O&M Scope)	180	180	0%	15-Dec-23	11-Jun-24	09-Jul-24	04-Jan-25	207					
05-8100(6E)	Bicar Debaggng Station (O&M Scope)	181	181	0%	24-Jan-24*	22-Jul-24	08-Jul-24	04-Jan-25	166					
05-8110(6E)	Other Mobile Plants (O&M Scope)	180	180	0%	15-Jan-24	12-Jul-24	09-Jul-24	04-Jan-25	176					
<b>Procurement of Major Equipment</b>														
<b>Off-site Fabrication of Incineration Modules</b>														
<b>Fabrication of Module (TPU)</b>														
<b>PFab 1- Line 1</b>														
<b>E&amp;I Installation (On-site Installation)</b>														
<b>Electrical</b>														
06-TPU-1-1280	PFab 1-Line 1 - Electrical Cable Pulling and Termination	180	180	0%	31-Oct-23	27-Apr-24	30-Oct-23	30-Apr-24	3					
06-TPU-1-1290	PFab 1-Line 1 - Electrical Equipment Installation	180	122	32.22%	04-Aug-23 A	29-Feb-24	30-Oct-23	28-Feb-24	-1					
<b>Instrument</b>														
06-TPU-1-1310	PFab 1-Line 1 - Instrument Cable Pulling and Termination	180	180	0%	02-Nov-23	29-Apr-24	03-Nov-23	30-Apr-24	1					
06-TPU-1-1320	PFab 1-Line 1 - Instrument Equipment Installation	180	101	43.89%	25-Nov-22 A	08-Feb-24	01-Nov-23	09-Feb-24	1					
06-TPU-1-1330	PFab 1-Line 1 - Instrument Tubing Installation	180	180	0%	31-Oct-23	27-Apr-24	01-Nov-23	28-Apr-24	1					
<b>Insulation</b>														
06-TPU-1-1020	PFab 1-Line 1 - Insulation	698	201	71.2%	23-May-22 A	18-May-24*	31-Oct-23	18-May-24	0					
<b>Precommissioning</b>														
06-TPU-1-1030	PFab 1-Line 1 - Pre-commissioning	146	146	0%	06-Jan-24	30-May-24*	06-Jan-24	30-May-24	0					
<b>PFab 1- Line 2</b>														
<b>E&amp;I Installation (On-site Installation)</b>														
<b>Electrical</b>														
06-TPU-2-1270	PFab 1-Line 2 - Electrical Cable Pulling and Termination	180	180	0%	08-Nov-23	05-May-24	07-Nov-23	04-May-24	-1					
06-TPU-2-1280	PFab 1-Line 2 - Electrical Equipment Installation	180	180	0%	31-Oct-23*	27-Apr-24	30-Oct-23	26-Apr-24	-1					
<b>Instrument</b>														
06-TPU-2-1300	PFab 1-Line 2 - Instrument Cable Pulling and Termination	180	180	0%	08-Nov-23	05-May-24*	07-Nov-23	04-May-24	-1					
06-TPU-2-1310	PFab 1-Line 2 - Instrument Equipment Installation	180	180	0%	31-Oct-23	27-Apr-24	30-Oct-23	26-Apr-24	-1					
06-TPU-2-1320	PFab 1-Line 2 - Instrument Tubing Installation	180	180	0%	31-Oct-23	27-Apr-24	30-Oct-23	26-Apr-24	-1					
<b>Insulation</b>														
06-TPU-2-1010	PFab 1-Line 2 - Insulation	698	200	71.35%	22-May-22 A	17-May-24*	31-Oct-23	17-May-24	0					
<b>PFab 1- Line 3</b>														
<b>E&amp;I Installation</b>														
<b>Electrical</b>														
06-TPU-3-1270	PFab 1-Line 3 - Electrical Cable Pulling and Termination	180	180	0%	21-Nov-23	18-May-24*	20-Nov-23	17-May-24	-1					
06-TPU-3-1280	PFab 1-Line 3 - Electrical Equipment Installation	180	180	0%	31-Oct-23	27-Apr-24	30-Oct-23	26-Apr-24	-1					
<b>Instrument</b>														
06-TPU-3-1300	PFab 1-Line 3 - Instrument Cable Pulling and Termination	180	180	0%	21-Nov-23	18-May-24*	20-Nov-23	17-May-24	-1					
06-TPU-3-1310	PFab 1-Line 3 - Instrument Equipment Installation	180	180	0%	31-Oct-23	27-Apr-24	30-Oct-23	26-Apr-24	-1					
06-TPU-3-1320	PFab 1-Line 3 - Instrument Tubing Installation	180	180	0%	31-Oct-23	27-Apr-24	30-Oct-23	26-Apr-24	-1					
<b>Insulation</b>														
06-TPU-3-1010	PFab 1-Line 3 - Insulation	769	303	60.6%	23-May-22 A	28-Aug-24	31-Oct-23	28-Aug-24	0					

Activity ID	Activity Name	Original Duration	Remaining Duration	Activity % Complete	Current Start	Current Finish	Late Start	Late Finish	Total Float	M/71 Remarks	2023			
											Oct 71	Nov 72	Dec 73	2024 Jan 74
<b>PFab 1- Line 4</b>														
<b>E&amp;I Installation</b>														
<b>Electrical</b>														
06-TPU-4-1270	PFab 1-Line 4 - Electrical Cable Pulling and Termination	180	180	0%	14-Nov-23	11-May-24*	13-Nov-23	10-May-24	-1					
06-TPU-4-1280	PFab 1-Line 4 - Electrical Equipment Installation	180	180	0%	31-Oct-23	27-Apr-24	30-Oct-23	26-Apr-24	-1					
<b>Instrument</b>														
06-TPU-4-1300	PFab 1-Line 4 - Instrument Cable Pulling and Termination	180	180	0%	14-Nov-23	11-May-24*	13-Nov-23	10-May-24	-1					
06-TPU-4-1310	PFab 1-Line 4 - Instrument Equipment Installation	180	180	0%	31-Oct-23	27-Apr-24	30-Oct-23	26-Apr-24	-1					
06-TPU-4-1320	PFab 1-Line 4 - Instrument Tubing Installation	180	180	0%	31-Oct-23	27-Apr-24	30-Oct-23	26-Apr-24	-1					
<b>Insulation</b>														
06-TPU-4-1010	PFab 1-Line 4 - Insulation	767	303	60.5%	25-May-22 A	28-Aug-24	31-Oct-23	28-Aug-24	0					
<b>PFab 1- Line 5</b>														
<b>Mechanical Erection</b>														
06-TPU-5-1040	PFab 1-Line 5 - Mechanical Installation - 1st Floor (Below EL20.47m) (Including Combustion Grate)	80	2	97.5%	02-Mar-22 A	01-Nov-23	13-Jun-23	14-Jun-23	-140					
06-TPU-5-1060	PFab 1-Line 5 - Mechanical Installation - 3rd Floor (EL26.72m-EL37.72m) (Including Boiler Ash Transport)	80	9	88.75%	03-Mar-23 A	08-Nov-23	06-Jun-23	14-Jun-23	-147					
<b>E&amp;I Installation</b>														
<b>Electrical</b>														
06-TPU-5-1270	PFab 1-Line 5 - Electrical Cable Pulling and Termination	180	180	0%	22-Jan-24	19-Jul-24*	22-Jan-24	19-Jul-24	0					
06-TPU-5-1280	PFab 1-Line 5 - Electrical Equipment Installation	180	180	0%	08-Jan-24	05-Jul-24	03-Jan-24	30-Jun-24	-5					
06-TPU-5-1290	PFab 1-Line 5 - Electrical Heat Tracing Installation (Installation by Yard)	61	9	85.25%	12-Jul-23 A	08-Nov-23	28-May-23	05-Jun-23	-156					
06-TPU-5-1330	PFab 1-Line 5 - MCC room installation (Installation by Yard)	74	9	87.84%	25-Jun-23 A	08-Nov-23	28-May-23	05-Jun-23	-156					
<b>Instrument</b>														
06-TPU-5-1300	PFab 1-Line 5 - Instrument Cable Pulling and Termination	180	180	0%	22-Jan-24	19-Jul-24*	17-Jan-24	14-Jul-24	-5					
06-TPU-5-1310	PFab 1-Line 5 - Instrument Equipment Installation	180	180	0%	08-Jan-24	05-Jul-24	03-Jan-24	30-Jun-24	-5					
06-TPU-5-1320	PFab 1-Line 5 - Instrument Tubing Installation	180	180	0%	08-Jan-24	05-Jul-24	03-Jan-24	30-Jun-24	-5					
<b>Insulation</b>														
06-TPU-5-1010	PFab 1-Line 5 - Insulation	822	368	55.23%	04-Jun-22 A	01-Nov-24	01-Oct-23	02-Oct-24	-30					
<b>Load out &amp; Shipping</b>														
06-TPU-5-1030	PFab 1-Line 5 - Load Out & ready to ship	15	15	0%	09-Nov-23	23-Nov-23	06-Jun-23	20-Jun-23	-156					
<b>Delivery</b>														
06-TPU-5-1340	PFab 1-Line 5 - Delivery	9	9	0%	24-Nov-23	02-Dec-23	21-Jun-23	29-Jun-23	-156					
<b>PFab 1- Line 6</b>														
<b>Mechanical Erection</b>														
06-TPU-6-1180	PFab 1-Line 6 - Mechanical Installation - 3rd Floor (EL26.72m-EL37.72m) (Including Boiler Ash Transport)	80	9	88.75%	19-Aug-22 A	08-Nov-23	28-May-23	05-Jun-23	-156					
<b>E&amp;I Installation</b>														
<b>Electrical</b>														
06-TPU-6-1270	PFab 1-Line 6 - Electrical Cable Pulling and Termination	180	180	0%	01-Jan-24	28-Jun-24*	28-Dec-23	24-Jun-24	-4					
06-TPU-6-1280	PFab 1-Line 6 - Electrical Equipment Installation	180	180	0%	18-Dec-23	14-Jun-24	13-Nov-23	10-May-24	-35					
06-TPU-6-1330	PFab 1-Line 6 - MCC room installation (Installation by Yard)	25	15	40%	25-Jun-23 A	14-Nov-23	28-May-23	11-Jun-23	-156					
<b>Instrument</b>														
06-TPU-6-1300	PFab 1-Line 6 - Instrument Cable Pulling and Termination	180	180	0%	01-Jan-24	28-Jun-24*	27-Nov-23	24-May-24	-35					
06-TPU-6-1310	PFab 1-Line 6 - Instrument Equipment Installation	180	180	0%	18-Dec-23	14-Jun-24	13-Nov-23	10-May-24	-35					
06-TPU-6-1320	PFab 1-Line 6 - Instrument Tubing Installation	180	180	0%	18-Dec-23	14-Jun-24	13-Nov-23	10-May-24	-35					
<b>Insulation</b>														
06-TPU-6-1010	PFab 1-Line 6 - Insulation	761	341	55.19%	08-Jul-22 A	05-Oct-24	01-Oct-23	05-Sep-24	-30					
<b>Delivery</b>														
06-TPU-6-1340	PFab 1-Line 6 - Delivery	14	12	14.29%	29-Oct-23 A	11-Nov-23	28-May-23	08-Jun-23	-156					
<b>Fabrication of Module (FGC)</b>														
<b>PFab 2 - Line 1</b>														
<b>E&amp;I Installation</b>														
<b>Electrical</b>														
06-FGC-1-1250	PFab 2-Line 1 - Electrical Cable Pulling and Termination	120	120	0%	14-Nov-23	12-Mar-24*	13-Nov-23	11-Mar-24	-1					
06-FGC-1-1260	PFab 2-Line 1 - Electrical Equipment Installation	120	120	0%	31-Oct-23*	27-Feb-24	30-Oct-23	26-Feb-24	-1					
<b>Instrument</b>														
06-FGC-1-1280	PFab 2-Line 1 - Instrument Cable Pulling and Termination	120	120	0%	14-Nov-23	12-Mar-24*	13-Nov-23	11-Mar-24	-1					
06-FGC-1-1290	PFab 2-Line 1 - Instrument Equipment Installation	120	120	0%	31-Oct-23	27-Feb-24	30-Oct-23	26-Feb-24	-1					
06-FGC-1-1300	PFab 2-Line 1 - Instrument Tubing Installation	120	120	0%	31-Oct-23	27-Feb-24	30-Oct-23	26-Feb-24	-1					
<b>Insulation</b>														
06-FGC-1-1130	PFab 2-Line 1 - Insulation	666	202	69.67%	25-May-22 A	19-May-24	31-Oct-23	19-May-24	0					
<b>PFab 2 - Line 2</b>														
<b>E&amp;I Installation</b>														
<b>Electrical</b>														
06-FGC-2-1250	PFab 2-Line 2 - Electrical Cable Pulling and Termination	120	120	0%	14-Nov-23	12-Mar-24*	12-Nov-23	11-Mar-24	-1					
06-FGC-2-1260	PFab 2-Line 2 - Electrical Equipment Installation	120	120	0%	31-Oct-23*	27-Feb-24	29-Oct-23	26-Feb-24	-1					
<b>Instrument</b>														
06-FGC-2-1280	PFab 2-Line 2 - Instrument Cable Pulling and Termination	120	120	0%	14-Nov-23	12-Mar-24*	12-Nov-23	11-Mar-24	-1					
06-FGC-2-1290	PFab 2-Line 2 - Instrument Equipment Installation	120	120	0%	31-Oct-23	27-Feb-24	29-Oct-23	26-Feb-24	-1					
06-FGC-2-1300	PFab 2-Line 2 - Instrument Tubing Installation	120	120	0%	31-Oct-23	27-Feb-24	29-Oct-23	26-Feb-24	-1					
<b>Insulation</b>														
06-FGC-2-1010	PFab 2-Line 2 - Insulation	405	202	50.12%	10-Feb-23 A	19-May-24*	31-Oct-23	19-May-24	0					
<b>PFab 2 - Line 3</b>														
<b>E&amp;I Installation</b>														
<b>Electrical</b>														
06-FGC-3-1250	PFab 2-Line 3 - Electrical Cable Pulling and Termination	120	120	0%	08-Dec-23	05-Apr-24*	08-Dec-23	05-Apr-24	0					
06-FGC-3-1260	PFab 2-Line 3 - Electrical Equipment Installation	120	120	0%	23-Nov-23	21-Mar-24	24-Nov-23	22-Mar-24	1					
<b>Instrument</b>														
06-FGC-3-1280	PFab 2-Line 3 - Instrument Cable Pulling and Termination	120	120	0%	08-Dec-23	05-Apr-24*	08-Dec-23	05-Apr-24	0					

Activity ID	Activity Name	Original Duration	Remaining Duration	Activity % Complete	Current Start	Current Finish	Late Start	Late Finish	Total Float	M71 Remarks	2023			
											Oct 71	Nov 72	Dec 73	Jan 74
06-FGC-3-1290	PFab 2-Line 3 - Instrument Equipment Installation	120	120	0%	23-Nov-23	21-Mar-24	24-Nov-23	22-Mar-24	1					
06-FGC-3-1300	PFab 2-Line 3 - Instrument Tubing Installation	120	120	0%	23-Nov-23	21-Mar-24	24-Nov-23	22-Mar-24	1					
<b>PFab 2 - Line 4</b>		<b>134</b>	<b>134</b>	<b>26-Nov-23</b>	<b>07-Apr-24</b>	<b>26-Nov-23</b>	<b>07-Apr-24</b>	<b>0</b>						
<b>E&amp;I Installation</b>		<b>134</b>	<b>134</b>	<b>26-Nov-23</b>	<b>07-Apr-24</b>	<b>26-Nov-23</b>	<b>07-Apr-24</b>	<b>0</b>						
<b>Electrical</b>		<b>134</b>	<b>134</b>	<b>26-Nov-23</b>	<b>07-Apr-24</b>	<b>26-Nov-23</b>	<b>07-Apr-24</b>	<b>0</b>						
06-FGC-4-1250	PFab 2-Line 4 - Electrical Cable Pulling and Termination	120	120	0%	10-Dec-23	07-Apr-24*	10-Dec-23	07-Apr-24	0					
06-FGC-4-1260	PFab 2-Line 4 - Electrical Equipment Installation	120	120	0%	26-Nov-23	24-Mar-24	26-Nov-23	24-Mar-24	0					
<b>Instrument</b>		<b>134</b>	<b>134</b>	<b>26-Nov-23</b>	<b>07-Apr-24</b>	<b>26-Nov-23</b>	<b>07-Apr-24</b>	<b>0</b>						
06-FGC-4-1280	PFab 2-Line 4 - Instrument Cable Pulling and Termination	120	120	0%	10-Dec-23	07-Apr-24*	10-Dec-23	07-Apr-24	0					
06-FGC-4-1290	PFab 2-Line 4 - Instrument Equipment Installation	120	120	0%	26-Nov-23	24-Mar-24	26-Nov-23	24-Mar-24	0					
06-FGC-4-1300	PFab 2-Line 4 - Instrument Tubing Installation	120	120	0%	26-Nov-23	24-Mar-24	26-Nov-23	24-Mar-24	0					
<b>PFab 2 - Line 5</b>		<b>982</b>	<b>308</b>	<b>21-Jan-22 A</b>	<b>02-Sep-24</b>	<b>06-Aug-23</b>	<b>02-Sep-24</b>	<b>0</b>						
<b>Mechanical Erection</b>		<b>277</b>	<b>43</b>	<b>21-Jan-22 A</b>	<b>12-Dec-23</b>	<b>31-Aug-23</b>	<b>12-Oct-23</b>	<b>-61</b>						
06-FGC-5-1000	PFab 2-Line 5 - 1st Floor (Below EL12.47m) (Including Silencer ID fan)	60	43	90.47%	21-Jan-22 A	12-Dec-23	31-Aug-23	12-Oct-23	-61					
06-FGC-5-1020	PFab 2-Line 5 - 3rd Floor (EL23.47- EL34.47m) (Including Ash and residue to solidification)	60	43	85.26%	19-Sep-22 A	12-Dec-23	31-Aug-23	12-Oct-23	-61					
<b>E&amp;I Installation</b>		<b>25</b>	<b>25</b>	<b>11-Aug-23 A</b>	<b>24-Nov-23</b>	<b>06-Aug-23</b>	<b>30-Aug-23</b>	<b>-86</b>						
<b>Electrical</b>		<b>25</b>	<b>25</b>	<b>11-Aug-23 A</b>	<b>24-Nov-23</b>	<b>06-Aug-23</b>	<b>30-Aug-23</b>	<b>-86</b>						
06-FGC-5-1310	PFab 2-Line 5 - MCC room installation (Installation by Yard)	25	25	66.67%	11-Aug-23 A	24-Nov-23	06-Aug-23	30-Aug-23	-86					
<b>Insulation</b>		<b>736</b>	<b>308</b>	<b>30-Jun-22 A</b>	<b>02-Sep-24</b>	<b>31-Oct-23</b>	<b>02-Sep-24</b>	<b>0</b>						
06-FGC-5-1200	PFab 2-Line 5 - Insulation	736	308	58.15%	30-Jun-22 A	02-Sep-24*	31-Oct-23	02-Sep-24	0					
<b>Load out &amp; Shipping</b>		<b>15</b>	<b>15</b>	<b>15-Dec-23</b>	<b>29-Dec-23</b>	<b>31-Aug-23</b>	<b>14-Sep-23</b>	<b>-106</b>						
06-FGC-5-1220	PFab 2-Line 5 - Load Out & ready to ship	15	15	0%	15-Dec-23*	29-Dec-23	31-Aug-23	14-Sep-23	-106					
<b>Delivery</b>		<b>10</b>	<b>10</b>	<b>30-Dec-23</b>	<b>08-Jan-24</b>	<b>15-Sep-23</b>	<b>24-Sep-23</b>	<b>-106</b>						
06-FGC-5-1320	PFab 2-Line 5 - Delivery	10	10	0%	30-Dec-23	08-Jan-24	15-Sep-23	24-Sep-23	-106					
<b>PFab 2 - Line 6</b>		<b>806</b>	<b>205</b>	<b>21-Jan-22 A</b>	<b>22-May-24</b>	<b>20-Jul-23</b>	<b>22-May-24</b>	<b>0</b>						
<b>Mechanical Erection</b>		<b>273</b>	<b>44</b>	<b>21-Jan-22 A</b>	<b>13-Dec-23</b>	<b>20-Jul-23</b>	<b>01-Sep-23</b>	<b>-103</b>						
06-FGC-6-1170	PFab 2-Line 6 - 1st Floor (Below EL12.47m) (Including Silencer ID fan)	60	44	90.34%	21-Jan-22 A	13-Dec-23	20-Jul-23	01-Sep-23	-103					
06-FGC-6-1180	PFab 2-Line 6 - 2nd Floor (EL12.47- EL23.47m) (Including Dosing system bicar)	60	44	87.52%	24-Jun-22 A	13-Dec-23	20-Jul-23	01-Sep-23	-103					
06-FGC-6-1190	PFab 2-Line 6 - 3rd Floor (EL23.47- EL34.47m) (Including Ash and residue to solidification)	60	44	85.43%	08-Sep-22 A	13-Dec-23	20-Jul-23	01-Sep-23	-103					
<b>E&amp;I Installation</b>		<b>137</b>	<b>44</b>	<b>15-Jun-23 A</b>	<b>13-Dec-23</b>	<b>20-Jul-23</b>	<b>01-Sep-23</b>	<b>-103</b>						
06-FGC-6-1240	PFab 2-Line 6 - E&I Support Installation	45	44	61.85%	15-Jun-23 A	13-Dec-23	20-Jul-23	01-Sep-23	-103					
06-FGC-6-1250	PFab 2-Line 6 - E&I Cable Ladder Erection	45	44	31.96%	30-Aug-23 A	13-Dec-23	20-Jul-23	01-Sep-23	-103					
<b>Electrical</b>		<b>26</b>	<b>44</b>	<b>11-Sep-23 A</b>	<b>13-Dec-23</b>	<b>20-Jul-23</b>	<b>01-Sep-23</b>	<b>-103</b>						
06-FGC-6-1280	PFab 2-Line 6 - Electrical Heat Tracing Installation (Installation by Yard)	26	44	22.35%	11-Sep-23 A	13-Dec-23	20-Jul-23	01-Sep-23	-103					
06-FGC-6-1320	PFab 2-Line 6 - MCC room installation (Installation by Yard)	25	44	21.43%	12-Sep-23 A	13-Dec-23	20-Jul-23	01-Sep-23	-103					
<b>Insulation</b>		<b>133</b>	<b>133</b>	<b>11-Jan-24</b>	<b>22-May-24</b>	<b>11-Jan-24</b>	<b>22-May-24</b>	<b>0</b>						
06-FGC-6-1020	PFab 2-Line 6 - Insulation	133	133	0%	11-Jan-24	22-May-24*	11-Jan-24	22-May-24	0					
<b>Load out &amp; Shipping</b>		<b>20</b>	<b>20</b>	<b>14-Dec-23</b>	<b>02-Jan-24</b>	<b>02-Sep-23</b>	<b>21-Sep-23</b>	<b>-103</b>						
06-FGC-6-1040	PFab 2-Line 6 - Load Out & ready to ship	20	20	0%	14-Dec-23*	02-Jan-24	02-Sep-23	21-Sep-23	-103					
<b>Delivery</b>		<b>10</b>	<b>10</b>	<b>03-Jan-24</b>	<b>12-Jan-24</b>	<b>22-Sep-23</b>	<b>01-Oct-23</b>	<b>-103</b>						
06-FGC-6-1330	PFab 2-Line 6 - Delivery	10	10	0%	03-Jan-24	12-Jan-24	22-Sep-23	01-Oct-23	-103					
<b>Fabrication of Mega Steel Structure</b>		<b>30</b>	<b>24</b>	<b>17-Apr-23 A</b>	<b>23-Nov-23</b>	<b>23-Oct-23</b>	<b>15-Nov-23</b>	<b>-8</b>						
<b>Fabrication of Steel Structure</b>		<b>30</b>	<b>24</b>	<b>17-Apr-23 A</b>	<b>23-Nov-23</b>	<b>23-Oct-23</b>	<b>15-Nov-23</b>	<b>-8</b>						
16-8560 (6E)	Fabrication of Steel Structure (FM3) & Delivery	30	24	20%	17-Apr-23 A	23-Nov-23	23-Oct-23	15-Nov-23	-8					
<b>Off-site Fabrication of Turbine Modules</b>		<b>584</b>	<b>131</b>	<b>06-Jan-23 A</b>	<b>09-Mar-24</b>	<b>28-May-23</b>	<b>05-Oct-23</b>	<b>-156</b>						
<b>Fabrication of Module (Power Island)</b>		<b>584</b>	<b>131</b>	<b>06-Jan-23 A</b>	<b>09-Mar-24</b>	<b>28-May-23</b>	<b>05-Oct-23</b>	<b>-156</b>						
<b>Turbine Module 1</b>		<b>377</b>	<b>42</b>	<b>06-Jan-23 A</b>	<b>11-Dec-23</b>	<b>10-Jul-23</b>	<b>20-Aug-23</b>	<b>-113</b>						
06-4040-1(M55)	Turbine Module 1 - TBS Tower 1 Erection & Installation	45	22	51.11%	06-Jan-23 A	21-Nov-23	10-Jul-23	31-Jul-23	-113					
06-4080(6)	Turbine Module 1 - Delivery	11	11	0%	01-Dec-23*	11-Dec-23	10-Aug-23	20-Aug-23	-113					
<b>Turbine Module 2</b>		<b>274</b>	<b>131</b>	<b>01-Mar-23 A</b>	<b>09-Mar-24</b>	<b>28-May-23</b>	<b>05-Oct-23</b>	<b>-156</b>						
06-4240-1(M55)	Turbine Module 2 - TBS Tower 2 Erection & Installation	274	85	68.98%	01-Mar-23 A	23-Jan-24	28-May-23	20-Aug-23	-156					
06-4280(6)	Turbine Module 2 - Delivery	46	46	0%	24-Jan-24	09-Mar-24	21-Aug-23	05-Oct-23	-156					
<b>Turbine Module 3</b>		<b>168</b>	<b>93</b>	<b>15-Jun-23 A</b>	<b>31-Jan-24</b>	<b>29-Jun-23</b>	<b>29-Sep-23</b>	<b>-124</b>						
06-4440-1(M55)	Turbine Module 3 - TBS Tower 3 Erection & Installation	168	93	44.64%	15-Jun-23 A	31-Jan-24	29-Jun-23	29-Sep-23	-124					
<b>Procurement for ACC Units</b>		<b>656</b>	<b>46</b>	<b>28-Feb-22 A</b>	<b>15-Dec-23</b>	<b>23-Aug-23</b>	<b>06-Feb-24</b>	<b>53</b>						
06-1120-1	Off-site Fabrication of ACC-2 Units	178	9	94.94%	28-Feb-22 A	08-Nov-23	23-Aug-23	31-Aug-23	-69					
06-1120-2	Off-site Fabrication of ACC-3 Units	178	9	94.94%	28-Feb-22 A	08-Nov-23	22-Oct-23	30-Oct-23	-9					
06-1140	Factory Acceptance Test (FAT) for ACC-2	16	16	0%	09-Nov-23	24-Nov-23	01-Sep-23	16-Sep-23	-69					
06-1150	Factory Acceptance Test (FAT) for ACC-3	16	16	0%	09-Nov-23	24-Nov-23	31-Oct-23	15-Nov-23	-9					
06-1160	Delivery to Site ACC-1	11	11	0%	01-Nov-23	11-Nov-23	27-Jan-24	06-Feb-24	87					
06-1170	Delivery to Site ACC-2	21	21	0%	25-Nov-23	15-Dec-23	17-Sep-23	07-Oct-23	-69					
06-1190	Delivery to Site ACC-3	21	21	0%	25-Nov-23	15-Dec-23	16-Nov-23	06-Dec-23	-9					
<b>Procurement for CCCW Building Equipment</b>		<b>608</b>	<b>59</b>	<b>01-Mar-22 A</b>	<b>28-Dec-23</b>	<b>04-Nov-23</b>	<b>01-Jan-24</b>	<b>4</b>						
06-1410(1)	Material Procurement & Equipment Manufacture	300	36	88%	01-Mar-22 A	05-Dec-23	04-Nov-23	09-Dec-23	4					
06-1420(1)	Factory Acceptance Test (FAT)	8	8	0%	06-Dec-23	13-Dec-23	10-Dec-23	17-Dec-23	4					
06-1420-1(1)	Delivery to Site	15	15	0%	14-Dec-23	28-Dec-23	18-Dec-23	01-Jan-24	4					
<b>Procurement for Mechanical Treatment Plant Building Plant Equipment</b>		<b>640</b>	<b>152</b>	<b>30-Jun-22 A</b>	<b>30-Mar-24</b>	<b>26-Dec-23</b>	<b>25-May-24</b>	<b>56</b>						
06-1150-1(1)	Mechanical Equipment Material Submission and Approval	180	32	82.22%	30-Jun-22 A	01-Dec-23	26-Dec-23	26-Jan-24	56					
06-1150-2(1)	Pipe Material Submission and Approval	180	32	82.22%	30-Jun-22 A	01-Dec-23	26-Dec-23	26-Jan-24	56					
06-1150-3(1)	Electrical and Instrumentation Material Submission and Approval	180	32	82.22%	30-Jun-22 A	01-Dec-23	26-Dec-23	26-Jan-24	56					
06-1160-1(1)	Mechanical Equipment Procurement (Incl. FAT)	217	32	85.25%	30-Jun-22 A	01-Dec-23	26-Dec-23	26-Jan-24	56					
06-1160-2(1)	Pipe Material Procurement (Incl. FAT)	180	32	82.22%	30-Jun-22 A	01-Dec-23	26-Dec-23	26-Jan-24	56					
06-1160-3(1)	Electrical and Instrumentation Material Procurement (Incl. FAT)	180	32	82.22%	08-Dec-22 A	01-Dec-23	26-Dec-23	26-Jan-24	56					
06-1180	Delivery to Site	61	61	0%	30-Jan-24	30-Mar-24	26-Mar-24	25-May-24	56					

Activity ID	Activity Name	Original Duration	Remaining Duration	Activity % Complete	Current Start	Current Finish	Late Start	Late Finish	Total Float	M71 Remarks	2023			
											Oct 71	Nov 72	Dec 73	2024 Jan 74
<b>Procurement for Wastewater Treatment Plant Equipment</b>		363	61		01-Sep-22 A	30-Dec-23	04-Dec-23	02-Feb-24	34					
06-1200-1(1)	Mechanical Equipment Procurement (Incl. FAT)	210	30	85.71%	01-Sep-22 A	29-Nov-23	04-Dec-23	02-Jan-24	34					
06-1200-2(1)	Pipe Material Procurement (Incl. FAT)	210	30	85.71%	01-Sep-22 A	29-Nov-23	04-Dec-23	02-Jan-24	34					
06-1200-3(1)	Electrical and Instrumentation Material Procurement (Incl. FAT)	210	30	85.71%	01-Sep-22 A	29-Nov-23	05-Dec-23	03-Jan-24	35					
06-1220	Delivery to Site	31	31	0%	30-Nov-23	30-Dec-23	03-Jan-24	02-Feb-24	34					
<b>Procurement for Desal &amp; Demin Plant Equipment</b>		576	124		21-Apr-22 A	02-Mar-24	29-Jan-24	26-Jun-24	116					
06-1240-1(1)	Mechanical Equipment Procurement (Incl. FAT)	576	61	89.41%	01-Jun-22 A	30-Dec-23	27-Apr-24	26-Jun-24	179					
06-1240-2(1)	Pipe Material Procurement (Incl. FAT)	150	31	79.33%	01-Sep-22 A	30-Nov-23	02-Apr-24	02-May-24	154					
06-1240-3(1)	Electrical and Instrumentation Material Procurement (Incl. FAT)	60	31	48.33%	01-Sep-22 A	30-Nov-23	02-Apr-24	02-May-24	154					
06-1260	Delivery to Site	55	55	0%	01-Dec-23	24-Jan-24	03-May-24	26-Jun-24	154	Update OD				
06-1260-1(M55)	WTP chemical storage tank Material Submission and Approval	120	30	75%	21-Apr-22 A	03-Dec-23	29-Jan-24	27-Feb-24	86					
06-1260-2(M55)	WTP chemical storage tank Procurement (Incl. FAT)	180	30	83.33%	22-Apr-22 A	02-Jan-24	28-Feb-24	28-Mar-24	86					
06-1260-3(M55)	Chemical storage tank delivery to Site	60	60	0%	03-Jan-24	02-Mar-24	29-Mar-24	27-May-24	86					
<b>Procurement for HV Transformers and Associated Equipment</b>		668	150		31-May-22 A	28-Mar-24	03-Sep-23	15-Mar-24	-13					
<b>Procurement of Transformers &amp; EDG</b>		150	150		31-Oct-23	28-Mar-24	18-Oct-23	15-Mar-24	-13					
06-1290(1)	Factory Acceptance Test (FAT)	120	120	0%	31-Oct-23	27-Feb-24	18-Oct-23	14-Feb-24	-13					
06-1300	Delivery to Site	60	60	0%	29-Jan-24	28-Mar-24	16-Jan-24	15-Mar-24	-13					
<b>Procurement of Switchboard/Panels and Cables</b>		608	90		31-May-22 A	28-Jan-24	03-Sep-23	01-Dec-23	-58					
06-2090(1)	Material Submission and Approval	60	6	90%	31-May-22 A	05-Nov-23	03-Sep-23	08-Sep-23	-58					
06-2100(1)	Material & Equipment Procurement	240	30	87.5%	31-May-22 A	29-Nov-23	03-Sep-23	02-Oct-23	-58					
06-2110(1)	Factory Acceptance Test (FAT)	60	60	0%	31-Oct-23	29-Dec-23	03-Sep-23	01-Nov-23	-58					
06-2120(1)	Delivery to Site	60	60	0%	30-Nov-23	28-Jan-24	03-Oct-23	01-Dec-23	-58					
<b>Procurement for Control SCADA Systems</b>		639	121		08-Jun-22 A	28-Feb-24	08-Dec-23	06-Apr-24	38					
06-1320	Material & Equipment Procurement & Assmly	140	30	78.57%	08-Jun-22 A	29-Nov-23	08-Dec-23	06-Jan-24	38					
06-1330	Factory Acceptance Test (FAT)	30	30	0%	30-Nov-23	29-Dec-23	07-Jan-24	05-Feb-24	38	Update OD				
06-1340	Delivery to Site	61	61	0%	30-Dec-23	28-Feb-24	06-Feb-24	06-Apr-24	38					
<b>Procurement for Onshore Crane at Berth</b>		575	302		04-Dec-22 A	27-Aug-24	11-Nov-23	07-Sep-24	11					
06-1350	Supplier Submission and Approval	60	2	96.67%	04-Dec-22 A	01-Nov-23	11-Nov-23	12-Nov-23	11					
06-1360	Material & Equipment Procurement	300	300	0%	02-Nov-23	27-Aug-24	13-Nov-23	07-Sep-24	11					
<b>Procurement and Off-site Fabrication of Pipe Bridges (Incl. Pipings)</b>		196	103		02-Mar-23 A	10-Feb-24	09-Sep-23	22-Jan-24	-19					
<b>Fabrication of Pipe Rack (Prefab.3)</b>		66	103		02-Mar-23 A	10-Feb-24	09-Sep-23	20-Dec-23	-52					
<b>Pipe Rack 3</b>		66	103		02-Mar-23 A	10-Feb-24	09-Sep-23	20-Dec-23	-52					
06-5170(6)	Pre-commissioning (FAT)	31	72	0%	02-Mar-23 A	10-Jan-24	09-Sep-23	19-Nov-23	-52					
06-5190(6)	Load out & ready to ship	31	31	0%	11-Jan-24	10-Feb-24	20-Nov-23	20-Dec-23	-52					
<b>Fabrication of Pipe Bridge B</b>		38	38		09-Nov-23	16-Dec-23	16-Dec-23	22-Jan-24	37					
<b>Pipe bridge B1 &amp; B2 on the Roof of Turbine Hall</b>		38	38		09-Nov-23	16-Dec-23	16-Dec-23	22-Jan-24	37					
06-5390(6D)	Pre-commissioning (FAT)	15	15	0%	09-Nov-23	23-Nov-23	16-Dec-23	30-Dec-23	37					
06-5390-1(6D)	Load out & ready to ship	8	8	0%	24-Nov-23	01-Dec-23	31-Dec-23	07-Jan-24	37					
06-5390-2(6D)	Pipe bridge B1 & B2 on the Roof of Turbine Hall Delivery	15	15	0%	02-Dec-23	16-Dec-23	08-Jan-24	22-Jan-24	37					
<b>Fabrication of Pipe Bridge C</b>		105	47		15-Aug-23 A	16-Dec-23	30-Oct-23	15-Dec-23	-1					
<b>Pipe Bridge C between Turbine Hall &amp; ACC -1</b>		64	24		15-Aug-23 A	23-Nov-23	30-Oct-23	22-Nov-23	-1					
06-5420(6)	Piping installation	40	9	77.5%	15-Aug-23 A	08-Nov-23	30-Oct-23	07-Nov-23	-1					
06-5430(6)	Pipe Bridge C - ACC-1 Pre-commissioning (FAT)	15	15	0%	09-Nov-23	23-Nov-23	08-Nov-23	22-Nov-23	-1					
<b>Pipe Bridge C between Turbine Hall &amp; ACC -2</b>		40	24		15-Aug-23 A	23-Nov-23	30-Oct-23	22-Nov-23	-1					
06-5460(6)	Piping installation	40	9	77.5%	15-Aug-23 A	08-Nov-23	30-Oct-23	07-Nov-23	-1					
06-5470(6)	Pipe Bridge C - ACC-2 Pre-commissioning (FAT)	15	15	0%	09-Nov-23	23-Nov-23	08-Nov-23	22-Nov-23	-1					
<b>Pipe Bridge C between Turbine Hall &amp; ACC -3</b>		105	47		15-Aug-23 A	16-Dec-23	30-Oct-23	15-Dec-23	-1					
06-5500(6)	Piping installation	40	9	77.5%	15-Aug-23 A	08-Nov-23	30-Oct-23	07-Nov-23	-1					
06-5510(6)	Pipe Bridge C - ACC-3 Pre-commissioning (FAT)	15	15	0%	09-Nov-23	23-Nov-23	08-Nov-23	22-Nov-23	-1					
06-5520(6)	ACC-1 to 3 Load out & ready to ship	6	6	0%	24-Nov-23	29-Nov-23	23-Nov-23	28-Nov-23	-1					
06-5530(6)	Pipe Bridge C - ACC1 to 3 Delivery	17	17	0%	30-Nov-23	16-Dec-23	29-Nov-23	15-Dec-23	-1					
<b>Procurement for LV Electrical System for On-site Installation</b>		31	31		30-Nov-23	30-Dec-23	26-Jun-24	26-Jul-24	209					
06-1460	Delivery to Site	31	31	0%	30-Nov-23	30-Dec-23	26-Jun-24	26-Jul-24	209					
<b>Procurement for Ventilation and Odor Treatment System</b>		303	150		04-May-23 A	28-Mar-24	23-Nov-23	20-May-24	53					
06-1470(1)	Material Submission and Approval	30	30	0%	31-Oct-23	29-Nov-23	23-Nov-23	22-Dec-23	23					
06-1480	Material & Equipment Procurement	90	90	0%	30-Nov-23	27-Feb-24	23-Dec-23	21-Mar-24	23					
06-1490	Factory Acceptance Test (FAT)	90	90	0%	30-Dec-23	28-Mar-24	22-Jan-24	20-Apr-24	23					
06-1820(6C)	Material Submission & Equipment Procurement (for IWMF Substation)	60	30	50%	04-May-23 A	29-Nov-23	22-Mar-24	20-Apr-24	143					
06-1820-1(6C)	Delivery to Site	60	60	0%	31-Oct-23	29-Dec-23	22-Mar-24	20-May-24	143					
<b>Procurement for Fire Services System</b>		675	157		31-May-22 A	04-Apr-24	09-Aug-23	31-Jan-24	-64					
06-1510	Material Submission and Approval	30	30	0%	07-Nov-23	06-Dec-23	03-Sep-23	03-Oct-23	-64					
06-1520	Material & Equipment Procurement	90	90	0%	07-Dec-23	05-Mar-24	03-Oct-23	01-Jan-24	-64					
06-1530	Factory Acceptance Test (FAT)	90	90	0%	06-Jan-24	04-Apr-24	02-Nov-23	31-Jan-24	-64					
<b>IWMF Substation</b>		516	10		31-May-22 A	09-Nov-23	09-Aug-23	19-Aug-23	-82					
06-1810(6)	Material Submission & Equipment Procurement (For IWMF Substation)	457	3	99.34%	31-May-22 A	02-Nov-23	09-Aug-23	12-Aug-23	-82					
06-1820(6)	Factory Acceptance Test (FAT)	243	3	98.77%	01-Jan-23 A	02-Nov-23	09-Aug-23	12-Aug-23	-82					
06-1830(6)	Delivery to Site	125	1	99.2%	08-May-23 A	09-Nov-23	18-Aug-23	19-Aug-23	-82					
<b>Procurement for Plumbing System</b>		150	150		31-Oct-23	28-Mar-24	16-Nov-23	26-Jul-24	120					
06-1550	Material Submission and Approval	30	30	0%	30-Nov-23	29-Dec-23	16-Nov-23	15-Dec-23	-14					
06-1560	Material & Equipment Procurement	90	90	0%	30-Dec-23	28-Mar-24	16-Dec-23	14-Mar-24	-14					
06-1570	Factory Acceptance Test (FAT)	90	90	0%	30-Dec-23	28-Mar-24	16-Dec-23	14-Mar-24	-14					
06-1580-1(6C)	Material Submission & Equipment Procurement	120	120	0%	31-Oct-23	27-Feb-24	28-Feb-24	26-Jun-24	120					

Activity ID	Activity Name	Original Duration	Remaining Duration	Activity % Complete	Current Start	Current Finish	Late Start	Late Finish	Total Float	M71 Remarks	2023					
											Oct 71	Nov 72	Dec 73	2024 Jan 74		
06-1580-2(6C)	Delivery to Site	60	60	0%	29-Jan-24	28-Mar-24	28-May-24	26-Jul-24	120							
<b>Procurement for Drainage System</b>																
06-1590	Material Submission and Approval	30	30	0%	31-Oct-23	29-Nov-23	16-Nov-23	15-Dec-23	16							
06-1600	Material & Equipment Procurement	90	90	0%	30-Nov-23	27-Feb-24	16-Dec-23	14-Mar-24	16							
06-1610	Factory Acceptance Test (FAT)	90	90	0%	30-Nov-23	27-Feb-24	16-Dec-23	14-Mar-24	16							
06-1620	Delivery to Site	60	60	0%	29-Jan-24	28-Mar-24	14-Feb-24	13-Apr-24	16							
06-1620-1(6C)	Material Submission & Equipment Procurement (for IWMF Substation)	60	30	50%	19-May-23 A	29-Nov-23	16-Jul-24	15-Aug-24	259							
06-1620-2(6C)	Delivery to Site	30	30	0%	15-Nov-23	14-Dec-23	31-Jul-24	30-Aug-24	259							
06-1620-3(M55)	Material Submission & Equipment Procurement (Caisson 13)	30	30	0%	04-Nov-23	03-Dec-23	20-Feb-24	20-Mar-24	108							
06-1620-4(M55)	Delivery to Site	30	30	0%	19-Nov-23	18-Dec-23	06-Mar-24	04-Apr-24	108							
<b>Procurement for Lighting System</b>																
06-1630	Material Submission and Approval	30	30	0%	31-Oct-23	29-Nov-23	25-Oct-23	24-Nov-23	-5							
06-1640	Material & Equipment Procurement	90	90	0%	31-Oct-23	28-Jan-24	25-Oct-23	23-Jan-24	-5							
06-1650	Factory Acceptance Test (FAT)	90	90	0%	15-Nov-23	12-Feb-24	09-Nov-23	07-Feb-24	-5							
06-1660	Delivery to Site	60	60	0%	30-Dec-23	27-Feb-24	24-Dec-23	22-Feb-24	-5							
<b>Procurement for Security, Surveillance &amp; Communication System</b>																
06-1670	Material Submission and Approval	30	30	0%	30-Dec-23	28-Jan-24	31-Oct-23	29-Nov-23	-60							
06-1680	Material & Equipment Procurement	90	90	0%	29-Jan-24	27-Apr-24	30-Nov-23	27-Feb-24	-60							
<b>Procurement for Cranage Equipment</b>																
<b>Waste Crane</b>																
06-1740	Waste Crane Delivery to Site	11	11	0%	20-Dec-23	30-Dec-23	26-Apr-24	06-May-24	128							
<b>Hoist System</b>																
06-8330(M57)	Monorail Hoist Delivery to Site	30	30	0%	26-Nov-23	25-Dec-23	07-May-24	05-Jun-24	163							
<b>Procurement for Lift and Escalator Systems</b>																
06-1750	Material Submission and Approval	60	60	0%	29-Jan-24	28-Mar-24	30-Nov-23	28-Jan-24	-60							
<b>Procurement for Soft Landscape Materials</b>																
06-1790	Material Submission and Approval	60	60	0%	03-Nov-23	01-Jan-24	10-Jul-23	07-Sep-23	-116							
06-1800	Material Procurement & Nursery	450	450	0%	02-Jan-24	26-Mar-25	08-Sep-23	30-Nov-24	-116							
<b>Procurement for Air Quality Monitoring Station Equipment</b>																
06-2200(1)	Delivery to Site	30	30	0%	03-Nov-23	02-Dec-23	20-Aug-23	18-Sep-23	-75							
<b>Procurement for Weighbridge System</b>																
06-2220(1)	Material & Equipment Procurement	90	31	65.56%	22-Nov-22 A	30-Nov-23	21-Sep-23	21-Oct-23	-40							
06-2230(A)(M70)	Delivery to Site (MECH Equipment)	15	15	0%	15-Nov-23	29-Nov-23	06-Oct-23	20-Oct-23	-40							
<b>Procurement for Pipes and Insulation for on site installations</b>																
06-2260(1)	Material & Equipment Procurement	120	15	87.5%	27-Aug-22 A	14-Nov-23	07-Dec-23	21-Dec-23	37							
06-2270(1)	Delivery to Site	11	11	0%	15-Nov-23	25-Nov-23	22-Dec-23	01-Jan-24	37							
<b>Procurement for Truck Wash System</b>																
06-2290(1)	Material Submission and Approval	60	60	0%	30-Dec-23	27-Feb-24	12-Feb-24	11-Apr-24	44							
<b>Procurement for Building Finishes Materials (Doors, windows and louvers ie...)</b>																
06-8000(6)	Incineration Plant Building - Material Submission, Procurement, FAT and Delivery	90	90	0%	31-Oct-23	28-Jan-24	29-Mar-24	26-Jun-24	150							
06-8010(6)	ACC Equipment Yard - Material Submission, Procurement, FAT and Delivery	300	300	0%	31-Oct-23	25-Aug-24	20-Jul-24	15-May-25	263							
06-8020(6)	Turbine Hall Building - Material Submission, Procurement, FAT and Delivery	90	90	0%	09-Nov-23	06-Feb-24	03-Dec-23	01-Mar-24	24							
06-8030(6)	CCCW Building - Material Submission, Procurement, FAT and Delivery	90	90	0%	31-Oct-23	28-Jan-24	28-Apr-24	26-Jul-24	180							
06-8030(6)10	Chimney - Material Submission, Procurement, FAT and Delivery	200	200	0%	29-Nov-23	15-Jun-24	02-Jan-24	19-Jul-24	34							
06-8030(6)20	Reception Pavilion - Material Submission, Procurement, FAT and Delivery	90	90	0%	29-Jan-24	27-Apr-24	15-Jan-24	13-Apr-24	-14							
06-8030(6)30	MT Plant Building - Material Submission, Procurement, FAT and Delivery	180	180	0%	30-Dec-23	26-Jun-24	29-Jan-24	26-Jul-24	30							
06-8030(6)40	Wastewater Treatment Plant - Material Submission, Procurement, FAT and Delivery	150	150	0%	30-Dec-23	27-May-24	17-May-24	13-Oct-24	139							
06-8030(6)50	Water Treatment Plant Building - Material Submission, Procurement, FAT and Delivery	180	180	0%	30-Dec-23	26-Jun-24	29-Jan-24	26-Jul-24	30							
06-8030(6)60	Administration Building - Material Submission, Procurement, FAT and Delivery	120	120	0%	30-Dec-23	27-Apr-24	28-Feb-24	26-Jun-24	60							
06-8030(6)70	IWMF Substation - Material Submission, Procurement, FAT and Delivery	90	90	0%	05-Nov-23	02-Feb-24	02-Sep-24	30-Nov-24	302							
06-8030(6)80	Elevated Driveway - Material Submission, Procurement, FAT and Delivery	180	180	0%	29-Nov-23	26-May-24	31-Oct-23	27-Apr-24	-29							
<b>Procurement for Curtain Wall Materials</b>																
06-8200(6D)	Material Submission and Approval	60	60	0%	30-Nov-23	28-Jan-24	03-Aug-24	01-Oct-24	247							
06-8210(6D)	Material & Equipment Procurement	120	120	0%	29-Jan-24	27-May-24	02-Oct-24	29-Jan-25	247							
<b>Off-site Precasting of Facade Panels</b>																
06-8040(6D)	Procurement of Precast Concrete Wall Panel Moulding & Fabrication	205	7	96.59%	14-Feb-23 A	06-Nov-23	24-Sep-23	30-Sep-23	-37							
<b>IWMF Substation</b>																
06-8070(6D)	Precasting of Concrete Panels	60	60	0%	07-Nov-23	05-Jan-24	31-Oct-23	29-Dec-23	-7							
06-8080(6D)	Factory Acceptance Test (FAT)	60	60	0%	07-Dec-23	04-Feb-24	21-Mar-24	19-May-24	105							
<b>Elevated Drive Way</b>																
06-8100	Precasting of Concrete Panels	60	60	0%	07-Nov-23	05-Jan-24	23-May-24	21-Jul-24	198							
06-8110	Factory Acceptance Test (FAT)	60	60	0%	07-Dec-23	04-Feb-24	22-Jun-24	20-Aug-24	198							
<b>Turbine Hall</b>																
06-8130	Precasting of Concrete Panels	45	45	0%	07-Nov-23	21-Dec-23	06-Mar-24	19-Apr-24	120							
06-8140	Factory Acceptance Test (FAT)	45	45	0%	07-Dec-23	20-Jan-24	05-Apr-24	19-May-24	120							
06-8150	Delivery to Site	30	30	0%	06-Jan-24	04-Feb-24	05-May-24	03-Jun-24	120							
<b>Process Building</b>																
06-8160	Precasting of Concrete Panels	60	60	0%	07-Nov-23	05-Jan-24	03-Mar-24	01-May-24	117							
06-8170	Factory Acceptance Test (FAT)	60	60	0%	22-Nov-23	20-Jan-24	18-Mar-24	16-May-24	117							
06-8180	Delivery to Site	30	30	0%	06-Jan-24	04-Feb-24	02-May-24	31-May-24	117							
<b>Chimney</b>																
06-8280	Steel Claddings	210	210	0%	07-Nov-23	03-Jun-24	01-Oct-23	27-Apr-24	-37							



Activity ID	Activity Name	Original Duration	Remaining Duration	Activity % Complete	Current Start	Current Finish	Late Start	Late Finish	Total Float	M71 Remarks	2023			
											Oct 71	Nov 72	Dec 73	Jan 74
<b>Procurement for IWMF Equipments for BS Works</b>														
06-8310(6E)	Material & Equipment Procurement	239	55	95%	11-Apr-23 A	24-Dec-23	08-Oct-23	01-Dec-23	-23					
06-8320(6E)	Factory Acceptance Test (FAT)	40	40	0%	31-Oct-23	09-Dec-23	08-Oct-23	16-Nov-23	-23					
06-8330(6E)	Delivery to Site	30	30	0%	25-Nov-23	24-Dec-23	02-Nov-23	01-Dec-23	-23					
<b>Off-site Prefabrication of Steel Grating Platform for Chimney</b>														
06-8310(6F)	Prefabrication of Steel Grating Platform	120	120	0%	31-Oct-23	29-Dec-23	05-Nov-23	03-Jan-24	5					
06-8320(6F)	Factory Acceptance Test (FAT)	60	60	0%	30-Nov-23	28-Jan-24	05-Dec-23	02-Feb-24	5					
06-8330(6F)	Delivery to Site	30	30	0%	29-Jan-24	27-Feb-24	03-Feb-24	03-Mar-24	5					
<b>Delivery of Cast-in pipes, Fittings and Anchor Bolts for Structures (if applicable)</b>														
04-1805(6F)	Wastewater Treatment Plant (30d)	0	0	0%	31-Oct-23		11-Nov-23		12					
04-1810(6F)	Tipping Hall and Bunker (30d)	0	0	0%	31-Oct-23		03-Feb-24		95					
04-1830(6F)	Chimney (30d)	0	0	0%	31-Oct-23		20-Nov-23		20					
04-1840(6F)	Mechanical Treatment Plant & Water Treatment Plant (90d)	0	0	0%	16-Nov-23		23-Sep-23		-54					
04-1850(6F)	Reception Pavilion (90d)	0	0	0%	15-Nov-23		07-Oct-23		-39					
04-1860(6F)	Administration Building and Viewing Gallery (90d)	0	0	0%	31-Oct-23		13-Sep-23		-48					
04-1870(6F)	Elevated Drive Way and Associated Structures (30d)	0	0	0%	31-Oct-23		18-Aug-23		-74					
04-1910(6F)	Vehicle Fuel Filling Station (90d)	0	0	0%	29-Jan-24		22-Dec-23		-38					
04-1920(6F)	Fuel Filling Kiosk (30d)	0	0	0%	30-Nov-23		27-May-24		179					
<b>Environmental Works</b>														
<b>Baseline Air Quality Monitoring Works</b>														
07-1220	Carry out baseline Air Quality monitoring at Portion 3	365	365	0%	02-Jan-24	31-Dec-24	19-Oct-23	17-Oct-24	-75					
07-1240	Carry out baseline Air Quality monitoring at Portion 5	365	365	0%	02-Jan-24	31-Dec-24	19-Oct-23	17-Oct-24	-75					
<b>Maritime Works</b>														
<b>Marine Construction</b>														
<b>Phase I - Construction of Perimeter Seawalls</b>														
<b>Seawall and Berth at DCM Area</b>														
<b>Seawall Structural Works</b>														
08-1115(3)	Caisson infill, Solid ballast, toe protection, precast concrete blocks .etc Laying	1631	200	87.2%	30-Nov-19 A	17-May-24	07-Dec-23	03-Jun-24	17					
<b>Remain Works</b>														
08-1105-11(6)	Prefabrication of Precast Copping for Vertical Seawall	140	140	0%	31-Oct-23	18-Mar-24	16-Jan-24	03-Jun-24	77					
08-1120	Construction of Seawall and Wave Wall Extension from +3mPD to Deck Level for Seawall A	220	111	49.53%	10-Oct-21 A	19-Feb-24	15-Dec-23	04-Apr-24	46					
08-1120-1(6)	Construction of Seawall and Wave Wall Extension from +3mPD to Deck Level for Seawall B	220	62	71.83%	10-Oct-21 A	31-Dec-23	03-Feb-24	04-Apr-24	95					
08-1120-2(M55)	Construction of Seawall and Wave Wall Extension from +3mPD to Deck Level for Seawall B No. C1 & C2 (Caisson A2 & /	60	26	56.76%	28-Jun-23 A	25-Nov-23	09-May-24	03-Jun-24	191					
08-1120-4(M55)	Construction of Seawall and Wave Wall Extension from +3mPD to Deck Level for Seawall B No. C73 & C73C1	60	30	50%	23-Sep-23 A	29-Nov-23	05-May-24	03-Jun-24	187					
08-1320(6)	Construction of Rear Wall Buttress & Panel for Seawall A	180	180	0%	20-Nov-23	17-May-24	07-Dec-23	03-Jun-24	17					
<b>Seawall at Dredging Area</b>														
<b>Remain Works</b>														
08-1170	Construction of Seawall and Wave Wall Extension from +3mPD to Deck Level (Bay 1 to Bay 8)	160	12	92.5%	11-Jul-22 A	11-Nov-23	30-Jan-24	10-Feb-24	91					
<b>Phase II - Reclamation, Breakwater and Berth Construction</b>														
<b>Breakwater</b>														
08-1295(3)	Caisson Infill, Solid ballast, toe protection, precast concrete blocks .etc Laying	1033	149	95%	30-Apr-21 A	27-Mar-24	07-Jan-24	03-Jun-24	68					
<b>Remain Works</b>														
08-1300	Construction of Caissons Extension from +3mPD to Deck Level	637	149	76.61%	31-May-22 A	27-Mar-24	07-Jan-24	03-Jun-24	68					
<b>Seawall and Berth at Marine Access</b>														
08-1320(5A)	Caisson Infill, Solid ballast, toe protection, precast concrete blocks .etc Laying	484	180	74.44%	08-Feb-21 A	27-Apr-24	12-Feb-24	26-Jul-24	90					
<b>Remain Works</b>														
08-1330(2)	Construction of Seawall and Wave Wall Extension from +3mPD to Deck Level	90	23	74.44%	08-Feb-21 A	22-Nov-23	12-Feb-24	05-Mar-24	104					
<b>Seawater Intake Structure</b>														
08-2400(6D)	Construction of Seawater Intake	30	30	0%	31-Oct-23	29-Nov-23	05-May-24	03-Jun-24	187					
<b>Fire Boat Access</b>														
08-2500(6D)	Construction of Fire Boat Access	90	72	20%	22-Mar-23 A	10-Jan-24	17-Apr-24	27-Jun-24	169					
<b>Foundation Works</b>														
<b>Administration &amp; Viewing Gallery Bld Foundation</b>														
<b>Administration &amp; Viewing Gallery Bld Pile Caps Construction</b>														
09-1090	Excavation to Pile Cap Formation	125	81	87%	11-Aug-23 A	20-Jan-24	14-Sep-23	04-Dec-23	-46					
09-1100	Pile Cut-off & Capping Plate (6 Welders @ 2nr/d)	60	8	60%	14-Aug-23 A	14-Nov-23	24-Sep-23	29-Sep-23	-46					
09-1110	Pile Caps Construction	90	72	20%	17-Aug-23 A	20-Jan-24	24-Sep-23	04-Dec-23	-46					
<b>Sky Deck Foundation</b>														
<b>Sky Deck Piling Works (Driven H-pile)</b>														
09-2705(M62)	Driven H Pile Installations (23 nrs - 60m(D) @ 60m/d 1 Group)	166	65	73.91%	02-Jun-23 A	05-Nov-23	17-Feb-24	22-Feb-24	109					
<b>Sky Deck Pile Caps Construction</b>														
09-2730(M62)	Excavation to Pile Cap Formation	44	44	0%	21-Nov-23	03-Jan-24	23-Feb-24	06-Apr-24	94					
09-2740(M62)	Pile Cut-off & Capping Plate (2 Welders @ 2nr/d)	21	21	0%	21-Nov-23	11-Dec-23	23-Feb-24	14-Mar-24	94					
09-2750(M62)	Pile Caps Construction	7	7	0%	12-Dec-23	18-Dec-23	17-Mar-24	23-Mar-24	96					
<b>Process Building - Waste Bunker &amp; Tipping Hall Bld Foundation</b>														
<b>Process Building Pile Cap Construction</b>														
<b>Pile Cap Stage 1 (Module 1)</b>														
<b>Process Building (Module 1) Tipping Hall</b>														
09-1200	Pile Caps Construction (26nrs 8set @ 17/d)	23	4	83.26%	15-Jun-23 A	03-Nov-23	29-Feb-24	04-Mar-24	122					
<b>Pile Cap Stage 2 (Module 2)</b>														
<b>Process Building (Module 2) Tipping Hall</b>														
09-1210	Excavation to Pile Cap Formation	92	23	94%	15-Jun-23 A	01-Nov-23	25-Sep-23	18-Oct-23	-36					

■ Actual Work      ■ Critical Remaining Work      ◆ Actual Milestone  
■ Remaining Work      ◆ Milestone      ◆ Critical Milestone

Activity ID	Activity Name	Original Duration	Remaining Duration	Activity % Complete	Current Start	Current Finish	Late Start	Late Finish	Total Float	M71 Remarks	2023			
											Oct 71	Nov 72	Dec 73	2024 Jan 74
09-1230	Pile Caps Construction (22hrs 8set @ 1/7d)	20	9	55%	22-Jun-23 A	08-Nov-23	25-Sep-23	04-Oct-23	-36					
09-2370	Excavation to Pile Raft Foundation Formation	28	20	30%	05-Aug-23 A	22-Nov-23	28-Sep-23	18-Oct-23	-36					
<b>Pile Cap Stage 3 (Module 3)</b>		85	25		03-Jul-23 A	24-Nov-23	17-Nov-23	14-Dec-23	20					
<b>Process Building (Module 3) WWTP</b>		85	25		03-Jul-23 A	24-Nov-23	17-Nov-23	14-Dec-23	20					
09-1240	Excavation to Pile Raft Foundation Formation	25	8	70%	03-Jul-23 A	07-Nov-23	17-Nov-23	24-Nov-23	17					
09-1250	Pile Cut-off & Capping Plate (168 nrs, 10nr/d)	74	24	68%	06-Jul-23 A	23-Nov-23	20-Nov-23	14-Dec-23	21					
09-1260	Pile Caps and Raft Foundation Construction (60m x 24m 4set@100m2/7day)	26	21	20%	05-Aug-23 A	24-Nov-23	20-Nov-23	11-Dec-23	17					
<b>ACC Equipment Foundation</b>		178	86		02-Jul-23 A	24-Jan-24	07-Aug-23	22-Jan-24	-2					
<b>ACC Pile Cap Construction</b>		145	53		02-Jul-23 A	22-Dec-23	07-Aug-23	19-Jan-24	29					
09-1710	Pile Caps Construction (Module 1)	30	9	70%	02-Jul-23 A	08-Nov-23	11-Jan-24	19-Jan-24	72					
09-1710-1(6)	Tie Beams Construction (Module 1 @ +6.5mPD)	30	9	70%	02-Jul-23 A	08-Nov-23	11-Jan-24	19-Jan-24	72					
09-1710-1(M58)	Excavation to Pile Caps formation and construction (Module 2 & 3)	30	23	25%	01-Oct-23 A	22-Nov-23	07-Aug-23	29-Aug-23	-85	Update Actual Start Date				
09-1710-2(M58)	Tie Beams & Slab Construction (Module 2 & 3 @ +6.5mPD)	30	30	0%	22-Nov-23	22-Dec-23	30-Aug-23	28-Sep-23	-85					
<b>ACC Equipment Structure</b>		77	86		01-Sep-23 A	24-Jan-24	17-Sep-23	22-Jan-24	-2					
09-1720	Base Slab Construction (Module 1 @ +6.5mPD)	30	12	60%	01-Sep-23 A	11-Nov-23	11-Jan-24	22-Jan-24	72	Update Actual Start Date				
09-1720-1(M58)	Base Slab Construction (Module 2 & 3 @ +6.5mPD)	45	45	0%	10-Dec-23	24-Jan-24	17-Sep-23	31-Oct-23	-85					
<b>Turbine Hall Bld Foundation</b>		26	26		05-Oct-23 A	25-Nov-23	15-Jun-23	01-Oct-23	-55					
<b>Turbine Hall Pile Caps Construction</b>		26	26		05-Oct-23 A	25-Nov-23	15-Jun-23	01-Oct-23	-55					
<b>Electrical Bld &amp; TBS1</b>		14	4		05-Oct-23 A	04-Nov-23	27-Sep-23	01-Oct-23	-33					
09-1770-1(M58)	Install anchor bolts & Floor Finishes for TBS1 @ +6.3mPD (Post-drilling)	14	4	70%	05-Oct-23 A	04-Nov-23	27-Sep-23	01-Oct-23	-33	Update Actual Start Date				
<b>TBS2 &amp; 3</b>		26	26		31-Oct-23	25-Nov-23	15-Jun-23	10-Jul-23	-138					
09-1770-2(6G)	Pile Cut-off & Capping Plate (121 nrs, @10nr/d)	12	12	0%	31-Oct-23	11-Nov-23	15-Jun-23	26-Jun-23	-138					
09-1770-3(M62)	Excavation & construction of 4.2x5.5m pit for TBS2&3 @2mPD	21	21	0%	31-Oct-23	20-Nov-23	15-Jun-23	05-Jul-23	-138					
09-1780	Pile Caps Construction	14	14	0%	12-Nov-23	25-Nov-23	27-Jun-23	10-Jul-23	-138					
<b>Mechanical Treatment Plant &amp; Water Treatment Plant Bld Foundation</b>		403	106		23-Dec-22 A	13-Feb-24	05-Oct-23	21-Dec-23	-54					
<b>Mechanical Treatment Plant &amp; Water Treatment Plant Piling Works</b>		253	5		23-Dec-22 A	04-Nov-23	05-Oct-23	30-Oct-23	-5					
<b>Mechanical Treatment Plant &amp; Water Treatment Plant (Driven H-pile)</b>		253	5		23-Dec-22 A	04-Nov-23	05-Oct-23	30-Oct-23	-5					
09-1870	Driven H Pile Installations (208 nrs - 45m(D), @60m/d 1 Group)	156	2	98.44%	08-Jan-23 A	02-Nov-23	26-Oct-23	28-Oct-23	-4					
09-1870-1(M54)	Driven H Pile Installations (174 nrs - 45m(D), @60m/d 1 Group)	131	3	97.71%	23-Dec-22 A	02-Nov-23	05-Oct-23	08-Oct-23	-25					
09-1880	Pile Load Test	8	2	75%	21-Feb-23 A	04-Nov-23	29-Oct-23	30-Oct-23	-5					
<b>Mechanical Treatment Plant &amp; Water Treatment Plant Bld Pile Cap Construction</b>		89	106		14-Oct-23 A	13-Feb-24	06-Oct-23	21-Dec-23	-54					
<b>Mechanical Treatment Plant Pile Cap Construction</b>		70	70		29-Nov-23	06-Feb-24	06-Oct-23	14-Dec-23	-54					
09-1920	Excavation to Pile Cap Formation	25	25	0%	29-Nov-23	23-Dec-23	06-Oct-23	30-Oct-23	-54					
09-1930	Pile Cut-off & Capping Plate (410nrs, @20/d)	21	21	0%	06-Dec-23	26-Dec-23	13-Oct-23	02-Nov-23	-54					
09-1940	Pile Caps Construction	60	60	0%	09-Dec-23	06-Feb-24	16-Oct-23	14-Dec-23	-54					
<b>Water Treatment Plant Pile Cap Construction</b>		84	106		14-Oct-23 A	13-Feb-24	14-Oct-23	21-Dec-23	-54					
09-1950	Excavation to Pile Cap Formation	28	21	25%	14-Oct-23 A	20-Nov-23	14-Oct-23	04-Nov-23	-17	Change Relationship on Predecessors 09-1870-1(M54) and 14-2010 from FS to				
09-1960	Pile Cut-off & Capping Plate	14	11	21.3%	20-Oct-23 A	23-Nov-23	27-Oct-23	07-Nov-23	-17					
09-1970	Pile Caps Construction	60	56	6.67%	30-Oct-23 A	13-Feb-24	27-Oct-23	21-Dec-23	-54					
<b>Elevated Drive Way and Associated Structures Foundation</b>		229	76		15-May-23 A	14-Jan-24	27-Jul-23	13-Feb-24	30					
<b>Elevated Drive Way Piling Works (Driven H-pile)</b>		155	29		15-May-23 A	28-Nov-23	27-Jul-23	27-Aug-23	-93					
09-2030(M57)	Driven H Pile Installations Grid RSA - RSG (248nrs -50m(D), @60m/d 4 Groups)	52	2	96.43%	15-May-23 A	01-Nov-23	27-Jul-23	28-Jul-23	-96					
09-2030-2(M45)	Driven H Pile Installations Grid RSY - RSAF (74nrs -55m(D), @60m/d 2 Groups)	34	25	27.2%	30-Aug-23 A	24-Nov-23	30-Jul-23	23-Aug-23	-93					
09-2040(M57)	Pile Load Test	8	4	50%	22-Aug-23 A	28-Nov-23	24-Aug-23	27-Aug-23	-93					
<b>Elevated Drive Way Pile Cap Construction</b>		74	74		01-Nov-23	14-Jan-24	29-Jul-23	13-Feb-24	30					
<b>Elevated Drive Way RSA to RSG</b>		50	50		01-Nov-23	21-Dec-23	29-Jul-23	16-Sep-23	-96					
09-2050(M57)	Excavation to Pile Cap Formation	30	30	0%	01-Nov-23	01-Dec-23	29-Jul-23	27-Aug-23	-96					
09-2060(M57)	Pile Cut-off & Capping Plate	30	30	0%	14-Nov-23	14-Dec-23	11-Aug-23	09-Sep-23	-96					
09-2070(M57)	Pile Caps Construction	21	21	0%	30-Nov-23	21-Dec-23	27-Aug-23	16-Sep-23	-96					
<b>Elevated Drive Way RSU to RSAF</b>		51	51		24-Nov-23	14-Jan-24	25-Dec-23	13-Feb-24	30					
09-2710(M57)	Excavation to Pile Cap Formation	30	30	0%	24-Nov-23	24-Dec-23	25-Dec-23	23-Jan-24	30					
09-2720(M57)	Pile Cut-off & Capping Plate	30	30	0%	08-Dec-23	07-Jan-24	08-Jan-24	06-Feb-24	30					
09-2730(M57)	Pile Caps Construction	21	21	0%	24-Dec-23	14-Jan-24	24-Jan-24	13-Feb-24	30					
<b>Reception Pavilion Foundation</b>		75	75		30-Nov-23	12-Feb-24	22-Oct-23	04-Jan-24	-39					
09-2100	Formation, Compaction & Raft Foundation Construction	75	75	0%	30-Nov-23	12-Feb-24	22-Oct-23	04-Jan-24	-39					
<b>Pipe Bridge Foundation</b>		35	26		02-Jun-23 A	21-Dec-23	17-Nov-23	12-Dec-23	-9					
<b>Pipe Bridge C</b>		35	26		02-Jun-23 A	21-Dec-23	17-Nov-23	12-Dec-23	-9					
<b>Pipe Bridge C Pile Caps Construction</b>		35	26		02-Jun-23 A	21-Dec-23	17-Nov-23	12-Dec-23	-9					
09-2520	Excavation to Pile Cap Formation	21	10	52.38%	02-Jun-23 A	05-Dec-23	17-Nov-23	26-Nov-23	-9					
09-2530	Pile Cut-off & Capping Plate (20 nrs, @ 4nr/d)	5	2	52.37%	03-Jun-23 A	08-Dec-23	27-Nov-23	29-Nov-23	-9					
09-2540	Pile Caps Construction and install anchor bolts (20 nr, 4set @ 1nr/7d)	21	13	40%	05-Jun-23 A	21-Dec-23	30-Nov-23	12-Dec-23	-9					
<b>Heavy Load Access</b>		50	50		25-Nov-23	13-Jan-24	21-Oct-23	09-Dec-23	-35					
<b>Demolition</b>		50	50		25-Nov-23	13-Jan-24	21-Oct-23	09-Dec-23	-35					
09-3030(6D)	Removal of Sub Base & Road Base & Foundation Works (Stage 2)	50	50	0%	25-Nov-23	13-Jan-24	21-Oct-23	09-Dec-23	-35					
<b>Superstructure Works</b>		394	210		17-Apr-23 A	27-May-24	11-Jul-23	30-Mar-25	307					
<b>Administration &amp; Viewing Gallery Bld Structure</b>		21	21		29-Jan-24	18-Feb-24	12-Dec-23	01-Jan-24	-48					
10-1000	Ground Slab to +6.0mPD	21	21	0%	29-Jan-24	18-Feb-24	12-Dec-23	01-Jan-24	-48					
<b>Sky Deck Structure</b>		38	38		04-Jan-24	10-Feb-24	07-Apr-24	14-May-24	94					
10-2310 (M55)	Construction of RC Column (15nrs @0.4/d)	38	38	0%	04-Jan-24	10-Feb-24	07-Apr-24	14-May-24	94					
<b>Process Building - Waste Bunker &amp; Tipping Hall Bld Structure</b>		245	136		21-May-23 A	15-Mar-24	28-Aug-23	08-Aug-24	147					

Activity ID	Activity Name	Original Duration	Remaining Duration	Activity % Complete	Current Start	Current Finish	Late Start	Late Finish	Total Float	M71 Remarks	2023			
											Oct 71	Nov 72	Dec 73	2024 Jan 74
<b>Waste &amp; Ash Bunker Bld Structure</b>														
<b>Process Building (Module 1) Waste &amp; Ash Bunker Bld Structure</b>														
10-1120	Column & Wall to +20.0mPD	23	5	80%	18-Aug-23	04-Nov-23	11-Sep-23	16-Sep-23	-49					
10-1140	Beam & Slab to +20.0mPD	18	12	35%	02-Oct-23	16-Nov-23	16-Sep-23	27-Sep-23	-49	Update Actual Start Date				
10-1150	Column & Wall to +33.0mPD	15	15	0%	26-Dec-23	10-Jan-24	07-Nov-23	21-Nov-23	-49					
10-1160	Beam & Slab to +28.0mPD	40	40	0%	16-Nov-23	26-Dec-23	28-Sep-23	06-Nov-23	-49					
10-1170	Beam & Slab to +33.0mPD	5	5	0%	10-Jan-24	15-Jan-24	22-Nov-23	26-Nov-23	-49					
10-1180	Column, Wall & Beam to +41.0mPD	3	3	0%	15-Jan-24	18-Jan-24	27-Nov-23	29-Nov-23	-49					
10-1190	Column & Wall to +49.0mPD	40	40	0%	18-Jan-24	27-Feb-24	21-Mar-24	29-Apr-24	63					
<b>Process Building (Module 2) Waste &amp; Ash Bunker Bld Structure</b>														
10-1230	Column & Wall to +20.0mPD	17	14	20%	26-Aug-23	18-Dec-23	20-Oct-23	02-Nov-23	-46					
10-1240	Beam & Slab to +15.0mPD	47	35	25%	15-Jul-23	05-Dec-23	28-Aug-23	02-Oct-23	-63					
10-1250	Beam & Slab to +20.0mPD	14	14	0%	18-Dec-23	01-Jan-24	03-Nov-23	16-Nov-23	-46					
10-1260	Column & Wall to +33.0mPD	12	12	0%	29-Jan-24	10-Feb-24	15-Dec-23	26-Dec-23	-46					
10-1270	Beam & Slab to +28.0mPD	28	28	0%	01-Jan-24	29-Jan-24	17-Nov-23	14-Dec-23	-46					
<b>Process Building (Module 3) Waste &amp; Ash Bunker Bld Structure</b>														
10-1320	Column & Wall to +6.0mPD	40	25	37.5%	07-Jun-23	24-Nov-23	02-Oct-23	26-Oct-23	-29					
10-1330	Beam & Slab to +6.0mPD	30	21	30%	28-Aug-23	15-Dec-23	27-Oct-23	16-Nov-23	-29					
10-1340	Column & Wall to +20.0mPD	30	30	0%	15-Jan-24	13-Feb-24	27-Dec-23	25-Jan-24	-19					
10-1350	Beam & Slab to +15.0mPD	30	30	0%	16-Dec-23	14-Jan-24	17-Nov-23	16-Dec-23	-29					
<b>Process Building Waste &amp; Ash Bunker Bld Structural Steel Roof</b>														
10-2330 (M63)	Facade Structural Frame Installation at Module 1	60	60	0%	15-Jan-24	15-Mar-24	10-Jun-24	08-Aug-24	147					
<b>Tipping Hall Bld Structure</b>														
<b>Process Building (Module 1) Tipping Hall Bld Structure</b>														
10-1440	Column & Wall to +17.0mPD	21	3	85%	21-May-23	03-Dec-23	04-Mar-24	07-Mar-24	95					
10-1450	Beam & Slab to +17.0mPD	21	8	60%	21-May-23	08-Dec-23	04-Mar-24	12-Mar-24	95					
10-1460	Column & Wall to +25.7mPD	21	15	30%	14-Oct-23	14-Dec-23	04-Mar-24	19-Mar-24	95					
10-1470	Beam & Slab to +25.7mPD	21	19	10%	14-Oct-23	02-Jan-24	19-Mar-24	06-Apr-24	95					
<b>Process Building (Module 2) Tipping Hall Bld Structure</b>														
10-1480	Beam & Slab to +6.0mPD	21	11	50%	05-Aug-23	03-Dec-23	18-Oct-23	28-Oct-23	-36					
10-1490	Column & Wall to +17.0mPD	21	21	0%	03-Dec-23	24-Dec-23	29-Oct-23	18-Nov-23	-36					
10-1500	Beam & Slab to +17.0mPD	21	21	0%	24-Dec-23	14-Jan-24	19-Nov-23	09-Dec-23	-36					
10-1510	Column & Wall to +25.7mPD	21	21	0%	14-Jan-24	04-Feb-24	19-Dec-23	08-Jan-24	-27					
<b>Process Building (Module 3) WWTP Structure</b>														
10-3010(6F)	Slab to +3.5mPD	10	10	5%	29-Sep-23	09-Dec-23	11-Dec-23	20-Dec-23	12					
10-3020(6F)	Column & Wall to +6.5mPD	10	10	0%	15-Jan-24	24-Jan-24	21-Dec-23	30-Dec-23	-25					
10-3030(6F)	Beam & Slab to +6.5mPD	10	10	0%	25-Jan-24	03-Feb-24	31-Dec-23	09-Jan-24	-25					
<b>Process Building - Boiler &amp; Flue Gas Treatment Bld Structure</b>														
<b>Steel Structure</b>														
<b>Boiler Building Steel Structure</b>														
<b>Process Building (Module 1) Steel Structure Erection</b>														
10-1640	Roof Cladding Installation	60	20	66.67%	21-Aug-23	19-Nov-23	05-Oct-23	25-Oct-23	-25					
<b>Process Building (Module 2) Steel Structure Erection</b>														
10-1680	Roof Cladding Installation	60	60	0%	20-Nov-23	18-Jan-24	25-Oct-23	24-Dec-23	-25					
<b>Process Building (Module 3) Process Building Steel Structure Erection</b>														
10-1720	Roof Cladding Installation	60	60	0%	19-Jan-24	18-Mar-24	24-Dec-23	22-Feb-24	-25					
<b>Flue Gas Treatment Bld Steel Structure</b>														
<b>Process Building (Module 1) Steel Structure Erection</b>														
10-1760	Roof Cladding Installation	30	30	0%	20-Nov-23	19-Dec-23	17-Nov-23	17-Dec-23	-2					
10-1880_1(M68)	Close off Module 1 wall and erect support for Prefab 3 (C1 & D1)	21	5	76.19%	05-Oct-23	04-Nov-23	17-Dec-23	22-Dec-23	48	Update Actual Start Date				
<b>Process Building (Module 2) Steel Structure Erection</b>														
10-1800	Roof Cladding Installation	30	30	0%	19-Jan-24	17-Feb-24	28-Apr-24	27-May-24	100					
10-1890_1(M68)	Close off Module 2 wall and erect support for Prefab 3 (C2)	29	29	0%	01-Nov-23	29-Nov-23	18-Sep-23	16-Oct-23	-44					
<b>Process Building (Module 3) Steel Structure Erection</b>														
10-1810	Erection of Mega Columns (1nos @30d /column /gang x 1)	30	15	50%	17-Apr-23	08-Dec-23	16-Nov-23	30-Nov-23	-8					
10-1820	Steel Roof Truss Ground Assembly Works	30	15	50%	17-Apr-23	08-Dec-23	16-Nov-23	30-Nov-23	-8					
10-1830	Steel Roof Truss Lifting (FM3)	27	27	0%	09-Dec-23	04-Jan-24	01-Dec-23	27-Dec-23	-8					
10-1900	Facade Structural Frame Installation at Module 3	30	30	0%	22-Jan-24	20-Feb-24	28-Mar-24	26-Apr-24	66	Update OD				
10-1900_1(M68)	Close off Module 3 wall and erect support for Prefab 3 (C3 & D2)	30	30	0%	22-Jan-24	20-Feb-24	01-Dec-23	30-Dec-23	-52					
<b>Process Building Internal Partition Wall and Staircase</b>														
10-1850	RC Partition and Staircase at Module 1	60	60	0%	20-Dec-23	17-Feb-24	17-Dec-23	15-Feb-24	-2					
<b>Turbine Hall Bld Structure</b>														
<b>Turbine Hall Electrical Bld</b>														
10-1940	Column & Wall to +19.5mPD	11	11	0%	31-Oct-23	10-Nov-23	07-Oct-23	17-Oct-23	-24					
10-1950	Beam & Slab to +19.5mPD	8	8	0%	11-Nov-23	18-Nov-23	18-Oct-23	25-Oct-23	-24					
10-1960	Column & Wall to +23.5mPD	7	7	0%	19-Nov-23	25-Nov-23	26-Oct-23	01-Nov-23	-24					
10-1970	Beam & Slab to +23.5mPD	9	9	0%	26-Nov-23	04-Dec-23	02-Nov-23	10-Nov-23	-24					
10-1980	Column & Wall to +28.0mPD	8	8	0%	05-Dec-23	12-Dec-23	11-Nov-23	18-Nov-23	-24					
10-1990	Beam & Slab to +28.0mPD	10	10	0%	13-Dec-23	22-Dec-23	19-Nov-23	28-Nov-23	-24					
10-2070(M64)	Column & Wall to +32.45mPD	10	10	0%	23-Dec-23	01-Jan-24	29-Nov-23	08-Dec-23	-24					
10-2080(M64)	Beam & Slab to +32.45mPD	7	7	0%	02-Jan-24	08-Jan-24	09-Dec-23	15-Dec-23	-24					
<b>Turbine Hall TBS1</b>														
10-2310	Column & Wall to +15.0mPD & +23.5mPD	131	17	87.02%	26-May-23	16-Nov-23	12-Sep-23	29-Sep-23	-49					

Activity ID	Activity Name	Original Duration	Remaining Duration	Activity % Complete	Current Start	Current Finish	Late Start	Late Finish	Total Float	M71 Remarks	2023			
											Oct 71	Nov 72	Dec 73	2024 Jan 74
10-2320	Beam & Slab to +28.0mPD	7	6	15%	03-Oct-23 A	22-Nov-23	29-Sep-23	04-Oct-23	-49					
<b>STG Foundation (PC1)</b>														
10-1990-1(M58)	STG Foundation construction and install anchor bolts @ +9.5	7	10	95%	25-Jul-23 A	12-Nov-23	15-Sep-23	27-Sep-23	-46					
10-1990-2(M58)	STG Foundation construction and install anchor bolts @ +10.77	3	3	95%	10-Aug-23 A	12-Nov-23	25-Sep-23	27-Sep-23	-46					
<b>Turbine Hall TBS2 &amp; 3</b>														
10-2000	Ground Beam and Slab to +6.0mPD and install anchor bolts & Floor Finishes for TBS2 & 3 @ +6.3mPD	30	30	0%	26-Nov-23	25-Dec-23	11-Jul-23	09-Aug-23	-138					
10-2010	Column & Wall to +15.0mPD & +23.5mPD	30	30	0%	26-Dec-23	24-Jan-24	10-Aug-23	08-Sep-23	-138					
10-2020	Beam & Slab to +28.0mPD	30	30	0%	19-Jan-24	17-Feb-24	03-Sep-23	02-Oct-23	-138					
<b>STG Foundation (PC2)</b>														
10-1990-3(M58)	STG Foundation construction and install anchor bolts @ +9.5	21	21	0%	12-Nov-23	02-Dec-23	04-Sep-23	24-Sep-23	-69					
10-1990-4(M58)	STG Foundation construction and install anchor bolts @ +10.77	10	10	0%	03-Dec-23	12-Dec-23	25-Sep-23	04-Oct-23	-69					
<b>STG Foundation (PC3)</b>														
10-1990-5(M58)	STG Foundation construction and install anchor bolts @ +9.5	21	21	0%	12-Nov-23	02-Dec-23	14-Oct-23	03-Nov-23	-29					
10-1990-6(M58)	STG Foundation construction and install anchor bolts @ +10.77	10	10	0%	03-Dec-23	12-Dec-23	04-Nov-23	13-Nov-23	-29					
<b>Compressor &amp; CCCW Bld Structure</b>														
10-2040	Column & Wall to +14.0mPD	21	21	0%	31-Oct-23	20-Nov-23	08-Oct-23	28-Oct-23	-23					
10-2050	Roof Slab to +14.5mPD	21	21	0%	21-Nov-23	11-Dec-23	29-Oct-23	18-Nov-23	-23					
10-2210	Concrete Plinth & install anchor bolts @+15.0mPD	14	14	0%	12-Dec-23	25-Dec-23	19-Nov-23	02-Dec-23	-23					
<b>Chimney Structure</b>														
10-2059	Excavation to Formation Level and Install Tower Crane	60	60	0%	04-Dec-23	01-Feb-24	21-Oct-23	19-Dec-23	-44					
<b>IWMF Substation Structure</b>														
10-2190	Column, wall, beam and Roof Slab to +15.0mPD	21	8	60%	21-Aug-23 A	08-Nov-23	22-Sep-23	30-Sep-23	-38					
10-2200	Parapet and Structures above +15.0mPD	21	21	0%	08-Nov-23	29-Nov-23	10-Oct-23	30-Oct-23	-29					
<b>Elevated Drive Way and Associated Structures</b>														
<b>Elevated Drive Way RSA to RSG (42.8m)</b>														
10-2210(M57)	G/F Base Slab	45	45	0%	21-Dec-23	04-Feb-24	17-Sep-23	31-Oct-23	-96					
<b>Elevated Drive Way RSU to RSAF (99m)</b>														
10-2360(M57)	G/F Base Slab	45	45	0%	14-Jan-24	28-Feb-24	14-Feb-24	29-Mar-24	30					
<b>Pipebridge Structure</b>														
<b>Pipe Rack</b>														
10-2320(6)	Erection of Pipe Rack 1 (Pipe Rack C1 & D1 to CCCW)	6	6	0%	07-Nov-23	12-Nov-23	30-Jan-24	04-Feb-24	84					
10-2330(6)	Erection of Pipe Rack 2 (Pipe Rack C2)	3	3	0%	01-Dec-23	03-Dec-23	18-Oct-23	20-Oct-23	-44					
<b>Pipe Bridge B</b>														
10-2290(6F)	Delivery & Storage of Pipe Bridge B	0	0	0%	31-Oct-23	31-Oct-23		15-Dec-23	46					
10-2300(6)	Erection of Pipe Bridge B Between CCCW and Turbine Hall	7	7	0%	31-Oct-23	06-Nov-23	16-Dec-23	22-Dec-23	46					
10-2300-1(6D)	Erection of Pipe bridge B1 on the Roof of Turbine Hall	90	90	0%	22-Jan-24	20-Apr-24	24-Feb-24	23-May-24	33					
<b>Pipe Bridge C</b>														
<b>Connect to ACC 1</b>														
10-2310(6)	Erection of Pipebridge C between Turbine Hall & ACC 1	45	45	0%	09-Jan-24	22-Feb-24	16-Dec-23	29-Jan-24	-24					
<b>Vessel Offloading Point</b>														
08-2410(6D)	Construction of Vessel Offloading Point	120	120	0%	29-Jan-24	27-May-24	01-Dec-24	30-Mar-25	307					
<b>ACC Yard</b>														
13-2000	Delivery and Erection of ACC Steel Structure & Steel Structure Support of Condensate Tank (Module 1)	45	45	0%	13-Dec-23	26-Jan-24	06-Feb-24	21-Mar-24	55					
<b>Architectural Builders Works &amp; Finishes</b>														
<b>Process Building - Waste Bunker &amp; Tipping Hall Bld ABWF Works</b>														
11-1060	Door, Roller Shutter, Windows and Louvers Installation	250	250	0%	31-Oct-23	06-Jul-24	07-Feb-24	24-Oct-24	110					
11-1080	Internal Wall and Floor Finishes	180	180	0%	30-Nov-23	27-May-24	08-Mar-24	03-Sep-24	99					
11-1090	False ceiling and Raise Floor installation	180	180	0%	30-Dec-23	26-Jun-24	28-Apr-24	24-Oct-24	120					
<b>Process Building - Boiler &amp; Flue Gas Bld ABWF Works</b>														
11-1120	Metal Railings, Staircase, Platforms & Gratings Installations	220	220	0%	30-Dec-23	05-Aug-24	08-Apr-24	24-Oct-24	80					
11-1130	Internal Wall and Floor Finishes	200	200	0%	19-Jan-24	05-Aug-24	08-Apr-24	24-Oct-24	80					
<b>Turbine Hall Bld ABWF Works</b>														
<b>Electrical Bld ABWF Works</b>														
11-1160	Metal Railings, Platforms, Gratings, Cable trench covers Installations	120	120	0%	22-Jan-24	20-May-24	01-Dec-24	30-Mar-25	314					
11-1170	Internal Wall and Floor Finishes	90	90	0%	22-Jan-24	20-Apr-24	27-Jul-24	24-Oct-24	187					
<b>Turbine Hall ABWF Works</b>														
11-1540-1(M63)	Facade Structural Frame Erection	52	52	0%	25-Jan-24	16-Mar-24	22-May-24	12-Jul-24	118					
<b>IWMF Substation ABWF Works</b>														
11-1340	Door, Roller Shutter, Windows and Louvers Installation	90	90	0%	04-Jan-24	02-Apr-24	01-Nov-24	29-Jan-25	302					
11-1350	Metal Railings, Platforms, Gratings, Cable trench covers Installations	90	90	0%	08-Nov-23	06-Feb-24	03-Oct-23	31-Dec-23	-36					
11-1360	Internal Wall and Floor Finishes	90	90	0%	08-Nov-23	06-Feb-24	03-Oct-23	31-Dec-23	-36					
11-1370	False ceiling and Raise Floor installation	90	90	0%	08-Nov-23	06-Feb-24	03-Oct-23	31-Dec-23	-36					
11-1380	External Finishes and Roof Waterproofing	86	86	0%	08-Dec-23	03-Mar-24	31-Oct-23	24-Jan-24	-38					
11-1560-1(M63)	Facade Structural Frame Installation	64	64	0%	31-Oct-23	02-Jan-24	16-Apr-24	18-Jun-24	168					
<b>Building Services Installation</b>														
<b>Process Building - Waste Bunker &amp; Tipping Hall Bld BS Works</b>														
12-1080	Fire Service System	180	180	0%	22-Nov-23	19-May-24	14-Feb-24	11-Aug-24	84					
12-1090	Electrical and Lighting System	180	180	0%	28-Jan-24	25-Jul-24	29-Jun-24	25-Dec-24	153					
12-1100	Security, Surveillance & Communication System	180	180	0%	29-Jan-24	26-Jul-24	29-Jun-24	25-Dec-24	152					
<b>IWMF Substation BS Works</b>														
12-1470	Plumbing & Drainage System	120	118	2%	10-Oct-23 A	10-Apr-24	30-Aug-24	25-Dec-24	259	Update Actual Start Date				

Activity ID	Activity Name	Original Duration	Remaining Duration	Activity % Complete	Current Start	Current Finish	Late Start	Late Finish	Total Float	M71 Remarks	2023			
											Oct 71	Nov 72	Dec 73	Jan 74
12-1480	MVAC System	120	120	0%	30-Dec-23	27-Apr-24	21-May-24	17-Sep-24	143					
12-1490	Fire Service System	90	88	2%	12-Oct-23 A	06-Feb-24	19-Aug-23	15-Nov-23	-82	Update Actual Start Date				
12-1500	Electrical and Lighting System	120	118	2%	10-Oct-23 A	20-Apr-24	31-Jul-24	25-Nov-24	219	Update Actual Start Date				
<b>Process Equipment Installation</b>														
<b>Process Building - Waste Bunker &amp; Tipping Hall Bld Process Equipment Installation</b>														
<b>Equipment, Piping and Instrument Installation and Connection Works</b>														
<b>Process Building (Module 1)</b>														
12-3000(6F)	Embedded Piping Installation	60	60	0%	13-Dec-23	11-Feb-24	02-Mar-24	30-Apr-24	80	Update OD				
12-3010(6F)	Piping Installation Works	90	90	0%	13-Dec-23	12-Mar-24	02-Mar-24	30-May-24	80					
<b>Process Building (WWTP)</b>														
12-3160(6F)	Piping Installation Works	60	60	0%	08-Nov-23*	06-Jan-24	15-Oct-23	13-Dec-23	-24	Add Constraints "Start On or After"				
12-3170(6F)	Pipe Testing	60	60	0%	08-Dec-23	05-Feb-24	07-Feb-24	06-Apr-24	61					
12-3180(6F)	Piping Insulation Works	60	60	0%	07-Jan-24	06-Mar-24	08-Mar-24	06-May-24	61					
<b>Ash Treatment Equipment (Module 1)</b>														
12-4000(6G_R1)	Deliver and installation of Ash Treatment Equipments	90	90	0%	29-Jan-24	28-Apr-24	01-Apr-24	29-Jun-24	63					
<b>Process Building (Cranes and Shredder)</b>														
<b>Process Building (Module 1)</b>														
13-1000-1(6)	Ash Crane Installation @+15.3mPD	70	70	0%	15-Dec-23*	22-Feb-24	27-May-24	04-Aug-24	164	Remove Predecessor 10-1350; Add Predecessor 10-1130; Add Constraints "Start On or After"; Update OD from 210 to 70				
13-1000-6(6B)	EOTC & Monorail Hoist System installation in Ash Crane Control Room (+15.8mPD & +19.9mPD)	70	70	0%	31-Dec-23	09-Mar-24	27-May-24	04-Aug-24	148	Remove Predecessor 10-1360; Add Predecessor 10-1140; Update OD from 210 to 70				
<b>Process Building (Module 2)</b>														
13-1004-1(M71)	Ash Crane Installation @+15.3mPD	70	70	0%	26-Dec-23	05-Mar-24	27-May-24	04-Aug-24	153	New Activity				
13-1004-6(M71)	EOTC & Monorail Hoist System installation in Ash Crane Control Room (+15.8mPD & +19.9mPD)	70	70	0%	22-Jan-24	01-Apr-24	27-May-24	04-Aug-24	125	New Activity				
<b>Process Building (WWTP)</b>														
13-1010-1(6)	WWTP Piping and instrument installation	145	145	0%	07-Jan-24	30-May-24	14-Dec-23	06-May-24	-24					
<b>Process Building (Central Control System Installation)</b>														
13-1010-3(6B)	Mechanical equipment installation (Control Room 2 +36.5mPD)	145	145	0%	24-Jan-24	17-Jun-24	27-Mar-24	18-Aug-24	63					
<b>Process Building (Switch Room)</b>														
13-1010-4(6B)	Mechanical equipment installation (Switch Room +28.25mPD)	145	145	0%	29-Jan-24	22-Jun-24	07-Mar-24	29-Jul-24	38					
<b>Process Building - Boiler House &amp; Flue Gas Treatment Bld Process Equipment Installation</b>														
<b>Process Building (Installation TPU Module)</b>														
<b>TPU Train 1</b>														
13-1040	Boiler Condition Check and Repair	70	70	0%	31-Oct-23	08-Jan-24	28-May-23	05-Aug-23	-156					
13-1050	Remaining Equipment Installation at GL	120	43	64.17%	15-Aug-23 A	08-Jan-24	19-Jan-24	01-Mar-24	53	Update Actual Start Date				
13-1090	Boiler Pressure Test	15	15	0%	06-Jan-24	20-Jan-24	03-Aug-23	17-Aug-23	-156					
13-1100	Boiler Refractory works	105	105	0%	21-Jan-24	04-May-24	18-Aug-23	30-Nov-23	-156					
<b>TPU Train 2</b>														
13-1130	Boiler Condition Check and Repair	70	70	0%	31-Oct-23	08-Jan-24	28-May-23	05-Aug-23	-156					
13-1140	Remaining Equipment Installation at GL	120	43	64.17%	15-Aug-23 A	08-Jan-24	19-Jan-24	01-Mar-24	53	Update Actual Start Date				
13-1180	Boiler Pressure Test	15	15	0%	06-Jan-24	20-Jan-24	03-Aug-23	17-Aug-23	-156					
13-1190	Boiler Refractory works	105	105	0%	21-Jan-24	04-May-24	18-Aug-23	30-Nov-23	-156					
<b>TPU Train 3</b>														
13-1215(M63)-2	TPU-3 Welding to Base Plate	20	10	50%	19-Sep-23 A	09-Nov-23	03-Jun-23	12-Jun-23	-150					
13-1220	Boiler Condition Check and Repair	71	71	0%	31-Oct-23	09-Jan-24	08-Jun-23	18-Aug-23	-145					
13-1230	Remaining Equipment Installation at GL	121	121	0%	31-Oct-23	28-Feb-24	28-May-23	25-Sep-23	-156					
13-1270	Boiler Pressure Test	15	15	0%	10-Jan-24	24-Jan-24	18-Aug-23	02-Sep-23	-145					
13-1280	Boiler Refractory works	105	105	0%	25-Jan-24	08-May-24	02-Sep-23	16-Dec-23	-145					
<b>TPU Train 4</b>														
13-1305 (M63)-2	TPU-4 Welding to Base Plate	20	10	50%	23-Sep-23 A	09-Nov-23	28-May-23	06-Jun-23	-156					
13-1310	Boiler Condition Check and Repair	70	70	0%	31-Oct-23	08-Jan-24	11-Jun-23	19-Aug-23	-142					
13-1320	Remaining Equipment Installation at GL	120	120	0%	10-Nov-23	08-Mar-24	07-Jun-23	04-Oct-23	-156					
13-1360	Boiler Pressure Test	15	15	0%	09-Jan-24	23-Jan-24	20-Aug-23	03-Sep-23	-142					
13-1370	Boiler Refractory works	105	105	0%	24-Jan-24	07-May-24	04-Sep-23	17-Dec-23	-142					
<b>TPU Train 5</b>														
13-1480	Boiler Final Position by SPMT (TPU Train 5)	0	0	0%	08-Dec-23	08-Dec-23	05-Jul-23	05-Jul-23	-156					
13-1485(M63)-1	Removal of Temporary Steel from Prefab from TPU-5	14	14	0%	09-Dec-23	22-Dec-23	06-Jul-23	19-Jul-23	-156					
13-1485(M63)-2	TPU-5 Welding to Base Plate	20	20	0%	23-Dec-23	11-Jan-24	20-Jul-23	08-Aug-23	-156					
13-1490	Boiler Condition Check and Repair	70	70	0%	09-Dec-23	16-Feb-24	29-Aug-23	06-Nov-23	-102					
13-1500	Remaining Equipment Installation at GL	120	120	0%	12-Jan-24	10-May-24	09-Aug-23	06-Dec-23	-156					
<b>TPU Train 6</b>														
13-1390	Boiler Final Position by SPMT (TPU Train 6)	0	0	0%	17-Nov-23	17-Nov-23	14-Jun-23	14-Jun-23	-156					
13-1395(M63)-1	Removal of Temporary Steel from Prefab from TPU-6	14	14	0%	03-Dec-23	16-Dec-23	30-Jun-23	13-Jul-23	-156					
13-1395(M63)-2	TPU-6 Welding to Base Plate	20	20	0%	17-Dec-23	05-Jan-24	14-Jul-23	02-Aug-23	-156					
13-1400	Boiler Condition Check and Repair	70	70	0%	18-Nov-23	26-Jan-24	23-Aug-23	31-Oct-23	-87					
13-1410	Remaining Equipment Installation at GL	120	120	0%	06-Jan-24	04-May-24	03-Aug-23	30-Nov-23	-156					
13-1450	Boiler Pressure Test	15	15	0%	27-Jan-24	10-Feb-24	01-Nov-23	15-Nov-23	-87					
<b>Process Building (Installation of Flue Gas Module)</b>														
<b>FGC Train 1</b>														
13-1580	FGC Unit Condition Check and Repair	70	70	0%	31-Oct-23	08-Jan-24	22-Jan-24	31-Mar-24	83					
13-1590	Remaining Equipment Installation at GL	90	13	85.56%	15-Aug-23 A	08-Jan-24	19-Mar-24	31-Mar-24	83	Update Actual Start Date				

Activity ID	Activity Name	Original Duration	Remaining Duration	Activity % Complete	Current Start	Current Finish	Late Start	Late Finish	Total Float	M71 Remarks	2023				2024
											Oct 71	Nov 72	Dec 73	Jan 74	
<b>FGC Train 2</b>															
13-1650	FGC Unit Condition Check and Repair	70	70	0%	31-Oct-23	08-Jan-24	22-Jan-24	31-Mar-24	83						FGC Unit Condition Check and Repair
13-1655(6A)	Installation 4 nos. of Transformers for Process Module 1	14	14	0%	09-Jan-24	22-Jan-24	06-Jun-24	19-Jun-24	149						Installation 4
13-1660	Remaining Equipment Installation at GL	90	13	85.56%	15-Aug-23 A	08-Jan-24	19-Mar-24	31-Mar-24	83	Update Actual Start Date					Remaining Equipment Installation at GL
<b>FGC Train 3</b>															
13-1715(M63)-1	Removal of Temporary Steel from Prefab from FGC-3	13	8	38.46%	27-Oct-23 A	07-Nov-23	22-Jun-23	29-Jun-23	-131	Update Actual Start Date					Removal of Temporary Steel from Prefab from FGC-3
13-1715(M63)-2	FGC-3 Welding to Base Plate	14	14	0%	08-Nov-23	21-Nov-23	21-Jul-23	03-Aug-23	-110						FGC-3 Welding to Base Plate
13-1720	FGC Unit Condition Check and Repair	70	70	0%	31-Oct-23	08-Jan-24	09-Jul-23	16-Sep-23	-114						FGC Unit Condition Check and Repair
13-1730	Remaining Equipment Installation at GL	90	90	0%	10-Dec-23*	08-Mar-24	19-Jul-23	16-Oct-23	-144	Add Constraints "Start On or After"					
<b>FGC Train 4</b>															
13-1785(M63)-1	Removal of Temporary Steel from Prefab from FGC-4	13	8	38.46%	27-Oct-23 A	07-Nov-23	22-Jun-23	29-Jun-23	-131	Update Actual Start Date					Removal of Temporary Steel from Prefab from FGC-4
13-1785(M63)-2	FGC-4 Welding to Base Plate	14	14	0%	22-Nov-23	05-Dec-23	04-Aug-23	17-Aug-23	-110						FGC-4 Welding to Base Plate
13-1790	FGC Unit Condition Check and Repair	70	70	0%	31-Oct-23	08-Jan-24	09-Jul-23	16-Sep-23	-114						FGC Unit Condition Check and Repair
13-1795(6A)	Installation 4 nos. of Transformers for Process Module 2	14	14	0%	09-Jan-24	22-Jan-24	03-Oct-23	16-Oct-23	-98						Installation 4
13-1800	Remaining Equipment Installation at GL	90	90	0%	11-Dec-23*	09-Mar-24	19-Jul-23	16-Oct-23	-145	Add Constraints "Start On or After"					
<b>FGC Train 5</b>															
13-1850	Flue Gas Final Position by SPMT (FGC Train 5)	0	0	0%		14-Jan-24		30-Sep-23	-106						Flue Gas Final Position by SPMT
13-1855(M63)-1	Removal of Temporary Steel from Prefab from FGC-5	14	14	0%	16-Jan-24	29-Jan-24	06-Oct-23	19-Oct-23	-102						Removal of Temporary Steel from Prefab from FGC-5
13-1855(M63)-2	FGC-5 Welding to Base Plate	14	14	0%	30-Jan-24	12-Feb-24	20-Oct-23	02-Nov-23	-102						FGC-5 Welding to Base Plate
13-1860	FGC Unit Condition Check and Repair	70	70	0%	15-Jan-24	24-Mar-24	22-Oct-23	30-Dec-23	-85						FGC Unit Condition Check and Repair
13-1870	Remaining Equipment Installation at GL	90	90	0%	15-Jan-24	13-Apr-24	02-Oct-23	30-Dec-23	-105						Remaining Equipment Installation at GL
<b>FGC Train 6</b>															
13-1920	Flue Gas Final Position by SPMT (FGC Train 6)	0	0	0%		15-Jan-24		01-Oct-23	-106						Flue Gas Final Position by SPMT
13-1925(M63)-1	Removal of Temporary Steel from Prefab from FGC-6	14	14	0%	16-Jan-24	29-Jan-24	20-Oct-23	02-Nov-23	-88						Removal of Temporary Steel from Prefab from FGC-6
13-1930	FGC Unit Condition Check and Repair	70	70	0%	18-Jan-24	27-Mar-24	08-Oct-23	16-Dec-23	-102						FGC Unit Condition Check and Repair
13-1940	Remaining Equipment Installation at GL	90	90	0%	16-Jan-24	14-Apr-24	02-Oct-23	30-Dec-23	-106						Remaining Equipment Installation at GL
<b>ACC Equipment Installation</b>															
<b>ACC Equipment 1 Installation</b>															
13-2000-1(M63)	Condensate Tank & Equipments Delivery and installation (Module 1)	30	30	0%	27-Jan-24	25-Feb-24	22-Mar-24	20-Apr-24	55						Condensate Tank & Equipments Delivery and installation (Module 1)
13-2010	Piping and Instrument Installation and Connection Works	100	100	0%	27-Jan-24	05-May-24	22-Mar-24	29-Jun-24	55						Piping and Instrument Installation and Connection Works
13-2030	Cable Laying and Termination Works	100	100	0%	27-Jan-24	05-May-24	22-Mar-24	29-Jun-24	55						Cable Laying and Termination Works
<b>Turbine Hall Bld Equipment Installation</b>															
<b>Turbine Hall Module 1 Installation</b>															
13-2120	STG Module 1 Installation	22	22	0%	11-Dec-23	01-Jan-24	04-Oct-23	26-Oct-23	-67						STG Module 1 Installation
13-2120-1(11)	TBS Tower 1 Delivery	0	0	0%		11-Dec-23		15-Dec-23	4	Update Lag on the Predecessor					TBS Tower 1 Delivery
13-2120-1(6H)	TBS Tower 1 Installation	7	7	0%	12-Dec-23	18-Dec-23	23-Jan-24	30-Jan-24	43						TBS Tower 1 Installation
13-2130	Piping and Instrument Installation and Connection Works	70	70	0%	17-Jan-24	26-Mar-24	21-Feb-24	30-Apr-24	35						Piping and Instrument Installation and Connection Works
13-2130-1(6E)	STG & TBS Piping hydrostatic test	7	7	0%	17-Jan-24	23-Jan-24	24-Apr-24	30-Apr-24	98						STG & TBS Piping hydrostatic test
13-2140	Turbine Hall Piping Insulation Works	90	90	0%	27-Jan-24	25-Apr-24	01-May-24	29-Jul-24	95						Turbine Hall Piping Insulation Works
13-2150	Turbine Electrical installation Works	120	120	0%	29-Dec-23	26-Apr-24	02-Jan-24	30-Apr-24	4						Turbine Electrical installation Works
13-2160(6)	Install Maintenance Girder & Crane at Module 1 @+22.247mPd	30	30	0%	22-Nov-23	22-Dec-23	04-Oct-23	03-Nov-23	-49	Add Successor 16-1540					Install Maintenance Girder & Crane at Module 1 @+22.247mPd
<b>Turbine Hall Electrical Room Equipment Installation</b>															
<b>Turbine Hall Electrical Room @+23.50mPD</b>															
13-2290-6(6B)	Monorail Hoist System installation in Turbine Hall (3rd Floor @+23.5)	90	90	0%	22-Jan-24	20-Apr-24	23-Sep-24	21-Dec-24	245						Monorail Hoist System installation in Turbine Hall (3rd Floor @+23.5)
<b>Compressor &amp; CCCW Bld Equipment Installation</b>															
<b>Air Compressor Equipment Installation</b>															
13-2320	Air Compressor Rm Equipment Installations	90	90	0%	11-Jan-24	09-Apr-24	23-Dec-23	21-Mar-24	-19						Air Compressor Rm Equipment Installations
<b>CCCW Bld Equipment Installation</b>															
13-2330	CCCW Equipment Installation	90	90	0%	25-Jan-24	23-Apr-24	02-Jan-24	31-Mar-24	-23						CCCW Equipment Installation
<b>IWMF Substation Bld Equipment Installation</b>															
13-2440	132kV GIS Switch Gear @+6.5mPD	120	120	0%	29-Jan-24	27-May-24	02-Dec-23	30-Mar-24	-58						132kV GIS Switch Gear @+6.5mPD
13-2450	GIS Insulation Switchboard Installation	120	120	0%	29-Jan-24	27-May-24	02-Dec-23	30-Mar-24	-58						GIS Insulation Switchboard Installation
13-2460	Main Switch Board Installation	120	120	0%	29-Jan-24	27-May-24	02-Dec-23	30-Mar-24	-58						Main Switch Board Installation
13-2470	Other Associated Equipment Installation	120	120	0%	25-Dec-23	22-Apr-24	02-Dec-23	30-Mar-24	-23						Other Associated Equipment Installation
13-2630(6B)	EOTC Hoist System installation in Substation @+14.1mPD	30	30	0%	01-Dec-23	30-Dec-23	31-Oct-23	29-Nov-23	-31						EOTC Hoist System installation in Substation @+14.1mPD
<b>Equipment Installation at External Area</b>															
13-2520	Fuel Oil Reception and Distribution System Installation at Berth Area	60	60	0%	30-Dec-23	27-Feb-24	26-Jun-24	24-Aug-24	179						Fuel Oil Reception and Distribution System Installation at Berth Area
<b>External Process Pipe Works</b>															
<b>Process and Non-process Piping Works</b>															
<b>Piping from Module 1 to Turbine Bld</b>															
13-2550	Piping Installation Works	90	90	0%	25-Jan-24	23-Apr-24	02-Mar-24	30-May-24	37						Piping Installation Works
<b>Pipe Bridge B Piping from Turbine Bld 1 to CCCW Bld</b>															
13-2670	Piping Installation Works	90	90	0%	29-Jan-24	27-Apr-24	02-Mar-24	30-May-24	33						Piping Installation Works
<b>Landscape, External Road and Drains Works</b>															
<b>Underground Utilities Works</b>															
<b>Underground Utility Systems &amp; Cables</b>															
14-1050	Cable Ducting and Landing Jointing bay for CLP Transmission System	90	29	67.78%	10-May-23 A	28-Nov-23	03-Sep-23	01-Oct-23	-58						Cable Ducting and Landing Jointing bay for CLP Transmission System
<b>Drainage Works</b>															
14-1000-1(M55)	Sewage Transfer System for IWMF Vessels (Caisson 13)	60	60	0%	19-Dec-23	16-Feb-24	05-Apr-24	03-Jun-24	108						Sewage Transfer System for IWMF Vessels (Caisson 13)
<b>Box Culvert</b>															
<b>East Culvert (3.5m x 2.5m x 118m)</b>															

Activity ID	Activity Name	Original Duration	Remaining Duration	Activity % Complete	Current Start	Current Finish	Late Start	Late Finish	Total Float	M71 Remarks	2023				
											Oct 71	Nov 72	Dec 73	2024 Jan 74	
14-2010	Construction of Box Culvert (118m, 1.7m/d)	70	11	85%	15-May-23 A	10-Nov-23	25-Sep-23	05-Oct-23	-36						
14-2020	Backfill, Compaction & Testing	65	20	70%	29-Aug-23 A	10-Dec-23	23-Feb-24	13-Mar-24	94						
<b>West Culvert (2.5m x 2.5m x 102m)</b>															
14-3000	Excavation to Formation	60	60	0%	31-Oct-23	29-Dec-23	14-Feb-24	13-Apr-24	106						
14-3010	Construction of Box Culvert (102m, 1.7m/d)	60	60	0%	30-Nov-23	28-Jan-24	15-Mar-24	13-May-24	106						
14-3020	Backfill, Compaction & Testing	60	60	0%	21-Dec-23	18-Feb-24	05-Apr-24	03-Jun-24	106						
<b>Earthing System</b>															
16-1900-2(6)	Installation of Ground Earthing Mesh	180	215	0%	28-Apr-22 A	01-Jun-24	21-Nov-23	22-Jun-24	21						
<b>Works By CLP</b>															
<b>Installation of Transmission System</b>															
15-0900	Completion of Civil Provision for Transmission	0	0	0%		28-Nov-23		30-Jan-24	63						
15-1000	Construction of Transmission System	90	90	0%	29-Nov-23	26-Feb-24	31-Jan-24	29-Apr-24	63						

## Appendix B Summary of Implementation Status of Environmental Mitigation



**Appendix B**

**Table B.1 Implementation Schedule for Air Quality Measures for the IWMF at the artificial island near SKC**

EIA Ref	Environmental Protection Measures / Mitigation Measures	Location / Timing	Implementation Agent	Implementation Stages*				Relevant Legislation and Guidelines	Implementation Status and Remarks
				Des	C	O	Dec		
S3b.8.1	<p><u>Air Pollution Control (Construction Dust) Regulation &amp; Good Site Practices</u></p> <ul style="list-style-type: none"> <li>• Use of regular watering, with complete coverage, to reduce dust emissions from exposed site surfaces and unpaved roads, particularly during dry weather.</li> <li>• Use of frequent watering for particularly dusty construction areas and areas close to ASRs.</li> <li>• Side enclosure and covering of any aggregate or dusty material storage piles to reduce emissions. Where this is not practicable owing to frequent usage, watering shall be applied to aggregate fines.</li> <li>• Open stockpiles shall be avoided or covered. Where possible, prevent placing dusty material storage piles near ASRs.</li> <li>• Tarpaulin covering of all dusty vehicle loads transported to, from and between site locations.</li> <li>• Establishment and use of vehicle wheel and body washing facilities at the exit points of the site.</li> <li>• Provision of wind shield and dust extraction units or similar dust mitigation measures at the loading</li> </ul>	Work site / During the construction period	Contractor		✓			<p>Air Pollution Control (Construction Dust) Regulation</p> <p>Implemented</p> <p>N/A for dust control measures for transportation outside site boundary</p>	

EIA Ref	Environmental Protection Measures / Mitigation Measures	Location / Timing	Implementation Agent	Implementation Stages*				Relevant Legislation and Guidelines	Implementation Status and Remarks
				Des	C	O	Dec		
	<p>points, and use of water sprinklers at the loading area where dust generation is likely during the loading process of loose material, particularly in dry seasons/ periods.</p> <ul style="list-style-type: none"> <li>• Imposition of speed controls for vehicles on unpaved site roads. Ten kilometers per hour is the recommended limit.</li> <li>• Where possible, routing of vehicles and positioning of construction plant should be at the maximum possible distance from ASRs</li> <li>• Instigation of an environmental monitoring and auditing program to monitor the construction process in order to enforce controls and modify method of work if dusty conditions arise.</li> </ul>								
S3b.6.3	<p><u>Odour Removal by Deodorizers</u></p> <ul style="list-style-type: none"> <li>• Deodorizers with 95% odour removal efficiency would be installed for the air ventilated from the mechanical treatment plant before discharge to the atmosphere</li> </ul>	<p>Waste reception halls, the waste storage area, the mechanical treatment plant / During design &amp; operation phase</p>	IWMF Operator	✓		✓		EIAO-TM	N/A
S3b.8.2	<p><u>Air Pollution Control and Stack Monitoring</u></p>	<p>IWMF stack emissions / During</p>	IWMF Operator	✓		✓		EIAO-TM, Supporting Document for	N/A

EIA Ref	Environmental Protection Measures / Mitigation Measures	Location / Timing	Implementation Agent	Implementation Stages*				Relevant Legislation and Guidelines	Implementation Status and Remarks
				Des	C	O	Dec		
	<ul style="list-style-type: none"> <li>• Air pollution control and stack monitoring system will be installed for the IWMF to ensure that the emissions from the IWMF stack will meet the proposed target emission limits.</li> <li>• Voluntary Enhancement Measures in Flue Gas Cleaning and Emission Monitoring:                             <ol style="list-style-type: none"> <li>1. Two-stage bag filter system with reagent recirculation;</li> <li>2. In addition to SCR, provide SNCR for removal of NO<sub>x</sub>; tighten emission limit for half-hourly and daily NO<sub>x</sub> to 160 mg/m<sup>3</sup> and 80 mg/m<sub>3</sub> respectively;</li> <li>3. Well-mixed feed waste: to minimize the fluctuation of pollutant loading on the flue gas treatment system;</li> <li>4. Two more AQMSs would be set up at South Lantau and Shek Kwu Chau respectively;</li> <li>5. Limit levels will be set under the IWMF DBO contract to require that waste feed shall cease if any of the air pollutant has exceeded 95% of the emission concentration limit as stipulated in the Special Process license; and</li> </ol> </li> </ul>	design & operation phase					Application for Variation of Environmental Permit (EP-429/2012)		

EIA Ref	Environmental Protection Measures / Mitigation Measures	Location / Timing	Implementation Agent	Implementation Stages*				Relevant Legislation and Guidelines	Implementation Status and Remarks
				Des	C	O	Dec		
	6. Each incineration chamber shall be fitted with auxiliary burners to ensure complete burn out of the combustion gases.								
-	<p><u>Treated Fly Ash and Air Pollution Control Residues:</u></p> <ul style="list-style-type: none"> <li>During testing and commissioning, the Contractor shall sample and test every container of treated fly ash and air pollution control residues for conformance to the Incineration Residue Pollution Control Limits and leachability criteria shown in Table 2 of the Environmental Permit. If a test result confirms that any one of the samples does not conform to the limits and the criteria, the Contractor shall be required to sample and test every container of treated fly ash and air pollution control residues for conformance to the Incineration Residue Pollution Control Limits and leachability criteria for the next six months.</li> <li>During the first six months of operation, if the requirements in (a) could be fully conformed with, the Contractor shall sample and test every shipload of treated fly ash and air pollution control residues for conformance to the Incineration Residue Pollution Control Limits and leachability criteria shown in Table 2</li> </ul>	IWMF stack emissions / During design & operation phase	IWMF Operator	✓		✓		Supporting Document for Application for Variation of Environmental Permit (EP-429/2012)	N/A

EIA Ref	Environmental Protection Measures / Mitigation Measures	Location / Timing	Implementation Agent	Implementation Stages*				Relevant Legislation and Guidelines	Implementation Status and Remarks
				Des	C	O	Dec		
	<p>of the Environmental Permit. The Contractor shall take two samples from each shipload for testing and the Contractor shall not dispose of any of that shipload of treated fly ash and air pollution control residues until the test results confirm that the two samples conform to the limits and the criteria. If a test result confirms that any one of the two samples does not conform to the limits and the criteria, the Contractor shall be required to sample and test every shipload of treated fly ash and air pollution control residues for conformance to the Incineration Residue Pollution Control Limits and leachability criteria for the next six months. The Contractor shall make due allowance in the Design and the Operation for the time to sample and test treated fly ash and air pollution control residues before disposal.</p> <ul style="list-style-type: none"> <li>• Provided that there is no non-conformance to the Incineration Residue Pollution Control Limits and leachability criteria shown in Table 2 of the Environmental Permit throughout a continuous sixmonth period in the Operation Period, the testing frequency shall be reduced to monthly interval. Two samples from one shipload of treated fly ash and air</li> </ul>								

EIA Ref	Environmental Protection Measures / Mitigation Measures	Location / Timing	Implementation Agent	Implementation Stages*				Relevant Legislation and Guidelines	Implementation Status and Remarks
				Des	C	O	Dec		
	pollution control residues shall be collected and tested for conformance to the Incineration Residue Pollution Control Limits and leachability criteria. The Contractor shall not dispose of any of the treated fly ash and air pollution control residues in the shipload which the samples are taken until the test results confirm that the samples conform to the limits and the criteria. If the test result confirm that any one of the samples does not conform to the limits and the criteria, the Contractor shall be required to sample and test every shipload of treated fly ash and air pollution control residues for conformance to the Incineration Residue Pollution Control Limits and leachability criteria shown in Table 2 of the Environmental Permit for the next six months.								
-	<p><u>Bottom Ash:</u></p> <ul style="list-style-type: none"> <li>During testing and commissioning, the Contractor shall sample and test every container of bottom ash for conformance to the leachability criteria shown in Table 2 of the Environmental Permit. If a test result confirms that any one of the samples does not conform to the criteria, the Contractor shall be required to sample and test every</li> </ul>	IWMF stack emissions / During design & operation phase	IWMF Operator	✓		✓		Supporting Document for Application for Variation of Environmental Permit (EP-429/2012)	N/A

EIA Ref	Environmental Protection Measures / Mitigation Measures	Location / Timing	Implementation Agent	Implementation Stages*				Relevant Legislation and Guidelines	Implementation Status and Remarks
				Des	C	O	Dec		
	<p>container of bottom ash for conformance to the leachability criteria for the next six months.</p> <ul style="list-style-type: none"> <li>• During the first six months of operation, if the requirements in (d) could be fully conformed with, the Contractor shall sample and test one shipload of bottom ash each month for conformance to the leachability criteria shown in Table 2 of the Environmental Permit. The Contractor shall take two samples from the shipload for testing and the Contractor shall not dispose of any of that shipload of bottom ash until the test results confirm that the two samples conform to the criteria. If a test result confirms that any one of the two samples does not conform to the criteria, the Contractor shall be required to sample and test each shipload of bottom ash for conformance to the leachability criteria for the next six months. The Contractor shall make due allowance in the Design and the Operation for the time to sample and test bottom ash before disposal.</li> <li>• Provided that there is no non-conformance to the leachability criteria shown in Table 2 of the Environmental Permit throughout a continuous six month period in the</li> </ul>								

EIA Ref	Environmental Protection Measures / Mitigation Measures	Location / Timing	Implementation Agent	Implementation Stages*				Relevant Legislation and Guidelines	Implementation Status and Remarks
				Des	C	O	Dec		
	<p>Operation Period, the Contractor shall be allowed to take two samples from any one shipload of bottom ash once every six months for conformance to the leachability criteria. The Contractor shall not dispose of any of the bottom ash in the shipload which the samples are taken until the test results confirm that the samples conform to the criteria. If the test result confirm that any one of the samples does not conform to the criteria, the Contractor shall be required to sample and test one shipload of bottom ash each month for conformance to the leachability criteria shown in Table 2 of the Environmental Permit for the next six months as stipulated above.</p>								

\* Des - Design, C - Construction, O – Operation, and Dec - Decommissioning



**Table B.2 Implementation Schedule for Noise Impact Measures for the IWMF at the artificial island near SKC**

EIA Ref	Environmental Protection Measures / Mitigation Measures	Location / Timing	Implementation Agent	Implementation Stages*				Relevant Legislation and Guidelines	Implementation Status and Remarks
				Des	C	O	Dec		
S4b.8	Good site practices to limit noise emissions at source and use of quiet plant and working methods, whenever practicable.	Work Sites / Construction Period	EPD and its contractors		✓			EIAO-TM	Implemented
S4b.6 & S4b.8	<p>All the ventilation fans installed in the below will be provided with silencers or acoustics treatment.</p> <p>(i) Stack of the incinerator (ii) Ventilation systems within the IWMF Enclosure and discharge silencer or other acoustic treatment equipment should be installed in the air-cooled chillers</p> <p>Other than provision of silencer or other acoustic treatment equipment for the stack of the incinerator and ventilation system, the detailed design should incorporate the following good practice in order to minimize the nuisance on the neighboring NSRs.</p> <p>(i) The exhaust of the ventilation system and any opening of the building should be located facing away from any NSRs; and</p> <p>(ii) Louver or other acoustic treatment equipment could also be applied to the exhaust of the ventilation system.</p>	Within IWMF area / Construction Period	EPD and its contractors	✓		✓		EIAO-TM	N/A

EIA Ref	Environmental Protection Measures / Mitigation Measures	Location / Timing	Implementation Agent	Implementation Stages*				Relevant Legislation and Guidelines	Implementation Status and Remarks
				Des	C	O	Dec		
-	<u>Voluntary Enhancement Measure</u> <ul style="list-style-type: none"> <li>Provision of air-conditioner and double glazed windows to nearby NSR at Shek Kwu Chau (i.e. SARDA) as precautionary measures.</li> </ul>	IWMF site	Design team, contractor, IWMF operator	✓	✓			Supporting Document for Application for Variation of Environmental Permit (EP-429/2012)	Implemented

\* Des - Design, C - Construction, O – Operation, and Dec - Decommissioning

**Table B.3 Implementation Schedule for Water Quality Measures for the Artificial Island near SKC**

EIA Ref	Environmental Protection Measures / Mitigation Measures	Location / Timing	Implementation Agent	Implementation Stages*				Relevant Legislation and Guidelines	Implementation Status and Remarks
				Des	C	O	Dec		
S5b.8.1.1	<p><u>Drainage and Construction Site Runoff</u></p> <p>The site practices outlined in ProPECC PN 1/94 “Construction Site Drainage” should be followed as far as practicable in order to minimise surface runoff and the chance of erosion. These practices include the following items:</p> <ul style="list-style-type: none"> <li>At the start of site establishment, perimeter cut-off drains to direct off-site water around the site should be constructed with internal drainage works and erosion and sedimentation control facilities implemented</li> </ul> <p>Channels (both temporary and permanent drainage pipes and culverts), earth bunds or sand bag barriers should be provided on site to direct storm water to silt removal facilities. The design of the temporary on-site drainage system will be undertaken by the contractor prior to the commencement of construction.</p> <ul style="list-style-type: none"> <li>Boundaries of earthworks should be surrounded by dykes or embankments for flood protection, as necessary.</li> <li>Sand/silt removal facilities such as sand/silt traps and sediment basins should be provided to remove sand/silt particles from runoff to meet the requirements of the TM-DSS. The</li> </ul>	Work site / During the construction period	Contractor		✓			EIAO-TM; ProPECC PN 1/94; WPCO	Deficiency of Mitigation Measures but rectified by the Contractor

EIA Ref	Environmental Protection Measures / Mitigation Measures	Location / Timing	Implementation Agent	Implementation Stages*				Relevant Legislation and Guidelines	Implementation Status and Remarks
				Des	C	O	Dec		
	<p>design of efficient silt removal facilities should be based on the guidelines in Appendix A1 of ProPECC PN 1/94, which states that the retention time for silt/sand traps should be 5 minutes under maximum flow conditions. The detailed design of the sand/silt traps shall be undertaken by the contractor prior to the commencement of construction.</p> <ul style="list-style-type: none"> <li>• Water pumped out from foundation piles must be discharged into silt removal facilities.</li> <li>• Measures should be taken to minimize the ingress of site runoff and drainage into excavations. Drainage water pumped out from excavations should be discharged into storm drains via silt removal facilities.</li> <li>• During rainstorms, exposed slope/soil surfaces should be covered by a tarpaulin or other means, as far as practicable. Other measures that need to be implemented before, during and after rainstorms are summarized in ProPECC PN 1/94.</li> <li>• Exposed soil areas should be minimized to reduce potential for increased siltation and contamination of runoff.</li> </ul>								

EIA Ref	Environmental Protection Measures / Mitigation Measures	Location / Timing	Implementation Agent	Implementation Stages*				Relevant Legislation and Guidelines	Implementation Status and Remarks
				Des	C	O	Dec		
	<ul style="list-style-type: none"> <li>Earthwork final surfaces should be well compacted and subsequent permanent work or surface protection should be immediately performed.</li> <li>Open stockpiles of construction materials or construction wastes on-site should be covered with tarpaulin or similar fabric during rainstorms.</li> </ul>								
S5b.8.1.2	<p><u>General Construction Activities</u></p> <p>Construction solid waste should be collected, handled and disposed of properly to avoid entering to the nearby watercourses and public drainage system. Rubbish and litter from construction sites should also be collected to prevent spreading of rubbish and litter from the site area.</p> <p>It is recommended to clean the construction sites on a regular basis.</p>	Work site / During the construction period	Contractor		✓			EIAO-TM; ProPECC PN 1/94; WPCO	Implemented

EIA Ref	Environmental Protection Measures / Mitigation Measures	Location / Timing	Implementation Agent	Implementation Stages*				Relevant Legislation and Guidelines	Implementation Status and Remarks
				Des	C	O	Dec		
S5b.8.1.3	There is a need to apply to EPD for a discharge license for discharge of effluent from the construction site under the WPCO. The discharge quality must meet the requirements specified in the discharge license. All the run-off and wastewater generated from the works areas should be treated so that it satisfies all the standards listed in the TM-DSS. The beneficial uses of the treated effluent for other on-site activities such as dust suppression and general cleaning etc., can minimize water consumption and reduce the effluent discharge volume. If monitoring of the treated effluent quality from the works areas is required during the construction phase of the Project, the monitoring should be carried out in accordance with the relevant WPCO license which is under the ambit of regional office of EPD.	Work site / During the construction period	Contractor		✓			EIAO-TM; ProPECC PN 1/94; WPCO	Implemented Discharge License was issued on 15/02/2022
S5b.8.1.4	<u>Accidental Spillage</u> Contractor must register as a chemical waste producer if chemical wastes would be produced from construction activities. The Waste Disposal Ordinance (Cap 354) and its subsidiary regulations in particular the Waste Disposal (Chemical Waste) (General) Regulation should be observed and complied with for control of chemical wastes.	Work site / During the construction period	Contractor		✓			EIAO-TM; ProPECC PN 1/94; WPCO; WDO	Deficiency of Mitigation Measures but rectified by the Contractor
S5b.8.1.5	Maintenance of vehicles and equipment involving activities with potential for leakage and spillage should only be undertaken within the areas which	Work site / During the construction period	Contractor		✓			EIAO-TM; ProPECC PN 1/94; WPCO; WDO	Implemented

EIA Ref	Environmental Protection Measures / Mitigation Measures	Location / Timing	Implementation Agent	Implementation Stages*				Relevant Legislation and Guidelines	Implementation Status and Remarks
				Des	C	O	Dec		
	appropriately equipped to control these discharges.								
S5b.8.1.6	Oils and fuels should only be used and stored in designated areas which have pollution prevention facilities. All fuel tanks and storage areas should be sited on sealed areas in order to prevent spillage of fuels and solvents to the nearby watercourses. All waste oils and fuels should be collected in designated tanks prior to disposal.	Work site / During the construction period	Contractor		✓			EIAO-TM; ProPECC PN 1/94; WPCO; WDO	Deficiency of Mitigation Measures but rectified by the Contractor
S5b.8.1.7	Disposal of chemical wastes should be carried out in compliance with the Waste Disposal Ordinance. The Code of Practice on the Packaging, Labelling and Storage of Chemical Wastes published under the Waste Disposal Ordinance details the requirements to deal with chemical wastes. General requirements are given as follows: <ul style="list-style-type: none"> <li>Suitable containers should be used to hold the chemical wastes to avoid leakage or spillage during storage, handling and transport.</li> <li>Chemical waste containers should be suitably labelled, to notify and warn the personnel who are handling the wastes, to avoid accidents.</li> <li>Storage area should be selected at a safe location on site and adequate space should be allocated to the storage area.</li> </ul>	Work site / During the construction period	Contractor		✓			EIAO-TM; ProPECC PN 1/94; WPCO; WDO	Deficiency of Mitigation Measures but rectified by the Contractor

EIA Ref	Environmental Protection Measures / Mitigation Measures	Location / Timing	Implementation Agent	Implementation Stages*				Relevant Legislation and Guidelines	Implementation Status and Remarks
				Des	C	O	Dec		
S5b.8.1.8	<p><u>Sewage Effluent</u></p> <p>Temporary sanitary facilities, such as portable chemical toilets, should be employed on-site where necessary to handle sewage from the workforce. A licensed contractor would be responsible. For appropriate disposal and maintenance of these facilities.</p>	Work site / During the construction period	Contractor		✓			EIAO-TM; ProPECC PN 1/94; WPCO	Implemented
S5b.8.1.9	<p><u>Reclamation and Construction of Breakwaters</u></p> <ul style="list-style-type: none"> <li>The proposed dredging and reclamation should be commenced in phases. The breakwaters and seawalls should be constructed and the reclamation should be started within the enclosed breakwaters after the completion of the breakwater. Silt curtain should be applied around caissons / blockwork during the filling of the cell to prevent the loss of fine in the filling material.</li> <li>The maximum production rate for dredging for the anti-scouring protection layer shall not exceed the permitted maximum daily dredging rate and carried out within its respective distance from the nearest non-translocatable coral community by the dredging contractor as specified in S.2.18 of the Further Environmental Permit (no.:FEP-01/429/2012/A). It is recommended to employ closed grab with small capacity of 2 m<sup>3</sup> to control the dredging rate.</li> <li>Any gap that may need to be provided for marine access will be located at the middle</li> </ul>	Work site / During the marine construction period	Contractor		✓			EIAO-TM; WPCO, Supporting Document for Application for Variation of Environmental Permit (EP-429/2012) Further Environmental Permit No. FEP-01/429/2012/A	N/A



EIA Ref	Environmental Protection Measures / Mitigation Measures	Location / Timing	Implementation Agent	Implementation Stages*				Relevant Legislation and Guidelines	Implementation Status and Remarks
				Des	C	O	Dec		
	<p>of the North Western seawall, away from the identified coral communities and will be shielded by silt curtains systems to control sediment plume dispersion.</p> <ul style="list-style-type: none"> <li>• The silt curtain system at marine access opening should be closed as soon as the barges passes through the marine access opening in order to minimize the period of curtain opening. Filling should only be carried out behind the silt curtain when the silt curtain is completely closed.</li> <li>• To enhance the effectiveness of the silt curtain at the marine access, the northern breakwater would be built before the commencement of the reclamation to reduce the current velocity towards the marine access opening.</li> <li>• The silt curtain system at marine access opening should be regularly checked and maintained to ensure proper functioning.</li> <li>• Where public fill is proposed for filling below +2.5mPD, the fine content in the public fill will be controlled to 25% which is in line with the CEDD's General Specification;</li> <li>• The filling for reclamation should be carried out behind the seawall. The filling material should only consist of public fill, rock and sand. The filling composition and filling rates at each filling area should follow those delineated in Table 1 of the FEP-01/429/2012/. The filling above high watermark is not restricted;</li> </ul>								

EIA Ref	Environmental Protection Measures / Mitigation Measures	Location / Timing	Implementation Agent	Implementation Stages*				Relevant Legislation and Guidelines	Implementation Status and Remarks
				Des	C	O	Dec		
	<ul style="list-style-type: none"> <li>• No dredging should be carried out within 16m to the nearest non-translocatable coral community;</li> <li>• Daily site audit including full-time on-site monitoring by the ET is recommended during the dredging for anti-scouring protection layer for checking the compliance with the permitted no. of grab;</li> <li>• Closed grab dredger should be used to minimize the loss of sediment during the raising of the loaded grabs through the water column;</li> <li>• Frame-type silt curtains should be deployed around the dredging operations;</li> <li>• Floating-type silt curtains should be used to surround the circular cell during the sheetpiling work;</li> <li>• The descent speed of grabs should be controlled to minimize the seabed impact speed;</li> <li>• Barges should be loaded carefully to avoid splashing of material;</li> <li>• All barges used for the transport of dredged materials should be fitted with tight bottom seals in order to prevent leakage of material during loading and transport;</li> <li>• All barges should be filled to a level which ensures that material does not spill over during loading and transport to the disposal site and that adequate freeboard is</li> </ul>								

EIA Ref	Environmental Protection Measures / Mitigation Measures	Location / Timing	Implementation Agent	Implementation Stages*				Relevant Legislation and Guidelines	Implementation Status and Remarks
				Des	C	O	Dec		
	<p>maintained to ensure that the decks are not washed by wave action.</p> <ul style="list-style-type: none"> <li>No DCM works should be carried out within 100m to the nearest non-translocatable coral colony / colonies.</li> <li>Silt curtains should be employed to enclose DCM field trial and any full scale DCM work to minimize the potential impacts on water aspect.</li> <li>A sand blanket is to be placed on top of the marine deposit using tremie pipes prior to the DCM ground treatment to avoid seabed sediment disturbance.</li> </ul>								
S5b.8.2.3	<p><u>Operational Phase Discharges</u></p> <p>A pipeline drainage system will serve the development area collecting surface runoff from paved areas, roof, etc. Sustainable drainage principle would be adopted in the drainage system design to minimize peak surface runoff, maximize permeable surface and maximize beneficial use of rainwater.</p>	Within IWMF site / During the operational phase	IWMF Operator	✓		✓		WPCO	N/A
S5b.8.2.4	<p>Oil interceptors should be provided in the drainage system of any potentially contaminated areas (such as truck parking area and maintenance workshop) and regularly cleaned to prevent the release of oil products into the storm water drainage system in case of accidental spillages. Accidental spillage should be cleaned up as soon as practicable and all waste oils and fuels should be collected and handled in</p>	Within IWMF site / During the operational phase	IWMF Operator	✓		✓		WPCO; WDO	N/A

EIA Ref	Environmental Protection Measures / Mitigation Measures	Location / Timing	Implementation Agent	Implementation Stages*				Relevant Legislation and Guidelines	Implementation Status and Remarks
				Des	C	O	Dec		
	compliance with the Waste Disposal Ordinance.								
S5b.8.2.5	<u>Refuse Entrapment</u> Collection and removal of floating refuse should be performed at regular intervals for keeping the water within the Project site boundary and the neighboring water free from rubbish.	Within the Project site / During the operational phase	IWMF Operator			✓		WPCO	N/A
S5b.8.2.6	<u>Transportation of bottom ash, fly ash and APC residues to WENT Landfill for disposal</u> Covered container should be used in the shipping of the incineration waste to limit the contact between the incineration waste and the marine water. A comprehensive emergency response plan for any accidental spillage should be submitted by the operation contractor to the EPD for agreement before the operation of the facilities. Salvage and cleanup action to recover the spilled incineration waste containers following the spillage should be carried out according to the emergency response plan to mitigate the environmental impact in case of spillage.	Transportation of Incineration Ash / During the operational phase	IWMF Operator			✓			N/A

\* Des - Design, C - Construction, O – Operation, and Dec - Decommissioning

**Table B.4 Implementation Schedule for Waste Management Measures for the IWMF at the artificial island near SKC**

EIA Ref	Environmental Protection Measures / Mitigation Measures	Location / Timing	Implementation Agent	Implementation Stages*				Relevant Legislation and Guidelines	Implementation Status and Remarks
				Des	C	O	Dec		
6b.5.1.2	<p><u>Good Site Practices</u></p> <p>Adverse environmental impacts in relation to waste management are not expected, provided that good site practices are strictly followed. Recommendations for good site practices during the construction activities would include:</p> <ul style="list-style-type: none"> <li>• Obtain relevant waste disposal permits from appropriate authorities, in accordance with the Waste Disposal Ordinance (Cap. 354) and subsidiary Regulations and the Land (Miscellaneous Provisions) Ordinance (Cap. 28);</li> <li>• Provide staff training for proper waste management and chemical handling procedures;</li> <li>• Provide sufficient waste disposal points and regular waste collection;</li> <li>• Provide appropriate measures to minimize windblown litter and dust during transportation of waste by either covering trucks or by transporting wastes in enclosed containers; and</li> <li>• Carry out regular cleaning and maintenance programme for drainage systems, sumps and oil interceptors;</li> <li>• Separate chemical wastes for special handling and disposed of to licensed facility for treatment; and</li> <li>• Employ licensed waste collector to collect waste.</li> </ul>	Work Site/ During Construction Period	Contractor		✓			WDO; LDO; ETWB TCW No. 19/2005; EIAO-TM	Deficiency of Mitigation Measures but rectified by the Contractor

EIA Ref	Environmental Protection Measures / Mitigation Measures	Location / Timing	Implementation Agent	Implementation Stages*				Relevant Legislation and Guidelines	Implementation Status and Remarks
				Des	C	O	Dec		
6b.5.1.3	<p><u>Waste Reduction Measures</u></p> <p>Good management and control can prevent the generation of a significant amount of waste. Waste reduction is best achieved at the planning and design stage, as well as by ensuring the implementation of good site practices.</p> <p>Recommendations to achieve waste reduction include:</p> <ul style="list-style-type: none"> <li>• Design foundation works that could minimize the amount of excavated material to be generated.</li> <li>• Provide training to workers on the importance of site cleanliness and appropriate waste management procedures, including waste reduction, reuse and recycling;</li> <li>• Sort out demolition debris and excavated materials from demolition works to recover reusable/recyclable portions (i.e. soil, broken concrete, metal etc.);</li> <li>• Segregate and store different types of waste in different containers, skips or stockpiles to enhance reuse or recycling of materials and their proper disposal;</li> <li>• Encourage the collection of aluminum cans by providing separate labelled bins to enable this waste to be segregated from other general refuse generated by the work force;</li> <li>• Proper storage and site practices to minimize the potential for damage or contamination of construction materials; and</li> </ul>	Work Site/ During Design & Construction Period	Contractor	✓	✓			Implemented.  N/A for demolition items	

EIA Ref	Environmental Protection Measures / Mitigation Measures	Location / Timing	Implementation Agent	Implementation Stages*				Relevant Legislation and Guidelines	Implementation Status and Remarks
				Des	C	O	Dec		
	<ul style="list-style-type: none"> <li>Plan and stock construction materials carefully to minimize amount of waste to be generated and to avoid unnecessary generation of waste.</li> </ul>								
6b.5.1.7	<p><u>Dredged Sediment – Application of Dumping Permit</u></p> <p>The project proponent should agree in advance with MFC of CEDD on the site allocation. The project proponent or contractor for the dredging works shall then apply for the site allocations of marine sediment disposal based on the prior agreement with MFC/CEDD. The project proponent or contractor should also be responsible for the application of all necessary permits from relevant authorities, including the dumping permit as required under DASO from EPD, for the disposal of dredged sediment prior to the commencement of the dredging works.</p>	Seawall and Reclamation site / Construction Period	EPD and its contractor	✓	✓			DASO ETWB TCW 34/2002	Implemented
6b.5.1.8	<p><u>Dredged Sediment – Sediment Quality Report</u></p> <p>The project proponent or contractor will need to satisfy the appropriate authorities that the quality of the marine sediment to be dredged has been identified according to the requirements of ETWB TCW 34/2002. This should be completed well before the dredging works and would include at least the submission of a formal Sediment Quality Report under Tier I of ETWB TCW No. 34/2002 to DEP for approval. Subject to advice from DEP, it is possible that further marine SI in</p>	Seawall and Reclamation site / Construction Period	EPD and its contractor	✓				DASO ETWB TCW 34/2002	Implemented

EIA Ref	Environmental Protection Measures / Mitigation Measures	Location / Timing	Implementation Agent	Implementation Stages*				Relevant Legislation and Guidelines	Implementation Status and Remarks
				Des	C	O	Dec		
	accordance with ETWB TCW 34/2002 might be necessary for the application of dumping permit under DASO. In such case, a sediment sampling and testing proposal shall be submitted to and approved by DEP before the additional marine SI works.								
6b.5.1.9	<p><u>Dredged Sediment – Sediment Transportation</u></p> <p>The barge transporting the sediments to the designated disposal sites should be equipped with tight fitting seals to prevent leakage and should not be filled to a level that would cause overflow of materials or laden water during loading or transportation. In addition, monitoring of the barge loading shall be conducted to ensure that loss of material does not take place during transportation. Transport barges or vessels shall be equipped with automatic self-monitoring devices as specified by the DEP.</p>	Seawall and Reclamation site / Construction Period	EPD and its contractor		✓			DASO ETWB TCW 34/2002	Implemented
6b.5.1.10	<p><u>Construction and Demolition Materials</u></p> <p>In order to minimize the impact resulting from collection and transportation of C&amp;D materials for off-site disposal, the excavated material arising from site formation and foundation works should be reused on-site as backfilling material and for landscaping works as far as practicable. Other mitigation requirements are listed below:</p> <ul style="list-style-type: none"> <li>• A Waste Management Plan (WMP), which becomes part of the Environmental Management Plan</li> </ul>	Work Site/ During Design & Construction Period	Contractor	✓	✓			ETWB TCW No. 19/2005	Implemented



EIA Ref	Environmental Protection Measures / Mitigation Measures	Location / Timing	Implementation Agent	Implementation Stages*				Relevant Legislation and Guidelines	Implementation Status and Remarks
				Des	C	O	Dec		
	<p>(EMP), should be prepared in accordance with ETWB TCW No.19/2005;</p> <ul style="list-style-type: none"> <li>• A recording system for the amount of wastes generated, recycled and disposed (including the disposal sites) should be adopted for easy tracking; and</li> <li>• In order to monitor the disposal of C&amp;D materials at public filling facilities and landfills and to control fly-tipping, a trip-ticket system should be adopted (refer to <i>ETWB TCW No. 31/2004</i>).</li> </ul>								
6b.5.1.1 1 – 6b.5.1.12	<p>The Contactor should prepare and implement an EMP in accordance with ETWB TCW No.19/2005, which describes the arrangements for avoidance, reuse, recovery, recycling, storage, collection, treatment and disposal of different categories of waste to be generated from construction activities. Such a management plan should incorporate site specific factors, such as the designation of areas for segregation and temporary storage of reusable and recyclable materials. The EMP should be submitted to the Engineer for approval. The Contractor should implement waste management practices in the EMP throughout the construction stage of the Project. The EMP should be reviewed regularly and updated by the Contractor, preferably on a monthly basis.</p>	Work Site/ During Design & Construction Period	Contractor	✓	✓			ETWB TCW No. 19/2005	Implemented

EIA Ref	Environmental Protection Measures / Mitigation Measures	Location / Timing	Implementation Agent	Implementation Stages*				Relevant Legislation and Guidelines	Implementation Status and Remarks
				Des	C	O	Dec		
	All surplus C&D materials arising from or in connection with construction works should become the property of the Contractor when it is removed unless otherwise stated. The Contractor would be responsible for devising a system to work for on-site sorting of C&D materials and promptly removing all sorted and process materials arising from the construction activities to minimize temporary stockpiling on-site. The system should be included in the EMP identifying the source of generation, estimated quantity, arrangement for on-site sorting, collection, temporary storage areas and frequency of collection by recycling Contractors or frequency of removal off-site.								
6b.5.1.13	<u>Chemical Wastes</u> Should chemical wastes be produced at the construction site, the Contractor would be required to register with EPD as a Chemical Waste Producer and to follow the guidelines stated in the Code of Practice on the Packaging, Labelling and Storage of Chemical Wastes. Good quality containers compatible with the chemical wastes should be used, and incompatible chemicals should be stored separately. Appropriate labels should be securely attached on each chemical waste container indicating the corresponding chemical characteristics of the chemical waste (such as explosive, flammable, oxidizing, irritant, toxic, harmful, or corrosive). The Contractor should employ a	Work Site/ During Construction Period	Contractor		✓			Waste Disposal (Chemical Waste) (General) Regulation	Implemented.

EIA Ref	Environmental Protection Measures / Mitigation Measures	Location / Timing	Implementation Agent	Implementation Stages*				Relevant Legislation and Guidelines	Implementation Status and Remarks
				Des	C	O	Dec		
	licensed collector to transport and dispose of the chemical wastes, to either the Chemical Waste Treatment Centre at Tsing Yi, or another licensed facility, in accordance with the Waste Disposal (Chemical Waste) (General) Regulation.								
6b.5.1.14	<p><u>General Refuse</u></p> <p>General refuse should be stored in enclosed bins or compaction units separate from C&amp;D materials. A licensed waste collector should be employed by the Contractor to remove general refuse from the site, separately from C&amp;D materials. Preferably an enclosed and covered area should be provided to reduce the occurrence of 'wind blown' light material.</p>	Work Site/ During Construction Period	Contractor		✓			Public Health and Municipal Services Ordinance	Deficiency of Mitigation Measures but rectified by the Contractor
6b.5.1.1 6 – 6b.5.1.33	<p><u>Biogas Generation</u></p> <p>The Contractor shall review the data and analysis results, and the data from further Site Investigation, if any. Subject to the review findings, the following gas protection measures may be considered if necessary:</p> <ul style="list-style-type: none"> <li>- gas monitoring after reclamation;</li> <li>- passive ventilation;</li> <li>- gas impermeable membrane;</li> <li>- ventilation with "at risk" rooms;</li> <li>- protection of utilities or below ground services;</li> </ul>	Reclamation site (if dredging at the reclamation site is not required) / Design & Construction Period	Designer and/or contractor	✓	✓			EPD/TR8/97	N/A

EIA Ref	Environmental Protection Measures / Mitigation Measures	Location / Timing	Implementation Agent	Implementation Stages*				Relevant Legislation and Guidelines	Implementation Status and Remarks
				Des	C	O	Dec		
	- precautions during construction works;  - precautions prior to entry of belowground services								
6b.5.2.1	<p><u>Good Site Practices</u></p> <p>It is recommended that the following good operational practices should be adopted to minimise waste management impacts:</p> <ul style="list-style-type: none"> <li>Obtain the necessary waste disposal permits from the appropriate authorities, in accordance with the Waste Disposal Ordinance (Cap. 354) and Waste Disposal (Chemical Waste) (General) Regulation;</li> <li>Nomination of an approved person to be responsible for good site practice, arrangements for collection and effective disposal to an appropriate facility of all wastes generated at the site;</li> <li>Use of a waste haulier licensed to collect specific category of waste;</li> <li>A trip-ticket system should be included as one of the contractual requirements and implemented by the Environmental Team to monitor the disposal of solid wastes at landfills, and to control fly tipping. Reference should be made to ETWB TCW No. 31/2004.</li> </ul>	IWMF Site/During Operation Period	IWMF Operator			✓		Waste Disposal Ordinance (Cap.354); Waste Disposal (Chemical Waste) (General) Regulation; ETWB TCW No. 1/2004	N/A

EIA Ref	Environmental Protection Measures / Mitigation Measures	Location / Timing	Implementation Agent	Implementation Stages*				Relevant Legislation and Guidelines	Implementation Status and Remarks
				Des	C	O	Dec		
	<ul style="list-style-type: none"> <li>• Training of site personnel in proper waste management and chemical waste handling procedures;</li> <li>• Separation of chemical wastes for special handling and appropriate treatment at a licensed facility;</li> <li>• Routine cleaning and maintenance programme for drainage systems, sumps and oil interceptors;</li> <li>• Provision of sufficient waste disposal points and regular collection for disposal;</li> <li>• Adoption of appropriate measures to minimize windblown litter and dust during transportation of waste, such as covering trucks or transporting wastes in enclosed containers; and</li> <li>• Implementation of a recording system for the amount of wastes generated, and disposed of (including recycled the disposal sites).</li> </ul>								
6b.5.2.2	<p><u>Waste Reduction Measures</u></p> <p>Good management and control can prevent the generation of significant amounts of waste. It is recommended that the following good operational practices should be adopted to ensure waste reduction:</p> <ul style="list-style-type: none"> <li>• Segregation and storage of different types of waste in different containers, skips or stockpiles to enhance reuse or recycling of materials and their proper disposal;</li> </ul>	IWMF Site/ During Operation Period	IWMF Operator			✓		Implemented	

EIA Ref	Environmental Protection Measures / Mitigation Measures	Location / Timing	Implementation Agent	Implementation Stages*				Relevant Legislation and Guidelines	Implementation Status and Remarks
				Des	C	O	Dec		
	<ul style="list-style-type: none"> <li>Encourage collection of aluminum cans, plastic bottles and packaging material (e.g. carton boxes) and office paper by individual collectors. Separate labelled bins should be provided to help segregate this waste from other general refuse generated by the work force; and</li> <li>Any unused chemicals or those with remaining functional capacity should be reused as far as practicable.</li> </ul>								
6b.5.2.3	<p><u>Storage, Handling, Treatment, Collection and Disposal of Incineration By-Products</u></p> <p>The following measures are recommended for the storage, handling and collection of the incineration by-products:</p> <ul style="list-style-type: none"> <li>Ash should be stored in storage silos;</li> <li>Ash should be handled and conveyed in closed systems fully segregated from the ambient environment;</li> <li>Ash should be wetted with water to control fugitive dust, where necessary;</li> <li>All fly ash and APC residues should be treated, e.g. by cement solidification or chemical stabilization, for compliance with the proposed Incineration Residue Pollution Control Limits and leachability criteria prior to disposal;</li> </ul>	IWMF Site/ During Operation Period	IWMF Operator			✓		Incineration Residue Pollution Control Limits N/A	

EIA Ref	Environmental Protection Measures / Mitigation Measures	Location / Timing	Implementation Agent	Implementation Stages*				Relevant Legislation and Guidelines	Implementation Status and Remarks
				Des	C	O	Dec		
	<ul style="list-style-type: none"> <li>The ash should be transported in covered trucks or containers to the designated landfill site.</li> </ul> <p>The Contractor should provide EPD with chemical analysis results of the bottom ash, and treated fly ash and APC residues to confirm that the ash/residue can comply with the proposed Incineration Residue Pollution Control Limits before disposal.</p>								
6b.6.3.1	<p><u>Fuel Oil Tank Construction and Test</u></p> <ul style="list-style-type: none"> <li>The fuel tank to be installed should be of specified durability.</li> <li>Double skin tanks are preferred.</li> <li>Underground fuel storage tank should be placed within a concrete pit.                             <ul style="list-style-type: none"> <li>The concrete pit shall be accessible to allow regular tank integrity tests to be carried out at regular intervals.</li> </ul> </li> <li>Tank integrity tests should be conducted by an independent qualified surveyor or structural engineer.</li> <li>Any potential problems identified in the test should be rectified as soon as possible.</li> </ul>	Fuel Oil Storage Tank/ During Design, Construction and Operation Periods	IWMF Contractor	✓	✓	✓		N/A	

EIA Ref	Environmental Protection Measures / Mitigation Measures	Location / Timing	Implementation Agent	Implementation Stages*				Relevant Legislation and Guidelines	Implementation Status and Remarks
				Des	C	O	Dec		
6b.6.3.1	<p><u>Fuel Oil Pipeline Construction and Test</u></p> <ul style="list-style-type: none"> <li>Installation of aboveground fuel oil pipelines is preferable; if underground pipelines are unavoidable, concrete lined trenches should be constructed to contain the pipelines.</li> <li>Double skin pipelines are preferred.</li> <li>Distance between the fuel oil refuelling points and the fuel oil storage tank shall be minimized.</li> <li>Integrity tests for the pipelines should be conducted by an independent qualified surveyor or structural engineer at regular intervals.</li> <li>Any potential problems identified in the test should be rectified as soon as possible.</li> </ul>	Fuel Oil Pipelines/ During Design, Construction and Operation Periods	IWMF Contractor	✓	✓	✓			N/A
6b.6.3.1	<p><u>Fuel Oil Leakage Detection</u></p> <ul style="list-style-type: none"> <li>Installation of leak detection device at storage tank and pipelines.</li> <li>Installation and use of pressure gauges (e.g. at the two ends of a filling line) in fuel filling, which allows unexpected pressure drop or difference and sign of leakage to be detected.</li> </ul>	Fuel Oil Storage Tank and Pipelines/ During Design, Construction and Operation Periods	IWMF Contractor	✓	✓	✓			N/A
6b.6.3.1	<p><u>Fuel Oil Storage Tank Refuelling</u></p>	Fuel Oil Refuelling Point/	IWMF Operator			✓			N/A



EIA Ref	Environmental Protection Measures / Mitigation Measures	Location / Timing	Implementation Agent	Implementation Stages*				Relevant Legislation and Guidelines	Implementation Status and Remarks
				Des	C	O	Dec		
	<ul style="list-style-type: none"> <li>Storage tank refuelling (from road tanker) should only be conducted by authorized staff of the oil company using the company's standard procedures.</li> </ul>	During Operation Period							
6b.6.3.1	<p><u>Fuel Oil Spillage Response</u></p> <p>An Oil Spill Response Plan should be prepared by the operator to document the appropriate response procedures for oil spillage incidents in detail. General procedures to be taken in case of fuel oil spillage are presented below.</p> <ul style="list-style-type: none"> <li>Training                             <ul style="list-style-type: none"> <li>- Training on oil spill response actions should be given to relevant staff. The training shall cover the followings:                                     <ul style="list-style-type: none"> <li>➤Tools &amp; resources to combat oil spillage and fire, e.g. locations of oil spill handling equipment and fire fighting equipment;</li> <li>➤General methods to deal with oil spillage and fire incidents;</li> <li>➤Procedures for emergency drills in the event of oil spills and fire; and</li> <li>➤Regular drills shall be carried out.</li> </ul> </li> </ul> </li> <li>Communication                             <ul style="list-style-type: none"> <li>-Establish communication channel with the Fire Services Department (FSD) and EPD to report any oil spillage incident</li> </ul> </li> </ul>	IWMF Site/ During Operation Period	IWMF Operator			✓		N/A	

EIA Ref	Environmental Protection Measures / Mitigation Measures	Location / Timing	Implementation Agent	Implementation Stages*				Relevant Legislation and Guidelines	Implementation Status and Remarks
				Des	C	O	Dec		
	<p>so that necessary assistance from relevant department can be quickly sought.</p> <ul style="list-style-type: none"> <li>• Response Procedures</li> </ul> <p>-Any fuel oil spillage within the IWMF site should be immediately reported to the Plant Manager with necessary details including location, source, possible cause and extent of the spillage.</p> <p>-Plant Manager should immediately attend to the spillage and initiate any appropriate action to confine and clean up the spillage. The response procedures shall include the following:</p> <ul style="list-style-type: none"> <li>➤Identify and isolate the source of spillage as soon as possible.</li> <li>➤Contain the oil spillage and avoid infiltration into soil/ groundwater and discharge to storm water channels.</li> <li>➤Remove the oil spillage.</li> <li>➤Clean up the contaminated area.</li> <li>➤If the oil spillage occurs during storage tank refuelling, the refueling operation should immediately be stopped.</li> <li>➤Recovered contaminated fuel oil and the associated material to remove the spilled oil should be considered as chemical waste. The handling and disposal</li> </ul>								

EIA Ref	Environmental Protection Measures / Mitigation Measures	Location / Timing	Implementation Agent	Implementation Stages*				Relevant Legislation and Guidelines	Implementation Status and Remarks
				Des	C	O	Dec		
	procedures for chemical wastes are discussed in the following paragraphs.								
6b.6.3.2	<p><b><u>Chemicals and Chemical Wastes Handling &amp; Storage</u></b></p> <ul style="list-style-type: none"> <li>• Chemicals and chemical wastes should only be stored in suitable containers in purpose-built areas.</li> <li>• The storage of chemical wastes should comply with the requirements of the Code of Practice on the Packaging, Labelling and Storage of Chemical Wastes.</li> <li>• The storage areas for chemicals and chemical wastes shall have an impermeable floor or surface. The impermeable floor/ surface shall possess the following properties:                             <ul style="list-style-type: none"> <li>- Not liable to chemically react with the materials and their containers to be stored.</li> <li>- Able to withstand normal loading and physical damage caused by container handling</li> <li>- The integrity and condition of the impermeable floor or surface should be inspected at regular intervals to ensure that it is satisfactorily maintained</li> </ul> </li> </ul> <p>➤ For liquid chemicals and chemical wastes storage, the</p>	Chemicals and Chemical Wastes Storage Area / During Operation Period	IWMF Operator			✓			N/A

EIA Ref	Environmental Protection Measures / Mitigation Measures	Location / Timing	Implementation Agent	Implementation Stages*				Relevant Legislation and Guidelines	Implementation Status and Remarks
				Des	C	O	Dec		
	<p>storage area should be bunded to contain at least 110% of the storage capacity of the largest containers or 20% of the total quantity of the chemicals/chemical wastes stored, whichever is the greater.</p> <ul style="list-style-type: none"> <li>➤ Storage containers shall be checked at regular intervals for their structural integrity and to ensure that the caps or fill points are tightly closed.</li> <li>➤ Chemical handling shall be conducted by trained workers under supervision.</li> </ul>								
6b.6.3.2	<p><u>Chemicals and Chemical Wastes Spillage Response</u></p> <p>A Chemicals and/ or Chemical Wastes Spillage Response Plan shall be prepared by the operator to document in detail the appropriate response procedures for chemicals or chemical wastes spillage incidents. General procedures to be undertaken in case of chemicals/ chemical waste spillages are presented below.</p> <ul style="list-style-type: none"> <li>• Training <ul style="list-style-type: none"> <li>- Training on spill response actions should be given to relevant staff. The training shall cover the followings:</li> </ul> </li> </ul>	IWMF Site/ During Operation Period	IWMF Operator			✓		N/A	

EIA Ref	Environmental Protection Measures / Mitigation Measures	Location / Timing	Implementation Agent	Implementation Stages*				Relevant Legislation and Guidelines	Implementation Status and Remarks
				Des	C	O	Dec		
	<ul style="list-style-type: none"> <li>➢ Tools &amp; resources to handle spillage, e.g. locations of spill handling equipment;</li> <li>➢ General methods to deal with spillage; and</li> <li>➢ Procedures for emergency drills in the event of spills.</li> </ul> <ul style="list-style-type: none"> <li>• Communication                             <ul style="list-style-type: none"> <li>- Establish communication channel with FSD and EPD to report the spillage incident so that necessary assistance from relevant department can be quickly sought.</li> </ul> </li> <li>• Response Procedures                             <ul style="list-style-type: none"> <li>- Any spillage within the IWMF site should be reported to the Plant Manager.</li> <li>- Plant Manager shall attend to the spillage and initiate any appropriate actions needed to confine and clean up the spillage. The response procedures shall include the followings:                                     <ul style="list-style-type: none"> <li>➢ Identify and isolate the source of spillage as soon as possible;</li> <li>➢ Contain the spillage and avoid infiltration into soil/</li> </ul> </li> </ul> </li> </ul>								

EIA Ref	Environmental Protection Measures / Mitigation Measures	Location / Timing	Implementation Agent	Implementation Stages*				Relevant Legislation and Guidelines	Implementation Status and Remarks
				Des	C	O	Dec		
	<p>groundwater and discharge to storm water channels (in case the spillage occurs at locations out of the designated storage areas);</p> <ul style="list-style-type: none"> <li>➤ Remove the spillage; the removal method/procedures documented in the Material Safety Data Sheet (MSDS) of the chemicals spilled should be observed;</li> <li>➤ Clean up the contaminated area (in case the spillage occurs at locations out of the designated storage areas); and</li> <li>➤ The waste arising from the cleanup operation should be considered as chemical wastes.</li> </ul>								
6b.6.3.3	<p><u>Preventive Measures for Incineration By-products Handling</u></p> <p>The recommended measures listed below can minimize the potential contamination to the surrounding environment due to the incineration by-products:</p> <ul style="list-style-type: none"> <li>• Ash should be stored in storage silos;</li> <li>• Ash should be handled and conveyed in closed systems fully segregated</li> </ul>	Storage, Handling & Collection of Incineration Ash at IWMF/ During Operation Period	IWMF Operator			✓		N/A	

EIA Ref	Environmental Protection Measures / Mitigation Measures	Location / Timing	Implementation Agent	Implementation Stages*				Relevant Legislation and Guidelines	Implementation Status and Remarks
				Des	C	O	Dec		
	<p>from the ambient environment;</p> <ul style="list-style-type: none"> <li>Ash should be wetted with water to control fugitive dust, where necessary;</li> <li>All fly ash and APC residues should be treated, e.g. by cement solidification or chemical stabilization, for compliance with the proposed Incineration Residue Pollution Control Limits and leachability criteria prior to disposal;</li> <li>The ash should be transported in covered trucks or containers to the designated landfill site.</li> </ul>								
6b.6.3.4 -6b.6.3.6	<p><u>Incident Record</u></p> <p>After any spillage, an incident report should be prepared by the Plant Manager. The incident report should contain details of the incident including the cause of the incident, the material spilled and estimated spillage amount, and also the response actions undertaken. The incident record should be kept carefully and able to be retrieved when necessary.</p> <p>The incident report should provide sufficient details for the evaluation of any environmental impacts due to the spillage and assessment of the effectiveness of measures taken.</p>	IWMF Site/ During Operation Period	IWMF Operator			✓		Guidance Manual for Use of Risk-based Remediation Goals for Contaminated Land Management and the Guidance Note for Contaminated Land and Remediation.	N/A

EIA Ref	Environmental Protection Measures / Mitigation Measures	Location / Timing	Implementation Agent	Implementation Stages*				Relevant Legislation and Guidelines	Implementation Status and Remarks
				Des	C	O	Dec		
	In case any spillage or accidents results in significant land contamination, EPD should be informed immediately and the IWMF operator should be responsible for the cleanup of the affected area. The responses procedures described in <b>Section 6b.6.3.1</b> and <b>Section 6b.6.3.2</b> of EIA report should be followed accordingly together with the land contamination assessment and remediation guidelines stipulated in the <i>Guidance Manual for Use of Risk-based Remediation Goals for Contaminated Land Management and the Guidance Note for Contaminated Land and Remediation</i> .								

\* Des - Design, C - Construction, O – Operation, and Dec - Decommissioning



**Table B.5 Implementation Schedule for Ecological Quality Measures for the IWMF at the artificial island near SKC**

EIA Ref	Environmental Protection Measures / Mitigation Measures	Location / Timing	Implementation Agent	Implementation Stages*				Relevant Legislation and Guidelines	Implementation Status and Remarks
				Des	C	O	Dec		
7b.8.2.1	<p><u>Measures to avoid direct loss of intertidal habitat</u></p> <ul style="list-style-type: none"> <li>The site boundary has been proposed to avoid direct contact with the intertidal natural rocky shore of Shek Kwu Chau. It avoids direct loss of intertidal communities and the existing natural rocky shore habitat, where Reef Egret and White-bellied Sea Eagle have been recorded within and in the vicinity of this habitat.</li> </ul>	IWMF site	Design team	✓				EIAO-TM	N/A
7b.8.2.2	<p><u>Measures to minimise loss of coastal subtidal habitat</u></p> <ul style="list-style-type: none"> <li>Extensive coral colonies were recorded at the coastal hard bottom habitat at Shek Kwu Chau. To avoid and minimise the extensive direct impact on the coral colonies, the proposed reclamation area has been moved further offshore to minimise loss of subtidal habitat near shore.</li> </ul>	IWMF site	Design team	✓				EIAO-TM	N/A
7b.8.2.3	<p><u>Zero Discharge Scheme</u></p> <ul style="list-style-type: none"> <li>The design scheme of the Project has avoided discharge of wastewater into the marine environment. A zero discharge scheme would be adopted during the operation of the Project. An on-site wastewater treatment plant would be</li> </ul>	IWMF site	Design team, IWMF operator	✓		✓		WPCO	N/A

EIA Ref	Environmental Protection Measures / Mitigation Measures	Location / Timing	Implementation Agent	Implementation Stages*				Relevant Legislation and Guidelines	Implementation Status and Remarks
				Des	C	O	Dec		
	provided to treat the wastewater generated from the IWMF (mainly human sewage). The treated effluent would be re-used in the incineration plant and mechanical treatment plant, or for onsite washdown and landscape.								
7b.8.2.4	<p><u>Measures to avoid loss of plant species of conservation importance</u></p> <ul style="list-style-type: none"> <li>Landing portal construction works would not cause direct lost to the recorded individual of protected plant species,</li> <li><i>Aquilaria sinensis</i>, at the coastal shrubland habitat at Cheung Sha. As a precautionary measure, the plant should be tagged with eye-catching tape and fenced off prior to works, in order to avoid any damage by workers.</li> </ul>	Cheung Sha landing portal	Design team, Contractor	✓	✓		✓	EIAO-TM	N/A
7b.8.3.1 - 7b.8.3.15	<p><u>Measures to minimise water quality impact</u></p> <ul style="list-style-type: none"> <li>Measures for water quality as recommended in <b>Section 5b</b> of the EIA Report should be implemented.</li> </ul>	Work site	Design team, contractor, IWMF operator	✓	✓	✓	✓	EIAO-TM; ProPECC PN 1/94; WPCO	Implemented
7b.8.3.16 - 7b.8.3.30	<p><u>Measures to minimise disturbance on Finless Porpoise</u></p> <p><i>Minimisation of Habitat Loss for Finless Porpoise</i></p>	IWMF site, work site, marine traffic route	Design team, contractor, IWMF operator	✓	✓	✓	✓	EIAO-TM, Supporting Document for Application for Variation of the Environmental	Implemented for avoidance of construction works that may produce underwater acoustic disturbance, Vessel Travel Route implementation, training of staff; N/A for others

EIA Ref	Environmental Protection Measures / Mitigation Measures	Location / Timing	Implementation Agent	Implementation Stages*				Relevant Legislation and Guidelines	Implementation Status and Remarks
				Des	C	O	Dec		
	<ul style="list-style-type: none"> <li>Substantial revision has been made on the layout plan and form of the breakwater, in order to minimise the potential loss of important habitat for Finless Porpoise. The revision has greatly reduced the size of the embayment area, as well as the Project footprint. As a result, the size of habitat loss for Finless Porpoise has reduced from the original ~50 ha, down to ~31 ha.</li> </ul> <p><i>Avoidance of peak season for finless porpoise occurrence</i></p> <ul style="list-style-type: none"> <li>To minimise potential acoustic disturbance from construction activities on Finless Porpoise, construction works that may produce underwater acoustic disturbance should be scheduled outside the months with peak Finless Porpoise occurrence (December to May), including:                             <ul style="list-style-type: none"> <li>sheet piling works for construction of cofferdam surrounding the reclamation area (Phase 1);</li> <li>sheet piling works for construction of the shorter section of breakwater (Phase 1);</li> </ul> </li> </ul>						Permit (EP-429/2012)		

EIA Ref	Environmental Protection Measures / Mitigation Measures	Location / Timing	Implementation Agent	Implementation Stages*				Relevant Legislation and Guidelines	Implementation Status and Remarks
				Des	C	O	Dec		
	<ul style="list-style-type: none"> <li>- sheet piling works for construction of the remaining section of breakwater (Phase 3) and</li> <li>- bored piling works for berth area (Phase 3)</li> </ul> <p>Such works should be restricted within June to November. This approach would not only avoid the peak season for Finless Porpoise occurrence, the magnitude of impacts arise from acoustic disturbance would also be minimised.</p> <ul style="list-style-type: none"> <li>• Since the DCM ground treatment and the installation of precast seawalls and breakwaters should generate no underwater acoustic disturbance to Finless Porpoise, no specific mitigation measures are required.</li> </ul> <p><i>Opt for quieter construction methods and plants</i></p> <ul style="list-style-type: none"> <li>• Considering the sensitivity of marine mammals to underwater acoustic disturbance, instead of the previously proposed conventional breakwater and reclamation peripheral structure, which requires noisy piling works, the current circular cells structure for</li> </ul>								

EIA Ref	Environmental Protection Measures / Mitigation Measures	Location / Timing	Implementation Agent	Implementation Stages*				Relevant Legislation and Guidelines	Implementation Status and Remarks
				Des	C	O	Dec		
	<p>breakwater and reclamation peripheral structure is proposed. A quieter sheet piling method using vibratory hammer or hydraulic impact hammer, should be adopted for the installation of circular cells for cellular cofferdam and northern breakwater during Phase 1, and southern breakwater Phase 3;</p> <ul style="list-style-type: none"> <li>Non-percussive bore piling method would be adopted for the installation of tubular piles for the berth construction during Phase 3.</li> </ul> <p><i>Monitored exclusion zones</i></p> <ul style="list-style-type: none"> <li>During the installation/re-installation/relocation process of floating type silt curtains, in order to avoid the accidental entrance and entrapment of marine mammals within the silt curtains, a monitored exclusion zone of 250 m radius from silt curtain should be implemented. The exclusion zone should be closely monitored by an experienced marine mammal observer at least 30 minutes before the start of installation/re-installation/relocation process. If a marine mammal is noted within the exclusion zone, all marine works should stop immediately and remain idle for 30 minutes, or until the</li> </ul>								

EIA Ref	Environmental Protection Measures / Mitigation Measures	Location / Timing	Implementation Agent	Implementation Stages*				Relevant Legislation and Guidelines	Implementation Status and Remarks
				Des	C	O	Dec		
	<p>exclusion zone is free from marine mammals.</p> <ul style="list-style-type: none"> <li>The experienced marine mammal observer should be well trained to detect marine mammals. Binoculars should be used to search the exclusion zone from an elevated platform with unobstructed visibility. The observer should also be independent from the project proponent and has the power to call-off construction activities.</li> <li>In addition, as marine mammals cannot be effectively monitored within the proposed monitored exclusion zone at night, or during adverse weather conditions (i.e. Beaufort 5 or above, visibility of 300 meters or below), marine works should be avoided under weather conditions with low visibility.</li> </ul> <p><i>Marine mammal watching plan</i></p> <ul style="list-style-type: none"> <li>Upon the completion of the installation/re-installation/relocation of floating type silt curtain, all marine works would be conducted within a fully enclosed environment within the silt curtain, hence exclusion zone monitoring would no longer</li> </ul>								

EIA Ref	Environmental Protection Measures / Mitigation Measures	Location / Timing	Implementation Agent	Implementation Stages*				Relevant Legislation and Guidelines	Implementation Status and Remarks
				Des	C	O	Dec		
	<p>be required. Subsequently, a marine mammal watching plan should be implemented.</p> <p>The plan should include regular inspection of silt curtains, and visual inspection of the waters surrounded by the curtains. Special attention should be paid to Phase 2 (reclamation) where the floating type still curtain would be opened occasionally for vessel access, leaving a temporary 50 m opening.</p> <p>An action plan should be devised to cope with any unpredicted incidents such as the case when marine mammals are found within the waters surrounded by the silt curtains.</p> <p><i>Small openings at silt curtains</i></p> <ul style="list-style-type: none"> <li>The openings for vessel access at the silt curtains should be as small as possible to minimise the risk of accidental entrance.</li> </ul> <p><i>Adoption of regular travel route</i></p> <ul style="list-style-type: none"> <li>During construction and operation, captains of all vessels should adopt regular travel route, in order to minimize the chance of vessel collision with</li> </ul>								

EIA Ref	Environmental Protection Measures / Mitigation Measures	Location / Timing	Implementation Agent	Implementation Stages*				Relevant Legislation and Guidelines	Implementation Status and Remarks
				Des	C	O	Dec		
	<p>marine mammals, which may otherwise result in damage to health or mortality. The regular travel route should avoid areas with high sighting density of Finless Porpoise as much as possible.</p> <p><i>Vessel speed limit</i></p> <ul style="list-style-type: none"> <li>The frequent vessel traffic in the vicinity of works area may increase the chance of mammal mammals being killed or seriously injured by vessel collision. A speed limit of ten knots should be strictly enforced within areas with high density of Finless Porpoise.</li> <li>Passive acoustic monitoring and land-based theodolite monitoring surveys should be adopted to verify the predicted impacts and effectiveness of the proposed mitigation measures.</li> </ul> <p><i>Training of Staff</i></p> <ul style="list-style-type: none"> <li>Staff, including captains of vessels, should be aware of the guidelines for safe vessel operations in the presence of cetaceans during construction and operation phases. Adequate trainings should be provided</li> </ul>								



EIA Ref	Environmental Protection Measures / Mitigation Measures	Location / Timing	Implementation Agent	Implementation Stages*				Relevant Legislation and Guidelines	Implementation Status and Remarks
				Des	C	O	Dec		
7b.8.3.3 1 - 7b.8.3.3 4	<p><u>Measures to minimise impact on corals</u></p> <p><i>Coral translocation</i></p> <ul style="list-style-type: none"> <li>• Coral communities within and in proximity to the proposed dredging sites would be disturbed by the Project due to the dredging operations. In order to minimise direct loss of coral communities, translocation of corals that are attached to movable rocks with diameter less than 50 cm are recommended. In order to avoid disturbance to corals during the spawning period, the spawning season of corals (June to August) should be avoided; and that translocation should be carried out during the winter season (November- March).</li> <li>• The REA survey results suggest that the 198 directly affected coral colonies were attached to movable rocks (less than 50 cm in diameter). It is technically feasible to translocate them to avoid direct loss.</li> <li>• Prior to coral translocation, a more detailed baseline survey, including a coral mapping survey, is recommended to further confirm the</li> </ul>	IWMF site	Design team, contractor, IWMF operator	✓	✓	✓	✓	EIAO-TM	<p>Implemented, tagged coral found missing after hitting by typhoons</p> <p>Re-tagging of 10 coral colonies at indirect impact site and control site were conducted in November and December 2018 respectively.</p>

EIA Ref	Environmental Protection Measures / Mitigation Measures	Location / Timing	Implementation Agent	Implementation Stages*				Relevant Legislation and Guidelines	Implementation Status and Remarks
				Des	C	O	Dec		
	<p>exact number and location of coral colonies within the potentially affected area. A more detailed coral translocation plan, including selection of suitable recipient site, plan for coral translocation, and event / action plan for coral monitoring should be submitted upon approval of this Project, prior to commencement of construction works. Advice from relevant governmental departments (i.e. AFCD) and professionals would be sought after, in order to identify a desirable location for the relocation of coral communities. Post-translocation monitoring on the translocated corals should also be considered.</p> <p><i>Coral monitoring programme</i></p> <ul style="list-style-type: none"> <li>A coral monitoring programme is recommended to assess any adverse and unacceptable impacts to the coral communities at the coasts of Shek Kwu Chau during construction of the Project.</li> </ul> <p><i>Phasing of Works</i></p> <ul style="list-style-type: none"> <li>To minimize environmental impacts, the proposed phasing of construction works has been carefully designed to</li> </ul>								

EIA Ref	Environmental Protection Measures / Mitigation Measures	Location / Timing	Implementation Agent	Implementation Stages*				Relevant Legislation and Guidelines	Implementation Status and Remarks
				Des	C	O	Dec		
	reduce the amount of concurrent works, hence minimize SS elevation and the associated impacts on corals.								
7b.8.3.3 5 - 7b.8.3.4 1	<p><u>Specific measures to minimize disturbance on breeding White-bellied Sea Eagle</u></p> <p><i>Avoidance of noisy works during the breeding season of White-bellied Sea Eagle</i></p> <ul style="list-style-type: none"> <li>• To minimize potential noise disturbance from construction activities on WBSE, noisy construction works should be scheduled outside their breeding season (December to May) to minimise potential degradation in breeding ground quality and breeding activities, including:                             <ul style="list-style-type: none"> <li>- sheet piling works for construction of cofferdam surrounding the reclamation area (Phase 1);</li> <li>- sheet piling works for construction of the shorter section of breakwater (Phase 1);</li> <li>- sheet piling works for construction of the remaining section of breakwater (Phase 3); and</li> <li>- bored piling works for berth area (Phase 3).</li> </ul> </li> </ul>	IWMF site, marine traffic route	Design Team, Contractor, IWMF operator	✓	✓	✓	✓	EIAO-TM	Implemented

EIA Ref	Environmental Protection Measures / Mitigation Measures	Location / Timing	Implementation Agent	Implementation Stages*				Relevant Legislation and Guidelines	Implementation Status and Remarks
				Des	C	O	Dec		
	<p><i>Opt for quieter construction methods and plants</i></p> <ul style="list-style-type: none"> <li>To minimise potential construction noise disturbance on WBSE, quieter construction methods and plants should be adopted. The recommended noise mitigation measures in the <b>Noise</b> chapter (<b>Section 4b.8</b> of the EIA Report) should be implemented to minimise potential noise disturbance to acceptable levels.</li> </ul> <p><i>Restriction on vessel access near the nest of White-bellied Sea Eagle</i></p> <ul style="list-style-type: none"> <li>During construction and operation, in order to minimize disturbance on the existing WBSE nest, a pre-defined practical route to restrict vessel access near the nest should be adopted to keep vessels and boats as far away from the nest as possible.</li> </ul> <p><i>White-bellied Sea Eagle monitoring programme</i></p> <ul style="list-style-type: none"> <li>A WBSE monitoring programme is recommended to assess any adverse and unacceptable impacts to the breeding activities of WBSE during construction and operation of the</li> </ul>								

EIA Ref	Environmental Protection Measures / Mitigation Measures	Location / Timing	Implementation Agent	Implementation Stages*				Relevant Legislation and Guidelines	Implementation Status and Remarks
				Des	C	O	Dec		
	<p>Project. Monitoring surveys for WBSE would include pre-construction phase (twice per month for duration of three months during their breeding season -between December and May, immediately before the commencement of works), construction phase, and operation phase (two years after the completion of construction works).</p> <ul style="list-style-type: none"> <li>Surveys should be conducted twice per month during their breeding season (from December to May); and once per month outside breeding season (June to November). More details on monitoring for WBSE are presented in the EM&amp;A Manual.</li> </ul> <p><i>Education of staff</i></p> <ul style="list-style-type: none"> <li>Staff, including captains of all vessels during construction and operation phases, should be aware of the ecological importance of WBSE. Awareness should be raised among staff to minimise any intentional or unintentional disturbance to the nest.</li> </ul> <p><i>Minimisation of Glare Disturbance</i></p>								

EIA Ref	Environmental Protection Measures / Mitigation Measures	Location / Timing	Implementation Agent	Implementation Stages*				Relevant Legislation and Guidelines	Implementation Status and Remarks
				Des	C	O	Dec		
	<ul style="list-style-type: none"> <li>To minimise glare disturbance on WBSE, which may cause disorientation of birds by interfering with their magnetic compass, and disruption in behavioural patterns such as reproduction, fat storage and foraging pattern, any un-necessary outdoor lighting should be avoided, and in-ward and down-ward pointing of lights should be adopted.</li> </ul>								
-	<p><u>Construction of Seawall/Breakwaters</u></p> <ul style="list-style-type: none"> <li>To widen the open channel between the Artificial Island and Shek Kwu Chau.</li> <li>To design the precast concrete seawall with environmental friendly features.</li> </ul>	IWMF site	Design team, contractor, IWMF operator	✓	✓			Supporting Document for Application for Variation of Environmental Permit (EP-429/2012)	N/A
7b.8.3.42	<p><u>Opt for Quieter Construction Methods and Plants</u></p> <ul style="list-style-type: none"> <li>Quieter construction methods and plants should be used to minimise disturbance to the nearby terrestrial habitat and the associated wildlife.</li> </ul>	Work site	Design team, contractor, IWMF operator	✓	✓	✓	✓	EIAO-TM	Implemented
7b.8.3.43	<p><u>Measures to minimize impacts from artificial lighting</u></p> <ul style="list-style-type: none"> <li>Unnecessary lighting should be avoided, and shielding of lights should be provided to minimize disturbance from light pollution on fauna groups.</li> </ul>	IWMF site	Design team, contractor, IWMF operator	✓	✓	✓		EIAO-TM	Implemented

EIA Ref	Environmental Protection Measures / Mitigation Measures	Location / Timing	Implementation Agent	Implementation Stages*				Relevant Legislation and Guidelines	Implementation Status and Remarks
				Des	C	O	Dec		
7b.8.3.4 4 - 7b.8.3.4 5	<p><u>Measures to minimize accidental spillage</u></p> <ul style="list-style-type: none"> <li>Regular maintenance of vessels, vehicles and equipment that may cause leakage and spillage should only be undertaken within pre-designated areas, which are appropriately equipped to control the associated discharges.</li> <li>Oils, fuels and chemicals should be contained in suitable containers, and only be used and stored in designated areas which have pollution prevention facilities. All fuel tanks and storage areas should be sited on sealed areas in order to prevent spillage of fuels and solvents to the nearby watercourses. All waste oils and fuels should be collected in designated tanks prior to disposal.</li> </ul>	Work site	Contractor, IWMF operator		✓	✓	✓	EIAO-TM	Deficiency of Mitigation Measures but rectified by the Contractor.
7b.8.3.46	<p><u>Measures to minimise sewage effluent</u></p> <ul style="list-style-type: none"> <li>Temporary sanitary facilities, such as portable chemical toilets, should be employed on-site where necessary to handle sewage from the workforce.</li> </ul>	Work site	Contractor		✓			EIAO-TM	N/A
7b.8.3.47	<p><u>Measures to minimise drainage and construction runoff</u></p>	Work site	Contractor		✓		✓	EIAO-TM	N/A

EIA Ref	Environmental Protection Measures / Mitigation Measures	Location / Timing	Implementation Agent	Implementation Stages*				Relevant Legislation and Guidelines	Implementation Status and Remarks
				Des	C	O	Dec		
	<ul style="list-style-type: none"> <li>• Potential ecological impacts resulted from potential degradation of water quality due to unmitigated surface runoff could be minimised via the detailed mitigation measures in <b>Section 5b.8</b> of the EIA Report. The following presents some of the mitigation measures:                             <ul style="list-style-type: none"> <li>- On-site drainage system with implemented sedimentation control facilities.</li> <li>- Channels, earth bunds or sand bag barriers should be provided on site to direct storm water to silt removal facilities.</li> <li>- Provision of embankment at boundaries of earthworks for flood protection.</li> <li>- Water pumped out from foundation piles must be discharged into silt removal facilities.</li> <li>- During rainstorms, exposed slope/soil surfaces should be covered by tarpaulin or other means, as far as practicable.</li> <li>- Exposed soil surface should be minimized to reduce siltation and runoff.</li> <li>- Earthwork final surfaces should be well compacted. Subsequent permanent surface protection should be immediately performed.</li> </ul> </li> </ul>								



EIA Ref	Environmental Protection Measures / Mitigation Measures	Location / Timing	Implementation Agent	Implementation Stages*				Relevant Legislation and Guidelines	Implementation Status and Remarks
				Des	C	O	Dec		
	- Open stockpiles of construction materials, and construction wastes on-site should be covered with tarpaulin or similar fabric during rainstorms.								
7b.8.3.48	<p><u>Measures to minimise impacts from general construction activities</u></p> <ul style="list-style-type: none"> <li>To avoid the entering of construction solid waste into the nearby habitats, construction solid waste should be collected, handled and disposed of properly to avoid entering to the nearby habitats. It is recommended to clean the construction sites on a regular basis.</li> </ul>	Work site	Contractor		✓			EIAO-TM	Implemented
7b.8.3.49	<p><u>Pest Control</u></p> <p>Good waste management practices should be adopted at the IWMF in order to minimise the risk of introduction of pest to the island:</p> <ul style="list-style-type: none"> <li>Transportation of wastes in enclosed containers</li> <li>Waste storage area should be well maintained and cleaned</li> <li>Waste should only be disposed of at designated areas</li> <li>Timely removal of the newly arrived waste</li> <li>Removal of items that are capable of retaining water</li> </ul>	IWMF site	IWMF operator			✓			N/A

EIA Ref	Environmental Protection Measures / Mitigation Measures	Location / Timing	Implementation Agent	Implementation Stages*				Relevant Legislation and Guidelines	Implementation Status and Remarks
				Des	C	O	Dec		
	<ul style="list-style-type: none"> <li>- Rapid clean up of any waste spillages</li> <li>- Maintenance of a tidy and clean site environment</li> <li>- Regular application of pest control</li> <li>- Education of staff the importance of site cleanliness</li> </ul>								
7b.8.3.50	<p><u>Control of Marine Habitat Quality during Operation Phase</u></p> <ul style="list-style-type: none"> <li>• Depending on the seabed condition of the approach channel for marine vessels during operation phase of the IWMF, maintenance dredging may be required to ensure safe access. In order to avoid degradation in water quality due to elevation in SS and dispersion of sediment plume due to dredging works, it is recommended that any future maintenance dredging works should not be carried out within 100 m from the shore, similar to that of the dredging for anti-scouring protection layer during construction phase. All maintenance dredging works should be carried out with the implementation of silt curtain to control the dispersion of SS. The production rate should comply with the permit dredging rate and number of grab per hour.</li> </ul>	IWMF site	IWMF operator			✓		EIAO-TM; WPCON/A	

EIA Ref	Environmental Protection Measures / Mitigation Measures	Location / Timing	Implementation Agent	Implementation Stages*				Relevant Legislation and Guidelines	Implementation Status and Remarks
				Des	C	O	Dec		
7b.8.4.1 – 7b.8.4.8	<p><u>Compensation of loss of important habitat of Finless Porpoise</u></p> <p><i>Designation of Marine Park</i></p> <ul style="list-style-type: none"> <li>The Project Proponent has made a firm commitment to seek to designate a marine park of approximately 700 ha in the waters between Soko Islands and Shek Kwu Chau, in accordance with the statutory process stipulated in the Marine Parks Ordinance, as a compensation measure for the habitat loss arising from the construction of the IWMF at the artificial island near SKC.</li> <li>The Project Proponent shall seek to complete the designation by 2018 to tie in with the operation of the IWMF at the artificial island near SKC.</li> <li>A further study should be carried out to review relevant previous studies and collate available information on the ecological characters of the proposed area for marine park designation; and review available survey data for Finless Porpoise, water quality, fisheries, marine traffic and planned development projects in the vicinity. Based on the findings, ecological profiles of the proposed area for</li> </ul>	Waters between Shek Kwu Chau and Soko Islands	Project Proponent	✓		✓		EIAO-TM	N/A

EIA Ref	Environmental Protection Measures / Mitigation Measures	Location / Timing	Implementation Agent	Implementation Stages*				Relevant Legislation and Guidelines	Implementation Status and Remarks
				Des	C	O	Dec		
	<p>marine park designation should be established, and the extent and location of the proposed marine park be determined. The adequacy of enhancement measures should also be reviewed.</p> <ul style="list-style-type: none"> <li>In addition, a management plan for the proposed marine park should be proposed, covering information on the responsible departments for operation and management (O&amp;M) of the marine park, as well as the O&amp;M duties of each of the departments involved. Consultation with relevant government departments and stakeholders should be conducted under the study. The study should be submitted to Director of Environmental Protection (DEP) for approval before the commencement of construction works.</li> <li>The Project Proponent should provide assistance to AFCD during the process of the marine park designation. .</li> </ul>								
7b.8.5.1 – 7b.8.5.4	<p><u>Additional Enhancement or Precautionary Measures</u> <i>Deployment of Artificial Reefs</i></p> <ul style="list-style-type: none"> <li>Deployment of artificial reefs (ARs) is an enhancement measure for the</li> </ul>	<p>Within the proposed marine park under this study</p>	Project Proponent	✓		✓		EIAO-TM	N/A

EIA Ref	Environmental Protection Measures / Mitigation Measures	Location / Timing	Implementation Agent	Implementation Stages*				Relevant Legislation and Guidelines	Implementation Status and Remarks
				Des	C	O	Dec		
	<p>marine habitats. ARs are proposed to be deployed within the proposed marine park under this Project. The exact location, dimension and type of ARs to be deployed are to be further investigated along with the further study of the proposed marine park under this Project. The proposed ARs would be deployed at the same time as the complete designation of marine park.</p> <p><i>Release of Fish Fry at Artificial Reefs and Marine Park</i></p> <ul style="list-style-type: none"> <li>Release of fish fry at the proposed ARs, as well as the proposed marine park under this study, should enhance the fish resources in the nearby waters, and subsequently food sources for Finless Porpoise. The proposed ARs with various micro-habitats would have the potential to provide shelter and nursery ground for the released fish fry. The frequency and quantity of fry to be released should be agreed by AFCD.</li> </ul>								

\* Des - Design, C - Construction, O – Operation, and Dec - Decommissioning

**Table B.6 Implementation Schedule for Fisheries Measures for the IWMF at the artificial island near SKC**

EIA Ref	Environmental Protection Measures / Mitigation Measures	Location / Timing	Implementation Agent	Implementation Stages*				Relevant Legislation and Guidelines	Implementation Status and Remarks
				Des	C	O	Dec		
8b.8.1.2	<p><u>Measure to minimize loss of and disturbance on fisheries resources</u></p> <ul style="list-style-type: none"> <li>Alteration to the phasing of works, construction method, and layout plan of the IWMF at the artificial island near SKC has been made. The total fishing ground to be permanently lost due to the project has been significantly reduced from ~50 ha to ~31 ha. By adopting the current circular cells instead of the conventional seawall construction method, SS elevation would be greatly reduced, minimizing adverse impact on the health of fisheries resources.</li> </ul>	IWMF site	Design team, contractor	✓	✓		✓	EIAO-TM	N/A
8b.8.1.3	<p><u>Measure to minimize impingement and entrainment</u></p> <ul style="list-style-type: none"> <li>Provision of a screen at the water intake point for desalination plant would be essential to minimize the risk of impingement and entrainment of fisheries resources (including fish, larvae and egg) through the intake point.</li> </ul>	IWMF site	Design team, contractor, IW MF operator	✓	✓	✓		EIAO-TM	N/A

EIA Ref	Environmental Protection Measures / Mitigation Measures	Location / Timing	Implementation Agent	Implementation Stages*				Relevant Legislation and Guidelines	Implementation Status and Remarks
				Des	C	O	Dec		
8b.8.1.4-8b.8.1.6	<p><u>Measures to control water quality</u></p> <ul style="list-style-type: none"> <li>No wastewater effluent, anti-fouling agent, heavy metals and other contaminants would be released during operation phase of the Project.</li> <li>Mitigation measures recommended in the water quality impact assessment during construction and operation would serve to protect fisheries resources from indirect impacts resulted from the Project</li> </ul>	Work site, IWMF site	Design team, contractor, IWMF operator	✓	✓	✓	✓	EIAO-TM	Implemented
8b.8.1.7 – 8b.8.1.8	<p><u>Additional Enhancement / Precautionary Measures</u></p> <ul style="list-style-type: none"> <li>Artificial Reefs (ARs) are proposed to be deployed within the proposed marine park under this Project as an enhancement measure for the marine habitats. This enhancement feature would bring positive impacts to the previously identified important spawning and nursery ground for fisheries resources.</li> </ul> <p><i>Release of Fish Fry at Artificial Reefs</i></p> <ul style="list-style-type: none"> <li>Release of fish fry has been proposed under this Project. The proposed deployment of ARs within the proposed marine park would provide shelter and nursery ground for the released fish fry. The frequency and quantity of fry to be released should be agreed by AFCD.</li> </ul>	Within the proposed marine park in the waters between Soko Islands and Shek Kwu Chau	Project Proponent	✓		✓		EIAO-TM	N/A

\* Des - Design, C - Construction, O – Operation, and Dec - Decommissioning

**Table B.7 Implementation Schedule for Landscape and Visual Measures for the IWMF at the artificial island near SKC**

EIA Ref	Environmental Protection Measures / Mitigation Measures	Location / Timing	Implementation Agent	Implementation Stages*				Relevant Legislation and Guidelines	Implementation Status and Remarks
				Des	C	O	Dec		
S10b.10 MLVC- 01	Grass-hydroseeded bare soil surface and stock pile area	Work site / During construction phase	Contractor		✓				N/A
S10b.10 MLVC-02	<p><u>Landscape Design</u></p> <ol style="list-style-type: none"> <li>1) Early planting using fast grow trees and tall shrubs at strategic locations within site as buffer to block view corridors to the site from the VSRs, and to locally screen haul roads, excavation works and site preparation works.</li> <li>2) Use of tree species of dense tree crown to serve as visual barrier.</li> <li>3) Hard and soft landscape treatment (e.g. trees and shrubs) of open areas within development to provide a background for the outdoor containers from open view, shade and shelter, and a green appearance from surrounding viewpoints.</li> <li>4) Planting strip along the periphery of the project site.</li> <li>5) Selected tree species suitable for the coastal condition.</li> </ol>	Work site / During design & construction phases	Contractor	✓	✓				N/A



EIA Ref	Environmental Protection Measures / Mitigation Measures	Location / Timing	Implementation Agent	Implementation Stages*				Relevant Legislation and Guidelines	Implementation Status and Remarks
				Des	C	O	Dec		
S10b.10 MLVC-03	<p><u>Adoption of Natural Features of the Existing Shoreline</u></p> <p>1) Use of boulders in different sizes and with the similar textures of the existing rocky shores for the construction of breakwater and artificial shoreline in order to blend into the existing natural shoreline.</p> <p>2) Use of cellular cofferdam together with the natural boulders to form a curvature shoreline for the reclamation area to echo with the natural shoreline of SKC.</p>	Work site / During construction phase	Contractor		✓				N/A
S10b.10 MLVC-04	<p><u>Greening Design (Rooftop &amp; Vertical Greening)</u></p> <p>1) Implementation of rooftop and vertical greening (vertical building envelope) along the periphery of each building block to increase the amenity value of the work, moderate temperature extremes and enhance building energy performance. The greening appearance of the building shall enhance its visual harmony with the natural surroundings as well as reduce the apparent visual mass of the structure.</p> <p>2) Sufficient space between concrete enclosure and stack to minimize heat transfer.</p> <p>3) Introduction of landscape decks at the stack to further enhance the overall natural and green concept unique for this site.</p>	Work site / During design & construction phases	Contractor	✓	✓				N/A

EIA Ref	Environmental Protection Measures / Mitigation Measures	Location / Timing	Implementation Agent	Implementation Stages*				Relevant Legislation and Guidelines	Implementation Status and Remarks
				Des	C	O	Dec		
S10b.10 MVC-01	<p><u>Visual Mitigation and Aesthetic Design</u></p> <ol style="list-style-type: none"> <li>1) Use of natural materials with recessive color to minimize the bulkiness of the building.</li> <li>2) Adoption of innovative aesthetic design to the chimney to minimize or visually mitigate the massing of the chimney so as to reduce its visual impact to the surroundings.</li> <li>3) Color of the chimney in a gradual changing manner to match with the color of the sky.</li> <li>4) Provision of observation deck for public enjoyment at the top of the chimney to diminish the feeling of chimney.</li> <li>5) Provision of sky gardens between the two stacks to allow additional greening for enhancing the aesthetic quality. Maintenance access (elevator and staircase) from the ground floor to the sky gardens will be provided to allow maintenance of the sky gardens.</li> <li>6) Integration of the visitor’s walkway with different material façade design of incinerator plant to enhance the aesthetic quality.</li> </ol>	Structures in IWMF / During design & construction phases	Contractor	✓	✓			N/A	
S10b.10 MVC-02	Control of the security floodlight for construction areas at night to avoid excessive glare to the surrounding receiver.	Work site / During construction phase	Contractor		✓			Implemented	

EIA Ref	Environmental Protection Measures / Mitigation Measures	Location / Timing	Implementation Agent	Implementation Stages*				Relevant Legislation and Guidelines	Implementation Status and Remarks
				Des	C	O	Dec		
S10b.10 MVC-03	Optimization of the construction sequence and construction programme to minimize the duration of impact.	Work site / During design & construction phases	Contractor	✓	✓				Implemented
S10b.10 MVC-04	Storage of the backfilling materials for site formation & construction materials / wastes on site at a maximum height of 2m, covered with an impermeable material of visually unobtrusive material (in earth tone).	Work site / During construction phase	Contractor		✓				N/A
S10b.10 MVC-05	Reduction of the number of construction traffic at the site to practical minimum.	Work site / During construction phase	Contractor		✓				Implemented
S10b.10 MLVO-01	<u>Planting Maintenance</u> Provision of proper planting maintenance and replacement of defective plant species on the new planting areas to enhance aesthetic and landscape quality.	Project site / During Operation phase	Contractor			✓			N/A
S10b.10 MVO-01	<u>Environmental Education Centre</u> Development of an Environmental Education Center, in which regular exhibitions and lectures to promote environmental awareness and waste reduction concept would be provided, as a part of the IWMF for the general public to alleviate negative public perceptions of the development.	Project site / During Operation phase	Contractor			✓			N/A
S10b.10 MVO-02	<u>Control of Light</u> Control the numbers of lights and their intensity to a level that is good enough to meet the safety requirements at night but not excessive.	Project site / During Operation phase	Contractor			✓			N/A

EIA Ref	Environmental Protection Measures / Mitigation Measures	Location / Timing	Implementation Agent	Implementation Stages*				Relevant Legislation and Guidelines	Implementation Status and Remarks
				Des	C	O	Dec		
S10b.10 MVO-03	<u>Control of Operation Time</u> Minimization of the frequency of waste transportation to practical minimum (e.g. limit the reception of MSW from 8 am to 8 pm)	Project site / During Operation phase	Contractor			✓			N/A

\* Des - Design, C - Construction, O – Operation, and Dec - Decommissioning

## Appendix C Impact Monitoring Schedule of the Reporting Month

**Impact Monitoring Schedule for IWMP**

Nov-23

Sun	Mon	Tue	Wed	Thu	Fri	Sat
			1 Impact Night time Noise monitoring for M3	2	3	4
5	6	7	8	9	10 Impact Daytime & Evening Noise monitoring for M1, M2 & M3	11 Impact Night time Noise monitoring for M1, M2 & M3
12	13 Impact Daytime & Evening Noise monitoring for M1, M2 & M3	14 Impact Night time Noise monitoring for M1, M2 & M3	15	16	17	18
19	20 Impact Daytime & Evening Noise monitoring for M1, M2 & M3	21 Impact Night time Noise monitoring for M1, M2 & M3	22	23	24	25
26	27	28 Impact Ecology monitoring for WBSE	29 Impact Daytime & Evening Noise monitoring for M1, M2 & M3	30 Impact Night time Noise monitoring for M1, M2 & M3		

Remarks:  
 1. Daytime Noise Monitoring (07:00-19:00), Evening Time Noise Monitoring (19:00-23:00), Night Time Noise Monitoring (23:00-07:00)  
 2. Water Quality Monitoring for S1,S2 and S3 will only conduct during DCM works, refer to Detailed DCM Plan  
 3. No marine construction work is tentatively scheduled to be carried out in November 2023

## Appendix D Event / Action Plan for Water Quality Exceedance

Event	Action			
	ET	IEC	SO	Contractor
Action level being exceeded by one sampling day	Repeat in-situ measurement to confirm findings; Identify source(s) of impact; Inform IEC and Contractor; Check monitoring data, all plant, equipment and Contractor's working methods; Discuss mitigation measures with IEC and Contractor; Repeat measurement on next day of exceedance. (The above actions should be taken within 1 working day after the exceedance is identified)	Discuss with ET and Contractor on the mitigation measures; Review proposals on mitigation measures submitted by Contractor and advise the SO accordingly; Assess the effectiveness of the implemented mitigation measures. (The above actions should be taken within 1 working day after the exceedance is identified)	Discuss with IEC on the proposed mitigation measures; Make agreement on the mitigation measures to be implemented. (The above actions should be taken within 1 working day after the exceedance is identified)	Inform the SO and confirm notification of the non-compliance in writing; Rectify unacceptable practice; Check all plant and equipment; Consider changes of working methods; Discuss with ET and IEC and propose mitigation measures to IEC and SO within 3 working days; Implement the agreed mitigation measures. (The above actions should be taken within 1 working day after the exceedance is identified)
Action level being exceeded by more than one consecutive sampling days	Identify source(s) of impact; Inform IEC and Contractor; Check monitoring data, all plant, equipment and Contractor's working methods; Discuss mitigation measures with IEC and Contractor; Ensure mitigation measures are implemented; Prepare to increase the monitoring frequency to daily; Repeat measurement on next working day of exceedance. (The above actions should be taken within 1 working day after Action Level being exceeded by two consecutive sampling days)	Discuss with ET and Contractor on the mitigation measures; Review proposals on mitigation measures submitted by Contractor and advise the SO accordingly; Assess the effectiveness of the implemented mitigation measures. (The above actions should be taken within 1 working day after Action Level being exceeded by two consecutive sampling days)	Discuss with IEC on the proposed mitigation measures; Make agreement on the mitigation measures to be implemented. Assess the effectiveness of the implemented mitigation measures. (The above actions should be taken within 1 working day after Action Level being exceeded by two consecutive sampling days)	Inform the SO and confirm notification of the non-compliance in writing; Rectify unacceptable practice; Check all plant and equipment; Consider changes of working methods; Discuss with ET and IEC and propose mitigation measures to IEC and SO within 3 working days; Implement the agreed mitigation measures. (The above actions should be taken within 1 working day after Action Level being exceeded by two consecutive sampling days)



Event	Action			
	ET	IEC	SO	Contractor
Limit level being exceeded by one sampling day	Inform the SO and confirm notification of the non-compliance in writing; Rectify unacceptable practice; Check all plant and equipment; Consider changes of working methods; Discuss with Contractor, IEC and SO and propose mitigation measures to IEC and SO within 3 working days; Implement the agreed mitigation measures. (The above actions should be taken within 1 working day after the exceedance is identified)	Discuss with ET and Contractor on the mitigation measures; Review proposals on mitigation measures submitted by Contractor and advise the SO accordingly; Assess the effectiveness of the implemented mitigation measures. (The above actions should be taken within 1 working day after the exceedance is identified)	Discuss with IEC, ET and Contractor on the proposed mitigation measures; Request Contractor to critically review the working methods; Make agreement on the mitigation measures to be implemented. Assess the effectiveness of the implemented measures. (The above actions should be taken within 1 working day after the exceedance is identified)	Inform the SO and confirm notification of the non-compliance in writing; Rectify unacceptable practice; Check all plant and equipment; Consider changes of working methods; Discuss with ET, IEC and SO and propose mitigation measures to IEC and SO within 3 working days; Implement the agreed mitigation measures. (The above actions should be taken within 1 working day after the exceedance is identified)

Event	Action			
	ET	IEC	SO	Contractor
Limit level being exceeded by more than one consecutive sampling days	<p>Identify source(s) of impact; Inform IEC, Contractor and EPD; Check monitoring data, all plant, equipment and Contractor’s working methods. Discuss mitigation measures with IEC, SO and Contractor. Ensure mitigation measures are implemented; Increase the monitoring frequency to daily until no exceedance of Limit level for two consecutive days. (The above actions should be taken within 1 working day after Limit Level being exceeded by two consecutive sampling days)</p>	<p>Discuss with ET and Contractor on the mitigation measures; Review proposals on mitigation measures submitted by Contractor and advise the SO accordingly; Assess the effectiveness of the implemented mitigation measures. (The above actions should be taken within 1 working day after Limit Level being exceeded by two consecutive sampling days)</p>	<p>Discuss with IEC, ET and Contractor on the proposed mitigation measures; Request Contractor to critically review the working methods; Make agreement on the mitigation measures to be implemented. Assess the effectiveness of the implemented measures. Consider and instruct, if necessary, the Contractor to slow down or to stop all or part of the marine work until no exceedance of Limit level. (The above actions should be taken within 1 working day after Limit Level being exceeded by two consecutive sampling days)</p>	<p>Inform the SO and confirm notification of the non-compliance in writing; Rectify unacceptable practice; Check all plant and equipment; Consider changes of working methods; Discuss with ET, IEC and SO and propose mitigation measures to IEC and SO within 3 working days; Implement the agreed mitigation measures; As directed by the SOR, to slow down or to stop all or part of the marine work or construction activities. (The above actions should be taken within 1 working day after Limit Level being exceeded by two consecutive sampling days)</p>

## Appendix E Noise Monitoring Equipment Calibration Certificate

# Certificate of Calibration

for

**Description:** *Sound Level Meter*  
**Manufacturer:** *SVANTEK*  
**Type No.:** *971 (Serial No.: 96062)*  
**Microphone:** *13905*  
**Preamplifier:** *SVANTEK SV 18 (Serial No.:C132231)*

**Submitted by:**

**Customer:** *Acuity Sustainability Consulting Limited*  
**Address:** *Unit E, 12/F., Ford Glory Plaza,  
Nos. 37-39 Wing Hong Street,  
Cheung Sha Wan, Kowloon, Hong Kong*

Upon receipt for calibration, the instrument was found to be:

- Within (31.5Hz – 8kHz)**  
 **Outside**

the allowable tolerance.

The test equipment used for calibration are traceable to National Standards via:

- The Government of The Hong Kong Special Administrative Region Standard & Calibration Laboratory

**Date of receipt:** 27 July 2023

**Date of calibration:** 3 August 2023

**Date of NEXT calibration:** 2 August 2024

**Calibrated by:** \_\_\_\_\_  
*Calibration Technician*

**Certified by:** \_\_\_\_\_  
*Mr. Ng Yan Wa  
Laboratory Manager*

**Date of issue:** 3 August 2023

**Certificate No.:** APJ23-049-CC001



Page 1 of 4

**1. Calibration Precaution:**

- The unit-under-test (UUT) was allowed to stabilize in the laboratory for over 24 hours, and switched on to warm up for over 10 minutes before the commencement of the test.
- The results presented are the mean of 3 measurements at each calibration point.

**2. Calibration Conditions:**

Air Temperature: 22.6 °C  
 Air Pressure: 1006 hPa  
 Relative Humidity: 52.9 %

**3. Calibration Equipment:**

	Type	Serial No.	Calibration Report Number	Traceable to
Multifunction Calibrator	B&K 4226	2288467	AV220061	HOKLAS

**4. Calibration Results**

Sound Pressure Level

Reference Sound Pressure Level

Setting of Unit-under-test (UUT)			Applied value		UUT Reading, dB	IEC 61672 Class 1 Specification, dB
Range, dB	Freq. Weighting	Time Weighting	Level, dB	Frequency, Hz		
25.0-124.2	dBA SPL	Fast	94	1000	94.0	±0.4

Linearity

Setting of Unit-under-test (UUT)			Applied value		UUT Reading, dB	IEC 61672 Class 1 Specification, dB
Range, dB	Freq. Weighting	Time Weighting	Level, dB	Frequency, Hz		
25.0-124.2	dBA SPL	Fast	94	1000	94.0	Ref
			104		104.0	±0.3
			114		114.0	±0.3

Time Weighting

Setting of Unit-under-test (UUT)			Applied value		UUT Reading, dB	IEC 61672 Class 1 Specification, dB
Range, dB	Freq. Weighting	Time Weighting	Level, dB	Frequency, Hz		
25.0-124.2	dBA SPL	Fast	94	1000	94.0	Ref
		Slow			94.0	±0.3

Certificate No.: APJ23-049-CC001



Page 2 of 4

Frequency Response

Linear Response

Setting of Unit-under-test (UUT)			Applied value		UUT Reading, dB	IEC 61672 Class 1 Specification, dB	
Range, dB	Freq. Weighting	Time Weighting	Level, dB	Frequency, Hz			
25.0-124.2	dB	SPL	Fast	94	31.5	94.3	±2.0
					63	94.2	±1.5
					125	94.1	±1.5
					250	94.1	±1.4
					500	94.0	±1.4
					1000	94.0	Ref
					2000	93.7	±1.6
					4000	93.1	±1.6
				8000	91.9	+2.1; -3.1	

A-weighting

Setting of Unit-under-test (UUT)			Applied value		UUT Reading, dB	IEC 61672 Class 1 Specification, dB	
Range, dB	Freq. Weighting	Time Weighting	Level, dB	Frequency, Hz			
25.0-124.2	dBA	SPL	Fast	94	31.5	55.3	-39.4±2.0
					63	68.2	-26.2±1.5
					125	78.0	-16.1±1.5
					250	85.4	-8.6±1.4
					500	90.8	-3.2±1.4
					1000	94.0	Ref
					2000	94.9	+1.2±1.6
					4000	94.1	+1.0±1.6
				8000	90.9	-1.1+2.1; -3.1	

C-weighting

Setting of Unit-under-test (UUT)			Applied value		UUT Reading, dB	IEC 61672 Class 1 Specification, dB	
Range, dB	Freq. Weighting	Time Weighting	Level, dB	Frequency, Hz			
25.0-124.2	dBC	SPL	Fast	94	31.5	91.3	-3.0±2.0
					63	93.3	-0.8±1.5
					125	93.9	-0.2±1.5
					250	94.0	-0.0±1.4
					500	94.0	-0.0±1.4
					1000	94.0	Ref
					2000	93.6	-0.2±1.6
					4000	92.4	-0.8±1.6
				8000	89.1	-3.0 +2.1: -3.1	

Certificate No.: APJ23-049-CC001



Page 3 of 4

## 5. Calibration Results Applied

The results apply to the particular unit-under-test only. All calibration points are within manufacture's specification as IEC 61672 Class 1.

Uncertainties of Applied Value:

94 dB	31.5 Hz	± 0.05
	63 Hz	± 0.05
	125 Hz	± 0.05
	250 Hz	± 0.05
	500 Hz	± 0.05
	1000 Hz	± 0.05
	2000 Hz	± 0.05
	4000 Hz	± 0.05
	8000 Hz	± 0.10
104 dB	1000 Hz	± 0.05
114 dB	1000 Hz	± 0.05

The uncertainties are evaluated for a 95% confidence level.

### Note:

The values given in this certification only related to the values measured at the time of the calibration and any uncertainties quoted will not allow for the equipment long-term drift, variations with environmental changes, vibration and shock during transportation, overloading, mis-handling, or the capability of any other laboratory to repeat the calibration. (A+A)\*L shall not be liable for any loss or damage resulting from the use of the equipment.

# Certificate of Calibration

for

**Description:** *Sound Level Meter*  
**Manufacturer:** *Svantek*  
**Type No.:** *971 (Serial No.: 103449)*  
**Microphone:** *ACO 7052E (Serial No.: 78092)*  
**Preamplifier:** *SV 18 (Serial No.:78763)*

## Submitted by:

**Customer:** *Acuity Sustainability Consulting Limited*  
**Address:** *Unit E, 12/F, Ford Glory Plaza,  
Nos. 37-39 Wing Hong Street,  
Cheung Sha Wan, Kowloon,  
Hong Kong*

Upon receipt for calibration, the instrument was found to be:

- Within (31.5Hz – 8kHz)**  
 **Outside**

the allowable tolerance.

The test equipment used for calibration are traceable to National Standards via:

- The Government of The Hong Kong Special Administrative Region Standard & Calibration Laboratory

**Date of receipt:** 2 February 2023

**Date of calibration:** 6 February 2023

**Date of NEXT calibration:** 5 February 2024

**Calibrated by:** \_\_\_\_\_  
*Calibration Technician*

**Certified by:** \_\_\_\_\_  
*Mr. Ng Yan Wa  
Laboratory Manager*

**Date of issue:** 6 February 2023

**Certificate No.:** APJ22-136-CC001



Page 1 of 4



**1. Calibration Precaution:**

- The unit-under-test (UUT) was allowed to stabilize in the laboratory for over 24 hours, and switched on to warm up for over 10 minutes before the commencement of the test.
- The results presented are the mean of 3 measurements at each calibration point.

**2. Calibration Conditions:**

Air Temperature: 23.9 °C  
 Air Pressure: 1006 hPa  
 Relative Humidity: 47.9 %

**3. Calibration Equipment:**

	Type	Serial No.	Calibration Report Number	Traceable to
Multifunction Calibrator	B&K 4226	2288467	AV220061	HOKLAS

**4. Calibration Results**

Sound Pressure Level

Reference Sound Pressure Level

Setting of Unit-under-test (UUT)			Applied value		UUT Reading, dB	IEC 61672 Class 1 Specification, dB
Range, dB	Freq. Weighting	Time Weighting	Level, dB	Frequency, Hz		
25-124.3	dBA SPL	Fast	94	1000	94.0	±0.4

Linearity

Setting of Unit-under-test (UUT)			Applied value		UUT Reading, dB	IEC 61672 Class 1 Specification, dB
Range, dB	Freq. Weighting	Time Weighting	Level, dB	Frequency, Hz		
25-124.3	dBA SPL	Fast	94	1000	94.0	Ref
			104		104.0	±0.3
			114		114.0	±0.3

Time Weighting

Setting of Unit-under-test (UUT)			Applied value		UUT Reading, dB	IEC 61672 Class 1 Specification, dB
Range, dB	Freq. Weighting	Time Weighting	Level, dB	Frequency, Hz		
25-124.3	dBA SPL	Fast	94	1000	94.0	Ref
		Slow			94.0	±0.3

Certificate No.: APJ22-136-CC001



Page 2 of 4

Frequency Response

Linear Response

Setting of Unit-under-test (UUT)			Applied value		UUT Reading, dB	IEC 61672 Class 1 Specification, dB	
Range, dB	Freq. Weighting	Time Weighting	Level, dB	Frequency, Hz			
25-124.3	dB	SPL	Fast	94	31.5	94.2	±2.0
					63	94.1	±1.5
					125	94.1	±1.5
					250	94.1	±1.4
					500	94.0	±1.4
					1000	94.0	Ref
					2000	93.9	±1.6
					4000	93.6	±1.6
				8000	90.9	+2.1; -3.1	

A-weighting

Setting of Unit-under-test (UUT)			Applied value		UUT Reading, dB	IEC 61672 Class 1 Specification, dB	
Range, dB	Freq. Weighting	Time Weighting	Level, dB	Frequency, Hz			
25-124.3	dBA	SPL	Fast	94	31.5	54.8	-39.4±2.0
					63	68.0	-26.2±1.5
					125	78.0	-16.1±1.5
					250	85.4	-8.6±1.4
					500	90.8	-3.2±1.4
					1000	94.0	Ref
					2000	95.1	+1.2±1.6
					4000	94.6	+1.0±1.6
				8000	90.0	-1.1±2.1; -3.1	

C-weighting

Setting of Unit-under-test (UUT)			Applied value		UUT Reading, dB	IEC 61672 Class 1 Specification, dB	
Range, dB	Freq. Weighting	Time Weighting	Level, dB	Frequency, Hz			
25-124.3	dBC	SPL	Fast	94	31.5	91.2	-3.0±2.0
					63	93.3	-0.8±1.5
					125	93.9	-0.2±1.5
					250	94.0	-0.0±1.4
					500	94.1	-0.0±1.4
					1000	94.0	Ref
					2000	93.7	-0.2±1.6
					4000	92.9	-0.8±1.6
				8000	88.1	-3.0±2.1; -3.1	

Certificate No.: APJ22-136-CC001



Page 3 of 4

## 5. Calibration Results Applied

The results apply to the particular unit-under-test only. All calibration points are within manufacture's specification as IEC 61672 Class 1.

Uncertainties of Applied Value:

94 dB	31.5 Hz	± 0.10
	63 Hz	± 0.05
	125 Hz	± 0.05
	250 Hz	± 0.10
	500 Hz	± 0.05
	1000 Hz	± 0.05
	2000 Hz	± 0.05
	4000 Hz	± 0.05
	8000 Hz	± 0.10
104 dB	1000 Hz	± 0.05
114 dB	1000 Hz	± 0.05

The uncertainties are evaluated for a 95% confidence level.

Note:

The values given in this certification only related to the values measured at the time of the calibration and any uncertainties quoted will not allow for the equipment long-term drift, variations with environmental changes, vibration and shock during transportation, overloading, mis-handling, or the capability of any other laboratory to repeat the calibration. (A+A)\*L shall not be liable for any loss or damage resulting from the use of the equipment.



# Certificate of Calibration

for

**Description:** *Sound Level Meter*  
**Manufacturer:** *SVANTEK*  
**Type No.:** *971 (Serial No.: 96063)*  
**Microphone:** *ACO 7052E (Serial No.:79778)*  
**Preamplifier:** *SVANTEK SV 18 (Serial No.:97276)*

**Submitted by:**

**Customer:** *Acuity Sustainability Consulting Limited*  
**Address:** *Unit E, 12/F., Ford Glory Plaza,  
Nos. 37-39 Wing Hong Street,  
Cheung Sha Wan, Kowloon, Hong Kong*

Upon receipt for calibration, the instrument was found to be:

- Within (31.5Hz – 8kHz)**
- Outside**

the allowable tolerance.

The test equipment used for calibration are traceable to National Standards via:


- The Government of The Hong Kong Special Administrative Region Standard & Calibration Laboratory

**Date of receipt: 27 July 2023**

**Date of calibration: 3 August 2023**

**Date of NEXT calibration: 2 August 2024**

**Calibrated by:**   
*Calibration Technician*

**Certified by:**   
*Mr. Ng Yan Wa  
Laboratory Manager*

**Date of issue: 3 August 2023**

Certificate No.: APJ23-049-CC002



**1. Calibration Precaution:**

- The unit-under-test (UUT) was allowed to stabilize in the laboratory for over 24 hours, and switched on to warm up for over 10 minutes before the commencement of the test.
- The results presented are the mean of 3 measurements at each calibration point.

**2. Calibration Conditions:**

Air Temperature: 22.6°C  
 Air Pressure: 1006 hPa  
 Relative Humidity: 52.9 %

**3. Calibration Equipment:**

	Type	Serial No.	Calibration Report Number	Traceable to
Multifunction Calibrator	B&K 4226	2288467	AV220061	HOKLAS

**4. Calibration Results**

Sound Pressure Level

Reference Sound Pressure Level

Setting of Unit-under-test (UUT)			Applied value		UUT Reading, dB	IEC 61672 Class 1 Specification, dB
Range, dB	Freq. Weighting	Time Weighting	Level, dB	Frequency, Hz		
25.0-124.2	dBA SPL	Fast	94	1000	93.7	±0.4

Linearity

Setting of Unit-under-test (UUT)			Applied value		UUT Reading, dB	IEC 61672 Class 1 Specification, dB
Range, dB	Freq. Weighting	Time Weighting	Level, dB	Frequency, Hz		
25.0-124.2	dBA SPL	Fast	94	1000	93.7	Ref
			104		103.7	±0.3
			114		113.7	±0.3

Time Weighting

Setting of Unit-under-test (UUT)			Applied value		UUT Reading, dB	IEC 61672 Class 1 Specification, dB
Range, dB	Freq. Weighting	Time Weighting	Level, dB	Frequency, Hz		
25.0-124.2	dBA SPL	Fast	94	1000	93.7	Ref
		Slow			93.7	±0.3

Frequency Response

Linear Response

Setting of Unit-under-test (UUT)			Applied value		UUT Reading, dB	IEC 61672 Class 1 Specification, dB	
Range, dB	Freq. Weighting	Time Weighting	Level, dB	Frequency, Hz			
25.0-124.2	dB	SPL	Fast	94	31.5	94.3	±2.0
					63	94.2	±1.5
					125	94.1	±1.5
					250	94.1	±1.4
					500	94.0	±1.4
					1000	93.7	Ref
					2000	93.7	±1.6
					4000	95.1	±1.6
					8000	91.4	+2.1; -3.1

A-weighting

Setting of Unit-under-test (UUT)			Applied value		UUT Reading, dB	IEC 61672 Class 1 Specification, dB	
Range, dB	Freq. Weighting	Time Weighting	Level, dB	Frequency, Hz			
25.0-124.2	dBA	SPL	Fast	94	31.5	55.0	-39.4±2.0
					63	68.1	-26.2±1.5
					125	78.1	-16.1±1.5
					250	85.4	-8.6±1.4
					500	90.7	-3.2±1.4
					1000	93.7	Ref
					2000	94.9	+1.2±1.6
					4000	96.2	+1.0±1.6
					8000	90.5	-1.1+2.1; -3.1

C-weighting

Setting of Unit-under-test (UUT)			Applied value		UUT Reading, dB	IEC 61672 Class 1 Specification, dB	
Range, dB	Freq. Weighting	Time Weighting	Level, dB	Frequency, Hz			
25.0-124.2	dBC	SPL	Fast	94	31.5	91.3	-3.0±2.0
					63	93.4	-0.8±1.5
					125	94.0	-0.2±1.5
					250	94.8	-0.0±1.4
					500	94.0	-0.0±1.4
					1000	93.7	Ref
					2000	93.5	-0.2±1.6
					4000	94.4	-0.8±1.6
					8000	88.6	-3.0 +2.1; -3.1

Certificate No.: APJ23-049-CC002



Page 3 of 4

## 5. Calibration Results Applied

The results apply to the particular unit-under-test only. All calibration points are within manufacture's specification as IEC 61672 Class 1.

Uncertainties of Applied Value:

94 dB	31.5 Hz	± 0.10
	63 Hz	± 0.05
	125 Hz	± 0.05
	250 Hz	± 0.10
	500 Hz	± 0.05
	1000 Hz	± 0.05
	2000 Hz	± 0.05
	4000 Hz	± 0.05
	8000 Hz	± 0.10
104 dB	1000 Hz	± 0.05
114 dB	1000 Hz	± 0.05

The uncertainties are evaluated for a 95% confidence level.

### Note:

The values given in this certification only related to the values measured at the time of the calibration and any uncertainties quoted will not allow for the equipment long-term drift, variations with environmental changes, vibration and shock during transportation, overloading, mis-handling, or the capability of any other laboratory to repeat the calibration. (A+A)\*L shall not be liable for any loss or damage resulting from the use of the equipment.

Certificate No.: APJ23-049-CC002



Page 4 of 4

# Certificate of Calibration

for

**Description:** *Sound Level Calibrator*  
**Manufacturer:** *RION*  
**Type No.:** *NC-75*  
**Serial No.:** *35124527*

**Submitted by:**

**Customer:** *Acuity Sustainability Consulting Limited*  
**Address:** *Unit E, 12/F, Ford Glory Plaza,  
Nos. 37-39 Wing Hong Street,  
Cheung Sha Wan, Kowloon,  
Hong Kong*

Upon receipt for calibration, the instrument was found to be:

- Within**  
 **Outside**

the allowable tolerance.

The test equipments used for calibration are traceable to National Standards via:

- The Government of The Hong Kong Special Administrative Region Standard & Calibration Laboratory

**Date of receipt:** 19 October 2023

**Date of calibration:** 27 October 2023

**Date of NEXT calibration:** 26 October 2024

**Calibrated by:**   
Calibration Technician

**Certified by:**   
Mr. Ng Yan Wa  
Laboratory Manager

**Date of issue:** 27 October 2023

Certificate No.: APJ23-090-CC002



Page 1 of 2



**1. Calibration Precautions:**

- The unit-under-test (UUT) was allowed to stabilize in the laboratory for over 24 hours, and switched on to warm up for over 10 minutes before the commencement of the test.
- The results presented are the mean of 3 measurements at each calibration point.

**2. Calibration Specifications:**

Calibration check

**3. Calibration Conditions:**

Air Temperature: 24.4 °C  
Air Pressure: 1013 hPa  
Relative Humidity: 65.4 %

**4. Calibration Equipment:**

Test Equipment	Type	Serial No.	Calibration Report Number	Traceable to
Multifunction Calibrator	B&K 4226	2288467	AV220061	HOKLAS
Sound Level Meter	RION NA-28	30721812	AV220120	HOKLAS

**5. Calibration Results**

## 5.1 Sound Pressure Level

Nominal value dB	Accept lower level dB	Accept upper level dB	Measured value dB
94.0	93.6	94.4	94.0

Note:

The values given in this certification only related to the values measured at the time of the calibration.

## Appendix F Event / Action Plan for Noise Exceedance

Event	Actions to be taken by Environmental Team as immediate as practicable	Actions to be taken by Independent Environmental Checker as immediate as practicable	Actions to be taken by Supervising Officer's Representative as immediate as practicable	Actions to be taken by Contractor as immediate as practicable
Action Level being exceeded	<ol style="list-style-type: none"> <li>1. Notify IEC and Contractor;</li> <li>2. Carry out investigation;</li> <li>3. Report the results of investigation to the IEC, SO and Contractor;</li> <li>4. Discuss with the IEC and Contractor on remedial measures required;</li> <li>5. Increase monitoring frequency to check mitigation effectiveness. (The above actions should be taken within 2 working days after the exceedance is identified)</li> </ol>	<ol style="list-style-type: none"> <li>1. Review the investigation results submitted by the ET;</li> <li>2. Review the proposed remedial measures by the Contractor and advise the SO accordingly;</li> <li>3. Advise the SO on the effectiveness of the proposed remedial measures. (The above actions should be taken within 2 working days after the exceedance is identified).</li> </ol>	<ol style="list-style-type: none"> <li>1. Confirm receipt of notification of failure in writing;</li> <li>2. Notify Contractor;</li> <li>3. In consolidation with the IEC, agree with the Contractor on the remedial measures to be implemented;</li> <li>4. Supervise the implementation of remedial measures. (The above actions should be taken within 2 working days after the exceedance is identified).</li> </ol>	<ol style="list-style-type: none"> <li>1. Submit noise mitigation proposals to IEC and SO;</li> <li>2. Implement noise mitigation proposals. (The above actions should be taken within 2 working days after the exceedance is identified)</li> </ol>
Limit Level being exceeded	<ol style="list-style-type: none"> <li>1. Inform IEC, SO, Contractor and EPD;</li> <li>2. Repeat measurements to confirm findings;</li> <li>3. Increase monitoring frequency;</li> <li>4. Identify source and investigate the cause of exceedance;</li> <li>5. Carry out analysis of Contractor's working procedures;</li> <li>6. Discuss with the IEC, Contractor and SO on remedial measures required;</li> <li>7. Assess effectiveness of Contractor's remedial actions and keep IEC, EPD and SO informed of the results;</li> <li>8. If exceedance stops, cease additional monitoring. (The above actions should be taken within 2 working days after the exceedance is identified)</li> </ol>	<ol style="list-style-type: none"> <li>1. Discuss amongst SO, ET, and Contractor on the potential remedial actions;</li> <li>2. Review Contractor's remedial actions whenever necessary to assure their effectiveness and advise the SO accordingly. (The above actions should be taken within 2 working days after the exceedance is identified)</li> </ol>	<ol style="list-style-type: none"> <li>1. Confirm receipt of notification of failure in writing;</li> <li>2. Notify Contractor;</li> <li>3. In consolidation with the IEC, agree with the Contractor on the remedial measures to be implemented;</li> <li>4. Supervise the implementation of remedial measures;</li> <li>5. If exceedance continues, consider stopping the Contractor to continue working on that portion of work which causes the exceedance until the exceedance is abated. (The above actions should be taken within 2 working days after the exceedance is identified)</li> </ol>	<ol style="list-style-type: none"> <li>1. Take immediate action to avoid further exceedance;</li> <li>2. Submit proposals for remedial actions to IEC and SO within 3 working days of notification;</li> <li>3. Implement the agreed proposals;</li> <li>4. Submit further proposal if problem still not under control;</li> <li>5. Stop the relevant portion of works as instructed by the SO until the exceedance is abated. (The above actions should be taken within 2 working days after the exceedance is identified)</li> </ol>

## Appendix G Noise Monitoring Data

Location: Shek Kwu Chau Treatment & Rehabilitation Centre Hostel 1 (M1 / N\_S1)

Monitoring date: 10, 13, 20, 29 November 2023 (Daytime)

10&11, 13&14, 20&21 and 29&30 November 2023 (Evening & Night time)

Parameter :  $L_{eq\ 30min}$  (Daytime),  $L_{eq\ 5min}$  (Evening & Night time)

Noise source other than construction activities from the Project: Nil

Noise Monitoring Data:

Date	Start time		End time	Weather	$L_{eq\ 30min}$ dB(A) / $L_{eq\ 5min}$ dB(A)	Sound Level Meter Used	Calibrator Used
10 Nov 2023	13:33	-	14:03	Sunny	57.8	SVAN 971 (Serial No. 96062)	Rion NC-75 (No.35124527)
10 Nov 2023	19:08	-	19:13	Fine	51.8	SVAN 971 (Serial No. 96062)	Rion NC-75 (No.35124527)
	20:08	-	20:13		53.9		
	21:08	-	21:13		52.3		
11 Nov 2023	1:08	-	1:13	Fine	46.6	SVAN 971 (Serial No. 96062)	Rion NC-75 (No.35124527)
	3:08	-	3:13		45.0		
	5:08	-	5:13		45.1		
13 Nov 2023	13:42	-	14:12	Sunny	56.3	SVAN 971 (Serial No. 96062)	Rion NC-75 (No.35124527)
13 Nov 2023	19:12	-	19:17	Fine	47.5	SVAN 971 (Serial No. 96062)	Rion NC-75 (No.35124527)
	20:12	-	20:17		53.9		
	21:07	-	21:12		45.3		
14 Nov 2023	1:07	-	1:12	Fine	44.0	SVAN 971 (Serial No. 96062)	Rion NC-75 (No.35124527)
	3:07	-	3:12		43.2		
	5:12	-	5:17		44.3		
20 Nov 2023	13:57	-	14:27	Sunny	63.2	SVAN 971 (Serial No. 96062)	Rion NC-75 (No.35124527)
20 Nov 2023	19:12	-	19:17	Fine	47.0	SVAN 971 (Serial No. 96062)	Rion NC-75 (No.35124527)
	20:27	-	20:32		46.1		
	21:17	-	21:22		45.3		
21 Nov 2023	1:17	-	1:22	Fine	41.0	SVAN 971 (Serial No. 96062)	Rion NC-75 (No.35124527)
	3:17	-	3:22		41.1		
	5:17	-	5:22		40.2		
29 Nov 2023	13:50	-	14:20	Cloudy	60.1	SVAN 971 (Serial No. 96062)	Rion NC-75 (No.35124527)
29 Nov 2023	19:10	-	19:15	Fine	50.4	SVAN 971 (Serial No. 96062)	Rion NC-75 (No.35124527)
	20:25	-	20:30		43.0		
	21:30	-	21:35		42.7		
30 Nov 2023	1:10	-	1:15	Fine	41.2	SVAN 971 (Serial No. 96062)	Rion NC-75 (No.35124527)
	3:15	-	3:20		42.2		
	5:20	-	5:25		40.2		

Location: Shek Kwu Chau Treatment & Rehabilitation Centre Hostel 2 (M2 / N\_S2)

Monitoring date: 10, 13, 20, 29 November 2023 (Daytime)

10&11, 13&14, 20&21 and 29&30 November 2023 (Evening & Night time)

Parameter :  $L_{eq\ 30min}$  (Daytime),  $L_{eq\ 5min}$  (Evening & Night time)

Noise source other than construction activities from the Project: Nil

Noise Monitoring Data:

Date	Start time		End time	Weather	$L_{eq\ 30min}$ dB(A) / $L_{eq\ 5min}$ dB(A)	Sound Level Meter Used	Calibrator Used
10 Nov 2023	13:39	-	14:09	Sunny	57.2	SVAN 971 (Serial No. 103449)	Rion NC-75 (No.35124527)
10 Nov 2023	19:09	-	19:14	Fine	51.6	SVAN 971 (Serial No. 103449)	Rion NC-75 (No.35124527)
	20:09	-	20:14		49.3		
	21:09	-	21:14		48.0		
11 Nov 2023	1:09	-	1:14	Fine	47.0	SVAN 971 (Serial No. 103449)	Rion NC-75 (No.35124527)
	3:09	-	3:14		45.6		
	5:09	-	5:14		47.3		
13 Nov 2023	13:21	-	13:51	Sunny	56.6	SVAN 971 (Serial No. 103449)	Rion NC-75 (No.35124527)
13 Nov 2023	19:16	-	19:21	Fine	49.9	SVAN 971 (Serial No. 103449)	Rion NC-75 (No.35124527)
	20:06	-	20:11		49.7		
	21:01	-	21:06		49.6		
14 Nov 2023	1:06	-	1:11	Fine	46.3	SVAN 971 (Serial No. 103449)	Rion NC-75 (No.35124527)
	3:06	-	3:11		49.0		
	5:31	-	5:36		48.0		
20 Nov 2023	13:54	-	14:24	Sunny	62.3	SVAN 971 (Serial No. 103449)	Rion NC-75 (No.35124527)
20 Nov 2023	19:14	-	19:19	Fine	48.3	SVAN 971 (Serial No. 103449)	Rion NC-75 (No.35124527)
	20:04	-	20:09		53.2		
	21:19	-	21:24		49.3		
21 Nov 2023	1:14	-	1:19	Fine	45.3	SVAN 971 (Serial No. 103449)	Rion NC-75 (No.35124527)
	3:14	-	3:19		45.4		
	5:24	-	5:29		45.2		
29 Nov 2023	13:32	-	14:02	Cloudy	57.8	SVAN 971 (Serial No. 103449)	Rion NC-75 (No.35124527)
29 Nov 2023	19:07	-	19:12	Fine	51.0	SVAN 971 (Serial No. 103449)	Rion NC-75 (No.35124527)
	20:12	-	20:17		49.6		
	21:17	-	21:22		47.7		
30 Nov 2023	1:12	-	1:17	Fine	44.4	SVAN 971 (Serial No. 103449)	Rion NC-75 (No.35124527)
	3:07	-	3:12		43.3		
	5:02	-	5:07		43.5		

Location: Shek Kwu Chau Treatment & Rehabilitation Centre Hostel 3 (M3 / N\_S3)

Monitoring date: 10, 13, 20, 29 November 2023 (Daytime)  
10&11, 13&14, 20&21 and 29&30 November 2023 (Evening & Night time)

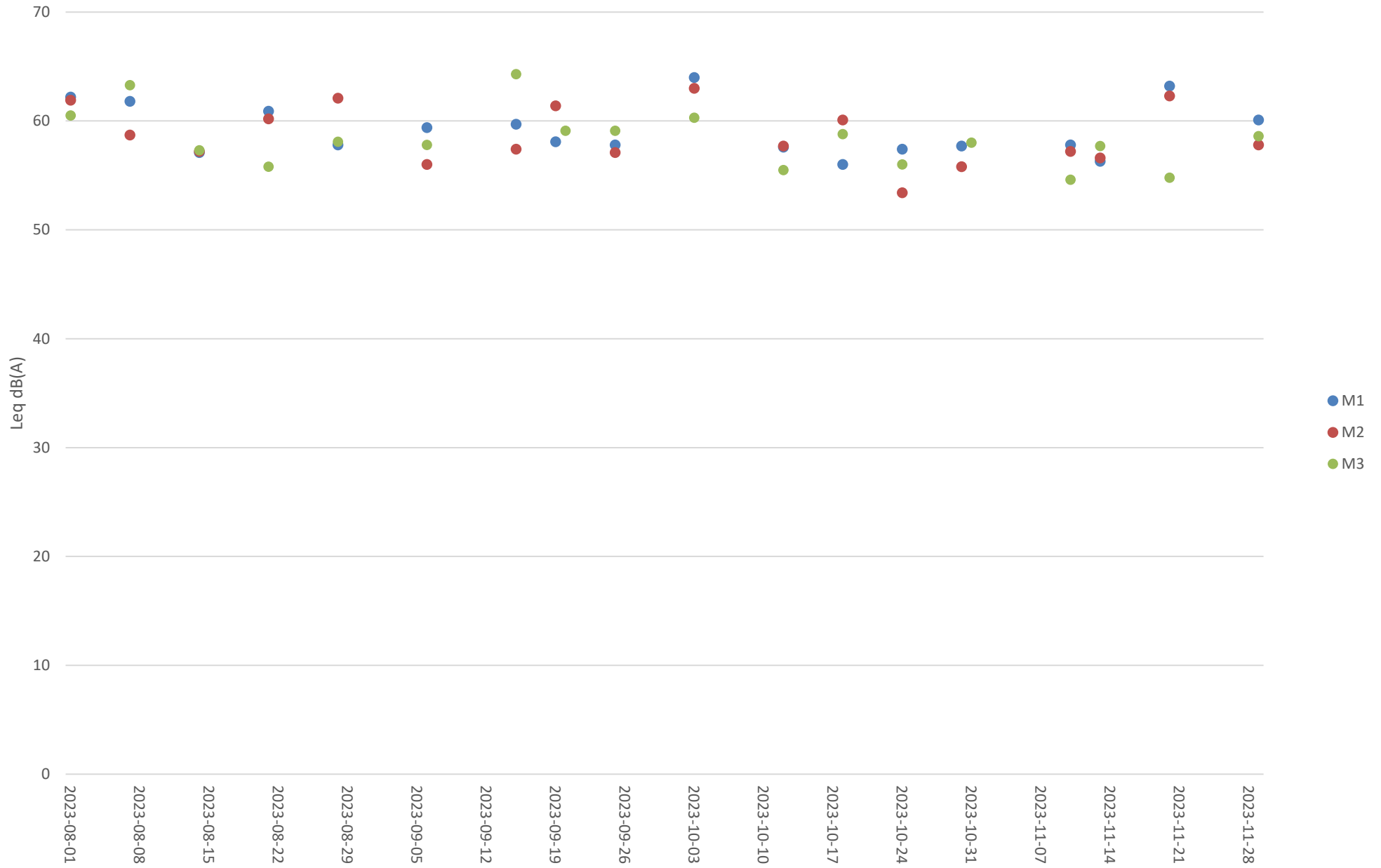
Parameter :  $L_{eq\ 30min}$  (Daytime),  $L_{eq\ 5min}$  (Evening & Night time)

Noise source other than construction activities from the Project: Construction works of air quality monitoring station

Noise Monitoring data:

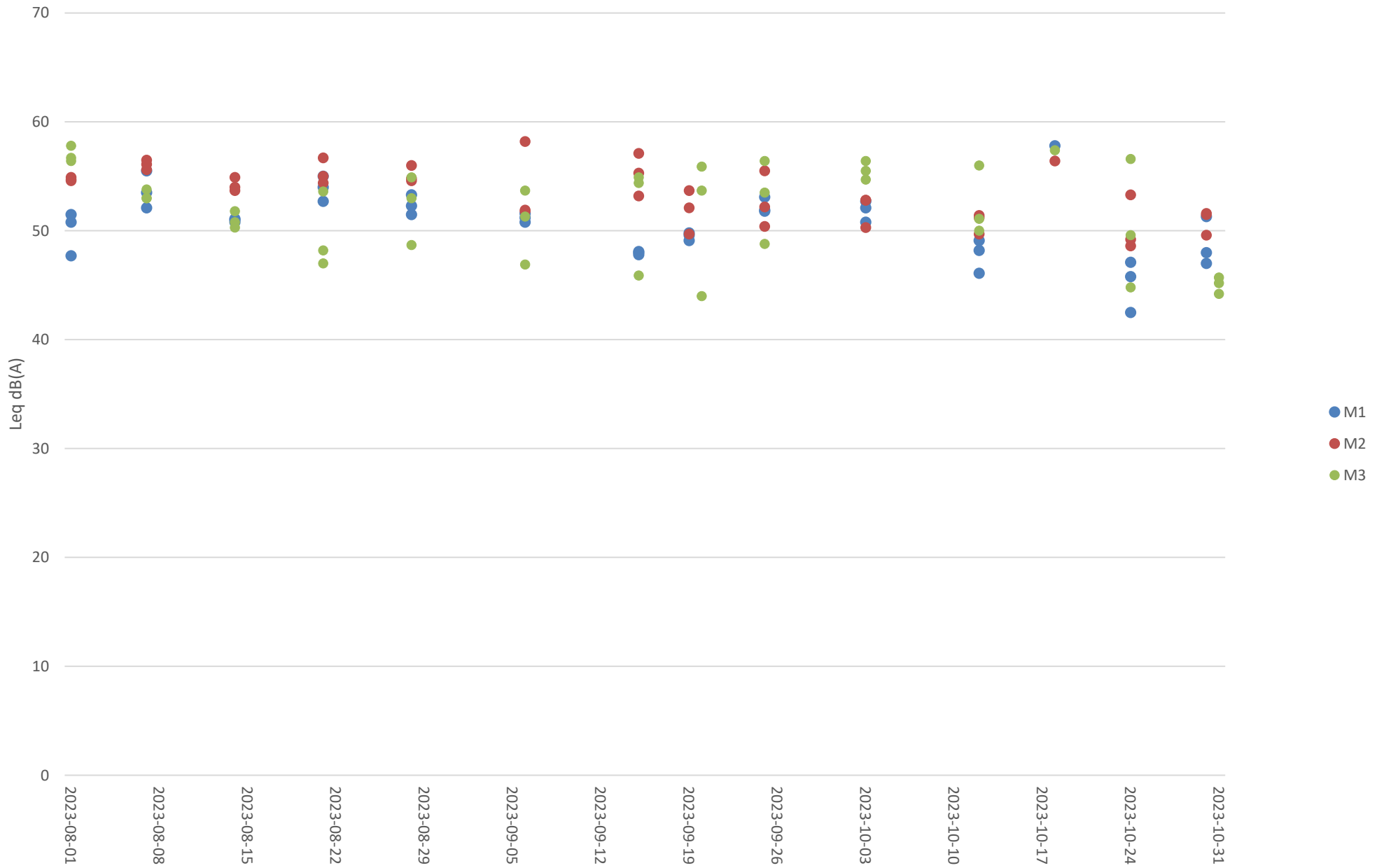
Date	Start time		End time	Weather	$L_{eq\ 30min}$ dB(A) / $L_{eq\ 5min}$ dB(A)	Sound Level Meter Used	Calibrator Used
10 Nov 2023	16:30	-	17:00	Sunny	54.6	SVAN 971 (Serial No. 96063)	Rion NC-75 (No.35124527)
10 Nov 2023	19:10	-	19:15	Fine	52.7	SVAN 971 (Serial No. 96063)	Rion NC-75 (No.35124527)
	20:05	-	20:10		48.4		
	21:15	-	21:20		49.6		
11 Nov 2023	1:10	-	1:15	Fine	46.0	SVAN 971 (Serial No. 96063)	Rion NC-75 (No.35124527)
	3:20	-	3:25		48.3		
	5:05	-	5:10		46.6		
13 Nov 2023	16:05	-	16:35	Sunny	57.7	SVAN 971 (Serial No. 96063)	Rion NC-75 (No.35124527)
13 Nov 2023	19:10	-	19:15	Fine	44.7	SVAN 971 (Serial No. 96063)	Rion NC-75 (No.35124527)
	20:05	-	20:10		44.3		
	21:25	-	21:30		45.8		
14 Nov 2023	1:20	-	1:25	Fine	43.6	SVAN 971 (Serial No. 96063)	Rion NC-75 (No.35124527)
	3:20	-	3:25		43.8		
	5:20	-	5:25		44.0		
20 Nov 2023	16:46	-	17:16	Sunny	54.8	SVAN 971 (Serial No. 96063)	Rion NC-75 (No.35124527)
20 Nov 2023	19:21	-	19:26	Fine	47.9	SVAN 971 (Serial No. 96063)	Rion NC-75 (No.35124527)
	20:11	-	20:16		48.4		
	21:31	-	21:36		42.6		
21 Nov 2023	1:06	-	1:11	Fine	46.0	SVAN 971 (Serial No. 96063)	Rion NC-75 (No.35124527)
	3:21	-	3:26		40.2		
	5:11	-	5:16		41.5		
29 Nov 2023	14:45	-	15:15	Cloudy	58.6	SVAN 971 (Serial No. 96063)	Rion NC-75 (No.35124527)
29 Nov 2023	19:10	-	19:15	Fine	45.7	SVAN 971 (Serial No. 96063)	Rion NC-75 (No.35124527)
	20:15	-	20:20		47.1		
	21:20	-	21:25		44.3		
30 Nov 2023	1:15	-	1:20	Fine	42.7	SVAN 971 (Serial No. 96063)	Rion NC-75 (No.35124527)
	3:10	-	3:15		41.8		
	5:15	-	5:20		43.6		

### Impact Noise Monitoring Results during Day Time (0700 - 1900 hours)

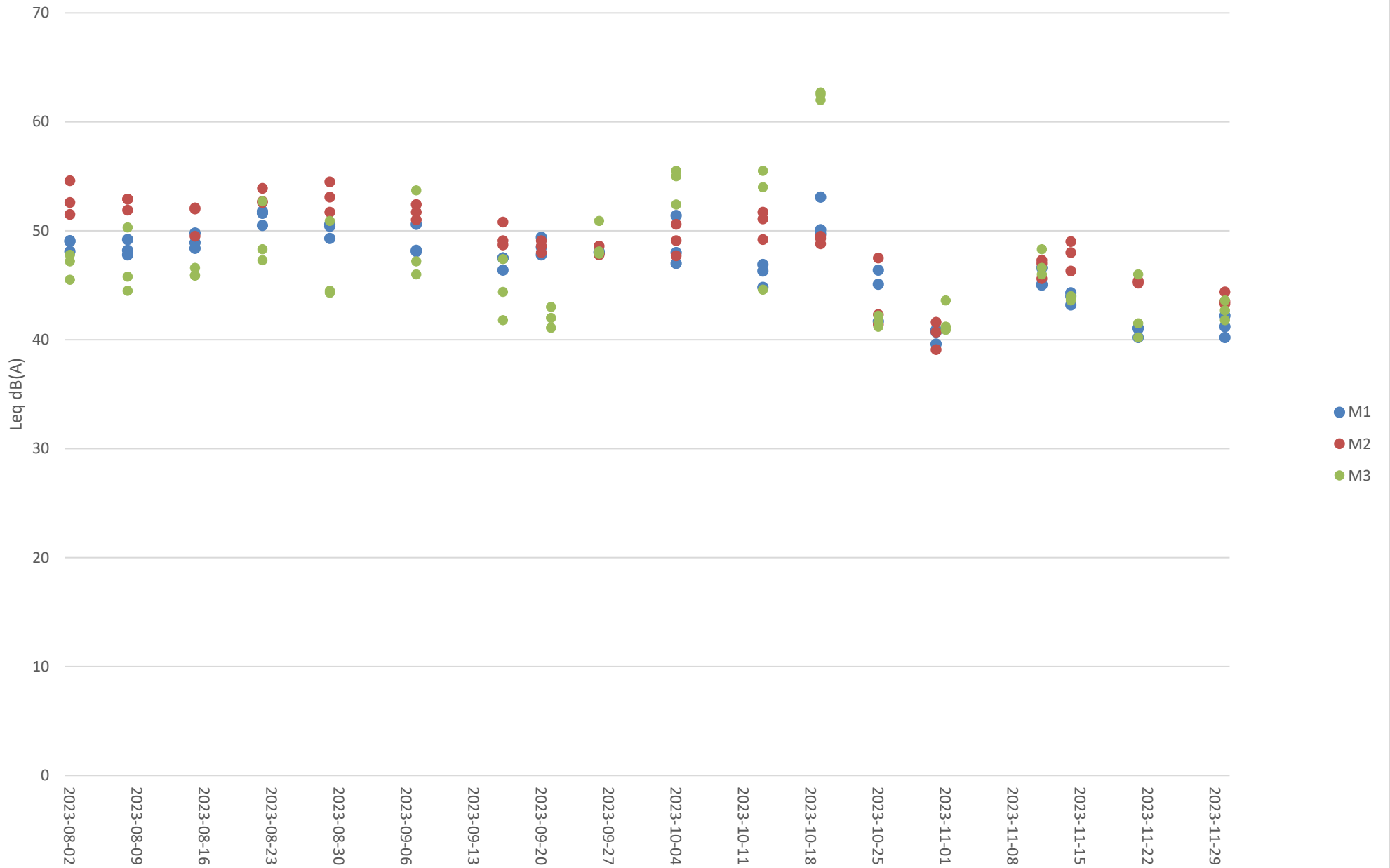




# Additional Impact Noise Monitoring Results during Evening Time (1900 - 2300 hours)



# Additional Impact Noise Monitoring Results during Night Time (2300 - 0700 hours)



## Appendix H Waste Flow Table




Monthly Summary Waste Flow Table for 2018 (year)

Project : Integrated Waste Management Facilities, Phase 1

Contract No.: EP/SP/66/12

Month	Actual Quantities of Inert C&D Materials Generated Monthly								Actual Quantities of C&D Wastes Generated Monthly					
	Total Quantity Generated	Hard Rock and Large Broken Concrete (see Note 1)	Reused in the Contract	Reused in other Projects	Disposed as Public Fill (see Note 4)	Imported Fill Sand (see Note 4)	Imported Fill Public fill (see Note 4)	Imported Fill Rock (see Note 4)	Metals (see Note 5)	Paper/ cardboard packaging (see Note 5)	Plastics (see Note 2, 5)	Chemical Waste		Others, e.g. general refuse (see Note 3)
	(in ,000m <sup>3</sup> )	(in ,000m <sup>3</sup> )	(in ,000m <sup>3</sup> )	(in ,000m <sup>3</sup> )	(in ,000m <sup>3</sup> )	(in ,000m <sup>3</sup> )			(in ,000 kg)	(in ,000kg)	(in ,000kg)	(in ,000kg)	(in ,000L)	(in ,000 m <sup>3</sup> )
Jan	0	0	0	0	0	0	0	0	0	0	0	0	0	0
Feb	0	0	0	0	0	0	0	0	0	0	0	0	0	0
Mar	0	0	0	0	0	0	0	0	0	0	0	0	0	0
Apr	0	0	0	0	0	0	0	0	0	0	0	0	0	0
May	0	0	0	0	0	0	0	0	0	0	0	0	0	0
Jun	0	0	0	0	0	0	0	0	0	0	0	0	0	0
Sub-total	0	0	0	0	0	0	0	0	0	0	0	0	0	0
Jul	0	0	0	0	0	0	0	0	0	0	0	0	0	0
Aug	0	0	0	0	0	0	0	0	0	0	0	0	0	0.0065
Sep	0	0	0	0	0	2.9619	0	0	0	0	0	0	0	0
Oct	0	0	0	0	0	3.0771	0	0	0	0	0	0	0	0.0130
Nov	0	0	0	0	0	6.7871	0	0	0	0	0	0	0	0
Dec	0	0	0	0	0	59.0709	0	0	0	0	0	0.2000	0.8700	0
Total	0	0	0	0	0	71.8970	0	0	0	0	0	0.2000	0.8700	0.0195

- Notes:
- (1) Broken concrete for recycling into aggregates.
  - (2) Plastics refer to plastic bottles/ containers, plastic sheets/ foam from packaging materials.
  - (3) Use the conversion factor : 1 full load of dumping truck being equivalent to 6.5m<sup>3</sup> by volume.
  - (4) Use the conversion factor: sand density = 1.6T/m<sup>3</sup>, public fill density = 1.8T/m<sup>3</sup> and rock density = 2T/m<sup>3</sup>
  - (5) Materials recycled.



Monthly Summary Waste Flow Table for 2019 (year)

Project : Integrated Waste Management Facilities, Phase 1

Contract No.: EP/SP/66/12

Month	Actual Quantities of Inert C&D Materials Generated Monthly								Actual Quantities of C&D Wastes Generated Monthly					
	Total Quantity Generated	Hard Rock and Large Broken Concrete (see Note 1)	Reused in the Contract	Reused in other Projects	Disposed as Public Fill (see Note 4)	Imported Fill Sand (see Note 4)	Imported Fill Public fill (see Note 4)	Imported Fill Rock (see Note 4)	Metals (see Note 5)	Paper/ cardboard packaging (see Note 5)	Plastics (see Note 2, 5)	Chemical Waste		Others, e.g. general refuse (see Note 3)
	(in ,000m <sup>3</sup> )	(in ,000m <sup>3</sup> )	(in ,000m <sup>3</sup> )	(in ,000m <sup>3</sup> )	(in ,000m <sup>3</sup> )	(in ,000m <sup>3</sup> )			(in ,000 kg)	(in ,000kg)	(in ,000kg)	(in ,000kg)	(in ,000L)	(in ,000 m <sup>3</sup> )
Jan	0	0	0	0	0	82.6139	0	0	0	0	0	0	0	0.0065
Feb	0	0	0	0	0	46.7821	0	0	0	0	0	0	0	0
Mar	0	0	0	0	0	97.1000	0	0.7552	0	0.2560	0	0	0	0
Apr	0	0	0	0	0	58.0413	0	0	0	0	0	0	0	0
May	0	0	0	0	0	14.5625	0	1.4648	0	0	0	0	0	0.0065
Jun	0	0	0	0	0	0	0	6.8421	0	0	0	0	0	0
Sub-total	0	0	0	0	0	299.0998	0	9.0621	0	0.2560	0	0	0	0.0130
Jul	0	0	0	0	0	0	0	0.4289	0	0	0	0	8.4000	0.0130
Aug	0	0	0	0	0	2.5775	0	10.5600	0	0	0	0	0	0
Sep	0	0	0	0	0	6.1081	0	8.4704	0	0.3530	0	0	0	0.0065
Oct	0	0	0	0	0	9.8875	0	7.1900	0	0	0	0	0	0
Nov	0	0	0	0	0	38.3088	0	19.3105	0	0	0	0	0	0.0195
Dec	0	0	0	0	0	54.3469	0	26.9807	0	0	0	0	0	0.0910
Total	0	0	0	0	0	410.3286	0	82.0026	0	0.6090	0	0	8.4000	0.1430

- Notes:
- (1) Broken concrete for recycling into aggregates.
  - (2) Plastics refer to plastic bottles/ containers, plastic sheets/ foam from packaging materials.
  - (3) Use the conversion factor : 1 full load of dumping truck being equivalent to 6.5m<sup>3</sup> by volume.
  - (4) Use the conversion factor: sand density = 1.6T/m<sup>3</sup>, public fill density = 1.8T/m<sup>3</sup> and rock density = 2T/m<sup>3</sup>
  - (5) Materials recycled.



Monthly Summary Waste Flow Table for 2020 (year)

Project : Integrated Waste Management Facilities, Phase 1

Contract No.: EP/SP/66/12

Month	Actual Quantities of Inert C&D Materials Generated Monthly								Actual Quantities of C&D Wastes Generated Monthly					
	Total Quantity Generated	Hard Rock and Large Broken Concrete (see Note 1)	Reused in the Contract	Reused in other Projects	Disposed as Public Fill (see Note 4)	Imported Fill Sand (see Note 4)	Imported Fill Public fill (see Note 4)	Imported Fill Rock (see Note 4)	Metals (see Note 5)	Paper/ cardboard packaging (see Note 5)	Plastics (see Note 2, 5)	Chemical Waste		Others, e.g. general refuse (see Note 3)
	(in ,000m <sup>3</sup> )	(in ,000m <sup>3</sup> )	(in ,000m <sup>3</sup> )	(in ,000m <sup>3</sup> )	(in ,000m <sup>3</sup> )	(in ,000m <sup>3</sup> )			(in ,000 kg)	(in ,000kg)	(in ,000kg)	(in ,000kg)	(in ,000L)	(in ,000 m <sup>3</sup> )
Jan	0	0	0	0	0	37.1550	0	25.0812	0	0	0	0	0	0.0065
Feb	0	0	0	0	0	27.7910	0	18.8300	0	0	0	0	0	0.0065
Mar	0	0	0	0	0	22.5669	0	26.1586	0	0	0	0	7.2000	0.0065
Apr	0	0	0	0	0	12.7800	0	10.1825	0	0	0	0	0	0.0195
May	0	0	0	0	0	16.1138	0	24.3740	0	0.4220	0	0	0	0.0195
Jun	0	0	0	0	0	31.5177	0	28.3030	0	0	0	0	0	0.0065
Sub-total	0	0	0	0	0	147.9244	0	132.9293	0	0.4220	0	0	7.2000	0.0650
Jul	0	0	0	0	0	34.7856	17.0606	35.1800	0	0	0	0	0	0.0195
Aug	0	0	0	0	0	27.1375	65.5667	27.9335	0	0	0	0	0	0
Sep	0	0	0	0	0	11.9813	110.1328	43.5435	0	0	0	0	0	0.0195
Oct	0	0	0	0	0	2.8213	131.6600	22.5415	0	0	0	0	0	0.0130
Nov	0	0	0	0	0	0	162.1811	44.6475	0	0.4090	0	0	0.4000	0.0130
Dec	0	0	0	0	0	0	174.9800	57.8380	0	0	0	0	0	0.0130
Total	0	0	0	0	0	224.6501	661.5812	364.6133	0	0.8310	0	0	7.6000	0.1430

- Notes:
- (1) Broken concrete for recycling into aggregates.
  - (2) Plastics refer to plastic bottles/ containers, plastic sheets/ foam from packaging materials.
  - (3) Use the conversion factor : 1 full load of dumping truck being equivalent to 6.5m<sup>3</sup> by volume.
  - (4) Use the conversion factor: sand density = 1.6T/m<sup>3</sup>, public fill density = 1.8T/m<sup>3</sup> and rock density = 2T/m<sup>3</sup>
  - (5) Materials recycled.



Monthly Summary Waste Flow Table for 2021 (year)

Project : Integrated Waste Management Facilities, Phase 1

Contract No.: EP/SP/66/12

Month	Actual Quantities of Inert C&D Materials Generated Monthly								Actual Quantities of C&D Wastes Generated Monthly					
	Total Quantity Generated	Hard Rock and Large Broken Concrete (see Note 1)	Reused in the Contract	Reused in other Projects	Disposed as Public Fill (see Note 4)	Imported Fill Sand (see Note 4)	Imported Fill Public fill (see Note 4)	Imported Fill Rock (see Note 4)	Metals (see Note 5)	Paper/ cardboard packaging (see Note 5)	Plastics (see Note 2, 5)	Chemical Waste		Others, e.g. general refuse (see Note 3)
	(in ,000m <sup>3</sup> )	(in ,000m <sup>3</sup> )	(in ,000m <sup>3</sup> )	(in ,000m <sup>3</sup> )	(in ,000m <sup>3</sup> )	(in ,000m <sup>3</sup> )			(in ,000 kg)	(in ,000kg)	(in ,000kg)	(in ,000kg)	(in ,000L)	(in ,000 m <sup>3</sup> )
Jan	0	0	0	0	0	0	198.1311	36.4775	0	0	0	0	0	0.0065
Feb	0	0	0	0	0	0	143.9511	20.9960	0	0	0	0	0	0.6305
Mar	0	0	0	0	0	0	103.1833	23.4510	0	0	0	0	0	0.0130
Apr	0	0	0	0	0	0	161.2956	27.2810	0	0	0	0	0	0.0130
May	0	0	0	0	0	0	193.3300	20.5265	0	0	0	0	0	0.0715
Jun	0	0	0	0	0	0	141.5728	23.7825	0	0.2440	0	0	0	0.0455
Sub-total	0	0	0	0	0	0	941.4639	152.5145	0	0.2440	0	0	0	0.7800
Jul	0	0	0	0	0	0	105.1083	30.6065	0	0	0	0	0	0.0195
Aug	0	0	0	0	0	0	11.1822	7.5180	0	0	0	0	0	0.0130
Sep	0	0	0	0	0	0	0	5.7575	0	0	0	0	0.6000	0.0390
Oct	0	0	0	0	0	0	0	6.8885	0	0	0	0	0	0
Nov	0	0	0	0	0	0	0	6.2975	0	0.1610	0	0	0	0.0130
Dec	0	0	0	0	0	0	0	5.9235	0	0	0	0	0	0
Total	0	0	0	0	0	0	1057.7544	215.5060	0	0.4050	0	0	0.6000	0.8645

- Notes:
- (1) Broken concrete for recycling into aggregates.
  - (2) Plastics refer to plastic bottles/ containers, plastic sheets/ foam from packaging materials.
  - (3) Use the conversion factor : 1 full load of dumping truck being equivalent to 6.5m<sup>3</sup> by volume.
  - (4) Use the conversion factor: sand density = 1.6T/m<sup>3</sup>, public fill density = 1.8T/m<sup>3</sup> and rock density = 2T/m<sup>3</sup>.
  - (5) Materials recycled.



Monthly Summary Waste Flow Table for 2022 (year)


Project : Integrated Waste Management Facilities, Phase 1

Contract No.: EP/SP/66/12

Month	Actual Quantities of Inert C&D Materials Generated Monthly								Actual Quantities of C&D Wastes Generated Monthly					
	Total Quantity Generated	Hard Rock and Large Broken Concrete (see Note 1)	Reused in the Contract	Reused in other Projects (see Note 4)	Disposed as Public Fill (see Note 4)	Imported Fill Sand (see Note 4)	Imported Fill Public fill (see Note 4)	Imported Fill Rock (see Note 4)	Metals (see Note 5)	Paper/ cardboard packaging (see Note 5)	Plastics (see Note 2, 5)	Chemical Waste		Others, e.g. general refuse (see Note 3)
	(in ,000m <sup>3</sup> )	(in ,000m <sup>3</sup> )	(in ,000m <sup>3</sup> )	(in ,000m <sup>3</sup> )	(in ,000m <sup>3</sup> )	(in ,000m <sup>3</sup> )			(in ,000 kg)	(in ,000kg)	(in ,000kg)	(in ,000kg)	(in ,000L)	(in ,000 m <sup>3</sup> )
Jan	0	0	0	0	0	0	4.9389	2.7070	0	0.1550	0	0	0	0.0715
Feb	0	0	0	0	0	0	3.2478	4.0290	0	0	0	0.4000	0.2250	0
Mar	0	0	0	0	0	0	2.3422	2.7820	0	0	0	0	0	0.0780
Apr	0	0	0	0	0	0	18.2189	5.8100	0	0.3120	0	0	0	0.1495
May	0.0648	0	0	0	0.0648	0	16.7711	17.2320	0	0	0	0	0	0.0975
Jun	0.0037	0	0	0	0.0037	0.2115	1.1128	14.1470	36.3000	0.3890	0	0	1.7250	0.0975
Sub-total	0.0685	0	0	0	0.0685	0.2115	46.6317	46.7070	36.3000	0.8560	0	0.4000	1.9500	0.4940
Jul	25.7183	0	0	25.7183	0	0.1125	0.8333	17.5210	0	0.6400	0.0060	0	0	0.1235
Aug	13.2494	0	0	13.2494	0	0	0	24.5210	76.0300	1.8870	0	0	0	0.1170
Sep	24.9072	0	0	24.8494	0.0578	0	0	16.2815	72.0600	0.3060	0	0	0	0.1885
Oct	13.3139	0	0	13.3006	0.0133	0	0	11.8665	78.1000	0.5800	0	0	0	0.2405
Nov	26.5583	0	0	26.5583	0	0	0	7.2055	0	0	0	0	0	0.1105
Dec	29.1411	0	0	29.1411	0	0	0	3.5174	0	0	0	0	0	0.2535
Total	132.9567	0	0	132.8171	0.1396	0.3240	47.4650	127.6199	262.4900	4.2690	0.0060	0.4000	1.9500	1.5275

- Notes:
- (1) Broken concrete for recycling into aggregates.
  - (2) Plastics refer to plastic bottles/ containers, plastic sheets/ foam from packaging materials.
  - (3) Use the conversion factor : 1 full load of dumping truck being equivalent to 6.5m<sup>3</sup> by volume.
  - (4) Use the conversion factor: sand density = 1.6T/m<sup>3</sup>, public fill density = 1.8T/m<sup>3</sup> and rock density = 2T/m<sup>3</sup>.
  - (5) Materials recycled.





Monthly Summary Waste Flow Table for 2023 (year)

Project : Integrated Waste Management Facilities, Phase 1

Contract No.: EP/SP/66/12

Month	Actual Quantities of Inert C&D Materials Generated Monthly								Actual Quantities of C&D Wastes Generated Monthly					
	Total Quantity Generated	Hard Rock and Large Broken Concrete (see Note 1)	Reused in the Contract	Reused in other Projects (see Note 4)	Disposed as Public Fill (see Note 4)	Imported Fill Sand (see Note 4)	Imported Fill Public fill (see Note 4)	Imported Fill Rock (see Note 4)	Metals (see Note 5)	Paper/ cardboard packaging (see Note 5)	Plastics (see Note 2, 5)	Chemical Waste		Others, e.g. general refuse (see Note 3)
	(in ,000m <sup>3</sup> )	(in ,000m <sup>3</sup> )	(in ,000m <sup>3</sup> )	(in ,000m <sup>3</sup> )	(in ,000m <sup>3</sup> )	(in ,000m <sup>3</sup> )			(in ,000 kg)	(in ,000kg)	(in ,000kg)	(in ,000kg)	(in ,000L)	(in ,000 m <sup>3</sup> )
Jan	24.6728	0	0	24.6728	0	0	0	1.3545	0	0.3150	0	0	0	0.1365
Feb	26.7206	0	0	26.7206	0	0	0	1.8990	11.1501	0	0.0007	0	0	0.1235
Mar	22.1089	0	0	22.1089	0	0	0	0.9025	0	0	0	0	0	0.1105
Apr	36.0011	0	0	36.0011	0	0	0	0	0	0.2150	0	0	0	0.1365
May	21.8900	0	0	21.8900	0	0	0	0	0	0.3160	0	0	0	0.1495
Jun	8.8878	0	0	8.8878	0	0	0	0	0	0	0	0	0	0.1950
Sub-total	140.2812	0	0	140.2812	0	0	0	4.1560	11.1501	0.8460	0.0007	0	0	0.8515
Jul	2.2233	0	0	2.2233	0	0	0	0	0	0.3870	0	0	0	0.1495
Aug	4.4200	0	0	4.4200	0	0	0	0	0	0	0	0	0	0.2015
Sep	0	0	0	0	0	0	0	0	0	0	0	0	0	0.2860
Oct	0	0	0	0	0	0	0	0.4025	0	0.3770	0	0	0	0.2405
Nov	0	0	0	0	0	0	0	0	0	0	0	0	0	0.3510
Dec														
Total	146.9245	0	0	146.9245	0	0	0	4.5585	11.1501	1.6100	0.0007	0	0	2.0800

- Notes:
- (1) Broken concrete for recycling into aggregates.
  - (2) Plastics refer to plastic bottles/ containers, plastic sheets/ foam from packaging materials.
  - (3) Use the conversion factor : 1 full load of dumping truck being equivalent to 6.5m<sup>3</sup> by volume.
  - (4) Use the conversion factor: sand density = 1.6T/m<sup>3</sup>, public fill density = 1.8T/m<sup>3</sup> and rock density = 2T/m<sup>3</sup>.
  - (5) Materials recycled.

## Appendix I Event / Action Plan for Coral Monitoring

Event	Action			
	ET Leader	IEC	SO	Contractor
Action Level Exceedance	1. Check monitoring data 2. Inform the IEC, SO ,and Contractor of the findings; 3. Increase the monitoring to at least once a month to confirm findings; 4. Propose mitigation measures for consideration	1. Discuss monitoring with the ET and the Contractor; 2. Review proposals for additional monitoring and any other measures submitted by the Contractor and advise the SO accordingly.	1. Discuss with the IEC additional monitoring requirements and any other measures proposed by the ET; 2. Make the agreement on the measures to be implemented.	1. Inform the SO and confirm notification of the non-compliance in writing; 2. Discuss with the ET and the IEC and propose measures to the IEC and the SO; 3. Implement the agreed measures.
Limit Level Exceedance	1. Undertake Steps 1-4 as in the Action Level Exceedance. If further exceedance of Limit Level, propose enhancement measures for consideration.	1. Discuss monitoring with the ET and the Contractor; 2. Review proposals for additional monitoring and any other measures submitted by the Contractor and advise the SO accordingly.	1. Discuss with the IEC additional monitoring requirements and any other measures proposed by the ET; 2. Make the agreement on the measures to be implemented.	1. Inform the SO and confirm notification of the non-compliance in writing; 2. Discuss with the ET and the IEC and propose measures to the IEC and the SO; 3. Implement the agreed measures.

## Appendix J Event / Action Plan for White-Bellied Sea Eagle

Event	Action		
	Environmental Team	Audit Team	Contractor
Absence of White-bellied Sea Eagle during a whole day of monitoring.	<p>Inform audit team.</p> <p>Increase monitoring frequency to daily.</p>	<p>Inform site engineer and contractor.</p> <p>If the absence remains:</p> <ul style="list-style-type: none"> <li>• Review construction activities and noise monitoring records of the associated period;</li> <li>• Identify potential causes of the absence;</li> <li>• Propose remedial measures, such as change of construction method and sequence;</li> <li>• Confirm the feasibility of the proposed remedial measures with site engineer and contractor;</li> <li>• Discuss with environmental team about the effectiveness of the proposed remedial measures.</li> </ul>	<p>Implement the agreed remedial measures.</p>

## Appendix K Exceedance Report

## Statistical Summary of Exceedances in the Reporting Period

Noise (Day Time)			
Location	Action Level	Limit Level	Total
M1	0	0	0
M2	0	0	0
M3	0	0	0
Noise (Evening Time)			
Location	Action Level	Limit Level	Total
M1	0	0	0
M2	0	0	0
M3	0	0	0
Noise (Night Time)			
Location	Action Level	Limit Level	Total
M1	0	0	0
M2	0	0	0
M3	0	0	0

## Appendix L Complaint Log



## Statistical Summary of Environmental Complaints

Reporting Period	Environmental Complaint Statistics		
	Frequency	Cumulative	Complaint Nature
01 Nov 2023- 30 Nov 2023	0	4	N/A

## Statistical Summary of Environmental Summons

Reporting Period	Environmental Summons Statistics		
	Frequency	Cumulative	Details
01 Nov 2023- 30 Nov 2023	0	0	N/A

## Statistical Summary of Environmental Prosecution

Reporting Period	Environmental Prosecution Statistics		
	Frequency	Cumulative	Details
01 Nov 2023- 30 Nov 2023	0	0	N/A

## Appendix M Impact Monitoring Schedule of Next Reporting Month

Impact Monitoring Schedule for TWMP

Dec-23

Sun	Mon	Tue	Wed	Thu	Fri	Sat
					1	2
3	4	5 Impact Daytime & Evening Noise monitoring for M1, M2 & M3	6 Impact Night time Noise monitoring for M1, M2 & M3	7	8	9
10	11 Impact Daytime & Evening Noise monitoring for M1, M2 & M3	12 Impact Night time Noise monitoring for M1, M2 & M3	13 Impact Ecology monitoring for WBSE	14	15	16
17	18 Impact Daytime & Evening Noise monitoring for M1, M2 & M3	19 Impact Night time Noise monitoring for M1, M2 & M3	20	21	22	23
24	25	26	27 Impact Daytime & Evening Noise monitoring for M1, M2 & M3 Ecology monitoring for WBSE 19th Quarterly Coral Monitoring at Indirect Impact Site and Control Site	28 Impact Night time Noise monitoring for M1, M2 & M3	29	30
31						

Remarks:  
 1. Daytime Noise Monitoring (07:00-19:00), Evening Time Noise Monitoring (19:00-23:00), Night Time Noise Monitoring (23:00-07:00)  
 2. Water Quality Monitoring for S1,S2 and S3 will only conduct during DCM works, refer to Detailed DCM Plan  
 3. No marine construction work is tentatively scheduled to be carried out in December 2023