

Contract No. EP/SP/66/12
Integrated Waste Management Facilities, Phase 1
20th Quarterly EM&A Report



吉寶西格斯 - 振華聯營公司
KEPPEL SEGHERS - ZHEN HUA JOINT VENTURE

Quarterly EM&A Report No.20 (Period from 1 April to 30 June 2023)

(Clause 3.3, Further Environmental Permit FEP-01/429/2012/A)

Document No.

KSZHJV	/	312	/	Quarterly EM&A	/	00020	/	A
Issuer		Project Code		Type of Document		Sequential No.		Revision Index

	Prepared by:	Certified by:	Verified by:
Name	Joe Ho	F.C Tsang	Mandy To
Position	Environmental Team Member	Environmental Team Leader	Independent Environmental Checker
Signature			
Date:	24 July 2023	24 July 2023	24 July 2023

Revision History

A	First Submission	21 July 2023
Rev.	DESCRIPTION OF MODIFICATION	DATE

CONTENT

1.	Basic Project Information.....	1
2.	Marine Water Quality Monitoring	6
3.	Noise Monitoring	10
4.	Waste.....	15
5.	Coral.....	17
6.	Marine Mammal.....	25
7.	White-Bellied Sea Eagle	31
8.	Summary of Monitoring Exceedance, Complaints, Notification of Summons and Prosecutions.....	34
9.	EM&A Site Inspection	35
10.	Conclusion and Recommendations	36

Appendix A	Master Programme
Appendix B	Summary of Implementation Status of Environmental Mitigation
Appendix C	Noise Monitoring Data Trending
Appendix D	Waste Flow Table
Appendix E	Photo Records for Coral Monitoring
Appendix F	Photo Records for White-bellied Sea Eagle Monitoring
Appendix G	Complaint Log

EXECUTIVE SUMMARY

- A1. The Project, Integrated Waste Management Facility (IWMF), is a Designated Project under the Environmental Impact Assessment Ordinance (Cap. 499) (EIAO) and is currently governed by a Further Environmental Permit (FEP No. FEP-01/429/2012/A) for the construction and operation of the Project.
- A2. In accordance with the Updated Environmental Monitoring and Audit (EM&A) Manual for the Project, EM&A works for marine water quality, noise, waste management and ecology should be carried out by Environmental Team (ET), Acuity Sustainability Consulting Limited (ASCL), during the construction phase of the Project.
- A3. This is the 20th Quarterly EM&A Report, prepared by ASCL, for the Project summarizing and concluding the monitoring results and audit findings of the EM&A programme at and around Shek Kwu Chau (SKC) during the reporting period from 1 April 2023 to 30 June 2023.
- A4. The EM&A works for construction noise, water quality, construction waste, coral, marine mammal and White-Bellied Sea Eagle (WBSE) were conducted during the reporting period in accordance with the Updated EM&A Manual.
- A5. Weekly site inspections of the construction works were carried out by ET to audit the mitigation measures implementation status. Monthly joint site inspections were carried out by ET and IEC.
- A6. As confirmed with Contractor and Project Supervising Officer, no marine construction work will be carried out from March to December 2023 tentatively. An updated EM&A arrangement to propose the temporary suspension of water quality and line-transect monitoring from March to December 2023 was submitted to EPD on 21 March 2023. EPD advised no comment on the updated EM&A arrangement on 29 March 2023. The water quality and line-transect monitoring were then temporarily suspended from 30 March 2023 onward. A two-week advance notice will be made by the Contractor prior to resumption of marine construction works. The water quality monitoring and line-transect monitoring will be resumed upon the resumption of marine construction works. ET will notify the resumption of marine construction works with updated EM&A schedule within one day after receiving the notification from contractor.
- A7. Two complaints were received by the Environmental Protection Department on 28 June 2023 and referred to the ET and IEC on 28 June 2023. The complaints were related to construction dust and insufficient dust control measures. After the investigation, dust suppression measures are considered sufficient and effective to control fugitive dust from construction works.

1. BASIC PROJECT INFORMATION

1.1. The Reporting Scope

1.1.1 This is the 20th Quarterly EM&A Report for the Project which summarizes the key findings of the EM&A programme during the reporting period from 1 April 2023 to 30 June 2023.

1.2. Project Organization

1.2.2 The Project Organization structure for Construction Phase is presented in **Figure 1.1**.

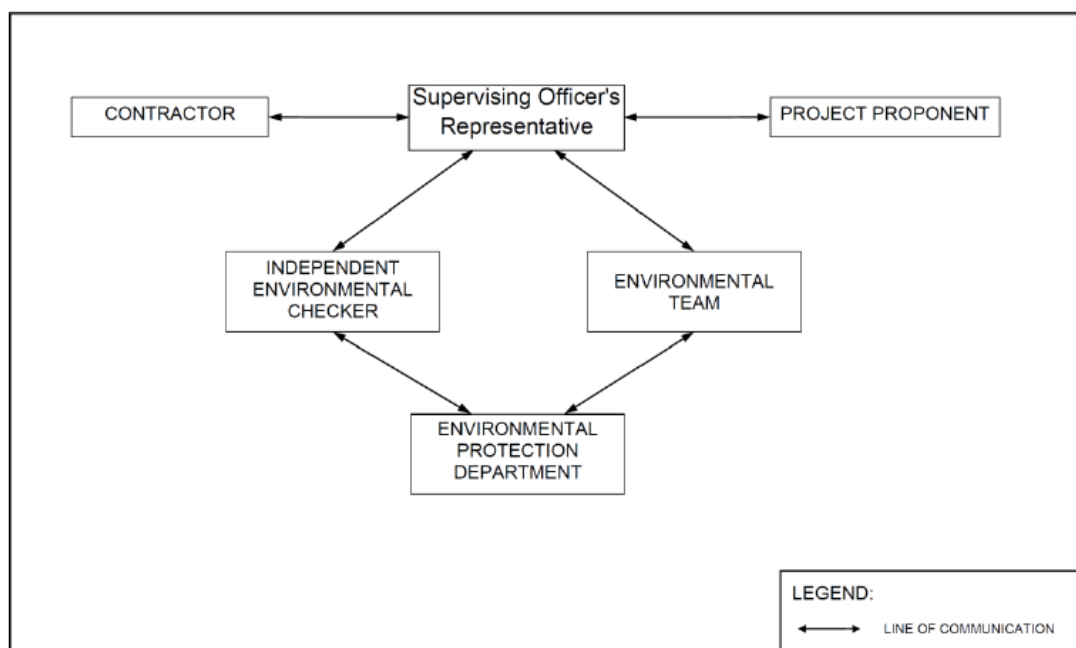


Figure 1.1 Project Organization Chart

1.2.3 Contact details of the key personnel are presented in **Table 1.1** below:

Table 1.1 Contact Details of Key Personnel

Party	Position	Name	Telephone no.
Environmental Protection Department	Project Proponent	Cheng Tak-Kuen	2594-6111
Keppel Seghers – Zhen Hua Joint Venture	Project Manager	Peter Chung	2192-0603
Acuity Sustainability Consulting Limited	Environmental Team Leader	F.C. Tsang	2698-6833
ERM-Hong Kong, Limited	Independent Environmental Checker	Mandy To	2271-3000

1.3. Summary of Construction Works

1.3.1 Details of the major construction activities undertaken in this reporting period are shown in **Table 1.2** below. The construction programme is presented in **Appendix A**.

Table 1.2 Summary of the Construction Activities Undertaken during the Reporting Period

Location of works	Construction activities undertaken	Remarks on progress
Reclamation area	<ul style="list-style-type: none"> • Installation of Instrumentation • Site Investigation works for foundation • Foundation works (including Driven H Pile and Socketed H Pile) • Pile cap construction • Structural steel work • Superstructure construction 	<ul style="list-style-type: none"> • On-going • On-going • On-going • On-going • On-going • On-going
Seawall portion	<ul style="list-style-type: none"> • Caisson extension works, from +3mPD to +6mPD, at Seawall A and B • Construction of wave wall along the vertical seawall 	<ul style="list-style-type: none"> • On-going • On-going

1.3.2 The status for all environmental aspects is presented in **Table 1.3**.

Table 1.3 Summary of Status for Key Environmental Aspects under the Updated EM&A Manual

Parameters	Status
Water Quality	
Baseline Monitoring under Updated EM&A Manual and Detailed Plan on DCM	The baseline water quality monitoring result has been reported in Baseline Monitoring Report and submitted to EPD under FEP Condition 3.4
Impact Monitoring	As confirmed with Contractor and Project Supervising Officer, no marine construction work will be carried out from March to December 2023 tentatively. An updated EM&A arrangement to propose the temporary suspension of water quality and line-transect monitoring from March to December 2023 was submitted to EPD on 21 March 2023. EPD advised no comment on the updated EM&A arrangement on 29 March 2023. The water quality and line-transect monitoring were then temporarily suspended from 30 March 2023 onward. A two-week advance notice will be made by the Contractor prior to resumption of marine construction works. The water quality monitoring and line-transection monitoring will be resumed upon the resumption of marine construction works. ET will notify the resumption of marine construction works with updated EM&A schedule within one day after receiving the notification from contractor.
Regular DCM Monitoring	All DCM was completed on 14 October 2020, regular DCM monitoring for further 4 weeks (i.e from 16 October 2020 to 14 November 2020) was completed according to the approved Detailed Plan on Deep Cement Mixing
Initial Intensive DCM Monitoring	Conducted from 11 February 2019 to 10 March 2019, had not been resumed since there was no DCM related parameter exceeding the AL/LL.
Baseline Water Quality of wet season	Completed over 13 August 2018 to 7 September 2018
Noise	
Baseline Monitoring	The baseline noise monitoring result has been reported in Baseline Monitoring Report and submitted to EPD under FEP Condition 3.4
Impact Monitoring	On-going
Waste Management	
Mitigation Measures in Waste Monitoring Plan	On-going
Coral	
Pre-translocation Survey and Coral Mapping	The Coral Translocation Plan was submitted and approved by EPD under EP Condition 2.12
Coral Translocation	Completed on 28 March 2018
Post-Translocation Coral Monitoring	Survey affected by missing of translocated and tagged coral colonies after typhoons in September 2018, completed on 28 March 2019.
Pre-construction Coral Survey and Tagging	Completed on 26 June 2018
Tagged Coral Monitoring	Survey obstructed due to missing of tagged coral colonies after typhoons in September 2018

Parameters	Status
Coral Survey and Re-tagging	Re-tagging at Indirect Impact Site was conducted on 23 November and Re-tagging at Control Site was conducted on 3 December 2018.
Post Re-tagging Coral Quarterly Monitoring	On-going
Marine Mammal	
Baseline Monitoring	The baseline marine mammal monitoring result has been reported in Baseline Monitoring Report and submitted to EPD under FEP Condition 3.4
Impact Monitoring	Temporarily suspended since 30 March 2023, as no marine construction works as defined in the approved EIA report (AEIAR-163/2012) and the Updated EM&A Manual was conducted in this reporting period.
Land-based Theodolite Tracking	30 days of theodolite surveys were started on 21 Feb 2019 and completed in May 2019.
Passive Acoustic Monitoring	30 days of PAM surveys were started on 1 May 2019 and completed at the end of May 2019.
White-bellied Sea Eagle	
Baseline Monitoring	The baseline WBSE monitoring result has been reported in Baseline Monitoring Report and submitted to EPD under FEP Condition 3.4
Impact Monitoring	On-going, since chick was observed during monitoring event on 28 March 2023, the frequency of impact monitoring was changed to 7-day consecutive monitoring until 4 April 2023. Impact monitoring was conducted twice per month in April 2023 and May 2023 during the core breeding season. Monthly impact monitoring was conducted in June 2023 outside the core breeding season.
Environmental Audit	
Site Inspection covering Measures of Air Quality, Noise Impact, Water Quality, Waste, Ecological Quality, Fisheries, Landscape and Visual	On-going
Mitigation Measures in Marine Mammal Watching Plan (MMWP)	Installation of caisson No.19 was completed on 18 March 2021, which the reclamation area had been totally enclosed by permanent structure. Floating type silt curtain at marine access was removed on 18 March 2021. No enclosed area shall be formed by deployment of silt curtain for the remaining works programme.
Mitigation Measures in Detailed Monitoring Programme on Finless Porpoise (DMPFP)	Installation of caisson No.19 was completed on 18 March 2021, which the reclamation area had been totally enclosed by permanent structure. Floating type silt curtain at marine access was removed on 18 March 2021. No enclosed area shall be formed by deployment of silt curtain for the remaining works programme.
Mitigation Measures in Vessel Travel Details	On-going
Daily Site Audit and Monitoring for Dredging Work	Completed

- 1.3.3 Other than the EM&A works by ET, environmental briefings, trainings and regular environmental management meetings were conducted, in order to enhance environmental awareness and closely monitor the environmental performance of the contractors.
- 1.3.4 The EM&A programme has been implemented in accordance with the recommendations presented in the approved EIA Report and the Updated EM&A Manual. A summary of updated implementation status of the environmental mitigation measures for the construction phase of the Project during the reporting period is provided in **Appendix B**.

2. MARINE WATER QUALITY MONITORING

2.1 Water Quality Parameters

- 2.1.1 Measurement of Dissolved Oxygen (DO), Turbidity, Suspended Solids (SS), Salinity and pH have been undertaken at the eleven monitoring stations during general water quality monitoring.
- 2.1.2 DO, temperature, salinity, turbidity and pH were measured in-situ and the SS was assayed in a HOKLAS laboratory.
- 2.1.3 In associate with the water quality parameters, other relevant data were also measured, such as monitoring location/position, time, water depth, sampling depth, tidal stages, weather conditions and any special phenomena or work underway nearby were also recorded.
- 2.1.4 Impact water quality monitoring was conducted 3 days per week in the reporting period. All parameters were monitored during mid-flood and mid-ebb tides at three water depths for water quality monitoring. The interval between two sets of monitoring has not been less than 36 hours.
- 2.1.5 **Table 2.1** summarizes the monitoring parameters, frequency and duration of the impact water quality monitoring.

Table 2.1 Water Quality Monitoring Parameters, Frequency and Duration

Parameter, unit	Frequency	No. of Depths
<ul style="list-style-type: none"> • Water Depth(m) • Temperature(°C) • Salinity(ppt) • pH (pH unit) • Dissolved Oxygen (DO)(mg/L and % of saturation) • Turbidity(NTU) • Suspended Solids (SS), mg/L • Current velocity (m/s) • Direction (in NESW) 	General water quality monitoring: 3 days per week, at mid-flood and mid-ebb tides	3 water depths: 1m below sea surface, mid-depth and 1m above sea bed. If the water depth is less than 3m, mid-depth sampling only. If water depth is less than 6m, mid-depth may be omitted.

2.2 Water Quality Monitoring Locations

- 2.2.1 Impact water quality monitoring was conducted at eleven monitoring locations (i.e. B1-B4, H1, C1A, C2A, F1A, CR1, CR2 and M1) during general water quality monitoring as shown in **Figure 2.1**.

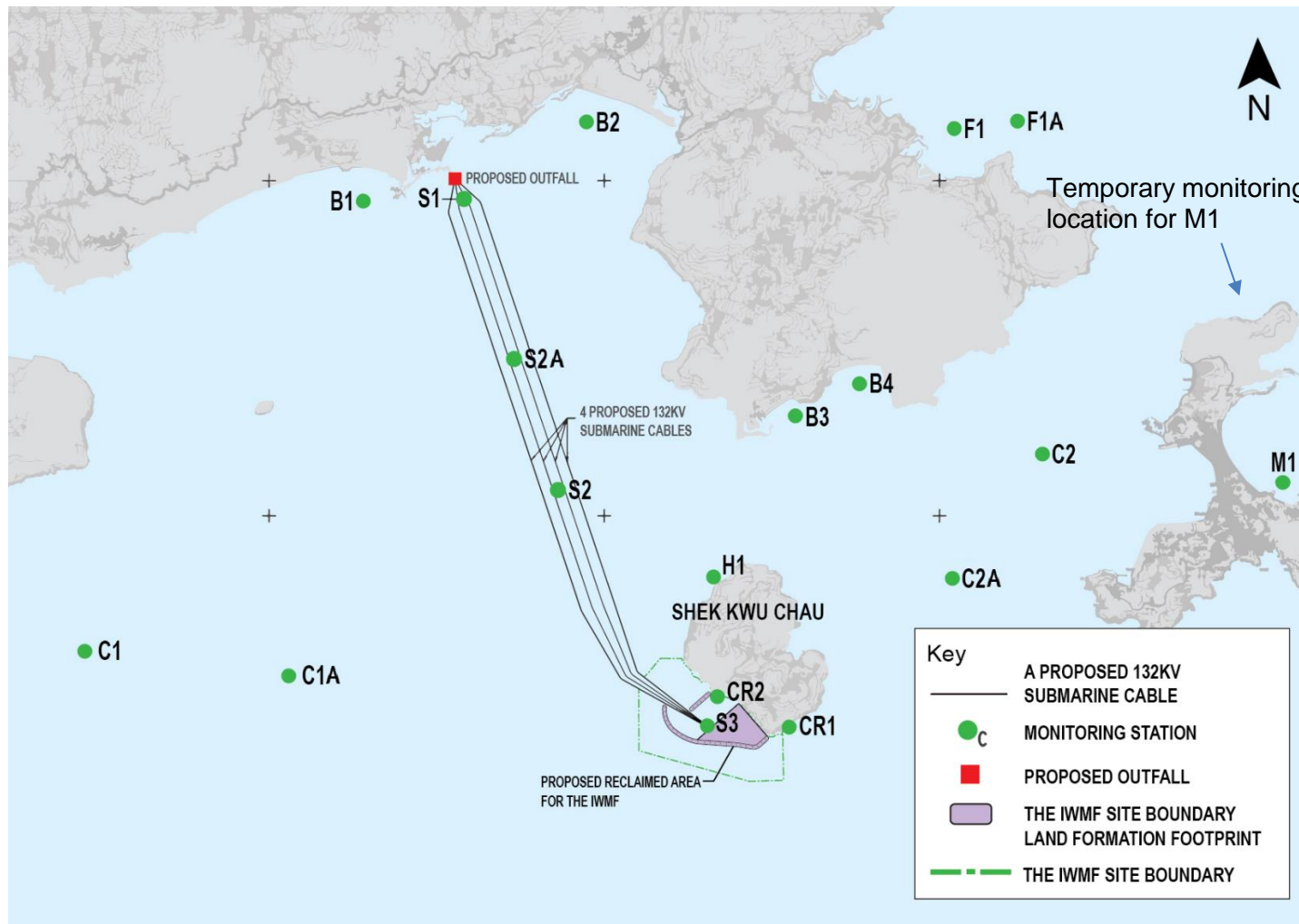


Figure 2.1 Water monitoring locations at Artificial Island near SKC

2.3 Action and Limit Levels

2.3.1 Based on the baseline monitoring data and the derivation criteria presented in the Baseline Monitoring Report, the Action/Limit Levels have been derived and are presented in **Table 2.2** and **Table 2.3** for both dry seasons (October – March) and wet seasons (April – September).

Table 2.2 Derived Action and Limit Levels for Water Quality Monitoring (Dry Season)

Parameters	Action	Limit
Construction Phase Impact Monitoring		
DO in mg/L	≤ 7.13	≤ 4
SS in mg/L	≥ 8 or 120% of control station's SS at the same tide of the same day of measurement, whichever is higher	≥ 10 or 130% of control station's SS at the same tide of the same day of measurement, whichever is higher
Turbidity in NTU	≥ 5.6 or 120% of control station's turbidity at the same tide of the same day of measurement, whichever is higher	≥ 12.81 or 130% of control station's turbidity at the same tide of the same day of measurement, whichever is higher
Temperature in °C	1.8°C above the temperature recorded at representative control station at the same tide of the same day	2°C above the temperature recorded at representative control station at the same tide of the same day

Notes:

- i. "Depth-averaged" is calculated by taking the arithmetic means of reading of all three depths.
- ii. For DO, non-compliance of the water quality limits occurs when monitoring result is lower than the limits.
- iii. For turbidity, SS and Salinity, non-compliance of the water quality limits occurs when monitoring result is higher than the limits.

Table 2.3 Derived Action and Limit Levels for Water Quality (Wet Season)

Parameters	Action	Limit
Construction Phase Impact Monitoring		
DO in mg/L	≤ 5.28	≤ 4
SS in mg/L	≥ 12 or 120% of control station's SS at the same tide of the same day of measurement, whichever is higher	≥ 14 or 130% of control station's SS at the same tide of the same day of measurement, whichever is higher
Turbidity in NTU	≥ 4.0 or 120% of control station's turbidity at the same tide of the same day of measurement, whichever is higher	≥ 4.3 or 130% of control station's turbidity at the same tide of the same day of measurement, whichever is higher
Temperature in °C	1.8°C above the temperature recorded at representative control station at the same tide of the same day	2°C above the temperature recorded at representative control station at the same tide of the same day

Notes:

- i. "Depth-averaged" is calculated by taking the arithmetic means of reading of all three depths.
- ii. For DO, non-compliance of the water quality limits occurs when monitoring result is lower than the limits.
- iii. For turbidity, SS and Salinity, non-compliance of the water quality limits occurs when monitoring result is higher than the limits.

2.4 Monitoring Results and Observations

2.4.1 A As confirmed by the Contractor on 14 October 2020, all DCM works was completed on 14 October 2020, the post DCM water quality monitoring was completed for further 4 weeks (i.e. from 16 October 2020 to 14 November 2020) according to the approved Detailed Plan on Deep Cement Mixing. As all DCM work and post DCM water quality monitoring were completed, no water quality monitoring was conducted at S1, S2A and S3 from 14 November 2020 onward. As no marine construction work will be carried out from March to December 2023 and EPD had no comment on temporary suspension of water quality monitoring on 29 March 2023, the water quality was then temporarily suspended from 30 March 2023 onward.

3. NOISE MONITORING

3.1 Noise Monitoring Parameters

3.1.1 Impact noise monitoring was conducted weekly in the reporting period between 0700 and 1900 hours on normal weekdays. Additional impact noise monitoring was conducted weekly in the reporting period between 1900 and 0700 hours on all days as well as public holidays and Sundays.

3.1.2 Construction noise level measured in terms of the A-weighted equivalent continuous sound pressure level (L_{Aeq}). $L_{eq\ 30min}$ was used as the monitoring parameter for the time period between 0700 and 1900 hours on normal weekdays. $L_{eq\ 5min}$ was used as the monitoring parameter for the time period between 1900 and 0700 hours as well as public holidays and Sundays. **Table 3.1** summarizes the monitoring parameters, frequency and duration of the impact noise monitoring and additional impact noise monitoring.

Table 3.1 Noise Monitoring Parameters, Time, Frequency and Duration

Monitoring Station	Time	Duration	Parameters
M1/ N_S1, M2/ N_S2, M3/ N_S3	Day time: 0700-1900 hrs (during normal weekdays)	Once per week $L_{eq\ 5min}/L_{eq\ 30min}$ (average of 6 consecutive $L_{eq\ 5min}$)	L_{eq} , L_{10} & L_{90}
	Evening time: 1900-2300 hrs (including normal weekdays, also public holidays and Sundays)	Once per week $L_{eq\ 5min}$ (3 sets of $L_{eq\ 5min}$)	L_{eq} , L_{10} & L_{90}
	Night time: 2300-0700 hrs (including normal weekdays, also public holidays and Sundays)	Once per week $L_{eq\ 5min}$ (3 sets of $L_{eq\ 5min}$)	L_{eq} , L_{10} & L_{90}

3.2 Noise Monitoring Locations

3.2.1 Three noise monitoring locations for impact monitoring and additional impact monitoring at the nearby sensitive receivers are shown in **Figure 3.1**

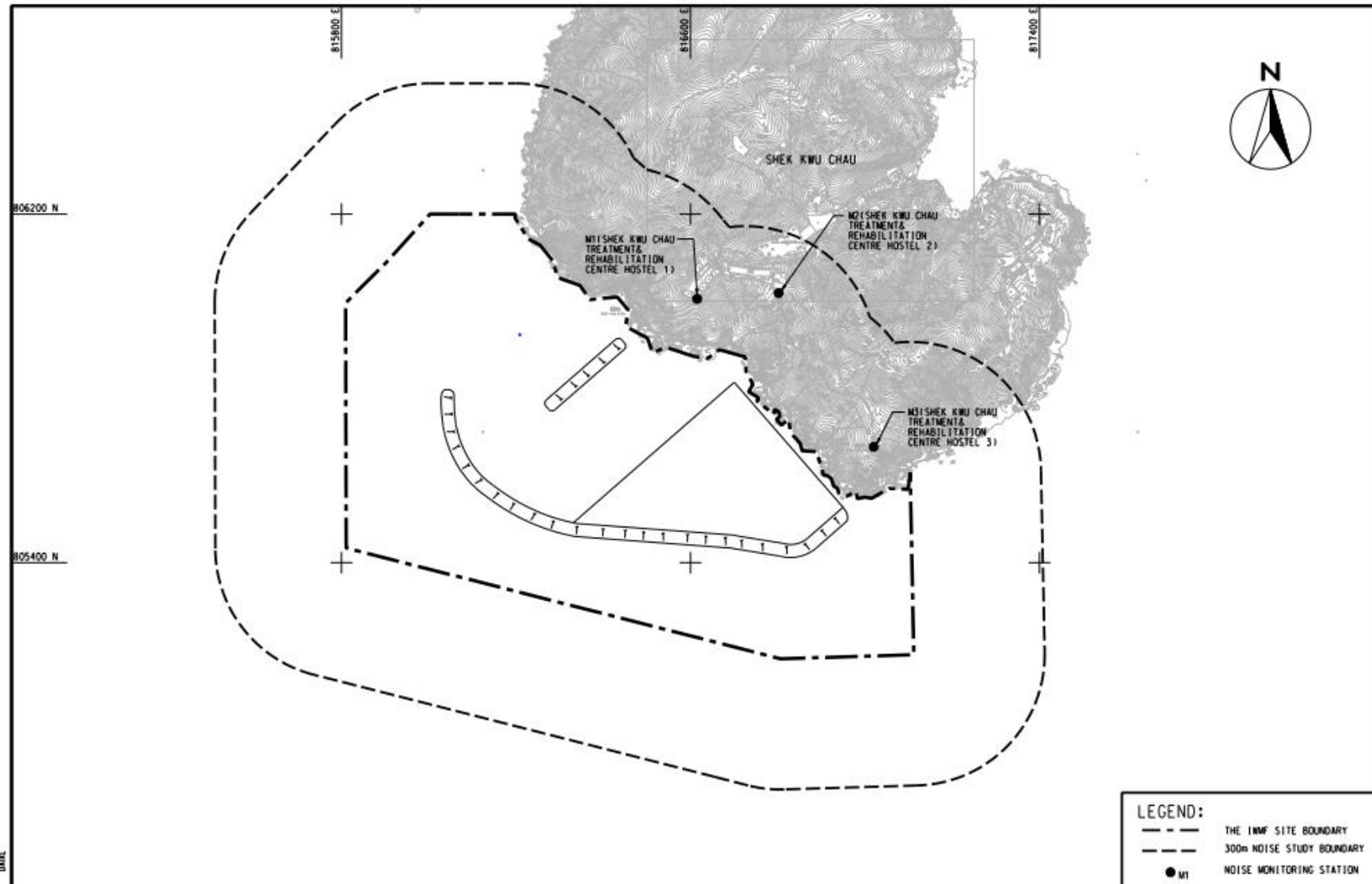


Figure 3.1 Noise monitoring locations at SKC

3.2.2 M1, M2 and M3 are Shek Kwu Chau Treatment and Rehabilitation Centre Hostel 1, 2 and 3 respectively of The Society for the Aid and Rehabilitation of Drug Abusers (SARDA) located at southern part of Shek Kwu Chau.

3.2.3 Measurements at M1 & M3 were conducted at a point 1m from the exterior of the sensitive receivers building façade and at a position 1.2m above the ground. Measurement setup at M3 has been varying with minor adjustment to minimize the disturbance to the users of Treatment Centre. Measurement at M2 was conducted at a point 1m from building façade of the ceiling of 1st floor level for avoidance of mutual disturbance with users of Treatment Centre. The minor adjustment of monitoring locations, which were in favour to mutual convenience with the users of Treatment Centre, were found with no effect on monitoring result based on on-site observation and experience from the Baseline monitoring of the Project.

3.2.4 The noise monitoring stations are summarized in **Table 3.2** below.

Table 3.2 Noise Monitoring Location

Station	NSR ID in EIA Report	Noise Monitoring Location	Type of sensitive receiver(s)	Measurement Type
M1	N_S1	Shek Kwu Chau Treatment & Rehabilitation Centre Hostel 1	Residential	Façade
M2	N_S2	Shek Kwu Chau Treatment & Rehabilitation Centre Hostel 2	Residential	Façade
M3	N_S3	Shek Kwu Chau Treatment & Rehabilitation Centre Hostel 3	Residential	Façade

3.3 Action and Limit Levels

3.3.1 The Action/Limit Levels in line with the criteria of Practice Note for Professional Persons (ProPECC PN 2/93) “Noise from Construction Activities – Non-statutory Controls” and Technical Memorandum on Environmental Impact Assessment Process issued by HKSAR Environmental Protection Department [“EPD”] under the Environmental Impact Assessment Ordinance, Cap 499, S.16 is presented in **Table 3.3**.

Table 3.3 Action and Limit Levels for Noise per Updated EM&A Manual

Time Period	Action	Limit (dB(A))
0700-1900 hrs on normal weekdays	When one documented complaint is received	75 dB(A)

Notes: If works are to be carried out during restricted hours, the conditions stipulated in the Construction Noise Permit (CNP) issued by the Noise Control Authority have to be followed.

3.4 Monitoring Results and Observations

3.4.1 Impact monitoring for noise impact for daytime was conducted in the reporting period. The impact noise levels at Noise Monitoring Stations at SKC (i.e. M1/ N_S1 to M3/ N_S3) are summarized in **Table 3.5**. Additional impact monitoring during restricted hours was conducted in the reporting period. The additional impact noise levels at Noise Monitoring Stations at SKC (i.e. M1/ N_S1 to M3/ N_S3) are summarized in **Table 3.6** and **Table 3.7** respectively. Trending of the noise monitoring results is presented graphically in **Appendix C**.

- 3.4.2 Major construction activity, major noise source and extreme weather which might affect the results were recorded during the impact monitoring.
- 3.4.3 According to our field observations, the major noise source identified at the noise monitoring station in the reporting quarter are summarised in **Table 3.4**. Sound from the intermittent piling work was the noticeable noise source for monitoring stations M1, M2 and M3. Air conditioning units were also observed at station M3 during the impact monitoring.

Table 3.4 Summary of Field Observation

Monitoring Station	Major Noise Source
M1	Sound from the intermittent piling work
M2	Sound from the intermittent piling work
M3	Sound from the intermittent piling work, air-conditioners

- 3.4.4 No data from impact monitoring during daytime had exceeded the stipulated limit level at 75 dB(A).

Table 3.5 Summary of Impact Noise Monitoring Results during Daytime (0700 – 1900 hrs)

Location	Noise in dB(A)								
	Range of L _{eq} 30min			Range of L ₁₀ 30min			Range of L ₉₀ 30min		
	Apr	May	Jun	Apr	May	Jun	Apr	May	Jun
M1	55.4 – 59.1	57.6 – 60.1	58.0 – 63.9	57.4 – 62.1	59.4 – 66.0	59.9 – 66.6	52.1 – 56.0	54.6 – 57.7	55.7 – 59.0
M2	54.9 – 59.0	57.6 – 65.9	61.9 – 64.2	57.2 – 60.1	59.7 – 70.1	62.1 – 66.2	52.5 – 54.1	54.4 – 59.0	55.6 – 57.2
M3	56.2 – 59.4	55.6 – 62.6	58.4 – 61.9	58.1 – 62.4	57.4 – 64.9	60.3 – 64.3	50.3 – 54.2	50.9 – 58.9	55.7 – 60.5

- 3.4.5 Applicable mitigation measures for construction works are fully implemented as shown in **Appendix B**, where double-glazed windows and air conditioning system were also installed and confirmed operable for the NSRs (N_S1, N_S2 & N_S3).
- 3.4.6 During the noise monitoring event, frontline staff of ET have inquired the treatment centre users on any noise disturbance from the construction activities at evening and night time, where no complaint and adverse opinions was received.
- 3.4.7 Data from impact monitoring during evening time and night time were compared with the NCO criteria. Where site inspection and auditing on Contractor's record have shown that the conditions stipulated in the Construction Noise Permit (CNP) issued by the Noise Control Authority for construction works during restricted hours were followed. No inappropriate practice were spotted during evening time and night time construction works, thus the stipulated requirement on noise impact control during night time and evening time was achieved.

Table 3.6 Summary of the Additional Impact Noise Monitoring Results during Evening Time (1900-2300 hrs)

Location	Noise in dB(A)								
	Range of L _{eq} 5min			Range of L ₁₀ 5min			Range of L ₉₀ 5min		
	Apr	May	Jun	Apr	May	Jun	Apr	May	Jun
M1	44.5 – 51.4	46.3 – 58.4	48.7 – 53.3	46.5 – 53.0	48.4 – 59.8	49.9 – 55.1	42.3 – 49.0	44.0 – 57.9	47.3 – 51.2
M2	50.7 – 57.3	51.3 – 60.1	49.8 – 61.8	51.5 – 61.4	52.4 – 60.7	50.5 – 62.6	49.6 – 52.7	50.3 – 59.5	49.0 – 61.2
M3	39.8 – 53.0	48.2 – 61.5	49.3 – 58.0	47.4 – 57.0	49.2 – 63.8	51.0 – 59.4	37.7 – 50.4	42.6 – 58.0	45.9 – 56.5

Table 3.7 Summary of Additional Impact Noise Monitoring Results during Night Time (2300 – 0700 hrs)

Location	Noise in dB(A)								
	Range of L _{eq} 5min			Range of L ₁₀ 5min			Range of L ₉₀ 5min		
	Apr	May	Jun	Apr	May	Jun	Apr	May	Jun
M1	43.6 – 52.5	44.9 – 51.8	43.9 – 54.7	44.7 – 55.1	45.5 – 53.5	44.5 – 55.1	41.7 – 46.7	43.1 – 50.2	43.3 – 52.9
M2	49.8 – 52.6	48.7 – 56.6	48.5 – 57.8	50.4 – 54.2	49.0 – 59.5	49.4 – 58.6	48.8 – 51.5	48.5 – 51.7	47.7 – 57.0
M3	37.8 – 50.7	40.9 – 54.8	44.3 – 59.5	39.1 – 58.7	41.8 – 60.1	45.2 – 61.0	36.5 – 48.4	39.0 – 49.7	42.3 – 57.6

4. WASTE

- 4.1 The waste generated from this Project includes inert construction and demolition (C&D) materials, and non-inert C&D materials. Non-inert C&D materials are made up of general refuse, vegetative wastes and recyclable wastes such as plastics and paper/cardboard packaging waste. Steel materials generated from the project are also grouped into non-inert C&D materials as the materials were not disposed of with other inert C&D materials.
- 4.2 As advised by the Contractor, about 66,778.9 m³ C&D materials were generated on site in the reporting period, of which 66,778.9 m³ of the materials were reused in other projects. No metal was generated and collected by registered recycling collector. 531 kg of paper was collected by the registered recycling collector. No plastic waste was collected by registered recycling collector. No chemical waste was collected by the licensed chemical waste collector. 481 m³ of other types of wastes (e.g. general refuse) was disposed of at designated landfill. No fill sand, public fill or fill rock was imported during the reporting quarter.
- 4.3 Chemical waste generated from land-based construction activities was stored in the chemical waste cabinet for temporary storage.
- 4.4 With reference to relevant handling records and trip tickets of this Project, the quantities of different types of waste generated in the reporting period are summarised in **Table 4.1**. Details of cumulative waste management data are presented as a waste flow table in **Appendix D**.
- 4.5 The Contractor is advised to sort and store any solid and liquid waste on-site properly prior to disposal.

Table 4.1 Quantities of Waste Generated from the Project

Reporting Period	Actual Quantities of Inert C&D Materials Generated Monthly								Actual Quantities of C&D Wastes Generated Monthly					
	Total Quantity Generated	Hard Rock and Large Broken Concrete (see Note 1)	Reused in the Contract	Reused in other Projects	Disposed as Public Fill	Imported Fill			Metals	Paper / cardboard packaging	Plastics (see Note 2)	Chemical Waste		Others, e.g. general refuse (see Note 3)
						Sand	Public Fill	Rock				(in ,000kg)	(in ,000L)	
(in ,000m ³)	(in ,000m ³)	(in ,000m ³)	(in ,000m ³)	(in ,000m ³)	(in ,000m ³)			(in ,000kg)	(in ,000kg)	(in ,000kg)	(in ,000kg)	(in ,000L)	(in ,000m ³)	
Apr 2023	36.0011	0	0	36.0011	0	0	0	0	0	0.2150	0	0	0	0.1365
May 2023	21.8900	0	0	21.8900	0	0	0	0	0	0.3160	0	0	0	0.1495
June 2023	8.8878	0	0	8.8878	0	0	0	0	0	0	0	0	0	0.1950

Notes:

1. Broken concrete for recycling into aggregates.
2. Plastic refer to plastic bottles / containers, plastic sheets / foam from packaging materials.
3. Use the conversion factor: 1 full load of dumping truck being equivalent to 6.5 m³ by volume.
4. Use the conversion factor: rock density = 2 T/m³.

5. CORAL

5.1 Coral Monitoring Parameters

5.1.1 Ten (10) tagged coral colonies at each site of suggested control site and indirect impact site are being monitored weekly for the first month and followed by monthly monitoring for three months. The selected Control Site is located at Yuen Kong Chau of Soko Islands about 7 km away from the project area. After the hitting of super typhoon Mangkhut in mid-September 2018, the coral re-tagging activities at indirect impact site and control site were conducted in November and December 2018 respectively. Tagged coral colonies at the proposed recipient site are being monitored quarterly for one year and the last post-translocation coral monitoring was completed on 28 Mar 2019. The selected recipient site R3 is located the opposite side of the Project area at about 2 km away.

5.1.2 Monitoring recorded the following parameters (using the same methodology adopted during the pre-translocation survey); the size, presence, health conditions (percentage of mortality/bleaching) and percentage of sediment of each trans-located coral colony. The general environmental conditions including weather, sea, and tidal conditions of survey sites were monitored.

5.1.3 Health status of coral was assessed by the following criteria:
Hard coral: Percentage of surface area exhibiting partial mortality and blanched/bleached area of each coral colony and degree of sedimentation.

5.2 Coral Monitoring Locations

Location of the ten tagged coral colonies at each of the proposed indirect impact site, control site, the recipient site R3 and REA transect at proposed indirect impact site are shown in **Figure 5.1**, **Figure 5.2** and **Figure 5.3** respectively:

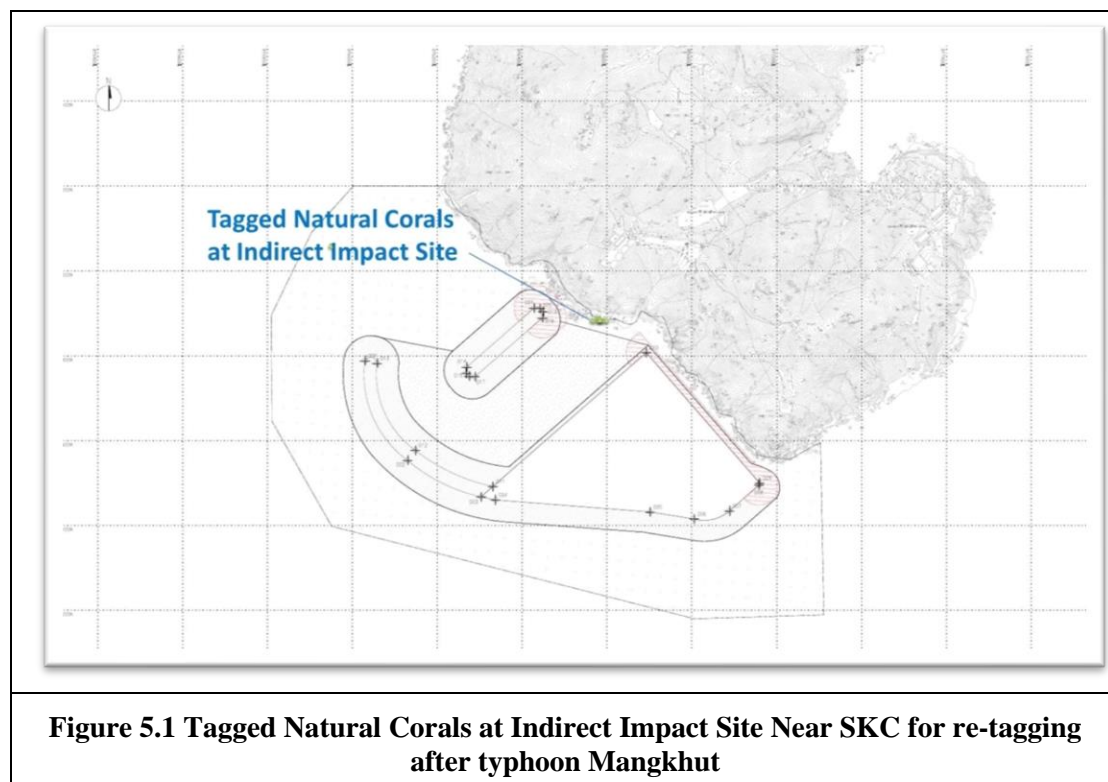




Figure 5.2 Tagged Natural Corals at Control Site Near Yuen Kong Chau for re-tagging after typhoon Mangkhut



Figure 5.3 Tagged Translocation Corals at Recipient Site R3 near SKC

5.2.1 The GPS coordinates of the tagged coral colonies and retagged coral colonies at both indirect impact site, control site and recipient site R3 were shown in **Table 5.1**, **Table 5.2** and **Table 5.3** respectively.

Table 5.1 Tagged Natural Corals during Baseline and Re-tagged Natural Corals after Typhoon Manghkut at Control Site near Yuen Long Chau

Coral # ^{note i}	GPS Coordinates	
1	N22°09'45.96"	E113°54'57.81"
2R	N22°11'29.12"	E113°59'09.01"
3	N22°09'45.81"	E113°54'57.78"
4	N22°09'45.70"	E113°54'57.95"
5R	N22°11'29.10"	E113°59'09.18"
6	N22°09'45.75"	E113°54'58.02"
7R	N22°11'29.17"	E113°59'08.86"
7	N22°09'45.65"	E113°54'57.94"
8	N22°09'45.53"	E113°54'57.90"
9	N22°09'46.23"	E113°54'54.70"
10R	N22°11'29.18"	E113°59'08.91"

Notes:

- i. The re-tagged corals were marked as ##R.

Table 5.2 Re-tagged Natural Corals after Typhoon Manghkut at Indirect Impact Site near SKC

Coral # ^{note i}	GPS Coordinates	
11R	N22°11'29.14"	E113°59'08.92"
12R	N22°11'29.12"	E113°59'09.01"
13R	N22°11'29.11"	E113°59'09.07"
14R	N22°11'29.13"	E113°59'09.12"
15R	N22°11'29.10"	E113°59'09.18"
16R	N22°11'29.07"	E113°59'09.23"
17R	N22°11'29.17"	E113°59'08.86"
18R	N22°11'29.14"	E113°59'08.94"
19R	N22°11'29.20"	E113°59'08.81"
20R	N22°11'29.18"	E113°59'08.91"

Notes:

- i. The re-tagged corals were marked as ##R.

Table 5.3 GPS Coordinates of Recipient Site R3

Site	GPS Coordinates	
R3	N22°11'43.69"	E113°28.99"

5.3 Action and Limit Levels

- 5.3.1 Monitoring result was reviewed and compared against the below Action Level and Limit Level (AL/LL) as set with the below **Table 5.4** and **Table 5.5**.

Table 5.4 Action and Limit Levels for Construction Phase Coral Monitoring

Parameter	Action Level	Limit Level
Mortality	If during Impact Monitoring a 15% increase in the percentage of partial mortality on the corals occurs at more than 20% of the tagged indirect impact site coral colonies that is not recorded on the tagged corals at the control site, then the Action Level is exceeded.	If during Impact Monitoring a 25% increase in the percentage of partial mortality on the corals occurs at more than 20% of the tagged indirect impact site coral colonies that is not recorded on the tagged corals at the control site, then the Limit Level is exceeded.

Table 5.5 Action and Limit Levels for Post-Translocation Coral Monitoring

Parameter	Action Level	Limit Level
Mortality	If during Post-Translocation Monitoring a 15% increase in the percentage of partial mortality on the corals occurs at more than 20% of the translocated coral colonies that is not recorded on the original corals in the recipient site, then the Action Level is exceeded.	If during Post-Translocation Monitoring a 25% increase in the percentage of partial mortality on the corals occurs at more than 20% of the translocated coral colonies that is not recorded on the original corals in the recipient site, then the Limit Level is exceeded.

5.4 Monitoring Results and Observations

- 5.4.1 Ten (10) hard coral colonies were monitored at each site of Control and Indirect Impact sites as suggested in the Construction Phase Monitoring Plan. The general health conditions (size, mortality, bleaching and sediment) were recorded and summarized in **Table 5.7** and **Table 5.8**. Photos of each tagged coral colonies were taken during the monitoring activities and shown in **Appendix E**.
- 5.4.2 The 18th quarterly coral monitoring during construction phase at both Indirect Impact Site and Control Site was conducted on 28 June 2023 and the weather condition was summarized in **Table 5.6**.

Table 5.6 Weather Condition for the 18th Quarterly Coral Monitoring during Construction Phase at both Indirect Impact Site and Control Site

Date	Condition	Average Underwater Visibility
28 June 2023	- East wind force 3 to 4 - Sunny Day	Less than 10 cm

Table 5.7 Sizes, Condition, Mortality, Bleaching and Sediment of 10 Natural Coral Colonies at Control Site of 18th Quarterly Coral Monitoring (28 June 2023) during 58th to 60th Monthly Construction Phase Monitoring

Coral #	Species	Size (cm) – Max. Diameter	Condition	Mortality (%)		Bleaching (%)		Sediment (%)	
				Baseline (26 Jun 2018 & 3 Dec 2018)	28 Jun 2023	Baseline (26 Jun 2018 & 3 Dec 2018)	28 Jun 2023	Baseline (26 Jun 2018 & 3 Dec 2018)	28 Jun 2023
1	<i>Goniopora stutchburyi</i>	25	Good	0	0	0	0	0	0
2R	<i>Goniopora stutchburyi</i>	10	Good	0	0	0	0	0	0
3	<i>Psammocora superficialis</i>	18	Good	0	0	0	0	0	0
4	<i>Turbinaria peltata</i>	13	Good	0	0	0	0	0	0
5R	<i>Goniopora stutchburyi</i>	18	Good	0	0	0	0	0	0
6	<i>Cyphastrea serailia</i>	43	Good	0	0	0	0	0	0
7R	<i>Coscinaraea</i> sp.	15	Good	0	0	0	0	0	0
8	<i>Goniopora stutchburyi</i>	21	Good	0	0	0	0	0	0
9	<i>Goniopora stutchburyi</i>	11	Good	0	0	0	0	0	0
10R	<i>Goniopora stutchburyi</i>	20	Good	0	0	0	0	0	0

Notes:

- i. The re-tagged corals were marked as ##R.

Table 5.8 Sizes, Condition, Mortality, Bleaching and Sediment of 10 Natural Coral Colonies at Indirect Impact Site of 18th Quarterly Coral Monitoring (28 June 2023) during 58th to 60th Monthly Construction Phase Monitoring

Coral #	Species	Size (cm) – Max. Diameter	Condition	Mortality (%)		Bleaching (%)		Sediment (%)	
				Baseline (23 Nov 2018)	28 Jun 2023	Baseline (23 Nov 2018)	28 Jun 2023	Baseline (23 Nov 2018)	28 Jun 2023
11R	<i>Cyphastrea serailia</i>	48	Good	0	0	0	0	0	0
12R	<i>Favites chinensis</i>	27	Good	0	0	0	0	0	0
13R	<i>Turbinaria peltata</i>	21	Good	0	0	0	0	0	0
14R	<i>Favites chinensis</i>	8	Good	0	0	0	0	0	0
15R	<i>Goniopora stutchburyi</i>	11	Good	0	0	0	0	0	0
16R	<i>Psammocora superficialis</i>	27	Good	0	0	0	0	0	0
17R	<i>Favites chinensis</i>	15	Good	0	0	0	0	0	0
18R	<i>Psammocora superficialis</i>	39	Good	0	0	0	0	0	0
19R	<i>Psammocora superficialis</i>	42	Good	0	0	0	0	0	0
20R	<i>Psammocora superficialis</i>	29	Good	0	0	0	0	0	0

Notes:

- i. The re-tagged corals were marked as ##R.

- 5.4.3 The re-tagging activity had been done at both Indirect Impact Site and Control Site in November 2018 and December 2018 respectively. A total of 20 tagged coral colonies (10 at control site and 10 at indirect impact site including the re-tagged coral colonies) were monitored. Similar to the baseline results performed in June, November and December 2018 and the results of the previous quarterly coral monitoring during construction phase, the health condition of all tagged and re-tagged coral colonies at Indirect Impact Site and Control site were good in general. No increased mortality was recorded during the survey in June 2023.
- 5.4.4 No sediment, bleaching or increased mortality in the general condition of coral colonies were observed during the 18th quarterly coral monitoring period. No deterioration of the coral community was observed in the ecological monitoring results when compared with the baseline ecological monitoring results. There is no AL/LL exceedance during the monitoring period.

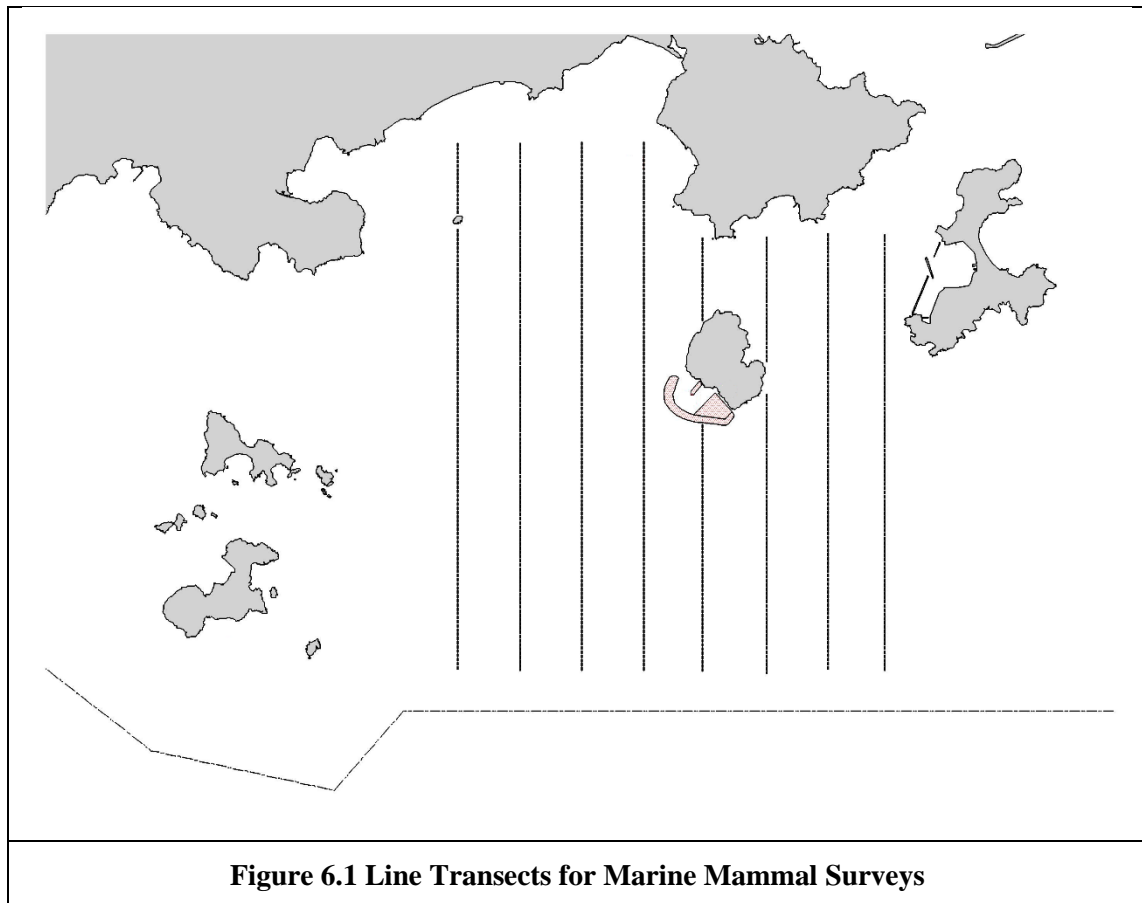
6. MARINE MAMMAL

6.1 Survey Methods

6.1.1 Vessel-based Line-transect Survey

6.1.1.1 For the vessel-based marine mammal surveys, the monitoring team adopted the standard line-transect method (Buckland et al. 2001) as same as that adopted during the EIA study and pre-construction phase monitoring to allow fair comparison of marine mammal monitoring results.

6.1.1.2 Eight transect lines are set at Southeast Lantau survey area, including Shek Kwu Chau, waters between Shek Kwu Chau and the Soko Islands, inshore waters of Lantau Island (e.g. Pui O Wan) as well as southwest corner of Cheung Chau as shown in **Figure 6.1** below:

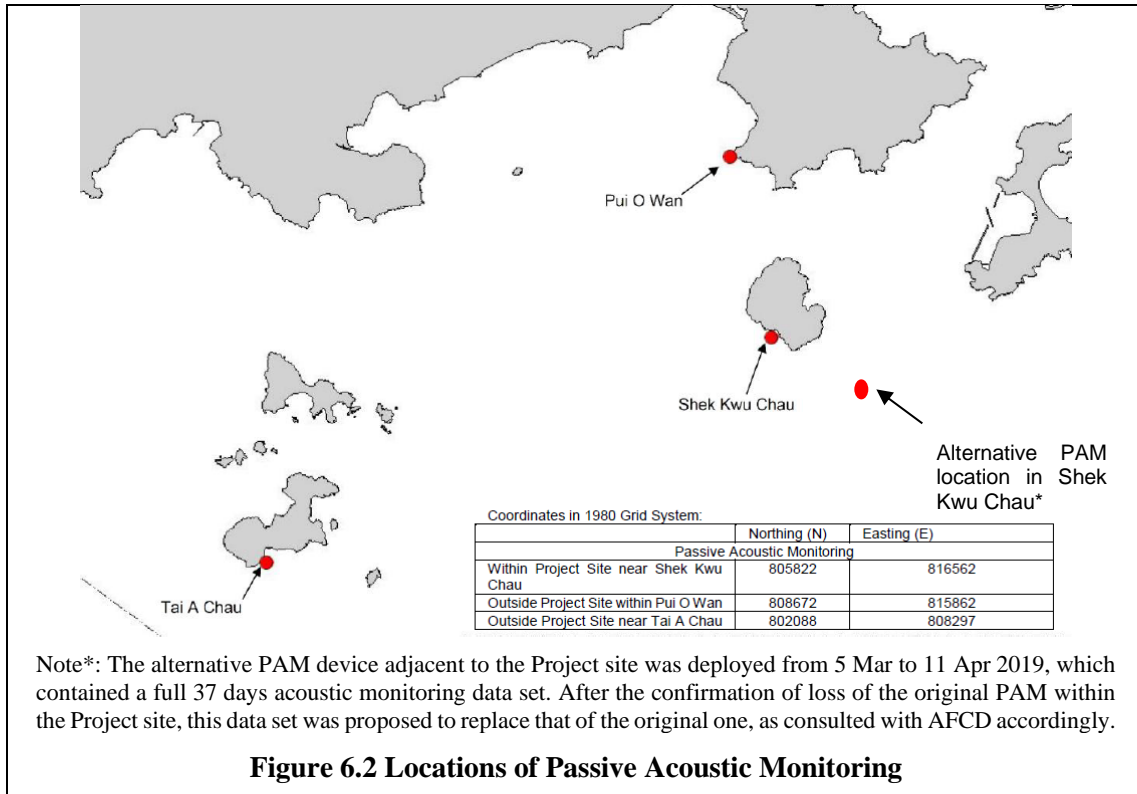


6.1.1.3 In comparison to the baseline monitoring results, results from the analyzed construction phase monitoring data would allow the detection of any changes of their usage of habitat, in response to the scheduled construction works.

6.1.2 Passive Acoustic Monitoring (PAM)

6.1.2.1 The PAM aims to study the usage of an area by Finless Porpoise by using an array of automated static porpoise detectors (e.g. C-POD) which would be deployed at different locations to detect the unique ultra-high frequency sounds produced by

Finless Porpoise. During the construction period, the PAM survey will be conducted including placement of two passive porpoise detectors outside the Project Area as control site (i.e. within Pui O Wan and to the south of Tai A Chau) and one porpoise detector within the Project Area (i.e. near Shek Kwu Chau) as shown in **Figure 6.2** below.



6.1.2.2 These three detectors will be deployed on-site to carry out 24-hours monitoring for a period listed as **Table 6.1** below during the construction phase.

Table 6.1 PAM Deployment Period

Season	Months	Deployment Period
Peak Season	December, January, February, March, April or May	At least 30 days during the peak months of porpoise occurrence in South Lantau waters

6.1.2.3 The automated static porpoise detectors shall detect the presence and number of finless porpoise and Chinese White Dolphins respectively over the deployment period, with the false signal such as boat sonar and sediment transport noise distinguished and filtered out. The detectors shall be deployed and retrieved by professional dive team on the seabed of the three selected location shown in **Figure 6.2**. During each deployment, the C-POD unit serial numbers as well as the time and date of deployments shall be recorded. Information including the GPS positions and water depth at each of the deployment locations shall also be obtained.

6.1.2.4 The diel patterns (i.e. 24-hour activity pattern) of finless porpoise occurrence among the three sites at Shek Kwu Chau, Tai A Chau and Pui O Wan shall be analyzed. Peaks and troughs of finless porpoise occurrence per hour of day would be identified and compared with the results obtained from pre-construction monitoring.

6.1.3 Land-based Theodolite Tracking

6.1.3.1 The Land-based Theodolite Tracking study would use the same station as in the AFCD monitoring study (same as the baseline monitoring location), which is situated at the southwest side of Shek Kwu Chau (GPS position: 22°11.47' N and 113°59.33' E) as shown in below **Figure 6.3**. The station was selected based on its height above sea level (at least 20 metres), close proximity to shore, and relatively unobstructed views of the entire Project Area to the southwest of Shek Kwu Chau. The height of the Shek Kwu Chau Station established by the HKCRP team is 74.6 m high at mean low water, and only a few hundred metres to the IWMF reclamation site, which is ideal for the purpose for the present behavioural and movement monitoring of finless porpoises as well during construction phase considering there as an un-obstructed vantage point at a height above the Project Site.

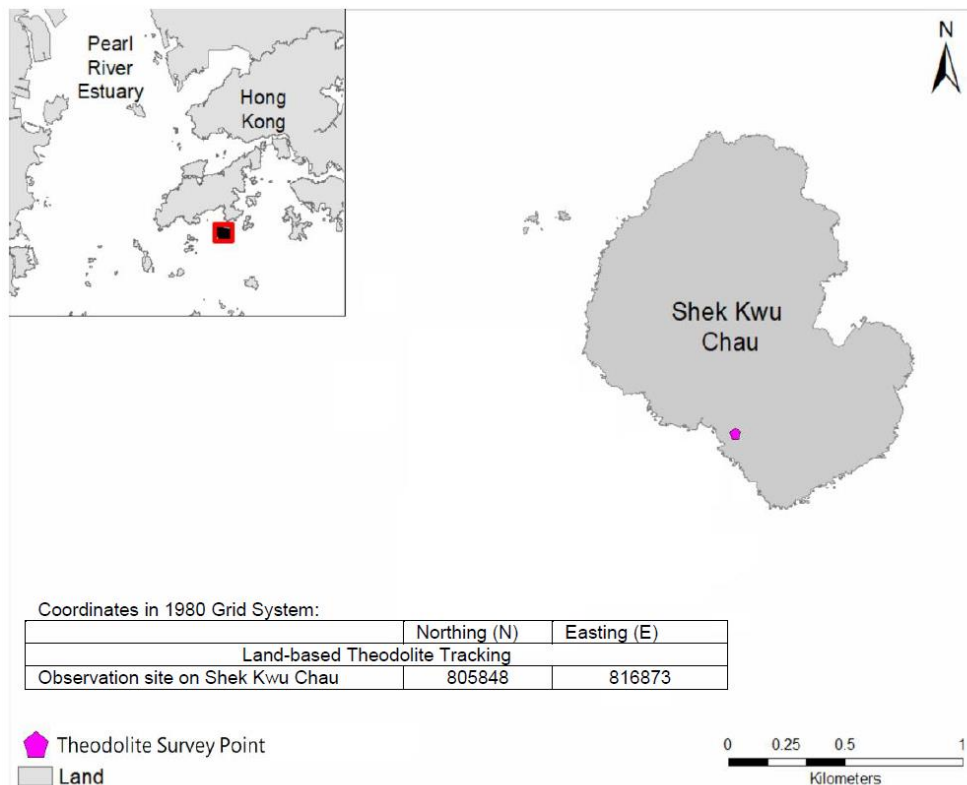


Figure 6.3 Locations of Land-based Theodolite Tracking

6.1.3.2 During the construction phase, Land-based Theodolite Tracking will be carried out for approximately six hours of tracking for each day of field work for a period listed as **Table 6.2** below, preferably at the initial stage of the construction period (i.e. December 2018 to May 2019).

Table 6.2 Land-based Theodolite Tracking Survey Period

Season	Months	Survey Period
Peak Season	December, January, February, March, April or May	30 days during the peak months of porpoise occurrence in South Lantau waters

6.1.3.3 The monitoring period for land-based theodolite tracking will be proposed to be overlapped with the PAM. The monitoring team consists of one experienced theodolite operator and at least two field observers for assistance. To conduct

theodolite tracking, the observers will search systematically for Finless Porpoise using the unaided eye and 7 x 50 handheld binoculars on each survey day throughout the study area. When an individual or group of porpoises is located, a theodolite tracking session will be initiated and focal follow methods will be used to track the porpoise(s). Behavioural state data (i.e. resting, milling, travelling, feeding and socializing) shall also be recorded every 5 minutes for the focal individual or group. Positions of porpoises and boats shall be measured using a digital theodolite connected to a laptop computer. This tracking survey will be conducted during the peak season between December 2018 and May 2019 for 30 surveys spanning across 15-16 weeks during the peak season to provide good temporal coverage during the initial stage of the construction period.

6.2 Specific Mitigation Measures

6.2.1 Monitored exclusion zones

6.2.1.1 During the installation/re-installation/relocation process of floating type silt curtains, in order to avoid the accidental entrance and entrapment of marine mammals within the silt curtains, a monitored exclusion zone of 250 m radius from silt curtain should be implemented and monitored by competent Marine Mammal Observers (MMOs). Marine Mammal Exclusion Zone (MMEZ) would also be implemented for precautionary purpose for DCM works.

6.2.2 Marine mammal watching plan

6.2.2.1 Upon the completion of silt curtain installation/re-installation/relocation, marine mammal watching plan would be implemented to observe the presence of any marine mammal around the localized silt curtain or being trapped by the localized silt curtain.

6.3 Results and Observations

6.3.1 Vessel-based Line-transect Survey

6.3.1.1 As confirmed with Contractor and Project Supervising Officer, no marine construction work will be carried out from March to December 2023 tentatively. An updated EM&A arrangement to propose the temporary suspension of line transect monitoring from March to December 2023 was submitted to EPD on 21 March 2023 and EPD had no comment on the updated EM&A arrangement on 29 March 2023. The line transect monitoring was then temporarily suspended from 30 March 2023 onward.

6.3.2 PAM and Land-based Theodolite Tracking

6.3.2.1 30 days of PAM surveys were started at 1 May 2019 and completed until the end of May 2019. Multiple PAM systems were deployed at three sites. The PAM system located at the IWMF was lost, however, an alternative data set has been identified. The PAM systems at the two control sites Tai A Chau and Pui O were recovered on 3 August 2019. A summary of marine mammal detections shows that porpoise were recorded every day of deployment at each site, but at varying frequencies. The detailed theodolite result was presented in 17th Monthly EM&A report (November 2019) while detailed PAM result was presented in 18th Monthly EM&A report (December 2019).

- 6.3.2.2 For the baseline study, the DPM for each site was 11,160 (Shek Kwu Chau), 16,089 (Tai A Chau) and 3645 (Pui O Wan), totalling 30,894 DPM across all three sites, compared to DPMs of 4740 (Shek Kwu Chau), 7725 (Tai A Chau) and 23,986 (Pui O Wan), totalling 36,451 DPM, for the impact phase study. As the impact phase study was longer than the baseline study, it is not appropriate to directly compare total counts of DPM, however, the DPM rate (the average number of detections per day) for each site can be more directly compared. During the baseline study, Shek Kwu Chau averaged 338.2 DPM per day compared to 124.8 DPM per day, during the impact phase study. This showed a decrease in the daily average of porpoise detection at Shek Kwu Chau. During the baseline study, Tai A Chau averaged 487.6 DPM per day compared to 179.7 DPM per day, during the impact phase study. This showed a decrease in the daily average of porpoise detection at Tai A Chau. During the baseline study, Pui O Wan averaged 98.5 DPM per day compared to 557.8 DPM per day, during the impact phase study. This showed a significant increase in the daily average of porpoise detections at Pui O Wan (**Table 6.3**).
- 6.3.2.3 Overall, the PAM study showed that porpoise continue to consistently utilise the Shek Kwu Chau habitat immediately adjacent to the IWMF construction activities, although to a lesser degree than that prior to construction activities. In addition, the Pui O Wan site, which is 2.5 km away from the IWMF construction area, was also consistently utilised during the impact phase PAM study. A continued assessment of fine scale habitat use, particularly through PAM which yields large quantities of data, would allow a more comprehensive assessment of the EIA predictions.

Table 6.3 Summary Statistic Comparison of Baseline (2018) and Impact Phase (2019) Passive Acoustic Monitoring

Baseline data									
Site	Unit ID	Start	End	Days	DPD % Days	Total DPM	DPM /Day	% False Positive DPM	Time Lost %
Shek Kwu Chau	2891	2018/02/09	2018/03/13	32.11	100	11160	338.2	0.0	1.00
Tai A Chau	2868	2018/02/09	2018/03/13	32.5	100	16089	487.6	1.0	2.00
Pui O Wan	2891	2018/03/13	2018/04/17	34.85	97.3	3645	98.5	2.0	31.87
Total				99.01		30894	312.0		
Impact Phase									
Site	Unit ID	Start	End	Days	DPD % Days	Total DPM	DPM /Day	% False Positive DPM	Time Lost %
Shek Kwu Chau	IWMF_BU_20190305_01	2019/03/05	2019/04/11	37.91	100	4740	124.8	0.0	0
Tai A Chau	IWMF_20190411_02	2019/04/11	2019/05/23	41.94	100	7725	179.7	0.0	0
Pui O Wan	IWMF_20190411_01	2019/04/11	2019/05/23	42.02	100	23986	557.8	0.0	0
Total				121.9		36451	299.1		

- 6.3.2.4 Theodolite surveys were completed in May 2019. In total, 34 days of theodolite tracking were completed between February - May 2019, comprising 167 hours and 49 minutes of observation. No Chinese white dolphin was observed and only one finless was recorded. The finless porpoise encounter rate was calculated as 0.006 finless porpoise per hour, in all weather conditions.
- 6.3.2.5 A total of 2620 vessels of ten different types were observed and tracked within or in the proximity of the IWMF construction site. These comprised fishing boats (236), speed boats (29), container boats (155), government boats (22), high speed ferries (53), others (13) and IWMF-Related construction platforms (974), tug boats(240), transportation boats (363), construction boats (531) and approximately 8 buoys were present marking the site boundary. The detailed Land-based Theodolite Tracking Report was presented in 5th Quarterly EM&A report and 17th Monthly EM&A report.

- 6.3.2.6 The baseline theodolite tracking was conducted immediately prior to and during the site preparation activities of the site. The baseline data records a decrease in porpoise sightings as site preparation activities commenced and notes that the decrease was most likely due to the onset of site preparation activities. The impact theodolite tracking conducted for this study records a marked increase in the number of Project related vessels and platforms and, in agreement with baseline conclusions, shows a concomitant decrease in finless porpoise sightings.

7. WHITE-BELLIED SEA EAGLE

7.1 WBSE Monitoring Parameters

7.1.1 The objective of the construction phase monitoring should be to verify the utilisation of the area by WBSE, their responses to construction disturbance, as well as the effectiveness of the proposed mitigation measures. Throughout the construction phase, field surveys should be conducted twice per month during their core breeding season (from December to May), and once per month outside their core breeding season (from June to November). The monitoring frequency should be increased to weekly during the incubation period of each year. In order to confirm their foraging ground near the construction site, it is necessary to conduct daily monitoring during the first week of nestling period in each year.

7.1.2 Since the location of the WBSE nest was located at the southwest of SKC within the hillside shrubland, it is impossible to observe the eggs during incubation period. Therefore, monitoring with increased frequency during incubation period could not be carried out. Daily monitoring will be carried out once any chick is recorded during the monitoring day.

7.2 Results and Observations

7.2.1 7-day consecutive monitoring was conducted from 29 March 2023 to 4 April 2023 and the April 2023 construction phase monitoring were conducted on 12 and 26 April 2023. During the whole monitoring survey period, the two adult WBSEs and one chick were recorded. No abnormal behaviour of the recorded for both adults and chick during the 7-day consecutive monitoring.

7.2.2 Five monitoring surveys for monthly construction phase were conducted during the reporting period, four of the monitoring surveys were conducted during their core breeding season (between December to May) and one of the monitoring survey was conducted outside their core breeding season (between June to November). Since there is no landing point along the western part of SKC, boat survey was used for the monitoring survey. In order to increase the chance of finding the WBSEs, monitoring survey was carried out either early in the morning or later in the afternoon. The weather conditions of monitoring survey were shown in **Table 7.1**.

Table 7.1 Weather Conditions during the WBSE Monitoring (Monthly)

Date	Condition	Temperature (°C)
29 March 2023	- Northeast wind force 3 to 4 - Mainly cloudy	25
30 March 2023	- Northeast wind force 3 to 4 - Mainly cloudy with few rain patches	24
31 March 2023	- East wind force 4 to 5 - Sunny day	22
1 April 2023	- Northeast wind force 4 to 5 - Sunny day	25
2 April 2023	- North wind force 4 Sunny Day	23
3 April 2023	- Northeast wind force 4 to 5 - Mainly cloudy	24
4 April 2023	- Northeast wind force 3 to 4 - Mainly cloudy	26
12 April 2023	- North wind force 4 to 5 - Sunny Day	26
26 April 2023	- Northeast wind force 3 to 4 - Mainly cloudy with one or two rain patches	27
17 May 2023	- East wind force 3 to 4 - Sunny Day	28
30 May 2023	- Southwest wind force 4 - Sunny Day	32
28 June 2023	- East wind force 3 to 4 - Sunny Day	29

7.2.3 Two adult WBSEs and one chick (juvenile) were recorded near Shek Kwu Chau area in April, May and June 2023. No abnormal behaviours of the adults and chick (juvenile) were recorded during April, May and June 2023 construction phase monitoring. All construction works during the monitoring period did not show any impact to the WBSE.

7.2.4 The juvenile recorded in 2022 has not been observed since monitoring event in September 2022, it is suggested that the juvenile left the nest at SKC and nesting in other area outside our monitoring boundary.

7.2.5 No disturbances from anthropogenic activities on the island were recorded during the monitoring survey. No invasion of other fauna species was recorded as well.



Figure 7.1 Location of WBSE Nest on SKC

- 7.2.6 No invasion of other fauna species was recorded and no sign of using the construction site as a foraging ground was recorded as well.
- 7.2.7 Photo records of the WBSE taken during the reporting period are presented in **Appendix F**.

8. SUMMARY OF MONITORING EXCEEDANCE, COMPLAINTS, NOTIFICATION OF SUMMONS AND PROSECUTIONS

- 8.1 No exceedance of the Action and Limit Levels of the regular construction noise, coral and WBSE monitoring was recorded during the reporting period.
- 8.2 Two complaints were received by the Environmental Protection Department on 28 June 2023 and referred to the ET and IEC on 28 June 2023. The complaints were related to construction dust and insufficient dust control measures. After the investigation, dust suppression measures are considered sufficient and effective to control fugitive dust from construction works.
- 8.3 No notification of summon or prosecution was received since commencement of the Contract.
- 8.4 Statistics on complaints, notifications of summons and successful prosecutions are summarized in **Appendix G**.

9. EM&A SITE INSPECTION

- 9.1 Site inspections were carried out on a weekly basis to monitor the implementation of proper environmental pollution control and mitigation measures under the Contract. Site inspections were carried out at the Site Portions 1, 1A, 1B during the reporting period. Portions 1, 1A & 1B were the sites near SKC within the Site boundary.
- 9.2 Joint site inspection with IEC was carried out on a monthly basis.
- 9.3 Minor deficiencies were observed during weekly site inspection. Key observations during the site inspections are summarized below:
- Prevention actions for oil/chemical spillage were not carried out properly;
 - Chemical was not stored properly at designated storage place;
 - Non-road Mobile Machinery (NRMM) label was not displayed properly and faded NRMM label should be replaced;
 - Insufficient dust suppression measure implemented for belt conveyor system;
 - Wastewater was not treated before discharge;
 - Improper deployment of geotextile; and
 - General waste was not stored inside the enclosed rubbish bin and housekeeping was not maintained.
- 9.4 The Contractor had rectified all of the observations identified during environmental site inspections in the reporting period.
- 9.5 According to the EIA Study Report, Environmental Permit, contract documents and Updated EM&A Manual, the mitigation measures detailed in the documents, except the silt curtain system, are implemented as much as practical during the reporting period. An updated Implementation Status of Environmental Mitigation Measures (EMIS) is provided in **Appendix B**.

10. CONCLUSION AND RECOMMENDATIONS

- 10.1 This 20th Quarterly Environmental Monitoring and Audit (EM&A) Report summarizes the EM&A works undertaken during the period from 1 April 2023 to 30 June 2023 in accordance with the Updated EM&A Manual and the requirement under EP- 429/2012/A and FEP-01/429/2012/A.
- 10.2 Construction noise, water quality, construction waste, coral, marine mammal and White-Bellied Sea Eagle (WBSE) monitoring were carried out in the reporting period. No project-related exceedance of the Action and Limit Levels was recorded during the reporting period.
- 10.3 Weekly environmental site inspections were conducted during the reporting period. Environmental deficiencies were observed during site inspection and were rectified.
- 10.4 According to the environmental site inspections performed in the reporting period, the Contractor was reminded to pay attention on on-site housekeeping, the proper storage of the chemicals, chemical waste and construction waste, dust control measure for belt conveyor system, proper NRMM labelling, proper deployment of geotextile and proper wastewater handling.
- 10.5 As confirmed with Contractor and Project Supervising Officer, no marine construction work will be carried out from March to December 2023 tentatively. EPD advised no comment on the updated EM&A arrangement regarding temporarily suspension of water quality and line-transect monitoring on 29 March 2023. The water quality and line-transect monitoring were then temporarily suspended from 30 March 2023 onward. The water quality monitoring and line-transection monitoring will be resumed upon the resumption of marine construction works.
- 10.6 Two complaints were received by the Environmental Protection Department on 28 June 2023 and referred to the ET and IEC on 28 June 2023. The complaints were related to construction dust and insufficient dust control measures. After the investigation, dust suppression measures are considered sufficient and effective to control fugitive dust from construction works.
- 10.7 No notification of summon or prosecution was received since commencement of the Contract.
- 10.8 The ET will keep track on the construction works to confirm compliance of environmental requirements and the proper implementation of all necessary mitigation measures.

Appendix A Master Programme

Activity ID	Activity Name	Planned Duration	Remaining Duration	Activity % Complete	Current Start	Current Finish	Late Start	Late Finish	Total Float	M66 Remarks	2023			
											May 66	Jun 67	Jul 68	Aug 69
Programme for Design and Construction Works WP6H-M66														
Key Dates														
02-Jul-23 02-Jul-23 01-Jun-23 01-Jun-23 -31														
Dates of Site Possessions														
02-Jul-23 02-Jul-23 01-Jun-23 01-Jun-23 -31														
01-1160	Possession of Portion 3	0	0	0%	02-Jul-23	02-Jul-23		01-Jun-23	-31		◆ Possession of Portion 3,			
01-1170	Possession of Portion 4	0	0	0%	02-Jul-23	02-Jul-23		01-Jun-23	-31		◆ Possession of Portion 4,			
01-1180	Possession of Portion 5	0	0	0%	02-Jul-23	02-Jul-23		01-Jun-23	-31		◆ Possession of Portion 5,			
Contract Preliminaries														
90 90 03-Jul-23 30-Sep-23 02-Jun-23 30-Aug-23 -31														
Establishment of Environmental Monitoring Stations														
90 90 03-Jul-23 30-Sep-23 02-Jun-23 30-Aug-23 -31														
02-1030	Establishment of Air Quality Monitoring Station at Portion 3 (12m I	90	90	0%	03-Jul-23	30-Sep-23		02-Jun-23	30-Aug-23	-31	03-Jul-23			
02-1040	Establishment of Air Quality Monitoring Station at Portion 4 (12m I	90	90	0%	03-Jul-23	30-Sep-23		02-Jun-23	30-Aug-23	-31	03-Jul-23			
02-1050	Establishment of Air Quality Monitoring Station at Portion 5 (12m I	90	90	0%	03-Jul-23	30-Sep-23		02-Jun-23	30-Aug-23	-31	03-Jul-23			
Licence/Permit Applications														
1815 263 07-Mar-19 A 17-Feb-24 07-Mar-23 12-Jul-25 511														
License/Permit for Construction														
1794 88 07-Mar-19 A 26-Aug-23 31-May-23 12-Jul-25 686														
03-1080	CNP for Percussive Piling Works	613	0	100%	31-Aug-21 A	31-May-23		09-May-24	09-May-24	345	31-May-23, CNP for Percussive Piling Works, CNP for Percussive Piling Works, 31-May-23			
03-1360(2)	CNP for 24Hrs	1634	88	94.61%	07-Mar-19 A	26-Aug-23		16-Apr-25	12-Jul-25	686				
03-1370_1(M34)	Landscape and Visual Plan	180	24	86.67%	24-Dec-22 A	23-Jun-23		31-May-23	23-Jun-23	0	Landscape and Visual Plan, 23-Jun-23, 23-Jun-23, Landscape and Visual Plan			
DG Licence														
210 210 31-May-23 26-Dec-23 10-May-23 05-Dec-23 -21														
Day Tank & Fuel Oil Storage (Cat 5)														
210 210 31-May-23 26-Dec-23 10-May-23 05-Dec-23 -21														
03-1400	General Building Plans and FSI Provision Design Submission to F	30	30	0%	31-May-23	29-Jun-23		10-May-23	08-Jun-23	-21	31-May-23			
03-1410	DGD and VD Review and Approval of Submission	180	180	0%	30-Jun-23	26-Dec-23		09-Jun-23	05-Dec-23	-21	30-Jun-23			
Chemical Stores (all Cat)														
21 21 31-May-23 20-Jun-23 26-Aug-23 15-Sep-23 87														
03-1480	Plans and FSI Provision Design Submission to FSD	21	21	0%	31-May-23	20-Jun-23		26-Aug-23	15-Sep-23	87	31-May-23			
Fire Services Installations (FSI) Certificate														
0 0 31-May-23 31-May-23 09-May-23 09-May-23 -21														
Fire Services Installations Certificate Inspection														
0 0 31-May-23 31-May-23 09-May-23 09-May-23 -21														
03-1555-1(5a)	Approval of General Building Plans and FSI Provision Design Sub	0	0	0%	31-May-23	31-May-23		09-May-23	09-May-23	-21	◆ Approval of General Building Plans and FSI Provision Design Submission,			
Air Pollution Control (Specified Processes) License														
300 263 24-Apr-23 A 17-Feb-24 31-May-23 17-Feb-24 0														
03-1750(3)	SP License Application Submissions and review by EPD	300	263	12.33%	24-Apr-23 A	17-Feb-24		31-May-23	17-Feb-24	0				
Boilers and Pressure Vessels License														
312 100 29-Mar-22 A 07-Sep-23 07-Mar-23 13-Oct-23 36														
03-1890(3)	Completion of Boiler off-site fabrication	180	30	83.33%	29-Mar-22 A	29-Jun-23		14-Sep-23	13-Oct-23	106	29-Jun-23, Completion of Boiler off-site fabrication, Completion of Boiler off-site fabrication			
03-1900(3)	Completion of Boiler off-site inspection before delivery	60	60	0%	13-Feb-23 A	07-Sep-23		07-Mar-23	05-May-23	-125				
General Submissions														
1735 90 27-Nov-18 A 28-Aug-23 31-May-23 02-Jan-24 127														
Contractor's Plans Submission and Approval														
1735 90 27-Nov-18 A 28-Aug-23 31-May-23 02-Jan-24 127														
04-1400(1)	Operation Plan (OP)	240	90	62.5%	27-Nov-18 A	28-Aug-23		05-Oct-23	02-Jan-24	127				
04-1450(1)	Asset Management Plan (AMP)	120	74	0%	15-Apr-23 A	12-Aug-23		31-May-23	12-Aug-23	0	Asset Management Plan			
04-1500(1)	Handback Plan (HP)	120	74	0%	15-Mar-23 A	12-Aug-23		31-May-23	12-Aug-23	0	Handback Plan (HP), 12-			
Design Submissions														
1826 180 11-Jul-18 A 26-Nov-23 29-Apr-23 15-Nov-26 1085														
General Building Plan														
669 22 03-Mar-21 A 21-Jun-23 09-May-23 15-Jun-24 360														
04-1600(M42)	Process Building & Wastewater Treatment Plant	135	0	100%	03-Jun-21 A	31-May-23		09-May-23	09-May-23	-21	Process Building & Wastewater Treatment Plant, 31-May-23, 31-May-23, Process Building & Wastewater Treatment Plant			
04-1610(M42)	Turbine Hall Building	135	0	100%	03-Mar-21 A	31-May-23		09-May-23	09-May-23	-21	Turbine Hall Building, 31-May-23, 31-May-23, Turbine Hall Building			
04-1620(M42)	Compressor & CCCW Building	135	0	100%	03-Mar-21 A	31-May-23		09-May-23	09-May-23	-21	Compressor & CCCW Building, 31-May-23, 31-May-23, Compressor & CCCW Building			
04-1630(M42)	Chimney	135	0	100%	03-Mar-21 A	31-May-23		09-May-23	09-May-23	-21	Chimney, 31-May-23, 31-May-23, Chimney			
04-1640(M42)	Mechanical Treatment Plant & Water Treatment Plant	135	0	100%	03-Jun-21 A	31-May-23		09-May-23	09-May-23	-21	Mechanical Treatment Plant & Water Treatment Plant, 31-May-23, 31-May-23, Mechanical Treatment Plant & Water Treatment Plant			
04-1650(M42)	Reception Pavilion	135	0	100%	03-Jun-21 A	31-May-23		09-May-23	09-May-23	-21	Reception Pavilion, 31-May-23, 31-May-23, Reception Pavilion			
04-1660(M42)	Administration Building and Viewing Gallery	135	0	100%	03-Jun-21 A	31-May-23		09-May-23	09-May-23	-21	Administration Building and Viewing Gallery, 31-May-23, 31-May-23, Administration Building and Viewing Gallery			
04-1670(M42)	Elevated Drive Way and Associated Structures	135	0	100%	03-Mar-21 A	31-May-23		09-May-23	09-May-23	-21	Elevated Drive Way and Associated Structures, 31-May-23, 31-May-23, Elevated Drive Way and Associated Structures			
04-1680(M42)	IWMF Substation	135	0	100%	03-Mar-21 A	31-May-23		09-May-23	09-May-23	-21	IWMF Substation, 31-May-23, 31-May-23, IWMF Substation			
04-1690(M46)	ACC Equipment Structure	0	0	0%	31-May-23	31-May-23		09-May-23	09-May-23	-21	31-May-23			
04-1730	Weighbridge	135	22	5%	22-Apr-22 A	21-Jun-23		11-Jun-23	02-Jul-23	11	21-Jun-23, Weighbridge, Weighbridge, 21-Jun-23			
04-1740	Seawater Intake Structure	60	3	0%	23-Feb-23 A	02-Jun-23		13-Jun-24	15-Jun-24	379	02-Jun-23, Seawater Intake Structure, Seawater Intake Structure, 02-Jun-23			
AIP Design Package Submissions														
1744 105 11-Jul-18 A 12-Sep-23 29-Apr-23 16-Oct-26 1130														
AIP Ground Treatment, Reclamation, Seawall, Breakwater, Berth (2.2)														
424 60 31-May-21 A 29-Jul-23 24-Jun-23 22-Aug-23 24														
05-2970	Onshore crane Facility (2.2.11)	90	3	5%	11-Apr-22 A	02-Jun-23		30-Jul-23	01-Aug-23	60	02-Jun-23, Onshore crane Facility (2.2.11), Onshore crane Facility (2.2.11), 02-Jun-23			
05-2980	Onshore vessel power supply system (2.2.12)	135	60	80%	31-May-21 A	29-Jul-23		24-Jun-23	22-Aug-23	24	29-Jul-23, Onshore vessel power supply system			
AIP Incineration Plant Buildings (2.3)														
1699 60 04-Dec-18 A 29-Jul-23 29-Apr-23 23-Aug-24 391														
Foundation design (2.3.01)														
135 0 30-Oct-20 A 31-May-23 09-May-23 09-May-23 -21														
05-3090	Reception Pavilion	135	0	100%	30-Oct-20 A	31-May-23		09-May-23	09-May-23	-21	Reception Pavilion, 31-May-23, 31-May-23, Reception Pavilion			
Structural design (2.3.02)														
135 60 01-Jun-21 A 29-Jul-23 07-Jan-24 06-Mar-24 221														
05-3090-1(M55)	Sky Deck	135	60	55.56%	01-Jun-21 A	29-Jul-23		07-Jan-24	06-Mar-24	221	29-Jul-23, Sky Deck, Sky Deck, 29-Jul-23			
Operation Management System (2.3.03.04)														
121 14 14-Feb-22 A 13-Jun-23 29-Apr-23 04-May-24 326														
05-2250	Design of the Air Quality Monitoring Stations (2.9.01)	60	0	5%	01-Jun-22 A	31-May-23		29-Apr-23	29-Apr-23	-31	Design of the Air Quality Monitoring Stations (2.9.01), 31-May-23, 31-May-23, Design of the Air Quality Monitoring Stations (2.9.01)			
05-3840-1(M22)	Automatic Traffic Control System (ATCS) (2.10.06.12)	90	14	5%	14-Feb-22 A	13-Jun-23		21-Apr-24	04-May-24	326	13-Jun-23, Automatic Traffic Control System (ATCS) (2.10.06.12), Automatic Traffic Control System (ATCS) (2.10.06.12)			
Building services design (excluding fire services installation design) (2.3.06)														
1699 60 04-Dec-18 A 29-Jul-23 24-May-23 23-Aug-24 391														
05-1550	Electrical Services and Lighting	150	0	25%	02-Jan-19 A	05-Apr-23 A		24-May-23	24-May-23		Apr-23 A			
05-1560	MVAC (6 Packages)	105	60	25%	02-Jan-19 A	29-Jul-23		05-Nov-23	03-Jan-24	158	29-Jul-23, MVAC (6 Packages), MVAC (6 Packages)			
05-1570	Odour Control	135	60	25%	04-Dec-18 A	29-Jul-23		05-Nov-23	03-Jan-24	158	29-Jul-23, Odour Control, Odour Control, 29-Jul-23			

3-Month Rolling Programme (May 2023)

Remaining Work ◆ Actual Milestone
 Actual Work ◆ Critical Milestone
 Critical Remaining Work
 Milestone

Activity ID	Activity Name	Planned Duration	Remaining Duration	Activity % Complete	Current Start	Current Finish	Late Start	Late Finish	Total Float	M66 Remarks	2023				
											May 66	Jun 67	Jul 68	Aug 69	
05-1580	Plumbing (7 Packages)	210	60	25%	31-Jan-19 A	29-Jul-23	15-Jan-24	14-Mar-24	229						29-Jul-23, Plumbing (7 Packages), Plumbing
05-1590	Drainage (7 Packages)	135	60	25%	31-Jan-19 A	29-Jul-23	15-Jan-24	14-Mar-24	229						29-Jul-23, Drainage (7 Packages), Drainage
05-1600	ELV (7 Packages)	135	0	25%	28-Feb-19 A	05-Apr-23 A	24-May-23	24-May-23							
05-1770	Vehicle & Container Wash System	60	60	0%	31-May-23	29-Jul-23	26-Jul-23	23-Sep-23	56						29-Jul-23, Vehicle & Container Wash System
05-1770-1(M20)	Water Cannon System	135	30	45%	31-Aug-19 A	29-Jun-23	25-Jul-24	23-Aug-24	421						29-Jun-23, Water Cannon System, Water Cannon System, 29-Jun-23
AIP Fire services installation design (2.3.05)		270	2		31-Oct-19 A	01-Jun-23	11-Oct-23	12-Oct-23	133						
Reception Pavilion (2.3.05.06)		270	2		31-Oct-19 A	01-Jun-23	11-Oct-23	12-Oct-23	133						
05-5460(M22)	Fire Systems (2.3.05.06.01)	270	2	80%	31-Oct-19 A	01-Jun-23	11-Oct-23	12-Oct-23	133						01-Jun-23, Fire Systems (2.3.05.06.01), Fire Systems (2.3.05.06.01), 01-Jun-23
05-5470-1(M22)	FS schematics (2.3.05.06.03)	135	2	80%	31-Oct-19 A	01-Jun-23	11-Oct-23	12-Oct-23	133						01-Jun-23, FS schematics (2.3.05.06.03); FS schematics (2.3.05.06.03), 01-Jun-23
AIP Mechanical Treatment Plant Building (2.4)		272	60		11-Jul-18 A	29-Jul-23	31-May-23	16-Sep-26	1145						
05-1670	Electrical and instrumentation works design (2.4.03)	30	30	5%	13-Mar-23 A	29-Jun-23	25-Jun-23	24-Jul-23	25						29-Jun-23, Electrical and instrumentation works design (2.4.03), Electrical and instrument
05-1680	Mechanical works design (2.4.04)	30	30	0%	20-Jan-23 A	29-Jun-23	09-Jul-23	07-Aug-23	39						29-Jun-23, Mechanical works design (2.4.04), Mechanical works design (2.4.04), 29-Jun-23
Building services design (excluding fire services installation design) (2.4.06)		212	60		11-Jul-18 A	29-Jul-23	31-May-23	16-Sep-26	1145						
05-1700	LV and Emergency Power Distribution Design	135	60	5%	18-Jan-22 A	29-Jul-23	14-Feb-24	13-Apr-24	259						29-Jul-23, LV and Emergency Power Distribut
05-1720	Odour Control	90	0	80%	11-Jul-18 A	31-May-23	31-May-23	31-May-23	1						31-May-23, Odour Control, Odour Control, 31-May-23
05-1740	Drainage	90	0	70%	10-Jan-21 A	31-May-23	16-Sep-26	16-Sep-26	1205						31-May-23, Drainage, Drainage, 31-May-23
AIP Wastewater Treatment Plant (2.5)		1170	60		31-Jan-19 A	29-Jul-23	15-Jan-24	14-Mar-24	229						
Building services design (excluding fire services installation design) (2.5.06)		1170	60		31-Jan-19 A	29-Jul-23	15-Jan-24	14-Mar-24	229						
05-1830	LV and Emergency Power Distribution Design (2.5.06.01)	135	60	25%	31-Jan-19 A	29-Jul-23	15-Jan-24	14-Mar-24	229						29-Jul-23, LV and Emergency Power Distribut
05-1850	Odour Control (2.5.06.03)	105	30	80%	31-Dec-21 A	29-Jun-23	06-Feb-24	06-Mar-24	251						29-Jun-23, Odour Control (2.5.06.03), Odour Control (2.5.06.03), 29-Jun-23
AIP Water Treatment Plant Building (2.6)		135	60		30-Apr-19 A	29-Jul-23	14-Apr-24	16-Oct-26	1175						
Building services design (excluding fire services installation design) (2.6.06)		135	60		30-Apr-19 A	29-Jul-23	14-Apr-24	16-Oct-26	1175						
05-1960	Electrical Services and Lighting (2.6.06.01)	135	60	25%	30-Apr-19 A	29-Jul-23	14-Apr-24	12-Jun-24	319						29-Jul-23, Electrical Services and Lighting (2.
05-2000	Drainage	135	10	70%	20-Mar-22 A	09-Jun-23	07-Oct-26	16-Oct-26	1225						09-Jun-23, Drainage, Drainage, 09-Jun-23
AIP Administration Building (2.7)		135	0		31-Oct-19 A	31-May-23	02-Apr-24	02-Apr-24	308						
Building services design (excluding fire services installation design) (2.7.05)		135	0		31-Oct-19 A	31-May-23	02-Apr-24	02-Apr-24	308						
05-2080	MVAC	135	0	65%	31-Oct-19 A	31-May-23	02-Apr-24	02-Apr-24	308						31-May-23, MVAC, MVAC, 31-May-23
AIP Chimney		151	60		20-Sep-21 A	29-Jul-23	09-Sep-23	09-Feb-24	195						
Building services design (excluding fire services installation design)		151	60		20-Sep-21 A	29-Jul-23	09-Sep-23	09-Feb-24	195						
05-5430(5a)	Electrical Services and Lighting	90	60	5%	20-Sep-21 A	29-Jul-23	12-Dec-23	09-Feb-24	195						29-Jul-23, Electrical Services and Lighting, El
05-5440(5a)	MVAC	90	30	5%	20-Sep-21 A	29-Jun-23	09-Sep-23	08-Oct-23	101						29-Jun-23, MVAC, MVAC, 29-Jun-23
05-5450(5a)	Plumbing	90	60	5%	20-Sep-21 A	29-Jul-23	05-Dec-23	02-Feb-24	188						29-Jul-23, Plumbing, Plumbing, 29-Jul-23
05-5460-1(5a)	Drainage	90	60	5%	20-Sep-21 A	29-Jul-23	05-Dec-23	02-Feb-24	188						29-Jul-23, Drainage, Drainage, 29-Jul-23
05-5470(5a)	ELV	90	60	5%	20-Sep-21 A	29-Jul-23	12-Dec-23	09-Feb-24	195						29-Jul-23, ELV, ELV, 29-Jul-23
05-5490(5a)	Building Management System (BMS)	90	0	5%	27-Oct-21 A	31-May-23	16-Oct-23	16-Oct-23	139						31-May-23, Building Management System (BMS), Building Management System (BMS), 31-May-23
AIP Elevated Drive Way and Associated Structures Foundation		105	30		31-Dec-21 A	29-Jun-23	17-Sep-23	16-Oct-23	109						
Building services design (excluding fire services installation design)		105	30		31-Dec-21 A	29-Jun-23	17-Sep-23	16-Oct-23	109						
05-7090	Electrical Services and Lighting	105	30	5%	31-Dec-21 A	29-Jun-23	17-Sep-23	16-Oct-23	109						29-Jun-23, Electrical Services and Lighting, Electrical Services and Lighting, 29-Jun-23
AIP Roads and Utilities (2.10)		1002	60		31-Oct-20 A	29-Jul-23	04-Jul-23	20-Jan-24	175						
Water supply system design on the Artificial Island (2.10.04)		1002	60		31-Oct-20 A	29-Jul-23	04-Jul-23	16-Oct-23	79						
05-2360	Water Tanks (2.10.04.05)	60	60	0%	31-May-23	29-Jul-23	04-Jul-23	01-Sep-23	34						29-Jul-23, Water Tanks (2.10.04.05)
05-2370-2(M24)	Building Services system for seawater intake (2.10.04.09)	105	60	5%	31-Oct-20 A	29-Jul-23	18-Aug-23	16-Oct-23	79						29-Jul-23, Building Services system for seaw
05-2370-3(5a)	Chemical scrubber system for odour control (2.10.04.10)	105	60	5%	31-Oct-21 A	29-Jul-23	18-Aug-23	16-Oct-23	79						29-Jul-23, Chemical scrubber system for odou
Design of telecommunication and other utilities (2.10.06)		590	1		31-Jan-21 A	31-May-23	06-Nov-23	20-Jan-24	234						
05-2380	Power Distribution System concept / schematics (2.10.06.01)	135	1	5%	31-Jan-21 A	31-May-23	20-Jan-24	20-Jan-24	234						31-May-23, Power Distribution System concept / schematics (2.10.06.01), Power Distribution System concept / schematics (2.10.06.0
05-2430	Site ELV Network System - Navigation aids concept / schematics	105	0	80%	31-May-22 A	31-May-23	06-Nov-23	06-Nov-23	160						31-May-23, Site ELV Network System - Navigation aids concept / schematics (2.10.06.06), Site ELV Network System - Navigation aids
Utility ducts/Pipebridges design (2.10.25)		455	60		01-May-21 A	29-Jul-23	06-Aug-23	21-Nov-23	115						
05-2460	Design of Pipe / Utilities Trenches concept (2.10.06.09.01)	105	60	5%	01-May-21 A	29-Jul-23	23-Sep-23	21-Nov-23	115						29-Jul-23, Design of Pipe / Utilities Trenches c
05-2470	Sitewide Utilities Trenches Design (2.10.06.09.02)	105	60	5%	01-May-21 A	29-Jul-23	23-Sep-23	21-Nov-23	115						29-Jul-23, Sitewide Utilities Trenches Design
Layout Plan for Pipe Bridge Network		60	30		31-May-22 A	29-Jun-23	06-Aug-23	04-Sep-23	67						
05-6010	Pipebridge B	60	30	50%	31-May-22 A	29-Jun-23	06-Aug-23	04-Sep-23	67						29-Jun-23, Pipebridge B, Pipebridge B, 29-Jun-23
AIP Architectural, Finishes and Landscaping Works (2.11)		668	60		31-Oct-20 A	29-Jul-23	07-Nov-23	27-Jun-24	334						
External and internal finishes design		439	10		31-Oct-20 A	09-Jun-23	02-Dec-23	10-Jan-24	215						
05-2570	External and internal finishes design for MT Plant Building (2.11.02)	105	10	45%	31-Oct-20 A	09-Jun-23	02-Dec-23	11-Dec-23	185						09-Jun-23, External and internal finishes design for MT Plant Building (2.11.02), External and internal finishes design for
05-2590	External and internal finishes design for the Water Treatment Plan	105	10	65%	30-Sep-21 A	09-Jun-23	02-Dec-23	11-Dec-23	185						09-Jun-23, External and internal finishes design for the Water Treatment Plant Building (2.11.04), External and internal fir
05-2600	External and internal finishes design for the Administration Buildin	105	10	45%	31-Oct-20 A	09-Jun-23	01-Jan-24	10-Jan-24	215						09-Jun-23, External and internal finishes design for the Administration Building (2.11.05), External and internal finishes d
Facade Structural Design		242	60		26-Aug-21 A	29-Jul-23	07-Nov-23	27-Jun-24	334						
05-8040-1(6D)	Reception Pavilion (2.3.14.07.01)	90	60	5%	05-Oct-21 A	29-Jul-23	10-Apr-24	08-Jun-24	315						29-Jul-23, Reception Pavilion (2.3.14.07.01), F
05-8050-1(6D)	Mechanical Treatment Plant & Desalination Plant Building (2.4.14)	90	60	5%	08-Mar-22 A	29-Jul-23	29-Apr-24	27-Jun-24	334						29-Jul-23, Mechanical Treatment Plant & Des
05-8060-1(6D)	Administration Building and Viewing Gallery (2.7.12.01)	90	60	5%	07-Dec-21 A	29-Jul-23	07-Nov-23	05-Jan-24	160						29-Jul-23, Administration Building and Viewing
05-8080-1(6D)	Elevated Driveway and Associated Structures	91	30	5%	26-Aug-21 A	29-Jun-23	08-Mar-24	06-Apr-24	282						29-Jun-23, Elevated Driveway and Associated Structures, Elevated Driveway and Associate
AIP Testing and Commissioning (2.12)		105	60		23-Apr-19 A	29-Jul-23	06-Aug-23	04-Oct-23	67						
05-2650-1(5)	Factory Acceptance Testing plan (2.12.01.02.07) (8 Packages)	105	60	5%	23-Apr-19 A	29-Jul-23	06-Aug-23	04-Oct-23	67						29-Jul-23, Factory Acceptance Testing plan (2.
AIP Miscellaneous Works (2.14)		105	105		31-May-23	12-Sep-23	12-Jul-23	24-Oct-23	42						
05-2710	Existing onshore crane replacement works at Portion 2	105	105	0%	31-May-23	12-Sep-23	12-Jul-23	24-Oct-23	42						
AIP Miscellaneous Detailing (2.15)		90	30		25-May-22 A	29-Jun-23	03-Jun-23	31-Aug-23	63						

3-Month Rolling Programme (May 2023)

- Remaining Work
- Actual Work
- Critical Remaining Work
- Milestone
- Actual Milestone
- Critical Milestone


Activity ID	Activity Name	Planned Duration	Remaining Duration	Activity % Complete	Current Start	Current Finish	Late Start	Late Finish	Total Float	M&B Remarks	2023							
											May 66	Jun 67	Jul 68	Aug 69				
05-2740	Gatehouses (2.15.03)	90	30	5%	25-May-22 A	29-Jun-23	02-Aug-23	31-Aug-23	63									
05-2750	Weighbridge office (2.15.04)	90	30	5%	25-May-22 A	29-Jun-23	03-Jun-23	02-Jul-23	3									
AIP Auxiliary Plant Systems (2.16)		90	90		31-May-23	28-Aug-23	09-Jun-23	19-Oct-23	52									
05-2760	Maintenance workshops (2.16.01)	90	90	0%	31-May-23	28-Aug-23	22-Jul-23	19-Oct-23	52									
05-2770	Vehicle Fuel Filling Station (2.16.02)	90	90	0%	31-May-23	28-Aug-23	09-Jun-23	06-Sep-23	9									
AIP O&M Packages		258	0		06-Jun-22 A	31-May-23	23-Mar-24	24-Aug-24	452									
05-8010(6E)	Warehouse (O&M Scope)	185	0	5%	04-Jul-22 A	31-May-23	23-Mar-24	23-Mar-24	298									
05-8030(6E)	Ash & Residues Container (O&M Scope)	160	0	5%	06-Jun-22 A	31-May-23	24-Aug-24	24-Aug-24	452									
05-8040(6E)	Bicar Debaggng Station (O&M Scope)	105	0	5%	17-Nov-22 A	31-May-23	22-Jul-24	22-Jul-24	419									
DDA Design Package Submissions		1826	180		05-Sep-18 A	26-Nov-23	30-Apr-23	15-Nov-26	1085									
DDA Process and Layout Design (2.1)		1078	76		22-Apr-20 A	14-Aug-23	05-May-23	21-Oct-24	434									
MSW treatment process design for incineration (2.1.13)		1078	76		22-Apr-20 A	14-Aug-23	07-Aug-24	21-Oct-24	434									
05-5090	Incineration System (2.1.13.01) (2 Packages)	105	0	5%	22-Apr-20 A	31-May-23	21-Oct-24	21-Oct-24	510									
05-5100	Heat Recovery Boiler (2.1.13.02) (2 Packages)	105	0	5%	23-Apr-20 A	31-May-23	21-Oct-24	21-Oct-24	510									
05-5120	Leachate Collection and Treatment (2.1.13.05) (2 Packages)	256	76	25%	30-Jun-22 A	14-Aug-23	07-Aug-24	21-Oct-24	434									
05-5140	Overall Plan Water Scheme (2.1.13.07)	105	0	5%	29-Jan-21 A	31-May-23	21-Oct-24	21-Oct-24	510									
05-5150	Boiler Feed Water System (2.1.13.03) (2 Packages)	105	0	45%	23-Apr-20 A	31-May-23	21-Oct-24	21-Oct-24	510									
MSW treatment process design for mechanical treatment (2.1.14)		919	69		02-Oct-20 A	07-Aug-23	05-May-23	06-Sep-23	30									
05-3500	Mechanical Treatment Plant (2.1.14)	69	69	0%	31-May-23*	07-Aug-23	30-Jun-23	06-Sep-23	30									
05-3510	Water Treatment Plant and Boiler Water Treatment (Demin Unit) F	105	0	5%	02-Oct-20 A	31-May-23	05-May-23	05-May-23	-25									
Waste heat recovery and Power generation system (2.1.15)		105	60		30-Sep-21 A	29-Jul-23	20-Nov-23	18-Jan-24	173									
05-5240	Compressed Air Plants	105	60	25%	30-Sep-21 A	29-Jul-23	20-Nov-23	18-Jan-24	173									
Flue gas treatment process design for incineration (2.1.16)		105	25		23-Apr-20 A	24-Jun-23	27-Sep-24	21-Oct-24	485									
05-4660	Flue Gas Treatment System (2 Packages)	105	0	80%	23-Apr-20 A	31-May-23	21-Oct-24	21-Oct-24	510									
05-4980	Boiler ash and APC residue handling and solidification (2 Packages)	105	25	80%	30-Sep-20 A	24-Jun-23	27-Sep-24	21-Oct-24	485									
Logistic arrangement design for MSW and Ash and Residues (2.1.17)		105	0		25-Aug-21 A	31-May-23	01-Aug-23	14-Aug-23	76									
05-4390	Weighbridge Systems	105	0	5%	25-Aug-21 A	31-May-23	01-Aug-23	01-Aug-23	63									
05-4410	Mechanical Shredder	105	0	5%	25-Sep-21 A	31-May-23	14-Aug-23	14-Aug-23	76									
DDA Ground Treatment, Reclamation, Seawall, Breakwater, Berth (2.2)		1742	150		20-Jan-19 A	27-Oct-23	23-Aug-23	30-Mar-24	155									
05-3430-2(M37)	Geotechnical Interpretative Report (2.2.02.02)	105	10	65%	31-Dec-20 A	09-Jun-23	21-Mar-24	30-Mar-24	295									
05-3450	Seawall design (2.2.20)	60	20	65%	20-Jan-19 A	19-Jun-23	17-Nov-23	06-Dec-23	270									
05-3470	Berth design (2.2.22)	60	20	65%	30-Jan-19 A	19-Jun-23	08-Mar-24	27-Mar-24	182									
05-3490	Onshore vessel power supply system (2.2.24)	90	90	0%	30-Jul-23	27-Oct-23	23-Aug-23	20-Nov-23	24									
DDA Incineration Plant Buildings (2.3)		1826	180		05-Sep-18 A	26-Nov-23	30-Apr-23	06-Sep-24	285									
Electrical and instrumentation works design (2.3.15)		1645	105		05-Sep-18 A	12-Sep-23	30-Apr-23	12-Jun-24	274									
2.3.15.01		105	62		05-Nov-21 A	31-Jul-23	12-Apr-24	12-Jun-24	317									
05-3360	11kV/380V Power Transformers Design (2.3.15.01)	105	62	80%	05-Nov-21 A	31-Jul-23	12-Apr-24	12-Jun-24	317									
E&I Package 1 (Process Island) (2.3.15.02)		105	0		22-Sep-20 A	31-May-23	24-Dec-23	13-May-24	349									
05-3390-10(M55)	Electrical Works - MCC Panels (2.3.15.02.01)	105	0	80%	22-Sep-20 A	31-May-23	24-Dec-23	24-Dec-23	208									
05-3390-11(M55)	Electrical Works - Process Island Uninterruptable Power Supply (UPS) (2.3.15.02.03)	105	0	80%	27-Nov-20 A	31-May-23	13-May-24	13-May-24	349									
05-7400-1(M55)	Electrical works CEMS and Process Analysers (2.3.15.02.07)	105	0	5%	12-Jul-21 A	31-May-23	17-Apr-24	17-Apr-24	323									
E&I Package 2 (Power Island) (2.3.15.03)		773	30		16-Sep-19 A	29-Jun-23	19-Jun-23	12-Jun-24	349									
05-3390-13(M55)10	Electrical Works Design (2.3.15.03.01 to 04)	105	30	80%	23-Dec-20 A	29-Jun-23	19-Jun-23	18-Jul-23	19									
05-3390-4(M46)	Generator Related Equipment (2.3.15.03.08)	105	0	80%	29-Jun-21 A	31-May-23	12-Jun-24	12-Jun-24	379									
05-3390-7(M55)	Instrumentation works design(2.3.15.03.05 & 2.3.15.03.06)	105	0	80%	10-Feb-21 A	31-May-23	24-Sep-23	24-Sep-23	117									
Control Works Design SCADA & PLC Control System (2.3.15.03.07)		530	0		16-Sep-19 A	31-May-23	18-Jul-23	17-Feb-24	263									
05-3390-1(M46)	Hardware Design (2.3.15.03.07.01)	105	0	65%	16-Sep-19 A	31-May-23	17-Feb-24	17-Feb-24	263									
05-3390-2(M46)	Software Design (2.3.15.03.07.02)	105	0	45%	30-Oct-21 A	31-May-23	18-Jul-23	18-Jul-23	49									
Operation Management System (2.3.15.04)		1645	105		05-Sep-18 A	12-Sep-23	30-Apr-23	17-Feb-24	158									
05-3390-6(M46)	OMS/SCADA/DCS - System Networks Details (2.3.15.04.02)	105	0	65%	30-Oct-21 A	31-May-23	19-Dec-23	19-Dec-23	203									
05-3390-7(M46)	Software Standard Component	105	60	5%	09-Dec-20 A	29-Jul-23	20-Dec-23	17-Feb-24	203									
05-4490	Design of the Air Quality Monitoring Stations (2.9.03)	60	3	95%	16-Mar-23 A	02-Jun-23	30-Apr-23	02-May-23	-31									
05-7400(6E)	Automatic License Plate and Container Recognition System (ALPCRS)	105	0	45%	05-Sep-18 A	31-May-23	18-Nov-23	18-Nov-23	172									
2.3.15.04.03		410	105		15-Dec-21 A	12-Sep-23	05-Nov-23	17-Feb-24	158									
2.3.15.04.03.01		105	0		15-Dec-21 A	31-May-23	19-Dec-23	19-Dec-23	203									
05-3390-8(M46)	OMS/SCADA/DCS - OLM Panel Design for Power Island (2.3.15.04.03.01.02)	105	0	80%	15-Dec-21 A	31-May-23	19-Dec-23	19-Dec-23	203									
2.3.15.04.03.02		105	105		02-Aug-22 A	12-Sep-23	05-Nov-23	17-Feb-24	158									
05-3390-13(M58)	OMS/SCADA/DCS - Panel Design for Power Island and Plant Cor	105	105	80%	02-Aug-22 A	12-Sep-23	05-Nov-23	17-Feb-24	158									
2.3.15.04.03.03		105	0		19-Apr-22 A	31-May-23	17-Feb-24	17-Feb-24	263									
05-3390-14(M55)	OMS/SCADA/DCS - Server Panel Design (2.3.15.04.03.03)	105	0	80%	19-Apr-22 A	31-May-23	17-Feb-24	17-Feb-24	263									
2.3.15.04.06		105	30		06-Oct-21 A	29-Jun-23	19-Dec-23	18-Jan-24	203									
05-3390-9(6D)	Process Related 3rd Party System (2.3.15.04.06.01.01)	105	0	80%	09-Dec-21 A	31-May-23	19-Dec-23	19-Dec-23	203									
05-3420(M58)	3rd Party System for Power Island & Communication Data Tables	105	30	80%	06-Oct-21 A	29-Jun-23	20-Dec-23	18-Jan-24	203									
2.3.15.05		105	0		15-Jul-21 A	31-May-23	12-Oct-23	12-Nov-23	166									
05-3390-17(M55)	Waste Crane Functional Description (2.3.15.05.08)	105	0	80%	15-Jul-21 A	31-May-23	12-Oct-23	12-Oct-23	135									
05-3390-3(M55)	Electrical and Instrumentation Works Design - Compressed Air P	105	0	80%	29-Nov-21 A	31-May-23	02-Nov-23	02-Nov-23	156									

3-Month Rolling Programme (May 2023)

■ Remaining Work ◆ Actual Milestone
■ Actual Work ◆ Critical Milestone
■ Critical Remaining Work
◆ Milestone

Activity ID	Activity Name	Planned Duration	Remaining Duration	Activity % Complete	Current Start	Current Finish	Late Start	Late Finish	Total Float	M66 Remarks	2023					
											May 66	Jun 67	Jul 68	Aug 69		
05-3390-5(M55)	Electrical and Instrumentation Works - Ash Crane (2.3.15.05.05)	105	0	80%	30-Aug-21 A	31-May-23	12-Nov-23	12-Nov-23	166							
2.3.15.07		105	105		27-Sep-21 A	12-Sep-23	05-Nov-23	17-Feb-24	158							
05-3390-20(M55)	SCADA & PLC Control System - Software Design (2.3.15.07.02)	105	105	5%	27-Sep-21 A	12-Sep-23	05-Nov-23	17-Feb-24	158							
2.3.15.08		105	105		23-May-22 A	12-Sep-23	05-Nov-23	17-Feb-24	158							
05-3390-21(M55)	Operation Management System (2.3.15.08)	105	105	80%	23-May-22 A	12-Sep-23	05-Nov-23	17-Feb-24	158							
Mechanical works design (2.3.16)		1122	180		07-Jan-20 A	26-Nov-23	01-Jun-23	17-Feb-24	83							
Plant and Equipment		1122	180		07-Jan-20 A	26-Nov-23	01-Jun-23	28-Nov-23	2							
05-3390-4(M55)	Electrical and Instrumentation Works - Waste Crane and Grapple	105	0	70%	07-Jan-20 A	31-May-23	12-Oct-23	12-Oct-23	135							
05-3580	Weighbridge Systems	105	62	5%	30-Mar-22 A	31-Jul-23	01-Jun-23	01-Aug-23	1							
05-3600	Mechanical Shredder	0	0	0%	31-May-23	31-May-23	14-Aug-23	14-Aug-23	76							
05-3650	Leachate collection and treatment	180	180	0%	31-May-23*	26-Nov-23	02-Jun-23	28-Nov-23	2							
05-3830	Compressed Air Plants	105	0	5%	31-Oct-20 A	31-May-23	02-Nov-23	02-Nov-23	156							
Process Pipeworks (Incl. Ductworks) and Valves		197	0		28-Feb-21 A	31-May-23	27-Jul-23	20-Nov-23	174							
05-4350	Pipe Rack C1, C2, C3, D1 & D2 (Prefab.3)	105	0	5%	28-Feb-21 A	31-May-23	28-Jul-23	28-Jul-23	59							
05-4360	Compressed Air Plant area	105	0	45%	31-May-21 A	31-May-23	07-Oct-23	07-Oct-23	130							
05-4370	Pipebridge B (Between CCCW Area & Turbine Hall)	105	0	5%	28-Feb-21 A	31-May-23	27-Jul-23	27-Jul-23	58							
05-4380	Pipebridge C (Between Turbine Hall & ACC Equipment Yard)	105	0	5%	28-Feb-21 A	31-May-23	28-Jul-23	28-Jul-23	59							
05-4950	Turbine Hall	105	0	80%	31-May-21 A	31-May-23	24-Sep-23	24-Sep-23	117							
05-4960	ACC Equipment Yard	105	0	65%	31-May-21 A	31-May-23	20-Nov-23	20-Nov-23	174							
05-4970	CCCW Area	105	0	65%	31-May-21 A	31-May-23	28-Jul-23	28-Jul-23	59							
Process steel structure support (For equipment, piping & duct, cable tray etc)		105	0		29-May-21 A	31-May-23	21-Aug-23	03-Oct-23	126							
05-3540	Pipe Rack C1, C2, C3, D1 & D2 (Prefab.3)	105	0	80%	29-May-21 A	31-May-23	21-Aug-23	21-Aug-23	83							
05-3560	Pipebridge B (Between CCCW Area & Turbine Hall)	105	0	5%	29-May-21 A	31-May-23	26-Sep-23	26-Sep-23	119							
05-3570	Pipebridge C (Between Turbine Hall & ACC Equipment Yard)	105	0	5%	10-Jun-21 A	31-May-23	03-Oct-23	03-Oct-23	126							
Equipment and piping insulation		135	90		31-Dec-21 A	28-Aug-23	20-Dec-23	17-Feb-24	173							
05-4550	Steam Turbine Generator (STG) and Pressure Reducing and Desu	105	0	5%	30-Jan-22 A	31-May-23	01-Feb-24	01-Feb-24	247							
05-4560	Air cooled condenser	105	0	5%	31-Dec-21 A	31-May-23	07-Feb-24	07-Feb-24	253							
05-4570	Closed Circuit Cooling Water System	105	60	5%	31-Dec-21 A	28-Aug-23	20-Dec-23	17-Feb-24	173							
DDA Fire services installation design (2.3.17)		60	30		22-Sep-22 A	29-Jun-23	15-Jul-23	13-Aug-23	45							
05-3660	Fire Systems (same package with 05-3680)	60	30	5%	22-Sep-22 A	29-Jun-23	15-Jul-23	13-Aug-23	45							
05-3680	FS schematics (same package with 05-3660)	60	30	5%	22-Sep-22 A	29-Jun-23	15-Jul-23	13-Aug-23	45							
Building services design (excluding fire services installation design) (2.3.18)		90	90		31-May-23	28-Aug-23	24-May-23	12-Sep-23	15							
05-3690	Electrical Services and Lighting (7 Packages)	60	60	0%	31-May-23	29-Jul-23	24-May-23	22-Jul-23	-7							
05-3740	ELV (7 Packages)	60	60	0%	31-May-23	29-Jul-23	24-May-23	22-Jul-23	-7							
05-3750	Lifts and Escalators	90	90	0%	31-May-23	28-Aug-23	15-Jun-23	12-Sep-23	15							
General Layout Drawings and Fire Safety Strategy (2.3.25)		667	60		31-Jul-21 A	29-Jul-23	30-May-23	06-Sep-24	405							
05-3300	ACC Equipment Structure	60	30	50%	15-Dec-22 A	29-Jul-23	08-Aug-24	06-Sep-24	405							
05-3310	Turbine Hall Building	105	0	25%	29-Dec-21 A	31-May-23	08-Jun-24	08-Jun-24	375							
05-4290	IWMF Substation (2.8.25)	105	0	65%	31-Jul-21 A	05-Apr-23 A	30-May-23	30-May-23								
DDA Mechanical Treatment Plant Building (2.4)		180	150		20-Sep-22 A	27-Oct-23	01-Jun-23	15-Nov-26	1115							
05-5180	Structural design (2.4.14)	60	30	5%	23-Feb-23 A	29-Jun-23	15-Jun-23	14-Jul-23	15							
05-5190	Electrical and instrumentation works design	74	74	0%	30-Jun-23	11-Sep-23	25-Jul-23	06-Oct-23	25							
05-5200	Mechanical works design (2.4.16)	60	60	0%	09-Jul-23	06-Sep-23	08-Aug-23	06-Oct-23	30							
05-5210	Fire services installation design (2.6.17)	60	60	5%	21-Apr-23 A	29-Jul-23	15-Jul-23	12-Sep-23	45							
Building services design (excluding fire services installation design) (2.4.18)		150	150		20-Sep-22 A	27-Oct-23	01-Jun-23	15-Nov-26	1115							
05-3850	LV and Emergency Power Distribution Design	90	90	5%	20-Sep-22 A	27-Oct-23	14-Apr-24	12-Jul-24	259							
05-3860	MVAC	90	90	5%	14-Feb-23 A	28-Aug-23	09-Sep-23	07-Dec-23	101							
05-3870	Odour Control	90	44	5%	16-Apr-23 A	13-Jul-23	01-Jun-23	14-Jul-23	1							
05-3880	Plumbing	60	30	5%	20-Sep-22 A	29-Jun-23	10-Aug-23	08-Sep-23	71							
05-3890	Drainage	60	60	5%	24-Apr-23 A	29-Jul-23	17-Sep-26	15-Nov-26	1205							
05-3900	Lighting and small power	90	90	5%	20-Sep-22 A	28-Aug-23	17-Oct-23	14-Jan-24	139							
05-3910	Lifts and Escalators	90	90	0%	31-May-23	28-Aug-23	15-Jun-23	12-Sep-23	15							
05-3910-1	Building Management System (BMS)	60	60	5%	20-Sep-22 A	29-Jul-23	17-Oct-23	15-Dec-23	139							
DDA Wastewater Treatment Plant (2.5)		499	150		10-Mar-22 A	27-Oct-23	27-Jun-23	09-Nov-24	379							
05-3950	Electrical and instrumentation works design (2.5.15)	60	30	5%	19-Sep-22 A	29-Jun-23	27-Jun-23	26-Jul-23	27							
05-3960	Mechanical works design (2.5.16) (5 Packages)	232	0	5%	31-May-22 A	31-May-23	26-Jul-23	26-Jul-23	57							
05-3970	Fire services installation design (2.6.17) (2 Packages)	60	30	5%	21-Apr-23 A	29-Jun-23	08-Aug-24	06-Sep-24	435							
Building services design (excluding fire services installation design) (2.5.18)		155	150		10-Mar-22 A	27-Oct-23	15-Mar-24	09-Nov-24	379							
05-3980	LV and Emergency Power Distribution Design for IWMF Waste W	90	90	5%	20-Sep-22 A	27-Oct-23	15-Mar-24	12-Jun-24	229							
05-3990	MVAC	90	30	5%	09-Mar-23 A	29-Jun-23	06-May-24	04-Jun-24	341							
05-4010	Plumbing	90	30	5%	20-Sep-22 A	29-Jun-23	12-Aug-24	10-Sep-24	439							
05-4020	Drainage	105	30	80%	10-Mar-22 A	29-Jun-23	12-Aug-24	10-Sep-24	439							
05-4030	ELV	90	30	80%	22-Sep-22 A	29-Jun-23	11-Oct-24	09-Nov-24	499							
DDA Water Treatment Plant Building (2.6)		513	90		25-Nov-21 A	28-Aug-23	07-Jun-23	15-Nov-26	1175							
05-4070	Structural design (2.6.14)	60	30	5%	25-Nov-21 A	29-Jun-23	22-Jul-23	20-Aug-23	52							
05-4090	Mechanical works design (2.6.16)	90	30	5%	02-May-22 A	29-Jun-23	07-Jun-23	06-Jul-23	7							

3-Month Rolling Programme (May 2023)



Activity ID	Activity Name	Planned Duration	Remaining Duration	Activity % Complete	Current Start	Current Finish	Late Start	Late Finish	Total Float	M&E Remarks	2023			
											May 66	Jun 67	Jul 68	Aug 69
DDA Architectural, Finishes and Landscaping Works (2.11)														
External and internal finishes design														
05-4670	External and internal finishes design for Incineration Plant Building	90	30	5%	15-Jun-22 A	08-Aug-23	08-Jun-23	08-Jul-24	375					
05-4690	External and internal finishes design for Turbine Hall Building	90	9	45%	10-Aug-22 A	08-Jun-23	25-Jan-24	02-Feb-24	239					
05-4700	External and internal finishes design for CCCW Building	90	0	45%	10-Aug-22 A	31-May-23	09-May-24	09-May-24	345					
05-4710	External and internal finishes design for Chimney	90	62	45%	02-Sep-22 A	31-Jul-23	13-Nov-23	13-Jan-24	166					
05-4720	External and internal finishes design for Reception Pavilion	90	60	45%	23-May-22 A	29-Jul-23	08-Jun-23	06-Aug-23	8					
05-4760	External and internal finishes design for the Administration Building	90	60	5%	11-Jul-22 A	08-Aug-23	11-Jan-24	10-Mar-24	215					
05-4770	External and internal finishes design for the IWMF Substation (2.11.20)	90	5	45%	10-Aug-22 A	04-Jun-23	28-Jun-23	02-Jul-23	28					
05-5420	External and internal finishes design for Elevated Driveway	90	60	45%	15-Jun-21 A	29-Jul-23	13-Sep-23	11-Nov-23	105					
Facade Structural Design														
05-8000(M45)	Chimney (2.3.14.05.01)	90	90	0%	31-May-23	28-Aug-23	08-Jul-23	05-Oct-23	38					
05-8010(M45)	IWMF Substation	90	0	0%	11-Jul-22 A	31-May-23	31-May-23	31-May-23	1					
05-8020(6D)	Process Building & Wastewater Treatment Plant (2.6.14.01)	90	60	80%	07-Apr-22 A	29-Jul-23	14-Jul-23	11-Sep-23	44					
DDA Testing and Commissioning (2.12)														
05-4810-1(5a)	Factory Acceptance Testing plan (2.12.09.02-07) (8 Packages)	90	30	5%	13-Jun-22 A	28-Aug-23	19-Dec-23	17-Jan-24	142					
05-4810-2(M55)	FAT of DCS - Software SIL/FAT Plant for Process Island (2.12.09.03.01)	105	10	100%	19-May-22 A	09-Jun-23	10-Dec-23	19-Dec-23	193					
DDA Transportation Facilities for the Operation (2.13)														
05-4850	Design of vehicles for MSW and Ash and Residues delivery (2.13.05)	341	1	0%	25-Jun-22 A	31-May-23	28-Jun-23	28-Jun-23	28					
05-4860	Design of marine vessels for the use of the Employer and visitors (2.13.06)	1	1	0%	31-May-23	31-May-23	28-Jun-23	28-Jun-23	28					
DDA Miscellaneous Detailing (2.15)														
05-4910	Weighbridge office (2.15.08)	62	62	0%	31-May-23	31-Jul-23	01-Jun-23	01-Aug-23	1					
DDA Auxiliary Plant Systems (2.16)														
05-4940-2(5a)	Hoisting systems (2.16.10)	90	90	0%	31-May-23	28-Aug-23	11-Jul-23	08-Oct-23	41					
05-4940-3(6E)	EOTC System (2.16.11)	90	0	5%	26-Apr-22 A	15-Mar-23 A	15-Jul-23	15-Jul-23						
Procurement of Major Equipment														
Off-site Fabrication of Incineration Modules														
Fabrication of Module (TPU)														
PFab 1- Line 1														
E&I Installation (On-site Installation)														
Electrical														
06-TPU-1-1280	PFab 1-Line 1 - Electrical Cable Pulling and Termination	180	180	0%	18-Jul-23	13-Jan-24	24-Jul-23	19-Jan-24	6					
06-TPU-1-1290	PFab 1-Line 1 - Electrical Equipment Installation	180	180	0%	15-Jul-23*	10-Jan-24	15-Jul-23	10-Jan-24	0					
Instrument														
06-TPU-1-1310	PFab 1-Line 1 - Instrument Cable Pulling and Termination	180	180	0%	24-Jul-23	19-Jan-24	24-Jul-23	19-Jan-24	0					
06-TPU-1-1320	PFab 1-Line 1 - Instrument Equipment Installation	180	101	43.89%	25-Nov-22 A	30-Oct-23	22-Jul-23	30-Oct-23	0					
06-TPU-1-1330	PFab 1-Line 1 - Instrument Tubing Installation	180	180	0%	22-Jul-23	17-Jan-24	22-Jul-23	17-Jan-24	0					
Insulation														
06-TPU-1-1020	PFab 1-Line 1 - Insulation	150	233	0%	23-May-22 A	18-Jan-24	31-May-23	18-Jan-24	0					
PFab 1- Line 2														
E&I Installation (On-site Installation)														
Electrical														
06-TPU-2-1270	PFab 1-Line 2 - Electrical Cable Pulling and Termination	180	180	0%	23-Jul-23	18-Jan-24	23-Jul-23	18-Jan-24	0					
06-TPU-2-1280	PFab 1-Line 2 - Electrical Equipment Installation	180	180	0%	15-Jul-23*	10-Jan-24	15-Jul-23	10-Jan-24	0					
Instrument														
06-TPU-2-1300	PFab 1-Line 2 - Instrument Cable Pulling and Termination	180	180	0%	23-Jul-23	18-Jan-24*	23-Jul-23	18-Jan-24	0					
06-TPU-2-1310	PFab 1-Line 2 - Instrument Equipment Installation	180	180	0%	15-Jul-23	10-Jan-24	15-Jul-23	10-Jan-24	0					
06-TPU-2-1320	PFab 1-Line 2 - Instrument Tubing Installation	180	180	0%	15-Jul-23	10-Jan-24	15-Jul-23	10-Jan-24	0					
Insulation														
06-TPU-2-1010	PFab 1-Line 2 - Insulation	150	232	0%	22-May-22 A	17-Jan-24	31-May-23	17-Jan-24	0					
PFab 1- Line 3														
E&I Installation														
Electrical														
06-TPU-3-1270	PFab 1-Line 3 - Electrical Cable Pulling and Termination	180	180	0%	28-Aug-23	23-Feb-24*	28-Aug-23	23-Feb-24	0					
06-TPU-3-1280	PFab 1-Line 3 - Electrical Equipment Installation	180	180	0%	07-Aug-23	02-Feb-24	07-Aug-23	02-Feb-24	0					
Instrument														
06-TPU-3-1300	PFab 1-Line 3 - Instrument Cable Pulling and Termination	180	180	0%	28-Aug-23	23-Feb-24*	28-Aug-23	23-Feb-24	0					
06-TPU-3-1310	PFab 1-Line 3 - Instrument Equipment Installation	180	180	0%	07-Aug-23	02-Feb-24	07-Aug-23	02-Feb-24	0					
06-TPU-3-1320	PFab 1-Line 3 - Instrument Tubing Installation	180	180	0%	07-Aug-23	02-Feb-24	07-Aug-23	02-Feb-24	0					
Insulation														
06-TPU-3-1010	PFab 1-Line 3 - Insulation	150	304	0%	23-May-22 A	29-Mar-24	31-May-23	29-Mar-24	0					
Load out & Shipping														
06-TPU-3-1030	PFab 1-Line 3 - Load out & ready to ship	10	10	0%	18-Jun-23*	27-Jun-23	12-Feb-23	21-Feb-23	-126					
Delivery														
06-TPU-3-1340	PFab 1-Line 3 - Delivery	10	10	0%	28-Jun-23	07-Jul-23	22-Feb-23	03-Mar-23	-126					
PFab 1- Line 4														
Delivery														
Insulation														

3-Month Rolling Programme (May 2023)

- Remaining Work
- Actual Work
- Critical Remaining Work
- ◆ Milestone
- ◆ Actual Milestone
- ◆ Critical Milestone

Activity ID	Activity Name	Planned Duration	Remaining Duration	Activity % Complete	Current Start	Current Finish	Late Start	Late Finish	Total Float	M66 Remarks	2023			
											May 66	Jun 67	Jul 68	Aug 69
Mechanical Erection														
06-TPU-4-1040	PFab 1-Line 4 - Mechanical Installation - 1st Floor (Below EL20.4'	149	20		09-Jan-22 A	19-Jun-23	21-Mar-23	09-Apr-23	-71					
06-TPU-4-1050	PFab 1-Line 4 - Mechanical Installation - 2nd Floor(EL20.47m~EL	80	20	75%	09-Jan-22 A	19-Jun-23	21-Mar-23	09-Apr-23	-71					
06-TPU-4-1060	PFab 1-Line 4 - Mechanical Installation - 3rd Floor(EL26.72m~EL	80	20	75%	06-May-22 A	19-Jun-23	21-Mar-23	09-Apr-23	-71					
E&I Installation														
Electrical														
06-TPU-4-1280	PFab 1-Line 4 - Electrical Equipment Installation	299	268		06-Apr-23 A	22-Feb-24	21-Mar-23	22-Feb-24	0					
06-TPU-4-1290	PFab 1-Line 4 - Electrical Heat Tracing Installation (Installation by	299	268		27-Aug-23	22-Feb-24	27-Aug-23	22-Feb-24	0					
06-TPU-4-1330	PFab 1-Line 4 - MCC room installation (Installation by Yard)	26	14	46.15%	06-Apr-23 A	13-Jun-23	21-Mar-23	03-Apr-23	-71					
Instrument														
06-TPU-4-1310	PFab 1-Line 4 - Instrument Equipment Installation	25	14	44%	07-Apr-23 A	13-Jun-23	21-Mar-23	03-Apr-23	-71					
06-TPU-4-1320	PFab 1-Line 4 - Instrument Tubing Installation	180	180		27-Aug-23	22-Feb-24	27-Aug-23	22-Feb-24	0					
Insulation														
06-TPU-4-1010	PFab 1-Line 4 - Insulation	150	304	0%	25-May-22 A	29-Mar-24	31-May-23	29-Mar-24	0					
Load out & Shipping														
06-TPU-4-1030	PFab 1-Line 4 - Load Out & ready to ship	10	10	0%	08-Jul-23*	17-Jul-23	07-Mar-23	16-Mar-23	-123					
Delivery														
06-TPU-4-1340	PFab 1-Line 4 - Delivery	10	10	0%	18-Jul-23	27-Jul-23	17-Mar-23	26-Mar-23	-123					
PFab 1-Line 5														
Structure Erection														
06-TPU-5-1120	PFab 1-Line 5 - 3rd Floor(EL26.72m~EL37.72m)Primary & Seco	790	369		23-Mar-21 A	02-Jun-24	10-Mar-23	02-Jun-24	0					
06-TPU-5-1130	PFab 1-Line 5 - 4th Floor(EL37.72m~EL47.22m) Primary & Seco	169	46		02-Dec-22 A	15-Jul-23	10-Mar-23	24-Apr-23	-82					
06-TPU-5-1140	PFab 1-Line 5 - Top Floor(EL47.22m~EL54.47m) Prim ary & Seco	60	8	86.67%	02-Dec-22 A	07-Jun-23	10-Mar-23	17-Mar-23	-82					
Mechanical Erection														
06-TPU-5-1040	PFab 1-Line 5 - Mechanical Installation - 1st Floor (Below EL20.4'	60	11	81.67%	16-Dec-22 A	27-Jun-23	27-Mar-23	06-Apr-23	-82					
06-TPU-5-1050	PFab 1-Line 5 - Mechanical Installation - 2nd Floor(EL20.47m~EL	30	18	40%	30-Dec-22 A	15-Jul-23	07-Apr-23	24-Apr-23	-82					
06-TPU-5-1060	PFab 1-Line 5 - Mechanical Installation - 3rd Floor(EL26.72m~EL	514	59		02-Mar-22 A	29-Jul-23	10-Mar-23	07-May-23	-82					
06-TPU-5-1070	PFab 1-Line 5 - Mechanical Installation - 4th Floor(EL37.72m~EL	80	29	63.75%	02-Mar-22 A	28-Jun-23	10-Mar-23	07-Apr-23	-82					
06-TPU-5-1240	PFab 1-Line 5 - Mechanical Installation - Boiler Lifting & Installation	80	29	63.75%	24-Feb-23 A	28-Jun-23	10-Mar-23	07-Apr-23	-82					
Piping Fabrication														
06-TPU-5-1220	PFab 1-Line 5 - Piping Fabrication	80	0	100%	03-Mar-23 A	29-Jul-23	07-May-23	07-May-23	-82					
Piping Installation														
06-TPU-5-1000	PFab 1-Line 5 - Piping Installation	80	42	47.5%	03-Mar-23 A	28-Jul-23	27-Mar-23	07-May-23	-82					
E&I Installation														
06-TPU-5-1250	PFab 1-Line 5 - E&I Support Installation	180	5	97.22%	23-Mar-21 A	04-Jun-23	10-Mar-23	14-Mar-23	-82					
06-TPU-5-1260	PFab 1-Line 5 - E&I Cable Ladder Erection	62	34	45.16%	03-May-23 A	03-Aug-23	10-Apr-23	13-May-23	-82					
Electrical														
06-TPU-5-1290	PFab 1-Line 5 - Electrical Heat Tracing Installation (Installation by	52	37		13-May-23 A	06-Jul-23	10-Mar-23	15-Apr-23	-82					
06-TPU-5-1330	PFab 1-Line 5 - MCC room installation (Installation by Yard)	45	37	17.78%	13-May-23 A	06-Jul-23	10-Mar-23	15-Apr-23	-82					
Insulation														
06-TPU-5-1010	PFab 1-Line 5 - Insulation	26	26		11-Jun-23	06-Jul-23	21-Mar-23	15-Apr-23	-82					
Load out & Shipping														
06-TPU-5-1030	PFab 1-Line 5 - Load Out & ready to ship	26	26	0%	11-Jun-23*	06-Jul-23	21-Mar-23	15-Apr-23	-82					
Delivery														
06-TPU-5-1340	PFab 1-Line 5 - Delivery	25	25	0%	12-Jun-23*	06-Jul-23	22-Mar-23	15-Apr-23	-82					
PFab 1-Line 6														
Structure Erection														
06-TPU-6-1110	PFab 1-Line 6 - 2nd Floor(EL20.47m~EL26.72m) Primary & Seco	150	369	0%	04-Jun-22 A	02-Jun-24	31-May-23	02-Jun-24	0					
06-TPU-6-1120	PFab 1-Line 6 - 3rd Floor(EL26.72m~EL37.72m)Primary & Seco	20	20		19-Aug-23	07-Sep-23	16-Apr-23	05-May-23	-125					
06-TPU-6-1130	PFab 1-Line 6 - 4th Floor(EL37.72m~EL47.22m) Primary & Seco	20	20	0%	19-Aug-23*	07-Sep-23	16-Apr-23	05-May-23	-125					
06-TPU-6-1140	PFab 1-Line 6 - Top Floor(EL47.22m~EL54.47m) Prim ary & Seco	10	10		08-Sep-23	17-Sep-23	06-May-23	15-May-23	-125					
Mechanical Erection														
06-TPU-6-1160	PFab 1-Line 6 - Mechanical Installation - 1st Floor (Below EL20.4'	560	342		03-Mar-22 A	06-May-24	26-Mar-23	06-May-24	0					
06-TPU-6-1170	PFab 1-Line 6 - Mechanical Installation - 2nd Floor(EL20.47m~EL	412	47		08-Apr-22 A	16-Jul-23	23-Apr-23	08-Jun-23	-38					
06-TPU-6-1180	PFab 1-Line 6 - Mechanical Installation - 3rd Floor(EL26.72m~EL	60	3	95%	08-Apr-22 A	02-Jun-23	23-Apr-23	25-Apr-23	-38					
06-TPU-6-1190	PFab 1-Line 6 - Mechanical Installation - 4th Floor(EL37.72m~EL	45	8	82.22%	24-Jun-22 A	10-Jun-23	26-Apr-23	03-May-23	-38					
E&I Installation														
06-TPU-6-1250	PFab 1-Line 6 - E&I Support Installation	30	15	50%	02-Sep-22 A	14-Jun-23	23-Apr-23	07-May-23	-38					
06-TPU-6-1260	PFab 1-Line 6 - E&I Cable Ladder Erection	30	30	0%	08-Nov-22 A	16-Jul-23	10-May-23	08-Jun-23	-38					
Electrical														
06-TPU-6-1290	PFab 1-Line 6 - Electrical Heat Tracing Installation (Installation by	491	23		03-Mar-22 A	22-Jun-23	28-Mar-23	19-Apr-23	-64					
06-TPU-6-1330	PFab 1-Line 6 - MCC room installation (Installation by Yard)	80	23	71.25%	03-Mar-22 A	22-Jun-23	28-Mar-23	19-Apr-23	-64					
Insulation														
06-TPU-6-1010	PFab 1-Line 6 - Insulation	80	23	71.25%	20-May-22 A	22-Jun-23	28-Mar-23	19-Apr-23	-64					
Load out & Shipping														
06-TPU-6-1030	PFab 1-Line 6 - Load Out & ready to ship	80	23	71.25%	19-Aug-22 A	22-Jun-23	28-Mar-23	19-Apr-23	-64					
Delivery														
06-TPU-6-1340	PFab 1-Line 6 - Delivery	80	23	71.25%	03-Mar-23 A	22-Jun-23	28-Mar-23	19-Apr-23	-64					

3-Month Rolling Programme (May 2023)

- Remaining Work
- Actual Work
- Critical Remaining Work
- Milestone
- Actual Milestone
- Critical Milestone

Activity ID	Activity Name	Planned Duration	Remaining Duration	Activity % Complete	Current Start	Current Finish	Late Start	Late Finish	Total Float	M66 Remarks	2023				
											May 66	Jun 67	Jul 68	Aug 69	
Delivery		10	10		01-Sep-23	10-Sep-23	29-May-23	07-Jun-23	-95						
06-TPU-6-1340	PFab 1-Line 6 - Delivery	10	10	0%	01-Sep-23	10-Sep-23	29-May-23	07-Jun-23	-95					01-Sep-23	
Fabrication of Module (FGC)															
PFab 2 - Line 1		452	203		25-May-22 A	19-Dec-23	31-May-23	19-Dec-23	0						
E&I Installation															
Electrical															
06-FGC-1-1250	PFab 2-Line 1 - Electrical Cable Pulling and Termination	120	120	0%	29-Jul-23	25-Nov-23*	29-Jul-23	25-Nov-23	0					29-Jul-23	
06-FGC-1-1260	PFab 2-Line 1 - Electrical Equipment Installation	120	120	0%	15-Jul-23*	11-Nov-23	15-Jul-23	11-Nov-23	0					15-Jul-23*	
Instrument															
06-FGC-1-1280	PFab 2-Line 1 - Instrument Cable Pulling and Termination	120	120	0%	29-Jul-23	25-Nov-23*	29-Jul-23	25-Nov-23	0					29-Jul-23	
06-FGC-1-1290	PFab 2-Line 1 - Instrument Equipment Installation	120	120	0%	15-Jul-23	11-Nov-23	15-Jul-23	11-Nov-23	0					15-Jul-23	
06-FGC-1-1300	PFab 2-Line 1 - Instrument Tubing Installation	120	120	0%	15-Jul-23	11-Nov-23	15-Jul-23	11-Nov-23	0					15-Jul-23	
Insulation															
06-FGC-1-1130	PFab 2-Line 1 - Insulation	150	203	0%	25-May-22 A	19-Dec-23	31-May-23	19-Dec-23	0						
PFab 2 - Line 2															
E&I Installation															
Electrical															
06-FGC-2-1250	PFab 2-Line 2 - Electrical Cable Pulling and Termination	120	120	0%	29-Jul-23	26-Nov-23*	28-Jul-23	25-Nov-23	-1					29-Jul-23	
06-FGC-2-1260	PFab 2-Line 2 - Electrical Equipment Installation	120	120	0%	15-Jul-23*	12-Nov-23	14-Jul-23	11-Nov-23	-1					15-Jul-23*	
Instrument															
06-FGC-2-1280	PFab 2-Line 2 - Instrument Cable Pulling and Termination	120	120	0%	29-Jul-23	26-Nov-23*	28-Jul-23	25-Nov-23	-1					29-Jul-23	
06-FGC-2-1290	PFab 2-Line 2 - Instrument Equipment Installation	120	120	0%	15-Jul-23	12-Nov-23	14-Jul-23	11-Nov-23	-1					15-Jul-23	
06-FGC-2-1300	PFab 2-Line 2 - Instrument Tubing Installation	120	120	0%	15-Jul-23	12-Nov-23	14-Jul-23	11-Nov-23	-1					15-Jul-23	
Insulation															
06-FGC-2-1010	PFab 2-Line 2 - Insulation	203	203	0%	10-Feb-23 A	19-Dec-23	30-May-23	19-Dec-23	0						
PFab 2 - Line 3															
Mechanical Erection															
06-FGC-3-1000	PFab 2-Line 3 - 1st Floor (Below EL12.47m) (Including Silencer ID fan)	60	31	48.33%	02-Jan-22 A	30-Jun-23	14-Mar-23	13-Apr-23	-78						
06-FGC-3-1010	PFab 2-Line 3 - 2nd Floor (EL12.47~ EL23.47m) (Including Dosing system bicar)	60	30	50%	10-Mar-22 A	30-Jun-23	14-Mar-23	12-Apr-23	-78						
06-FGC-3-1020	PFab 2-Line 3 - 3rd Floor (EL23.47~ EL34.47m) (Including Ash and residue to solidification)	60	0	100%	01-Sep-22 A	30-Jun-23	12-Apr-23	12-Apr-23	-78						
06-FGC-3-1030	PFab 2-Line 3 - 4th Floor (EL34.47~ EL44.22m) (Including Urea to ammonia convertor)	50	30	40%	10-Sep-22 A	30-Jun-23	14-Mar-23	12-Apr-23	-78						
E&I Installation															
Electrical															
06-FGC-3-1270	PFab 2-Line 3 - Electrical Heat Tracing Installation (Installation by Yard)	26	15	42.31%	08-May-23 A	14-Jun-23	14-Mar-23	28-Mar-23	-78						
06-FGC-3-1310	PFab 2-Line 3 - MCC room installation (Installation by Yard)	25	15	40%	28-Apr-23 A	14-Jun-23	14-Mar-23	28-Mar-23	-78						
Load out & Shipping															
06-FGC-3-1200	PFab 2-Line 3 - Load Out & ready to ship	20	20	0%	23-Jul-23*	11-Aug-23	20-Mar-23	08-Apr-23	-125						
Delivery															
06-FGC-3-1320	PFab 2-Line 3 - Delivery	10	10	0%	12-Aug-23	21-Aug-23	09-Apr-23	18-Apr-23	-125						
PFab 2 - Line 4															
Mechanical Erection															
06-FGC-4-1040	PFab 2-Line 4 - 1st Floor (Below EL12.47m) (Including Silencer ID fan)	60	34	43.33%	24-Dec-21 A	03-Jul-23	14-Feb-23	19-Mar-23	-106						
06-FGC-4-1050	PFab 2-Line 4 - 2nd Floor (EL12.47~ EL23.47m) (Including Dosing system bicar)	60	29	51.67%	04-Feb-22 A	03-Jul-23	19-Feb-23	19-Mar-23	-106						
06-FGC-4-1060	PFab 2-Line 4 - 3rd Floor (EL23.47~ EL34.47m) (Including Ash and residue to solidification)	60	28	53.33%	11-Feb-22 A	03-Jul-23	20-Feb-23	19-Mar-23	-106						
06-FGC-4-1070	PFab 2-Line 4 - 4th Floor (EL34.47~ EL44.22m) (Including Urea to ammonia convertor)	60	29	51.67%	06-May-22 A	03-Jul-23	19-Feb-23	19-Mar-23	-106						
E&I Installation															
Electrical															
06-FGC-4-1270	PFab 2-Line 4 - Electrical Heat Tracing Installation (Installation by Yard)	26	26	0%	08-May-23 A	25-Jun-23	14-Mar-23	08-Apr-23	-78						
06-FGC-4-1310	PFab 2-Line 4 - MCC room installation (Installation by Yard)	25	25	0%	28-Apr-23 A	24-Jun-23	14-Mar-23	07-Apr-23	-78						
Load out & Shipping															
06-FGC-4-1030	PFab 2-Line 4 - Load Out & ready to ship	20	20	0%	23-Jul-23*	11-Aug-23	20-Mar-23	08-Apr-23	-125						
Delivery															
06-FGC-4-1320	PFab 2-Line 4 - Delivery	10	10	0%	12-Aug-23	21-Aug-23	09-Apr-23	18-Apr-23	-125						
PFab 2 - Line 5															
Structure Erection															
06-FGC-5-1080	PFab 2-Line 5 - 4th Floor (EL34.47~ EL44.22m) Primary & Secondary Steel Structure Erection	60	15	75%	20-May-22 A	14-Jun-23	27-Mar-23	10-Apr-23	-65						
06-FGC-5-1090	PFab 2-Line 5 - Top Floor Primary & Secondary Steel Structure Erection	60	49	18.33%	15-Apr-23 A	02-Aug-23	11-Apr-23	29-May-23	-65						
Mechanical Erection															
06-FGC-5-1000	PFab 2-Line 5 - 1st Floor (Below EL12.47m) (Including Silencer ID fan)	60	64	0%	21-Jan-22 A	02-Aug-23	27-Mar-23	29-May-23	-65						
06-FGC-5-1010	PFab 2-Line 5 - 2nd Floor (EL12.47~ EL23.47m) (Including Dosing system bicar)	60	64	0%	24-Jun-22 A	02-Aug-23	27-Mar-23	29-May-23	-65						
06-FGC-5-1020	PFab 2-Line 5 - 3rd Floor (EL23.47~ EL34.47m) (Including Ash and residue to solidification)	60	64	0%	19-Sep-22 A	02-Aug-23	27-Mar-23	29-May-23	-65						
06-FGC-5-1030	PFab 2-Line 5 - 4th Floor (EL34.47~ EL44.22m) (Including Urea to ammonia convertor)	50	5	90%	07-Oct-22 A	02-Aug-23	25-May-23	29-May-23	-65						
Piping Fabrication															
06-FGC-5-1170	PFab 2-Line 5 - Piping Fabrication	180	49	72.78%	18-Jun-21 A	18-Jul-23	27-Mar-23	14-May-23	-65						
Piping Installation															
06-FGC-5-1190	PFab 2-Line 5 - Piping Installation	66	66	0%	31-May-23*	04-Aug-23	27-Mar-23	31-May-23	-65						

3-Month Rolling Programme (May 2023)


- Remaining Work
- Actual Work
- Critical Remaining Work
- Milestone
- Actual Milestone
- Critical Milestone

Activity ID	Activity Name	Planned Duration	Remaining Duration	Activity % Complete	Current Start	Current Finish	Late Start	Late Finish	Total Float	M66 Remarks	2023			
											May 66	Jun 67	Jul 68	Aug 69
E&I Installation														
06-FGC-5-1230	PFab 2-Line 5 - E&I Support Installation	45	45	0%	14-Jun-23	04-Aug-23	10-Apr-23	31-May-23	-65					
06-FGC-5-1240	PFab 2-Line 5 - E&I Cable Ladder Erection	45	45	0%	21-Jun-23	04-Aug-23	17-Apr-23	31-May-23	-65		14-Jun-23*		28-Jul-23, PFab 2-Line 5 - E&I Support Installation	
Electrical														
06-FGC-5-1270	PFab 2-Line 5 - Electrical Heat Tracing Installation (Installation by	26	26	0%	10-Jul-23	04-Aug-23	06-May-23	31-May-23	-65					
06-FGC-5-1310	PFab 2-Line 5 - MCC room installation (Installation by Yard)	25	25	0%	11-Jul-23*	04-Aug-23	07-May-23	31-May-23	-65		10-Jul-23*		04-Aug-23, PFab 2-Line 5 - Electrical	
Insulation														
06-FGC-5-1200	PFab 2-Line 5 - Insulation	150	309	0%	30-Jun-22 A	03-Apr-24	31-May-23	03-Apr-24	0					
Load out & Shipping														
06-FGC-5-1220	PFab 2-Line 5 - Load Out & ready to ship	20	20	0%	15-Sep-23*	04-Oct-23	01-Jun-23	20-Jun-23	-106					
Delivery														
06-FGC-5-1320	PFab 2-Line 5 - Delivery	10	10	0%	05-Oct-23	14-Oct-23	21-Jun-23	30-Jun-23	-106					
PFab 2 - Line 6														
Structure Erection														
06-FGC-6-1140	PFab 2-Line 6 - 4th Floor (EL34.47- EL44.22m) Primary & Secon	60	20	66.67%	20-May-22 A	19-Jun-23	26-Mar-23	14-Apr-23	-66					
06-FGC-6-1150	PFab 2-Line 6 - Top Floor Primary & Secondary Steel Structure Eri	60	60	0%	20-Mar-23 A	18-Aug-23	15-Apr-23	13-Jun-23	-66				PFab 2-Line 6 -	
Mechanical Erection														
06-FGC-6-1170	PFab 2-Line 6 - 1st Floor (Below EL12.47m) (Including Silencer II	60	92	0%	21-Jan-22 A	30-Aug-23	26-Mar-23	25-Jun-23	-66					
06-FGC-6-1180	PFab 2-Line 6 - 2nd Floor (EL12.47- EL23.47m) (Including Dosing	60	73	0%	24-Jun-22 A	30-Aug-23	14-Apr-23	25-Jun-23	-66					
06-FGC-6-1190	PFab 2-Line 6 - 3rd Floor (EL23.47- EL34.47m) (Including Ash an	60	73	0%	08-Sep-22 A	30-Aug-23	14-Apr-23	25-Jun-23	-66					
06-FGC-6-1200	PFab 2-Line 6 - 4th Floor (EL34.47- EL44.22m) (Including Urea tc	60	60	0%	02-Jul-23*	30-Aug-23	27-Apr-23	25-Jun-23	-66		02-Jul-23*			
Piping Fabrication														
06-FGC-6-1220	PFab 2-Line 6 - Piping Fabrication	180	62	65.56%	30-Sep-21 A	31-Jul-23	26-Mar-23	26-May-23	-66				PFab 2-Line 6 - Piping Fabrication, 31-Jul-	
Piping Installation														
06-FGC-6-1000	PFab 2-Line 6 - Piping Installation	74	74	0%	31-May-23*	12-Aug-23	26-Mar-23	07-Jun-23	-66		31-May-23*		12-Aug-23, PFab 2-Line 6	
E&I Installation														
06-FGC-6-1240	PFab 2-Line 6 - E&I Support Installation	45	45	0%	15-Jun-23*	29-Jul-23	10-Apr-23	24-May-23	-66		15-Jun-23*		29-Jul-23, PFab 2-Line 6 - E&I Support Install	
06-FGC-6-1250	PFab 2-Line 6 - E&I Cable Ladder Erection	45	45	0%	22-Jun-23	05-Aug-23	17-Apr-23	31-May-23	-66		22-Jun-23		05-Aug-23, PFab 2-Line 6 - E&I Cab	
Electrical														
06-FGC-6-1280	PFab 2-Line 6 - Electrical Heat Tracing Installation (Installation by	26	26	0%	11-Jul-23	05-Aug-23	06-May-23	31-May-23	-66					
06-FGC-6-1320	PFab 2-Line 6 - MCC room installation (Installation by Yard)	25	25	0%	12-Jul-23*	05-Aug-23	07-May-23	31-May-23	-66		11-Jul-23*		05-Aug-23, PFab 2-Line 6 - Electric	
Load out & Shipping														
06-FGC-6-1040	PFab 2-Line 6 - Load Out & ready to ship	20	20	0%	15-Sep-23*	04-Oct-23	01-Jun-23	20-Jun-23	-106					
Delivery														
06-FGC-6-1330	PFab 2-Line 6 - Delivery	10	10	0%	05-Oct-23	14-Oct-23	21-Jun-23	30-Jun-23	-106					
Fabrication of Mega Steel Structure														
Fabrication of Steel Structure														
16-8530 (6E)	Fabrication of Steel Structure (BM3) & Delivery	30	2	93.33%	06-Feb-23 A	03-Jun-23	04-May-23	25-May-23	-9				Fabrication of Steel Structure (BM3) & Delivery, 01-Jun-23, 01-Jun-23, Fabrication of Steel Structure (BM3) & Delivery	
16-8550 (6E)	Fabrication of Steel Structure (FM2) & Delivery	30	4	86.67%	27-Feb-23 A	03-Jun-23	22-May-23	25-May-23	-9				Fabrication of Steel Structure (FM2) & Delivery, 03-Jun-23, 03-Jun-23, Fabrication of Steel Structure (FM2) & Delivery	
Off-site Fabrication of Turbine Modules														
Fabrication of Module (Power Island)														
Turbine Module 1														
06-4040-1(M55)	Turbine Module 1 - TBS Tower 1 Erection & Installation	45	4	91.11%	06-Jan-23 A	03-Jun-23	30-Jun-23	03-Jul-23	30				03-Jun-23, Turbine Module 1 - TBS Tower 1 Erection & Installation, Turbine Module 1 - TBS Tower 1 Erection & Installation, 03-Jun-	
06-4080(6)	Turbine Module 1 - Delivery	0	0	0%	04-Jun-23	04-Jun-23	03-Jul-23	03-Jul-23	30		04-Jun-23		04-Jun-23, Turbine Module 1 - Delivery	
Turbine Module 2														
06-4240(6)	Turbine Module 2 - TBS Tower 2 Fabrication	60	16	73.33%	20-Oct-22 A	15-Jun-23	04-Jun-23	19-Jun-23	4				15-Jun-23, Turbine Module 2 - TBS Tower 2 Fabrication, Turbine Module 2 - TBS Tower 2 Fabrication, 15-Jun-23	
06-4240-1(M55)	Turbine Module 2 - TBS Tower 2 Erection & Installation	45	30	33.33%	01-Mar-23 A	29-Jun-23	04-Jun-23	03-Jul-23	4				29-Jun-23, Turbine Module 2 - TBS Tower 2 Erection & Installation, Turbine Module 2 - TBS	
06-4280(6)	Turbine Module 2 - Delivery	33	33	0%	30-Jun-23	01-Aug-23	04-Jul-23	05-Aug-23	4			30-Jun-23	01-Aug-23, Turbine Module 2 - Delivery	
Turbine Module 3														
06-4440(6)	Turbine Module 3 - TBS Tower 3 Fabrication	60	30	50%	30-Oct-21 A	29-Jun-23	19-Jun-23	18-Jul-23	19				29-Jun-23, Turbine Module 3 - TBS Tower 3 Fabrication, Turbine Module 3 - TBS Tower 3 Fa	
06-4440-1(M55)	Turbine Module 3 - TBS Tower 3 Erection & Installation	45	30	33.33%	01-Mar-23 A	29-Jun-23	19-Jun-23	18-Jul-23	19				29-Jun-23, Turbine Module 3 - TBS Tower 3 Erection & Installation, Turbine Module 3 - TBS	
06-4480(6)	Turbine Module 3 - Delivery	33	33	0%	15-Jul-23	16-Aug-23	19-Jul-23	20-Aug-23	4			15-Jul-23	16-Aug-23, Turbine	
Procurement for ACC Units														
06-1120-1	Off-site Fabrication of ACC-2 Units	178	0	100%	28-Feb-22 A	31-May-23	15-Sep-23	15-Sep-23	108				31-May-23, Off-site Fabrication of ACC-2 Units, Off-site Fabrication of ACC-2 Units, 31-May-23	
06-1120-2	Off-site Fabrication of ACC-3 Units	178	60	66.29%	28-Feb-22 A	29-Jul-23	05-Jun-23	03-Aug-23	5				29-Jul-23, Off-site Fabrication of ACC-3 Units,	
06-1130	Factory Acceptance Test (FAT) for ACC-1	60	0	100%	28-Sep-22 A	31-May-23	21-Nov-23	21-Nov-23	175				31-May-23, Factory Acceptance Test (FAT) for ACC-1, Factory Acceptance Test (FAT) for ACC-1, 31-May-23	
06-1150	Factory Acceptance Test (FAT) for ACC-3	60	60	0%	30-Jul-23	27-Sep-23	04-Aug-23	02-Oct-23	5				30-Jul-23	
Procurement for CCCW Building Equipment														
06-1420(1)	Factory Acceptance Test (FAT)	60	56	6.67%	23-Feb-23 A	25-Jul-23	05-Oct-23	29-Nov-23	127				25-Jul-23, Factory Acceptance Test (FAT), Factory A	
Procurement for Mechanical Treatment Plant Building Plant Equipment														
06-1150-1(1)	Mechanical Equipment Material Submission and Approval	180	0	100%	30-Jun-22 A	31-May-23	07-Aug-23	07-Aug-23	69				31-May-23, Mechanical Equipment Material Submission and Approval, Mechanical Equipment Material Submission and Approval, 31-M	
06-1150-2(1)	Pipe Material Submission and Approval	180	0	100%	30-Jun-22 A	31-May-23	07-Aug-23	07-Aug-23	69				31-May-23, Pipe Material Submission and Approval, Pipe Material Submission and Approval, 31-May-23	
06-1150-3(1)	Electrical and Instrumentation Material Submission and Approval	180	0	100%	30-Jun-22 A	31-May-23	06-Sep-23	06-Sep-23	99				31-May-23, Electrical and Instrumentation Material Submission and Approval, Electrical and Instrumentation Material Submission and	
06-1160-1(1)	Mechanical Equipment Procurement (Incl. FAT)	217	63	70.97%	30-Jun-22 A	01-Aug-23	06-Jun-23	07-Aug-23	6				01-Aug-23, Mechanical Equipment Procu	
06-1160-2(1)	Pipe Material Procurement (Incl. FAT)	180	18	90%	30-Jun-22 A	17-Jun-23	21-Jul-23	07-Aug-23	51				17-Jun-23, Pipe Material Procurement (Incl. FAT), Pipe Material Procurement (Incl. FAT), 17-Jun-23	
06-1160-3(1)	Electrical and Instrumentation Material Procurement (Incl. FAT)	180	93	48.33%	08-Dec-22 A	31-Aug-23	06-Jun-23	06-Sep-23	6					

■ Remaining Work ◆ Actual Milestone
■ Actual Work ◆ Critical Milestone
■ Critical Remaining Work
◆ Milestone


Activity ID	Activity Name	Planned Duration	Remaining Duration	Activity % Complete	Current Start	Current Finish	Late Start	Late Finish	Total Float	M66 Remarks	2023										
											May 66	Jun 67	Jul 68	Aug 69							
Procurement for Wastewater Treatment Plant Equipment																					
06-1190-1(1)	Mechanical Equipment Material Submission and Approval	90	31	65.56%	23-Jun-22 A	27-Sep-23	26-Jul-23	24-Oct-23	27												
06-1190-2(1)	Pipe Material Submission and Approval	90	31	65.56%	23-Jun-22 A	30-Jun-23	26-Jul-23	25-Aug-23	56												
06-1190-3(1)	Electrical and Instrumentation Material Submission and Approval	90	31	65.56%	29-Jul-22 A	29-Jul-23	26-Jul-23	25-Aug-23	27												
06-1200-1(1)	Mechanical Equipment Procurement (Incl. FAT)	0	0	0%	31-May-23	31-May-23	25-Aug-23	25-Aug-23	87												
06-1200-2(1)	Pipe Material Procurement (Incl. FAT)	0	0	0%	31-May-23	31-May-23	25-Aug-23	25-Aug-23	87												
06-1200-3(1)	Electrical and Instrumentation Material Procurement (Incl. FAT)	0	60	0%	09-Aug-22 A	28-Aug-23	27-Jul-23	24-Sep-23	27												
06-1220	Delivery to Site	60	60	0%	30-Jul-23	27-Sep-23	26-Aug-23	24-Oct-23	27												
Procurement for Desal & Demin Plant Equipment																					
06-1230-1(1)	Mechanical Equipment Material Submission and Approval	90	30	66.67%	08-Jan-22 A	29-Jul-23	07-Jul-23	05-Aug-23	7												
06-1230-2(1)	Pipe Material Submission and Approval	90	30	66.67%	08-Jan-20 A	29-Jul-23	07-Jul-23	05-Aug-23	7												
06-1230-3(1)	Electrical and Instrumentation Material Submission and Approval	90	30	66.67%	16-Apr-20 A	29-Jun-23	07-Jul-23	05-Aug-23	37												
06-1240-1(1)	Mechanical Equipment Procurement (Incl. FAT)	60	30	50%	01-Jun-22 A	28-Aug-23	05-Sep-23	04-Oct-23	37												
06-1240-2(1)	Pipe Material Procurement (Incl. FAT)	60	60	0%	30-Jul-23	27-Sep-23	06-Aug-23	04-Oct-23	7												
06-1240-3(1)	Electrical and Instrumentation Material Procurement (Incl. FAT)	60	60	0%	30-Jul-23	27-Sep-23	06-Aug-23	04-Oct-23	7												
06-1260-1(M55)	WTP chemical storage tank Material Submission and Approval	120	1	99.17%	21-Apr-22 A	29-Jun-23	24-Feb-24	24-Feb-24	240												
06-1260-2(M55)	WTP chemical storage tank Procurement (Incl. FAT)	180	1	99.44%	22-Apr-22 A	29-Jul-23	25-Mar-24	25-Mar-24	240												
Procurement for HV Transformers and Associated Equipment																					
Procurement of Transformers & EDG																					
06-1290(1)	Factory Acceptance Test (FAT)	120	120	0%	31-May-23	27-Sep-23	11-Jul-23	07-Nov-23	41												
Procurement of Switchboard/Pannels and Cables																					
06-2090(1)	Material Submission and Approval	60	6	90%	31-May-22 A	05-Jun-23	17-Jul-23	22-Jul-23	47												
06-2100(1)	Material & Equipment Procurement	240	60	75%	31-May-22 A	04-Aug-23	23-Jul-23	20-Sep-23	47												
06-2110(1)	Factory Acceptance Test (FAT)	90	90	0%	06-Jun-23	03-Sep-23	23-Jul-23	20-Oct-23	47												
Procurement for Control SCADA Systems																					
06-1310	Scada System Procurement, Panel Assembly & Wiring	140	30	78.57%	23-May-22 A	29-Jun-23	23-Jul-23	21-Aug-23	53												
06-1330	Factory Acceptance Test (FAT)	120	120	0%	30-Jun-23	27-Oct-23	22-Aug-23	19-Dec-23	53												
Procurement for Onshore Crane at Berth																					
06-1350	Supplier Submission and Approval	60	2	96.67%	04-Dec-22 A	01-Jun-23	30-Jul-23	31-Jul-23	60												
06-1360	Material & Equipment Procurement	300	300	0%	02-Jun-23	27-Mar-24	01-Aug-23	26-May-24	60												
Procurement and Off-site Fabrication of Pipe Bridges (Incl. Pipings)																					
Fabrication of Pipe Rack (Prefab.3)																					
Pipe Rack 1																					
06-5030(6)	Pre-commissioning (FAT)	31	2	93.55%	02-Mar-23 A	01-Jun-23	20-Sep-23	21-Sep-23	112												
Pipe Rack 2																					
06-5100(6)	Pre-commissioning (FAT)	31	0	100%	02-Mar-23 A	31-May-23	21-Sep-23	21-Sep-23	114												
Pipe Rack 3																					
06-5160(6)	Piping installation	61	0	100%	17-Apr-22 A	31-May-23	21-Aug-23	21-Aug-23	83												
06-5170(6)	Pre-commissioning (FAT)	31	31	0%	31-May-23	30-Jun-23	22-Aug-23	21-Sep-23	83												
Fabrication of Pipe Bridge B																					
Pipe Bridge B Between CCCW and Turbine Hall																					
06-5300(6)	Structure Cutting, Painting & Pre-assembly	180	0	100%	15-Oct-21 A	31-May-23	05-Jun-23	05-Jun-23	6												
06-5310(6)	Erection & Fabrication	31	5	83.87%	15-Mar-23 A	04-Jun-23	06-Jun-23	10-Jun-23	6												
06-5320(6)	Piping installation	46	46	0%	05-Jun-23	20-Jul-23	11-Jun-23	26-Jul-23	6												
06-5330(6)	Pre-commissioning (FAT)	31	31	0%	21-Jul-23	20-Aug-23	27-Jul-23	26-Aug-23	6												
06-5340(6)	Load out & ready to ship	15	15	0%	21-Aug-23	04-Sep-23	27-Aug-23	10-Sep-23	6												
Pipe bridge B1 & B2 on the Roof of Turbine Hall																					
06-5370(6D)	Erection & Fabrication	31	8	74.19%	15-Mar-23 A	07-Jun-23	04-Jun-23	11-Jun-23	4												
06-5380(6D)	Piping installation	46	46	0%	08-Jun-23	23-Jul-23	12-Jun-23	27-Jul-23	4												
06-5390(6D)	Pre-commissioning (FAT)	31	31	0%	24-Jul-23	23-Aug-23	28-Jul-23	27-Aug-23	4												
06-5390-1(6D)	Load out & ready to ship	15	15	0%	24-Aug-23	07-Sep-23	28-Aug-23	11-Sep-23	4												
Fabrication of Pipe Bridge C																					
Pipe Bridge C between Turbine Hall & ACC -1																					
06-5410(6)	Erection & Fabrication	61	15	75.41%	23-Feb-23 A	14-Jun-23	04-Jun-23	18-Jun-23	4												
06-5420(6)	Piping installation	40	40	0%	15-Jun-23	24-Jul-23	19-Jun-23	28-Jul-23	4												
06-5430(6)	Pipe Bridge C - ACC-1 Pre-commissioning (FAT)	30	30	0%	25-Jul-23	23-Aug-23	29-Jul-23	27-Aug-23	4												
Pipe Bridge C between Turbine Hall & ACC -2																					
06-5450(6)	Erection & Fabrication	61	15	75.41%	23-Feb-23 A	14-Jun-23	04-Jun-23	18-Jun-23	4												
06-5460(6)	Piping installation	40	40	0%	15-Jun-23	24-Jul-23	19-Jun-23	28-Jul-23	4												
06-5470(6)	Pipe Bridge C - ACC-2 Pre-commissioning (FAT)	30	30	0%	25-Jul-23	23-Aug-23	29-Jul-23	27-Aug-23	4												
Pipe Bridge C between Turbine Hall & ACC -3																					
06-5490(6)	Erection & Fabrication	61	15	75.41%	23-Feb-23 A	14-Jun-23	04-Jun-23	18-Jun-23	4												
06-5500(6)	Piping installation	40	40	0%	15-Jun-23	24-Jul-23	19-Jun-23	28-Jul-23	4												
06-5510(6)	Pipe Bridge C - ACC-3 Pre-commissioning (FAT)	30	30	0%	25-Jul-23	23-Aug-23	29-Jul-23	27-Aug-23	4												
06-5520(6)	ACC-1 to 3 Load out & ready to ship	7	7	0%	24-Aug-23	30-Aug-23	28-Aug-23	03-Sep-23	4												
Procurement for LV Electrical System for On-site Installation																					

3-Month Rolling Programme (May 2023)



Activity ID	Activity Name	Planned Duration	Remaining Duration	Activity % Complete	Current Start	Current Finish	Late Start	Late Finish	Total Float	M66 Remarks	2023			
											May 66	Jun 67	Jul 68	Aug 69
06-1440	Material & Equipment Procurement	180	30	83.33%	01-Mar-22 A	27-Sep-23	05-Jun-24	04-Jul-24	281					
Procurement for Ventilation and Odor Treatment System														
06-1470(1)	Material Submission and Approval	60	60	0%	04-May-23 A	29-Jul-23	03-Jun-23	08-Sep-23	41					
06-1820(6C)	Material Submission & Equipment Procurement (for IWMF Subst)	60	30	50%	04-May-23 A	29-Jun-23	03-Jun-23	02-Jul-23	3					
06-1820-1(6C)	Delivery to Site	60	60	0%	31-May-23	29-Jul-23	03-Jun-23	01-Aug-23	3					
Procurement for Fire Services System														
IWMF Substation														
06-1810(6)	Material Submission & Equipment Procurement (For IWMF Subs	120	0	100%	31-May-22 A	31-May-23	30-May-23	30-May-23	0					
06-1820(6)	Factory Acceptance Test (FAT)	90	0	100%	01-Jan-23 A	31-May-23	30-May-23	30-May-23	0					
06-1830(6)	Delivery to Site	30	0	100%	08-May-23 A	07-Jun-23	06-Jun-23	06-Jun-23	0					
Procurement for Drainage System														
06-1620-1(6C)	Material Submission & Equipment Procurement (for IWMF Subst)	60	30	50%	19-May-23 A	29-Jun-23	18-Jun-23	17-Jul-23	18					
06-1620-2(6C)	Delivery to Site	30	30	0%	15-Jun-23	14-Jul-23	03-Jul-23	01-Aug-23	18					
Procurement for Lighting System														
06-1630	Material Submission and Approval	30	30	0%	31-May-23	29-Jun-23	23-Jun-23	22-Jul-23	23					
06-1640	Material & Equipment Procurement	90	90	0%	30-Jun-23	27-Sep-23	23-Jul-23	20-Oct-23	23					
06-1650	Factory Acceptance Test (FAT)	90	90	0%	15-Jul-23	12-Oct-23	07-Aug-23	04-Nov-23	23					
Procurement for Crange Equipment														
Waste Crane														
06-1720	Material & Equipment Procurement	180	0	100%	02-Aug-21 A	31-May-23	12-Sep-23	12-Sep-23	105					
Ash Crane														
06-1830	Material & Equipment Procurement	180	0	100%	11-Aug-21 A	31-May-23	13-Oct-23	13-Oct-23	136					
Shredder														
06-1870	Material & Equipment Procurement	260	30	0%	27-May-22 A	29-Jun-23	14-Aug-23	13-Sep-23	76					
06-1880	Manufacture and Factory Acceptance Test (FAT)	85	0	100%	27-May-22 A	31-May-23	14-Aug-23	14-Aug-23	76					
EOTC														
06-1910	Material & Equipment Procurement	242	26	0%	19-Apr-22 A	25-Jun-23	15-Jul-23	10-Aug-23	46					
06-1920	Factory Acceptance Test (FAT)	180	8	95.56%	19-Apr-22 A	07-Jun-23	15-Jul-23	23-Jul-23	46					
06-1920	Factory Acceptance Test (FAT)	150	26	82.67%	11-Oct-22 A	25-Jun-23	15-Jul-23	10-Aug-23	46					
06-1940(M54)	EOTC Delivery to Site Batch 1	0	0	0%	31-May-23	31-May-23	15-Jul-23	15-Jul-23	46					
Holist System														
06-8310(M57)	Material & Equipment Procurement	120	120	0%	31-May-23	27-Sep-23	11-Jun-23	08-Oct-23	11					
06-8320(M57)	Manufacture and Factory Acceptance Test (FAT)	90	90	0%	31-May-23	28-Aug-23	11-Jun-23	08-Sep-23	11					
06-8320(M57)	Manufacture and Factory Acceptance Test (FAT)	90	90	0%	30-Jun-23	27-Sep-23	11-Jul-23	08-Oct-23	11					
Procurement for Soft Landscape Materials														
06-1790	Material Submission and Approval	510	510	0%	24-Jun-23	14-Nov-24	24-Jun-23	14-Nov-24	0					
06-1800	Material Procurement & Nursery	60	60	0%	24-Jun-23	22-Aug-23	24-Jun-23	22-Aug-23	0					
06-1800	Material Procurement & Nursery	450	450	0%	23-Aug-23	14-Nov-24	23-Aug-23	14-Nov-24	0					
Procurement for Air Quality Monitoring Station Equipment														
06-2160(1)	Material Procurement	184	33	0%	31-Dec-22 A	02-Jul-23	30-Apr-23	01-Jun-23	-31					
06-2200(1)	Delivery to Site	150	3	98%	31-Dec-22 A	02-Jun-23	30-Apr-23	02-May-23	-31					
06-2200(1)	Delivery to Site	30	30	0%	03-Jun-23	02-Jul-23	03-May-23	01-Jun-23	-31					
Procurement for Air Compressor Equipment														
06-1890(1)	Factory Acceptance Test (FAT)	16	0	100%	09-Aug-22 A	31-May-23	02-Nov-23	02-Nov-23	156					
Procurement for Weighbridge System														
06-2220(1)	Material & Equipment Procurement	90	90	0%	01-Aug-23	29-Oct-23	02-Aug-23	30-Oct-23	1					
Procurement for Pipes and Insulation for on site installations														
06-2250(1)	Material Submission and Approval	429	64	0%	31-May-22 A	02-Aug-23	23-Jul-23	24-Sep-23	53					
06-2260(1)	Material & Equipment Procurement	60	4	93.33%	31-May-22 A	03-Jun-23	23-Jul-23	26-Jul-23	53					
06-2270(1)	Delivery to Site	120	15	87.5%	01-Jun-22 A	03-Jul-23	11-Aug-23	25-Aug-23	53					
06-2270(1)	Delivery to Site	30	30	0%	04-Jul-23	02-Aug-23	26-Aug-23	24-Sep-23	53					
Procurement for Building Finishes Materials (Doors, windows and louvers i.e...)														
06-8030(6)20	Reception Pavilion - Material Submission, Procurement, FAT and	355	355	0%	05-Jun-23	24-May-24	03-Jul-23	01-Jun-24	8					
06-8030(6)70	IWMF Substation - Material Submission, Procurement, FAT and C	300	300	0%	30-Jul-23	24-May-24	07-Aug-23	01-Jun-24	8					
06-8030(6)70	IWMF Substation - Material Submission, Procurement, FAT and C	90	90	0%	05-Jun-23	02-Sep-23	03-Jul-23	30-Sep-23	28					
Off-site Precasting of Facade Panels														
06-8040(6D)	Procurement of Precast Concrete Wall Panel Moulding & Fabricati	212	120	0%	14-Feb-23 A	27-Sep-23	31-May-23	28-Sep-23	1					
06-8040(6D)	Procurement of Precast Concrete Wall Panel Moulding & Fabricati	60	0	100%	14-Feb-23 A	31-May-23	31-May-23	31-May-23	1					
IWMF Substation														
06-8070(6D)	Precasting of Concrete Panels	120	120	0%	31-May-23	27-Sep-23	01-Jun-23	28-Sep-23	1					
06-8080(6D)	Factory Acceptance Test (FAT)	60	60	0%	31-May-23	29-Jul-23	01-Jun-23	30-Jul-23	1					
06-8090(6D)	Delivery to Site	60	60	0%	30-Jun-23	28-Aug-23	01-Jul-23	29-Aug-23	1					
06-8090(6D)	Delivery to Site	30	30	0%	29-Aug-23	27-Sep-23	30-Aug-23	28-Sep-23	1					
Procurement for Marine Vessels & Vehicles														
06-8200(6D)10	Material Submission and Approval	180	180	0%	01-Jun-23	27-Nov-23	29-Jun-23	25-Dec-23	28					
06-8210-1(6D)	Material & Equipment Procurement	30	30	0%	01-Jun-23	30-Jun-23	29-Jun-23	28-Jul-23	28					
06-8210-1(6D)	Material & Equipment Procurement	150	150	0%	01-Jul-23	27-Nov-23	29-Jul-23	25-Dec-23	28					
Procurement for IWMF Equipments for BS Works														
06-8310(6E)	Material & Equipment Procurement	90	55	0%	11-Apr-23 A	28-Jul-23	08-Jun-23	01-Aug-23	4					
06-8320(6E)	Factory Acceptance Test (FAT)	60	3	95%	11-Apr-23 A	06-Jun-23	08-Jun-23	10-Jun-23	4					
06-8330(6E)	Delivery to Site	40	40	0%	04-Jun-23	13-Jul-23	08-Jun-23	17-Jul-23	4					
06-8330(6E)	Delivery to Site	30	30	0%	29-Jun-23	28-Jul-23	03-Jul-23	01-Aug-23	4					
Delivery of Cast-in pipes, Fittings and Anchor Bolts for Structures (if applicable)														
04-1805(6F)	Wastewater Treatment Plant (30d)	135	135	0%	31-May-23	13-Oct-23	12-May-23	21-Aug-23	-53					
04-1830(6F)	Chimney (30d)	0	0	0%	31-May-23		19-Jul-23		49					
04-1840(6F)	Mechanical Treatment Plant & Water Treatment Plant (90d)	0	0	0%	13-Oct-23		21-Aug-23		-53					
04-1840(6F)	Mechanical Treatment Plant & Water Treatment Plant (90d)	0	0	0%	31-May-23		23-May-23		-8					

3-Month Rolling Programme (May 2023)



Activity ID	Activity Name	Planned Duration	Remaining Duration	Activity % Complete	Current Start	Current Finish	Late Start	Late Finish	Total Float	M&E Remarks	2023			
											May 66	Jun 67	Jul 68	Aug 69
Process Building - Boiler & Flue Gas Treatment Bid Structure														
Steel Structure														
Boiler Building Steel Structure														
Process Building (Module 2) Steel Structure Erection														
10-1680	Roof Cladding Installation	60	60	0%	31-May-23	29-Jul-23	11-Mar-23	09-May-23	-81		31-May-23	29-Jul-23, Roof Cladding Installation		
Process Building (Module 3) Process Building Steel Structure Erection														
10-1690	Erection of Mega Columns (2nos @30d /column /gang x 2)	30	3	90%	20-Apr-23 A	02-Jun-23	06-May-23	08-May-23	-25		Erection of Mega Columns (2nos @30d /column /gang x 2), 02-Jun-23, 02-Jun-23, Erection of Mega Columns (2nos @30d /column			
10-1700	Steel Roof Truss Ground Assembly Works	30	3	90%	20-Apr-23 A	04-Jun-23	06-May-23	08-May-23	-27		Steel Roof Truss Ground Assembly Works, 04-Jun-23, 04-Jun-23, Steel Roof Truss Ground Assembly Works			
10-1710	Steel Roof Truss Lifting (BM3)	14	1	92.86%	22-Apr-23 A	05-Jun-23	09-May-23	09-May-23	-27		Steel Roof Truss Lifting (BM3), 05-Jun-23, 05-Jun-23, Steel Roof Truss Lifting (BM3)			
10-1720	Roof Cladding Installation	60	60	0%	30-Jul-23	27-Sep-23	10-May-23	08-Jul-23	-81		30-Jul-23			
Flue Gas Treatment Bid Steel Structure														
Process Building (Module 1) Steel Structure Erection														
10-1750	Steel Roof Truss Lifting (FM1)	14	14	0%	31-May-23	13-Jun-23	30-Jul-23	12-Aug-23	60		31-May-23	13-Jun-23, Steel Roof Truss Lifting (FM1)		
10-1760	Roof Cladding Installation	30	30	0%	14-Jun-23	13-Jul-23	13-Aug-23	11-Sep-23	60		14-Jun-23	13-Jul-23, Roof Cladding Installation		
Process Building (Module 3) Steel Structure Erection														
10-1810	Erection of Mega Columns (1nos @30d /column /gang x 1)	30	30	0%	04-Jun-23	03-Jul-23	26-May-23	24-Jun-23	-9		04-Jun-23	03-Jul-23, Erection of Mega Columns (1nos @30d /column /gang x 1)		
10-1820	Steel Roof Truss Ground Assembly Works	30	30	0%	16-Jun-23	15-Jul-23	26-May-23	24-Jun-23	-21		16-Jun-23	15-Jul-23, Steel Roof Truss Ground Assembly Works		
10-1830	Steel Roof Truss Lifting (FM3)	14	14	0%	12-Oct-23	25-Oct-23	25-Jun-23	08-Jul-23	-109					
10-1840	Roof Cladding Installation	30	30	0%	11-Nov-23	10-Dec-23	09-Jul-23	07-Aug-23	-125					
10-1900	Facade Structural Frame Installation at Module 3	60	60	0%	11-Dec-23	08-Feb-24	08-Aug-23	06-Oct-23	-125					
Turbine Hall Bid Structure														
Turbine Hall Electrical Bid														
10-1910	Slab to +6.0mPD	14	19	0%	14-Feb-23 A	18-Jun-23	07-Jun-23	25-Jun-23	7		18-Jun-23, Slab to +6.0mPD, Slab to +6.0mPD, 18-Jun-23			
10-1920	Column & Wall to +15.0mPD	10	10	0%	19-Jun-23	28-Jun-23	26-Jun-23	05-Jul-23	7		19-Jun-23	28-Jun-23, Column & Wall to +15.0mPD		
10-1930	Beam & Slab to +15.0mPD	10	10	0%	29-Jun-23	08-Jul-23	06-Jul-23	15-Jul-23	7		29-Jun-23	08-Jul-23, Beam & Slab to +15.0mPD		
10-1940	Column & Wall to +19.5mPD	10	10	0%	09-Jul-23	18-Jul-23	16-Jul-23	25-Jul-23	7		09-Jul-23	18-Jul-23, Column & Wall to +19.5mPD		
10-1950	Beam & Slab to +19.5mPD	10	10	0%	19-Jul-23	28-Jul-23	26-Jul-23	04-Aug-23	7		19-Jul-23	28-Jul-23, Beam & Slab to +19.5mPD		
10-1960	Column & Wall to +23.5mPD	10	10	0%	29-Jul-23	07-Aug-23	05-Aug-23	14-Aug-23	7		29-Jul-23	07-Aug-23, Column & Wall to +23.5mPD		
10-1970	Beam & Slab to +23.5mPD	10	10	0%	11-Aug-23	20-Aug-23	18-Aug-23	27-Aug-23	7		11-Aug-23	20-Aug-23, Beam & Slab to +23.5mPD		
10-1980	Column & Wall to +28.0mPD	10	10	0%	21-Aug-23	30-Aug-23	28-Aug-23	06-Sep-23	7		21-Aug-23	30-Aug-23, Column & Wall to +28.0mPD		
Turbine Hall TBS1														
10-2310	Column & Wall to +15.0mPD & +23.5mPD	30	30	0%	26-May-23 A	29-Jun-23	26-May-23 A	24-Jun-23	-5		26-May-23 A, 26-May-23 A	29-Jun-23, Column & Wall to +15.0mPD & +23.5mPD, 29-Jun-23, 29-Jun-23, Column & Wall to +15.0mPD		
10-2320	Beam & Slab to +28.0mPD	21	21	0%	30-Jun-23	20-Jul-23	25-Jun-23	15-Jul-23	-5		30-Jun-23	20-Jul-23, Beam & Slab to +28.0mPD		
STG Foundation (PC1)														
10-1990-1(M58)	STG Foundation construction and install anchor bolts @ +9.5	21	21	0%	31-May-23	20-Jun-23	09-Jul-23	29-Jul-23	39		31-May-23	20-Jun-23, STG Foundation construction and install anchor bolts @ +9.5		
10-1990-2(M58)	STG Foundation construction and install anchor bolts @ +10.77	10	10	0%	21-Jun-23	30-Jun-23	30-Jun-23	08-Aug-23	39		21-Jun-23	30-Jun-23, STG Foundation construction and install anchor bolts @ +10.77		
Turbine Hall TBS2 & 3														
10-2000	Ground Beam and Slab to +6.0mPD and install anchor bolts & Fio	30	30	0%	19-Sep-23	18-Oct-23	16-May-23	14-Jun-23	-126					
10-2010	Column & Wall to +15.0mPD & +23.5mPD	35	35	0%	19-Oct-23	22-Nov-23	15-Jun-23	19-Jul-23	-126					
10-2020	Beam & Slab to +28.0mPD	30	30	0%	17-Nov-23	16-Dec-23	14-Jul-23	12-Aug-23	-126					
STG Foundation (PC2)														
10-1990-3(M58)	STG Foundation construction and install anchor bolts @ +9.5	21	21	0%	05-Sep-23	25-Sep-23	18-Jul-23	07-Aug-23	-49		05-Sep-23			
10-1990-4(M58)	STG Foundation construction and install anchor bolts @ +10.77	10	10	0%	26-Sep-23	05-Oct-23	08-Aug-23	17-Aug-23	-49					
STG Foundation (PC3)														
10-1990-5(M58)	STG Foundation construction and install anchor bolts @ +9.5	21	21	0%	05-Sep-23	25-Sep-23	20-Jul-23	19-Aug-23	-47		05-Sep-23			
10-1990-6(M58)	STG Foundation construction and install anchor bolts @ +10.77	10	10	0%	26-Sep-23	05-Oct-23	10-Aug-23	19-Aug-23	-47					
Compressor & CCW Bid Structure														
10-2030	Slab to +6.5mPD & install anchor bolts	21	21	0%	16-Jul-23	05-Aug-23	09-Aug-23	29-Aug-23	24		16-Jul-23	05-Aug-23, Slab to +6.5mPD & install anchor bolts		
10-2040	Column & Wall to +14.0mPD	21	21	0%	30-Jul-23	19-Aug-23	23-Aug-23	12-Sep-23	24		30-Jul-23	19-Aug-23, Column & Wall to +14.0mPD		
Chimney Structure														
10-2059	Excavation to Formation Level and Install Tower Crane	60	60	0%	13-Sep-23	11-Nov-23	22-Jul-23	19-Sep-23	-53	Extracted Activity				
Mechanical Treatment Plant Bid Structure														
10-2090	Ground Slab @+6.5mPD	21	21	0%	09-Aug-23	29-Aug-23	15-Jul-23	04-Aug-23	-25		09-Aug-23			
10-2095	Column & Wall to +13.5mPD	21	21	0%	30-Aug-23	19-Sep-23	05-Aug-23	25-Aug-23	-25		30-Aug-23			
10-2096	1/F Slab @+13.5mPD	21	21	0%	20-Sep-23	10-Oct-23	26-Aug-23	15-Sep-23	-25					
Water Treatment Plant Bid Structure														
10-2300(6F)	WTP Lower Ground Slab @+3.9mPD	21	21	0%	29-Aug-23	18-Sep-23	21-Aug-23	10-Sep-23	-8		29-Aug-23			
IWMF Substation Structure														
10-2170	Ground Slab and Beam to +6mPD	21	7	66.67%	31-Mar-23 A	06-Jun-23	13-May-23	19-May-23	-18		Ground Slab and Beam to +6mPD, 06-Jun-23, 06-Jun-23, Ground Slab and Beam to +6mPD			
10-2180	Column, wall, beam and Slab to +9.0mPD	21	18	14.29%	16-May-23 A	24-Jun-23	20-May-23	06-Jun-23	-18		23 A, 16-May-23 A	24-Jun-23, Column, wall, beam and Slab to +9.0mPD, 24-Jun-23, 24-Jun-23, Column, wall, beam and Slab to +9.0mPD		
10-2190	Column, wall, beam and Roof Slab to +15.0mPD	21	21	0%	25-Jun-23	15-Jul-23	12-Jul-23	01-Aug-23	17		25-Jun-23	15-Jul-23, Column, wall, beam and Roof Slab to +15.0mPD		
10-2200	Parapet and Structures above +15.0mPD	21	21	0%	16-Jul-23	05-Aug-23	15-Aug-23	04-Sep-23	30		16-Jul-23	05-Aug-23, Parapet and Structures above +15.0mPD		
Elevated Drive Way and Associated Structures														
Elevated Drive Way RSU to RSAF (99m)														
10-2360(M57)	G/F Base Slab	45	45	0%	29-Aug-23	12-Oct-23	10-Aug-23	23-Sep-23	-19		29-Aug-23			
Architectural Builders Works & Finishes														

3-Month Rolling Programme (May 2023)

■ Remaining Work ◆ Actual Milestone
■ Actual Work ◆ Critical Milestone
■ Critical Remaining Work
◆ Milestone

Activity ID	Activity Name	Planned Duration	Remaining Duration	Activity % Complete	Current Start	Current Finish	Late Start	Late Finish	Total Float	M66 Remarks	2023										
											May 66	Jun 67	Jul 68	Aug 69							
IWMF Substation AB WF Works																					
11-1350	Metal Railings, Platforms, Gartings, Cable trench covers Installati	90	90	0%	16-Jul-23	13-Oct-23	27-Jul-23	30-Oct-23	17												
11-1360	Internal Wall and Floor Finishes	90	90	0%	16-Jul-23	13-Oct-23	02-Aug-23	30-Oct-23	17												
11-1560-1(M63)	Facade Structural Frame Installation	64	64	0%	25-Jul-23	26-Sep-23	27-Jul-23	28-Sep-23	2												
Building Services Installation																					
IWMF Substation BS Works																					
12-1470	Plumbing & Drainage System	120	120	0%	16-Jul-23	12-Nov-23	02-Aug-23	29-Nov-23	17												
12-1480	MVAC System	120	120	0%	30-Jul-23	26-Nov-23	02-Aug-23	29-Nov-23	3												
12-1490	Fire Service System	120	120	0%	25-Jun-23	22-Oct-23	07-Jun-23	04-Oct-23	-18												
12-1500	Electrical and Lighting System	120	120	0%	29-Jul-23	25-Nov-23	02-Aug-23	29-Nov-23	4												
Process Equipment Installation																					
Process Building - Waste Bunker & Tipping Hall Bid Process Equipment Install																					
Piping and Instrument Installation and Connection Works																					
Process Building (Module 1)																					
12-3000(6F)	Embedded Piping Installation	180	180	0%	31-May-23	26-Nov-23	07-Jul-23	02-Jan-24	37												
Process Building (Module 2)																					
12-3040(6F)	Embedded Piping Installation	180	180	0%	31-May-23	26-Nov-23	13-Aug-23	08-Feb-24	74												
Process Building (Module 3)																					
12-3080(6F)	Embedded Piping Installation	180	180	0%	17-Jun-23	13-Dec-23	20-Aug-23	15-Feb-24	64												
Process Building (WWTP)																					
12-3120(6F)	Delivery of Embedded Piping above +2 to +10mPd (30days)	0	0	0%	31-May-23	29-Jul-23	18-Jul-23	06-Oct-23	69												
12-3140(6F)	Delivery of Embedded Piping above +10.1 to +12.5mPd (30days)	0	0	0%	31-May-23	29-Jul-23	15-Jun-23	22-Jul-23	37												
12-3160(6F)	Piping Installation Works	60	60	0%	31-May-23	29-Jul-23	08-Aug-23	06-Oct-23	69												
Process Building (WWTP)																					
13-1010-1(6)	WWTP Piping and instrument installation	145	145	0%	31-May-23	29-Oct-23	08-Aug-23	06-Jan-24	69												
13-1010-2(6)	WWTP Electrical Equipment installation & Cable pulling and term	145	145	0%	07-Jun-23	29-Oct-23	15-Aug-23	06-Jan-24	69												
Process Building - Boiler House & Flue Gas Treatment Bid Process Equipment																					
Process Building (Installation TPU Module)																					
TPU Train 1																					
13-1035(M63)-2	TPU-1 Welding to Base Plate	20	20	0%	31-May-23	17-Oct-23	17-Jun-23	03-Nov-23	17												
13-1040	Boiler Condition Check and Repair	70	70	0%	31-May-23	08-Aug-23	27-Jul-23	04-Oct-23	57												
13-1050	Remaining Equipment Installation at GL	120	120	0%	20-Jun-23	17-Oct-23	07-Jul-23	03-Nov-23	17												
TPU Train 2																					
13-1125(M63)-2	TPU-2 Welding to Base Plate	20	20	0%	31-May-23	19-Jun-23	17-Jun-23	06-Jul-23	17												
13-1130	Boiler Condition Check and Repair	70	70	0%	31-May-23	08-Aug-23	27-Jul-23	04-Oct-23	57												
13-1140	Remaining Equipment Installation at GL	120	120	0%	20-Jun-23	17-Oct-23	07-Jul-23	03-Nov-23	17												
TPU Train 3																					
13-1210	Delivery, inspection and Transport Boiler Train to Position by SPMT	10	10	0%	28-Jun-23	09-Dec-23	22-Feb-23	09-Dec-23	0												
13-1215(M63)-1	Removal of Temporary Steel from Prefab from TPU-3	14	14	0%	08-Jul-23	21-Jul-23	13-Mar-23	26-Mar-23	-117												
13-1215(M63)-2	TPU-3 Welding to Base Plate	20	20	0%	22-Jul-23	10-Aug-23	22-Jul-23	10-Aug-23	0												
13-1230	Remaining Equipment Installation at GL	121	121	0%	11-Aug-23	09-Dec-23	11-Aug-23	09-Dec-23	0												
TPU Train 4																					
13-1300	Delivery, inspection and Transport Boiler Train to Position by SPMT	10	10	0%	21-Jul-23	30-Jul-23	17-Mar-23	26-Mar-23	-126												
13-1305(M63)-1	Removal of Temporary Steel from Prefab TPU-4	8	8	0%	31-Jul-23	07-Aug-23	01-Apr-23	08-Apr-23	-121												
13-1305(M63)-2	TPU-4 Welding to Base Plate	20	20	0%	08-Aug-23	27-Aug-23	24-Jul-23	12-Aug-23	-15												
13-1320	Remaining Equipment Installation at GL	120	120	0%	28-Aug-23	25-Dec-23	13-Aug-23	10-Dec-23	-15												
TPU Train 5																					
13-1390	Delivery, inspection and Transport Boiler Train to Position by SPMT (TPU Train 5)	10	10	0%	08-Sep-23	17-Sep-23	06-May-23	15-May-23	-125	Revised delivery sequence											
13-1395(M63)-1	Removal of Temporary Steel from Prefab from TPU-5	8	8	0%	18-Sep-23	25-Sep-23	31-May-23	07-Jun-23	-110												
13-1395(M63)-2	TPU-5 Welding to Base Plate	20	20	0%	26-Sep-23	15-Oct-23	08-Aug-23	27-Aug-23	-49												
13-1410	Remaining Equipment Installation at GL	120	120	0%	16-Oct-23	12-Feb-24	28-Aug-23	25-Dec-23	-49												
TPU Train 6																					
13-1480	Delivery, inspection and Transport Boiler Train to Position by SPMT (TPU Train 6)	10	10	0%	01-Oct-23	10-Oct-23	29-May-23	07-Jun-23	-125	Revised delivery sequence											
13-1485(M63)-1	Removal of Temporary Steel from Prefab from TPU-6	8	8	0%	11-Oct-23	18-Oct-23	13-Jun-23	20-Jun-23	-120												
13-1485(M63)-2	TPU-6 Welding to Base Plate	20	20	0%	19-Oct-23	07-Nov-23	11-Jul-23	30-Jul-23	-100												
13-1490	Boiler Condition Check and Repair	70	70	0%	11-Oct-23	19-Dec-23	05-Aug-23	13-Oct-23	-67												
13-1500	Remaining Equipment Installation at GL	120	120	0%	08-Nov-23	06-Mar-24	31-Jul-23	27-Nov-23	-100												
Process Building (Installation of Flue Gas Module)																					
FGC Train 3																					
13-1710	Delivery, inspection and Transport Flue Gas Train to Position by Sf	10	10	0%	13-Aug-23	22-Aug-23	09-Apr-23	18-Apr-23	-126												
FGC Train 4																					
13-1780	Delivery, inspection and Transport Flue Gas Train to Position by Sf	10	10	0%	13-Aug-23	22-Aug-23	09-Apr-23	18-Apr-23	-126												
FGC Train 5																					
13-1850	Delivery, inspection and Transport Flue Gas Train to Position by Sf	10	10	0%	24-Oct-23	02-Nov-23	21-Jun-23	30-Jun-23	-125												

3-Month Rolling Programme (May 2023)

- Remaining Work
- Actual Work
- Critical Remaining Work
- ◆ Milestone
- ◆ Actual Milestone
- ◆ Critical Milestone

Activity ID	Activity Name	Planned Duration	Remaining Duration	Activity % Complete	Current Start	Current Finish	Late Start	Late Finish	Total Float	M66 Remarks	2023			
											May 66	Jun 67	Jul 68	Aug 69
FGC Train 6														
13-1920	Delivery, inspection and Transport Flue Gas Train to Position by Sf	10	10	0%	24-Oct-23	02-Nov-23	21-Jun-23	30-Jun-23	-125					
Turbine Hall Bld Equipment Installation														
Turbine Hall Module 1 Installation														
13-2119(11)	STG Module 1 Delivery	0	0	0%		22-Jul-23		15-Aug-23	24				◆ STG Module 1 Delivery,	
13-2120	STG Module 1 Installation	22	22	0%	21-Aug-23	11-Sep-23	16-Aug-23	06-Sep-23	-5				21-Aug-23	
13-2160(6)	Install Maintenance Girder & Crane at Module 1 @+22.247mPd	30	30	0%	21-Jul-23	19-Aug-23	16-Jul-23	14-Aug-23	-5				21-Jul-23	
Turbine Hall Module 2 Installation														
13-2169(11)	STG Module 2 Delivery	0	0	0%		18-Dec-23		17-Aug-23	-123					
13-2170	STG Module 2 Installation	21	21	0%	19-Dec-23	08-Jan-24	18-Aug-23	07-Sep-23	-123					
13-2210(6)	Install Maintenance Girder & Crane at Module 2 @+22.247mPd	30	30	0%	17-Dec-23	15-Jan-24	13-Aug-23	11-Sep-23	-126					
Turbine Hall Module 3 Installation														
13-2219(11)	STG Module 3 Delivery	0	0	0%		23-Dec-23		19-Aug-23	-126					
13-2220	STG Module 3 Installation	21	21	0%	24-Dec-23	13-Jan-24	20-Aug-23	09-Sep-23	-126					
13-2260(6)	Install Maintenance Girder & Crane at Module 3 @+22.247mPd	30	30	0%	19-Dec-23	17-Jan-24	15-Aug-23	13-Sep-23	-126					
Landscape, External Road and Drains Works														
Underground Utilities Works														
Underground Utility Systems & Cables														
14-1050	Cable Ducting and Landing Jointing bay for CLP Transmission Sys	90	90	0%	31-May-23	28-Aug-23*	04-Jul-23	01-Oct-23	34					
Drainage Works														
Box Culvert														
East Culvert (3.5m x 2.5m x 118m)														
14-2000	Excavation to Formation	60	60	0%	11-Jun-23	09-Aug-23	22-Jun-23	20-Aug-23	11					
14-2010	Construction of Box Culvert (118m, 1.7m/d)	70	70	0%	15-May-23 A	19-Aug-23	22-Jun-23	30-Aug-23	11					
Earthing System														
16-1900-2(6)	Installation of Ground Earthing Mesh	180	90	50%	28-Apr-22 A	28-Aug-23	09-Mar-24	06-Jun-24	283					

3-Month Rolling Programme (May 2023)

Remaining Work ◆ Actual Milestone
 Actual Work ◆ Critical Milestone
 Critical Remaining Work
 Milestone

Appendix B Summary of Implementation Status of Environmental Mitigation

Appendix B

Table B.1 Implementation Schedule for Air Quality Measures for the IWMF at the artificial island near SKC

EIA Ref	Environmental Protection Measures / Mitigation Measures	Location / Timing	Implementation Agent	Implementation Stages*				Relevant Legislation and Guidelines	Implementation Status and Remarks
				Des	C	O	Dec		
S3b.8.1	<p><u>Air Pollution Control (Construction Dust) Regulation & Good Site Practices</u></p> <ul style="list-style-type: none"> • Use of regular watering, with complete coverage, to reduce dust emissions from exposed site surfaces and unpaved roads, particularly during dry weather. • Use of frequent watering for particularly dusty construction areas and areas close to ASRs. • Side enclosure and covering of any aggregate or dusty material storage piles to reduce emissions. Where this is not practicable owing to frequent usage, watering shall be applied to aggregate fines. • Open stockpiles shall be avoided or covered. Where possible, prevent placing dusty material storage piles near ASRs. • Tarpaulin covering of all dusty vehicle loads transported to, from and between site locations. • Establishment and use of vehicle wheel and body washing facilities at the exit points of the site. • Provision of wind shield and dust extraction units or similar dust mitigation measures at the loading 	Work site / During the construction period	Contractor		✓			<p>Air Pollution Control (Construction Dust) Regulation</p> <p>Deficiency of Mitigation Measures but rectified by the Contractor</p> <p>N/A for dust control measures for transportation outside site boundary</p>	

EIA Ref	Environmental Protection Measures / Mitigation Measures	Location / Timing	Implementation Agent	Implementation Stages*				Relevant Legislation and Guidelines	Implementation Status and Remarks
				Des	C	O	Dec		
	<p>points, and use of water sprinklers at the loading area where dust generation is likely during the loading process of loose material, particularly in dry seasons/ periods.</p> <ul style="list-style-type: none"> • Imposition of speed controls for vehicles on unpaved site roads. Ten kilometers per hour is the recommended limit. • Where possible, routing of vehicles and positioning of construction plant should be at the maximum possible distance from ASRs • Instigation of an environmental monitoring and auditing program to monitor the construction process in order to enforce controls and modify method of work if dusty conditions arise. 								
S3b.6.3	<p><u>Odour Removal by Deodorizers</u></p> <ul style="list-style-type: none"> • Deodorizers with 95% odour removal efficiency would be installed for the air ventilated from the mechanical treatment plant before discharge to the atmosphere 	<p>Waste reception halls, the waste storage area, the mechanical treatment plant / During design & operation phase</p>	IWMF Operator	✓		✓		EIAO-TM	N/A
S3b.8.2	<p><u>Air Pollution Control and Stack Monitoring</u></p>	<p>IWMF stack emissions / During</p>	IWMF Operator	✓		✓		EIAO-TM, Supporting Document for	N/A

EIA Ref	Environmental Protection Measures / Mitigation Measures	Location / Timing	Implementation Agent	Implementation Stages*				Relevant Legislation and Guidelines	Implementation Status and Remarks
				Des	C	O	Dec		
	<ul style="list-style-type: none"> • Air pollution control and stack monitoring system will be installed for the IW MF to ensure that the emissions from the IW MF stack will meet the proposed target emission limits. • Voluntary Enhancement Measures in Flue Gas Cleaning and Emission Monitoring: <ol style="list-style-type: none"> 1. Two-stage bag filter system with reagent recirculation; 2. In addition to SCR, provide SNCR for removal of NO_x; tighten emission limit for half-hourly and daily NO_x to 160 mg/m³ and 80 mg/m₃ respectively; 3. Well-mixed feed waste: to minimize the fluctuation of pollutant loading on the flue gas treatment system; 4. Two more AQMSs would be set up at South Lantau and Shek Kwu Chau respectively; 5. Limit levels will be set under the IW MF DBO contract to require that waste feed shall cease if any of the air pollutant has exceeded 95% of the emission concentration limit as stipulated in the Special Process license; and 	design & operation phase					Application for Variation of Environmental Permit (EP-429/2012)		

EIA Ref	Environmental Protection Measures / Mitigation Measures	Location / Timing	Implementation Agent	Implementation Stages*				Relevant Legislation and Guidelines	Implementation Status and Remarks
				Des	C	O	Dec		
	6. Each incineration chamber shall be fitted with auxiliary burners to ensure complete burn out of the combustion gases.								
-	<p><u>Treated Fly Ash and Air Pollution Control Residues:</u></p> <ul style="list-style-type: none"> During testing and commissioning, the Contractor shall sample and test every container of treated fly ash and air pollution control residues for conformance to the Incineration Residue Pollution Control Limits and leachability criteria shown in Table 2 of the Environmental Permit. If a test result confirms that any one of the samples does not conform to the limits and the criteria, the Contractor shall be required to sample and test every container of treated fly ash and air pollution control residues for conformance to the Incineration Residue Pollution Control Limits and leachability criteria for the next six months. During the first six months of operation, if the requirements in (a) could be fully conformed with, the Contractor shall sample and test every shipload of treated fly ash and air pollution control residues for conformance to the Incineration Residue Pollution Control Limits and leachability criteria shown in Table 2 	IWMF stack emissions / During design & operation phase	IWMF Operator	✓		✓		Supporting Document for Application for Variation of Environmental Permit (EP-429/2012)	N/A

EIA Ref	Environmental Protection Measures / Mitigation Measures	Location / Timing	Implementation Agent	Implementation Stages*				Relevant Legislation and Guidelines	Implementation Status and Remarks
				Des	C	O	Dec		
	<p>of the Environmental Permit. The Contractor shall take two samples from each shipload for testing and the Contractor shall not dispose of any of that shipload of treated fly ash and air pollution control residues until the test results confirm that the two samples conform to the limits and the criteria. If a test result confirms that any one of the two samples does not conform to the limits and the criteria, the Contractor shall be required to sample and test every shipload of treated fly ash and air pollution control residues for conformance to the Incineration Residue Pollution Control Limits and leachability criteria for the next six months. The Contractor shall make due allowance in the Design and the Operation for the time to sample and test treated fly ash and air pollution control residues before disposal.</p> <ul style="list-style-type: none"> • Provided that there is no non-conformance to the Incineration Residue Pollution Control Limits and leachability criteria shown in Table 2 of the Environmental Permit throughout a continuous sixmonth period in the Operation Period, the testing frequency shall be reduced to monthly interval. Two samples from one shipload of treated fly ash and air 								

EIA Ref	Environmental Protection Measures / Mitigation Measures	Location / Timing	Implementation Agent	Implementation Stages*				Relevant Legislation and Guidelines	Implementation Status and Remarks
				Des	C	O	Dec		
	pollution control residues shall be collected and tested for conformance to the Incineration Residue Pollution Control Limits and leachability criteria. The Contractor shall not dispose of any of the treated fly ash and air pollution control residues in the shipload which the samples are taken until the test results confirm that the samples conform to the limits and the criteria. If the test result confirm that any one of the samples does not conform to the limits and the criteria, the Contractor shall be required to sample and test every shipload of treated fly ash and air pollution control residues for conformance to the Incineration Residue Pollution Control Limits and leachability criteria shown in Table 2 of the Environmental Permit for the next six months.								
-	<p><u>Bottom Ash:</u></p> <ul style="list-style-type: none"> During testing and commissioning, the Contractor shall sample and test every container of bottom ash for conformance to the leachability criteria shown in Table 2 of the Environmental Permit. If a test result confirms that any one of the samples does not conform to the criteria, the Contractor shall be required to sample and test every 	IWMF stack emissions / During design & operation phase	IWMF Operator	✓		✓		Supporting Document for Application for Variation of Environmental Permit (EP-429/2012)	N/A

EIA Ref	Environmental Protection Measures / Mitigation Measures	Location / Timing	Implementation Agent	Implementation Stages*				Relevant Legislation and Guidelines	Implementation Status and Remarks
				Des	C	O	Dec		
	<p>container of bottom ash for conformance to the leachability criteria for the next six months.</p> <ul style="list-style-type: none"> During the first six months of operation, if the requirements in (d) could be fully conformed with, the Contractor shall sample and test one shipload of bottom ash each month for conformance to the leachability criteria shown in Table 2 of the Environmental Permit. The Contractor shall take two samples from the shipload for testing and the Contractor shall not dispose of any of that shipload of bottom ash until the test results confirm that the two samples conform to the criteria. If a test result confirms that any one of the two samples does not conform to the criteria, the Contractor shall be required to sample and test each shipload of bottom ash for conformance to the leachability criteria for the next six months. The Contractor shall make due allowance in the Design and the Operation for the time to sample and test bottom ash before disposal. Provided that there is no non-conformance to the leachability criteria shown in Table 2 of the Environmental Permit throughout a continuous six month period in the 								

EIA Ref	Environmental Protection Measures / Mitigation Measures	Location / Timing	Implementation Agent	Implementation Stages*				Relevant Legislation and Guidelines	Implementation Status and Remarks
				Des	C	O	Dec		
	<p>Operation Period, the Contractor shall be allowed to take two samples from any one shipload of bottom ash once every six months for conformance to the leachability criteria. The Contractor shall not dispose of any of the bottom ash in the shipload which the samples are taken until the test results confirm that the samples conform to the criteria. If the test result confirm that any one of the samples does not conform to the criteria, the Contractor shall be required to sample and test one shipload of bottom ash each month for conformance to the leachability criteria shown in Table 2 of the Environmental Permit for the next six months as stipulated above.</p>								

* Des - Design, C - Construction, O – Operation, and Dec - Decommissioning

Table B.2 Implementation Schedule for Noise Impact Measures for the IWMF at the artificial island near SKC

EIA Ref	Environmental Protection Measures / Mitigation Measures	Location / Timing	Implementation Agent	Implementation Stages*				Relevant Legislation and Guidelines	Implementation Status and Remarks
				Des	C	O	Dec		
S4b.8	Good site practices to limit noise emissions at source and use of quiet plant and working methods, whenever practicable.	Work Sites / Construction Period	EPD and its contractors		✓			EIAO-TM	Implemented
S4b.6 & S4b.8	<p>All the ventilation fans installed in the below will be provided with silencers or acoustics treatment.</p> <p>(i) Stack of the incinerator (ii) Ventilation systems within the IWMF Enclosure and discharge silencer or other acoustic treatment equipment should be installed in the air-cooled chillers</p> <p>Other than provision of silencer or other acoustic treatment equipment for the stack of the incinerator and ventilation system, the detailed design should incorporate the following good practice in order to minimize the nuisance on the neighboring NSRs.</p> <p>(i) The exhaust of the ventilation system and any opening of the building should be located facing away from any NSRs; and</p> <p>(ii) Louver or other acoustic treatment equipment could also be applied to the exhaust of the ventilation system.</p>	Within IWMF area / Construction Period	EPD and its contractors	✓		✓		EIAO-TM	N/A

EIA Ref	Environmental Protection Measures / Mitigation Measures	Location / Timing	Implementation Agent	Implementation Stages*				Relevant Legislation and Guidelines	Implementation Status and Remarks
				Des	C	O	Dec		
-	<u>Voluntary Enhancement Measure</u> <ul style="list-style-type: none"> Provision of air-conditioner and double glazed windows to nearby NSR at Shek Kwu Chau (i.e. SARDA) as precautionary measures. 	IWMF site	Design team, contractor, IWMF operator	✓	✓			Supporting Document for Application for Variation of Environmental Permit (EP-429/2012)	Implemented

* Des - Design, C - Construction, O – Operation, and Dec - Decommissioning

Table B.3 Implementation Schedule for Water Quality Measures for the Artificial Island near SKC

EIA Ref	Environmental Protection Measures / Mitigation Measures	Location / Timing	Implementation Agent	Implementation Stages*				Relevant Legislation and Guidelines	Implementation Status and Remarks
				Des	C	O	Dec		
S5b.8.1.1	<p><u>Drainage and Construction Site Runoff</u></p> <p>The site practices outlined in ProPECC PN 1/94 “Construction Site Drainage” should be followed as far as practicable in order to minimise surface runoff and the chance of erosion. These practices include the following items:</p> <ul style="list-style-type: none"> At the start of site establishment, perimeter cut-off drains to direct off-site water around the site should be constructed with internal drainage works and erosion and sedimentation control facilities implemented <p>Channels (both temporary and permanent drainage pipes and culverts), earth bunds or sand bag barriers should be provided on site to direct storm water to silt removal facilities. The design of the temporary on-site drainage system will be undertaken by the contractor prior to the commencement of construction.</p> <ul style="list-style-type: none"> Boundaries of earthworks should be surrounded by dykes or embankments for flood protection, as necessary. Sand/silt removal facilities such as sand/silt traps and sediment basins should be provided to remove sand/silt particles from runoff to meet the requirements of the TM-DSS. The 	Work site / During the construction period	Contractor		✓			EIAO-TM; ProPECC PN 1/94; WPCO	Deficiency of Mitigation Measures but rectified by the Contractor

EIA Ref	Environmental Protection Measures / Mitigation Measures	Location / Timing	Implementation Agent	Implementation Stages*				Relevant Legislation and Guidelines	Implementation Status and Remarks
				Des	C	O	Dec		
	<p>design of efficient silt removal facilities should be based on the guidelines in Appendix A1 of ProPECC PN 1/94, which states that the retention time for silt/sand traps should be 5 minutes under maximum flow conditions. The detailed design of the sand/silt traps shall be undertaken by the contractor prior to the commencement of construction.</p> <ul style="list-style-type: none"> • Water pumped out from foundation piles must be discharged into silt removal facilities. • Measures should be taken to minimize the ingress of site runoff and drainage into excavations. Drainage water pumped out from excavations should be discharged into storm drains via silt removal facilities. • During rainstorms, exposed slope/soil surfaces should be covered by a tarpaulin or other means, as far as practicable. Other measures that need to be implemented before, during and after rainstorms are summarized in ProPECC PN 1/94. • Exposed soil areas should be minimized to reduce potential for increased siltation and contamination of runoff. 								

EIA Ref	Environmental Protection Measures / Mitigation Measures	Location / Timing	Implementation Agent	Implementation Stages*				Relevant Legislation and Guidelines	Implementation Status and Remarks
				Des	C	O	Dec		
	<ul style="list-style-type: none"> Earthwork final surfaces should be well compacted and subsequent permanent work or surface protection should be immediately performed. Open stockpiles of construction materials or construction wastes on-site should be covered with tarpaulin or similar fabric during rainstorms. 								
S5b.8.1.2	<p><u>General Construction Activities</u></p> <p>Construction solid waste should be collected, handled and disposed of properly to avoid entering to the nearby watercourses and public drainage system. Rubbish and litter from construction sites should also be collected to prevent spreading of rubbish and litter from the site area.</p> <p>It is recommended to clean the construction sites on a regular basis.</p>	Work site / During the construction period	Contractor		✓			EIAO-TM; ProPECC PN 1/94; WPCO	Implemented

EIA Ref	Environmental Protection Measures / Mitigation Measures	Location / Timing	Implementation Agent	Implementation Stages*				Relevant Legislation and Guidelines	Implementation Status and Remarks
				Des	C	O	Dec		
S5b.8.1.3	There is a need to apply to EPD for a discharge license for discharge of effluent from the construction site under the WPCO. The discharge quality must meet the requirements specified in the discharge license. All the run-off and wastewater generated from the works areas should be treated so that it satisfies all the standards listed in the TM-DSS. The beneficial uses of the treated effluent for other on-site activities such as dust suppression and general cleaning etc., can minimize water consumption and reduce the effluent discharge volume. If monitoring of the treated effluent quality from the works areas is required during the construction phase of the Project, the monitoring should be carried out in accordance with the relevant WPCO license which is under the ambit of regional office of EPD.	Work site / During the construction period	Contractor		✓			EIAO-TM; ProPECC PN 1/94; WPCO	Implemented Discharge License was issued on 15/02/2022
S5b.8.1.4	<u>Accidental Spillage</u> Contractor must register as a chemical waste producer if chemical wastes would be produced from construction activities. The Waste Disposal Ordinance (Cap 354) and its subsidiary regulations in particular the Waste Disposal (Chemical Waste) (General) Regulation should be observed and complied with for control of chemical wastes.	Work site / During the construction period	Contractor		✓			EIAO-TM; ProPECC PN 1/94; WPCO; WDO	Deficiency of Mitigation Measures but rectified by the Contractor
S5b.8.1.5	Maintenance of vehicles and equipment involving activities with potential for leakage and spillage should only be undertaken within the areas which	Work site / During the construction period	Contractor		✓			EIAO-TM; ProPECC PN 1/94; WPCO; WDO	Implemented

EIA Ref	Environmental Protection Measures / Mitigation Measures	Location / Timing	Implementation Agent	Implementation Stages*				Relevant Legislation and Guidelines	Implementation Status and Remarks
				Des	C	O	Dec		
	appropriately equipped to control these discharges.								
S5b.8.1.6	Oils and fuels should only be used and stored in designated areas which have pollution prevention facilities. All fuel tanks and storage areas should be sited on sealed areas in order to prevent spillage of fuels and solvents to the nearby watercourses. All waste oils and fuels should be collected in designated tanks prior to disposal.	Work site / During the construction period	Contractor		✓			EIAO-TM; ProPECC PN 1/94; WPCO; WDO	Deficiency of Mitigation Measures but rectified by the Contractor
S5b.8.1.7	Disposal of chemical wastes should be carried out in compliance with the Waste Disposal Ordinance. The Code of Practice on the Packaging, Labelling and Storage of Chemical Wastes published under the Waste Disposal Ordinance details the requirements to deal with chemical wastes. General requirements are given as follows: <ul style="list-style-type: none"> Suitable containers should be used to hold the chemical wastes to avoid leakage or spillage during storage, handling and transport. Chemical waste containers should be suitably labelled, to notify and warn the personnel who are handling the wastes, to avoid accidents. Storage area should be selected at a safe location on site and adequate space should be allocated to the storage area. 	Work site / During the construction period	Contractor		✓			EIAO-TM; ProPECC PN 1/94; WPCO; WDO	Deficiency of Mitigation Measures but rectified by the Contractor

EIA Ref	Environmental Protection Measures / Mitigation Measures	Location / Timing	Implementation Agent	Implementation Stages*				Relevant Legislation and Guidelines	Implementation Status and Remarks
				Des	C	O	Dec		
S5b.8.1.8	<p><u>Sewage Effluent</u></p> <p>Temporary sanitary facilities, such as portable chemical toilets, should be employed on-site where necessary to handle sewage from the workforce. A licensed contractor would be responsible. For appropriate disposal and maintenance of these facilities.</p>	Work site / During the construction period	Contractor		✓			EIAO-TM; ProPECC PN 1/94; WPCO	Implemented
S5b.8.1.9	<p><u>Reclamation and Construction of Breakwaters</u></p> <ul style="list-style-type: none"> The proposed dredging and reclamation should be commenced in phases. The breakwaters and seawalls should be constructed and the reclamation should be started within the enclosed breakwaters after the completion of the breakwater. Silt curtain should be applied around caissons / blockwork during the filling of the cell to prevent the loss of fine in the filling material. The maximum production rate for dredging for the anti-scouring protection layer shall not exceed the permitted maximum daily dredging rate and carried out within its respective distance from the nearest non-translocatable coral community by the dredging contractor as specified in S.2.18 of the Further Environmental Permit (no.:FEP-01/429/2012/A). It is recommended to employ closed grab with small capacity of 2 m³ to control the dredging rate. Any gap that may need to be provided for marine access will be located at the middle 	Work site / During the marine construction period	Contractor		✓			EIAO-TM; WPCO, Supporting Document for Application for Variation of Environmental Permit (EP-429/2012) Further Environmental Permit No. FEP-01/429/2012/A	N/A

EIA Ref	Environmental Protection Measures / Mitigation Measures	Location / Timing	Implementation Agent	Implementation Stages*				Relevant Legislation and Guidelines	Implementation Status and Remarks
				Des	C	O	Dec		
	<p>of the North Western seawall, away from the identified coral communities and will be shielded by silt curtains systems to control sediment plume dispersion.</p> <ul style="list-style-type: none"> • The silt curtain system at marine access opening should be closed as soon as the barges passes through the marine access opening in order to minimize the period of curtain opening. Filling should only be carried out behind the silt curtain when the silt curtain is completely closed. • To enhance the effectiveness of the silt curtain at the marine access, the northern breakwater would be built before the commencement of the reclamation to reduce the current velocity towards the marine access opening. • The silt curtain system at marine access opening should be regularly checked and maintained to ensure proper functioning. • Where public fill is proposed for filling below +2.5mPD, the fine content in the public fill will be controlled to 25% which is in line with the CEDD's General Specification; • The filling for reclamation should be carried out behind the seawall. The filling material should only consist of public fill, rock and sand. The filling composition and filling rates at each filling area should follow those delineated in Table 1 of the FEP-01/429/2012/. The filling above high watermark is not restricted; 								

EIA Ref	Environmental Protection Measures / Mitigation Measures	Location / Timing	Implementation Agent	Implementation Stages*				Relevant Legislation and Guidelines	Implementation Status and Remarks
				Des	C	O	Dec		
	<ul style="list-style-type: none"> • No dredging should be carried out within 16m to the nearest non-translocatable coral community; • Daily site audit including full-time on-site monitoring by the ET is recommended during the dredging for anti-scouring protection layer for checking the compliance with the permitted no. of grab; • Closed grab dredger should be used to minimize the loss of sediment during the raising of the loaded grabs through the water column; • Frame-type silt curtains should be deployed around the dredging operations; • Floating-type silt curtains should be used to surround the circular cell during the sheetpiling work; • The descent speed of grabs should be controlled to minimize the seabed impact speed; • Barges should be loaded carefully to avoid splashing of material; • All barges used for the transport of dredged materials should be fitted with tight bottom seals in order to prevent leakage of material during loading and transport; • All barges should be filled to a level which ensures that material does not spill over during loading and transport to the disposal site and that adequate freeboard is 								

EIA Ref	Environmental Protection Measures / Mitigation Measures	Location / Timing	Implementation Agent	Implementation Stages*				Relevant Legislation and Guidelines	Implementation Status and Remarks
				Des	C	O	Dec		
	<p>maintained to ensure that the decks are not washed by wave action.</p> <ul style="list-style-type: none"> No DCM works should be carried out within 100m to the nearest non-translocatable coral colony / colonies. Silt curtains should be employed to enclose DCM field trial and any full scale DCM work to minimize the potential impacts on water aspect. A sand blanket is to be placed on top of the marine deposit using tremie pipes prior to the DCM ground treatment to avoid seabed sediment disturbance. 								
S5b.8.2.3	<p><u>Operational Phase Discharges</u></p> <p>A pipeline drainage system will serve the development area collecting surface runoff from paved areas, roof, etc. Sustainable drainage principle would be adopted in the drainage system design to minimize peak surface runoff, maximize permeable surface and maximize beneficial use of rainwater.</p>	Within IWMF site / During the operational phase	IWMF Operator	✓		✓		WPCO	N/A
S5b.8.2.4	<p>Oil interceptors should be provided in the drainage system of any potentially contaminated areas (such as truck parking area and maintenance workshop) and regularly cleaned to prevent the release of oil products into the storm water drainage system in case of accidental spillages. Accidental spillage should be cleaned up as soon as practicable and all waste oils and fuels should be collected and handled in</p>	Within IWMF site / During the operational phase	IWMF Operator	✓		✓		WPCO; WDO	N/A

EIA Ref	Environmental Protection Measures / Mitigation Measures	Location / Timing	Implementation Agent	Implementation Stages*				Relevant Legislation and Guidelines	Implementation Status and Remarks
				Des	C	O	Dec		
	compliance with the Waste Disposal Ordinance.								
S5b.8.2.5	<p><u>Refuse Entrapment</u></p> <p>Collection and removal of floating refuse should be performed at regular intervals for keeping the water within the Project site boundary and the neighboring water free from rubbish.</p>	<p>Within the Project site / During the operational phase</p>	IWMF Operator			✓		WPCO	N/A
S5b.8.2.6	<p><u>Transportation of bottom ash, fly ash and APC residues to WENT Landfill for disposal</u></p> <p>Covered container should be used in the shipping of the incineration waste to limit the contact between the incineration waste and the marine water. A comprehensive emergency response plan for any accidental spillage should be submitted by the operation contractor to the EPD for agreement before the operation of the facilities. Salvage and cleanup action to recover the spilled incineration waste containers following the spillage should be carried out according to the emergency response plan to mitigate the environmental impact in case of spillage.</p>	<p>Transportation of Incineration Ash / During the operational phase</p>	IWMF Operator			✓			N/A

* Des - Design, C - Construction, O – Operation, and Dec - Decommissioning

Table B.4 Implementation Schedule for Waste Management Measures for the IWMF at the artificial island near SKC

EIA Ref	Environmental Protection Measures / Mitigation Measures	Location / Timing	Implementation Agent	Implementation Stages*				Relevant Legislation and Guidelines	Implementation Status and Remarks
				Des	C	O	Dec		
6b.5.1.2	<p><u>Good Site Practices</u></p> <p>Adverse environmental impacts in relation to waste management are not expected, provided that good site practices are strictly followed. Recommendations for good site practices during the construction activities would include:</p> <ul style="list-style-type: none"> • Obtain relevant waste disposal permits from appropriate authorities, in accordance with the Waste Disposal Ordinance (Cap. 354) and subsidiary Regulations and the Land (Miscellaneous Provisions) Ordinance (Cap. 28); • Provide staff training for proper waste management and chemical handling procedures; • Provide sufficient waste disposal points and regular waste collection; • Provide appropriate measures to minimize windblown litter and dust during transportation of waste by either covering trucks or by transporting wastes in enclosed containers; and • Carry out regular cleaning and maintenance programme for drainage systems, sumps and oil interceptors; • Separate chemical wastes for special handling and disposed of to licensed facility for treatment; and • Employ licensed waste collector to collect waste. 	Work Site/ During Construction Period	Contractor		✓			WDO; LDO; ETWB TCW No. 19/2005; EIAO-TM	Deficiency of Mitigation Measures but rectified by the Contractor

EIA Ref	Environmental Protection Measures / Mitigation Measures	Location / Timing	Implementation Agent	Implementation Stages*				Relevant Legislation and Guidelines	Implementation Status and Remarks
				Des	C	O	Dec		
6b.5.1.3	<p><u>Waste Reduction Measures</u></p> <p>Good management and control can prevent the generation of a significant amount of waste. Waste reduction is best achieved at the planning and design stage, as well as by ensuring the implementation of good site practices.</p> <p>Recommendations to achieve waste reduction include:</p> <ul style="list-style-type: none"> • Design foundation works that could minimize the amount of excavated material to be generated. • Provide training to workers on the importance of site cleanliness and appropriate waste management procedures, including waste reduction, reuse and recycling; • Sort out demolition debris and excavated materials from demolition works to recover reusable/recyclable portions (i.e. soil, broken concrete, metal etc.); • Segregate and store different types of waste in different containers, skips or stockpiles to enhance reuse or recycling of materials and their proper disposal; • Encourage the collection of aluminum cans by providing separate labelled bins to enable this waste to be segregated from other general refuse generated by the work force; • Proper storage and site practices to minimize the potential for damage or contamination of construction materials; and 	Work Site/ During Design & Construction Period	Contractor	✓	✓			Implemented. N/A for demolition items	

EIA Ref	Environmental Protection Measures / Mitigation Measures	Location / Timing	Implementation Agent	Implementation Stages*				Relevant Legislation and Guidelines	Implementation Status and Remarks
				Des	C	O	Dec		
	<ul style="list-style-type: none"> Plan and stock construction materials carefully to minimize amount of waste to be generated and to avoid unnecessary generation of waste. 								
6b.5.1.7	<p><u>Dredged Sediment – Application of Dumping Permit</u></p> <p>The project proponent should agree in advance with MFC of CEDD on the site allocation. The project proponent or contractor for the dredging works shall then apply for the site allocations of marine sediment disposal based on the prior agreement with MFC/CEDD. The project proponent or contractor should also be responsible for the application of all necessary permits from relevant authorities, including the dumping permit as required under DASO from EPD, for the disposal of dredged sediment prior to the commencement of the dredging works.</p>	Seawall and Reclamation site / Construction Period	EPD and its contractor	✓	✓			DASO ETWB TCW 34/2002	Implemented
6b.5.1.8	<p><u>Dredged Sediment – Sediment Quality Report</u></p> <p>The project proponent or contractor will need to satisfy the appropriate authorities that the quality of the marine sediment to be dredged has been identified according to the requirements of ETWB TCW 34/2002. This should be completed well before the dredging works and would include at least the submission of a formal Sediment Quality Report under Tier I of ETWB TCW No. 34/2002 to DEP for approval. Subject to advice from DEP, it is possible that further marine SI in</p>	Seawall and Reclamation site / Construction Period	EPD and its contractor	✓				DASO ETWB TCW 34/2002	Implemented

EIA Ref	Environmental Protection Measures / Mitigation Measures	Location / Timing	Implementation Agent	Implementation Stages*				Relevant Legislation and Guidelines	Implementation Status and Remarks
				Des	C	O	Dec		
	accordance with ETWB TCW 34/2002 might be necessary for the application of dumping permit under DASO. In such case, a sediment sampling and testing proposal shall be submitted to and approved by DEP before the additional marine SI works.								
6b.5.1.9	<p><u>Dredged Sediment – Sediment Transportation</u></p> <p>The barge transporting the sediments to the designated disposal sites should be equipped with tight fitting seals to prevent leakage and should not be filled to a level that would cause overflow of materials or laden water during loading or transportation. In addition, monitoring of the barge loading shall be conducted to ensure that loss of material does not take place during transportation. Transport barges or vessels shall be equipped with automatic self-monitoring devices as specified by the DEP.</p>	Seawall and Reclamation site / Construction Period	EPD and its contractor		✓			DASO ETWB TCW 34/2002	Implemented
6b.5.1.10	<p><u>Construction and Demolition Materials</u></p> <p>In order to minimize the impact resulting from collection and transportation of C&D materials for off-site disposal, the excavated material arising from site formation and foundation works should be reused on-site as backfilling material and for landscaping works as far as practicable. Other mitigation requirements are listed below:</p> <ul style="list-style-type: none"> • A Waste Management Plan (WMP), which becomes part of the Environmental Management Plan 	Work Site/ During Design & Construction Period	Contractor	✓	✓			ETWB TCW No. 19/2005	Implemented

EIA Ref	Environmental Protection Measures / Mitigation Measures	Location / Timing	Implementation Agent	Implementation Stages*				Relevant Legislation and Guidelines	Implementation Status and Remarks
				Des	C	O	Dec		
	<p>(EMP), should be prepared in accordance with ETWB TCW No.19/2005;</p> <ul style="list-style-type: none"> • A recording system for the amount of wastes generated, recycled and disposed (including the disposal sites) should be adopted for easy tracking; and • In order to monitor the disposal of C&D materials at public filling facilities and landfills and to control fly-tipping, a trip-ticket system should be adopted (refer to <i>ETWB TCW No. 31/2004</i>). 								
6b.5.1.1 1 – 6b.5.1.12	<p>The Contactor should prepare and implement an EMP in accordance with ETWB TCW No.19/2005, which describes the arrangements for avoidance, reuse, recovery, recycling, storage, collection, treatment and disposal of different categories of waste to be generated from construction activities. Such a management plan should incorporate site specific factors, such as the designation of areas for segregation and temporary storage of reusable and recyclable materials. The EMP should be submitted to the Engineer for approval. The Contractor should implement waste management practices in the EMP throughout the construction stage of the Project. The EMP should be reviewed regularly and updated by the Contractor, preferably on a monthly basis.</p>	Work Site/ During Design & Construction Period	Contractor	✓	✓			ETWB TCW No. 19/2005	Implemented

EIA Ref	Environmental Protection Measures / Mitigation Measures	Location / Timing	Implementation Agent	Implementation Stages*				Relevant Legislation and Guidelines	Implementation Status and Remarks
				Des	C	O	Dec		
	All surplus C&D materials arising from or in connection with construction works should become the property of the Contractor when it is removed unless otherwise stated. The Contractor would be responsible for devising a system to work for on-site sorting of C&D materials and promptly removing all sorted and process materials arising from the construction activities to minimize temporary stockpiling on-site. The system should be included in the EMP identifying the source of generation, estimated quantity, arrangement for on-site sorting, collection, temporary storage areas and frequency of collection by recycling Contractors or frequency of removal off-site.								
6b.5.1.13	<u>Chemical Wastes</u> Should chemical wastes be produced at the construction site, the Contractor would be required to register with EPD as a Chemical Waste Producer and to follow the guidelines stated in the Code of Practice on the Packaging, Labelling and Storage of Chemical Wastes. Good quality containers compatible with the chemical wastes should be used, and incompatible chemicals should be stored separately. Appropriate labels should be securely attached on each chemical waste container indicating the corresponding chemical characteristics of the chemical waste (such as explosive, flammable, oxidizing, irritant, toxic, harmful, or corrosive). The Contractor should employ a	Work Site/ During Construction Period	Contractor		✓			Waste Disposal (Chemical Waste) (General) Regulation	Implemented.

EIA Ref	Environmental Protection Measures / Mitigation Measures	Location / Timing	Implementation Agent	Implementation Stages*				Relevant Legislation and Guidelines	Implementation Status and Remarks
				Des	C	O	Dec		
	licensed collector to transport and dispose of the chemical wastes, to either the Chemical Waste Treatment Centre at Tsing Yi, or another licensed facility, in accordance with the Waste Disposal (Chemical Waste) (General) Regulation.								
6b.5.1.14	<p><u>General Refuse</u></p> <p>General refuse should be stored in enclosed bins or compaction units separate from C&D materials. A licensed waste collector should be employed by the Contractor to remove general refuse from the site, separately from C&D materials. Preferably an enclosed and covered area should be provided to reduce the occurrence of 'wind blown' light material.</p>	Work Site/ During Construction Period	Contractor		✓			Public Health and Municipal Services Ordinance	Deficiency of Mitigation Measures but rectified by the Contractor
6b.5.1.1 6 – 6b.5.1.33	<p><u>Biogas Generation</u></p> <p>The Contractor shall review the data and analysis results, and the data from further Site Investigation, if any. Subject to the review findings, the following gas protection measures may be considered if necessary:</p> <ul style="list-style-type: none"> - gas monitoring after reclamation; - passive ventilation; - gas impermeable membrane; - ventilation with "at risk" rooms; - protection of utilities or below ground services; 	Reclamation site (if dredging at the reclamation site is not required) / Design & Construction Period	Designer and/or contractor	✓	✓			EPD/TR8/97	N/A

EIA Ref	Environmental Protection Measures / Mitigation Measures	Location / Timing	Implementation Agent	Implementation Stages*				Relevant Legislation and Guidelines	Implementation Status and Remarks
				Des	C	O	Dec		
	- precautions during construction works; - precautions prior to entry of belowground services								
6b.5.2.1	<p><u>Good Site Practices</u></p> <p>It is recommended that the following good operational practices should be adopted to minimise waste management impacts:</p> <ul style="list-style-type: none"> Obtain the necessary waste disposal permits from the appropriate authorities, in accordance with the Waste Disposal Ordinance (Cap. 354) and Waste Disposal (Chemical Waste) (General) Regulation; Nomination of an approved person to be responsible for good site practice, arrangements for collection and effective disposal to an appropriate facility of all wastes generated at the site; Use of a waste haulier licensed to collect specific category of waste; A trip-ticket system should be included as one of the contractual requirements and implemented by the Environmental Team to monitor the disposal of solid wastes at landfills, and to control fly tipping. Reference should be made to ETWB TCW No. 31/2004. 	IWMF Site/During Operation Period	IWMF Operator			✓		Waste Disposal Ordinance (Cap.354); Waste Disposal (Chemical Waste) (General) Regulation; ETWB TCW No. 1/2004	N/A

EIA Ref	Environmental Protection Measures / Mitigation Measures	Location / Timing	Implementation Agent	Implementation Stages*				Relevant Legislation and Guidelines	Implementation Status and Remarks
				Des	C	O	Dec		
	<ul style="list-style-type: none"> • Training of site personnel in proper waste management and chemical waste handling procedures; • Separation of chemical wastes for special handling and appropriate treatment at a licensed facility; • Routine cleaning and maintenance programme for drainage systems, sumps and oil interceptors; • Provision of sufficient waste disposal points and regular collection for disposal; • Adoption of appropriate measures to minimize windblown litter and dust during transportation of waste, such as covering trucks or transporting wastes in enclosed containers; and • Implementation of a recording system for the amount of wastes generated, and disposed of (including recycled the disposal sites). 								
6b.5.2.2	<p><u>Waste Reduction Measures</u></p> <p>Good management and control can prevent the generation of significant amounts of waste. It is recommended that the following good operational practices should be adopted to ensure waste reduction:</p> <ul style="list-style-type: none"> • Segregation and storage of different types of waste in different containers, skips or stockpiles to enhance reuse or recycling of materials and their proper disposal; 	IWMF Site/ During Operation Period	IWMF Operator			✓		Implemented	

EIA Ref	Environmental Protection Measures / Mitigation Measures	Location / Timing	Implementation Agent	Implementation Stages*				Relevant Legislation and Guidelines	Implementation Status and Remarks
				Des	C	O	Dec		
	<ul style="list-style-type: none"> Encourage collection of aluminum cans, plastic bottles and packaging material (e.g. carton boxes) and office paper by individual collectors. Separate labelled bins should be provided to help segregate this waste from other general refuse generated by the work force; and Any unused chemicals or those with remaining functional capacity should be reused as far as practicable. 								
6b.5.2.3	<p><u>Storage, Handling, Treatment, Collection and Disposal of Incineration By-Products</u></p> <p>The following measures are recommended for the storage, handling and collection of the incineration by-products:</p> <ul style="list-style-type: none"> Ash should be stored in storage silos; Ash should be handled and conveyed in closed systems fully segregated from the ambient environment; Ash should be wetted with water to control fugitive dust, where necessary; All fly ash and APC residues should be treated, e.g. by cement solidification or chemical stabilization, for compliance with the proposed Incineration Residue Pollution Control Limits and leachability criteria prior to disposal; 	IWMF Site/ During Operation Period	IWMF Operator			✓		Incineration Residue Pollution Control Limits N/A	

EIA Ref	Environmental Protection Measures / Mitigation Measures	Location / Timing	Implementation Agent	Implementation Stages*				Relevant Legislation and Guidelines	Implementation Status and Remarks
				Des	C	O	Dec		
	<ul style="list-style-type: none"> The ash should be transported in covered trucks or containers to the designated landfill site. <p>The Contractor should provide EPD with chemical analysis results of the bottom ash, and treated fly ash and APC residues to confirm that the ash/residue can comply with the proposed Incineration Residue Pollution Control Limits before disposal.</p>								
6b.6.3.1	<p><u>Fuel Oil Tank Construction and Test</u></p> <ul style="list-style-type: none"> The fuel tank to be installed should be of specified durability. Double skin tanks are preferred. Underground fuel storage tank should be placed within a concrete pit. <ul style="list-style-type: none"> The concrete pit shall be accessible to allow regular tank integrity tests to be carried out at regular intervals. Tank integrity tests should be conducted by an independent qualified surveyor or structural engineer. Any potential problems identified in the test should be rectified as soon as possible. 	Fuel Oil Storage Tank/ During Design, Construction and Operation Periods	IWMF Contractor	✓	✓	✓		N/A	

EIA Ref	Environmental Protection Measures / Mitigation Measures	Location / Timing	Implementation Agent	Implementation Stages*				Relevant Legislation and Guidelines	Implementation Status and Remarks
				Des	C	O	Dec		
6b.6.3.1	<p><u>Fuel Oil Pipeline Construction and Test</u></p> <ul style="list-style-type: none"> Installation of aboveground fuel oil pipelines is preferable; if underground pipelines are unavoidable, concrete lined trenches should be constructed to contain the pipelines. Double skin pipelines are preferred. Distance between the fuel oil refuelling points and the fuel oil storage tank shall be minimized. Integrity tests for the pipelines should be conducted by an independent qualified surveyor or structural engineer at regular intervals. Any potential problems identified in the test should be rectified as soon as possible. 	Fuel Oil Pipelines/ During Design, Construction and Operation Periods	IWMF Contractor	✓	✓	✓			N/A
6b.6.3.1	<p><u>Fuel Oil Leakage Detection</u></p> <ul style="list-style-type: none"> Installation of leak detection device at storage tank and pipelines. Installation and use of pressure gauges (e.g. at the two ends of a filling line) in fuel filling, which allows unexpected pressure drop or difference and sign of leakage to be detected. 	Fuel Oil Storage Tank and Pipelines/ During Design, Construction and Operation Periods	IWMF Contractor	✓	✓	✓			N/A
6b.6.3.1	<p><u>Fuel Oil Storage Tank Refuelling</u></p>	Fuel Oil Refuelling Point/	IWMF Operator			✓			N/A

EIA Ref	Environmental Protection Measures / Mitigation Measures	Location / Timing	Implementation Agent	Implementation Stages*				Relevant Legislation and Guidelines	Implementation Status and Remarks
				Des	C	O	Dec		
	<ul style="list-style-type: none"> Storage tank refuelling (from road tanker) should only be conducted by authorized staff of the oil company using the company's standard procedures. 	During Operation Period							
6b.6.3.1	<p><u>Fuel Oil Spillage Response</u></p> <p>An Oil Spill Response Plan should be prepared by the operator to document the appropriate response procedures for oil spillage incidents in detail. General procedures to be taken in case of fuel oil spillage are presented below.</p> <ul style="list-style-type: none"> Training <ul style="list-style-type: none"> - Training on oil spill response actions should be given to relevant staff. The training shall cover the followings: <ul style="list-style-type: none"> ➤Tools & resources to combat oil spillage and fire, e.g. locations of oil spill handling equipment and fire fighting equipment; ➤General methods to deal with oil spillage and fire incidents; ➤Procedures for emergency drills in the event of oil spills and fire; and ➤Regular drills shall be carried out. Communication <ul style="list-style-type: none"> -Establish communication channel with the Fire Services Department (FSD) and EPD to report any oil spillage incident 	IWMF Site/ During Operation Period	IWMF Operator			✓		N/A	

EIA Ref	Environmental Protection Measures / Mitigation Measures	Location / Timing	Implementation Agent	Implementation Stages*				Relevant Legislation and Guidelines	Implementation Status and Remarks
				Des	C	O	Dec		
	<p>so that necessary assistance from relevant department can be quickly sought.</p> <ul style="list-style-type: none"> • Response Procedures <ul style="list-style-type: none"> -Any fuel oil spillage within the IWMF site should be immediately reported to the Plant Manager with necessary details including location, source, possible cause and extent of the spillage. -Plant Manager should immediately attend to the spillage and initiate any appropriate action to confine and clean up the spillage. The response procedures shall include the following: <ul style="list-style-type: none"> ➢Identify and isolate the source of spillage as soon as possible. ➢Contain the oil spillage and avoid infiltration into soil/ groundwater and discharge to storm water channels. ➢Remove the oil spillage. ➢Clean up the contaminated area. ➢If the oil spillage occurs during storage tank refuelling, the refueling operation should immediately be stopped. ➢Recovered contaminated fuel oil and the associated material to remove the spilled oil should be considered as chemical waste. The handling and disposal 								

EIA Ref	Environmental Protection Measures / Mitigation Measures	Location / Timing	Implementation Agent	Implementation Stages*				Relevant Legislation and Guidelines	Implementation Status and Remarks
				Des	C	O	Dec		
	procedures for chemical wastes are discussed in the following paragraphs.								
6b.6.3.2	<p><u>Chemicals and Chemical Wastes Handling & Storage</u></p> <ul style="list-style-type: none"> • Chemicals and chemical wastes should only be stored in suitable containers in purpose-built areas. • The storage of chemical wastes should comply with the requirements of the Code of Practice on the Packaging, Labelling and Storage of Chemical Wastes. • The storage areas for chemicals and chemical wastes shall have an impermeable floor or surface. The impermeable floor/ surface shall possess the following properties: <ul style="list-style-type: none"> - Not liable to chemically react with the materials and their containers to be stored. - Able to withstand normal loading and physical damage caused by container handling - The integrity and condition of the impermeable floor or surface should be inspected at regular intervals to ensure that it is satisfactorily maintained <p>➤ For liquid chemicals and chemical wastes storage, the</p>	Chemicals and Chemical Wastes Storage Area / During Operation Period	IWMF Operator			✓			N/A

EIA Ref	Environmental Protection Measures / Mitigation Measures	Location / Timing	Implementation Agent	Implementation Stages*				Relevant Legislation and Guidelines	Implementation Status and Remarks
				Des	C	O	Dec		
	<p>storage area should be bunded to contain at least 110% of the storage capacity of the largest containers or 20% of the total quantity of the chemicals/chemical wastes stored, whichever is the greater.</p> <ul style="list-style-type: none"> ➤ Storage containers shall be checked at regular intervals for their structural integrity and to ensure that the caps or fill points are tightly closed. ➤ Chemical handling shall be conducted by trained workers under supervision. 								
6b.6.3.2	<p><u>Chemicals and Chemical Wastes Spillage Response</u></p> <p>A Chemicals and/ or Chemical Wastes Spillage Response Plan shall be prepared by the operator to document in detail the appropriate response procedures for chemicals or chemical wastes spillage incidents. General procedures to be undertaken in case of chemicals/ chemical waste spillages are presented below.</p> <ul style="list-style-type: none"> • Training <ul style="list-style-type: none"> - Training on spill response actions should be given to relevant staff. The training shall cover the followings: 	IWMF Site/ During Operation Period	IWMF Operator			✓		N/A	

EIA Ref	Environmental Protection Measures / Mitigation Measures	Location / Timing	Implementation Agent	Implementation Stages*				Relevant Legislation and Guidelines	Implementation Status and Remarks
				Des	C	O	Dec		
	<ul style="list-style-type: none"> ➢ Tools & resources to handle spillage, e.g. locations of spill handling equipment; ➢ General methods to deal with spillage; and ➢ Procedures for emergency drills in the event of spills. <ul style="list-style-type: none"> • Communication <ul style="list-style-type: none"> - Establish communication channel with FSD and EPD to report the spillage incident so that necessary assistance from relevant department can be quickly sought. • Response Procedures <ul style="list-style-type: none"> - Any spillage within the IWMF site should be reported to the Plant Manager. - Plant Manager shall attend to the spillage and initiate any appropriate actions needed to confine and clean up the spillage. The response procedures shall include the followings: <ul style="list-style-type: none"> ➢ Identify and isolate the source of spillage as soon as possible; ➢ Contain the spillage and avoid infiltration into soil/ 								

EIA Ref	Environmental Protection Measures / Mitigation Measures	Location / Timing	Implementation Agent	Implementation Stages*				Relevant Legislation and Guidelines	Implementation Status and Remarks
				Des	C	O	Dec		
	<p>groundwater and discharge to storm water channels (in case the spillage occurs at locations out of the designated storage areas);</p> <ul style="list-style-type: none"> ➤ Remove the spillage; the removal method/procedures documented in the Material Safety Data Sheet (MSDS) of the chemicals spilled should be observed; ➤ Clean up the contaminated area (in case the spillage occurs at locations out of the designated storage areas); and ➤ The waste arising from the cleanup operation should be considered as chemical wastes. 								
6b.6.3.3	<p><u>Preventive Measures for Incineration By-products Handling</u></p> <p>The recommended measures listed below can minimize the potential contamination to the surrounding environment due to the incineration by-products:</p> <ul style="list-style-type: none"> • Ash should be stored in storage silos; • Ash should be handled and conveyed in closed systems fully segregated 	Storage, Handling & Collection of Incineration Ash at IWMF/ During Operation Period	IWMF Operator			✓		N/A	

EIA Ref	Environmental Protection Measures / Mitigation Measures	Location / Timing	Implementation Agent	Implementation Stages*				Relevant Legislation and Guidelines	Implementation Status and Remarks
				Des	C	O	Dec		
	<p>from the ambient environment;</p> <ul style="list-style-type: none"> Ash should be wetted with water to control fugitive dust, where necessary; All fly ash and APC residues should be treated, e.g. by cement solidification or chemical stabilization, for compliance with the proposed Incineration Residue Pollution Control Limits and leachability criteria prior to disposal; The ash should be transported in covered trucks or containers to the designated landfill site. 								
6b.6.3.4 -6b.6.3.6	<p><u>Incident Record</u></p> <p>After any spillage, an incident report should be prepared by the Plant Manager. The incident report should contain details of the incident including the cause of the incident, the material spilled and estimated spillage amount, and also the response actions undertaken. The incident record should be kept carefully and able to be retrieved when necessary.</p> <p>The incident report should provide sufficient details for the evaluation of any environmental impacts due to the spillage and assessment of the effectiveness of measures taken.</p>	IWMF Site/ During Operation Period	IWMF Operator			✓		Guidance Manual for Use of Risk-based Remediation Goals for Contaminated Land Management and the Guidance Note for Contaminated Land and Remediation.	N/A

EIA Ref	Environmental Protection Measures / Mitigation Measures	Location / Timing	Implementation Agent	Implementation Stages*				Relevant Legislation and Guidelines	Implementation Status and Remarks
				Des	C	O	Dec		
	In case any spillage or accidents results in significant land contamination, EPD should be informed immediately and the IWMF operator should be responsible for the cleanup of the affected area. The responses procedures described in Section 6b.6.3.1 and Section 6b.6.3.2 of EIA report should be followed accordingly together with the land contamination assessment and remediation guidelines stipulated in the <i>Guidance Manual for Use of Risk-based Remediation Goals for Contaminated Land Management and the Guidance Note for Contaminated Land and Remediation</i> .								

* Des - Design, C - Construction, O – Operation, and Dec - Decommissioning

Table B.5 Implementation Schedule for Ecological Quality Measures for the IWMF at the artificial island near SKC

EIA Ref	Environmental Protection Measures / Mitigation Measures	Location / Timing	Implementation Agent	Implementation Stages*				Relevant Legislation and Guidelines	Implementation Status and Remarks
				Des	C	O	Dec		
7b.8.2.1	<p><u>Measures to avoid direct loss of intertidal habitat</u></p> <ul style="list-style-type: none"> The site boundary has been proposed to avoid direct contact with the intertidal natural rocky shore of Shek Kwu Chau. It avoids direct loss of intertidal communities and the existing natural rocky shore habitat, where Reef Egret and White-bellied Sea Eagle have been recorded within and in the vicinity of this habitat. 	IWMF site	Design team	✓				EIAO-TM	N/A
7b.8.2.2	<p><u>Measures to minimise loss of coastal subtidal habitat</u></p> <ul style="list-style-type: none"> Extensive coral colonies were recorded at the coastal hard bottom habitat at Shek Kwu Chau. To avoid and minimise the extensive direct impact on the coral colonies, the proposed reclamation area has been moved further offshore to minimise loss of subtidal habitat near shore. 	IWMF site	Design team	✓				EIAO-TM	N/A
7b.8.2.3	<p><u>Zero Discharge Scheme</u></p> <ul style="list-style-type: none"> The design scheme of the Project has avoided discharge of wastewater into the marine environment. A zero discharge scheme would be adopted during the operation of the Project. An on-site wastewater treatment plant would be 	IWMF site	Design team, IWMF operator	✓		✓		WPCO	N/A

EIA Ref	Environmental Protection Measures / Mitigation Measures	Location / Timing	Implementation Agent	Implementation Stages*				Relevant Legislation and Guidelines	Implementation Status and Remarks
				Des	C	O	Dec		
	provided to treat the wastewater generated from the IWMF (mainly human sewage). The treated effluent would be re-used in the incineration plant and mechanical treatment plant, or for onsite washdown and landscape.								
7b.8.2.4	<p><u>Measures to avoid loss of plant species of conservation importance</u></p> <ul style="list-style-type: none"> Landing portal construction works would not cause direct lost to the recorded individual of protected plant species, <i>Aquilaria sinensis</i>, at the coastal shrubland habitat at Cheung Sha. As a precautionary measure, the plant should be tagged with eye-catching tape and fenced off prior to works, in order to avoid any damage by workers. 	Cheung Sha landing portal	Design team, Contractor	✓	✓		✓	EIAO-TM	N/A
7b.8.3.1 - 7b.8.3.15	<p><u>Measures to minimise water quality impact</u></p> <ul style="list-style-type: none"> Measures for water quality as recommended in Section 5b of the EIA Report should be implemented. 	Work site	Design team, contractor, IWMF operator	✓	✓	✓	✓	EIAO-TM; ProPECC PN 1/94; WPCO	Implemented
7b.8.3.16 - 7b.8.3.30	<p><u>Measures to minimise disturbance on Finless Porpoise</u></p> <p><i>Minimisation of Habitat Loss for Finless Porpoise</i></p>	IWMF site, work site, marine traffic route	Design team, contractor, IWMF operator	✓	✓	✓	✓	EIAO-TM, Supporting Document for Application for Variation of the Environmental	Implemented for avoidance of construction works that may produce underwater acoustic disturbance, Vessel Travel Route implementation, training of staff; N/A for others

EIA Ref	Environmental Protection Measures / Mitigation Measures	Location / Timing	Implementation Agent	Implementation Stages*				Relevant Legislation and Guidelines	Implementation Status and Remarks
				Des	C	O	Dec		
	<ul style="list-style-type: none"> Substantial revision has been made on the layout plan and form of the breakwater, in order to minimise the potential loss of important habitat for Finless Porpoise. The revision has greatly reduced the size of the embayment area, as well as the Project footprint. As a result, the size of habitat loss for Finless Porpoise has reduced from the original ~50 ha, down to ~31 ha. <p><i>Avoidance of peak season for finless porpoise occurrence</i></p> <ul style="list-style-type: none"> To minimise potential acoustic disturbance from construction activities on Finless Porpoise, construction works that may produce underwater acoustic disturbance should be scheduled outside the months with peak Finless Porpoise occurrence (December to May), including: <ul style="list-style-type: none"> sheet piling works for construction of cofferdam surrounding the reclamation area (Phase 1); sheet piling works for construction of the shorter section of breakwater (Phase 1); 						Permit (EP-429/2012)		

EIA Ref	Environmental Protection Measures / Mitigation Measures	Location / Timing	Implementation Agent	Implementation Stages*				Relevant Legislation and Guidelines	Implementation Status and Remarks
				Des	C	O	Dec		
	<ul style="list-style-type: none"> - sheet piling works for construction of the remaining section of breakwater (Phase 3) and - bored piling works for berth area (Phase 3) <p>Such works should be restricted within June to November. This approach would not only avoid the peak season for Finless Porpoise occurrence, the magnitude of impacts arise from acoustic disturbance would also be minimised.</p> <ul style="list-style-type: none"> • Since the DCM ground treatment and the installation of precast seawalls and breakwaters should generate no underwater acoustic disturbance to Finless Porpoise, no specific mitigation measures are required. <p><i>Opt for quieter construction methods and plants</i></p> <ul style="list-style-type: none"> • Considering the sensitivity of marine mammals to underwater acoustic disturbance, instead of the previously proposed conventional breakwater and reclamation peripheral structure, which requires noisy piling works, the current circular cells structure for 								

EIA Ref	Environmental Protection Measures / Mitigation Measures	Location / Timing	Implementation Agent	Implementation Stages*				Relevant Legislation and Guidelines	Implementation Status and Remarks
				Des	C	O	Dec		
	<p>breakwater and reclamation peripheral structure is proposed. A quieter sheet piling method using vibratory hammer or hydraulic impact hammer, should be adopted for the installation of circular cells for cellular cofferdam and northern breakwater during Phase 1, and southern breakwater Phase 3;</p> <ul style="list-style-type: none"> Non-percussive bore piling method would be adopted for the installation of tubular piles for the berth construction during Phase 3. <p><i>Monitored exclusion zones</i></p> <ul style="list-style-type: none"> During the installation/re-installation/relocation process of floating type silt curtains, in order to avoid the accidental entrance and entrapment of marine mammals within the silt curtains, a monitored exclusion zone of 250 m radius from silt curtain should be implemented. The exclusion zone should be closely monitored by an experienced marine mammal observer at least 30 minutes before the start of installation/re-installation/relocation process. If a marine mammal is noted within the exclusion zone, all marine works should stop immediately and remain idle for 30 minutes, or until the 								

EIA Ref	Environmental Protection Measures / Mitigation Measures	Location / Timing	Implementation Agent	Implementation Stages*				Relevant Legislation and Guidelines	Implementation Status and Remarks
				Des	C	O	Dec		
	<p>exclusion zone is free from marine mammals.</p> <ul style="list-style-type: none"> The experienced marine mammal observer should be well trained to detect marine mammals. Binoculars should be used to search the exclusion zone from an elevated platform with unobstructed visibility. The observer should also be independent from the project proponent and has the power to call-off construction activities. In addition, as marine mammals cannot be effectively monitored within the proposed monitored exclusion zone at night, or during adverse weather conditions (i.e. Beaufort 5 or above, visibility of 300 meters or below), marine works should be avoided under weather conditions with low visibility. <p><i>Marine mammal watching plan</i></p> <ul style="list-style-type: none"> Upon the completion of the installation/re-installation/relocation of floating type silt curtain, all marine works would be conducted within a fully enclosed environment within the silt curtain, hence exclusion zone monitoring would no longer 								

EIA Ref	Environmental Protection Measures / Mitigation Measures	Location / Timing	Implementation Agent	Implementation Stages*				Relevant Legislation and Guidelines	Implementation Status and Remarks
				Des	C	O	Dec		
	<p>be required. Subsequently, a marine mammal watching plan should be implemented.</p> <p>The plan should include regular inspection of silt curtains, and visual inspection of the waters surrounded by the curtains. Special attention should be paid to Phase 2 (reclamation) where the floating type still curtain would be opened occasionally for vessel access, leaving a temporary 50 m opening.</p> <p>An action plan should be devised to cope with any unpredicted incidents such as the case when marine mammals are found within the waters surrounded by the silt curtains.</p> <p><i>Small openings at silt curtains</i></p> <ul style="list-style-type: none"> The openings for vessel access at the silt curtains should be as small as possible to minimise the risk of accidental entrance. <p><i>Adoption of regular travel route</i></p> <ul style="list-style-type: none"> During construction and operation, captains of all vessels should adopt regular travel route, in order to minimize the chance of vessel collision with 								

EIA Ref	Environmental Protection Measures / Mitigation Measures	Location / Timing	Implementation Agent	Implementation Stages*				Relevant Legislation and Guidelines	Implementation Status and Remarks
				Des	C	O	Dec		
	<p>marine mammals, which may otherwise result in damage to health or mortality. The regular travel route should avoid areas with high sighting density of Finless Porpoise as much as possible.</p> <p><i>Vessel speed limit</i></p> <ul style="list-style-type: none"> The frequent vessel traffic in the vicinity of works area may increase the chance of mammal mammals being killed or seriously injured by vessel collision. A speed limit of ten knots should be strictly enforced within areas with high density of Finless Porpoise. Passive acoustic monitoring and land-based theodolite monitoring surveys should be adopted to verify the predicted impacts and effectiveness of the proposed mitigation measures. <p><i>Training of Staff</i></p> <ul style="list-style-type: none"> Staff, including captains of vessels, should be aware of the guidelines for safe vessel operations in the presence of cetaceans during construction and operation phases. Adequate trainings should be provided 								

EIA Ref	Environmental Protection Measures / Mitigation Measures	Location / Timing	Implementation Agent	Implementation Stages*				Relevant Legislation and Guidelines	Implementation Status and Remarks
				Des	C	O	Dec		
7b.8.3.3 1 - 7b.8.3.3 4	<p><u>Measures to minimise impact on corals</u></p> <p><i>Coral translocation</i></p> <ul style="list-style-type: none"> • Coral communities within and in proximity to the proposed dredging sites would be disturbed by the Project due to the dredging operations. In order to minimise direct loss of coral communities, translocation of corals that are attached to movable rocks with diameter less than 50 cm are recommended. In order to avoid disturbance to corals during the spawning period, the spawning season of corals (June to August) should be avoided; and that translocation should be carried out during the winter season (November- March). • The REA survey results suggest that the 198 directly affected coral colonies were attached to movable rocks (less than 50 cm in diameter). It is technically feasible to translocate them to avoid direct loss. • Prior to coral translocation, a more detailed baseline survey, including a coral mapping survey, is recommended to further confirm the 	IWMF site	Design team, contractor, IWMF operator	✓	✓	✓	✓	EIAO-TM	<p>Implemented, tagged coral found missing after hitting by typhoons</p> <p>Re-tagging of 10 coral colonies at indirect impact site and control site were conducted in November and December 2018 respectively.</p>

EIA Ref	Environmental Protection Measures / Mitigation Measures	Location / Timing	Implementation Agent	Implementation Stages*				Relevant Legislation and Guidelines	Implementation Status and Remarks
				Des	C	O	Dec		
	<p>exact number and location of coral colonies within the potentially affected area. A more detailed coral translocation plan, including selection of suitable recipient site, plan for coral translocation, and event / action plan for coral monitoring should be submitted upon approval of this Project, prior to commencement of construction works. Advice from relevant governmental departments (i.e. AFCD) and professionals would be sought after, in order to identify a desirable location for the relocation of coral communities. Post-translocation monitoring on the translocated corals should also be considered.</p> <p><i>Coral monitoring programme</i></p> <ul style="list-style-type: none"> A coral monitoring programme is recommended to assess any adverse and unacceptable impacts to the coral communities at the coasts of Shek Kwu Chau during construction of the Project. <p><i>Phasing of Works</i></p> <ul style="list-style-type: none"> To minimize environmental impacts, the proposed phasing of construction works has been carefully designed to 								

EIA Ref	Environmental Protection Measures / Mitigation Measures	Location / Timing	Implementation Agent	Implementation Stages*				Relevant Legislation and Guidelines	Implementation Status and Remarks
				Des	C	O	Dec		
	reduce the amount of concurrent works, hence minimize SS elevation and the associated impacts on corals.								
7b.8.3.3 5 - 7b.8.3.4 1	<p><u>Specific measures to minimize disturbance on breeding White-bellied Sea Eagle</u></p> <p><i>Avoidance of noisy works during the breeding season of White-bellied Sea Eagle</i></p> <ul style="list-style-type: none"> • To minimize potential noise disturbance from construction activities on WBSE, noisy construction works should be scheduled outside their breeding season (December to May) to minimise potential degradation in breeding ground quality and breeding activities, including: <ul style="list-style-type: none"> - sheet piling works for construction of cofferdam surrounding the reclamation area (Phase 1); - sheet piling works for construction of the shorter section of breakwater (Phase 1); - sheet piling works for construction of the remaining section of breakwater (Phase 3); and - bored piling works for berth area (Phase 3). 	IWMF site, marine traffic route	Design Team, Contractor, IWMF operator	✓	✓	✓	✓	EIAO-TM	Implemented

EIA Ref	Environmental Protection Measures / Mitigation Measures	Location / Timing	Implementation Agent	Implementation Stages*				Relevant Legislation and Guidelines	Implementation Status and Remarks
				Des	C	O	Dec		
	<p><i>Opt for quieter construction methods and plants</i></p> <ul style="list-style-type: none"> To minimise potential construction noise disturbance on WBSE, quieter construction methods and plants should be adopted. The recommended noise mitigation measures in the Noise chapter (Section 4b.8 of the EIA Report) should be implemented to minimise potential noise disturbance to acceptable levels. <p><i>Restriction on vessel access near the nest of White-bellied Sea Eagle</i></p> <ul style="list-style-type: none"> During construction and operation, in order to minimize disturbance on the existing WBSE nest, a pre-defined practical route to restrict vessel access near the nest should be adopted to keep vessels and boats as far away from the nest as possible. <p><i>White-bellied Sea Eagle monitoring programme</i></p> <ul style="list-style-type: none"> A WBSE monitoring programme is recommended to assess any adverse and unacceptable impacts to the breeding activities of WBSE during construction and operation of the 								

EIA Ref	Environmental Protection Measures / Mitigation Measures	Location / Timing	Implementation Agent	Implementation Stages*				Relevant Legislation and Guidelines	Implementation Status and Remarks
				Des	C	O	Dec		
	<p>Project. Monitoring surveys for WBSE would include pre-construction phase (twice per month for duration of three months during their breeding season -between December and May, immediately before the commencement of works), construction phase, and operation phase (two years after the completion of construction works).</p> <ul style="list-style-type: none"> Surveys should be conducted twice per month during their breeding season (from December to May); and once per month outside breeding season (June to November). More details on monitoring for WBSE are presented in the EM&A Manual. <p><i>Education of staff</i></p> <ul style="list-style-type: none"> Staff, including captains of all vessels during construction and operation phases, should be aware of the ecological importance of WBSE. Awareness should be raised among staff to minimise any intentional or unintentional disturbance to the nest. <p><i>Minimisation of Glare Disturbance</i></p>								

EIA Ref	Environmental Protection Measures / Mitigation Measures	Location / Timing	Implementation Agent	Implementation Stages*				Relevant Legislation and Guidelines	Implementation Status and Remarks
				Des	C	O	Dec		
	<ul style="list-style-type: none"> To minimise glare disturbance on WBSE, which may cause disorientation of birds by interfering with their magnetic compass, and disruption in behavioural patterns such as reproduction, fat storage and foraging pattern, any un-necessary outdoor lighting should be avoided, and in-ward and down-ward pointing of lights should be adopted. 								
-	<u>Construction of Seawall/Breakwaters</u> <ul style="list-style-type: none"> To widen the open channel between the Artificial Island and Shek Kwu Chau. To design the precast concrete seawall with environmental friendly features. 	IWMF site	Design team, contractor, IWMF operator	✓	✓			Supporting Document for Application for Variation of Environmental Permit (EP-429/2012)	N/A
7b.8.3.42	<u>Opt for Quieter Construction Methods and Plants</u> <ul style="list-style-type: none"> Quieter construction methods and plants should be used to minimise disturbance to the nearby terrestrial habitat and the associated wildlife. 	Work site	Design team, contractor, IWMF operator	✓	✓	✓	✓	EIAO-TM	Implemented
7b.8.3.43	<u>Measures to minimize impacts from artificial lighting</u> <ul style="list-style-type: none"> Unnecessary lighting should be avoided, and shielding of lights should be provided to minimize disturbance from light pollution on fauna groups. 	IWMF site	Design team, contractor, IWMF operator	✓	✓	✓		EIAO-TM	Implemented

EIA Ref	Environmental Protection Measures / Mitigation Measures	Location / Timing	Implementation Agent	Implementation Stages*				Relevant Legislation and Guidelines	Implementation Status and Remarks
				Des	C	O	Dec		
7b.8.3.4 4 - 7b.8.3.4 5	<u>Measures to minimize accidental spillage</u> <ul style="list-style-type: none"> Regular maintenance of vessels, vehicles and equipment that may cause leakage and spillage should only be undertaken within pre-designated areas, which are appropriately equipped to control the associated discharges. Oils, fuels and chemicals should be contained in suitable containers, and only be used and stored in designated areas which have pollution prevention facilities. All fuel tanks and storage areas should be sited on sealed areas in order to prevent spillage of fuels and solvents to the nearby watercourses. All waste oils and fuels should be collected in designated tanks prior to disposal. 	Work site	Contractor, IWMF operator		✓	✓	✓	EIAO-TM	Deficiency of Mitigation Measures but rectified by the Contractor.
7b.8.3.46	<u>Measures to minimise sewage effluent</u> <ul style="list-style-type: none"> Temporary sanitary facilities, such as portable chemical toilets, should be employed on-site where necessary to handle sewage from the workforce. 	Work site	Contractor		✓			EIAO-TM	N/A
7b.8.3.47	<u>Measures to minimise drainage and construction runoff</u>	Work site	Contractor		✓		✓	EIAO-TM	N/A

EIA Ref	Environmental Protection Measures / Mitigation Measures	Location / Timing	Implementation Agent	Implementation Stages*				Relevant Legislation and Guidelines	Implementation Status and Remarks
				Des	C	O	Dec		
	<ul style="list-style-type: none"> • Potential ecological impacts resulted from potential degradation of water quality due to unmitigated surface runoff could be minimised via the detailed mitigation measures in Section 5b.8 of the EIA Report. The following presents some of the mitigation measures: <ul style="list-style-type: none"> - On-site drainage system with implemented sedimentation control facilities. - Channels, earth bunds or sand bag barriers should be provided on site to direct storm water to silt removal facilities. - Provision of embankment at boundaries of earthworks for flood protection. - Water pumped out from foundation piles must be discharged into silt removal facilities. - During rainstorms, exposed slope/soil surfaces should be covered by tarpaulin or other means, as far as practicable. - Exposed soil surface should be minimized to reduce siltation and runoff. - Earthwork final surfaces should be well compacted. Subsequent permanent surface protection should be immediately performed. 								

EIA Ref	Environmental Protection Measures / Mitigation Measures	Location / Timing	Implementation Agent	Implementation Stages*				Relevant Legislation and Guidelines	Implementation Status and Remarks
				Des	C	O	Dec		
	- Open stockpiles of construction materials, and construction wastes on-site should be covered with tarpaulin or similar fabric during rainstorms.								
7b.8.3.48	<p><u>Measures to minimise impacts from general construction activities</u></p> <ul style="list-style-type: none"> To avoid the entering of construction solid waste into the nearby habitats, construction solid waste should be collected, handled and disposed of properly to avoid entering to the nearby habitats. It is recommended to clean the construction sites on a regular basis. 	Work site	Contractor		✓			EIAO-TM	Implemented
7b.8.3.49	<p><u>Pest Control</u></p> <p>Good waste management practices should be adopted at the IWMF in order to minimise the risk of introduction of pest to the island:</p> <ul style="list-style-type: none"> Transportation of wastes in enclosed containers Waste storage area should be well maintained and cleaned Waste should only be disposed of at designated areas Timely removal of the newly arrived waste Removal of items that are capable of retaining water 	IWMF site	IWMF operator			✓			N/A

EIA Ref	Environmental Protection Measures / Mitigation Measures	Location / Timing	Implementation Agent	Implementation Stages*				Relevant Legislation and Guidelines	Implementation Status and Remarks
				Des	C	O	Dec		
	<ul style="list-style-type: none"> - Rapid clean up of any waste spillages - Maintenance of a tidy and clean site environment - Regular application of pest control - Education of staff the importance of site cleanliness 								
7b.8.3.50	<p><u>Control of Marine Habitat Quality during Operation Phase</u></p> <ul style="list-style-type: none"> • Depending on the seabed condition of the approach channel for marine vessels during operation phase of the IWMF, maintenance dredging may be required to ensure safe access. In order to avoid degradation in water quality due to elevation in SS and dispersion of sediment plume due to dredging works, it is recommended that any future maintenance dredging works should not be carried out within 100 m from the shore, similar to that of the dredging for anti-scouring protection layer during construction phase. All maintenance dredging works should be carried out with the implementation of silt curtain to control the dispersion of SS. The production rate should comply with the permit dredging rate and number of grab per hour. 	IWMF site	IWMF operator			✓		EIAO-TM; WPCON/A	

EIA Ref	Environmental Protection Measures / Mitigation Measures	Location / Timing	Implementation Agent	Implementation Stages*				Relevant Legislation and Guidelines	Implementation Status and Remarks
				Des	C	O	Dec		
7b.8.4.1 – 7b.8.4.8	<p><u>Compensation of loss of important habitat of Finless Porpoise</u></p> <p><i>Designation of Marine Park</i></p> <ul style="list-style-type: none"> The Project Proponent has made a firm commitment to seek to designate a marine park of approximately 700 ha in the waters between Soko Islands and Shek Kwu Chau, in accordance with the statutory process stipulated in the Marine Parks Ordinance, as a compensation measure for the habitat loss arising from the construction of the IWMF at the artificial island near SKC. The Project Proponent shall seek to complete the designation by 2018 to tie in with the operation of the IWMF at the artificial island near SKC. A further study should be carried out to review relevant previous studies and collate available information on the ecological characters of the proposed area for marine park designation; and review available survey data for Finless Porpoise, water quality, fisheries, marine traffic and planned development projects in the vicinity. Based on the findings, ecological profiles of the proposed area for 	Waters between Shek Kwu Chau and Soko Islands	Project Proponent	✓		✓		EIAO-TM	N/A

EIA Ref	Environmental Protection Measures / Mitigation Measures	Location / Timing	Implementation Agent	Implementation Stages*				Relevant Legislation and Guidelines	Implementation Status and Remarks
				Des	C	O	Dec		
	<p>marine park designation should be established, and the extent and location of the proposed marine park be determined. The adequacy of enhancement measures should also be reviewed.</p> <ul style="list-style-type: none"> In addition, a management plan for the proposed marine park should be proposed, covering information on the responsible departments for operation and management (O&M) of the marine park, as well as the O&M duties of each of the departments involved. Consultation with relevant government departments and stakeholders should be conducted under the study. The study should be submitted to Director of Environmental Protection (DEP) for approval before the commencement of construction works. The Project Proponent should provide assistance to AFCD during the process of the marine park designation. . 								
7b.8.5.1 – 7b.8.5.4	<p><u>Additional Enhancement or Precautionary Measures</u> <i>Deployment of Artificial Reefs</i></p> <ul style="list-style-type: none"> Deployment of artificial reefs (ARs) is an enhancement measure for the 	<p>Within the proposed marine park under this study</p>	Project Proponent	✓		✓		EIAO-TM	N/A

EIA Ref	Environmental Protection Measures / Mitigation Measures	Location / Timing	Implementation Agent	Implementation Stages*				Relevant Legislation and Guidelines	Implementation Status and Remarks
				Des	C	O	Dec		
	<p>marine habitats. ARs are proposed to be deployed within the proposed marine park under this Project. The exact location, dimension and type of ARs to be deployed are to be further investigated along with the further study of the proposed marine park under this Project. The proposed ARs would be deployed at the same time as the complete designation of marine park.</p> <p><i>Release of Fish Fry at Artificial Reefs and Marine Park</i></p> <ul style="list-style-type: none"> Release of fish fry at the proposed ARs, as well as the proposed marine park under this study, should enhance the fish resources in the nearby waters, and subsequently food sources for Finless Porpoise. The proposed ARs with various micro-habitats would have the potential to provide shelter and nursery ground for the released fish fry. The frequency and quantity of fry to be released should be agreed by AFCD. 								

* Des - Design, C - Construction, O – Operation, and Dec - Decommissioning

Table B.6 Implementation Schedule for Fisheries Measures for the IWMF at the artificial island near SKC

EIA Ref	Environmental Protection Measures / Mitigation Measures	Location / Timing	Implementation Agent	Implementation Stages*				Relevant Legislation and Guidelines	Implementation Status and Remarks
				Des	C	O	Dec		
8b.8.1.2	<p><u>Measure to minimize loss of and disturbance on fisheries resources</u></p> <ul style="list-style-type: none"> Alteration to the phasing of works, construction method, and layout plan of the IWMF at the artificial island near SKC has been made. The total fishing ground to be permanently lost due to the project has been significantly reduced from ~50 ha to ~31 ha. By adopting the current circular cells instead of the conventional seawall construction method, SS elevation would be greatly reduced, minimizing adverse impact on the health of fisheries resources. 	IWMF site	Design team, contractor	✓	✓		✓	EIAO-TM	N/A
8b.8.1.3	<p><u>Measure to minimize impingement and entrainment</u></p> <ul style="list-style-type: none"> Provision of a screen at the water intake point for desalination plant would be essential to minimize the risk of impingement and entrainment of fisheries resources (including fish, larvae and egg) through the intake point. 	IWMF site	Design team, contractor, IW MF operator	✓	✓	✓		EIAO-TM	N/A

EIA Ref	Environmental Protection Measures / Mitigation Measures	Location / Timing	Implementation Agent	Implementation Stages*				Relevant Legislation and Guidelines	Implementation Status and Remarks
				Des	C	O	Dec		
8b.8.1.4-8b.8.1.6	<p><u>Measures to control water quality</u></p> <ul style="list-style-type: none"> No wastewater effluent, anti-fouling agent, heavy metals and other contaminants would be released during operation phase of the Project. Mitigation measures recommended in the water quality impact assessment during construction and operation would serve to protect fisheries resources from indirect impacts resulted from the Project 	Work site, IWMF site	Design team, contractor, IWMF operator	✓	✓	✓	✓	EIAO-TM	Implemented
8b.8.1.7 – 8b.8.1.8	<p><u>Additional Enhancement / Precautionary Measures</u></p> <ul style="list-style-type: none"> Artificial Reefs (ARs) are proposed to be deployed within the proposed marine park under this Project as an enhancement measure for the marine habitats. This enhancement feature would bring positive impacts to the previously identified important spawning and nursery ground for fisheries resources. <p><i>Release of Fish Fry at Artificial Reefs</i></p> <ul style="list-style-type: none"> Release of fish fry has been proposed under this Project. The proposed deployment of ARs within the proposed marine park would provide shelter and nursery ground for the released fish fry. The frequency and quantity of fry to be released should be agreed by AFCD. 	Within the proposed marine park in the waters between Soko Islands and Shek Kwu Chau	Project Proponent	✓		✓		EIAO-TM	N/A

* Des - Design, C - Construction, O – Operation, and Dec - Decommissioning

Table B.7 Implementation Schedule for Landscape and Visual Measures for the IWMF at the artificial island near SKC

EIA Ref	Environmental Protection Measures / Mitigation Measures	Location / Timing	Implementation Agent	Implementation Stages*				Relevant Legislation and Guidelines	Implementation Status and Remarks
				Des	C	O	Dec		
S10b.10 MLVC- 01	Grass-hydroseeded bare soil surface and stock pile area	Work site / During construction phase	Contractor		✓				N/A
S10b.10 MLVC-02	<p><u>Landscape Design</u></p> <ol style="list-style-type: none"> 1) Early planting using fast grow trees and tall shrubs at strategic locations within site as buffer to block view corridors to the site from the VSRs, and to locally screen haul roads, excavation works and site preparation works. 2) Use of tree species of dense tree crown to serve as visual barrier. 3) Hard and soft landscape treatment (e.g. trees and shrubs) of open areas within development to provide a background for the outdoor containers from open view, shade and shelter, and a green appearance from surrounding viewpoints. 4) Planting strip along the periphery of the project site. 5) Selected tree species suitable for the coastal condition. 	Work site / During design & construction phases	Contractor	✓	✓				N/A

EIA Ref	Environmental Protection Measures / Mitigation Measures	Location / Timing	Implementation Agent	Implementation Stages*				Relevant Legislation and Guidelines	Implementation Status and Remarks
				Des	C	O	Dec		
S10b.10 MLVC-03	<p><u>Adoption of Natural Features of the Existing Shoreline</u></p> <p>1) Use of boulders in different sizes and with the similar textures of the existing rocky shores for the construction of breakwater and artificial shoreline in order to blend into the existing natural shoreline.</p> <p>2) Use of cellular cofferdam together with the natural boulders to form a curvature shoreline for the reclamation area to echo with the natural shoreline of SKC.</p>	Work site / During construction phase	Contractor		✓				N/A
S10b.10 MLVC-04	<p><u>Greening Design (Rooftop & Vertical Greening)</u></p> <p>1) Implementation of rooftop and vertical greening (vertical building envelope) along the periphery of each building block to increase the amenity value of the work, moderate temperature extremes and enhance building energy performance. The greening appearance of the building shall enhance its visual harmony with the natural surroundings as well as reduce the apparent visual mass of the structure.</p> <p>2) Sufficient space between concrete enclosure and stack to minimize heat transfer.</p> <p>3) Introduction of landscape decks at the stack to further enhance the overall natural and green concept unique for this site.</p>	Work site / During design & construction phases	Contractor	✓	✓				N/A

EIA Ref	Environmental Protection Measures / Mitigation Measures	Location / Timing	Implementation Agent	Implementation Stages*				Relevant Legislation and Guidelines	Implementation Status and Remarks
				Des	C	O	Dec		
S10b.10 MVC-01	<p><u>Visual Mitigation and Aesthetic Design</u></p> <ol style="list-style-type: none"> 1) Use of natural materials with recessive color to minimize the bulkiness of the building. 2) Adoption of innovative aesthetic design to the chimney to minimize or visually mitigate the massing of the chimney so as to reduce its visual impact to the surroundings. 3) Color of the chimney in a gradual changing manner to match with the color of the sky. 4) Provision of observation deck for public enjoyment at the top of the chimney to diminish the feeling of chimney. 5) Provision of sky gardens between the two stacks to allow additional greening for enhancing the aesthetic quality. Maintenance access (elevator and staircase) from the ground floor to the sky gardens will be provided to allow maintenance of the sky gardens. 6) Integration of the visitor’s walkway with different material façade design of incinerator plant to enhance the aesthetic quality. 	Structures in IWMF / During design & construction phases	Contractor	✓	✓				N/A
S10b.10 MVC-02	Control of the security floodlight for construction areas at night to avoid excessive glare to the surrounding receiver.	Work site / During construction phase	Contractor		✓				Implemented

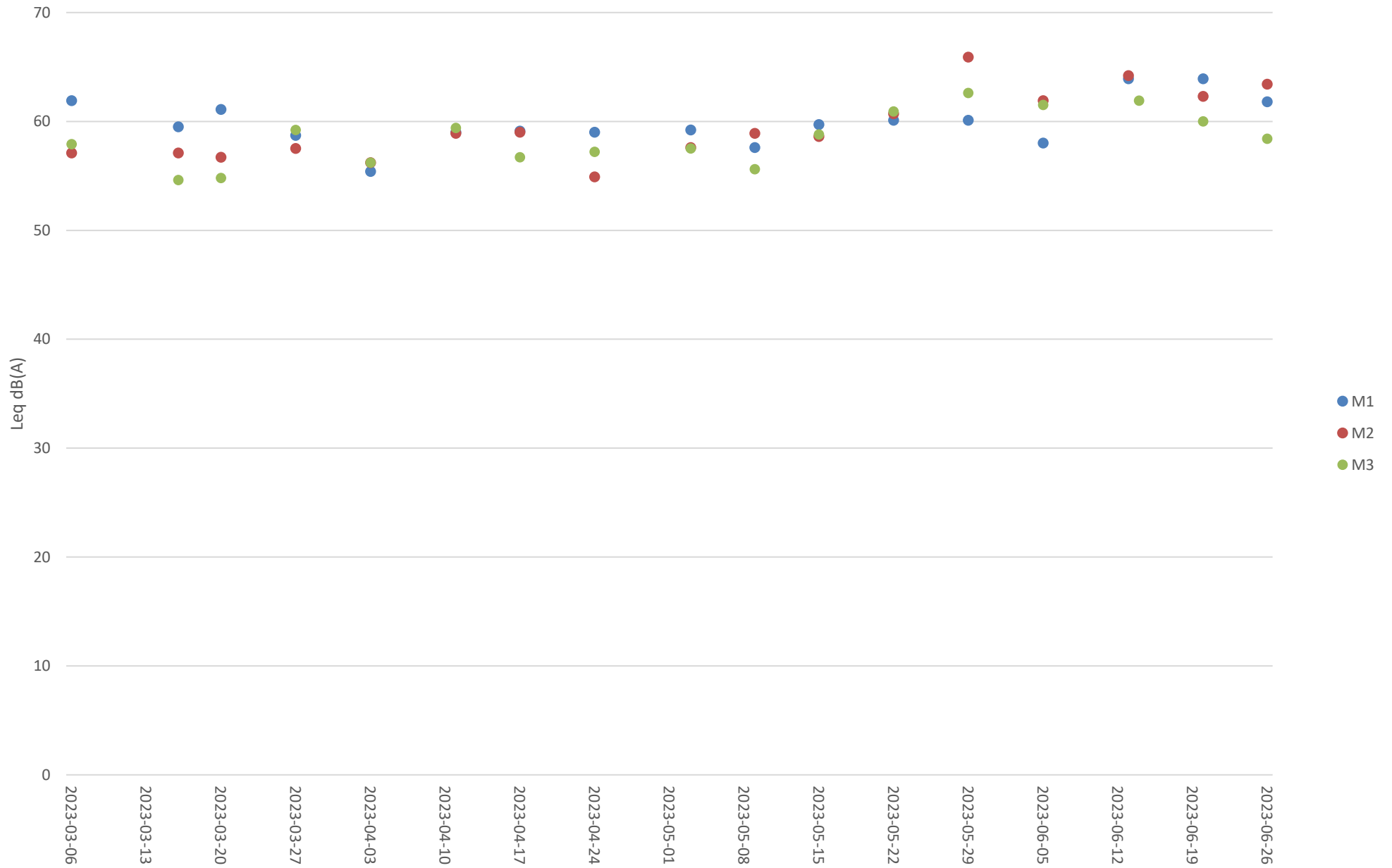
EIA Ref	Environmental Protection Measures / Mitigation Measures	Location / Timing	Implementation Agent	Implementation Stages*				Relevant Legislation and Guidelines	Implementation Status and Remarks
				Des	C	O	Dec		
S10b.10 MVC-03	Optimization of the construction sequence and construction programme to minimize the duration of impact.	Work site / During design & construction phases	Contractor	✓	✓				Implemented
S10b.10 MVC-04	Storage of the backfilling materials for site formation & construction materials / wastes on site at a maximum height of 2m, covered with an impermeable material of visually unobtrusive material (in earth tone).	Work site / During construction phase	Contractor		✓				N/A
S10b.10 MVC-05	Reduction of the number of construction traffic at the site to practical minimum.	Work site / During construction phase	Contractor		✓				Implemented
S10b.10 MLVO-01	<u>Planting Maintenance</u> Provision of proper planting maintenance and replacement of defective plant species on the new planting areas to enhance aesthetic and landscape quality.	Project site / During Operation phase	Contractor			✓			N/A
S10b.10 MVO-01	<u>Environmental Education Centre</u> Development of an Environmental Education Center, in which regular exhibitions and lectures to promote environmental awareness and waste reduction concept would be provided, as a part of the IWMF for the general public to alleviate negative public perceptions of the development.	Project site / During Operation phase	Contractor			✓			N/A
S10b.10 MVO-02	<u>Control of Light</u> Control the numbers of lights and their intensity to a level that is good enough to meet the safety requirements at night but not excessive.	Project site / During Operation phase	Contractor			✓			N/A

EIA Ref	Environmental Protection Measures / Mitigation Measures	Location / Timing	Implementation Agent	Implementation Stages*				Relevant Legislation and Guidelines	Implementation Status and Remarks
				Des	C	O	Dec		
S10b.10 MVO-03	<u>Control of Operation Time</u> Minimization of the frequency of waste transportation to practical minimum (e.g. limit the reception of MSW from 8 am to 8 pm)	Project site / During Operation phase	Contractor			✓			N/A

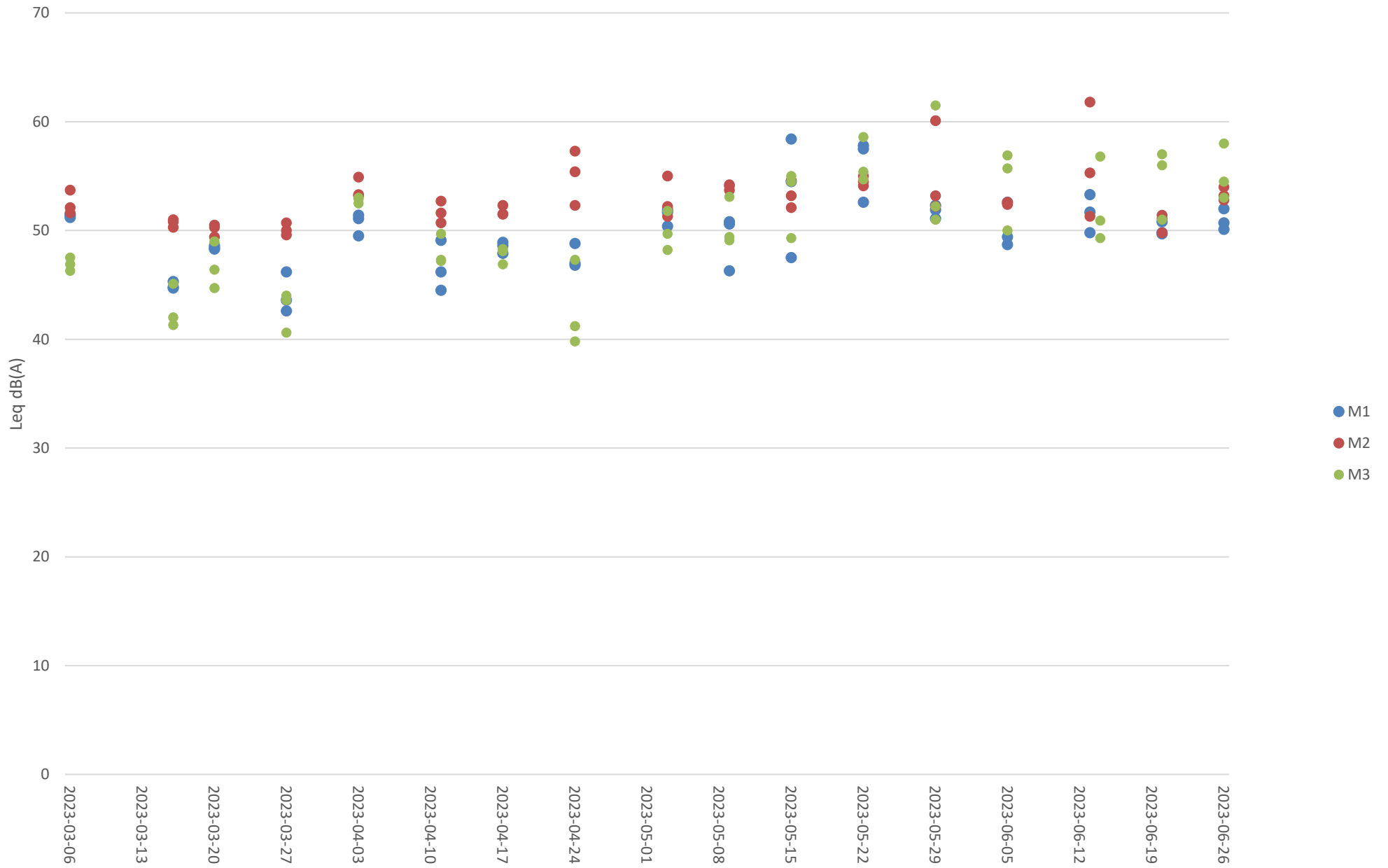
* Des - Design, C - Construction, O – Operation, and Dec - Decommissioning

Appendix C Noise Monitoring Data Trending

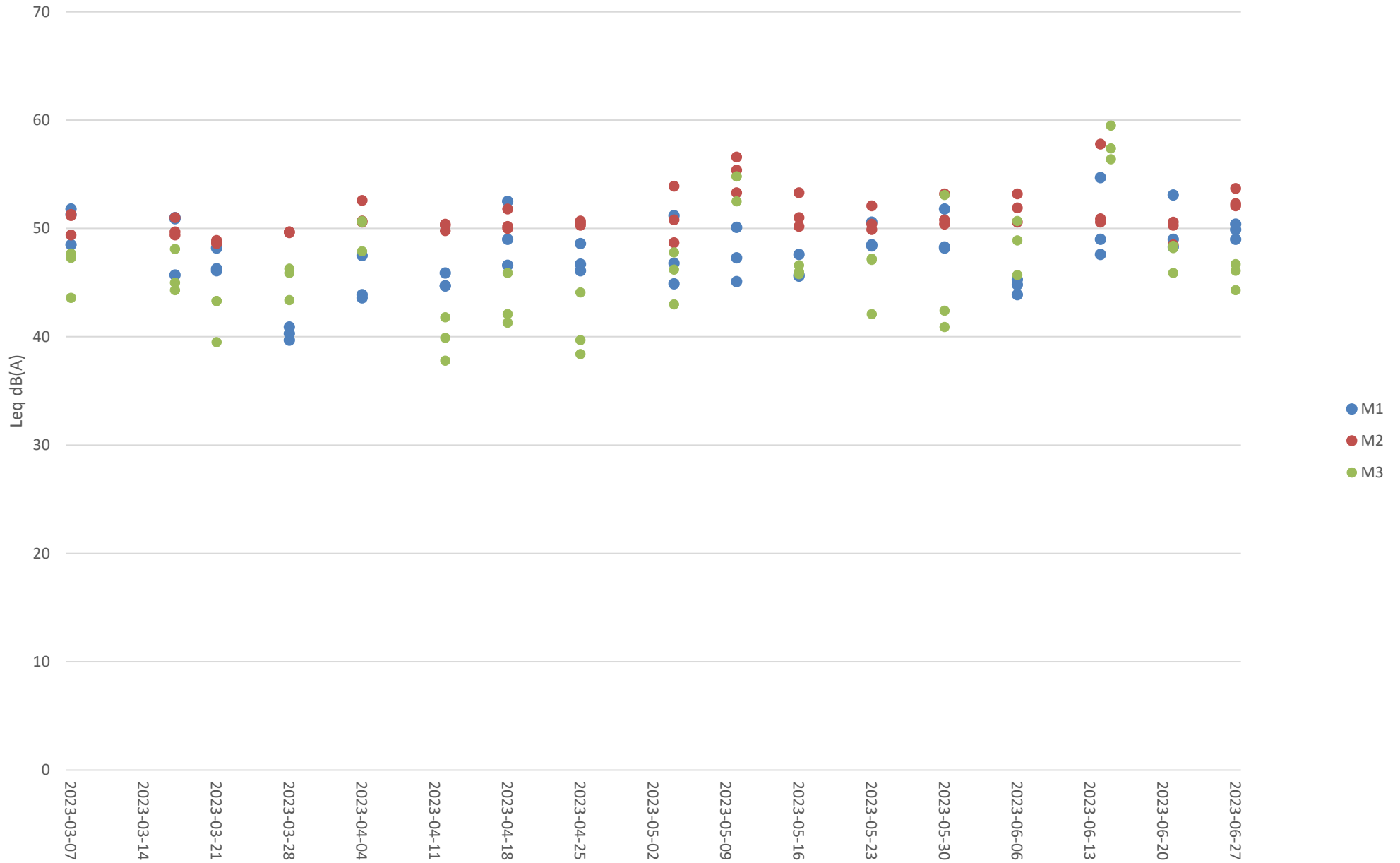
Impact Noise Monitoring Results during Day Time (0700 - 1900 hours)



Additional Impact Noise Monitoring Results during Evening Time (1900 - 2300 hours)



Additional Impact Noise Monitoring Results during Night Time (2300 - 0700 hours)



Appendix D Waste Flow Table




Monthly Summary Waste Flow Table for 2018 (year)

Project : Integrated Waste Management Facilities, Phase 1

Contract No.: EP/SP/66/12

Month	Actual Quantities of Inert C&D Materials Generated Monthly								Actual Quantities of C&D Wastes Generated Monthly					
	Total Quantity Generated	Hard Rock and Large Broken Concrete (see Note 1)	Reused in the Contract	Reused in other Projects	Disposed as Public Fill (see Note 4)	Imported Fill Sand (see Note 4)	Imported Fill Public fill (see Note 4)	Imported Fill Rock (see Note 4)	Metals (see Note 5)	Paper/ cardboard packaging (see Note 5)	Plastics (see Note 2, 5)	Chemical Waste		Others, e.g. general refuse (see Note 3)
	(in ,000m ³)	(in ,000m ³)	(in ,000m ³)	(in ,000m ³)	(in ,000m ³)	(in ,000m ³)			(in ,000 kg)	(in ,000kg)	(in ,000kg)	(in ,000kg)	(in ,000L)	(in ,000 m ³)
Jan	0	0	0	0	0	0	0	0	0	0	0	0	0	0
Feb	0	0	0	0	0	0	0	0	0	0	0	0	0	0
Mar	0	0	0	0	0	0	0	0	0	0	0	0	0	0
Apr	0	0	0	0	0	0	0	0	0	0	0	0	0	0
May	0	0	0	0	0	0	0	0	0	0	0	0	0	0
Jun	0	0	0	0	0	0	0	0	0	0	0	0	0	0
Sub-total	0	0	0	0	0	0	0	0	0	0	0	0	0	0
Jul	0	0	0	0	0	0	0	0	0	0	0	0	0	0
Aug	0	0	0	0	0	0	0	0	0	0	0	0	0	0.0065
Sep	0	0	0	0	0	2.9619	0	0	0	0	0	0	0	0
Oct	0	0	0	0	0	3.0771	0	0	0	0	0	0	0	0.0130
Nov	0	0	0	0	0	6.7871	0	0	0	0	0	0	0	0
Dec	0	0	0	0	0	59.0709	0	0	0	0	0	0.2000	0.8700	0
Total	0	0	0	0	0	71.8970	0	0	0	0	0	0.2000	0.8700	0.0195

- Notes:
- (1) Broken concrete for recycling into aggregates.
 - (2) Plastics refer to plastic bottles/ containers, plastic sheets/ foam from packaging materials.
 - (3) Use the conversion factor : 1 full load of dumping truck being equivalent to 6.5m³ by volume.
 - (4) Use the conversion factor: sand density = 1.6T/m³, public fill density = 1.8T/m³ and rock density = 2T/m³
 - (5) Materials recycled.



Monthly Summary Waste Flow Table for 2019 (year)

Project : Integrated Waste Management Facilities, Phase 1

Contract No.: EP/SP/66/12

Month	Actual Quantities of Inert C&D Materials Generated Monthly								Actual Quantities of C&D Wastes Generated Monthly					
	Total Quantity Generated	Hard Rock and Large Broken Concrete (see Note 1)	Reused in the Contract	Reused in other Projects	Disposed as Public Fill (see Note 4)	Imported Fill Sand (see Note 4)	Imported Fill Public fill (see Note 4)	Imported Fill Rock (see Note 4)	Metals (see Note 5)	Paper/ cardboard packaging (see Note 5)	Plastics (see Note 2, 5)	Chemical Waste		Others, e.g. general refuse (see Note 3)
	(in ,000m ³)	(in ,000m ³)	(in ,000m ³)	(in ,000m ³)	(in ,000m ³)	(in ,000m ³)			(in ,000 kg)	(in ,000kg)	(in ,000kg)	(in ,000kg)	(in ,000L)	(in ,000 m ³)
Jan	0	0	0	0	0	82.6139	0	0	0	0	0	0	0	0.0065
Feb	0	0	0	0	0	46.7821	0	0	0	0	0	0	0	0
Mar	0	0	0	0	0	97.1000	0	0.7552	0	0.2560	0	0	0	0
Apr	0	0	0	0	0	58.0413	0	0	0	0	0	0	0	0
May	0	0	0	0	0	14.5625	0	1.4648	0	0	0	0	0	0.0065
Jun	0	0	0	0	0	0	0	6.8421	0	0	0	0	0	0
Sub-total	0	0	0	0	0	299.0998	0	9.0621	0	0.2560	0	0	0	0.0130
Jul	0	0	0	0	0	0	0	0.4289	0	0	0	0	8.4000	0.0130
Aug	0	0	0	0	0	2.5775	0	10.5600	0	0	0	0	0	0
Sep	0	0	0	0	0	6.1081	0	8.4704	0	0.3530	0	0	0	0.0065
Oct	0	0	0	0	0	9.8875	0	7.1900	0	0	0	0	0	0
Nov	0	0	0	0	0	38.3088	0	19.3105	0	0	0	0	0	0.0195
Dec	0	0	0	0	0	54.3469	0	26.9807	0	0	0	0	0	0.0910
Total	0	0	0	0	0	410.3286	0	82.0026	0	0.6090	0	0	8.4000	0.1430

- Notes:
- (1) Broken concrete for recycling into aggregates.
 - (2) Plastics refer to plastic bottles/ containers, plastic sheets/ foam from packaging materials.
 - (3) Use the conversion factor : 1 full load of dumping truck being equivalent to 6.5m³ by volume.
 - (4) Use the conversion factor: sand density = 1.6T/m³, public fill density = 1.8T/m³ and rock density = 2T/m³
 - (5) Materials recycled.



Monthly Summary Waste Flow Table for 2020 (year)

Project : Integrated Waste Management Facilities, Phase 1

Contract No.: EP/SP/66/12

Month	Actual Quantities of Inert C&D Materials Generated Monthly								Actual Quantities of C&D Wastes Generated Monthly					
	Total Quantity Generated	Hard Rock and Large Broken Concrete (see Note 1)	Reused in the Contract	Reused in other Projects	Disposed as Public Fill (see Note 4)	Imported Fill Sand (see Note 4)	Imported Fill Public fill (see Note 4)	Imported Fill Rock (see Note 4)	Metals (see Note 5)	Paper/ cardboard packaging (see Note 5)	Plastics (see Note 2, 5)	Chemical Waste		Others, e.g. general refuse (see Note 3)
	(in ,000m ³)	(in ,000m ³)	(in ,000m ³)	(in ,000m ³)	(in ,000m ³)	(in ,000m ³)			(in ,000 kg)	(in ,000kg)	(in ,000kg)	(in ,000kg)	(in ,000L)	(in ,000 m ³)
Jan	0	0	0	0	0	37.1550	0	25.0812	0	0	0	0	0	0.0065
Feb	0	0	0	0	0	27.7910	0	18.8300	0	0	0	0	0	0.0065
Mar	0	0	0	0	0	22.5669	0	26.1586	0	0	0	0	7.2000	0.0065
Apr	0	0	0	0	0	12.7800	0	10.1825	0	0	0	0	0	0.0195
May	0	0	0	0	0	16.1138	0	24.3740	0	0.4220	0	0	0	0.0195
Jun	0	0	0	0	0	31.5177	0	28.3030	0	0	0	0	0	0.0065
Sub-total	0	0	0	0	0	147.9244	0	132.9293	0	0.4220	0	0	7.2000	0.0650
Jul	0	0	0	0	0	34.7856	17.0606	35.1800	0	0	0	0	0	0.0195
Aug	0	0	0	0	0	27.1375	65.5667	27.9335	0	0	0	0	0	0
Sep	0	0	0	0	0	11.9813	110.1328	43.5435	0	0	0	0	0	0.0195
Oct	0	0	0	0	0	2.8213	131.6600	22.5415	0	0	0	0	0	0.0130
Nov	0	0	0	0	0	0	162.1811	44.6475	0	0.4090	0	0	0.4000	0.0130
Dec	0	0	0	0	0	0	174.9800	57.8380	0	0	0	0	0	0.0130
Total	0	0	0	0	0	224.6501	661.5812	364.6133	0	0.8310	0	0	7.6000	0.1430

- Notes:
- (1) Broken concrete for recycling into aggregates.
 - (2) Plastics refer to plastic bottles/ containers, plastic sheets/ foam from packaging materials.
 - (3) Use the conversion factor : 1 full load of dumping truck being equivalent to 6.5m³ by volume.
 - (4) Use the conversion factor: sand density = 1.6T/m³, public fill density = 1.8T/m³ and rock density = 2T/m³
 - (5) Materials recycled.



Monthly Summary Waste Flow Table for 2021 (year)

Project : Integrated Waste Management Facilities, Phase 1

Contract No.: EP/SP/66/12

Month	Actual Quantities of Inert C&D Materials Generated Monthly								Actual Quantities of C&D Wastes Generated Monthly					
	Total Quantity Generated	Hard Rock and Large Broken Concrete (see Note 1)	Reused in the Contract	Reused in other Projects	Disposed as Public Fill (see Note 4)	Imported Fill Sand (see Note 4)	Imported Fill Public fill (see Note 4)	Imported Fill Rock (see Note 4)	Metals (see Note 5)	Paper/ cardboard packaging (see Note 5)	Plastics (see Note 2, 5)	Chemical Waste		Others, e.g. general refuse (see Note 3)
	(in ,000m ³)	(in ,000m ³)	(in ,000m ³)	(in ,000m ³)	(in ,000m ³)	(in ,000m ³)			(in ,000 kg)	(in ,000kg)	(in ,000kg)	(in ,000kg)	(in ,000L)	(in ,000 m ³)
Jan	0	0	0	0	0	0	198.1311	36.4775	0	0	0	0	0	0.0065
Feb	0	0	0	0	0	0	143.9511	20.9960	0	0	0	0	0	0.6305
Mar	0	0	0	0	0	0	103.1833	23.4510	0	0	0	0	0	0.0130
Apr	0	0	0	0	0	0	161.2956	27.2810	0	0	0	0	0	0.0130
May	0	0	0	0	0	0	193.3300	20.5265	0	0	0	0	0	0.0715
Jun	0	0	0	0	0	0	141.5728	23.7825	0	0.2440	0	0	0	0.0455
Sub-total	0	0	0	0	0	0	941.4639	152.5145	0	0.2440	0	0	0	0.7800
Jul	0	0	0	0	0	0	105.1083	30.6065	0	0	0	0	0	0.0195
Aug	0	0	0	0	0	0	11.1822	7.5180	0	0	0	0	0	0.0130
Sep	0	0	0	0	0	0	0	5.7575	0	0	0	0	0.6000	0.0390
Oct	0	0	0	0	0	0	0	6.8885	0	0	0	0	0	0
Nov	0	0	0	0	0	0	0	6.2975	0	0.1610	0	0	0	0.0130
Dec	0	0	0	0	0	0	0	5.9235	0	0	0	0	0	0
Total	0	0	0	0	0	0	1057.7544	215.5060	0	0.4050	0	0	0.6000	0.8645

- Notes:
- (1) Broken concrete for recycling into aggregates.
 - (2) Plastics refer to plastic bottles/ containers, plastic sheets/ foam from packaging materials.
 - (3) Use the conversion factor : 1 full load of dumping truck being equivalent to 6.5m³ by volume.
 - (4) Use the conversion factor: sand density = 1.6T/m³, public fill density = 1.8T/m³ and rock density = 2T/m³.
 - (5) Materials recycled.




Monthly Summary Waste Flow Table for 2022 (year)

Project : Integrated Waste Management Facilities, Phase 1

Contract No.: EP/SP/66/12

Month	Actual Quantities of Inert C&D Materials Generated Monthly								Actual Quantities of C&D Wastes Generated Monthly					
	Total Quantity Generated	Hard Rock and Large Broken Concrete (see Note 1)	Reused in the Contract	Reused in other Projects (see Note 4)	Disposed as Public Fill (see Note 4)	Imported Fill Sand (see Note 4)	Imported Fill Public fill (see Note 4)	Imported Fill Rock (see Note 4)	Metals (see Note 5)	Paper/ cardboard packaging (see Note 5)	Plastics (see Note 2, 5)	Chemical Waste		Others, e.g. general refuse (see Note 3)
	(in ,000m ³)	(in ,000m ³)	(in ,000m ³)	(in ,000m ³)	(in ,000m ³)	(in ,000m ³)			(in ,000 kg)	(in ,000kg)	(in ,000kg)	(in ,000kg)	(in ,000L)	(in ,000 m ³)
Jan	0	0	0	0	0	0	4.9389	2.7070	0	0.1550	0	0	0	0.0715
Feb	0	0	0	0	0	0	3.2478	4.0290	0	0	0	0.4000	0.2250	0
Mar	0	0	0	0	0	0	2.3422	2.7820	0	0	0	0	0	0.0780
Apr	0	0	0	0	0	0	18.2189	5.8100	0	0.3120	0	0	0	0.1495
May	0.0648	0	0	0	0.0648	0	16.7711	17.2320	0	0	0	0	0	0.0975
Jun	0.0037	0	0	0	0.0037	0.2115	1.1128	14.1470	36.3000	0.3890	0	0	1.7250	0.0975
Sub-total	0.0685	0	0	0	0.0685	0.2115	46.6317	46.7070	36.3000	0.8560	0	0.4000	1.9500	0.4940
Jul	25.7183	0	0	25.7183	0	0.1125	0.8333	17.5210	0	0.6400	0.0060	0	0	0.1235
Aug	13.2494	0	0	13.2494	0	0	0	24.5210	76.0300	1.8870	0	0	0	0.1170
Sep	24.9072	0	0	24.8494	0.0578	0	0	16.2815	72.0600	0.3060	0	0	0	0.1885
Oct	13.3139	0	0	13.3006	0.0133	0	0	11.8665	78.1000	0.5800	0	0	0	0.2405
Nov	26.5583	0	0	26.5583	0	0	0	7.2055	0	0	0	0	0	0.1105
Dec	29.1411	0	0	29.1411	0	0	0	3.5174	0	0	0	0	0	0.2535
Total	132.9567	0	0	132.8171	0.1396	0.3240	47.4650	127.6199	262.4900	4.2690	0.0060	0.4000	1.9500	1.5275

- Notes:
- (1) Broken concrete for recycling into aggregates.
 - (2) Plastics refer to plastic bottles/ containers, plastic sheets/ foam from packaging materials.
 - (3) Use the conversion factor : 1 full load of dumping truck being equivalent to 6.5m³ by volume.
 - (4) Use the conversion factor: sand density = 1.6T/m³, public fill density = 1.8T/m³ and rock density = 2T/m³.
 - (5) Materials recycled.



Monthly Summary Waste Flow Table for 2023 (year)

Project : Integrated Waste Management Facilities, Phase 1






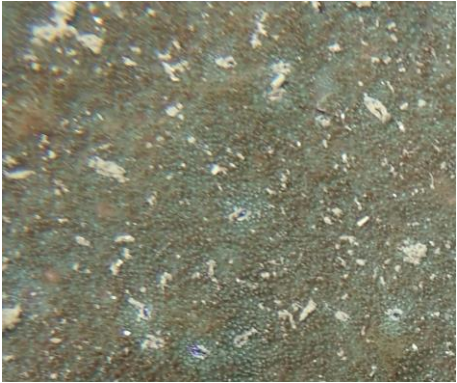
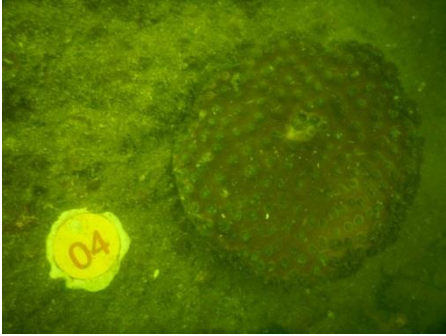

Contract No.: EP/SP/66/12









Month	Actual Quantities of Inert C&D Materials Generated Monthly								Actual Quantities of C&D Wastes Generated Monthly					
	Total Quantity Generated	Hard Rock and Large Broken Concrete (see Note 1)	Reused in the Contract	Reused in other Projects (see Note 4)	Disposed as Public Fill (see Note 4)	Imported Fill Sand (see Note 4)	Imported Fill Public fill (see Note 4)	Imported Fill Rock (see Note 4)	Metals (see Note 5)	Paper/ cardboard packaging (see Note 5)	Plastics (see Note 2, 5)	Chemical Waste		Others, e.g. general refuse (see Note 3)
	(in ,000m ³)	(in ,000m ³)	(in ,000m ³)	(in ,000m ³)	(in ,000m ³)	(in ,000m ³)			(in ,000 kg)	(in ,000kg)	(in ,000kg)	(in ,000kg)	(in ,000L)	(in ,000 m ³)
Jan	24.6728	0	0	24.6728	0	0	0	1.3545	0	0.3150	0	0	0	0.1365
Feb	26.7206	0	0	26.7206	0	0	0	1.8990	11.1501	0	0.0007	0	0	0.1235
Mar	22.1089	0	0	22.1089	0	0	0	0.9025	0	0	0	0	0	0.1105
Apr	36.0011	0	0	36.0011	0	0	0	0	0	0.2150	0	0	0	0.1365
May	21.8900	0	0	21.8900	0	0	0	0	0	0.3160	0	0	0	0.1495
Jun	8.8878	0	0	8.8878	0	0	0	0	0	0	0	0	0	0.1950
Sub-total	140.2812	0	0	140.2812	0	0	0	4.1560	11.1501	0.8460	0.0007	0	0	0.8515
Jul														
Aug														
Sep														
Oct														
Nov														
Dec														
Total	140.2812	0	0	140.2812	0	0	0	4.1560	11.1501	0.8460	0.0007	0	0	0.8515





- Notes:
- (1) Broken concrete for recycling into aggregates.
 - (2) Plastics refer to plastic bottles/ containers, plastic sheets/ foam from packaging materials.
 - (3) Use the conversion factor : 1 full load of dumping truck being equivalent to 6.5m³ by volume.
 - (4) Use the conversion factor: sand density = 1.6T/m³, public fill density = 1.8T/m³ and rock density = 2T/m³.
 - (5) Materials recycled.

Appendix E Photo Records for Coral Monitoring

Photo Plate for Tagged and Re-tagged Corals at Control Site during the 18th Quarterly Coral Monitoring during Construction Phase on 28 June 2023

Tag #	Baseline (26 June 2018 & 3 December 2018)	28 June 2023
#1	 <p align="center"><i>Goniopora stutchburyi</i></p>	 <p align="center"><i>Goniopora stutchburyi</i></p>
#2R	 <p align="center"><i>Goniopora stutchburyi</i></p>	 <p align="center"><i>Goniopora stutchburyi</i></p>
#3	 <p align="center"><i>Psammocora superficialis</i></p>	 <p align="center"><i>Psammocora superficialis</i></p>
#4	 <p align="center"><i>Turbinaria peltata</i></p>	 <p align="center"><i>Turbinaria peltata</i></p>




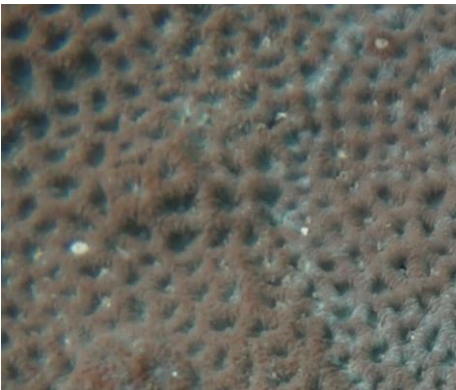




Tag #	Baseline (26 June 2018 & 3 December 2018)	28 June 2023
#5R	 <p data-bbox="389 589 639 618"><i>Goniopora stutchburyi</i></p>	 <p data-bbox="1035 636 1286 665"><i>Goniopora stutchburyi</i></p>
#6	 <p data-bbox="405 1048 624 1077"><i>Cyphastrea serailia</i></p>	 <p data-bbox="1051 1066 1270 1095"><i>Cyphastrea serailia</i></p>
#7R	 <p data-bbox="424 1480 604 1509"><i>Coscinaraea</i> sp.</p>	 <p data-bbox="1070 1503 1251 1532"><i>Coscinaraea</i> sp.</p>
#8	 <p data-bbox="389 1935 639 1964"><i>Goniopora stutchburyi</i></p>	 <p data-bbox="1035 1980 1286 2009"><i>Goniopora stutchburyi</i></p>









Tag #	Baseline (26 June 2018 & 3 December 2018)	28 June 2023
#9	 <p data-bbox="389 586 638 618"><i>Goniopora stutchburyi</i></p>	 <p data-bbox="1034 636 1283 667"><i>Goniopora stutchburyi</i></p>
#10R	 <p data-bbox="389 1043 638 1075"><i>Goniopora stutchburyi</i></p>	 <p data-bbox="1034 1066 1283 1097"><i>Goniopora stutchburyi</i></p>





Notes:

- i. The re-tagged corals were marked as ##**R**.

Photo Plate for Re-tagged Corals at Indirect Impact during the 18th Quarterly Coral Monitoring during Construction Phase on 28 June 2023

Tag #	Baseline (23 November 2018)	28 June 2023
#11R	 <p align="center"><i>Cyphastrea serailia</i></p>	 <p align="center"><i>Cyphastrea serailia</i></p>
#12R	 <p align="center"><i>Favites chinensis</i></p>	 <p align="center"><i>Favites chinensis</i></p>
#13R	 <p align="center"><i>Turbinaria peltata</i></p>	 <p align="center"><i>Turbinaria peltata</i></p>
#14R	 <p align="center"><i>Favites chinensis</i></p>	 <p align="center"><i>Favites chinensis</i></p>

Tag #	Baseline (23 November 2018)	28 June 2023
#15R	 <p data-bbox="424 562 673 595"><i>Goniopora stutchburyi</i></p>	 <p data-bbox="1059 589 1308 622"><i>Goniopora stutchburyi</i></p>
#16R	 <p data-bbox="405 994 689 1028"><i>Psammocora superficialis</i></p>	 <p data-bbox="1043 1019 1327 1052"><i>Psammocora superficialis</i></p>
#17R	 <p data-bbox="453 1426 641 1460"><i>Favites chinensis</i></p>	 <p data-bbox="1091 1451 1279 1485"><i>Favites chinensis</i></p>
#18R	 <p data-bbox="405 1859 689 1892"><i>Psammocora superficialis</i></p>	 <p data-bbox="1043 1886 1327 1919"><i>Psammocora superficialis</i></p>

Tag #	Baseline (23 November 2018)	28 June 2023
#19R	 <p data-bbox="405 584 692 618"><i>Psammocora superficialis</i></p>	 <p data-bbox="1038 633 1326 667"><i>Psammocora superficialis</i></p>
#20R	 <p data-bbox="405 1043 692 1077"><i>Psammocora superficialis</i></p>	 <p data-bbox="1038 1066 1326 1099"><i>Psammocora superficialis</i></p>

Notes:

- i. The re-tagged corals were marked as ##**R**.

Appendix F Photo Records for White-bellied Sea Eagle Monitoring

Photo Plate for 58th Monthly WBSE monitoring



Two adult WBSEs recorded next to the nest on 26 April 2023



One WBSE Chick record inside the nest on 26 April 2023

Photo Plate for 59th Monthly WBSE monitoring



One juvenile WBSE standing on a tree next to the nest on 30 May 2023



One adult and one juvenile WBSE standing on a tree next to the nest on 30 May 2023

Photo Plate for 60th Monthly WBSE monitoring



One juvenile WBSE standing on a tree next to the nest on 28 June 2023



One adult WBSE recorded flying around the nest area on 28 June 2023

Appendix G Complaint Log

Statistical Summary of Environmental Complaints

Reporting Period	Environmental Complaint Statistics		
	Frequency	Cumulative	Complaint Nature
1 Apr 2023-30 Apr 2023	0	1	N/A
1 May 2023-31 May 2023	0	1	N/A
1 June 2023-30 June 2023	2	3	<ul style="list-style-type: none"> • Construction dust • Insufficient dust control measures

Statistical Summary of Environmental Summons

Reporting Period	Environmental Summons Statistics		
	Frequency	Cumulative	Details
1 Apr 2023-30 Apr 2023	0	0	N/A
1 May 2023-31 May 2023	0	0	N/A
1 June 2023-30 June 2023	0	0	N/A

Statistical Summary of Environmental Prosecution

Reporting Period	Environmental Prosecution Statistics		
	Frequency	Cumulative	Details
1 Apr 2023-30 Apr 2023	0	0	N/A
1 May 2023-31 May 2023	0	0	N/A
1 June 2023-30 June 2023	0	0	N/A