

- 19 DEODORIZATION SYSTEM NO. 12
- 20 PLANT SERVICES WATER SYSTEM
- 21 THP COOLERS PUMPING STATION

NOTES:

1. DRAWINGS ARE NOT TO BE SCALED. ALL DIMENSIONS SHALL BE VERIFIED ON SITE PRIOR TO COMMENCEMENT OF CONSTRUCTION.
2. ALL LEVELS SHOWN ARE IN METERS AND REFER TO THE PRINCIPAL DATUM.
3. ALL CO-ORDINATES ARE IN ACCORDANCE WITH H.K. (1980) GEODETIC DATUM.
4. ALL DIMENSIONS ARE IN MILLIMETERS UNLESS OTHERWISE STATED.
5. ALL DETAILS SHOWING THE EXISTING CONDITIONS OF THE SITE INCLUDING ALL GROUND, STRUCTURES, ROAD, SERVICES, ETC. ARE INDICATIVE ONLY.
6. THE LOCATION, ORIENTATIONS, ALIGNMENT, SIZES, LEVELS AND DETAILS OF THE SEWAGE AND DRAINAGE WORKS, INCLUDING THE PIPES CONNECTION, MANHOLES, EXISTING PIPES TO BE CONNECTED, EXISTING MANHOLES TO BE MODIFIED, THE CONSTRUCTION METHOD SHOWN ON THIS SET OF DRAWINGS ARE INDICATIVE AND FOR TENDER PURPOSE ONLY.
7. EXACT TIE-IN WITH EXISTING FEATURES SHALL BE AGREED WITH THE SUPERVISOR.

LEGEND:

- 1 SITE BOUNDARY
- 2 UV SYSTEM NO. 1 & EFFLUENT PUMPING STATION NO. 1
- 3 SLUDGE DEWATERING BUILDING
- 4 COMBINED HEAT & POWER BUILDING
- 5 SLUDGE DIGESTER
- 6 WORKSHOP NO. 2
- 7 THERMAL HYDROLYSIS PRETREATMENT FACILITIES
- 8 BIOGAS HOLDING TANKS
- 9 WASTE GAS BURNER
- 10 SEWAGE PUMPING STATION
- 11 FERRIC CHLORIDE DOSING FACILITIES
- 12 WATER METER CABINET
- 13 H2S REMOVAL SYSTEM
- 14 UNDERPASS (PART)
- 15 GUARD HOUSE
- 16 TRANSFORMER AND SWITCHROOM
- 17 FIRE HYDRANT AND BOOSTER PUMP ROOM
- 18 132KV PRIMARY SUBSTATION
- 19 DEODORIZATION SYSTEM NO. 11



PROJECT
 SHEK WU HUI EFFLUENT POLISHING PLANT

CONTRACT TITLE
 SHEK WU HUI EFFLUENT POLISHING PLANT - MAIN WORKS STAGE 1 - CIVIL WORKS FOR SLUDGE TREATMENT FACILITIES AND 132KV PRIMARY SUBSTATION



CONSULTANT
 AECOM Asia Company Ltd.
 www.aecom.com

SUB-CONSULTANTS
 分判工程師有限公司

ISSUE/REVISION

REV	DATE	DESCRIPTION	CHK.
B	JUN. 19	TENDER ADDENDUM NO. 2	TLST
A	MAY. 19	TENDER ADDENDUM NO. 1	TLST
-	APR. 19	TENDER DRAWING	TLST

SCALE
 A1 1 : 1000

DIMENSION UNIT
 METRES

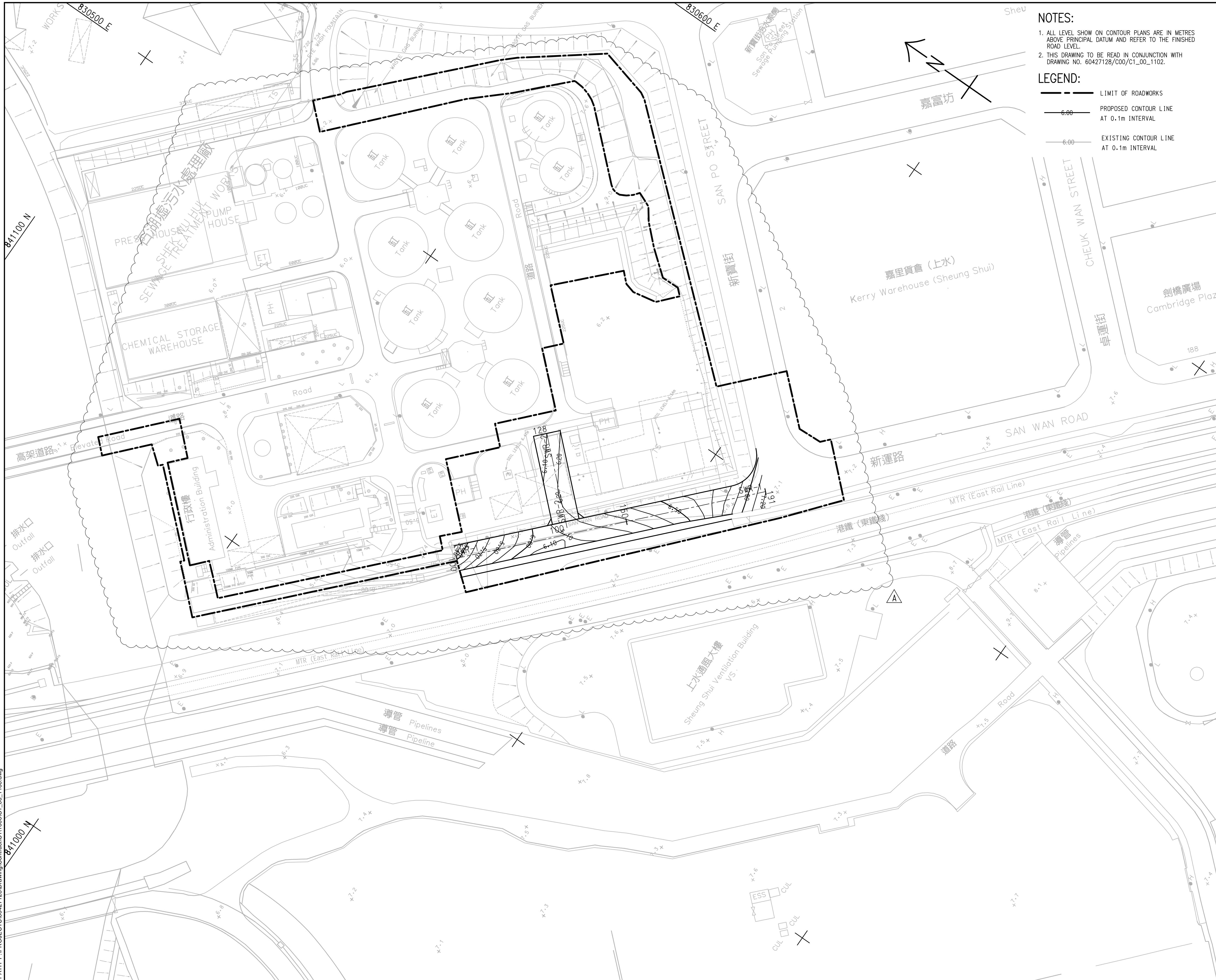
PROJECT NO.
 60427128

CONTRACT NO.
 DC/2018/06

SHEET TITLE
 GENERAL LAYOUT PLAN

SHEET NUMBER
 60427128/C1/00/1001B

This drawing has been prepared for the use of AECOM's client. It may not be used, modified, reproduced or relied upon by third parties, except as agreed by AECOM or as required by law. AECOM accepts no responsibility, and denies any liability whatsoever, to any party that uses or relies on this drawing without AECOM's express written consent. Do not scale this document. All measurements must be obtained from the related dimensions.



NOTES:
 1. ALL LEVEL SHOW ON CONTOUR PLANS ARE IN METRES ABOVE PRINCIPAL DATUM AND REFER TO THE FINISHED ROAD LEVEL.
 2. THIS DRAWING TO BE READ IN CONJUNCTION WITH DRAWING NO. 60427128/C00/C1_00_1102.

LEGEND:
 - - - - - LIMIT OF ROADWORKS
 — 6.00 — PROPOSED CONTOUR LINE AT 0.1m INTERVAL
 — 6.00 — EXISTING CONTOUR LINE AT 0.1m INTERVAL

AECOM
PROJECT
 SHEK WU HUI EFFLUENT POLISHING PLANT

CONTRACT TITLE
 SHEK WU HUI EFFLUENT POLISHING PLANT - MAIN WORKS STAGE 1 - CIVIL WORKS FOR SLUDGE TREATMENT FACILITIES AND 132KV PRIMARY SUBSTATION

CLIENT
 渠務署
 Drainage Services Department

CONSULTANT
 工程師有限公司
 AECOM Asia Company Ltd.
 www.aecom.com

SUB-CONSULTANTS
 分列工程師有限公司

ISSUE/REVISION

REV	DATE	DESCRIPTION	CHK.
A	JUN. 19	TENDER ADDENDUM NO.2	TLST
-	APR. 19	TENDER DRAWING	TLST

STATUS
 編製

SCALE
 比例
 A1 1 : 500

DIMENSION UNIT
 尺寸單位
 METRES

KEY PLAN
 索引圖

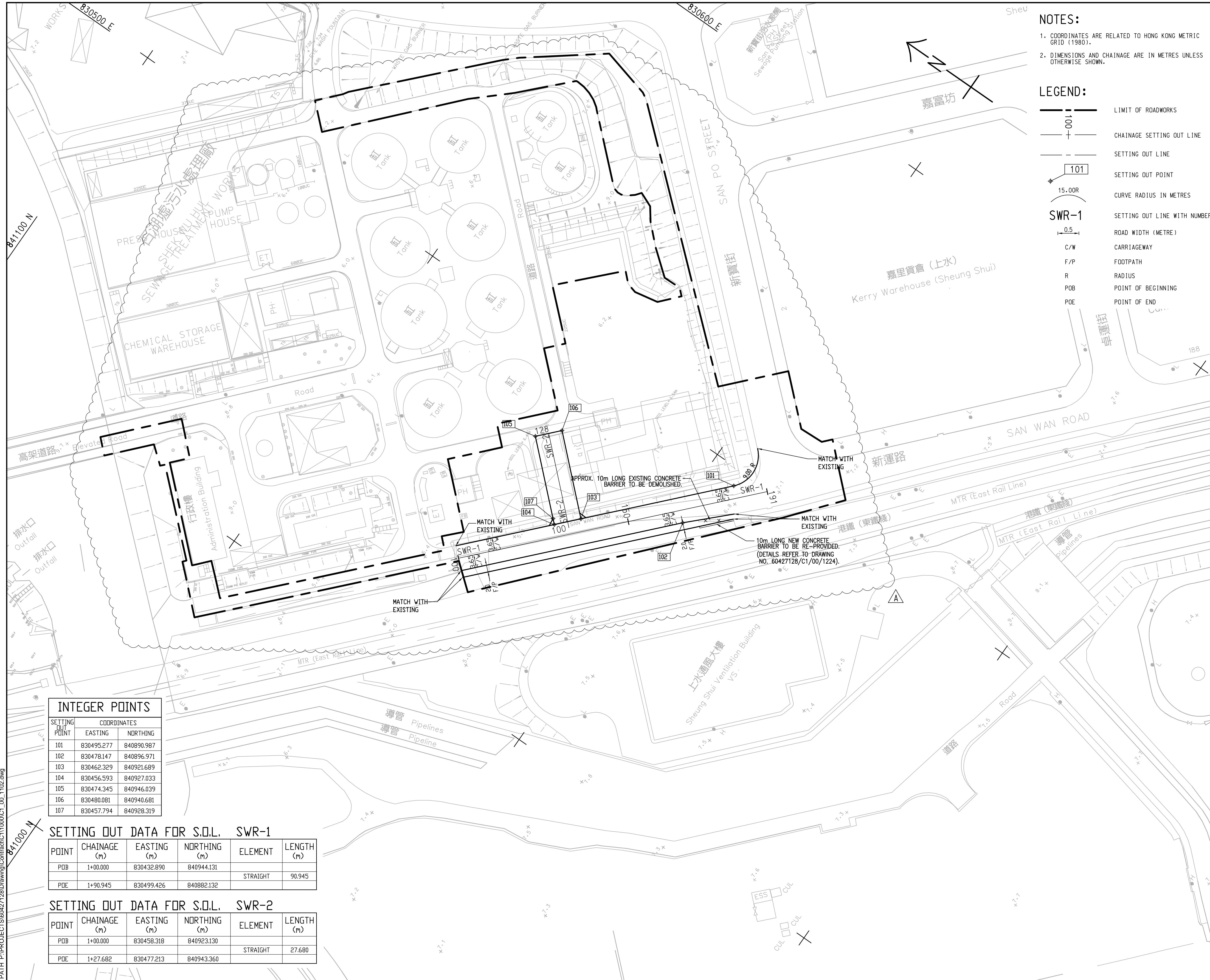
PROJECT NO.
 項目編號
 60427128

CONTRACT NO.
 合約編號
 DC/2018/06

SHEET TITLE
 圖紙名稱
 ROAD WORKS - ROAD CONTOUR PLAN (ZONE A)

SHEET NUMBER
 圖紙編號
 60427128/C1/00/1106A

This drawing has been prepared for the use of AECOM's client. It may not be used, modified, reproduced or relied upon by third parties, except as agreed by AECOM or as required by law. AECOM, accepts no responsibility, and denies any liability whatsoever, for any part that is used or relied on in this drawing without AECOM's express written consent. All measurements must be obtained from the stated dimensions.



NOTES:

- COORDINATES ARE RELATED TO HONG KONG METRIC GRID (1980).
- DIMENSIONS AND CHAINAGE ARE IN METRES UNLESS OTHERWISE SHOWN.

LEGEND:

- LIMIT OF ROADWORKS
- CHAINAGE SETTING OUT LINE
- SETTING OUT LINE
- SETTING OUT POINT
- CURVE RADIUS IN METRES
- SETTING OUT LINE WITH NUMBER
- ROAD WIDTH (METRE)
- CARRIAGEWAY
- FOOTPATH
- RADIUS
- POINT OF BEGINNING
- POINT OF END

INTEGER POINTS		
SETTING OUT POINT	COORDINATES	
	EASTING	NORTHING
101	830495.277	840890.987
102	830478.147	840896.971
103	830462.329	840921.689
104	830456.593	840927.033
105	830474.345	840946.039
106	830480.081	840940.681
107	830457.794	840928.319

SETTING OUT DATA FOR S.O.L. SWR-1

POINT	CHAINAGE (m)	EASTING (m)	NORTHING (m)	ELEMENT	LENGTH (m)
PDB	1+00.000	830432.890	840944.131	STRAIGHT	90.945
PDE	1+90.945	830499.426	840882.132		

SETTING OUT DATA FOR S.O.L. SWR-2

POINT	CHAINAGE (m)	EASTING (m)	NORTHING (m)	ELEMENT	LENGTH (m)
PDB	1+00.000	830458.318	840923.130	STRAIGHT	27.680
PDE	1+27.682	830477.213	840943.360		



PROJECT
SHEK WU HUI EFFLUENT POLISHING PLANT

CONTRACT TITLE
SHEK WU HUI EFFLUENT POLISHING PLANT - MAIN WORKS STAGE 1 - CIVIL WORKS FOR SLUDGE TREATMENT FACILITIES AND 132KV PRIMARY SUBSTATION

CLIENT
渠務署
Drainage Services Department

CONSULTANT
工程師有限公司
AECOM Asia Company Ltd.
www.aecom.com

SUB-CONSULTANTS
分列工程師有限公司

ISSUE/REVISION

I/R	DATE	DESCRIPTION	CHK.
A	JUN.19	TENDER ADDENDUM NO.2	TLST
-	APR.19	TENDER DRAWING	TLST

STATUS
編製

SCALE
比例
A1 1:500

DIMENSION UNIT
尺寸單位
METRES

KEY PLAN
索引圖

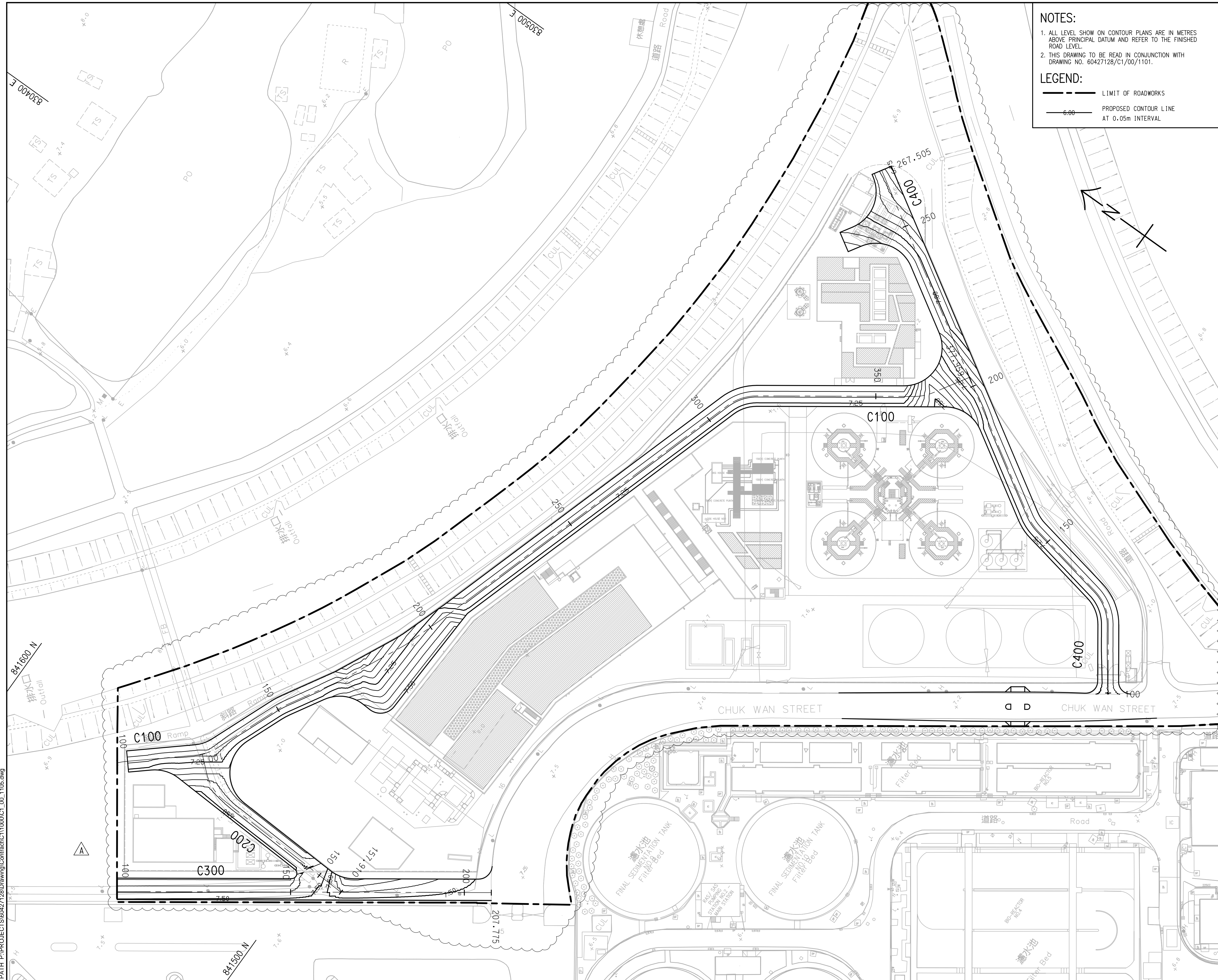
PROJECT NO.
項目編號
60427128

CONTRACT NO.
合約編號
DC/2018/06

SHEET TITLE
圖紙名稱
ROAD WORKS - ROAD SETTING OUT PLAN (ZONE A)

SHEET NUMBER
圖紙編號
60427128/C1/00/1102A

This drawing has been prepared for the use of AECOM's client. It may not be used, modified, reproduced or relied upon by third parties, except as agreed by AECOM or as required by law. AECOM accepts no responsibility, and denies any liability whatsoever, for any part that uses or relies on this drawing without AECOM's express written consent. Do not scale this document. All measurements must be obtained from the stated dimensions.



NOTES:
 1. ALL LEVEL SHOW ON CONTOUR PLANS ARE IN METRES ABOVE PRINCIPAL DATUM AND REFER TO THE FINISHED ROAD LEVEL.
 2. THIS DRAWING TO BE READ IN CONJUNCTION WITH DRAWING NO. 60427128/C1/00/1101.

LEGEND:
 - - - - - LIMIT OF ROADWORKS
 ——— PROPOSED CONTOUR LINE AT 0.05m INTERVAL

AECOM

PROJECT
 項目
SHEK WU HUI EFFLUENT POLISHING PLANT

CONTRACT TITLE
 SHEK WU HUI EFFLUENT POLISHING PLANT - MAIN WORKS STAGE 1 - CIVIL WORKS FOR SLUDGE TREATMENT FACILITIES AND 132kV PRIMARY SUBSTATION

CLIENT
 業主
 渠務署
 Drainage Services Department

CONSULTANT
 工程顧問公司
 AECOM Asia Company Ltd.
 www.aecom.com

SUB-CONSULTANTS
 分判工程顧問公司

ISSUE/REVISION
 修訂

I/R	DATE	DESCRIPTION	CHK.
修訂	日期	內容摘要	核核
A	JUN.19	TENDER ADDENDUM NO.2	TLST
-	APR. 19	TENDER DRAWING	TLST

STATUS
 階段

SCALE
 比例
 A1 1: 500

DIMENSION UNIT
 尺寸單位
 METRES

KEY PLAN
 索引圖

PROJECT NO.
 項目編號
 60427128

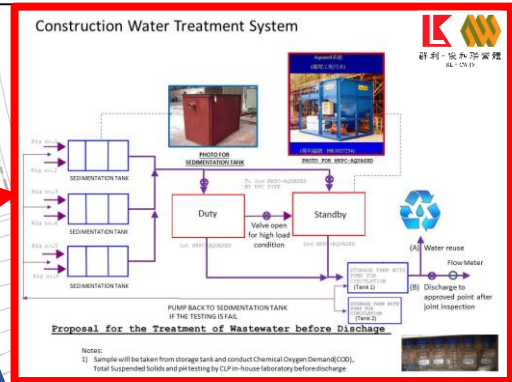
CONTRACT NO.
 合約編號
 DC/2018/06

SHEET TITLE
 圖紙名稱
 ROAD WORKS - ROAD CONTOUR PLAN (ZONE C)

SHEET NUMBER
 圖紙編號
 60427128/C1/00/1105A

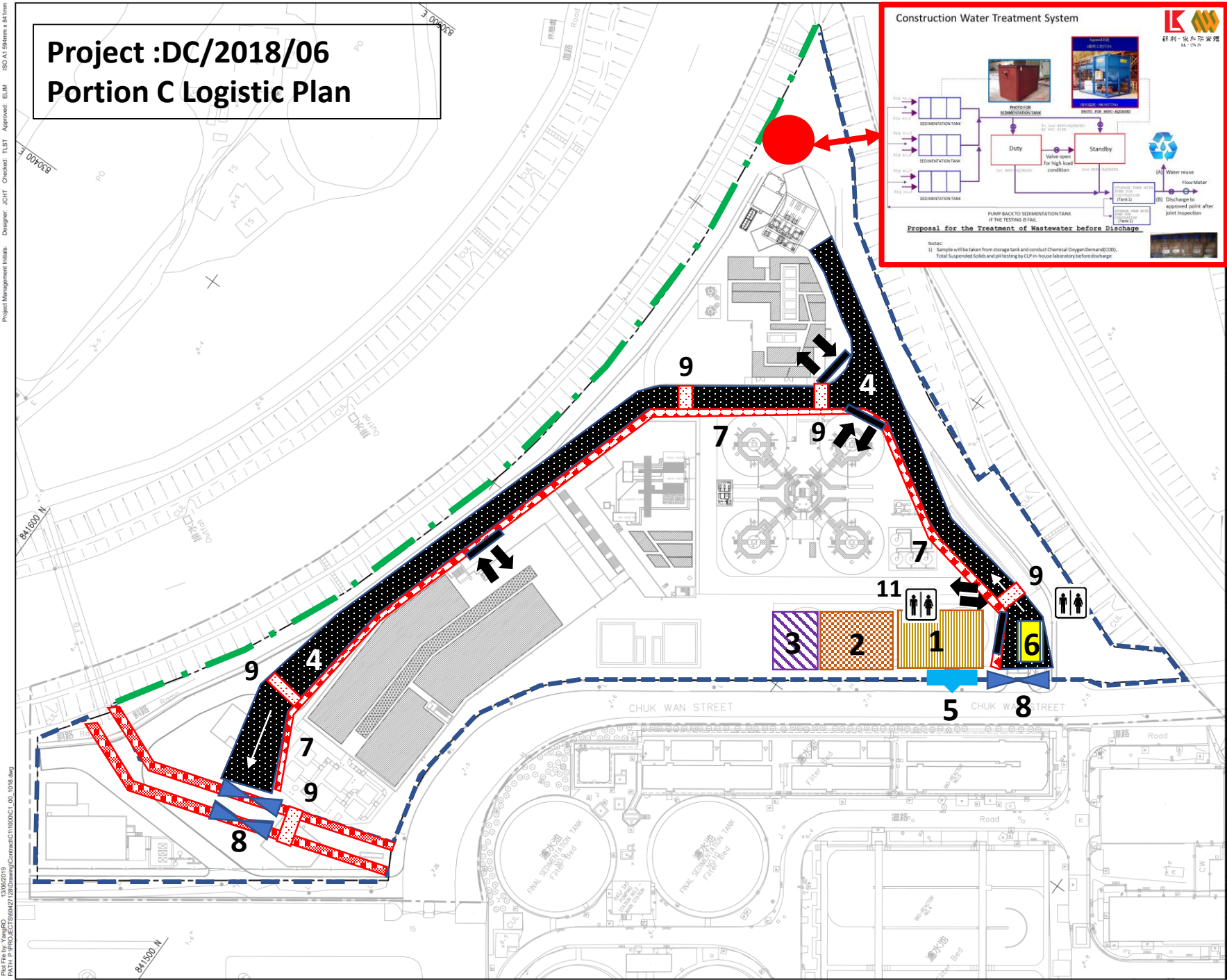
This drawing has been prepared for the use of AECOM's client. It may not be used, modified, reproduced or relied upon by third parties, except as agreed by AECOM or as required by law. AECOM accepts no responsibility, and denies any liability whatsoever, to any party that uses or relies on this drawing without AECOM's express written consent. Do not scale this document. All measurements must be obtained from the stated dimensions.

Project :DC/2018/06 Portion C Logistic Plan



LEGEND

- 1. JV Staff's Container Area
- 2. Subcontractor's Container Area
- 3. Storage Area
- 4. Haul Road
- 5. Main Entrance
- 6. Wheel Washing Bay
- 7. Water Barrier For Vehicle And Pedestrian Demarcation
- 8. Vehicle Gate
- 9. Pedestrian crossing man gate
- 10. Hard – paved area
- 11. Toilet & Hand Wash Facilities
- 12. Waste water treatment plant



Project Management Details: Designer: JCCT, Checker: TLST, Approver: ELM, IBD A1516mm x 161mm
 13/06/2018
 PWD File by: YngBO
 PATH: P:\PROJECTS\66427\20\Drawings\Contract\CI1000\CI_00_1018.dwg
 The drawing has been prepared for the use of ECCTO only. It may not be used, modified, reproduced or relied upon by third parties, except as expressly agreed in writing by ECCTO. ECCTO accepts no responsibility, and secondary liability whatsoever, for any part that arises or arises on the drawing without ECCTO's express written consent. Do not scale the drawing. All measurements must be taken from the master drawing.

Project :DC2018/06 Portion C Hoarding Plan

- NOTES:**
1. REFER TO CIVIL ENGINEERING AND DEVELOPMENT DEPARTMENT STANDARD DRAWING NOS. C1007 AND C1008 FOR DETAILS OF GATES.
 2. EXACT LOCATION AND EXTENTS OF HOARDING TO BE CONFIRMED BY THE PROJECT MANAGER.
 3. THE LOCATION AND WIDTH OF GATE SHOWN ARE INDICATIVE ONLY AND SHALL BE CONFIRMED BY THE PROJECT MANAGER.
 4. DETAILS OF SITE HOARDING REFER TO DRAINAGE SERVICES DEPARTMENT STANDARD DRAWING NO. DS 1005C.

LEGEND:

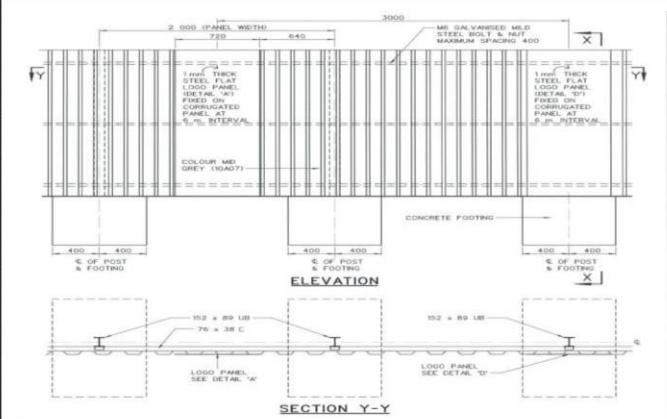
- SITE BOUNDARY
- - - DSD HOARDING
- ⌞ GATE



Remain Existing Trees Adjacent To Site Fencing As Green Area



Green Grass Wall On Chain link Fence To Uncovered Area



Typical Hoarding



Water Barrier

Project Management Initials: Designer: JCHT Checked: TLST Approved: ELM ISO A1154mm x 841mm
 13/06/2018
 PATH P PROJECTS\9842\200\DC2018\06\DC201806_Consent\CC11000C1_00_1018.dwg

The drawing has been prepared for the use of AECO204 clients. It may not be used, modified, reproduced or made available to any other party without the written consent of AECO204. ACO204 accepts no responsibility, and disclaims any liability whatsoever, for any party that uses or relies on this drawing without ACO204's express written consent. All measurements shall be deemed from the issued dimensions.