



**Contract No. HY/2003/04**


**Improvement to Castle Peak Road  
between Ka Loon Tsuen and Siu Lam**

**Monthly EM&A Report for April 2005**

May 2005


Reviewed by (PM):


Checked by:


Approved by: Environmental Team Leader

Report Version: <u>Revision 0</u>	Date of Submission: <u>10 May 2005</u>
-----------------------------------	--

The information contained in this report is, to the best of our knowledge, correct at the time of printing. The interpretation and recommendations in the report are based on our experience, using reasonable professional skill and judgment, and based upon the information that was available to us. These interpretations and recommendations are not necessarily relevant to any aspect outside the restricted requirements of our brief. This report has been prepared for the sole and specific use of our client and MEMCL accepts no responsibility for its use by others.

This report is copyright and may not be reproduced in whole or in part without prior written permission.

## **TABLE OF CONTENTS**

### **EXECUTIVE SUMMARY**

#### **1. INTRODUCTION**

**Background**  
**Scope of Report**  
**Project Organisation**  
**Environmental Status in the Reporting Month**  
**Summary of EM&A Requirements**

#### **2. AIR QUALITY**

**Monitoring Requirements**  
**Monitoring Equipment**  
**Monitoring Parameters, Frequency and Duration**  
**Monitoring Locations**  
**Monitoring Methodology**  
**Results and Observations**

#### **3. NOISE MONITORING**

**Monitoring Requirements**  
**Monitoring Equipment**  
**Monitoring Parameters, Frequency and Duration**  
**Monitoring Locations**  
**Monitoring Methodology**  
**Results and Observations**

#### **4. WATER QUALITY**

**Monitoring Requirements**  
**Monitoring Equipment**  
**Monitoring Parameters, Frequency and Duration**  
**Monitoring Locations**  
**Monitoring Methodology**  
**Results and Observations**

#### **5. ENVIRONMENTAL SITE INSPECTION**

**Site Inspections**  
**Review of Environmental Monitoring Procedures**  
**Advice on Waste Management Status**  
**Status Environmental Licences and Permits**  
**Implementation Status of Environmental Mitigation Measures**  
**Summary of Exceedances of Environmental Quality Performance Limit**  
**Summary of Environmental Complaints, Notifications of Summons and Successful Prosecutions**

#### **6. FUTURE KEY ISSUES**

**Key Issues for Coming Month**  
**Environmental Monitoring and Audit Schedule for the Coming Months**

#### **7. CONCLUSIONS AND RECOMMENDATIONS**

**Conclusions**  
**Recommendations**

## List of Tables

Table 2.1	Air Quality Monitoring Equipment
Table 2.2	Air Quality Monitoring Parameters, Frequency and Duration
Table 2.3	Locations of Air Quality Monitoring Stations
Table 2.4	Summary of Impact 1-hour TSP Monitoring Results
Table 2.5	Summary of Impact 24-hour TSP Monitoring Results
Table 3.1	Noise Monitoring Equipment
Table 3.2	Noise Monitoring Parameters, Frequency and Duration
Table 3.3	Locations of Noise Monitoring Stations
Table 3.4	Summary of Impact Noise Monitoring Results during 07:00 – 19:00 on Normal Weekdays
Table 4.1	Water Quality Monitoring Equipment
Table 4.2	Water Quality Monitoring Parameters, Frequency and Duration
Table 4.3	Location of Water Quality Impact Stations
Table 5.1	Summary of Waste Disposal in The Month

## List of Figures

Figure 1.1	Project Organisation for Environmental Management
Figure 1.2	Layout of Work Site
Figure 1.2a	Layout of Work Site A
Figure 1.2b	Layout of Work Site B
Figure 1.2c	Layout of Work Site C
Figure 1.2d	Layout of Work Site D
Figure 1.2e	Layout of Work Site E
Figure 2.1	Locations of Air Quality Monitoring Stations
Figure 3.1	Locations of Construction Noise Monitoring Stations
Figure 4.1	Locations of Water Quality Monitoring Stations
Figure 5.1	Complaint Flow Diagram

## Appendices

Appendix A	Key Contacts of Environmental Personnel
Appendix B	Construction Programme
Appendix C	Environmental Action and Limit Levels
Appendix D	Environmental Monitoring and Audit Schedules
Appendix E	Calibration Details
Appendix F	Air Quality Monitoring Results and Graphical Presentation
Appendix G	Noise Monitoring Results and Graphical Presentation
Appendix H	Marine Water Quality Monitoring Results and Graphical Presentation
Appendix I	QA/QC Results
Appendix J	Summary of Weekly Environmental Site Inspection Observations
Appendix K	Status of Environmental Permits/Licences
Appendix L	Implementation Schedule of Mitigation Measures
Appendix M	Event and Action Plans
Appendix N	Cumulative Statistics on Complaints, Notification of Summons and Successful Prosecutions and Complaint Log