



MAUNSELL | AECOM

Ocean Park Master Redevelopment Project

Monthly Environmental Monitoring & Audit
Report – January 2009



Table of Content

Part 1 Project Overview

Executive Summary

1.	Introduction.....	3
2.	Project Organisation	3
3.	Construction Works Undertaken during the Reporting Month.....	4
4.	Permits and License Status.....	4
4.1.	ENVIRONMENTAL PERMIT	4
4.2.	CNP	6
4.3.	OTHER PERMITS & LICENSES	7
5.	EP Submissions Status	8
6.	Materials Management.....	9
7.	Environmental Monitoring and Results	11
7.1.	REQUIREMENTS	11
7.2.	MONITORING LOCATIONS	11
7.3.	MONITORING RESULTS.....	12
7.4.	EXCEEDANCES	13
8.	Site Audit.....	14
8.1.	IEC SITE AUDIT	14
8.2.	NON- COMPLIANCE	14
9.	Implementation status of Environmental Mitigation Measures	14
10.	Summary of Complaint, Summon or Prosecution	14
11.	Future Issues	15
12.	Conclusion and Recommendation	16
12.1.	CONCLUSION	16
12.2.	RECOMMENDATION	16

Appendix A IEC's Site Inspection Records

Part 2	CI-05 EM&A Monthly Report
Part 3	CW-02 EM&A Monthly Report
Part 4	CI-07 EM&A Monthly Report

Part 1 Project Overview

Executive Summary

This is the combined monthly EM&A Report for Ocean Park Master Redevelopment Project, which includes Contract CI-05 “Site Formation, Funicular Tunnel and Miscellaneous Work”, CW02 “The Astounding Asia” and CI07 “Entry Plaza, Aqua City and Grand Aquarium”. This report presents the results of EM&A works conducted in the reporting month of January 2009 (from 26 December 2008 to 25 January 2009).

A summary of monitoring and audit activities conducted in the reporting period is listed below:

1-hour TSP monitoring	16 sessions for all air quality monitoring stations,
24-hour TSP monitoring	5 sessions for air quality monitoring stations,
Daytime noise monitoring	4 sessions for all noise monitoring stations,
Evening or night time noise monitoring	4 sessions for all noise monitoring stations,
Holiday time noise monitoring	0 session,
Subtidal monitoring	0 session,
Coral monitoring	0 session, and
Environmental Site Inspection	5 sessions (including IEC audit)

No exceedance was recorded on the 1-hour TSP monitoring, 24-hour TSP monitoring and daytime & evening time noise monitoring.

No complaint, non-compliance from IEC, summons or prosecution related to environmental issues was made against the Ocean Park Master Redevelopment Project in the reporting period of January 2009.

1. Introduction

The “Master Redevelopment Project of Ocean Park” (hereinafter known as the “Project”) is implemented by the Ocean Park Corporation at its existing site of Ocean Park and Nam Long Shan, Aberdeen. The Project involves both reconstruction/modification of existing facilities and expansion of the Park, and therefore under Environmental Permit, EP-249/2006/A.

The construction works of the project consists of various contracts. Details of the contracts, which are required to perform the EM&A programme, are shown below.

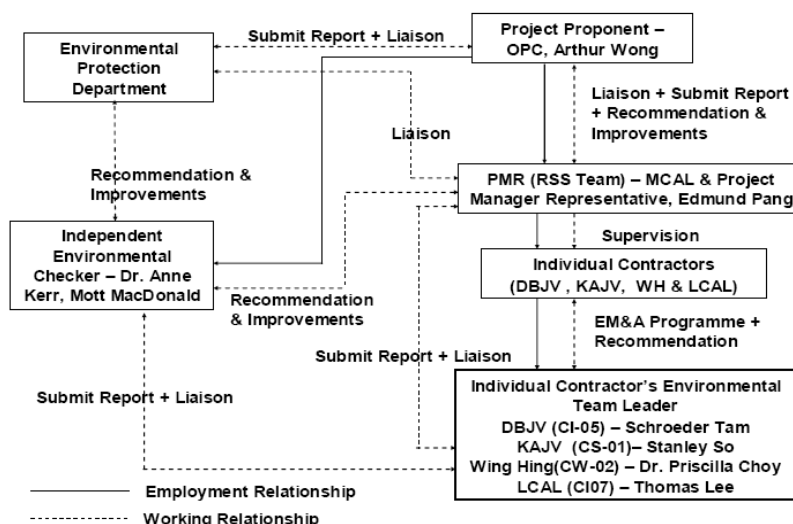
Contract No.	Contract Title	Contractor	Construction Commencement
CI-05	Site Formation, Funicular Tunnel and Miscellaneous Works	Dragages-Bouygues JV	12 March 2007
CS-01	Back of House for Marine Mammal Veterinary Hospital	Kaden – ATAL JV	26 March 2007 and Construction phase has ceased in mid-October 2008.
CW-02	Astounding Asia	W. Hing Construction Co. Ltd	1 August 2007
CI-07	Entry Plaza, Aqua City and Grand Aquarium	Leighton Contractors (Asia) Ltd.	15 August 2008

The Contractors will conduct environmental monitoring and audits during the construction stage and produce contract specific monthly EM&A reports. The RSS will prepare a combined monthly EM&A report for the project. This is the combined monthly EM&A Report including the IEC audit findings, CI05, CW02 and CI07 Monthly EM&A Report. This report presents the results of EM&A works conducted in the reporting month of January 2009 (from 26 December 2008 to 25 January 2009).

2. Project Organisation

The structure of the environmental management team is shown in below figure.

Figure 1.1 Management Organization



3. Construction Works Undertaken during the Reporting Month

In the reporting month, the construction activities summarise as follows.

CI-05

Waterfront

- Waterfront Terminus Construction (e.g. retaining wall, base slab, column, platform slab, track and pad footing.
- External U/G drainage & utilities and roadwork.

Tai Shue Wan

- Site clearance works

Summit

- Tunnel Internal Structure (e.g. Wall and Upper Slab, Cable Trench, Walkway Slab, Air Duct Wall, etc)
- Tunnel E&M
- Excavation at Summit
- Summit Terminus & FS Tank Building (e.g. Superstructure Works)
- EVA road

Government Entrusted Works

- Excavation, Trail Pit Excavation, Construction of Manhole, Laying of Sewer and OPC Water Main, Road Surface Reinstatement and Backfilling at NLS Road Entrusted Work.
- Excavation, Construction of Manhole, Pipe Laying, Road Surface Reinstatement, Backfilling at Wong Chuk Hang Road.

CS-01

- Construction phase has ceased in mid-October 2008.

CW-02

- Finishing works, E&M Works and Fitting out Works at Astounding Asia Restaurant,
- ETFE Roofing Installation, builder's & finishing works, E&M works fitting out works and structure works for artificial rockworks at New Panda Habitat,
- R.C. works and excavation work for footing at Bird Theatre, and
- External drainage, services pipelines, ducting works and road formation and structural paving.

CI-07

- Raft foundation construction at Grand Aquarium
- Rock filling, excavation, sheet piling and king post at Entry Plaza
- Retaining wall construction
- Road works at New Access Road,
- Plate load tests at Entry Plaza

4. Permits and License Status

4.1. Environmental Permit

The Environmental Impact Assessment (EIA) Report of the Project has been approved by the Environmental Protection Department (EPD) (Register No.: AEIAR-101/2006) on 12 July 2006. Subsequently, EPD issued Environmental Permit (EP) for the construction and operation of the project. Table below is a full list of the EPs.

EP No.	Issue Date	Key Variation
EP-249/2006	28 July 2006	First EP
EP-249/2006/A	25 September 2006	<ul style="list-style-type: none"> Enhance the roosting habitat for freshwater birds by enlarging Pond 35 and its surrounds with a total area of no less than 120 squares meters and no construction works and discharge from construction sites shall be allowed within Pond 35 after enhancement. Filling of Pond 37 at the Lowland Area. Submission of the as-built drawings showing the enhancement works of Pond 35.

4.2. CNP

Table below shows a list of CNP within the reporting month.

Permit No.	Starting Date	Expired Date	Valid Time	Location	Contract No.	Status
CI-05 (DBJV)						
GW-RS0584-08	21-Aug-08	20-Feb-09	<i>PME</i> 00:00 - 07:00 hours & 19:00 - 24:00 hours (Not being a general holiday) 07:00 - 23:00 (General holidays) <i>PCW</i> 00:00 - 07:00 hours & 19:00 - 24:00 hours (Not being a general holidays) 07:00 - 23:00 (General holidays) One group of equipment shall be used.	Summit (At the top of Nam Long Shan Road)	CI-05	Valid
GW-RS0618-08	17-Sep-08	16-Feb-09	Breaker, mini-robot mounted; Excavator, mini-robot mounted; Light goods vehicle, gross vehicle weight \leq 5.5 tonnes; Air compressor, with noise emission label showing a sound power level of \leq 100dB(A); Breaker, hand-held (electric), mass \leq 10kg; Compactor, vibratory; Mini-compacting roller; Welding generator; and Lorry with crane.	Nam Long Shan Road near Chan Nam Cheong Memorial School	CI-05	Valid
GW-RS0657-08	19-Sep-08	4 Feb-09	Crane, mobile (diesel); Lorry with crane, 5.5 tonne < GVW \leq 38 tonnes; and Excavator, tracked	Waterfront	CI-05	Valid
GW-RS0682-08	15-Oct-08	14-Apr-09	Concrete lorry mixer; Poker, vibrating, hand-held (electric); and Crane, tower.	Summit	CI-05	Valid
GW-RS0750-08	1-Nov-08	30-Apr-09	Crane, mobile (500 tonnes); Crane mobile (300 tonnes); Crane, mobile (90 tonnes); Crane, mobile (50 tonnes); and Lorry, with crane, 5.5 tonnes < gross vehicle weight \leq 38 tonnes	Nam Long Shan Road	CI-05	Surrendered
GW-RS0751-08	28-Oct-08	27-Jan-09	Crane, mobile (500 tonnes); Crane mobile (300 tonnes); Crane, mobile (90 tonnes); Crane, mobile (50 tonnes); and Lorry, with crane, 5.5 tonnes < gross vehicle weight \leq 38 tonnes	Sham Wan Road	CI-05	Expired
GW-RS0001-09	2-Jan-09	1-Jun-09	Light Tower; Excavator, tracked; Dump truck, 5.5 tonnes < gross vehicle weight less than 38 tonne		CI-05	Valid
CW-02 (W. Hing)						
GW-RS0619-08	2-Sep-08	1-Mar-09	<i>Crane, tower (electric), hand-held drill (electric), super silenced generator (70 dBA at 7m) and submersible water pump (electric)</i>	Wong Chuk Hang Road	CW-02	Valid
CI-07 (Leughton)						
GW-RS0791-08	10-Nov-08	9-Apr-09	<i>For water pumps, generator and wastewater treatment plant operation from 19:00-23:00 (general holiday including Sunday)</i>	Ocean Park Road	CI-07	Valid
GW-RS0906-08	17-Dec-08	14-Jun-09	<i>For water pump and wastewater treatment plant operation for any day 23:00-07:00 on next day</i>	Ocean Park Road	CI-07	Valid
PP-RS0035-08	12-Dec-08	11-Jun-09	<i>For drop hammer driving steel sheet</i>	Ocean Park	CI-07	Valid

			<i>piling from 07:00-19:00 hours on all days except general holidays (including Sunday)</i>	Road		
--	--	--	---	------	--	--

4.3. Other Permits & Licenses

Tables below show lists of other permits & license for individual contracts.

CI-05

CP-03

Permit /Ref/ No	Valid Period		Section	Status
Notification of Construction Work under APCO				
001017998	-	-	Waterfront	Notified
001018054	-	-	Summit	Notified
Effluent Discharge License				
EP820/W9/XW232	20-Jun -07	30-Jun-12	Summit	Valid
EP820/W9/XW234	13-Jul-07	31-Jul-12	Waterfront	Under variation
Specific Process License				
L-11-044 (1)	20-Sep-07	19-Sep-12	Conduct Specified Process in the premises at Ocean Park MRP Contract CI-05 (at top of Nam Long Shan Road)	Surrendered
Registration as Chemical Waste Producer				
WPN5213-199-D2373-01	7-May-07	-	For disposal of chemical wastes, mainly spent lubricants	Registered
Construction Waste Disposal Charging Scheme				
7004888	-	-	Waterfront + Summit	Issued

CS-01

05-01

Permit/Ref/No	Valid Period		Section	Status
Notification of Construction Work under APCO				
001018953	-	-	Vet Hospital	Notified
Effluent Discharge License				
EP820/W2/XC041	31-May-07	30-Jun-12	Vet Hospital	Valid
Registration as Chemical Waste Producer				
WPN5213-199-K2880-01	19-Mar-07	-	Used battery, used lubricating oil and lubricating oil / gasoline / diesel contaminated soil.	Registered
Construction Waste Disposal Charging Scheme				
7005185	-	-	Vet Hospital	Issued

CW-02

SW 02

Permit/Ref/No	Valid Period		Section	Status
Notification of Construction Work under APCO				
001022480	11-July-07	-	Astounding Asia	Notified
Effluent Discharge License				
EP820/W9/XW240	12-Oct-07	31-Oct-12	Astounding Asia	Valid
Registration as Chemical Waste Producer				
5213-199-W2894-18	20-Aug-07	-	Form Oil, Lubricant oil, paint, solvent and diesel.	Registered
Construction Waste Disposal Charging Scheme				
7005864	-	-	Astounding Asia	Issued

CI-07

Permit/Ref/No	Valid Period	Section	Status
Notification of Construction Work under APCO			
001032366	15-Aug-08	-	Entry Plaza, Aqua City & Grand Aquarium
Effluent Discharge License			
Apply on 20 Aug 2008			
Construction Waste Disposal Charging Scheme			
700757619	-	-	Entry Plaza, Aqua City & Grand Aquarium
			Issued

5. EP Submissions Status

Environmental submissions to EPD since the commencement of construction works at Ocean Park, i.e. from 12 March 2007 to 25 January 2009 are as below,

Contract	Submissions
CI-05	<ul style="list-style-type: none"> • Notification of Commencement Date • Management Organisation Chart • Construction Programme • Drainage Proposal • Silt Curtain Proposal • Waste Management Plan • Baseline Air Quality and Noise Monitoring Report • Transplantation Proposal for Uncommon Species • Baseline Coral Survey Report • As-built Drawings of Pond 35 • Detailed Compensatory Planting As-built Drawing
CI-05, CS01, CW-02 & CI07	<ul style="list-style-type: none"> • Combined Monthly EM&A Report (December 2008) • Quarterly EM&A Report (October to December 2008)
City Bus Limited	<ul style="list-style-type: none"> • Written Notice on Completion of TPH Contaminated Soil Disposal • Written Notice on Completion of Solidification Treatment of Heavy Metals Contaminated • As-built Remediation Plan
Hong Kong School of Motoring Ltd.	<ul style="list-style-type: none"> • Confirmation Letter to confirm that Land Contamination remediation Works within HKSM has been completed

6. Materials Management

Section 6.17 in the EIA report specified the disposal of materials to the public fill reception facilities should be considered as last resorts with the preferred approach to reuse the material within the project and/or other projects.

According to EIA recommendations and CI05-WMP, the materials were reused in other projects specified as below in the reporting month:

- Central Reclamation Phase III, the excavated materials were reused as forming an access road. This would be delivered by barges from the Contractor's of Central Reclamation Phase III. The delivery was started in November 2007 and excavated materials were delivered to the site within the reporting period.
- NW-SW (Swire Sita), the soil materials were reused as the topsoil of landfill. This would be delivered by trucks to subcontractor's barges at Yau Tong. The delivery was started in September 2007 and excavated materials were delivered to the site within the reporting period.

The amounts of different types of materials generated by the activities of the Project in the month are shown in following table. The total materials quantities of the project showed that the reuse of materials was maximized and the disposal to the public filling facilities was minimized. Mitigation measures under the Waste Management Plan (WMP) revision D have been implemented during the reporting period.

Materials Type	Disposal Locations	<u>CI-05</u>	<u>CW-02</u>	<u>CI-07</u>	Total
C& D Waste	SENT	202.15 tonnes	96.48 tonnes	23.88 tonnes	322.51 tonnes
	TKOSF	480.21 tonnes	18.06 tonnes	--	498.27 tonnes
	TMSF	6.76 tonnes	--	--	6.76 tonnes
C&D Material	QBBP/ CWPFBP	512.50 tonnes	1740.11 tonnes	30,680.00 tonnes	32,932.61 tonnes
	TKOFB	122.96 tonnes	--	--	122.96 tonnes
	Alternative site (Central Reclamation Phase III)	1,575.21 tonnes	--	--	1,575.21 tonnes
	Alternative site (Swire Sita)	790.28 tonnes	--	--	790.28 tonnes
	Alternative site (Internal transfer to CI07)	17,035.14 tonnes	--	--	17,035.14 tonnes
Chemical Waste	Collected by licensed collector	--	--	--	0.00 L
General Waste	Collected by licensed collector	83.5 m ³	--	--	83.5 m ³

7. Environmental Monitoring and Results

7.1. Requirements

Under EP-249/2006/A condition 3.2, impact environmental monitoring including sampling, measurements and necessary remedial action should be conducted in accordance with the requirements of the EM&A Manual. The environmental monitoring including air quality and noise were conducted by the Contract of CI-05 within the reporting period.

The items below would not be described in Part 1 report and would be described in CI-05 monthly EM&A report (i.e. Part 2 of the report).

- Methodology and Criteria
- Action and Limit Levels
- Event and Action Plan

7.2. Monitoring Locations

Air Quality (TSP)

The locations of the air monitoring stations are presented in the table below. The figure was shown in the CI-05 Monthly EM&A Report.

Air Quality Monitoring Stations	Identity/Description
AM1	Whisker's Theatre, Ocean Park
AM2	San Wai Village, Wong Chuk Hang
AM3A	Open Area of PMR & OPC temporary Site Offices (from 14 September 2007)

Construction Noise

The locations of the noise monitoring stations are presented in the table below. The figure was shown in the CI-05 Monthly EM&A Report.

Noise Monitoring Stations	Identity/Description
CN1	Open Area adjacent to Police Training School
CN2	Project Development Office, Ocean Park
CN3	Rinniped House, Ocean Park
CN4	Manly Villa

Terrestrial Ecology

Monitoring of the health and condition of the transplanted plant species of conservation interest should be conducted at least once a month during the first 12 month after transplantation. Proposed monitoring location would be next to the Contract CI-05 site office shown in figure 1.3 of Part 2 of the report.

Coral

The locations of the coral monitoring stations are presented in the table below. The figure was shown in the CI-05 Monthly EM&A Report.

Coral Impact Monitoring Stations	Identity/Description
Site 1	Seaside near the Lowland
Site2 to Site 5	Around Headland
Control Station	Between Near Round Island and Chung Hom Kok

7.3. Monitoring Results

Air Quality (TSP)

The monitoring data reported below was provided by the CI-05 Contractor's Environmental Team Leader.

Monitoring Period	1-hr TSP ($\mu\text{g}/\text{m}^3$)		
	AM1	AM2	AM3A
26 December 08 to 25 January 09	57-218	79-307	77-375

Monitoring Period	24-hr TSP ($\mu\text{g}/\text{m}^3$)		
	AM1	AM2	AM3A
26 December 08 to 25 January 09	50-116	52-115	77-165

Construction Noise

The monitoring data reported below was provided by the CI-05 Contractor's Environmental Team Leader.

Monitoring Period	Daytime Noise Level, Leq (30min), dB(A)			
	CN1	CN2	CN3	CN4
26 December 08 to 25 January 09	63.4-67.5	59.9-62.4	59.5-60.4	63.7-67.1

Monitoring Period	Evening time Noise Level, Leq (15min), dB(A)			
	CN1	CN2	CN3	CN4
26 December 08 to 25 January 09	51.6-52.3	51.8-52.5	51.0-51.8	51.9-52.4

Terrestrial Ecology

According to the requirement in the EM&A Manual, the monitoring of transplanted plants at the receptor has been completed in August 2008. No further monitoring is recommended and regular inspection would be carried out.

Coral

No impact subtidal ecology monitoring was conducted in the reporting period of January 2009 since there was no exceedance recorded at all monitoring stations and control site and the monitoring frequency has been revised to once in every quarter until the end of construction period. The next scheduled monitoring would be in February 2009.

7.4. Exceedances

No exceedance was recorded on the 1-hour TSP monitoring, 24-hour TSP monitoring, daytime & evening time noise monitoring for the reporting period.

8. Site Audit

8.1. IEC Site Audit

IEC conducted monthly site audit on CI-05, CW-02 and CI-07 on 23 January 2009. Audit checklists are attached in Appendix A of Part I.

CI-05 Observations:

Summit Terminus and Adit Portal

- Accumulation of construction waste was observed at Adit Portal. The Contractor was reminded to maintain the general cleaning on a regular basis.

Summit Phase 1

- Nil

Waterfront

- Stockpiles of excavated materials were not covered. The Contractor was reminded to provide cover for all stockpiles of excavated materials.

CW-02 Observations:

- Stockpiles of construction materials were not covered. The Contractor was reminded to cover all construction materials on site.
- General refuse was accumulated on the slope surface. The Contractor was reminded to remove the refuse.

CI-07 Observations:

- Stockpiles of construction materials were not covered. The Contractor was reminded to cover all construction materials on site.
- Mud was accumulated on the wheel wash bay. The Contractor was reminded to clean the mud in the wheel wash bay on a regular basis/

8.2. Non-Compliance

No non-compliances were recorded in January 2009.

9. Implementation status of Environmental Mitigation Measures

Please see Part 2, Part 3 and Part 4 of the individual contractual reports for the details of the implementation of environmental mitigation measures.

10. Summary of Complaint, Summon or Prosecution

No complaint, summon or prosecution in the reporting month.

11. Future Issues

Key Issues to be considered in the coming month include:

CI-05

- Noise from operating equipment and machinery on-site
- Maintenance of the silt curtain.
- Construction waste management at the demolition works area.
- Avoid accumulation of stagnant / muddy water on-site.
- To implement dust suppression measures on dry surfaces.
- Provision of treatment to turbid water from activities on-site before discharge.

CW-02

- Dust generation from excavation, slopes, stockpiles and underground drainage works.
- Noise generated from operation equipment and machinery on-site.
- Storage of chemicals / fuel and chemical waste / waste oil on site.
- Sorting of C&D materials at source.
- Ensure proper collection and disposal of rubbish generated on site.
- Larviciding against mosquito breeding in stagnant water should be carried out at least on a weekly basis.

CS-01

- Construction phase had ceased in mid-October 2008.

CI-07

- Dust generating from breaking existing concrete / bitumen paving and excavation work
- Dust generating from temporary stockpile, unpaved areas, loading / unloading dusty materials and haul road
- Noise generating from operation of construction plants and sheet piling by drop hammer
- Water generating from wheel washing, underground water and surface run-off
- Storage of diesel drums on site
- Sorting C&D materials on site.

12. Conclusion and Recommendation

12.1. Conclusion

Environmental impact monitoring was performed in January 2009. All monitoring results in the reporting month were checked and reviewed.

No exceedance was recorded on the 1-hour TSP monitoring, 24-hour TSP monitoring, daytime & evening time noise during the reporting period.

No complaint, no non-compliance from IEC, summons or prosecution related to environmental issues was made against the Ocean Park Master Redevelopment Project in the reporting period of January 2009.

12.2. Recommendation

According to the environmental audit performed in the reporting month, the following recommendations are made:

Air Quality Impact

- To prohibit any open burning on site.
- To regular maintain the machinery and vehicles on site.
- To follow up any exceedance caused by the construction works.
- To implement dust suppression measures on dry surfaces.

Noise Impact

- To inspect the noise sources from inside and outside of the site.
- To follow up any exceedance caused by the construction works.
- To space out noisy equipment and position as far away as possible from sensitive receivers.
- To have regular maintenance of vessels and equipment used.

Water Quality Impact

- To minimize water discharge runoff into nearby water body.
- To treat site surface runoffs and wastewater generated from various construction activities with wastewater treatment system (comprised of chemical coagulation, sedimentation and pH control)
- To review and implement temporary site drainage management plan.
- Silt removal facilities, channels, manholes and wastewater treatment system should be frequently cleaned the deposited silt and grit to maintain in proper condition.
- To review the adequacy of the desilting facilities' capacity.

Waste/Chemical Management

- To check for any accumulation of waste materials or rubbish on site.
- To avoid any discharge of chemical waste or oil directly from the site.
- To regularly and properly collect, store and dispose of all waste types, including floating refuses around the silt curtain.

Appendix A

Independent Environmental Checker's Site Inspection Records

Ocean Park Master Redevelopment Project
Contract P007
Independent Environmental Checker
MONTHLY SITE INSPECTION CHECKLIST

Inspection Date	23 / 01 / 2009	Time	09:30	Inspected By	EM: IEC: Florence Yuen Contractor: CI05: S, Tam CW02: W, Lo CI07: W C Lam
Site Location	<div style="border: 1px solid black; padding: 5px; min-height: 50px;"> CI05 CW02 CI07 </div>				

Weather

Condition	<input type="checkbox"/> Sunny	<input type="checkbox"/> Fine	<input checked="" type="checkbox"/> Overcast	<input type="checkbox"/> Drizzle	<input type="checkbox"/> Rain	<input type="checkbox"/> Storm	<input type="checkbox"/> Hazy
Temperature	18°C		Humidity	<input checked="" type="checkbox"/> High	<input type="checkbox"/> Moderate	<input type="checkbox"/> Low	
Wind	<input type="checkbox"/> Calm	<input checked="" type="checkbox"/> Light	<input type="checkbox"/> Breeze	<input type="checkbox"/> Strong	Direction 		

		Close-out on last comments Y/N	N/A or not obs	Yes	No	Photo/Remarks
Construction Noise						
S2.18	Is a valid Construction Noise Permit (CNP) obtained for works during restricted hours?	<input type="checkbox"/>	<input type="checkbox"/>	<input checked="" type="checkbox"/>	<input type="checkbox"/>	
S2.26	Good Site Practices:					
	• Are the operating plants well-maintained and serviced regularly?	<input type="checkbox"/>	<input type="checkbox"/>	<input checked="" type="checkbox"/>	<input type="checkbox"/>	
	• Are silencers or mufflers utilized on construction equipment? Are they properly maintained?	<input type="checkbox"/>	<input type="checkbox"/>	<input checked="" type="checkbox"/>	<input type="checkbox"/>	
	• Is the mobile plant sited far enough from NSRs?	<input type="checkbox"/>	<input type="checkbox"/>	<input checked="" type="checkbox"/>	<input type="checkbox"/>	
	• Are intermittently used machines and plants shut down between work periods?	<input type="checkbox"/>	<input type="checkbox"/>	<input checked="" type="checkbox"/>	<input type="checkbox"/>	
	• Is the plant known to emit noise strongly in one direction, if any, oriented to direct noise away from the NSRs?	<input type="checkbox"/>	<input checked="" type="checkbox"/>	<input type="checkbox"/>	<input type="checkbox"/>	
	• Is the stockpile or other structures utilized effectively, wherever practicable, in screening noise from the works?	<input type="checkbox"/>	<input checked="" type="checkbox"/>	<input type="checkbox"/>	<input type="checkbox"/>	
S2.27	Are suitable quiet plants adopted?	<input type="checkbox"/>	<input type="checkbox"/>	<input checked="" type="checkbox"/>	<input type="checkbox"/>	
S2.28	Are movable barriers used for both movable PME and stationary PME?	<input type="checkbox"/>	<input checked="" type="checkbox"/>	<input type="checkbox"/>	<input type="checkbox"/>	
S2.29	Do the screening materials used achieve the predicted noise reduction?	<input type="checkbox"/>	<input checked="" type="checkbox"/>	<input type="checkbox"/>	<input type="checkbox"/>	
S2.30	Are the noisy works avoided during examination period of the nearby school?	<input type="checkbox"/>	<input checked="" type="checkbox"/>	<input type="checkbox"/>	<input type="checkbox"/>	
Blasting Noise						
S2.32	• Are the NSRs informed of the blasting work in advance?	<input type="checkbox"/>	<input checked="" type="checkbox"/>	<input type="checkbox"/>	<input type="checkbox"/>	

- Is sufficient time allowed for alerting all the potential NSRs prior to every blasting work?

	✓		
--	---	--	--

- Are proper procedures put in place to alert and minimise any startling effect on the staff working in Ocean Park?

	✓		
--	---	--	--

- Is the optimal amount of charge used evaluated for noise reduction?

	✓		
--	---	--	--

Landscape and Visual

S3.10 Consideration on existing surrounding vegetation:

- Are temporary tree nurseries set up?
- Is "no-intrusion zones" implemented?
- Is the existing vegetation protected from damage?
- Are hill fire prevention measures taken?
- Is dust and erosion controlled for exposed soil?
- Are the irrigation networks set up throughout the Establishment Period?
- Is Quarterly Report on existing trees to be retained or transplanted prepared by the Contractor?

	✓		
--	---	--	--

	✓		
--	---	--	--

✓			
---	--	--	--

		✓	
--	--	---	--

		✓	
--	--	---	--

	✓		
--	---	--	--

	✓		
--	---	--	--

S3.11 Consideration on appearance and view:

- Is the appearance of hoardings suitable?
- Is the appearance of construction workers, plants/machines suitable?
- Are the screening and alignment of the temporary barging point and conveyor system suitable?
- Are the selected security floodlights suitable?

		✓	
--	--	---	--

		✓	
--	--	---	--

		✓	
--	--	---	--

	✓		
--	---	--	--

Ecology

S4.5 Transplantation:

- Is the transplantation work supervised by a qualified botanist/horticulturalist in the ET?
- Are the transplanted plant species of conservation interest monitored during the first 12 months after transplantation?

		✓	
--	--	---	--

		✓	
--	--	---	--

S4.7 Construction:

- Is the runoff entering watercourses avoided by control measure, especially during heavy rain?
- Is the site runoff directed to regularly cleaned and maintained silt traps (or oil separators)?
- Are sediment traps included in drainage to collect and control construction run-off?
- Is suitable size silt traps or oil interceptor used?
- Is vegetation survey carried out to determine the feasibility and suitability of individual plants for transplantation?
- Are the trees located within the works area preserved suitably?
- Are individual plants of conservation interest transplanted prior to the construction phase?

		✓	
--	--	---	--

		✓	
--	--	---	--

		✓	
--	--	---	--

		✓	
--	--	---	--

		✓	
--	--	---	--

		✓	
--	--	---	--

		✓	
--	--	---	--

- Are the equipments and stockpiles placed in designated works areas and access routes selected on existing disturbed land to minimise disturbance to natural habitats?

		✓	
--	--	---	--
- Are construction activities restricted to the work areas demarcated?

		✓	
--	--	---	--
- Are waste skips provided to collect general refuse and construction wastes?

		✓	
--	--	---	--
- Are the wastes disposed of timely and properly off-site?

		✓	
--	--	---	--
- Is open burning on works sites prohibited?

		✓	
--	--	---	--
- Are native plant species made use of as far as possible on newly formed land?

		✓	
--	--	---	--

Construction Waste

S5.4

Good Site Practices

- Are arrangements made for collection and effective disposal of all wastes generated?

			✓
--	--	--	---

 CI05① P1070451
- Are the waste management and chemical handling procedures followed?

		✓	
--	--	---	--
- Are sufficient waste disposal points provided?

		✓	
--	--	---	--
- Are the wastes disposed of regularly?

		✓	
--	--	---	--
- Are appropriate measures taken to minimise windblown litter and dust during transportation of waste by either covering trucks or transporting wastes in enclosed containers?

		✓	
--	--	---	--
- Are the drainage systems, sumps and oil interceptors regularly cleaned and maintained?

		✓	
--	--	---	--

S5.5

Waste Reduction Measures:

- Is the C&D waste from demolition and decommissioning of existing facilities sorted to recover recyclable materials?

		✓	
--	--	---	--
- Are different types of wastes segregated and stored in different containers, skips or stockpiles to enhance reuse or recycling and the proper disposal?

		✓	
--	--	---	--
- Are aluminium cans segregated in labelled bins and collected by individual collectors for recycling?

		✓	
--	--	---	--
- Are proper storage and site practices maintained to minimise the potential for damage or contamination of construction material?

		✓	
--	--	---	--
- Are the construction materials planned and stocked carefully to avoid unnecessary generation of waste?

		✓	
--	--	---	--

S5.7

General Refuse

- Is the general refuse stored in enclosed bins or compaction units separate from C&D material?

			✓
--	--	--	---

 CW02② P1070462
- Is the general refuse removed regularly by a waste collector?

		✓	
--	--	---	--

S5.8

C&D Material

- Are the excavated materials from site formation of the expansion areas and tunnel construction for the funicular system reused on-site as backfilling material and for landscape works?

		✓	
--	--	---	--
- Are the surplus rock and other inert C&D material disposed of at the public fill sites?

		✓	
--	--	---	--
- Is a waste management plan prepared?

		✓	
--	--	---	--

	• Is a recording system present for the record of amount of wastes generated, recycled and disposed?	<input type="checkbox"/>	<input type="checkbox"/>	<input checked="" type="checkbox"/>	<input type="checkbox"/>
	• Is the trip-ticket system required in ETWB TCW No.31/2004 followed on site?	<input type="checkbox"/>	<input type="checkbox"/>	<input checked="" type="checkbox"/>	<input type="checkbox"/>
S5.9	Chemical Wastes Is chemical wastes generated from the works? And if yes,	<input type="checkbox"/>	<input type="checkbox"/>	<input checked="" type="checkbox"/>	<input type="checkbox"/>
	• Is the Contractor registered as a Chemical Waste Producer?	<input type="checkbox"/>	<input type="checkbox"/>	<input checked="" type="checkbox"/>	<input type="checkbox"/>
	• Are good quality containers used for separating and storing chemical wastes?	<input type="checkbox"/>	<input type="checkbox"/>	<input checked="" type="checkbox"/>	<input type="checkbox"/>
	• Are appropriate labels securely attached on each chemical waste container to indicate their corresponding chemical characteristics?	<input type="checkbox"/>	<input type="checkbox"/>	<input checked="" type="checkbox"/>	<input type="checkbox"/>
	• Is the Contractor licensed to transport and dispose of the chemical wastes?	<input type="checkbox"/>	<input type="checkbox"/>	<input checked="" type="checkbox"/>	<input type="checkbox"/>
	Land Contamination				
S6.11	• Is the contact of construction workers with contaminated materials minimised by using bulk earth-moving excavator equipment?	<input type="checkbox"/>	<input checked="" type="checkbox"/>	<input type="checkbox"/>	<input type="checkbox"/>
	• Are appropriate cloth, personal protective equipment, hygiene and washing facilities provided to minimise exposure to any contaminated material?	<input type="checkbox"/>	<input checked="" type="checkbox"/>	<input type="checkbox"/>	<input type="checkbox"/>
	• Is stockpiling of contaminated excavated materials avoided?	<input type="checkbox"/>	<input checked="" type="checkbox"/>	<input type="checkbox"/>	<input type="checkbox"/>
	• Is the use of contaminated soil for landscaping without proper treatment prohibited?	<input type="checkbox"/>	<input checked="" type="checkbox"/>	<input type="checkbox"/>	<input type="checkbox"/>
	• Are vehicles containing excavated materials covered properly to limit potential dust emissions or contaminated wastewater runoff?	<input type="checkbox"/>	<input checked="" type="checkbox"/>	<input type="checkbox"/>	<input type="checkbox"/>
	• Is the speed of the trucks carrying contaminated materials controlled?	<input type="checkbox"/>	<input checked="" type="checkbox"/>	<input type="checkbox"/>	<input type="checkbox"/>
	• Are the necessary waste disposal permits obtained from appropriate authorities in according with Waste Disposal (Chemical Waste) (General) Regulation?	<input type="checkbox"/>	<input checked="" type="checkbox"/>	<input type="checkbox"/>	<input type="checkbox"/>
	• Are silt removal facilities provided with retention time for silt/sand traps of 5 minutes under maximum flow conditions?	<input type="checkbox"/>	<input checked="" type="checkbox"/>	<input type="checkbox"/>	<input type="checkbox"/>
	• Are the records maintained for quantity of wastes generated and disposal of?	<input type="checkbox"/>	<input checked="" type="checkbox"/>	<input type="checkbox"/>	<input type="checkbox"/>
S6.12	Remediation Process • Is biopile covered by tarpaulin or low permeable sheet to avoid dust emission?	<input type="checkbox"/>	<input checked="" type="checkbox"/>	<input type="checkbox"/>	<input type="checkbox"/>
	• Is vented air from biopile treated by blower and carbon adsorption system before released to the atmosphere?	<input type="checkbox"/>	<input checked="" type="checkbox"/>	<input type="checkbox"/>	<input type="checkbox"/>
	• Are the materials which may generate airborne dust emissions adequately wetted prior to and during the loading, unloading and handling operations?	<input type="checkbox"/>	<input checked="" type="checkbox"/>	<input type="checkbox"/>	<input type="checkbox"/>
	• Are silencers installed at biopile blower to minimise noise impact?	<input type="checkbox"/>	<input checked="" type="checkbox"/>	<input type="checkbox"/>	<input type="checkbox"/>
	• Are quiet plants such as generator and blower used for biopile?	<input type="checkbox"/>	<input checked="" type="checkbox"/>	<input type="checkbox"/>	<input type="checkbox"/>

• Are the mixing process and other associated material handling activities properly scheduled to minimise potential noise impact?	<input type="checkbox"/>	<input checked="" type="checkbox"/>	<input type="checkbox"/>	<input type="checkbox"/>	
• Are impermeable liners placed at the bottom of biopile?	<input type="checkbox"/>	<input checked="" type="checkbox"/>	<input type="checkbox"/>	<input type="checkbox"/>	
• Is leachate collection sump construction along the perimeter of biopile?	<input type="checkbox"/>	<input checked="" type="checkbox"/>	<input type="checkbox"/>	<input type="checkbox"/>	
• Is the leachate recycled back to the biopile or truck away to Chemical Waste Treatment Centre for disposal?	<input type="checkbox"/>	<input checked="" type="checkbox"/>	<input type="checkbox"/>	<input type="checkbox"/>	
• Is the mixing of contaminated soils and cement/water/other additive(s) undertaken at a solidification plant to minimise the potential for leaching?	<input type="checkbox"/>	<input checked="" type="checkbox"/>	<input type="checkbox"/>	<input type="checkbox"/>	
• Is a concrete bund construction along the perimeter of the solidification/stabilisation area to prevent runoff?	<input type="checkbox"/>	<input checked="" type="checkbox"/>	<input type="checkbox"/>	<input type="checkbox"/>	
• Are the loading, unloading, handling, transfer and storage of cement carried out in an enclosed system?	<input type="checkbox"/>	<input checked="" type="checkbox"/>	<input type="checkbox"/>	<input type="checkbox"/>	
• Are the contaminated soils transported by roll-off trucks (containerisation)?	<input type="checkbox"/>	<input checked="" type="checkbox"/>	<input type="checkbox"/>	<input type="checkbox"/>	
• Is temporary hoarding provided around the treatment area to minimise the visual impact?	<input type="checkbox"/>	<input checked="" type="checkbox"/>	<input type="checkbox"/>	<input type="checkbox"/>	

Air Quality

S7.23

Good Site Practices

• Is watering carried out regularly with complete coverage to reduce dust emissions from exposed site surfaces and unpaved roads, particularly during dry weather?	<input checked="" type="checkbox"/>	<input type="checkbox"/>	<input type="checkbox"/>	<input type="checkbox"/>	
• Is watering frequently carried out for particularly dusty construction areas, temporary stockpiles and areas close to ASRs?	<input type="checkbox"/>	<input type="checkbox"/>	<input checked="" type="checkbox"/>	<input type="checkbox"/>	
• Are the aggregate or dusty material storage piles covered with their side enclosed to reduce emissions? Or if this is not practicable, is watering applied to aggregate fines?	<input type="checkbox"/>	<input type="checkbox"/>	<input type="checkbox"/>	<input checked="" type="checkbox"/>	P1070465 & CW02 ① P1070470
• Is open stockpiles avoided or covered and placed far enough from the ASRs?	<input type="checkbox"/>	<input type="checkbox"/>	<input type="checkbox"/>	<input checked="" type="checkbox"/>	CI05 ② P1070454 CI07 ① P1070480
• Is the dropping height of material restricted to minimise the fugitive dust from unloading/loading?	<input type="checkbox"/>	<input type="checkbox"/>	<input checked="" type="checkbox"/>	<input type="checkbox"/>	
• Is tarpaulin used to cover all dusty vehicle loads transported to, from and within the site?	<input type="checkbox"/>	<input type="checkbox"/>	<input checked="" type="checkbox"/>	<input type="checkbox"/>	
• Are vehicle wheel and body washing facilities available at the exit points of the site?	<input type="checkbox"/>	<input type="checkbox"/>	<input checked="" type="checkbox"/>	<input type="checkbox"/>	CI07 ③ P1070483
• Are wind shield and dust extraction units or similar dust mitigation measures provided at the loading points? If dust generation is likely during the process, particularly in dry seasons, is water sprinklers provided at the loading site?	<input type="checkbox"/>	<input type="checkbox"/>	<input checked="" type="checkbox"/>	<input type="checkbox"/>	
• Do the vehicles comply with the recommended speed limit of 10 km/h on unpaved roads?	<input type="checkbox"/>	<input type="checkbox"/>	<input checked="" type="checkbox"/>	<input type="checkbox"/>	
• Are dusty activities rescheduled during high-wind conditions?	<input type="checkbox"/>	<input checked="" type="checkbox"/>	<input type="checkbox"/>	<input type="checkbox"/>	
• Are the routing of vehicles and positioning of construction plants at maximum possible distance from the ASRs?	<input type="checkbox"/>	<input type="checkbox"/>	<input checked="" type="checkbox"/>	<input type="checkbox"/>	
• Is suitable buffer zone provided and work areas fenced off with hoarding (not less than 2.4m from ground level)?	<input type="checkbox"/>	<input type="checkbox"/>	<input checked="" type="checkbox"/>	<input type="checkbox"/>	

S7.24 Drilling & Blasting

	• Is watering carried out on the exposed area after blasting?	<input checked="" type="checkbox"/>	<input type="checkbox"/>	<input type="checkbox"/>	
	• Is vacuum extraction drilling method used?	<input checked="" type="checkbox"/>	<input type="checkbox"/>	<input type="checkbox"/>	
	• Is the blasting process carefully sequenced?	<input checked="" type="checkbox"/>	<input type="checkbox"/>	<input type="checkbox"/>	
	• Is the firing of explosive carried out in the morning prior to opening of the Park?	<input checked="" type="checkbox"/>	<input type="checkbox"/>	<input type="checkbox"/>	
S7.25	Crushing Plant				
	• Is water sprayed on the crusher?	<input checked="" type="checkbox"/>	<input type="checkbox"/>	<input type="checkbox"/>	
	• Are fabric filters installed for the crushing plant?	<input checked="" type="checkbox"/>	<input type="checkbox"/>	<input type="checkbox"/>	
	• Is chute or dust curtain used for controlling dust when transferring materials from crusher to the conveyors?	<input checked="" type="checkbox"/>	<input type="checkbox"/>	<input type="checkbox"/>	
S7.26	Barging Point & Conveyor Belt System				
	• Are the conveyors placed within enclosed structures?	<input checked="" type="checkbox"/>	<input type="checkbox"/>	<input type="checkbox"/>	
	• Is profiled steel cladding provided at two sides of loading point?	<input checked="" type="checkbox"/>	<input type="checkbox"/>	<input type="checkbox"/>	
	• Are dust suppression sprays installed and operated at the feeding inlet and outlet?	<input checked="" type="checkbox"/>	<input type="checkbox"/>	<input type="checkbox"/>	
	• Is the barging point placed within an enclosed structure incorporating an enclosed chute for material transfer to the barge?	<input checked="" type="checkbox"/>	<input type="checkbox"/>	<input type="checkbox"/>	
	• Is a flexible curtain hanged on the enclosed chute to prevent dust emission when excavated materials/rocks transported into the barge?	<input checked="" type="checkbox"/>	<input type="checkbox"/>	<input type="checkbox"/>	

Water Quality

S8.3	Site Run-off and Drainage				
	• Are all sewer and drainage connections sealed to prevent debris, soil, sand etc. from entering public sewer before commencing any site formation work?	<input type="checkbox"/>	<input type="checkbox"/>	<input checked="" type="checkbox"/>	
	• Are temporary ditches provided to facilitate runoff discharge into appropriate watercourses, via appropriate sized silt retention pond?	<input type="checkbox"/>	<input type="checkbox"/>	<input checked="" type="checkbox"/>	
	• Are cut-off ditches provided for all major site clearance/excavation works where soils would be exposed to control runoff from the areas?	<input type="checkbox"/>	<input type="checkbox"/>	<input checked="" type="checkbox"/>	
	• Are channels, earth/concrete bunds and sand bags deployed to direct surface runoff?	<input type="checkbox"/>	<input type="checkbox"/>	<input checked="" type="checkbox"/>	
	• Are catchpits and perimeter channels constructed in advance of relevant site formation works?	<input type="checkbox"/>	<input type="checkbox"/>	<input checked="" type="checkbox"/>	
	• Are the boundaries of earthworks marked and surrounded by dykes or embankments for flood protection?	<input type="checkbox"/>	<input type="checkbox"/>	<input checked="" type="checkbox"/>	
	• Are sand/silt traps and sediment basins provided to remove sand/silt particles from runoff?	<input type="checkbox"/>	<input type="checkbox"/>	<input checked="" type="checkbox"/>	
	• Are silt removal facilities, channels and manholes maintained and deposited silt/grit removed regularly to ensure that these facilities are functioning properly at all times?	<input type="checkbox"/>	<input type="checkbox"/>	<input checked="" type="checkbox"/>	
	• Are exposed soil surfaces covered?	<input checked="" type="checkbox"/>	<input type="checkbox"/>	<input type="checkbox"/>	
	• Is the water pumped out from foundation excavations discharged into silt removal facilities?	<input type="checkbox"/>	<input type="checkbox"/>	<input checked="" type="checkbox"/>	
	• Are exposed soil areas minimised to reduce potential for increased siltation and contamination of runoff?	<input type="checkbox"/>	<input type="checkbox"/>	<input checked="" type="checkbox"/>	

	• Are earthwork final surfaces well compacted and is subsequent permanent work or surface protection performed immediately?			✓	
	• Is the rainwater pumped out from trenches or excavation directed to silt removal facilities before discharge?			✓	
	• Are open stockpiles of construction materials or construction wastes of more than 50m ³ covered with tarpaulin during rainstorm?		✓		
	In case of an excavation in rainy seasons:				
	• Is temporary exposed slope/soil surfaces covered by tarpaulin as far as practicable?		✓		
	• Are intercepting channels provided to prevent storm runoff from washing across exposed soil surfaces?		✓		
	• Are surface protection measures and arrangements implemented to prepare for arrival of a rainstorm?		✓		
S8.4	Coral Sites				
	• Are enhanced (with the use of flocculants added) sand/silt removal facilities employed for treatment of runoff from the major excavation at the Summit?			✓	
	• Is a silt curtain system used to enclose the construction phase discharge point at Tai Shue Wan?			✓	
	• Are debris and refuse collected, handled and disposed of properly to avoid entering any nearby water bodies and public drainage system?			✓	
	• Are stockpiles of cement and other construction materials kept covered when not being used?	✓			
	• Are oils and fuels used and stored in designated areas which have pollution prevention facilities (Fuel tanks and storage areas provided with locks and sited on sealed areas, within bunds of a capacity equality to 110% of the storage capacity of the largest tank)?			✓	
	• Are temporary sanitary facilities, such as portable chemical toilets, employed on-site where necessary to hand sewage from the workforce? Is a licensed contractor employed for disposal of waste matter and maintenance of these facilities?			✓	
	• Is a reputable waste collector should be employed by the Contractor to remove general refuse from the site, separately from construction and chemical wastes, on a daily basis to minimize odour, pest and litter impacts. Burning of refuse on construction sites is prohibited by law?			✓	
	• Are aluminium cans recovered from the waste stream and collected separate labelled bins?			✓	
	• Are office wastes reduced through the recycling of paper?			✓	
	• Are training provided to workers on site cleanliness & waste management procedure?			✓	
	Cultural Heritage				
S10.6	If there is any work planned within one metre of the grave, is a one metre buffer zone provided around the grave and is the grave demarcated by temporary fence?			✓	
S11.3	Hazard to Life Good Site Practices:				
	• Is the area around the magazine free of vegetation?			✓	

- Is the control of (small) fires planned and provided through the following?

- Weekly checking of fire fighting equipment and the on-site fire water tank level.

	✓		
--	---	--	--

- Daily checking of all critical safety equipment on vehicle, including the fire extinguishers.

	✓		
--	---	--	--

- Maintaining back-up means of fighting fire on the explosive vehicles.

	✓		
--	---	--	--

- Providing safety training for drivers and other personnel present during explosive delivery with regard to operating fire hydrants and fighting of explosive fires.

	✓		
--	---	--	--

- Is the magazine secured against unauthorised entry and theft of explosive through the following?

- Maintaining a list of persons authorised to enter the magazine and ensuring the list is available to the magazine security guard.

	✓		
--	---	--	--

- Activating an alarm system that limits times at which explosive can be removed from the magazine and connecting the system to central security station.

	✓		
--	---	--	--

- Incorporating "Duress code" function in the alarm system.

	✓		
--	---	--	--

- Maintaining alarm system in good condition.

	✓		
--	---	--	--

- Is the magazine security guard located separately from the magazine complex?

	✓		
--	---	--	--

- Is the communication maintained in emergency with the following measures?

- Providing non-hazardous electronic equipment for persons working within 60 m of detonators.

	✓		
--	---	--	--

- Ensuring availability of phone numbers for all key personnel.

	✓		
--	---	--	--

- If there is a typhoon signal no. 3 or above, or black rainstorm signal, are all operations at magazine and transport ceased?

	✓		
--	---	--	--

- Is the risk of detonators explosion on vehicle reduced during transit through the following?

- Ensuring that magazine within vehicle is lined.

	✓		
--	---	--	--

- Limiting off-site transport to 5 to 6 a.m. each day.

	✓		
--	---	--	--

- Escorting vehicles with separate security vehicle when using the public road.

	✓		
--	---	--	--

- Ensuring that UN 1.4B packaging of detonators remains intact until handed over at blasting site.

	✓		
--	---	--	--

- Is the fuel isolation switch available on vehicle to prevent fire spreading in case a fire breaks out?

	✓		
--	---	--	--

- Is an experienced driver with accident-free record employed for explosive vehicle and security escort?

	✓		
--	---	--	--

- Are the drivers checked for health before employing?

	✓		
--	---	--	--

- Are the vehicles regularly checked to maintain in good condition to reduce chance of accident due to breaking down?

	✓		
--	---	--	--

- Is the truck fuel fire escalating to cause explosion avoided through the following means?

- Ensuring that the Contractor is aware of the potential hazards to site.

	✓		
--	---	--	--

- Maintaining appropriate fire fighting equipment.	<input checked="" type="checkbox"/>	<input type="checkbox"/>	<input type="checkbox"/>	<input type="checkbox"/>
- Requiring the Contractor to plan and make emergency arrangements.	<input checked="" type="checkbox"/>	<input type="checkbox"/>	<input type="checkbox"/>	<input type="checkbox"/>
• Is spare/redundant fire fighting equipment provided?	<input checked="" type="checkbox"/>	<input type="checkbox"/>	<input type="checkbox"/>	<input type="checkbox"/>
• Can communications be maintained between two vehicles (drivers and security) during the trip to prevent collision of two explosive vehicles in case of an accident?	<input checked="" type="checkbox"/>	<input type="checkbox"/>	<input type="checkbox"/>	<input type="checkbox"/>
• Are the processes of checking of condition of drivers to suspend any driver of concern carried out?	<input checked="" type="checkbox"/>	<input type="checkbox"/>	<input type="checkbox"/>	<input type="checkbox"/>
Project specific measures:				
• Is the speed of vehicle limited along the Ocean Park portion of Nam Long Shan Road within 100 m of the explosives magazine to 25 km/hr?	<input checked="" type="checkbox"/>	<input type="checkbox"/>	<input type="checkbox"/>	<input type="checkbox"/>
• Is other contractors' use of the Ocean Park Internal service road restricted during delivery of explosives, i.e. 6 to 7 a.m?	<input checked="" type="checkbox"/>	<input type="checkbox"/>	<input type="checkbox"/>	<input type="checkbox"/>
• Is the Ocean Park guard required to call to the magazine guard on an hourly basis when explosives are stored in magazines?	<input checked="" type="checkbox"/>	<input type="checkbox"/>	<input type="checkbox"/>	<input type="checkbox"/>
• Is the evacuation of part or all of Ocean Park Headland Area arranged in case of the explosive magazine being engulfed in fire?	<input checked="" type="checkbox"/>	<input type="checkbox"/>	<input type="checkbox"/>	<input type="checkbox"/>
• Is the risk to the public from accidental initiation during charging and blasting limited by the following means?				
- Closing the Ocean Park from commencement of charging holes until completion of blasting each day.	<input checked="" type="checkbox"/>	<input type="checkbox"/>	<input type="checkbox"/>	<input type="checkbox"/>
- Arranging for relevant authorities to post notices to mariners – warning them of blasting operations and advising them to stay away from a strip 100m wide immediately to the east of Headland from commencement of charge holes until completion of blasting each day (i.e. 9 a.m).	<input checked="" type="checkbox"/>	<input type="checkbox"/>	<input type="checkbox"/>	<input type="checkbox"/>
- Not operating amusement rides in the event of accidental explosion until confirmed free of critical damage.	<input checked="" type="checkbox"/>	<input type="checkbox"/>	<input type="checkbox"/>	<input type="checkbox"/>
• If unexploded explosives are found in blasthole(s), is the opening of Ocean Park delayed or is part of the Ocean Park delayed when there are unspent explosives?	<input checked="" type="checkbox"/>	<input type="checkbox"/>	<input type="checkbox"/>	<input type="checkbox"/>
• Is the opportunity for arson/deliberate initiation of explosive reduced with the following means?				
- Paying attention to the security alert status from the Government.	<input checked="" type="checkbox"/>	<input type="checkbox"/>	<input type="checkbox"/>	<input type="checkbox"/>
- Developing a security plan to address high alert level.	<input checked="" type="checkbox"/>	<input type="checkbox"/>	<input type="checkbox"/>	<input type="checkbox"/>
• Is an emergency plan developed to address uncontrolled fire in magazine area?	<input checked="" type="checkbox"/>	<input type="checkbox"/>	<input type="checkbox"/>	<input type="checkbox"/>
• Is the transfer of explosives between 5 to 6 a.m agreed by Mines Division?	<input checked="" type="checkbox"/>	<input type="checkbox"/>	<input type="checkbox"/>	<input type="checkbox"/>
• Is the road surface along the explosive transportation route maintained?	<input checked="" type="checkbox"/>	<input type="checkbox"/>	<input type="checkbox"/>	<input type="checkbox"/>
• Are the contractor's driver and security escort tested in respect of safety plan? Is the route driven before the driver undertakes the first delivery of explosives?	<input checked="" type="checkbox"/>	<input type="checkbox"/>	<input type="checkbox"/>	<input type="checkbox"/>
• Is adequate space provided for the explosive vehicle to manoeuvre without reversing close to the magazine to limit	<input checked="" type="checkbox"/>	<input type="checkbox"/>	<input type="checkbox"/>	<input type="checkbox"/>

the likelihood of vehicle accident?

--	--	--	--

- Is lighting for explosive vehicles provided on temporary road(s)?

	✓		
--	---	--	--

S11.4

- Is ammonium nitrate emulsion (ANE) delivered outside of Park opening times?

	✓		
--	---	--	--

Observations for last month

Item 1 was closed but Item 2 is outstanding.

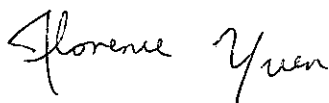
Observations for the month

- ① Accumulation of construction waste was observed at Waterfront
- ② Stockpiles of excavated material were not covered.


IEC Representative

Environmental Manager

Contractor's
Representative
CI05



(Florence Yuen)



(ANDY LEUNG)



(SCHROEDER TAM)

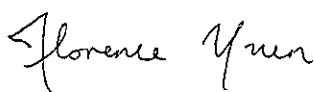
Observations for last month

Items ②, ③ and ④ were closed.

Observations for this month

- ① A stockpile of construction material was not covered, #
- ② General refuse was accumulated on the slope surface.

IEC Representative




(Florence Yuen)

Environmental Manager

pp 

(ANDY (EUNG))

Contractor's
Representative
CW02



(Wesley Ho.)

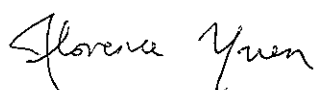
Observations for this month

- ① Stockpiles of excavated material were not covered.
- ② Mud was accumulated in the wheel wash bay.

IEC Representative

Environmental Manager

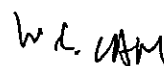
Contractor's
Representative
CI07



(Florence Yuen)



(ANDY LEUNG)



(W C L AM)

Part 2 CI-05 EM&A REPORTS (January 2009)

**OCEAN PARK MASTER
REDEVELOPMENT PROJECT**

CONTRACT NO. CI05

**SITE FORMATION, FUNICULAR TUNNEL
AND MISCELLANEOUS WORKS**

Monthly EM&A Report – January 2009

CLIENT:

Ocean Park Corporation

OCEAN PARK, Aberdeen,
Hong Kong


PREPARED BY:

Dragages-Bouygues J.V.

OCEAN PARK Aberdeen
(top of Nam Long Shan Road)


Telephone: (852) 2552 0336

Facsimile: (852) 2552 1036




Schroeder TAM
QSE Officer

REVIEWED BY:



YT SO
Project QSE Manager

AUTHORISED BY:



Seved ROBIN
Project Director

DATE:

03 Feb 2009

TABLE OF CONTENTS

	Page
EXECUTIVE SUMMARY	1
1. INTRODUCTION	1
Purpose	1
Background	1
Project Organisation	2
Construction Works undertaken during the Reporting Month	2
Compliance with EP conditions	2
Summary of EM&A Requirements	3
2. AIR QUALITY MONITORING	4
Monitoring Requirements	4
Monitoring Equipment	4
Monitoring Parameters, Frequency and Duration	4
Monitoring Locations	4
Monitoring Methodology	5
Results and Observations	6
3. NOISE MONITORING	7
Monitoring Requirements	7
Monitoring Equipment	7
Monitoring Parameters, Frequency and Duration	7
Monitoring Locations	7
Monitoring Methodology	8
Results and Observations	8
4. TERRESTRIAL ECOLOGY	10
5. SUBTIDAL MONITORING	11
Monitoring Requirement	11
Monitoring Parameters, Frequency, Schedule	11
Monitoring Locations	11
Monitoring Procedures	11
Results and Observations	11
6. ENVIRONMENTAL AUDIT	12
Site Environmental Audit	12
Review of Environmental Monitoring Procedures	12
Status of Environmental Licensing and Permitting	12
Implementation Status of Environmental Mitigation Measures	14
Implementation Status of Event/Action Plans	14
Implementation Status of Environmental Complaint Handling Procedures	15
7. FUTURE KEY ISSUES	16
Key Issues for the Coming Month	16
Monitoring Schedules for the Next Month	16
Construction Program for the Next 3 Months	16
8. CONCLUSIONS AND RECOMMENDATIONS	17
Conclusions	17
Recommendations	17

List of Tables

Table 1.1	Amounts of Material Generated in the reporting of January 2009	2
Table 1.2	Environmental Permit Submission.....	2
Table 2.1	TSP Monitoring Equipment.....	4
Table 2.2	Air Quality Monitoring Parameters and Frequency.....	4
Table 2.3	Location of Air Quality Monitoring Stations	4
Table 2.4	Monitoring Results of 1-hr TSP	6
Table 2.5	Monitoring Results of 24-hr TSP	6
Table 3.1	Noise Monitoring Equipment.....	7
Table 3.2	Noise Monitoring Parameters, Period and Frequency.....	7
Table 3.3	Noise Monitoring Locations	7
Table 3.4	Monitoring Results of Daytime Noise.....	8
Table 3.5	Monitoring Results of Evening Noise.....	9
Table 6.1	Summary of Environmental Licensing and Permit Status.....	13

List of Figures

Figure 1.1	Project Organization
Figure 1.2	Layout of Work Site (Waterfront)
Figure 1.3	Layout of Work Site (Summit) and Location of Terrestrial Ecology Monitoring
Figure 1.4	Locations of Air Quality and Noise Monitoring Stations
Figure 5.1	Locations of Subtidal Monitoring Stations

List of Appendices

Appendix A	Action and Limit Levels
Appendix B	Environmental Monitoring Schedules
Appendix C	Air Quality Monitoring Results
Appendix D	Noise Monitoring Results
Appendix E	Terrestrial Ecology Monitoring Results
Appendix F	Subtidal Monitoring Results
Appendix G	Calibration Details
Appendix H	Summary of Environmental Mitigation Implementation Schedule
Appendix I	Event and Action Plans
Appendix J	Complaint Flow Diagram and Complaint Log
Appendix K	Construction Programme
Appendix L	Contacts of Key Environmental Personnel
Appendix M	Submission Review Record, if applicable

EXECUTIVE SUMMARY

This is the [fifteenth](#) monthly Environmental Monitoring and Audit (EM&A) report prepared by Dragages Bouygues JV (DBJV), the Contractor Environmental Team (CET), for the Ocean Park Master Redevelopment Project Contract CI05 – Site Formation, Funicular Tunnel and Miscellaneous Works. This report presents the results of EM&A works conducted in the reporting month of [January 2009](#) (from [26 December 2008](#) to [25 January 2009](#)).

In the reporting month, the following construction activities took place:

Waterfront

- Waterfront Terminus Construction (e.g. Retaining Wall, Base Slab, Column, Platform Slab, Track and Pad Footing)
- External U/G Drainage & Utilities and Roadworks

Summit

- Tunnel Internal Structure (e.g. Wall and Upper Slab, Cable trench, Walkway Slab, Air Duct Wall and etc.)
- Tunnel E&M
- Excavation at Summit
- Summit Terminus & FS Tank Building (e.g. Superstructure Works)
- EVA road

Tai Shue Wan

- Site Clearance works

Government Entrusted Works

- Excavation, Trial Pit Excavation, Construction of Manhole, Laying of Sewer and OPC watermain, Road Surface Reinstatement and Backfilling at Nam Long Shan Road Entrusted Work; and
- Excavation, Construction of Manhole, Pipe Laying, Road Surface Reinstatement and Backfilling at Wong Chuk Hang Road.

The total disposal volume to the Government facilities, including the barging point, public fill and the sorting facilities in the reporting month of [January 2008](#), was [512.50](#) tonnes, [122.96](#) tonnes and [486.97](#) tonnes while the volume to the landfills was [202.15](#) tonnes. Besides the total disposal volume to the alternative dumpsites - the Swire Sita and Central Reclamation Phase III were [790.28](#) tonnes and [1,575.21](#) tonnes respectively. Internal transfer of excavated materials to other contracts of Ocean Park Master Redevelopment has been undertaken within the reporting month of [January 2009](#) and the total volume was [17,035.14](#) tonnes.

Monitoring of 1-hour & 24-hour Total Suspended Particulates (TSP) and noise were performed and the results were checked and reviewed. Site inspections were conducted on weekly basis. The implementation of the environmental mitigation measures, Event and Action Plans and environmental complaint handling procedures were also checked.

Environmental Monitoring Works

Environmental Monitoring and Audit Progress

A summary of monitoring and audit activities conducted in the reporting period is listed below:

<u>Parameter</u>	<u>Frequency</u>
1-hour TSP monitoring	16 sessions for all air quality monitoring stations
24-hour TSP monitoring	5 sessions for air quality monitoring stations
Daytime noise monitoring	4 sessions for all noise monitoring stations

<u>Parameter</u>	<u>Frequency</u>
Evening and night time noise monitoring	4 sessions for all noise monitoring stations
Holiday time noise monitoring	0 session for all noise monitoring stations
Subtidal monitoring	0 session
Joint environmental site inspection	5 sessions (include the IEC audit)

Air Quality

The air quality monitoring results obtained in the reporting period of [January 2009](#) were audited for the compliance of the Action and Limit levels proposed in the Project Baseline Air Quality and Noise Monitoring Report (rev. B), which were issued in [March 2007](#) and the audit finding showed no exceedance was recorded.

Noise

The noise monitoring results obtained in the reporting period of [January 2009](#) were audited for the compliance of the Action and Limit levels proposed in the Project Baseline Air Quality and Noise Monitoring Report (rev. B), which were issued in [March 2007](#) and the audit finding showed that no exceedance was recorded.

Subtidal Monitoring

No impact subtidal ecology monitoring was conducted in the reporting period of [January 2009](#) since there was no exceedance recorded at all monitoring stations and control site and the monitoring frequency has been revised to once in every quarter until the end of construction period. The next scheduled monitoring should be in [February 2009](#).

Environmental Licensing and Permitting

Permits granted to the Project include the Environmental Permit for the Project, Construction Noise Permits, Effluent Discharge License and Chemical Waste Producer. Information of these permits is provided in Table 6.1.

Implementation Status of Environmental Mitigation Measures

Water hoses and water truck were deployed for the haul road watering and spraying at summit areas; water sprinklers were in operation in the necessary working areas. The Contractor was reminded to keep watering the haul road and working area surfaces once the surfaces are dry, especially during the dry weather.

Anti-mosquito agent has been applied in the required Works Areas and cleaned up stagnant water regularly in order to reduce the possibility of mosquito breeding.

The updated temporary drainage system, including the drainage channels and wheel washing bay for Summit has been installed and in use. The vehicle drivers were reminded to wash the vehicles before leaving the site.

Movable noise panels have stored on site and will use wherever necessary.

Chemical waste store was set and the disposal of chemical waste would be followed the procedures in WMP.

The disposal of C&D wastes by using both the Chits and trip tickets have been implemented in [January 2009](#).

General wastes were collected by a waste skip near the temporary site office in a regular basis. The frontline staff was reminded to keep good housekeeping in order to avoid waste accumulation.

Environmental Non-conformance

No public complaints, no warning, no summons or prosecution related to environmental issues was made against the Ocean Park Master Redevelopment Project Contract CI05 in the reporting period of [January 2009](#).

Future Key Issues

Key issues to be considered in the coming month include:

- Noise from operating equipment and machinery on-site.
- Construction waste management at temporary construction waste area.

- Avoid accumulation of stagnant / muddy water on-site.
- To implement dust suppression measures on dry surfaces.
- Provision of treatment to turbid water (control the SS level) from activities on-site before discharge.

1. INTRODUCTION

Purpose

- 1.1 The purpose of this report is to present the EM&A work carried out during [January 2009](#) (from [26 December 2008](#) to [25 January 2009](#)) with respect to Ocean Park Master Redevelopment Project Contract No. CI05 - Site Formation, Funicular Tunnel and Miscellaneous Works.

Background

- 1.2 Ocean Park planned to upgrade and expand the existing area to meet the anticipated visitor demands and to position Ocean Park as a premium tourist attraction and a regional leader in the themed recreational and educational park experience.

- 1.3 The redevelopment works of Ocean Park will involve

- Civil infrastructure works including road works (including modifying sections of Ocean Park Road, which is a local distributor, around the existing bus terminus as shown in Figure 1.1), drain works, tunnelling and geotechnical works, bulk excavation and slope works, retaining structures, site clearance, decommissioning and demolition works, funicular railway, modify to bus terminus, taxi stands and associated facilities.
- Utilities works including power supply distribution, electrical substations, freshwater and saltwater reservoirs, water supply distribution, gas supply distribution, telecommunications network and distribution, landscape irrigation network, etc.
- Primary life support system works for animal keeping.
- Area development works including service roads, EVAs, external escalators, bridges and elevated walkways, external lighting.
- Parkwide systems works including signage, background music system, toilets facilities, guard sheds, first aid facilities, communications systems, CCTV systems and waste facilities.
- Landscape or theming works including exterior building facade treatment works, themed concrete pavement/ hardscape, soft landscaping, water and faux rockwork features, visual intrusion screens, area props and artwork, etc.
- Works for the attractions venues including animal exhibits, marine animal, terrestrial animal, aviaries, bird exhibits, individual life support systems for animal exhibits; and others non-animal related attractions, e.g. shipwreck play area, bamboo maze, etc.
- Installation of rides including thrill rides, round rides, water rides, kids rides, interactive rides, transportation rides, etc.
- Works for the venues including event halls, outdoor live show area, cinemas and bandstands.
- Works for the merchandise / retail facilities including souvenir stores, novelty stores, games arcade, photo shops, etc.
- Works for the food and beverage facilities including restaurants, bakery, food carts and kiosks.
- Back of house facilities including offices, break areas, warehouses, centralized facilities, operational facilities, etc.

Project Organisation

- 1.4 Under the requirement of EM&A Manual and Environmental Permit, the environmental management team should be set up and the structure of the team is shown in Figure 1.1.
- 1.5 Meanwhile the contacts of key environmental personnel for this project are shown in Appendix L.

Construction Works undertaken during the Reporting Month

- 1.6 The major construction activities undertaken in [January 2009](#) included Waterfront Terminus Construction (Retaining wall, Base slab, Column, Platform slab, Track and pad footing); External U/G Drainage & Utilities and Roadworks.
- 1.7 At Summit and Tunnel, Tunnel Internal Structure (e.g. Wall and Upper Slab, Cable Trench, Walkway Slab, Air Duct Wall, etc.); Tunnel E&M; Excavation at Summit; Soil nail works at the North Haul Road; Summit Terminus & FS Tank Building (e.g. Superstructure Works); and EVA road construction.
- 1.8 At Tai Shue Wan, Site Clearance works were undertaking due to the completion of dismantling of conveyors.
- 1.9 The entrusted works including Excavation, Trial Pit Excavation, Construction of Manhole, Laying of Sewer and OPC watermain, Road Surface Reinstatement and Backfilling at Nam Long Shan Road Entrusted Work; and Excavation, Construction of Manhole, Pipe Laying, Road Surface Reinstatement, Backfilling at Wong Chuk Hang Road.
- 1.10 Layout plan of the Project is provided in Figures 1.2 and 1.3.
- 1.11 The amounts of different types of material generated by the activities of the Project in the reporting month are shown in Table 1.1.

Table 1.1 Amounts of Material Generated in the reporting of [January 2009](#)

Material Type	Delivery / Disposal Location	Estimated Amount (tonnes unless specified)
C&D waste	SENT	202.15
	TKOSF	480.21
	TMSF	6.76
C&D material	CWPFBP/QBBP	512.50
	Swire Sita *	790.28
	Central Reclamation Phase III	1,575.21
	TKOFB	122.96
	Internal transfer	17,035.14
Chemical waste	Collected by licensed collector	0.00L
General waste	Collected by licensed collector	83.50m ³

Notes: * denotes alternative dumpsite as disposal location.
denotes the main portion of excavated material to Mainland China was rock materials.

Compliance with EP conditions

- 1.12 A summary of the reporting requirement of compliance with EP conditions of Contract CI05 of the Project as of [January 2009](#) was listed in Table 1.2.

Table 1.2 Environmental Permit Submission

Environmental Permit Submission	EP-249/2006/A Condition No.	Status
Management Organization	2.3	Submitted on 15 December 2006.

Table 1.2 Environmental Permit Submission

Environmental Permit Submission	EP-249/2006/A Condition No.	Status
Construction Programme	2.4	Submitted on 14 February 2007.
Drainage Proposal	2.13	Deposited in the EIAO Register Office for public inspection on 30 May 2007.
Silt Curtain Proposal	2.14	Deposited in the EIAO Register Office for public inspection on 01 March 2007.
Transplantation Proposal	2.20 (a)	Deposited in the EIAO Register Office for public inspection on 25 September 2007.
As-built drawing of transplantation	2.20 (b)	Deposited in the EIAO Register Office for public inspection on 31 October 2007.
Waste Management Plan	2.21	Deposited in the EIAO Register Office for public inspection on 25 September 2007.
Baseline Air Quality and Noise Monitoring Report	3.2	Submitted on 28 February 2007.
Baseline Coral Survey Report	3.2	Submitted on 16 June 2007.
Monthly EM&A Report for Dec '08	4.2	Submitted on 15 January 2009.

Summary of EM&A Requirements

- 1.13 The EM&A programme requires environmental monitoring for air quality, noise, terrestrial ecology, subtidal and waste management. The EM&A requirements for each parameter are described in subsequent sections, including:
- All monitoring parameters;
 - Action and Limit levels for all environmental parameters;
 - Event-Action Plans;
 - Environmental mitigation measures and their implementation schedule;
 - Environmental requirements in contract documents.
- 1.14 The environmental licensing and permits are described in Section 6.
- 1.15 The advice on the implementation status of environmental protection and pollution control/mitigation measures is summarized in Section 6 of the Report.

2. AIR QUALITY MONITORING

Monitoring Requirements

- 2.1 24-hour & 1-hour TSP monitoring was conducted to monitor the air quality. Appendix A shows the established Action/Limit Levels for the air quality monitoring works.

Monitoring Equipment

- 2.2 High volume samplers (HVS - Model GMWS-2310 Accu-Vol) complete with the appropriate sampling inlets were installed for 24-hour and 1-hour TSP sampling. The HVS composed of a motor, a filter holder, a flow controller and a sampling inlet and its performance specification complies with USEPA Standard Title 40, Code of Federation Regulations Chapter 1 (Part 50 Appendix B). Table 2.1 summarises the equipment that was used in the dust-monitoring programme.

Table 2.1 TSP Monitoring Equipment

Equipment	Model
HVS	GMWS 2310 c/w of TSP sampling inlet
Calibration Kit	Tisch TE-5025 A
Dust Trak	TSI-8250

Monitoring Parameters, Frequency and Duration

- 2.3 The monitoring parameters and frequency are summarised in Table 2.2. The monitoring schedule for the reporting month is shown in Appendix B.

Table 2.2 Air Quality Monitoring Parameters and Frequency

Location	Parameter	Duration	Frequency
AM1	1-hour TSP	1 hour	3 times every 6 days*
	24-hour TSP	24 hours	Once every six days
AM2	1-hour TSP	1 hour	3 times every 6 days*
	24-hour TSP	24 hours	Once every six days
AM3A	1-hour TSP	1 hour	3 times every 6 days*
	24-hour TSP	24 hours	Once every six days

Notes: * denotes three 1-hr TSP monitoring in three days.

Monitoring Locations

- 2.4 In accordance with the EM&A Manual, three air quality monitoring stations, as shown in Figure 1.4, were selected for 1-hour and 24-hour TSP sampling. Table 2.3 describes the location of the air quality monitoring stations.

Table 2.3 Location of Air Quality Monitoring Stations

Air Quality Monitoring Stations	Identity / Description
AM1	Whisker's Theatre, Ocean Park
AM2	San Wai Village, Wong Chuk Hang
AM3A	Open areas of PMR & OPC temporary site offices

Monitoring Methodology

24-hour / 1-hour TSP Monitoring

Installation

2.5 The HVSs were installed in the vicinity of the air sensitive receivers. The following criteria were considered in the installation of the HVS.

- A horizontal platform with appropriate support to secure the samplers against gusty wind was provided.
- No two HVSs were placed less than 2 meters apart.
- The distance between the HVS and any obstacles, such as buildings, was at least twice the height that the obstacle protrudes above the HVS.
- A minimum of 2 meters separation from walls, parapets and penthouses was required for rooftop samplers.
- No furnace or incinerator flues were nearby.
- Airflow around the sampler was unrestricted.
- Permission was obtained to set up the samplers and to obtain access to the monitoring stations.

Preparation of Filter Papers by ETS-Testconsult Limited.

- Glass fibre filters, G810 were labeled and sufficient filters that were clean and without pinholes were selected.
- All filters were equilibrated in the conditioning environment for 24 hours before weighing. The conditioning environment temperature was around 25 °C and not variable by more than ± 3 °C; the relative humidity (RH) was < 50% and not variable by more than ± 5 %. A convenient working RH was 40%.

Field Monitoring

- The power supply was checked to ensure the HVS works properly.
- The filter holder and the area surrounding the filter were cleaned.
- The filter holder was removed by loosening the four bolts and a new filter, with stamped number upward, on a supporting screen was aligned carefully.
- The filter was properly aligned on the screen so that the gasket formed an airtight seal on the outer edges of the filter.
- The swing bolts were fastened to hold the filter holder down to the frame. The pressure applied should be sufficient to avoid air leakage at the edges.
- Then the shelter lid was closed and was secured with the aluminum strip.
- The HVS was warmed-up for about 5 minutes to establish run-temperature conditions.
- A new flowrate record sheet was set into the flow recorder.
- The flow rate of the HVS was checked and adjusted at around 1.1 m³/min. The range specified in the EM&A Manual was between 0.6-1.7 m³/min.
- The programmable timer was set for a sampling period of 24 hrs \pm 1 hr or 1 hr + 0.25 hr, and the starting time, weather condition and the filter number were recorded.
- The initial elapsed time was recorded.
- At the end of sampling, the sampled filter was removed carefully and folded in half-length so that only surfaces with collected particulate matter were in contact.
- It was then placed in a clean plastic envelope and sealed.
- All monitoring information was recorded on a standard data sheet.
- Filters were sent to *ETS-Testconsult Ltd.* for analysis.

Maintenance & Calibration

- The HVSs and their accessories are maintained in good working condition, such as replacing motor brushes routinely and checking electrical wiring to ensure a continuous power supply.
- HVSs are calibrated at bi-monthly intervals using GMW-25 Calibration Kit throughout all stages of the air quality monitoring. Calibration details are provided in Appendix G.

Results and Observations

- 2.6 The air quality monitoring results of 1-hr TSP and 24-hr TSP of the reporting month are summarized in Tables 2.4 and 2.5. All monitoring data and graphical presentation of the monitoring results are provided in Appendix C.
- 2.7 All measured 1-hour & 24-hour TSP concentrations were below the Action and Limit (AL) Levels in the reporting month.

Table 2.4 Monitoring Results of 1-hr TSP

Date of Monitoring	1-hr TSP ($\mu\text{g}/\text{m}^3$)		
	AM1	AM2	AM3A
29-Dec-08	57	98	120
30-Dec-08	91	139	142
31-Dec-08	59	79	77
02-Jan-09	107	129	216
05-Jan-09	103	177	282
07-Jan-09	118	133	225
09-Jan-09	164	189	324
10-Jan-09	215	227	283
12-Jan-09	143	158	178
14-Jan-09	163	176	276
16-Jan-09	114	186	316
19-Jan-09	106	128	148
21-Jan-09	166	177	247
22-Jan-09	218	307	375
23-Jan-09	175	192	216
24-Jan-09	152	164	295

Notes: * Exceedance of Limit Level
Exceedance of Action Level
- No monitoring due to bad weather

Table 2.5 Monitoring Results of 24-hr TSP

Date of Monitoring	24-hr TSP ($\mu\text{g}/\text{m}^3$)		
	AM1	AM2	AM3A
30-Dec-08	51	60	77
05-Jan-09	50	52	105
10-Jan-09	116	94	114
16-Jan-09	63	104	126

Notes: * Exceedance of Limit Level
Exceedance of Action Level

3. NOISE MONITORING

Monitoring Requirements

- 3.1 Noise monitoring was conducted at four monitoring stations as specified in the EM&A Manual. Appendix A shows the established Action and Limit Levels for noise.

Monitoring Equipment

- 3.2 Integrating Sound Level Meters were employed for noise monitoring. They were Type 1 sound level meters capable of giving a continuous readout of the noise level readings including equivalent continuous sound pressure level (Leq) and percentile sound pressure level (Lx). They comply with International Electrotechnical Commission Publications 651:1979 (Type 1) and 804:1985 (Type 1). Portable electronic wind speed indicator capable of measuring the wind speed in m/s was employed to check the wind speed. Table 3.1 details the noise monitoring equipment used.

Table 3.1 Noise Monitoring Equipment

Equipment	Model
Integrating Sound Level Meter	Rion NL 31
Calibrator	Rion NC-73
Portable Wind Speed Indicator	TSI Model 8340-M Air Velocity Meter

Monitoring Parameters, Frequency and Duration

- 3.3 Noise monitoring was conducted per monitoring day during the daytime. Monitoring to be conducted in the evening and/or night-time only when construction works is in progress. The monitoring period, duration, parameters and frequency of noise measurement are presented in Table 3.2. The monitoring schedule for the reporting month is provided in Appendix B.

Table 3.2 Noise Monitoring Parameters, Period and Frequency

Time Period	Duration (min)	Parameters	Frequency
Daytime (0700 to 1900)	30	L _{eq}	Once a week
*Evening (1900 to 2300)	5		
*Night-time (2300 to 0700 of next day)	5		

Notes: * denotes Noise monitoring to be conducted only when construction work is in progress.

Monitoring Locations

- 3.4 In accordance with the EM&A Manual, noise monitoring was conducted at four designated monitoring stations as shown in Figure 1.4. Table 3.3 describes the locations of these monitoring stations.

Table 3.3 Noise Monitoring Locations

Noise Monitoring Stations	Identity / Description
CN1	Open Area adjacent to Police Training School
CN2	Project Development Office, Ocean Park
CN3	Rinniped House, Ocean Park
CN4	Manly Villa

Monitoring Methodology

Field Monitoring

- The Sound Level Meter was set on a tripod at a height of 1.2 m above the ground.
- For free field measurement, the meter was positioned away from any nearby reflective surfaces. For reference, a correction of +3dB(A) was made to the free field measurements.
- The battery condition was checked to ensure the correct functioning of the meter.
- Parameters such as frequency weighting, the time weighting and the measurement time were set as follows:
 - frequency weighting : A
 - time weighting : Fast
 - time measurement : 30 minutes / 5 minutes
- Prior to and after each noise measurement, the meter was calibrated using a Calibrator for 94 dB at 1000 Hz. If the difference in the calibration level before and after measurement was more than 1 dB(A), the measurement would be considered invalid and repeat of noise measurement would be required after re-calibration or repair of the equipment.
- The wind speed was frequently checked with a portable wind meter.
- During the monitoring period, the L_{eq} was recorded. In addition, site conditions and noise sources were recorded on a standard record sheet.
- Noise measurement was paused during periods of high intrusive noise (e.g. dog barking, helicopter noise) if possible. Observations were recorded when intrusive noise was unavoidable.
- Noise monitoring was cancelled in the presence of fog, rain, wind with a steady speed exceeding 5 m/s, or wind with gusts exceeding 10 m/s.

Maintenance and Calibration

- The microphone head of the sound level meter and calibrator is cleaned with soft cloth at quarterly intervals.
- The meters and calibrators are sent to *Hong Kong Calibration Ltd* to check and calibrate at yearly intervals. Calibration details are provided in Appendix G.

Results and Observations

- 3.5 Noise monitoring was conducted at the 4 designated monitoring stations during daytime in the reporting month. The monitoring was carried out as scheduled in the reporting month and the monitoring results are summarized in Table 3.4. All monitoring data and graphical presentation of the monitoring results are provided in Appendix D.
- 3.6 No exceedance of limit level during daytime recorded in the reporting month.

Table 3.4 Monitoring Results of Daytime Noise

Date of Monitoring	Noise Level, L_{eq} (30-min), dB(A)			
	CN1	CN2	CN3	CN4
29-Dec-08	66.9	62.4	59.9	63.7
05-Jan-09	67.5	61.0	60.2	63.8
12-Jan-09	63.4	59.9	60.4	64.2
19-Jan-09	65.3	61.2	59.5	67.1

Notes: * Exceedance of Limit Level
Exceedance of Action Level

Table 3.5 Monitoring Results of Evening Noise

Date of Monitoring	Noise Level, Leq (15-min), dB(A)			
	CN1	CN2	CN3	CN4
30-Dec-08	51.6	52.2	51.2	52.1
07-Jan-09	51.8	51.8	51.0	51.9
14-Jan-09	52.3	51.9	51.5	52.2
21-Jan-09	52.0	52.5	51.8	52.4

Notes: * Exceedance of Limit Level
Exceedance of Action Level

4. TERRESTRIAL ECOLOGY

Blank Page

5. SUBTIDAL MONITORING

Monitoring Requirement

- 5.1 Even though the conclusion in the EIA stated that adverse impact on coral communities would not be expected during the construction phase of the Project, coral monitoring shall be conducted as a precautionary measure.
- 5.2 Appendix A shows the established Action/Limit Levels for the subtidal monitoring works.

Monitoring Parameters, Frequency, Schedule

- 5.3 Subtidal monitoring is required to be conducted as follows:
- once per month in the first two months in Site 1, Site 2, Site 3, Site 4 and Control Site C.
 - twice a month at first three months in Site 5 and Control Site C.
 - once per month for the next three months in Site 5 and Control Site C.
 - If there is no exceedance, the monitoring frequency would be adjusted to once every three months (i.e. quarterly) until the end of the Contract No CI05 of the Project.

Monitoring Locations

- 5.4 In accordance with the EM&A Manual, subtidal monitoring would be conducted at Tai Shue Wan and Chung Hom Kok. The monitoring locations are shown in Figure 5.1.

Monitoring Procedures

- 5.5 Monitor the tagged corals (ten nos. at each station) for sedimentation, bleaching and mortality.
- 5.6 In the event that there is no exceedance record, the monitoring frequency shall be revised to once in every quarter until the end of the construction phase of CI05.
- 5.7 In the event that there is an exceedance of Action Level record, more frequent monitoring to be carried out until the exceedance stops.
- 5.8 In the event that there is an exceedance of Limit Level record, the Contractor shall suspend all works until an effective solution is identified.

Results and Observations

- 5.9 No impact subtidal ecology monitoring was conducted in the reporting period of [January 2009](#) since there was no exceedance recorded at all monitoring stations and control site and the monitoring frequency has been revised to once in every quarter until the end of construction period. The next scheduled monitoring would be in [February 2009](#).

6. ENVIRONMENTAL AUDIT

Site Environmental Audit

- 6.1 Site audit would be carried out once per week to monitor environmental issues on the construction sites to ensure that all mitigation measures were implemented timely and properly.

Review of Environmental Monitoring Procedures

- 6.2 The monitoring works conducted by the monitoring team were inspected regularly. The following observations have been recorded for the monitoring works:

Air Quality Monitoring

- The monitoring team recorded all observations around the monitoring stations within and outside of the construction site.
- The monitoring team recorded the temperature, air pressure and weather conditions on the monitoring day.

Noise Monitoring

- The monitoring team recorded all observations around the monitoring stations, which might affect the monitoring result.
- Major noise sources were identified and recorded. Other intrusive noise attributing to the result was trimmed off by pausing the monitoring temporarily.

Subtidal Monitoring

- No impact subtidal ecology monitoring was conducted in the reporting period of [January 2009](#) since there was no exceedance recorded at all monitoring stations and control site and the monitoring frequency has been revised to once in every quarter until the end of construction period. The next scheduled monitoring would be in [February 2009](#).

Status of Environmental Licensing and Permitting

- 6.3 All permits/licences obtained as of [January 2009](#) are summarised in Table 6.1.

Table 6.1 Summary of Environmental Licensing and Permit Status

Permit No.	Valid Period		Section/Description	Status
	From	To		
Environmental Permit				
EP-249/2006/A	23-Oct-06	N/A	Add a new condition before Condition 2.18 in Part C stated that "To compensate for the loss of roosting site for freshwater birds due to the filling of Pond 37 at Lowland area; complete the enhancement works for Pond 35 and to avoid disturbing the roosting site for freshwater birds, no construction works and discharge from the construction site(s) shall be allowed with the existing freshwater ponds at Tai Shue Wan area". Renumber Conditions 2.19 to 2.25 in Part C of the EP.	Valid
Construction Noise Permits				
GW-RS0584-08	21 Aug 08	20 Feb 09	Generator, silenced, 75dB(A) at 7m; Excavator, tracked; Dump truck; Emulsion pump truck; Light tower; and Crawler crane.	Valid
GW-RS0618-08	17 Sep 08	16 Feb 09	Breaker, mini-robot mounted; Excavator, mini-robot mounted; Light goods vehicle, gross vehicle weight ≤ 5.5 tonnes; Air compressor, with noise emission label showing a sound power level of ≤ 100dB(A); Breaker, hand-held (electric), mass ≤ 10kg; Compactor, vibratory; Mini-compacting roller; Welding generator; and Lorry with crane.	Valid
GW-RS0657-08	19 Sep 08	04 Feb 09	Crane, mobile (diesel); Lorry with crane, 5.5 tonne < GVW ≤ 38 tonnes; and Excavator, tracked	Valid
GW-RS0682-08	15 Oct 08	14 Apr 09	Concrete lorry mixer; Poker, vibrating, hand-held (electric); and Crane, tower.	Valid
GW-RS0750-08	01 Nov 08	30 Apr 08	Crane, mobile (500 tonnes); Crane mobile (300 tonnes); Crane, mobile (90 tonnes); Crane, mobile (50 tonnes); and Lorry, with crane, 5.5 tonnes < gross vehicle weight ≤ 38 tonnes	Surrendered
GW-RS0751-08	28 Oct 08	27 Jan 09	Crane, mobile (500 tonnes); Crane mobile (300 tonnes); Crane, mobile (90 tonnes); Crane, mobile (50 tonnes); and Lorry, with crane, 5.5 tonnes < gross vehicle weight ≤ 38 tonnes	Expired
GW-RS0001-09	02 Jan 09	01 Jun 09	Light Tower; Excavator, tracked; Dump truck, 5.5 tonne < gross vehicle weight ≤ 38 tonne	Valid
Chemical Waste Producer Registration				
WPN5213-199-D2373-01	07-May-07	N/A	For disposal of chemical wastes, mainly spent lubricants	Valid
Effluent Discharge License				
EP820/W9/XW232	20-Jun-07	30-Jun-12	For discharge of industrial trade effluent arising from construction site at Summit and Tunnel	Valid
EP820/W9/XW234	13-Jul-07	31-Jul-12	For discharge of industrial trade effluent arising from construction site at Waterfront	Under variation

Table 6.1 Summary of Environmental Licensing and Permit Status

Permit No.	Valid Period		Section/Description	Status	
	From	To			
Notification of Construction Works under APCO					
Waterfront sent on 31-Jan-07 (ref. 001017998)					
Summit sent on 05-Feb-07 (ref. 001018054)					
Billing Account under Construction Waste Disposal Charging Scheme					
7004888	03-Jan-07	18-Dec-08	For disposal of C&D waste to public fills, sorting facilities and landfills	In use	

Implementation Status of Environmental Mitigation Measures

- 6.4 The weekly joint site inspections have conducted on [23 and 30 December 2008](#), [09 and 16 January 2009](#). The IEC has taken the monthly audit on [23 January 2009](#) and the observations and recommendations that were made have summarized in the following paragraphs.

Land Based Water Quality Mitigation Measures

- 6.5 No violation was observed during site inspections in the reporting month of [January 2009](#).

Air Quality Mitigation Measures

- 6.6 The idle stockpile of excavated materials should be covered by any means when not in use.

Noise

- 6.7 No violation was observed during site inspections in the reporting month of [January 2009](#).

Ecology

- 6.8 No violation was observed during site inspections in the reporting month of [January 2009](#).

Waste / Chemical Management

- 6.9 Since clearance works have been undertaken at some of the construction areas and lots of waste were generated. The Contractor was reminded to increase the frequency of waste cleaning as far as necessary.

Landscape and Visual

- 6.10 No violation was observed during site inspections in the reporting month of [January 2009](#).

Environmental Mitigation Implementation Schedule (EMIS)

- 6.11 According to the Environmental Permit, the mitigation measures detailed in the permits are required to be implemented. An updated summary of the EMIS is presented in Appendix H.

Implementation Status of Event/Action Plans

- 6.12 The Event and Action Plans for air quality, noise and subtidal monitoring are presented in Appendix I.
- 6.13 No exceedance of air quality (i.e. 1 hour & 24-hour TSP) was recorded during the reporting month of [January 2009](#).
- 6.14 No exceedance of noise limit level during daytime and evening was recorded in the reporting month of [January 2009](#).

Implementation Status of Environmental Complaint Handling Procedures

Summary of the Complaints and Prosecutions

- 6.15 Appendix J presents the environmental complaint flow diagram of the Project.
- 6.16 No complaints, no summons or prosecution related to environmental issues from EPD was received or made against the Project in [January 2009](#).

7. FUTURE KEY ISSUES

Key Issues for the Coming Month

7.1 Key issues to be considered in the coming month include:

- Noise from operating equipment and machinery on-site.
- Maintenance of silt curtains.
- Construction waste management at the demolition work areas.
- Avoid accumulation of stagnant / muddy water on-site.
- To implement dust suppression measures on dry surfaces.
- Provision of treatment to turbid water from activities on-site before discharge.

Monitoring Schedules for the Next Month

7.2 The environmental monitoring schedules for the next month are shown in Appendix B.

Construction Program for the Next 3 Months

7.3 The construction programme for the next 3 months is shown in Appendix K.

8. CONCLUSIONS AND RECOMMENDATIONS

Conclusions

- 8.1 Environmental impact monitoring was performed in [January 2009](#). All monitoring results in the reporting month were checked and reviewed.
- 8.2 No exceedances of Action and Limit Level for daytime noise, evening noise, 24-hour TSP and 1-hour TSP were recorded in the reporting month of [January 2009](#).
- 8.3 No impact subtidal ecology monitoring was conducted in the reporting period of [January 2009](#) since there was no exceedance recorded at all monitoring stations and control site and the monitoring frequency has been revised to once in every quarter until the end of construction period. The next scheduled monitoring would be in [February 2009](#).
- 8.4 No complaints from public and no summons or prosecution related to environmental issues from EPD was made against the Master Redevelopment Project in the reporting period.

Recommendations

- 8.5 According to the environmental audit performed in the reporting month, the following recommendations are made:

Air Quality Impact

- To prohibit any open burning on site.
- To regularly maintain the machinery and vehicles on site.
- To follow up any exceedance caused by the construction works.
- To implement dust suppression measures on dry surfaces.

Noise Impact

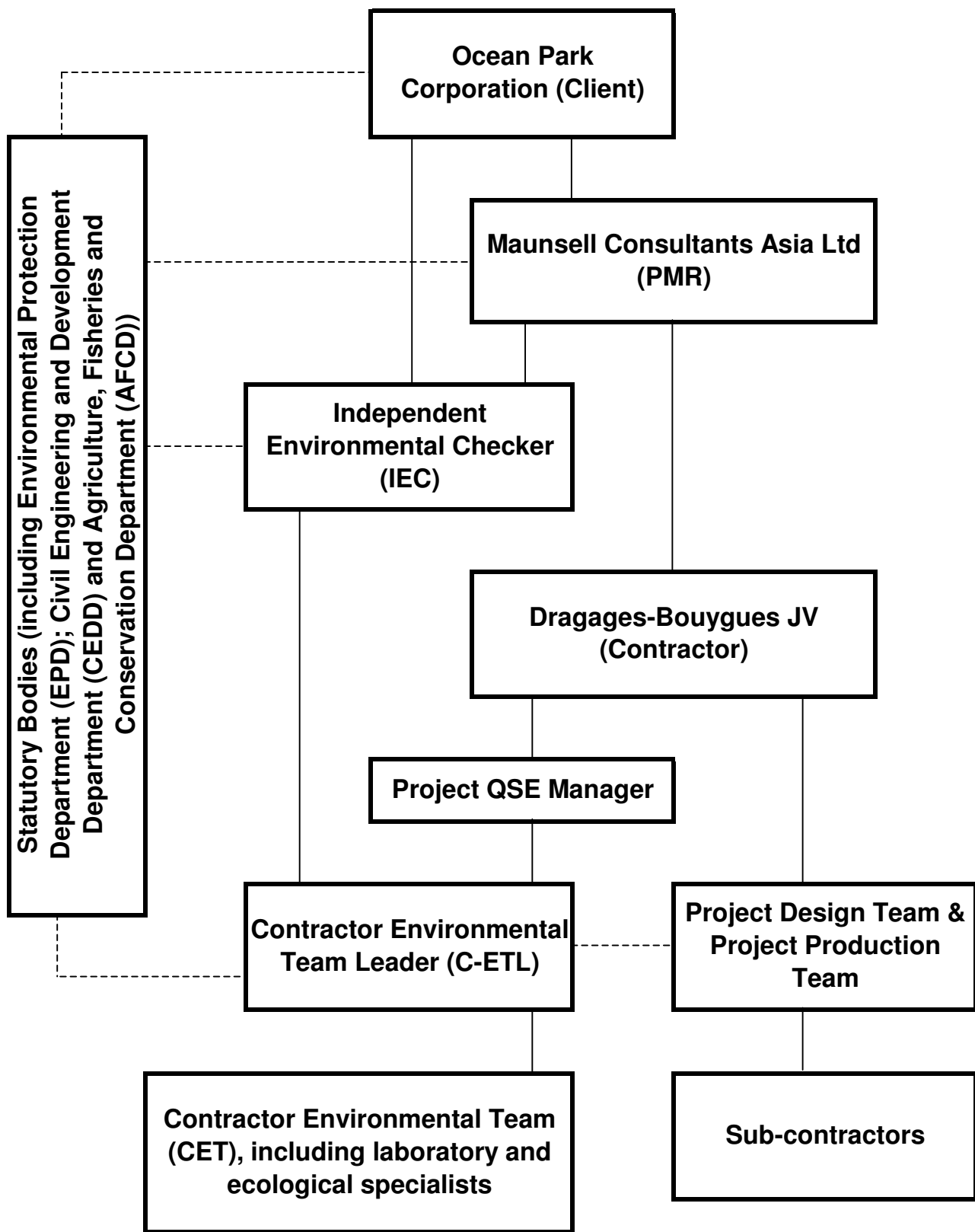
- To inspect the noise sources from inside and outside of the site.
- To follow up any exceedance caused by the construction works.
- To space out noisy equipment and position as far away as possible from sensitive receivers.
- To have regular maintenance of vessels and equipment used.

Waste/Chemical Management

- To check for any accumulation of waste materials or rubbish on site.
- To avoid any discharge of chemical waste or oil directly from the site.
- To regularly and properly collect, store and dispose of all waste types.

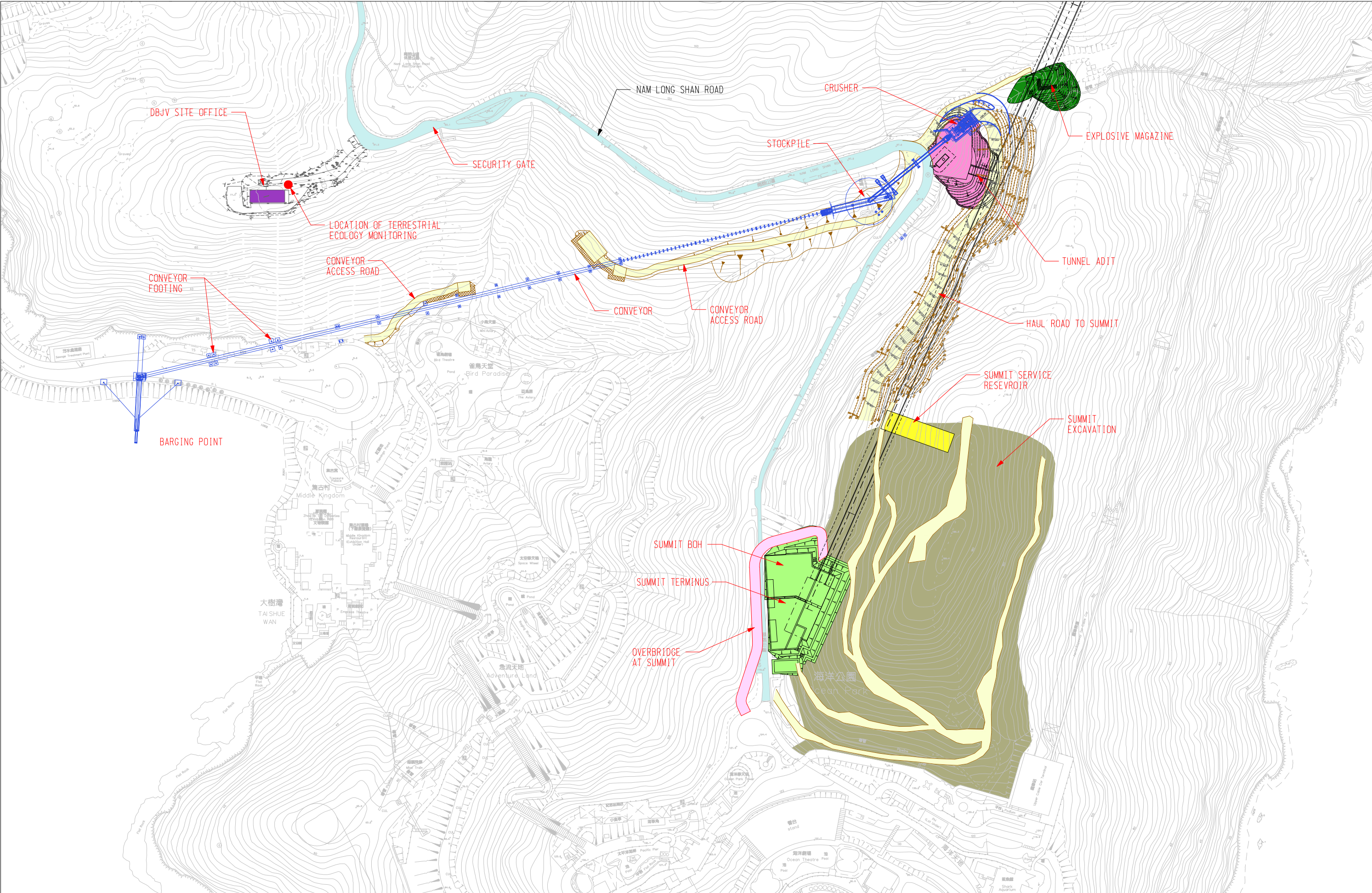
Water Quality Impact

- To minimize water discharge and surface runoff into nearby water body.
- To treat site surface runoffs and wastewater generated from various construction activities with wastewater treatment system (comprised of chemical coagulation, sedimentation and pH control).
- To review and implement temporary site drainage management plan.
- Silt removal facilities, channels, manholes and wastewater treatment system should be frequently cleaned the deposited silt and grit to maintain in proper condition.
- To review the adequacy of the desilting facilities' capacity.

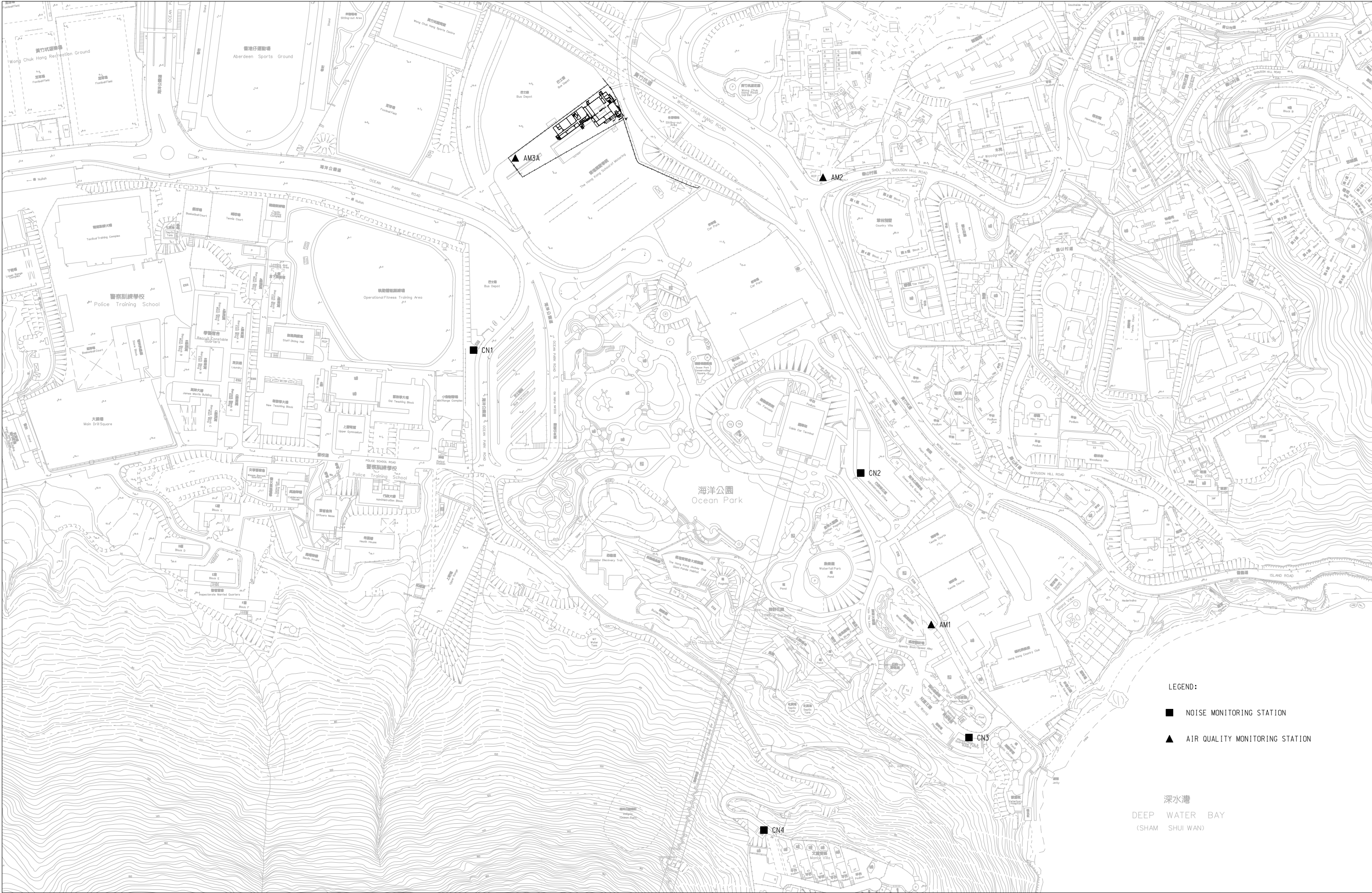


LEGEND:

- Line of Communication
 - - - Line of Authority



				DESIGNED BY	BLo	MAIN CONTRACTOR : <div> Dragages-Bouygues JV 寶嘉-布依格聯營</div>	CLIENT : <div> 香港海洋公園 OCEAN PARK HONG KONG</div>	PROJECT TITLE : OCEAN PARK REDEVELOPMENT Contract No. C105 Site Formation, Funicular Tunnel and Miscellaneous Works	DRAWING TITLE : FIGURE 1.3 LAYOUT OF WORK SITE (SUMMIT) AND LOCATION OF TERRESTRIAL ECOLOGY MONITORING	CADD FILENAME : Q1ENVQ014B.DGN	
				DRAWN BY	BLo					DATE : 10AUG2007	
				CHECKED BY	GCb					SCALE : 1 : 2500 @ A3	
				IN CHARGE	DNg					DRAWING NUMBER : DBJV/C105/Q1/ENV/Q014	REV. B
B	10AUG2007	GCb	E1B1T_ISSUE	DATE	Q2APB2007						
REV.	DATE	BY	DESCRIPTION								



LEGEND:

- NOISE MONITORING STATION
- ▲ AIR QUALITY MONITORING STATION


深水灣

DEEP WATER BAY
(SHAM SHUI WAN)

D	07NOV2007	StQ	AMS DELETED
C	31JUL2007	StQ	PROPOSED AM3 RELOCATED
B	25JUN2007	StQ	PROPOSED AM3 ADDED
A	02APR2007	StQ	FIRST ISSUE
REV.	DATE	BY	DESCRIPTION

DESIGNED BY	StQ
DRAWN BY	BLo
CHECKED BY	StQ
IN CHARGE	YTS
DATE	02APR2007

MAIN CONTRACTOR :



CLIENT :



香港海洋公園
OCEAN PARK HONG KONG

PROJECT TITLE :

OCEAN PARK REDEVELOPMENT
Contract No. C105
Site Formation, Funicular Tunnel
and Miscellaneous Works

DRAWING TITLE :

FIGURE 1.4
AIR QUALITY AND
NOISE MONITORING STATIONS
LOCATION PLAN

CADD FILENAME :	01ENV0015D.DGN
DATE :	07NOV2007
SCALE :	1 : 3000 @ A3
DRAWING NUMBER :	DBJV/C105/01/ENV/0015
REV.	D



					DESIGNED BY	STa	MAIN CONTRACTOR :  Dragages-Bouygues JV 寶嘉-布依格聯營	CLIENT :  香港海洋公園 OCEAN PARK HONG KONG	PROJECT TITLE : OCEAN PARK REDEVELOPMENT Contract No. C105 Site Formation, Funicular Tunnel and Miscellaneous Works	DRAWING TITLE : FIGURE 5.1 LOCATIONS OF SUBTIDAL MONITORING STATION	CADD FILENAME :	O1ENV0016A.DGN
					DRAWN BY	BLo					DATE :	02APR2007
					CHECKED BY	STa					SCALE :	1 : 7500 @ A3
					IN CHARGE	YTS					DRAWING NUMBER :	REV.
A	02APR2007	STa	FIRST ISSUE		DATE	02APR2007					DBJV/C105/01/ENV/0016	A
REV.	DATE	BY	DESCRIPTION									

APPENDIX A - ACTION AND LIMIT LEVELS

Table A.1 Action and Limit Levels for 1-hour average TSP and 24-hour average TSP Monitoring

Monitoring Location	24-hr TSP ($\mu\text{g}/\text{m}^3$)		1-hr TSP ($\mu\text{g}/\text{m}^3$)	
	Action Level	Limit Level	Action Level	Limit Level
AM1	183	260	440	500
AM2	181	260	500	500
AM3/AM3A	194	260	500	500

Table A.2 Action and Limit Levels for Daytime, Evening & Night-time Noise Monitoring

Time Period	Action	Limit
0700-1900 hrs on normal weekdays	When one documented complaint is received from any one of the sensitive receivers	75 dB(A) *
1900-2300 hrs on normal weekdays; and 0700-1900 hrs on holidays		60/65/70 dB(A) **
2300-0700 hrs of next day		45/50/55 dB(A) **

* reduce to 70dB(A) for school and 65dB(A) during school examination periods, if applicable

** to be selected based on the Area Sensitivity Rating of A/B/C, and the conditions of the CNP(s) must be followed

Table A.3 Action and Limit Levels for Subtidal Monitoring

Parameter	Action Level Definition	Limit Level Definition
Sedimentation	If during Impact Monitoring a 15% increase in the percentage of sediment cover on hard corals occurs at more than 20% of the tagged coral at any one Impact Monitoring Site that is not recorded at the Control Site, then the Action Level is exceeded.	If during the Impact Monitoring a 25% increase in the percentage of sediment cover occurs at more than 20% of the tagged coral at any one Impact Monitoring Site that is not recorded at the Control Site, then the Limit Level is exceeded.
Bleaching	If during Impact Monitoring a 15% increase in the percentage of bleaching (bleached white) on hard corals occurs at more than 20% of the tagged coral at any one Impact Monitoring Site that is not recorded at the Control Site, then the Action Level is exceeded.	If during the Impact Monitoring a 25% increase in the percentage of bleaching (bleached white) occurs at more than 20% of the tagged coral at any one Impact Monitoring Site that is not recorded at the Control Site, then the Limit Level is exceeded.
Mortality	If during Impact Monitoring a 15% increase in the percentage of partial mortality on hard corals occurs at more than 20% of the tagged coral at any one Impact Monitoring Site that is not recorded at the Control Site, then the Action Level is exceeded.	If during the Impact Monitoring a 25% increase in the percentage of partial mortality occurs at more than 20% of the tagged coral at any one Impact Monitoring Site that is not recorded at the Control Site, then the Limit Level is exceeded.

APPENDIX B – ENVIRONMENTAL MONITORING SCHEDULES

From 26 January 2009 to 25 February 2009

Sun	Mon	Tue	Wed	Thu	Fri	Sat
	26 Holiday	27 Holiday	28 Holiday	29 1-hr TSP 24-hr TSP NM (D)	30 1-hr TSP NM (E)	31
1	2 1-hr TSP NM (D)	3	4 1-hr TSP 24-hr TSP NM (E)	5	6 1-hr TSP	7
8	9 1-hr TSP NM (D)	10 1-hr TSP 24-hr TSP	11 1-hr TSP	12	13 1-hr TSP	14 SM (Sites 1 to 5 and Control Station C)
15	16 1-hr TSP 24-hr TSP NM (D)	17	18 1-hr TSP	19	20 1-hr TSP	21 1-hr TSP 24-hr TSP
22	23 1-hr TSP NM (D)	24	25 1-hr TSP	26	27 1-hr TSP 24-hr TSP	28

Notes: NM (D) denotes Daytime Noise Monitoring.

NM (E) denotes Evening Noise Monitoring if construction work is in progress.

SM denotes Subtidal Monitoring.

Any update / change in the schedule due to weather or other safety factors will be reported in the monthly EM&A report.

APPENDIX C – AIR QUALITY MONITORING RESULTS

1-hr TSP Monitoring Results at Station AM1

Monitoring Period				Filter Weight (g)		Flow Rate (m³/min)		Elapse Time (hour)		Sampling Time (hours)	Concentration (µg/m³)	Weather Condition	Particular weight (g)	Average flow (m³/min)	Total volume (m³)
From		To													
Date	Time	Date	Time	Initial	Final	Initial	Final	Initial	Final						
29-Dec-08	11:00	29-Dec-08	12:00	2.6949	2.6993	1.3	1.3	12298.50	12299.50	1	57	Sunny	0.0044	1.3	78
30-Dec-08	9:00	30-Dec-08	10:00	2.7307	2.7379	1.3	1.3	12299.50	12300.50	1	91	Cloudy	0.0072	1.3	79
31-Dec-08	13:00	31-Dec-08	14:00	2.8111	2.8158	1.3	1.3	12324.50	12325.50	1	59	Fine	0.0047	1.3	79
02-Jan-09	9:00	02-Jan-09	10:00	2.8131	2.8216	1.3	1.3	12325.50	12326.50	1	107	Sunny	0.0085	1.3	80
05-Jan-09	9:00	05-Jan-09	10:00	2.8263	2.8324	1.0	1.0	12326.51	12327.51	1	103	Sunny	0.0061	1.0	59
07-Jan-09	13:15	07-Jan-09	14:15	2.8494	2.8562	1.0	1.0	12351.51	12352.51	1	118	Sunny	0.0068	1.0	58
09-Jan-09	8:30	09-Jan-09	9:30	2.8251	2.8351	1.0	1.0	12352.51	12353.51	1	164	Sunny	0.0100	1.0	61
10-Jan-09	9:00	10-Jan-09	10:00	2.8005	2.8129	1.0	1.0	12353.51	12354.51	1	215	Cloudy	0.0124	1.0	58
12-Jan-09	13:00	12-Jan-09	14:00	2.8304	2.8384	0.9	0.9	12378.52	12379.52	1	143	Cloudy	0.0080	0.9	56
14-Jan-09	9:00	14-Jan-09	10:00	2.8327	2.8424	1.0	1.0	12379.52	12380.52	1	163	Fine	0.0097	1.0	59
16-Jan-09	9:00	16-Jan-09	10:00	2.7880	2.7944	0.9	0.9	12380.52	12381.52	1	114	Sunny	0.0064	0.9	56
19-Jan-09	13:25	19-Jan-09	14:25	2.8537	2.8600	1.0	1.0	12405.52	12406.52	1	106	Fine	0.0063	1.0	59
21-Jan-09	9:00	21-Jan-09	10:00	2.7968	2.8064	1.0	1.0	12406.52	12407.52	1	166	Cloudy	0.0096	1.0	58
22-Jan-09	9:00	22-Jan-09	10:00	2.8132	2.8258	1.0	1.0	12407.52	12408.52	1	218	Cloudy	0.0126	1.0	58
23-Jan-09	13:00	23-Jan-09	14:00	2.8098	2.8202	1.0	1.0	12432.52	12433.52	1	175	Fine	0.0104	1.0	59
24-Jan-09	9:00	24-Jan-09	10:00	2.7968	2.8056	1.0	1.0	12433.52	12434.52	1	152	Sunny	0.0088	1.0	58

Remarks: Bold value indicated an Action Level exceedance
 Bold & Italic value indicated an Limit Level exceedance
 X denotes no measurement due to power supply failure

APPENDIX C – AIR QUALITY MONITORING RESULTS (CONT'D)

1-hr TSP Monitoring Results at Station AM2

Monitoring Period				Filter Weight (g)		Flow Rate (m³/min)		Elapse Time (hour)		Sampling Time (hours)	Concentration (µg/m³)	Weather Condition	Particular weight (g)	Average flow (m³/min)	Total volume (m³)
From		To													
Date	Time	Date	Time	Initial	Final	Initial	Final	Initial	Final						
29-Dec-08	10:50	29-Dec-08	11:50	2.7168	2.7231	1.1	1.1	12081.05	12082.05	1	98	Sunny	0.0063	1.1	65
30-Dec-08	9:00	30-Dec-08	10:00	2.7162	2.7252	1.1	1.1	12082.05	12083.05	1	139	Cloudy	0.0090	1.1	65
31-Dec-08	13:15	31-Dec-08	14:15	2.8309	2.8359	1.0	1.0	12107.05	12108.05	1	79	Fine	0.0050	1.0	63
02-Jan-09	9:00	02-Jan-09	10:00	2.8320	2.8401	1.0	1.0	12108.05	12109.05	1	129	Sunny	0.0081	1.0	63
05-Jan-09	9:00	05-Jan-09	10:00	2.8313	2.8425	1.1	1.1	12109.05	12110.05	1	177	Sunny	0.0112	1.1	63
07-Jan-09	13:00	07-Jan-09	14:00	2.8456	2.8543	1.1	1.1	12134.05	12135.05	1	133	Sunny	0.0087	1.1	65
09-Jan-09	8:30	09-Jan-09	9:30	2.8259	2.8386	1.1	1.1	12135.05	12136.05	1	189	Sunny	0.0127	1.1	67
10-Jan-09	9:00	10-Jan-09	10:00	2.8285	2.8437	1.1	1.1	12136.05	12137.05	1	227	Cloudy	0.0152	1.1	67
12-Jan-09	13:00	12-Jan-09	14:00	2.8667	2.8773	1.1	1.1	12161.05	12162.05	1	158	Cloudy	0.0106	1.1	67
14-Jan-09	9:00	14-Jan-09	10:00	2.8321	2.8439	1.1	1.1	12162.05	12163.05	1	176	Fine	0.0118	1.1	67
16-Jan-09	9:00	16-Jan-09	10:00	2.7859	2.7984	1.1	1.1	12163.05	12164.05	1	186	Sunny	0.0125	1.1	67
19-Jan-09	13:00	19-Jan-09	14:00	2.8090	2.8176	1.1	1.1	12188.05	12189.05	1	128	Fine	0.0086	1.1	67
21-Jan-09	9:00	21-Jan-09	10:00	2.8299	2.8418	1.1	1.1	12189.05	12190.05	1	177	Cloudy	0.0119	1.1	67
22-Jan-09	9:00	22-Jan-09	10:00	2.8143	2.8349	1.1	1.1	12190.05	12191.05	1	307	Cloudy	0.0206	1.1	67
23-Jan-09	13:15	23-Jan-09	14:15	2.8331	2.8460	1.1	1.1	12215.05	12216.05	1	192	Fine	0.0129	1.1	67
24-Jan-09	9:00	24-Jan-09	10:00	2.8475	2.8585	1.1	1.1	12216.05	12217.05	1	164	Sunny	0.0110	1.1	67

Remarks: Bold value indicated an Action Level exceedance
 Bold & Italic value indicated an Limit Level exceedance
 X denotes no measurement due to power supply failure

APPENDIX C – AIR QUALITY MONITORING RESULTS (CONT'D)

1-hr TSP Monitoring Results at Station AM3A

Monitoring Period				Filter Weight (g)		Flow Rate (m³/min)		Elapse Time (hour)		Sampling Time (hours)	Concentration (µg/m³)	Weather Condition	Particular weight (g)	Average flow (m³/min)	Total volume (m³)
From		To													
Date	Time	Date	Time	Initial	Final	Initial	Final	Initial	Final						
29-Dec-08	11:00	29-Dec-08	12:00	2.7378	2.7452	1.0	1.0	14545.72	14546.72	1	120	Sunny	0.0074	1.0	62
30-Dec-08	9:00	30-Dec-08	10:00	2.7295	2.7385	1.1	1.1	14546.72	14547.72	1	142	Cloudy	0.0090	1.1	63
31-Dec-08	13:25	31-Dec-08	14:25	2.8234	2.8287	1.1	1.1	14571.72	14572.72	1	77	Fine	0.0053	1.1	69
02-Jan-09	9:00	02-Jan-09	10:00	2.8357	2.8506	1.1	1.1	14572.72	14573.72	1	216	Sunny	0.0149	1.1	69
05-Jan-09	9:00	05-Jan-09	10:00	2.8418	2.8616	1.2	1.2	14573.72	14574.72	1	282	Sunny	0.0198	1.2	70
07-Jan-09	13:00	07-Jan-09	14:00	2.8576	2.8718	1.1	1.1	14598.72	14599.72	1	225	Sunny	0.0142	1.1	63
09-Jan-09	8:30	09-Jan-09	9:30	2.8106	2.8328	1.1	1.1	14599.72	14600.72	1	324	Sunny	0.0222	1.1	68
10-Jan-09	9:00	10-Jan-09	10:00	2.8099	2.8293	1.1	1.1	14600.72	14601.72	1	283	Cloudy	0.0194	1.1	68
12-Jan-09	13:10	12-Jan-09	14:10	2.8719	2.8838	1.1	1.1	14625.72	14626.72	1	178	Cloudy	0.0119	1.1	67
14-Jan-09	9:00	14-Jan-09	10:00	2.8546	2.8730	1.1	1.1	14626.72	14627.72	1	276	Fine	0.0184	1.1	67
16-Jan-09	9:00	16-Jan-09	10:00	2.8083	2.8294	1.1	1.1	14627.72	14628.72	1	316	Sunny	0.0211	1.1	67
19-Jan-09	13:00	19-Jan-09	14:00	2.7600	2.7696	1.1	1.1	14652.72	14653.72	1	148	Fine	0.0096	1.1	65
21-Jan-09	9:00	21-Jan-09	10:00	2.8045	2.8201	1.1	1.1	14653.72	14654.72	1	247	Cloudy	0.0156	1.1	63
22-Jan-09	9:00	22-Jan-09	10:00	2.8168	2.8411	1.1	1.1	14654.72	14655.72	1	375	Cloudy	0.0243	1.1	65
23-Jan-09	13:25	23-Jan-09	14:25	2.8413	2.8553	1.1	1.1	14675.92	14676.92	1	216	Fine	0.0140	1.1	65
24-Jan-09	9:00	24-Jan-09	10:00	2.7953	2.8155	1.1	1.1	14676.92	14677.92	1	295	Sunny	0.0202	1.1	68

Remarks: Bold value indicated an Action Level exceedance
 Bold & Italic value indicated an Limit Level exceedance
 X denotes no measurement due to power supply failure

APPENDIX C – AIR QUALITY MONITORING RESULTS (CONT'D)

24-hr TSP Monitoring Results at Station AM1

Monitoring Period				Filter Weight (g)		Flow Rate (m³/min)		Elapse Time (hour)		Sampling Time (hours)	Concentration (µg/m³)	Weather Condition	Particular weight (g)	Average flow (m³/min)	Total volume (m³)
From		To													
Date	Time	Date	Time	Initial	Final	Initial	Final	Initial	Final						
30-Dec-08	11:55	31-Dec-08	11:55	2.7236	2.8202	1.3	1.3	12300.50	12324.50	24	51	Cloudy	0.0966	1.3	1896
05-Jan-09	12:17	06-Jan-09	12:17	2.8178	2.8832	0.9	0.9	12327.51	12351.51	24	50	Sunny	0.0654	0.9	1304
10-Jan-09	10:25	11-Jan-09	10:25	2.8059	2.9617	0.9	0.9	12354.51	12378.51	24	116	Cloudy	0.1558	0.9	1345
16-Jan-09	12:53	17-Jan-09	12:53	2.8153	2.9050	1.0	1.0	12381.52	12405.52	24	63	Sunny	0.0897	1.0	1426
22-Jan-09	10:15	23-Jan-09	10:15	2.7855	2.9035	0.9	0.9	12408.52	12432.52	24	88	Sunny	0.1180	0.9	1345

24-hr TSP Monitoring Results at Station AM2

Monitoring Period				Filter Weight (g)		Flow Rate (m³/min)		Elapse Time (hour)		Sampling Time (hours)	Concentration (µg/m³)	Weather Condition	Particular weight (g)	Average flow (m³/min)	Total volume (m³)
From		To													
Date	Time	Date	Time	Initial	Final	Initial	Final	Initial	Final						
30-Dec-08	11:40	31-Dec-08	11:40	2.7366	2.8328	1.1	1.1	12083.05	12107.05	24	60	Cloudy	0.0962	1.1	1592
05-Jan-09	12:42	06-Jan-09	12:42	2.8202	2.9039	1.1	1.1	12110.05	12134.05	24	52	Sunny	0.0837	1.1	1609
10-Jan-09	10:15	11-Jan-09	10:15	2.8472	2.9978	1.1	1.1	12137.05	12161.05	24	94	Cloudy	0.1506	1.1	1609
16-Jan-09	12:53	17-Jan-09	12:53	2.8300	3.0018	1.1	1.1	12164.05	12188.05	24	104	Sunny	0.1718	1.1	1653
22-Jan-09	10:05	23-Jan-09	10:05	2.8147	2.9995	1.1	1.1	12191.05	12215.05	24	115	Sunny	0.1848	1.1	1609

Remarks:

- Bold value indicated an Action Level exceedance
- Bold & Italic value indicated an Limit Level exceedance
- X denotes no measurement due to power supply failure

APPENDIX C – AIR QUALITY MONITORING RESULTS (CONT'D)

24-hr TSP Monitoring Results at Station AM3A

Monitoring Period				Filter Weight (g)		Flow Rate (m³/min)		Elapse Time (hour)		Sampling Time (hours)	Concentration (µg/m³)	Weather Condition	Particular weight (g)	Average flow (m³/min)	Total volume (m³)
From		To													
Date	Time	Date	Time	Initial	Final	Initial	Final	Initial	Final						
30-Dec-08	11:30	31-Dec-08	11:30	2.7162	2.8407	1.1	1.1	14547.72	14571.72	24	77	Cloudy	0.1245	1.1	1610
05-Jan-09	13:00	06-Jan-09	13:00	2.8382	3.0070	1.1	1.1	14574.72	14598.72	24	105	Sunny	0.1688	1.1	1600
10-Jan-09	10:40	11-Jan-09	10:40	2.8371	3.0189	1.1	1.1	14601.72	14625.72	24	114	Cloudy	0.1818	1.1	1600
16-Jan-09	13:00	17-Jan-09	13:00	2.8461	3.0479	1.1	1.1	14628.72	14652.72	24	126	Sunny	0.2018	1.1	1600
22-Jan-09	10:25	23-Jan-09	10:25	2.8311	3.0469	1.1	1.1	14655.72	14679.72	24	165	Sunny	0.2158	1.1	1600

Remarks:

- Bold value indicated an Action Level exceedance
- Bold & Italic value indicated an Limit Level exceedance
- X denotes no measurement due to power supply failure

Figure C.1 1-hr TSP monitoring results of Monitoring Station AM1

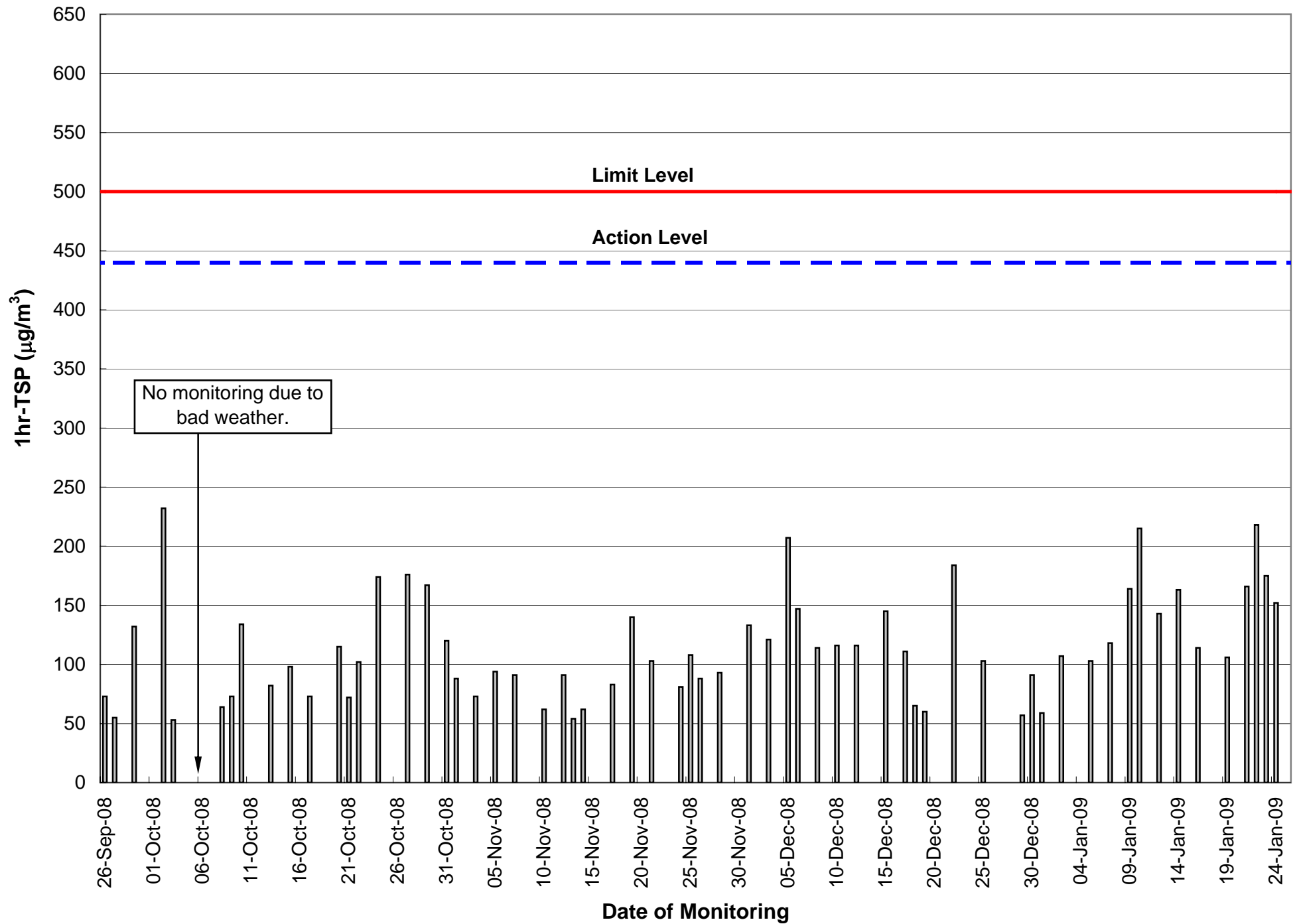


Figure C.2 1-hr TSP monitoring results of Monitoring Station AM2

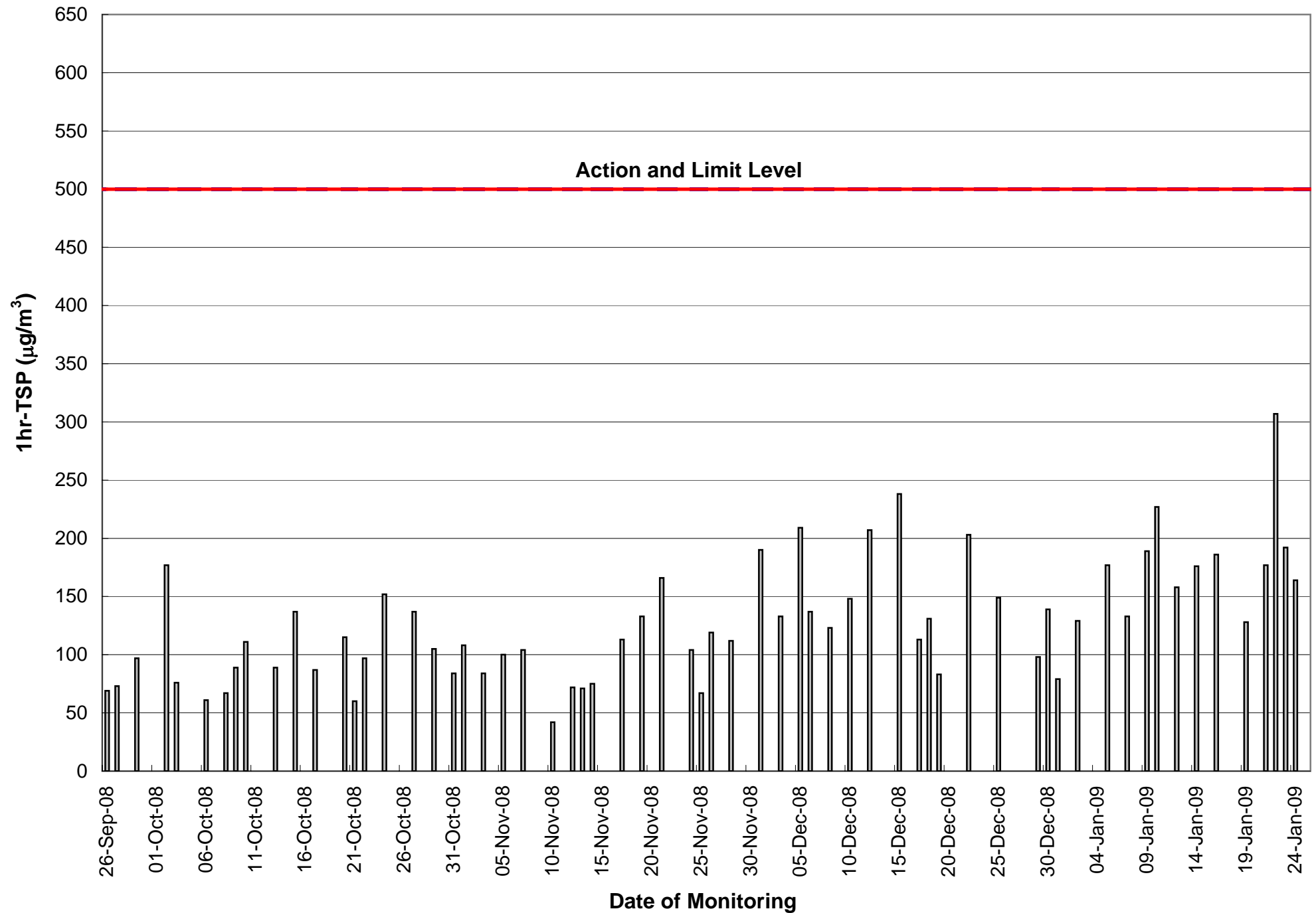


Figure C.3 1-hr TSP monitoring results of Monitoring Station AM3A

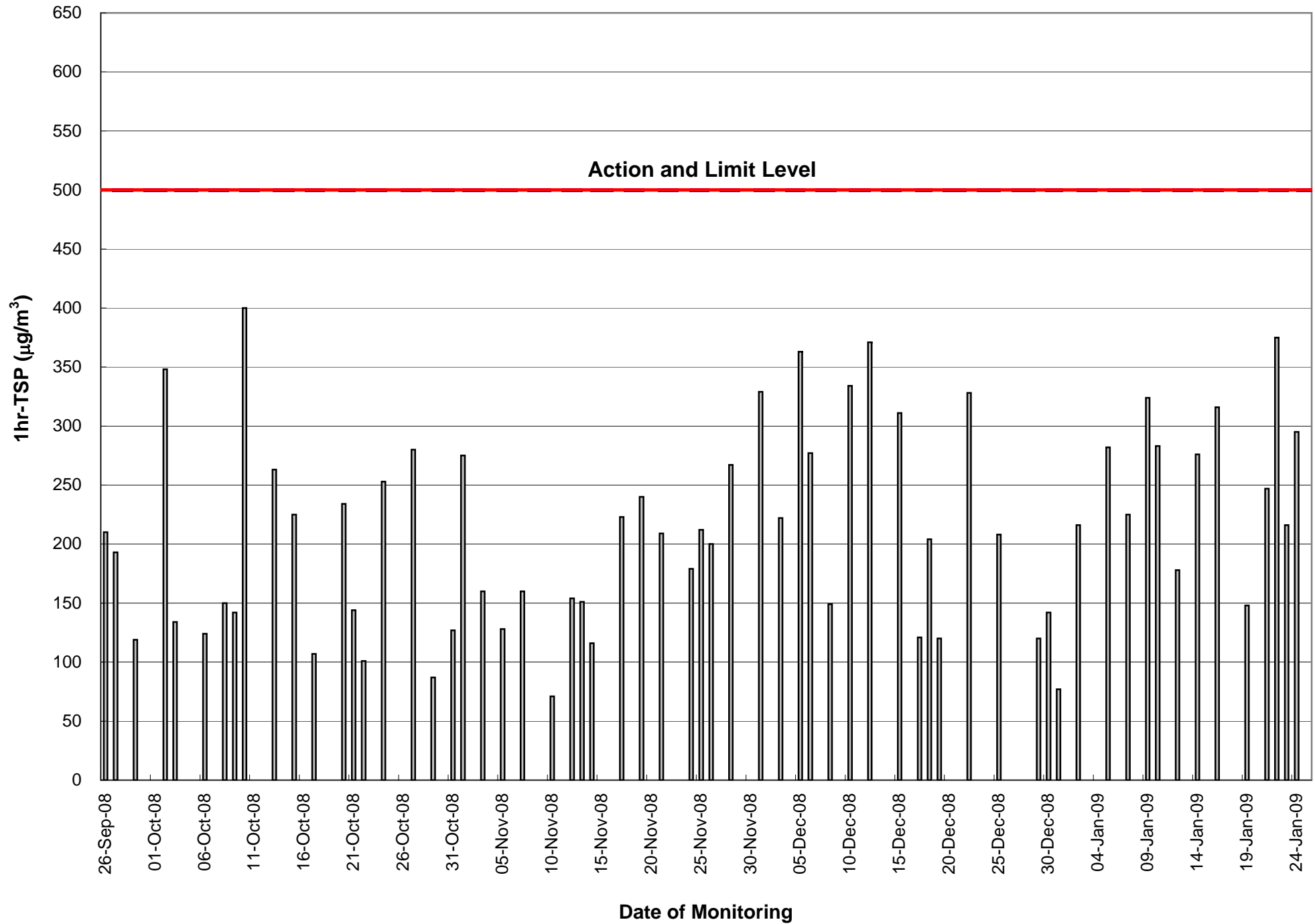
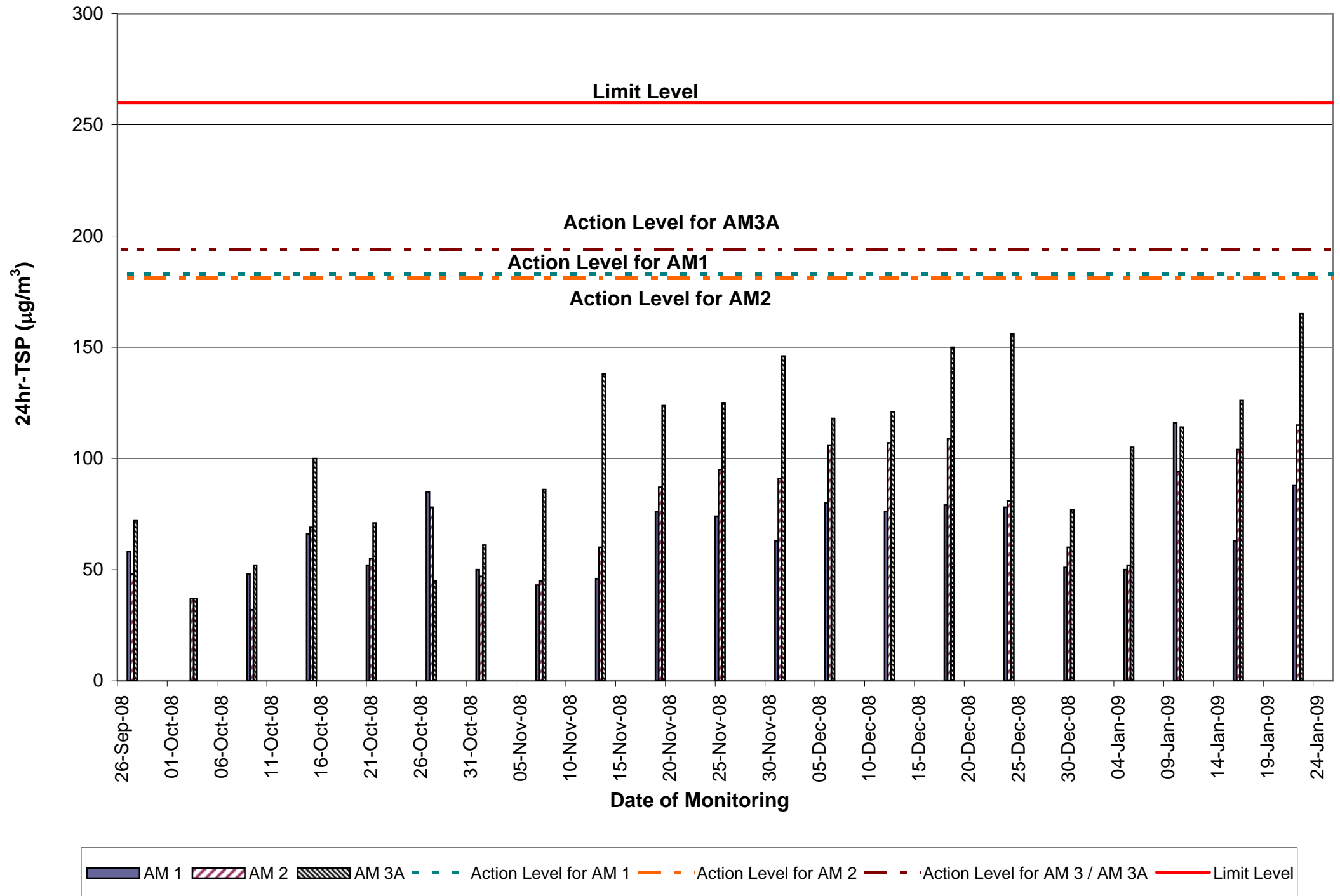


Figure C.4 24-hr TSP monitoring results of Monitoring Station AM1, AM2 & AM3A



APPENDIX D – NOISE MONITORING RESULTS

Daytime Noise Monitoring Results at Station CN1

Date	Weather Condition	Measured Noise Level for 30 mins., dB(A)				Baseline Noise Level, dB(A)	Limit Level, dB(A)	Exceedance (Y/N)
		Time	Leq	L10	L90			
29-Dec-08	Cloudy	13:00	66.9	70.8	62.2	63.2	70	N
05-Jan-09	Sunny	9:25	67.5	72.8	61.8	63.2	70	N
12-Jan-09	Sunny	13:15	63.4	70.9	60.4	63.2	70	N
19-Jan-09	Sunny	15:25	65.3	72.8	61.7	63.2	70	N

Daytime Noise Monitoring Results at Station CN2

Date	Weather Condition	Measured Noise Level for 30 mins., dB(A)				Baseline Noise Level, dB(A)	Limit Level, dB(A)	Exceedance (Y/N)
		Time	Leq	L10	L90			
29-Dec-08	Cloudy	13:40	62.4	66.0	59.2	64.0	75	N
05-Jan-09	Sunny	10:48	61.0	65.5	58.7	64.0	75	N
12-Jan-09	Sunny	14:40	59.9	64.2	57.8	64.0	75	N
19-Jan-09	Sunny	13:15	61.2	67.0	57.2	64.0	75	N

Daytime Noise Monitoring Results at Station CN3

Date	Weather Condition	Measured Noise Level for 30 mins., dB(A)				Baseline Noise Level, dB(A)	Limit Level, dB(A)	Exceedance (Y/N)
		Time	Leq	L10	L90			
29-Dec-08	Cloudy	14:20	59.9	63.2	57.3	59.3	75	N
05-Jan-09	Sunny	11:26	60.2	63.6	58.1	59.3	75	N
12-Jan-09	Sunny	15:20	60.4	66.0	58.3	59.3	75	N
19-Jan-09	Sunny	14:02	59.5	61.7	55.0	59.3	75	N

Remarks: Bold & Italic value indicated an Limit Level exceedance

APPENDIX D – NOISE MONITORING RESULTS (CONT'D)

Daytime Noise Monitoring Results at Station CN4

Date	Weather Condition	Measured Noise Level for 30 mins., dB(A)				Baseline Noise Level, dB(A)	Limit Level, dB(A)	Exceedance (Y/N)
		Time	Leq	L10	L90			
29-Dec-08	Cloudy	15:00	63.7	68.8	58.3	59.9	75	N
05-Jan-09	Sunny	10:07	63.8	70.1	60.0	59.3	75	N
12-Jan-09	Sunny	13:57	64.2	71.4	59.2	59.3	75	N
19-Jan-09	Sunny	14:50	67.1	69.7	64.8	59.3	75	N

Remarks: Bold & Italic value indicated an Limit Level exceedance

APPENDIX D – NOISE MONITORING RESULTS (CONT'D)

Evening Noise Monitoring Results at Station CN1

Date	Weather Condition	Measured Noise Level for 15 mins., dB(A)				Baseline Noise Level, dB(A)	Limit Level, dB(A)	Exceedance (Y/N)
		Time	Leq	L10	L90			
30-Dec-08	Cloudy	19:25	51.6	56.2	49.8	57.0	60	N
07-Jan-09	Sunny	19:25	51.8	57.2	50.3	57.0	60	N
14-Jan-09	Fine	19:25	52.3	59.2	51.1	57.0	60	N
21-Jan-09	Fine	19:25	52.0	58.3	49.8	57.0	60	N

Evening Noise Monitoring Results at Station CN2

Date	Weather Condition	Measured Noise Level for 15 mins., dB(A)				Baseline Noise Level, dB(A)	Limit Level, dB(A)	Exceedance (Y/N)
		Time	Leq	L10	L90			
30-Dec-08	Cloudy	20:00	52.2	57.2	49.1	58.5	60	N
07-Jan-09	Sunny	20:00	51.8	56.8	50.1	58.5	60	N
14-Jan-09	Fine	20:00	51.9	57.6	50.7	58.5	60	N
21-Jan-09	Fine	20:00	52.5	58.3	50.2	58.5	60	N

Evening Noise Monitoring Results at Station CN3

Date	Weather Condition	Measured Noise Level for 15 mins., dB(A)				Baseline Noise Level, dB(A)	Limit Level, dB(A)	Exceedance (Y/N)
		Time	Leq	L10	L90			
30-Dec-08	Cloudy	20:25	51.2	55.9	49.3	56.1	60	N
07-Jan-09	Sunny	20:25	51.0	56.1	49.1	56.1	60	N
14-Jan-09	Fine	20:25	51.5	57.2	49.4	56.1	60	N
21-Jan-09	Fine	20:25	51.8	56.8	50.1	56.1	60	N

Remarks: Bold & Italic value indicated an Limit Level exceedance

APPENDIX D – NOISE MONITORING RESULTS (CONT'D)

Evening Noise Monitoring Results at Station CN4

Date	Weather Condition	Measured Noise Level for 15 mins., dB(A)				Baseline Noise Level, dB(A)	Limit Level, dB(A)	Exceedance (Y/N)
		Time	Leq	L10	L90			
30-Dec-08	Cloudy	19:00	52.1	57.2	50.8	55.8	60	N
07-Jan-09	Sunny	19:00	51.9	58.3	49.9	55.8	60	N
14-Jan-09	Fine	19:00	52.2	58.4	50.4	55.8	60	N
21-Jan-09	Fine	19:00	52.4	57.3	50.6	55.8	60	N

Remarks: Bold & Italic value indicated an Limit Level exceedance

Fig D.1 - Daytime Noise Monitoring Results of Monitoring Stations NM1, NM2, NM3 & NM4

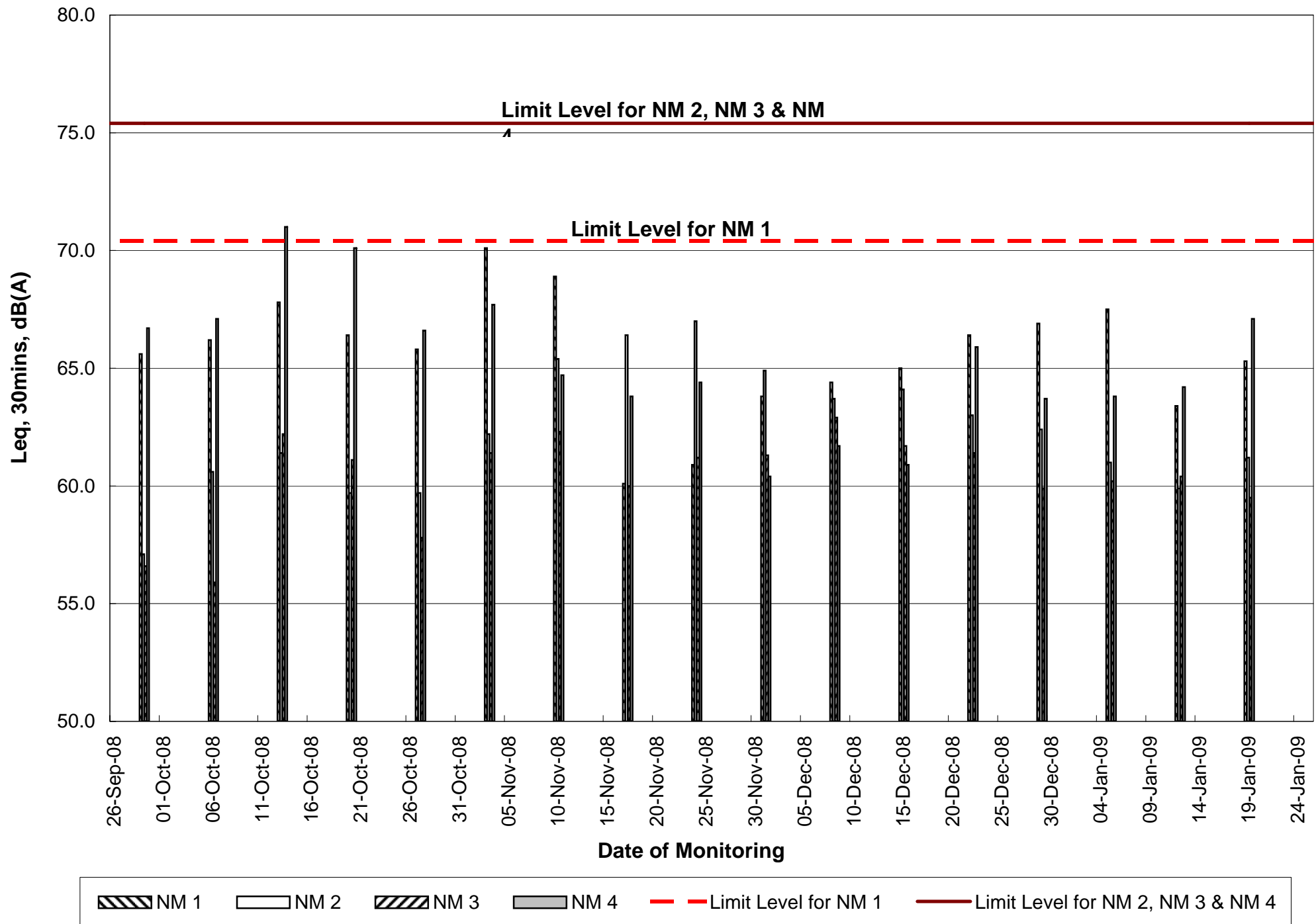
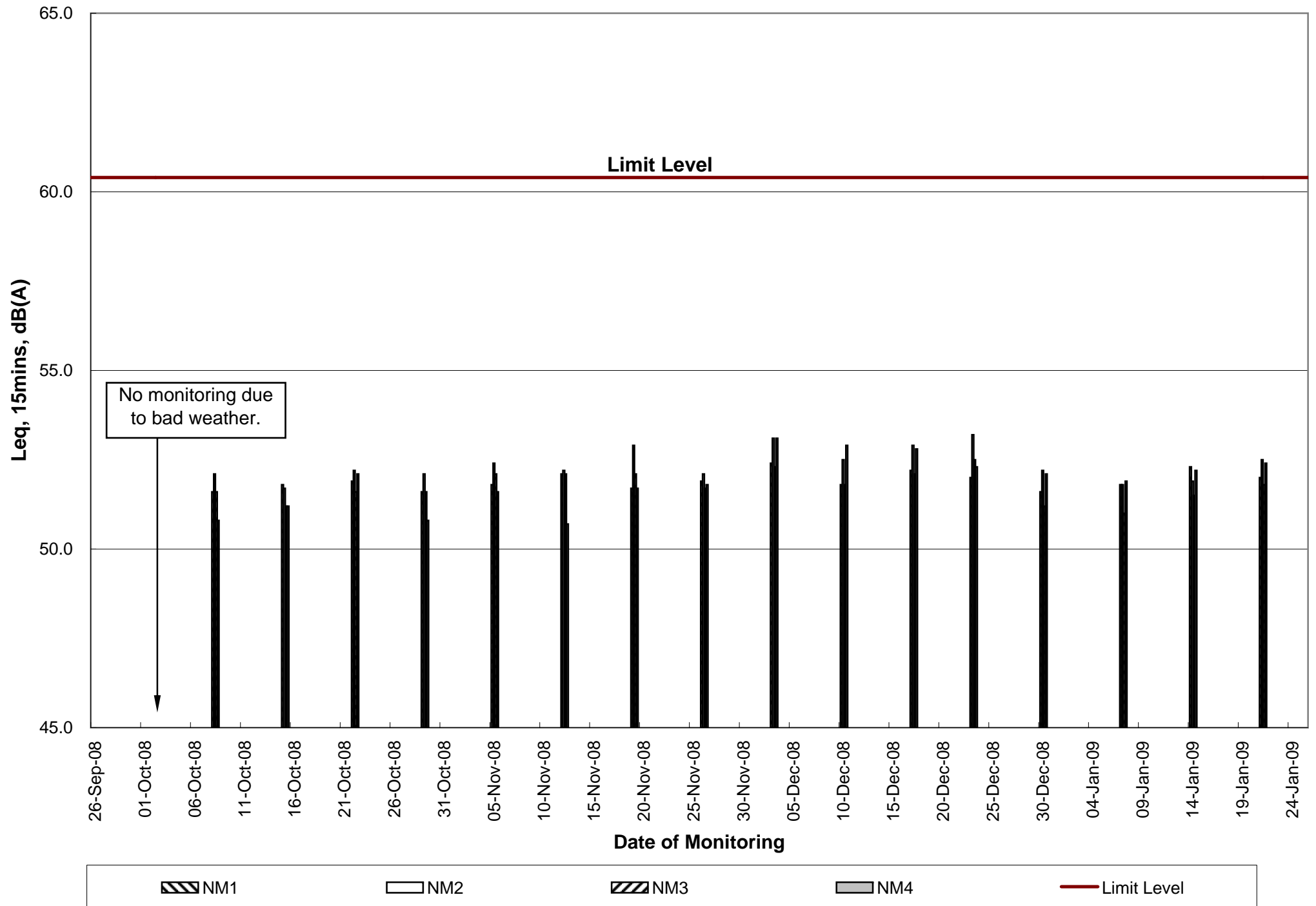


Fig D.2 - Evening Noise Monitoring Results of Monitoring Stations NM1, NM2, NM3 & NM4



APPENDIX E – TERRESTRIAL ECOLOGY MONITORING RESULTS

Blank Page

APPENDIX F – SUBTIDAL MONITORING RESULTS

Blank Page

APPENDIX G – CALIBRATION DETAILS

Air Quality Monitoring Equipments

Monitoring Location	AM1	AM2	AM3/AM3A
High Volume Sample/Dust Trak Serial No.	1174	1177	9998
Sampler Identification	ET / EA / 003 / 08	ET / EA / 003 / 07	ET / EA / 003 / 12
Date of Calibration	05 January 2009	05 January 2009	05 January 2009
Calibration Due Date	04 March 2009	04 March 2009	04 March 2009
Result	Good	Good	Good

Noise Monitoring Equipments

Monitoring Location	CN1, CN2, CN3 & CN4
Sound Level Meter Brand Name and Model	Rion NL-31
Serial No.	00773032
Date of Calibration	26 November 2007
Calibration Due Date	25 November 2009
Result	Good



東業德勤測試顧問有限公司
ETS-TESTCONSULT LIMITED

8/F., Block B, Veristrong Industrial Centre, 34-36 Au Pui Wan Street, Fotan, Hong Kong

Tel : 2695 8318

E-mail : etl@ets-testconsult.com

Fax : 2695 3944

Web site : www.ets-testconsult.com

TEST REPORT

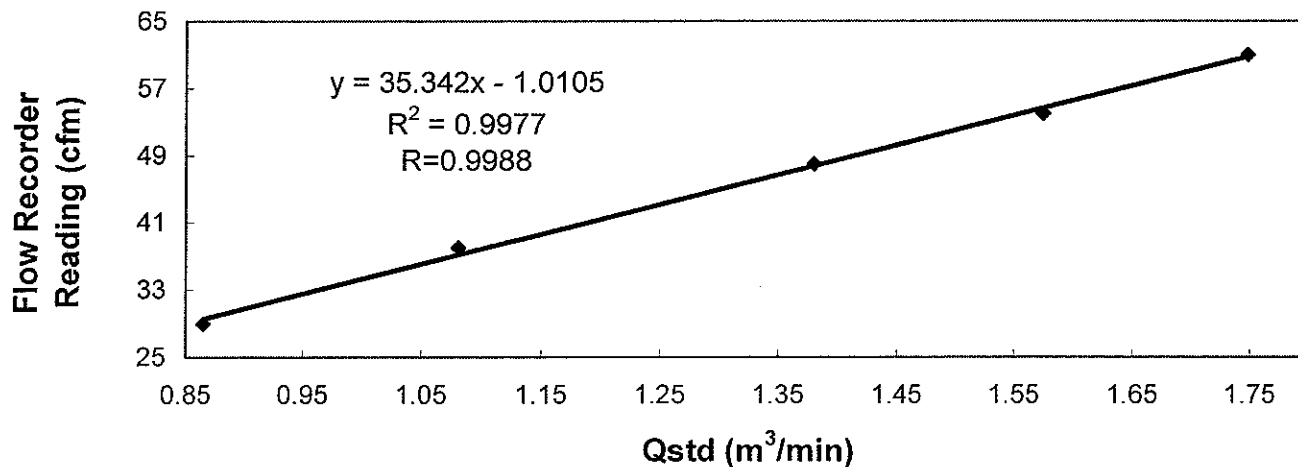
Calibration Report
of
High Volume Air Sampler

Manufacturer : Graseby GMW Date of Calibration : 05 January 2009
Serial No. : 1174 (ET / EA / 003 / 08) Calibration Due Date : 04 March 2009
Method : Based on Operations Manual for in series calibration method by TISCH
ENVIROMENTAL Model Te-5025A calibration kit

Results

Flow recorder reading (cfm)	61	54	48	38	29
Qstd (Actual flow rate, m ³ /min)	1.75	1.58	1.38	1.08	0.87
Pressure :	787.56 mm Hg			Temp. :	294 K

Sampler 1174 Calibration Curve
Site: Ocean Park (AM-1)
Date of Calibration: 05 January 2009



Acceptance Criteria : Correlation coefficient (r) of the calibration curve greater than 0.990 after a 5-point calibration

The high volume sampler complies * / does not comply * with the specified requirements and is deemed acceptable * / unacceptable * for use.

Calibrated by :

LI, Wan Lung
(Technician)

Approved by :

CHOW, Hoi Tat
(Asst. Environmental Officer)



東業德勤測試顧問有限公司
ETS-TESTCONSULT LIMITED

8/F., Block B, Veristrong Industrial Centre, 34-36 Au Pui Wan Street, Foton, Hong Kong

Tel : 2695 8318

E-mail : etl@ets-testconsult.com

Fax : 2695 3944

Web site : www.ets-testconsult.com

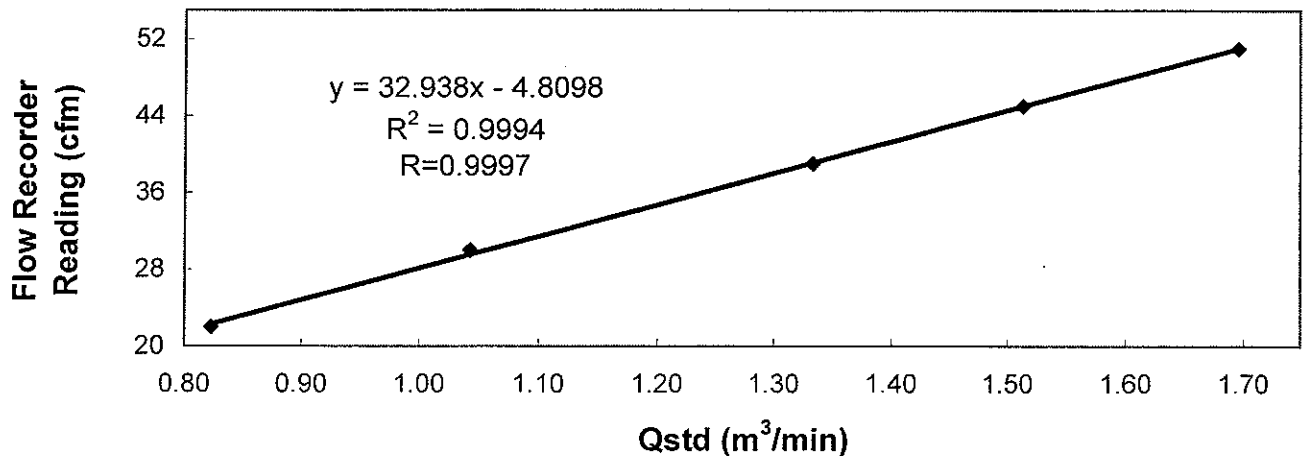
TEST REPORT

Calibration Report
of
High Volume Air Sampler

Manufacturer : Graseby GMW Date of Calibration : 05 January 2009
Serial No. : 1177 (ET / EA / 003 / 07) Calibration Due Date : 04 March 2009
Method : Based on Operations Manual for the 5-point calibration using standard calibration kit manufactured by Tisch TE-5025 A


Results	Flow recorder reading (cfm)	51	45	39	30	22
	Qstd (Actual flow rate, m ³ /min)	1.70	1.51	1.33	1.04	0.82
	Pressure : 766.56 mm Hg	Temp. : 294 K				

Sampler 1177 Calibration Curve
Site: Ocean Park (AM-2)
Date of Calibration: 05 January 2009



Acceptance Criteria : Correlation coefficient (r) of the calibration curve greater than 0.990 after a 5-point calibration

The high volume sampler complies * / does not comply * with the specified requirements and is deemed acceptable * / unacceptable * for use.

Calibrated by : 
LI, Wan Lung
(Technician)

Approved by : 
CHOW, Hoi Tat
(Asst. Environmental Officer)



東業德勤測試顧問有限公司
ETS-TESTCONSULT LIMITED

8/F, Block B, Veristrong Industrial Centre, 34-36 Au Pui Wan Street, Foton, Hong Kong

Tel : 2695 8318

E-mail : etl@ets-testconsult.com

Fax : 2695 3944

Web site : www.ets-testconsult.com

TEST REPORT

Calibration Report
of
High Volume Air Sampler

Manufacturer : Graseby GMW Date of Calibration : 05 January 2009

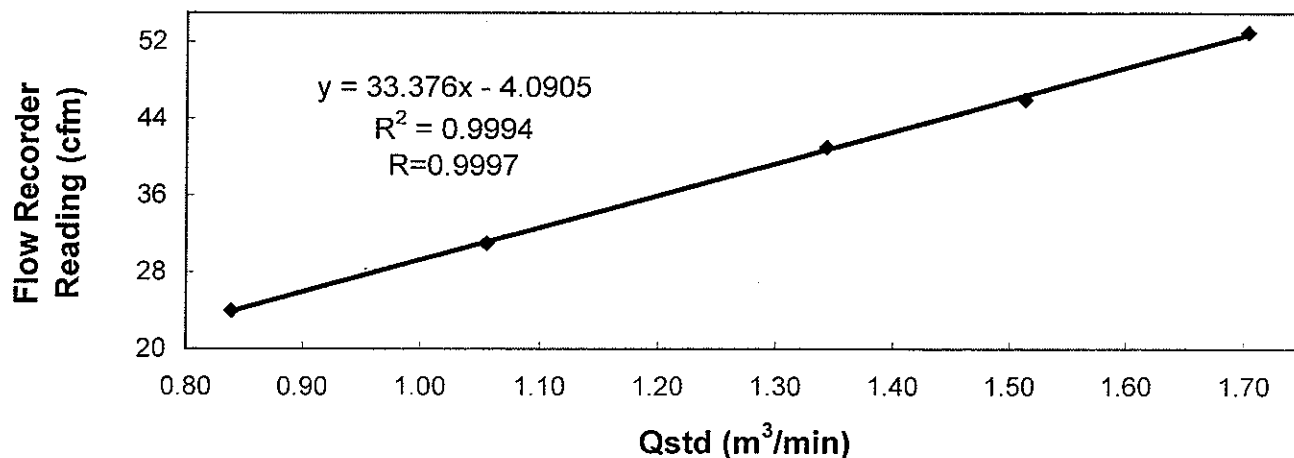
Serial No. : 9998 (ET / EA / 003 / 12) Calibration Due Date : 04 March 2009

Method : Based on Operations Manual for the 5-point calibration using standard calibration kit manufactured by Tisch TE-5025 A

Results

Flow recorder reading (cfm)	53	46	41	31	24
Qstd (Actual flow rate, m ³ /min)	1.70	1.51	1.34	1.06	0.84
Pressure :	767.31 mm Hg			Temp. :	294 K

Sampler 9998 Calibration Curve
Site: Ocean Park (AM-3)
Date of Calibration: 05 January 2009



Acceptance Criteria : Correlation coefficient (r) of the calibration curve greater than 0.990 after a 5-point calibration

The high volume sampler complies * / does not comply * with the specified requirements and is deemed acceptable * / unacceptable * for use.

Calibrated by :

LI, Wan Lung
(Technician)

Approved by :

CHOW, Hoi Tat
(Asst. Environmental Officer)

**RION CO., LTD.**

3-20-41 Higashimotomachi Kokubunji Tokyo 185-8533
Phone:042(359)7888, Facsimile:042(359)7442

Certificate of Calibration

Name : Precision sound level meter
Model : NL-31 **S/No.** : 00773032
Microphone : UC-53A **S/No.** : 313111
Preamplifier : NH-21 **S/No.** : 25043

Date of Calibration : November, 27, 2007

We hereby certify that the above product was tested and calibrated according to the prescribed Rion procedures, and that it fulfills specification requirements.

The measuring equipment and reference devices used for testing and calibrating this unit are managed under the Rion traceability system and are traceable according to official Japanese standards and official standards of countries belonging to the International Committee of Weights and Measures.


RION CO., LTD.

Manager, Quality Control Department

APPENDIX H – SUMMARY OF ENVIRONMENTAL MITIGATION IMPLEMENTATION SCHEDULE

No.	Environmental Aspect	Requirement (Classification)	Aspect Mitigation	Delivery Method			Status	Other / Remarks
				Site Installation	Method Statement	Toolbox Talk		
Air Quality								
AQ01	Dust emission from construction site in general	Cap 311, sub leg R Schedule III S.13	Hoardings of not less than 2.4m high from ground level should be erected along the entire length of the site boundary except for site entrance or exit.	✓			✓	
AQ02	Dust emission from construction site in general	Cap 311, sub leg R Schedule III S.13 & PS 26.10(6)(i)(e)	To minimize dust emissions, the amount of soil exposed and the dust generation potential should be kept as low as possible. This can be accomplished by water sprays, surface compaction; temporary fabric covers, minimizing the extent of exposed soil, and prompt re-vegetation of completed earthworks.	✓		✓	✓	
AQ03	Dust emission from construction site in general	Cap 311, sub leg R Schedule III S.13 & PS 26.10(6)(i)(j)	Wheel washing facilities should be provided at all vehicle site entrances/exits to prevent dusty material from being carried off-site on vehicles and deposited on public roads. The facilities shall be provided in advance of any major construction activities.	✓			✓	
AQ04	Dust emission from site clearance	Cap 311, sub leg R Schedule IV S.26 (1), (2) & PS 26.10(6)(i)(l)	The working area for uprooting of trees, shrubs or vegetation or for the removal of boulders, poles, pillars or temporary or permanent structures shall be sprayed with water or a dust suppression agent immediately before, during and immediately after the operation so as to maintain the entire surface wet.		✓	✓	✓	
AQ05	Dust emission from excavation or earth moving	Cap 311, sub leg R Schedule III S.24	The heights from which excavated materials are dropped should be minimized to limit fugitive dust generation from loading/unloading.	✓		✓	✓	
AQ06	Dust emission from excavation or earth moving	Cap 311, sub leg R Schedule III S.24	Working areas of any excavation or earth moving operation will be sprayed with water.		✓	✓	✓	
AQ07	Access Road	PS 26.10(6)(i)(g)	Effective water sprays should be used on the site to dampen potential dust emission sources such as unpaved areas used by site traffic and active construction areas.		✓	✓	✓	

APPENDIX H – SUMMARY OF ENVIRONMENTAL MITIGATION IMPLEMENTATION SCHEDULE

No.	Environmental Aspect	Requirement (Classification)	Aspect Mitigation	Delivery Method			Status	Other / Remarks
				Site Installation	Method Statement	Toolbox Talk		
Air Quality								
AQ08	Access Road	Cap 311, sub leg R Schedule III S.14 (1) & PS 26.10 (6)(i)(a)	Areas of site with regular movement of vehicles shall have an approved hard surface and be kept clean of loose material.	✓			✓	
AQ09	Access Road	PS 26.10 (6)(i)(d)	All on-site motorized vehicles speeds shall be restricted to a max. speed of 10km/h and delivery vehicles to designated roadways inside the Site to reduce dust re-suspension and dispersion.			✓	✓	
AQ10	Access Road	Cap 311, sub leg R Schedule III S.14 (1) & PS 26.10(6)(i)(a)	The roadway between the wheel wash and the public road will be paved.	✓			✓	
AQ11	Dust emission from material transporting and handling	PS 26.10(6)(i)(h) & (i)	Vehicles transporting materials with the potential to generate dust should have properly fitting side and tailboards.	✓		✓	✓	
AQ12	Dust emission from material transporting and handling	PS 1.110 (a)	The cover of the bed of dump truck shall be power operated with manual backup, so that the operator would not need to climb on the dump bed to operate the cover (both under power mode and manual mode). Operation from driver cab or with the operator standing on ground is acceptable. After the cover to the dump bed is closed, any gap left on the system of enclosure should be less than 25mm wide measured in a direction across the gap. Any remaining gap is to be sealed up tightly with a layer of nylon bristle of sufficient length to bridge across the gap.	✓		✓	✓	
AQ12a	Dust emission from material transporting and handling	Cap 311, sub leg R Schedule IV S.26 (1)	Materials transported by vehicles should be covered, with the cover properly secured and extended over the edges of the side and tail boards.	✓		✓	✓	

APPENDIX H – SUMMARY OF ENVIRONMENTAL MITIGATION IMPLEMENTATION SCHEDULE

No.	Environmental Aspect	Requirement (Classification)	Aspect Mitigation	Delivery Method			Status	Other / Remarks
				Site Installation	Method Statement	Toolbox Talk		
Air Quality								
AQ13	Dust emission from material transporting and handling	PS 26.10(6)(i)(k)	Spraying all dusty materials with water prior to any loading, unloading or transfer operation so as to maintain the dusty material wet.	✓		✓	✓	
AQ14	Dust emission from material transporting and handling	PS 26.10(6)(i)(a)	Material storage and handling areas shall be located on hard core or paved.	✓		✓	✓	
AQ15	Dust emission from material transporting and handling	Cap 311, sub leg R Schedule IV S.26	All stockpiled aggregate or spoil of more than 50 m ³ should be enclosed or covered and water applied twice per day during dry or windy conditions.	✓		✓	✓	
AQ16	Dust emission from materials transporting and handling	Cap 311, sub leg R Schedule III S.15 (1) & PS 26.10(6)(i)(f)	Stockpiles of dusty materials shall be covered and minimized the extent of spoil exposed at any given time.	✓		✓	✓	
AQ17	Dust emission from materials transporting and handling	Cap 311, sub leg R Schedule III S.15 (1)	Every stock of more than 20 bags of cement shall be covered entirely by impervious sheeting or placed in an area sheltered on the top and the 3 sides.	✓		✓	✓	
AQ20	Dust emission from materials transporting and handling	PS26.16 (2)(ii)	Profiled steel cladding should be provided at two sides of loading point at barge.	✓	✓		✓	
AQ24	Dust emission from materials transporting and handling	Cap 311, sub leg R Schedule III S.15	Debagging of cement and similar materials to be done in a ventilated enclosure with a filtered extraction system.	✓		✓	✓	
AQ35	Gas Emission Smoke/fume from construction plants and equipments	Cap 311, sub leg C S.3	All plants and equipments should be well maintenance to avoid dark smoke.	✓		✓	An owner, who operates any plant in such a manner that any dark smoke is emitted for more than 6 minutes in any period of 4 hours or for more than 3 minutes continuously at any one time, commits an offence.	
AQ36	Smoke/fume from construction plants and equipments	Cap 311, sub leg A S.4, 5 & 6	Prior approval should be obtained before the installation of the emergency generator.	✓			N/A	Include in the design

APPENDIX H – SUMMARY OF ENVIRONMENTAL MITIGATION IMPLEMENTATION SCHEDULE

No.	Environmental Aspect	Requirement (Classification)	Aspect Mitigation	Delivery Method			Status	Other / Remarks
				Site Installation	Method Statement	Toolbox Talk		
Air Quality								
AQ37	Smoke from open burning	Cap 311, sub leg O S.4 (1)	Open burning for the purpose of disposal of construction waste/tyres, the salvage of metal or the clearance of site in preparation for construction work is prohibited.			✓	✓	
AQ38	Smoke/fume from all site vehicles	Cap 374, sub leg A S.31(1)	Black smoke should be avoided from any vehicle whether or not mechanically propelled which is constructed or adapted for use on roads (exclude a vehicle of the North-west Railway or a tram)	✓		✓	✓	
AQ39	Smoke/fume from all site vehicles	Cap 311, sub leg L Schedule I	Ensure the correct diesel used in any vehicle whether or not mechanically propelled which is constructed or adapted for use on roads (exclude a vehicle of the North-west Railway or a tram)		✓	✓	✓	
AQ40	Emission from spraying products	Cap 403, sub. leg C s.3	Ozone depleting paint sprayers shall not be used on sites.		✓	✓	✓	
Noise/Vibration								
NV01	Noise from construction work other than percussive piling	Cap 400, S.6(1), PS 26.11 (2)	Work required for the use of powered mechanical equipment (PME) in restricted hours, i.e. the hours between 7pm and 7am on weekdays or at any time on Sundays or a public holiday, for carrying out construction activity shall be required a valid Construction Noise Permit (CNP).		✓	✓	✓	
NV02	Noise Emission from construction plants and equipments	PS 26.11 (9)	Relocation of noise-emitting plant, the use of silencers, mufflers, acoustic sheds or shields or acoustic sheds or screens upon the best reasonable practice.	✓		✓	✓	
NV03	Noise Emission from construction plants and equipments	PS 26.11 (10)	Maintain all plant and silencing equipment in good condition so as to minimize the noise emission during the works.			✓	✓	
NV04	Noise Emission from construction plants and equipments	Cap 400, sub. leg. C, s17(1)	Compressors should have Noise Emission Labels (NELS).			✓	✓	

APPENDIX H – SUMMARY OF ENVIRONMENTAL MITIGATION IMPLEMENTATION SCHEDULE

No.	Environmental Aspect	Requirement (Classification)	Aspect Mitigation	Delivery Method			Status	Other / Remarks
				Site Installation	Method Statement	Toolbox Talk		
Noise/Vibration								
NV05	Noise Emission from construction plants and equipments	Cap 400, sub. leg. D, s17(1)	Hand held breakers should have Noise Emission Labels (NELS).			✓	✓	
NV06	Noise Emission from construction plants and equipments	PS 26.11 (13)(i)	If the work causing serious noise pollution impacts or reached the Target Limit as stated in the Contractor’s EM&A Manual, the Contractor shall provide the following proposed remedial measures:					
			• Change of construction equipment location and scheduling of activities;		✓	✓	✓	
			• Change of construction equipment location and scheduling of activities;	✓		✓	✓	
			• Installation of construction equipment soundproofing;	✓		✓	✓	
			• Provision of alternative Contractor’s equipment;		✓	✓	✓	
			• Erection of sound barriers around the part of the Site or the location of the construction noise source; or	✓		✓	✓	
	• Any other measures that may be effective in reducing noise.		✓	✓	✓			
NV07	Noise Emission from Blasting	PS 26.13(4)(iv)	Firing of explosive shall be carried out in the morning prior to opening of the Park.	✓	✓	✓		Not applicable
NV08	Noise Emission from Blasting	GEP Technical Guidance Note No. 25 (TGN 25)	Blast doors on tunnels to be closed during blasting if required by the blasting period.	✓		✓		Not applicable
NV09	Noise Emission for Vehicles	Cap 374, sub leg A S.30(1)	Every vehicle propelled by an internal combustion engine shall be fitted with a silencer, expansion chamber or other contrivance suitable and sufficient for reducing, as far as may be reasonable, the noise caused by the escape of the exhaust gases from the engine.	✓		✓	✓	

APPENDIX H – SUMMARY OF ENVIRONMENTAL MITIGATION IMPLEMENTATION SCHEDULE

No.	Environmental Aspect	Requirement (Classification)	Aspect Mitigation	Delivery Method			Status	Other / Remarks
				Site Installation	Method Statement	Toolbox Talk		
Water Quality (Refer to Drainage Management Plan as stated in PS 26.17(7))								
WQ01	Flooding and wastewater including surface runoff discharges from the construction site/work to inland coastal waters, communal sewers and drains	PS 26.12 (2)	Before commencing any site formation work, all sewer and drainage connection should be sealed to prevent debris, soil, sand and etc from entering public sewers/drains	✓		✓	The existing drainage system is in use and the temporary drainage system is under preparation	
WQ02		PS 26.12 (2)	The boundaries of critical areas of earthworks should be marked and surrounded by dykes or embankments for flood protection.	✓			N/A	
WQ03		PS 26.12 (2)	Wheel wash water shall be changed frequently and sediment removed regularly	✓		✓	✓	
WQ04		PS 26.12 (2)	Construction runoff related impacts associated with tunneling and above ground construction activities can be readily controlled through the use of appropriate mitigations measures which include: <ul style="list-style-type: none">Use of sediment traps, oil interceptors; andAdequate maintenance of drainage systems to prevent flooding and overflow.	✓	✓	✓	✓	
WQ05		PS 26.12 (2)	Exposed areas should be minimised to reduce the potential for increased siltation, runoff contamination, and erosion.	✓	✓	✓	✓	
WQ06		EIA Ref. S9.44 EM&A Ref. S8.3	Temporary ditches should be provided to facilitate runoff discharge into the appropriate watercourses via silt retention points.	✓	✓	✓	✓	
WQ07		EPD ProPECC Note No. PN1/94; PS 26.17(6)(ii)	The design of efficient silt removal facilities should be based on the guidelines in Appendix A1 of ProPECC Note PN 1/94.	✓	✓		✓	

APPENDIX H – SUMMARY OF ENVIRONMENTAL MITIGATION IMPLEMENTATION SCHEDULE

No.	Environmental Aspect	Requirement (Classification)	Aspect Mitigation	Delivery Method			Status	Other / Remarks
				Site Installation	Method Statement	Toolbox Talk		
Water Quality (Refer to Drainage Management Plan as stated in PS 26.17(7))								
WQ08	Flooding and wastewater including surface runoff discharges from the construction site/work to inland coastal waters, communal sewers and drains	EP Clause2.13	To improve the coagulation and sedimentation process for construction phase discharges from excavation works at Headland, sand/silt removal facilities, including sand/silt traps and sediment basins should be provided.	✓		✓	✓	Updated Drainage Proposal is being implemented
WQ09		PS 26.12(4)	All exposed earth areas should be completed as soon as possible after earthworks have been completed, or alternatively, within 14 days of the cessation of earthworks where practicable.		✓	✓	o	
WQ10		PS 26.12	If excavation of soil cannot be avoided during the rainy season, or at any time of year when rainstorms are likely, exposed slope surfaces should be covered by tarpaulin or other means.	✓	✓	✓	o	
WQ11		PS 26.12(6)(iv)	Sediment tanks of sufficient capacity are recommended as a general mitigation measure that can be used for settling surface runoff prior to disposal. The system capacity should be flexible and able to handle multiple inputs from a variety of sources and particularly suited to applications where the influent is pumped.	✓		✓	✓	
WQ12		PS 26.12(6)(ii)	All silt removal facilities will be inspected daily and cleaned whenever necessary.			✓	✓	
WQ13		PS 26.12(6)(iv)	Manholes (including newly constructed ones) should always be adequately covered and temporarily sealed so as to prevent silt, construction materials or debris being washed into the drainage system and storm runoff being directed in to foul sewers.		✓	✓	✓	

APPENDIX H – SUMMARY OF ENVIRONMENTAL MITIGATION IMPLEMENTATION SCHEDULE

No.	Environmental Aspect	Requirement (Classification)	Aspect Mitigation	Delivery Method			Status	Other / Remarks
				Site Installation	Method Statement	Toolbox Talk		
Water Quality (Refer to Drainage Management Plan as stated in PS 26.17(7))								
WQ14	Flooding and wastewater including surface runoff discharges from the construction site/work to inland coastal waters, communal sewers and drains	EP Clause 2.12 & 2.14; PS 26.17(6)(iii)	Design and install a silt curtain system to enclose the existing 1000mm diameter storm water pipe outlet at Tai Shue Wan to minimize the water quality impacts on the marine environment during rainy seasons.	✓	✓		✓	Silt curtain proposal was deposited in the EIAO Register Office for public inspection.
WQ15		EPD ProPECC Note No. PN1/94; PS 26.17(8)(e)	Precautions should be taken at any time of year when rainstorms are likely. Actions to be taken when a rainstorm is imminent or forecast, and actions to be taken during or after rainstorms, are summarized in Appendix A2 or ProPECC Note PN 1/94. Particular attention should be paid to the control of silty surface runoff during storm events, especially for areas located near steep slopes.			✓	✓	Heavy rain procedures
WQ16		PS 26.12(6)(i)	Oil interceptors should be provided in the drainage system and these should be regularly cleaned to prevent the release of oils and grease into the storm water drainage system after accidental spillages. The interceptor should have a bypass to prevent flushing during periods of heavy rain.	✓			✓	
WQ17		PS 26.12(2)	All vehicles and plant should be cleaned before leaving a construction site to ensure no earth, mud, debris and the like is deposited on roads.			✓	✓	
WQ18		PS 26.12	Measures should be taken to prevent the washing away of construction materials, soil, silt or debris into any drainage system.	✓			✓	
WQ19		PS 26.12(6)(iii)	An adequately designed and located wheel washing bay should be provided at every site exit and wash-water should have sand and silt settled out and removed at least on a weekly basis to ensure the continued efficiency of the process.	✓			✓	

APPENDIX H – SUMMARY OF ENVIRONMENTAL MITIGATION IMPLEMENTATION SCHEDULE

No.	Environmental Aspect	Requirement (Classification)	Aspect Mitigation	Delivery Method			Status	Other / Remarks
				Site Installation	Method Statement	Toolbox Talk		
Water Quality (Refer to Drainage Management Plan as stated in PS 26.17(7))								
WQ20	Flooding and wastewater including surface runoff discharges from the construction site/work to inland coastal waters, communal sewers and drains	PS 26.12	The section of access road leading to, and exiting from, the wheel wash bay to the public road should be paved with sufficient backfall towards the wheel wash bay towards the wheel wash bay to prevent transport of soils and silty water to public roads and drains.	✓			✓	
WQ21		PS 26.12	Open stockpiles of construction materials of more than 50m ³ should be covered with tarpaulin or similar fabric.			✓	✓	
Drainage and Sewage (Refer to Drainage Management Plan as stated in PS 26.17(7) and Drainage Proposals as stated in EP Clause 2.13)								
DS01	Polluted water discharge from construction site or works	PS 26.17(4)	All temporary and permanent drainage pipes and culverts provided to facilitate runoff discharges should be adequately designed for the controlled release of storm flow (one in five year event).	✓			✓	Drainage Proposal
DS02	Polluted water entry stormwater system during the site activities	PS 26.17(6)	All sediment control measures should be regularly inspected and maintained to ensure proper and efficient operation at all times and particularly following rain storms.	✓		✓	✓	
DS03	Polluted water from site reinstatement	PS 26.17(2)	Temporarily diverted drainage systems should be reinstated to their original condition when the construction work has finished, or the temporary diversion is no longer required.				✓	Note
DS04	Polluted water from concrete lorry washing	PS 26.17	Wash water from concrete trucks and pumps is to be collected in skips for treatment.	✓		✓	✓	
DS05	Polluted water from the plant yard	WMP	Plant maintenance areas to be enclosed.	✓			✓	
DS07	Polluted water entry from waste collected area	PS 26.18(2)	Debris and rubbish on site should be collected, handled and disposed of properly to avoid entering the water column to cause water quality impacts.	✓		✓	✓	

APPENDIX H – SUMMARY OF ENVIRONMENTAL MITIGATION IMPLEMENTATION SCHEDULE

No.	Environmental Aspect	Requirement (Classification)	Aspect Mitigation	Delivery Method			Status	Other / Remarks
				Site Installation	Method Statement	Toolbox Talk		
Drainage and Sewage (Refer to Drainage Management Plan as stated in PS 26.17(7) and Drainage Proposals as stated in EP Clause 2.13)								
DS06	Polluted water from excavation	PS 26.17(6)(ii)	Temporary open storage of excavated materials used for backfill on site should be covered with tarpaulin or similar fabric during rainstorms. Any washout of construction or excavated materials should be diverted through appropriate sediment traps before discharge to storm water drainage systems.			✓	✓	
DS08	Polluted water and sewage entry the chemical toilets	PS 26.12(3)	Construction sewage may need to be handled by portable chemical toilets if construction workers are likely to be dispersed along the alignment.	✓			✓	
DS09	Polluted water and sewage entry the chemical toilets	PS 26.12(3)	Appropriate numbers of portable toilets should be provided by a licensed contractor to serve the construction workers. This contractor will also be responsible for waste disposal and maintenance practices.	✓			✓	
DS10	Polluted water from chemical storage area	PS 26.12(9)	All fuel tanks and storage areas should be provided with locks and be located on sealed areas, within bunds of a capacity equal to 110% of the storage capacity of the largest tank, to prevent spilled fuel oils from reaching WSRs.	✓			✓	
DS11	Polluted water from spillage	WMP; PS 26.12(10)	Spill action plan is to be prepared.			✓	✓	Spill procedures
DS12	Polluted water from petrol filling activity	WMP; PS 26.17(8)(1)	Petrol interception for oil filling point.	✓			✓	
DS13	Polluted water from tunnel pump out	PS 26.17(8)	Ground water pumped from tunnels etc., should be discharged into drainage channels that incorporate sediment traps to entrance deposition rates and to remove silt.	✓			N/A	
DS14	Polluted water from construction works	PS 26.17(8)(i)	Construction work force sewage discharges on site should be connected to the existing trunk sewer or sewage treatment facilities, if practicable.	✓		✓	✓	

APPENDIX H – SUMMARY OF ENVIRONMENTAL MITIGATION IMPLEMENTATION SCHEDULE

No.	Environmental Aspect	Requirement (Classification)	Aspect Mitigation	Delivery Method			Status	Other / Remarks
				Site Installation	Method Statement	Toolbox Talk		
Drainage and Sewage (Refer to Drainage Management Plan as stated in PS 26.17(7) and Drainage Proposals as stated in EP Clause 2.13)								
DS15	Polluted water from pantry	PS 26.17(8)(k)	Wastewater collected from pantry including that from basins, sinks and floor drains, should be discharged into foul sewers via grease traps capable of providing at least 20 minutes retention during peak flow.	✓			✓	
Waste Management (Refer to Waste Management Plan as stated in EP Clause 2.21)								
WM01	Disposal of waste (general)	PS 26.18	Minimize the generation of waste from Works. Avoidance and minimization of waste generation shall be achieved through changing or improving design and practices, careful planning and good site management.			✓	✓	Note
WM02	Disposal of waste (general)	PS 26.18	Different types of waste are segregated on-site and stored in different containers, skips or stockpiles to facilitate the reuse/recycling of materials, thus avoiding disposal (generally with only limited processing and reprocessing may be required).	✓		✓	✓	
WM03	Disposal of waste (general)	WMP	A trip ticket system for the disposal of Construction and Demolition (C&D) materials following the guidelines stipulated in the Environment, Transport and Works Bureau Technical Circular (Works) No. 31/2004 shall be used to prevent any illegal dumping.			✓	✓	
WM04	Disposal of waste (general)	PS 26.18	No construction waste of more than 20% inert material by volume shall be disposed of to landfill. Inert materials like rock, sand, concrete debris should be sorted out from construction waste before disposal. Dry concrete waste or the excavated materials should be recycled for reuse or sorted for disposal at public dumps.			✓	✓	
WM05	Generation and disposal of construction and demolition waste	WMP; PS 26.18	All non-inert construction waste material deemed unsuitable for reclamation or land formation and all other waste material shall be disposed at public dumps.	✓		✓	✓	Note

APPENDIX H – SUMMARY OF ENVIRONMENTAL MITIGATION IMPLEMENTATION SCHEDULE

No.	Environmental Aspect	Requirement (Classification)	Aspect Mitigation	Delivery Method			Status	Other / Remarks
				Site Installation	Method Statement	Toolbox Talk		
Waste Management (Refer to Waste Management Plan as stated in EP Clause 2.21)								
WM06	Generation and disposal of construction and demolition waste	WMP; PS 26.18	The C&D materials shall be sorted into public fill (inert portion) and C&D waste (non-inert portion). The inert portion which comprises soil, rock, concrete, brick, cement plaster/mortar, inert building debris, aggregates and asphalt shall be reused in earth filling, reclamation or site formation works as far as possible. Where excavated rock is of the appropriate grade, it shall be crushed and reused as aggregate or for other surfacing uses, wherever possible. The non-inert portion, which comprises metal, timber, paper, glass, junk and general garbage shall be reused or recycled.	✓	✓	✓	✓	
WM07	Disposal of waste (general)	WMP; PS 26.18	Record of the amount of waste generated, recycled and disposed of shall be kept on site for easy reference and checking.			✓	✓	
WM08	Disposal of waste (general)	WMP; PS 26.18	Authorized/Licensed Waste Hauliers/Collectors should be used to collect and transport different category wastes to the appropriate disposal points.			✓	✓	
WM09	Disposal of waste (general)	WMP; PS 26.18	Handle and store wastes in a manner, which ensures that they are held securely without loss or leakage, thereby minimizing the potential for pollution.			✓	✓	Note
WM10	Disposal of waste (general)	WMP; PS 26.18	Remove wastes in a timely manner and maintain the waste storage areas clean regularly.			✓	✓	
WM11	Disposal of waste (general)	WMP; PS 26.17(8)	Regular cleaning and maintenance the drainage system, sumps, oil interceptors and grease traps. The waste from these facilities shall be collected and disposed of by a licensed Collector.	✓		✓	✓	

APPENDIX H – SUMMARY OF ENVIRONMENTAL MITIGATION IMPLEMENTATION SCHEDULE

No.	Environmental Aspect	Requirement (Classification)	Aspect Mitigation	Delivery Method			Status	Other / Remarks
				Site Installation	Method Statement	Toolbox Talk		
Waste Management (Refer to Waste Management Plan as stated in EP Clause 2.21)								
WM12	Disposal of waste (general)	WMP	Obtain the necessary permits and licenses with regards to the waste management from the appropriate authorities wherever necessary, in accordance with <ul style="list-style-type: none">The Waste Disposal Ordinance (Cap 354),Waste Disposal (Chemical Waste)(General) Regulation (Cap 354),The Crown Land Ordinance (Cap 28), andDumping at Sea Ordinance (Cap 466)			✓	✓	
WM13	Disposal of waste (general)	WMP	Provide training for workers about the concepts of site cleanliness and appropriate waste management procedures, including waste reduction, reuse and recycling.			✓	✓	
WM14	Generation and disposal of construction and demolition waste	WMP & WBTC 5/99 (Appendix A)	The Contractor shall produce a Construction and Demolition Material Disposal Delivery Form (the Form) for each and every vehicular trip transporting Construction and Demolition (C&D) materials off-site. The Contractor shall complete the Form and maintain records as per procedures.			✓	✓	
WM15	Production of Chemical Waste (general)	Magnitude	For those processes that generate chemical waste, it may be possible to find alternatives that generate reduced quantities or even no chemical wastes, or less dangerous types of chemical waste	✓	✓		✓	
WM16	Production of Chemical Waste (general)	Cap 354 sub. leg. C; PS 26.18 (4)	The Contractor shall be required to register with EPD as a chemical waste producer and to follow the guidelines as stated in the Code of Practice on the Packaging, Labeling and Storage of Chemical Wastes.				✓	Register as chemical waste producer has done

APPENDIX H – SUMMARY OF ENVIRONMENTAL MITIGATION IMPLEMENTATION SCHEDULE

No.	Environmental Aspect	Requirement (Classification)	Aspect Mitigation	Delivery Method			Status	Other / Remarks
				Site Installation	Method Statement	Toolbox Talk		
Waste Management (Refer to Waste Management Plan as stated in EP Clause 2.21)								
WM17	Storage of Chemical Waste	Cap 354 sub. leg. C s. 13, 14, 15, 16, 18 & 19; PS 26.18(4)	<p>Chemical waste that is produced, as defined by Schedule 1 of the Waste Disposal (Chemical Waste)(General) Regulation, should be handled in accordance with the Code of Practice on the Packaging, Labeling and Storage of Chemical Wastes as follows:</p> <ul style="list-style-type: none">A suitable area (special container(s) would be proposed to use) for temporary storage of chemical waste shall be provided. The best location for the storage area shall be located close to the source of chemical waste generation.The container used for the storage of chemical waste should be used for chemical waste only and kept clean and dry all the times.The container shall be suitable for the substance they are holding, resistant to corrosion, maintained in a good condition, and securely closed.The container should have a capacity of less than 450 l unless the specifications have been approved by EPD.If the container is not used as the storage, the storage area shall be enclosed on at least three sides by a wall, partition or fence with a height of not less than 2m or the total height in stack, whichever is less.Adequate ventilation shall be allowed by leaving some space between the top of the enclosure walls and ceiling, or provision of louvers on the sides of the enclosure walls.	<div>✓</div> <div>✓</div> <div>✓</div> <div>✓</div> <div>✓</div> <div>✓</div>		<div>✓</div> <div>✓</div> <div>✓</div> <div>✓</div> <div>✓</div> <div>✓</div>		

APPENDIX H – SUMMARY OF ENVIRONMENTAL MITIGATION IMPLEMENTATION SCHEDULE

No.	Environmental Aspect	Requirement (Classification)	Aspect Mitigation	Delivery Method			Status	Other / Remarks
				Site Installation	Method Statement	Toolbox Talk		
Waste Management (Refer to Waste Management Plan as stated in EP Clause 2.21)								
WM17 (contd)	Storage of Chemical Waste	Cap 354 sub. leg. C s. 13, 14, 15, 16, 18 & 19; PS 26.18(4)	<ul style="list-style-type: none">The storage area should have an impermeable floor and bunding of sufficient capacity to accommodate 110% of the volume of the largest container or 20% of the total volume of waste stored in that area, whichever is the greatestThe storage area should be covered to prevent rainfall entering (water collected within the bund must be tested and disposed as chemical waste if necessary)Every chemical waste storage area should display a hazard-warning panel, notice or marking at or near the entrance or opening of the storage area in English and Chinese characters “CHEMICAL WASTE” and “化學廢物” clearly and boldly in red on a white background with a letter/character size of not less than 60mm high.	✓ <				

APPENDIX H – SUMMARY OF ENVIRONMENTAL MITIGATION IMPLEMENTATION SCHEDULE

No.	Environmental Aspect	Requirement (Classification)	Aspect Mitigation	Delivery Method			Status	Other / Remarks
				Site Installation	Method Statement	Toolbox Talk		
Waste Management (Refer to Waste Management Plan as stated in EP Clause 2.21)								
WM22	Generation of general refuse	WMP	General refuse generated on site should be stored in enclosed bins or compaction units separate from construction and chemical wastes. A reputable waste collector should be employed to remove general refuse from the site, separately from construction and chemical wastes, on a daily or every second day basis to minimize odour, pest and litter impacts.	✓		✓	✓	
WM23	Generation of general refuse	Magnitude	General refuse will be generated largely by food service activities on site, so reusable rather than disposable dishware should be used if feasible. Individual collectors often recover aluminum cans from the waste stream if they are segregated or easily accessible, so separate labeled bins for their deposit should be provided wherever feasible.	✓		✓	✓	
Ecology								
EC01	Ozone Emission entry the ambient environment	PS 26.08 (3) (i)	Ozone depleting fire extinguishers shall not be used for temporary firefighting measures and ozone depleting substances shall not be used in carrying out the Works.				✓	Note restriction
EC02	Disturbance the marine ecological sensitive receivers	EP Clause 2.12; PS 26.14(5)	Divert the construction phase discharges from excavation works at Headland to an existing 1000mm diameter storm water pipe outlet at Tai Shue Wan to avoid impacts on coral communities in the marine water around the Nam Long Shan headland.	✓		✓	✓	Drainage Proposal
EC03	Disturbance the marine ecological sensitive receivers	EP Clause 2.15	No marine-based construction works shall be allowed for the Project to conserve the marine ecological resources in the vicinity of the project area.	✓	✓	✓	✓	

APPENDIX H – SUMMARY OF ENVIRONMENTAL MITIGATION IMPLEMENTATION SCHEDULE

No.	Environmental Aspect	Requirement (Classification)	Aspect Mitigation	Delivery Method			Status	Other / Remarks
				Site Installation	Method Statement	Toolbox Talk		
Ecology								
EC04	Disturbance the ecological sensitive receivers	EP Clause 2.17 & PS 26.14 (1)	The site clearance works before bulk excavation to the existing mountain to provide a new platform for the Summit shall commence before or outside the breeding season of Black Kites, i.e. from October to May of the next year.	✓	✓	✓	✓	
EC05	Disturbance the ecological sensitive receivers	PS 26.14 (2)	Design of temporary conveyor belt system and the location of temporary adit portals should be considered to avoid impact to potential nest sites in the tall shrubland habitat at Tai Shue Wan area where possible.	✓	✓	✓	✓	
EC06	Disturbance the ecological sensitive receivers	EP Clause 2.19	No construction works and discharge from the construction site(s) shall be allowed within the existing freshwater ponds at the Tai Shue Wan area and within the enhanced Pond 35 after enhancement works.	✓		✓	✓	
EC07	Disturbance the ecological sensitive receivers	EM&A section 6.2.5	Minimize the impact due to construction on the existing surrounding vegetation by:					
			• Set up of temporary tree nurseries;	✓			✓	
			• Designation of “no-intrusion zones” and to record any trespass, including the damage to the existing vegetation;			✓	✓	
			• Hill fire prevention;			✓	✓	
			• Dust and erosion control for exposed soil; and	✓		✓	✓	
			• Well-planned irrigation networks throughout the establishment period.	✓	✓	✓	✓	

APPENDIX H – SUMMARY OF ENVIRONMENTAL MITIGATION IMPLEMENTATION SCHEDULE

No.	Environmental Aspect	Requirement (Classification)	Aspect Mitigation	Delivery Method			Status	Other / Remarks
				Site Installation	Method Statement	Toolbox Talk		
Ecology								
EC08	Disturbance the ecological sensitive receivers	EM&A section 7.17 & EIA section 5.138	<p>Minimize the impact due to construction on the uncommon plant species by:</p> <ul style="list-style-type: none">Vegetation survey and subsequent transplantation of locally uncommon or restricted species as far as practicable;Trees located within the works areas shall be preserved as far as practicable;Placement of equipment or stockpile in designated works areas and access routes selected on existing disturbed land to minimize disturbance to natural habitats;Construction activities shall be restricted to the works areas that would be clearly demarcated;The work areas shall be reinstated immediately after the completion of works;Landscaping works on newly formed land shall as far as possible make use of native plant species.	<div>✓</div>	<div>✓</div>	<div>✓</div> <div>✓</div> <div>✓</div> <div>✓</div> <div>✓</div>	Uncommon or restricted species including Long Tentacle Orchid, Sword-leaved Orchid, Green-flowered Rattlesnake-Plantain, Cycad-fern, Balloon Flower and Chinese Lily	
Hazard to Life								
HL01	Hazard to life due to blasting activities	EM&A section 11.3 & EIA Section 12.15	The blasting activities shall be inspected and audited at practical intervals to ensure that the assumptions and recommendations from the Quantitative Risk Assessment (QRA) study are implemented.	<div>✓</div>	<div>✓</div>	<div>✓</div>	<div>✓</div>	
HL02			The recommendations from the systematic hazard identification are consistently implemented in accordance with the intent of the hazard to life assessment.	<div>✓</div>	<div>✓</div>	<div>✓</div>	<div>✓</div>	

APPENDIX H – SUMMARY OF ENVIRONMENTAL MITIGATION IMPLEMENTATION SCHEDULE

No.	Environmental Aspect	Requirement (Classification)	Aspect Mitigation	Delivery Method			Status	Other / Remarks
				Site Installation	Method Statement	Toolbox Talk		
Landscape and Visual								
LV01	Visual and Appearance considerations	EM&A Section 6.2.5	Minimize the visual and appearance impact by: 1. careful choice between ‘impermeable’ and ‘permeable’ hoardings. 2. control over the appearance of construction workers, construction plants/ machines. 3. proper screening and careful alignment of the temporary barging point and conveyor system. 4. careful selection of security floodlights to avoid light pollution.	✓ ✓ ✓	 <			

Notes:

- EP denotes the Environmental Permit No. 249/2006 and its subsequent permits.
- EM&A Manual denotes the Contractor specific EM&A Manual.
- WMP denotes the Waste Management Plan.
- EIA denotes the Final EIA Report No. AEIAR-101/2006.
- PS denotes the Particular Specification of the Project.
- ✓ denotes implemented.
- denotes to be implemented.

APPENDIX I – EVENT AND ACTION PLANS

Event/Action Plan for Air Quality Monitoring

Event Action Level	Action			
	CET	Contractor	PMR	IEC
Exceedance for one sample	<ol style="list-style-type: none"> 1. Identify source. 2. Notify IEC, PMR and Contractor. 3. Conduct additional monitoring to investigate the causes. 4. Report the investigation results and if exceedance is due to contractor's construction works to the IEC, PMR and Contractor. 5. Increase monitoring frequency to once per 2 days for 24-hour TSP and daily for 1-hour TSP until exceedance stops if exceedances are considered related to contractor's construction works and report the results to IEC, PMR and Contractor. 	<ol style="list-style-type: none"> 1. Take immediate action to avoid further exceedance and rectify any unacceptable practice. 2. Submit air mitigation proposal to IEC and PMR for agreement if CET indicated that exceedance is related to the construction works. 3. Implement agreed proposal within a time scale agreed with PMR and IEC. 	<ol style="list-style-type: none"> 1. Confirm receipt of notification of failure in writing. 2. Notify Contractor. 3. Require Contractor to submit air mitigation proposal. 4. Ensure remedial measures are properly implemented. 	<ol style="list-style-type: none"> 1. Review monitoring data and investigation report submitted by CET. 2. Review Contractor's air mitigation proposal and advise the PMR accordingly. 3. Supervise and confirm in writing the implementation of remedial measures.
Exceedance for two or more consecutive samples	<ol style="list-style-type: none"> 5. Identify source. 6. Notify EPD, IEC, PMR and Contractor. 7. Conduct additional monitoring to investigate the causes. 8. Report the investigation results and if exceedances are due to contractor's construction works to EPD, IEC, PMR and Contractor within 3 working days after additional monitoring. 9. Increase monitoring frequency to daily for 24-hour TSP and 1-hour TSP if exceedances are considered related to contractor's construction works until exceedance stops, and report the results to EPD, IEC, PMR and Contractor. 10. If exceedances continue after 1-week monitoring events, request PMR to arrange meeting with PMR, IEC and contractor to discuss remedial actions. 	<ol style="list-style-type: none"> 1. Take immediate action to avoid further exceedance and rectify any unacceptable practice. 2. In consultation with the IEC, submit air mitigation proposal to IEC and PMR for agreement within 3 working days of notification if ET indicated that exceedances are related to construction works. 3. Implement agreed proposal within a time scale agreed with PMR and IEC. 4. Amend working methods if appropriate. 	<ol style="list-style-type: none"> 1. Confirm receipt of notification of failure in writing. 2. Notify Contractor. 3. Require Contractor to submit air mitigation proposal. 4. Ensure remedial measures are properly implemented. 	<ol style="list-style-type: none"> 1. Review monitoring data and investigation report submitted by CET. 2. Discuss amongst PMR, CET and Contractor in order to formulate air mitigation proposal. 3. Review Contractor's air mitigation proposal and advise the PMR accordingly. 4. Supervise and confirm in writing the implementation of remedial measures.

APPENDIX I – EVENT AND ACTION PLANS (CONT'D)

Event/Action Plan for Air Quality Monitoring

Event Limit Level	Action			
	CET	Contractor	PMR	IEC
Exceedance for one sample	<ol style="list-style-type: none"> 1. Identify source. 2. Notify EPD, IEC, PMR and Contractor. 3. Conduct additional monitoring to investigate the causes. 4. Report the investigation results and if exceedances are due to contractor's construction works to EPD, IEC, PMR and Contractor within 3 working days after additional monitoring. 5. Increase monitoring frequency to daily if exceedances are considered related to contractor's construction works until exceedance stops, and report the results to EPD, IEC, PMR and Contractor. 	<ol style="list-style-type: none"> 1. Take immediate action to avoid further exceedance and rectify any unacceptable practice 2. In consultation with the IEC, submit air mitigation proposal to IEC and PMR for agreement within 3 working days of notification if CET indicated that exceedances are related to construction works 3. Implement agreed proposal within a time scale agreed with PMR and IEC. 4. Amend working methods if appropriate. 	<ol style="list-style-type: none"> 1. Confirm receipt of notification of failure in writing. 2. Notify Contractor. 3. Require Contractor to submit air mitigation proposal. 4. Ensure remedial measures are properly implemented. 	<ol style="list-style-type: none"> 1. Review monitoring data and investigation report submitted by CET. 2. Discuss amongst PMR, CET and Contractor in order to formulate air mitigation proposal. 3. Review Contractor's air mitigation proposal and advise the PMR accordingly. 4. Supervise and confirm in writing the implementation of remedial measures.
Exceedance for two or more consecutive samples	<ol style="list-style-type: none"> 1. Identify source. 2. Notify EPD, IEC, PMR and Contractor. 3. Conduct additional monitoring to investigate the causes. 4. Report the investigation results and if exceedances are due to contractor's construction works to EPD, IEC, PMR and Contractor within 3 working days after additional monitoring. 5. Increase monitoring frequency to daily if exceedances are considered related to contractor's construction works until exceedance stops, and report the results to EPD, IEC, PMR and Contractor. 6. If exceedances continue after 2 consecutive monitoring events, request PMR to arrange meeting with IEC and contractor to discuss remedial actions. 	<ol style="list-style-type: none"> 1. Take immediate action to avoid further exceedance and rectify any unacceptable practice. 2. In consultation with the IEC, submit air mitigation proposal to IEC and PMR for agreement within 3 working days of notification if CET indicated that exceedances are related to construction works. 3. Implement agreed proposal within a time scale agreed with PMR and IEC. 4. Amend working methods and proposal if appropriate. 5. Stop relevant portion(s) of works as required by PMR, CET and IEC. 	<ol style="list-style-type: none"> 1. Confirm receipt of notification of failure in writing. 2. Notify Contractor. 3. Require Contractor to submit air mitigation proposal. 4. Ensure remedial measures are properly implemented. 5. If exceedances continue arrange meeting with Contractor, IEC and CET and to consider what portion(s) of works should be further mitigated or have to stop. 	<ol style="list-style-type: none"> 1. Review monitoring data and investigation report submitted by CET. 2. Discuss amongst PMR, CET and Contractor in order to formulate air mitigation proposal. 3. Review Contractor's air mitigation proposal and advise the PMR accordingly. 4. Supervise and confirm in writing the implementation of remedial measures.

APPENDIX I – EVENT AND ACTION PLANS (CONT'D)

Event/Action Plan for Regular Construction Noise Monitoring

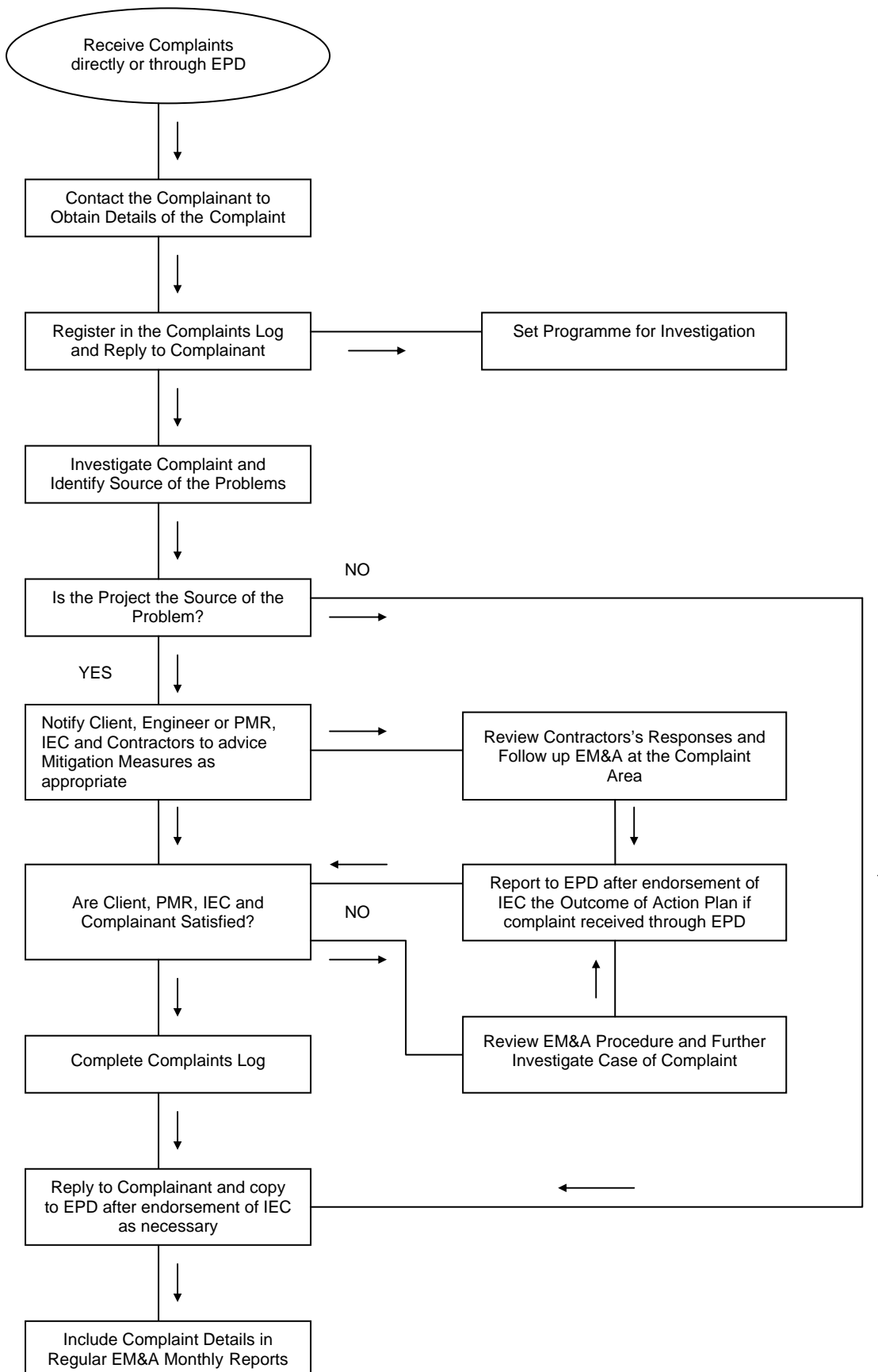
Event	Action			
	CET	Contractor	PMR	IEC
Action Level Exceedance	<ol style="list-style-type: none"> 1. Identify source. 2. Notify IEC, PMR and Contractor. 3. Conduct additional noise monitoring to investigate the causes. 4. Report the investigation results to the IEC, PMR and Contractor. 5. Discuss with Contractor for their formulation of remedial measures if the exceedance is related to construction works. 6. Conduct additional monitoring to check mitigation effectiveness. 	<ol style="list-style-type: none"> 1. Take immediate action to avoid further exceedance. 2. Submit noise mitigation proposals to ET, PMR and IEC. 3. Implement noise mitigation proposals. 	<ol style="list-style-type: none"> 1. Confirm receipt of notification of failure in writing. 2. Notify Contractor. 3. Require Contractor to propose remedial measures for the analysed noise problem. 4. Ensure remedial measures are properly implemented. 	<ol style="list-style-type: none"> 1. Review the analysed results submitted by the CET. 2. Review the proposed remedial measures by the Contractor and advise the PMR accordingly. 3. Supervise and confirm in writing the implementation of remedial measures
Limit Level Exceedance	<ol style="list-style-type: none"> 1. Identify source. 2. Notify EPD, IEC, PMR and Contractor. 3. Conduct additional noise monitoring and analyse Contractor's working procedures to determine possible cause of exceedance. 4. Provide interim report to EPD, IEC and PMR on the causes and proposed actions to be taken for the exceedances if exceedance is related to construction works. 5. Assess effectiveness by additional monitoring and report to EPD, IEC, PMR and Contractor the results. 6. If exceedance stops, cease additional monitoring. 	<ol style="list-style-type: none"> 1. Take immediate action to avoid further exceedance. 2. Submit proposals for remedial actions to CET, PMR and IEC within 3 working days of notification. 3. Implement the agreed proposals. 4. Resubmit proposals if problem still not under control. 5. Stop the relevant portion of works as determined by the PMR until the exceedance is abated. 	<ol style="list-style-type: none"> 1. Confirm receipt of notification of failure in writing. 2. Notify Contractor. 3. Require Contractor to propose remedial measures for the analysed noise problem. 4. Ensure remedial measures are properly implemented. 5. If exceedance continues, consider what portion of the work is responsible and instruct the Contractor to stop that portion of work until the exceedance is abated. 	<ol style="list-style-type: none"> 1. Discuss amongst PMR, CET and Contractor on the potential remedial actions. 2. Review Contractor's remedial actions whenever necessary to assure their effectiveness and advise the PMR accordingly. 3. Supervise and confirm in writing the implementation of remedial measures.

APPENDIX I – EVENT AND ACTION PLANS (CONT'D)

Event/Action Plan for Subtidal Monitoring

Event	CET
Action Level Exceedance	<p>Step 1 - Inform the IEC, ER, Contractor, Project Proponent, EPD, and AFCD and discuss the most appropriate method of reducing sediment in the discharge (e.g. check and increase effectiveness of construction site drainage and sediment and other site run-off removal facilities)</p> <p>Step 2 - Audit the implementation of mitigation measures on site.</p> <p>Step 3 - If non-compliance continues, check and confirm the effectiveness of mitigation measures and repeat monitoring survey measurements.</p>
Limit Level Exceedance	<p>Undertake Steps 1-3.</p> <p>If further exceedance of Limit Level, suspend construction works until an effective solution is identified.</p> <p>Once the solutions have been identified and agreed with all parties, construction works may commence.</p>

APPENDIX J – COMPLAINT FLOW DIAGRAM AND COMPLAINT LOG





COMPLAINT RECORD REGISTER

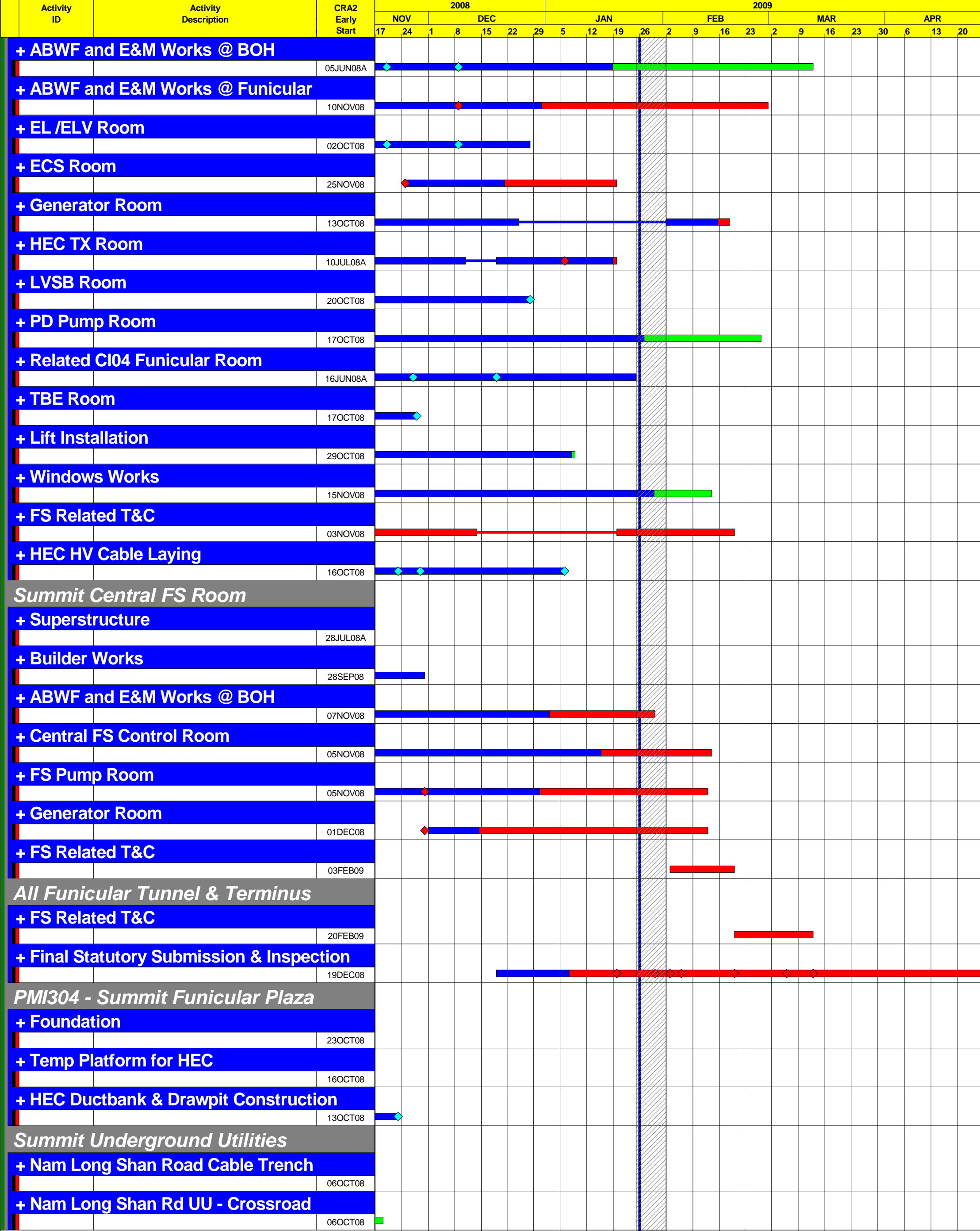
Record ID	Date Received	Type (PMR / EPD / Public / Others, please specify)	Description	Responsible Project	Justified complaint?	Status (Open / Closed)
OPE/DBJV/PROJ/QSE/ECR/001	05-Nov-07	Public thro' EPD	The complainant claimed that dust nuisance was observed at Tai Shue Wan on 03-Nov-07.	CI05	N/A	The inspector of EPD came to the scene on 05-Nov-07 and no significant observation was made, hence the complaint was closed.
OPE/DBJV/PROJ/QSE/ECR/002	09-Jan-08	Public thro' OPC	The complainant claimed that noise nuisance was heard from the Ocean Park construction sites during the restricted hours	CI05	Justified	Under investigation, the noise nuisance was concluded from the soft ground tunnel support work adjacent to GPH. Rock breaking had to be carried out within the tunnel works areas due to safety and emergency in order to prevent the collapse of the ground support structure.
OPE/DBJV/PROJ/QSE/ECR/003						With regards to the complaints, immediate action was taken and summarized as follows: <ul style="list-style-type: none"> The enclosure and the acoustic doors have been built and completed on 21-Jan-08; and Surveillance was stepped up in order to ensure that timely actions could be taken to rectify any complaints.
OPE/DBJV/PROJ/QSE/ECR/004	13-Feb-08	Public thro' EPD	The complainant claimed that noise nuisance was heard from the Ocean Park construction sites during the restricted hours at Tai Shue Wan	CI05	Justified	With regards to the complaints, immediate action was taken and summarized as follows: <ul style="list-style-type: none"> Additional noise control measures, including noise enclosure at the junction of the conveyors at Tai Shue Wan; and Well manage the working sequence in order to minimize the impacts to the vicinity.
OPE/DBJV/PROJ/QSE/ECR/005	12-Mar-08	Public thro' EPD	The resident from Broadview Court claimed that noise nuisance from the night works at Nam Long Shan Road	CI05	Justified	With regards to the complaint, investigation has conducted and the findings and action to be taken were summarized as follows: <ul style="list-style-type: none"> Movable noise panels and the noise shield have been used during the breaking works. The potential cause of the noise nuisance might be the panels were not placed properly and the noise emitted from the gap. The in-charge foreman has been reminded to place the panels properly in order to minimize the noise nuisance to the vicinity.
OPE/DBJV/PROJ/QSE/ECR/006	13-Mar-08	Public thro' EPD	The complainant claimed that noise nuisance from the night works at Nam Long Shan Road	CI05	Justified	Please refer to the findings of Record ID No. OPE/DBJV/PROJ/QSE/ECR/005.
OPE/DBJV/PROJ/QSE/ECR/007	20-Mar-08	Public thro' EPD	The complainant claimed that noise nuisance from the night works at Nam Long Shan Road	CI05	Justified	With regards to the complaint, investigation has conducted and the findings could not made any conclusions. In this context, the in-charge engineer/foreman of each CNP has notified and reminded that all requirements under the CNP should be complied with all the times.
OPE/DBJV/PROJ/QSE/ECR/008	15-Mar-08	Public thro' EPD	The complainant claimed that dust nuisance from the crusher, Nam Long Shan Road	CI05	Justified	With regards to the complaint, action was taken as follows: <ul style="list-style-type: none"> Enhance the water spraying, especially the frequency, in order to minimize the dust nuisance to the vicinity. Besides, the length of dust screen was extended to increase the coverage area of stockpile to minimize the dust nuisance due to strong wind.
OPE/DBJV/PROJ/QSE/ECR/009	19-Mar-08	Public thro' EPD	The complainant claimed that noise from the temporary steel plates over trenches at Nam Long Shan Road	CI05	Justified	With regards to the complaint, immediate action was taken and summarized as follows: <ul style="list-style-type: none"> Inform the in-charge foreman to provide sufficient sandbags or rubber pad before placing the temporary steel plates back to cover the trench.
OPE/DBJV/PROJ/QSE/ECR/010	25-Mar-08	Public thro' EPD	Police Training School claimed that dust nuisance from CI12C to the school	CI05	Justified	With regards to the complaint, immediate action was taken and summarized as follows: <ul style="list-style-type: none"> Inform the in-charge foreman to increase the frequency of water spraying of the exposed areas.


COMPLAINT RECORD REGISTER

Record ID	Date Received	Type (PMR / EPD / Public / Others, please specify)	Description	Responsible Project	Justified complaint?	Status (Open / Closed)
OPE/DBJV/PROJ/QSE/ECR/011	23-May-08	Public thro' EPD	The complainant claimed that noise from the temporary steel plates over trenches at Nam Long Shan Road.	CI05	Justified	With regards to the complaint, immediate action was taken and summarized as follows: <ul style="list-style-type: none"> Inform the in-charge foreman to ensure that the temporary steel plates should be placed tight without loose and gap before leaving. Inform the heavy vehicle drivers try to not step on the metal plate when driving thro' the metal plates and reduce the speed.
OPE/DBJV/PROJ/QSE/ECR/012	18-Jul-08	Public thro' EPD	The complainant concerning the export of excavated materials originated from Ocean Park to the Mainland China.	CI05	Justified	With regards to the complaint, relevant documents have been provided to EPD to justify the procedures of import and export of excavated materials are fully followed.
OPE/DBJV/PROJ/QSE/ECR/013	05-Aug-08	Public thro' DSD and EPD	The complainant mentioned that there was muddy water at the Wong Chuk Hang Nullah (opposite to Aberdeen Sport Ground).	N/A	Not justified	With regards to the complaint, a joint site inspection has been conducted with DSD, EPD, SDC, PMR, DBJV and WH. Conclusion has been made that DBJV was responsible to clean the portion of nullah near the construction sites and the cleaning works has completed in the following week after the inspection.
OPE/DBJV/PROJ/QSE/ECR/014	02-Sep-08	Public thro' EPD	The complainant claimed that dust nuisance from the barging point at Tai Shue Wan.	CI05	Not justified	With regards to the complaint, a joint site inspection has been conducted with EPD, PMR and DBJV. Conclusion has been made that it was suspected that the complainant saw the misty vapour and claimed as dust since the water spray in misty form has been in use during the operation all the times.
OPE/DBJV/PROJ/QSE/ECR/015	30-Sep-08	Public thro' EPD	The complainant claimed that noise from the temporary steel plates over trenches and the smell of bitumen during the road paving at Nam Long Shan Road.	CI05	Justified	With regards to the complaint, EPD visited our site on 30-Sep-08 and made some advice as follows: <ul style="list-style-type: none"> Strengthen the cushion media underneath the steel plate. Further remind all DBJV vehicles to reduce the speed during passing on the steel plate. Give advance notice to the tenants when there is a bitumen paving.
OPE/DBJV/PROJ/QSE/ECR/016	14-Nov-08	Public thro' EPD	The complainant claimed that noise nuisance from the pipe repair works adjacent to South Wave Court on 10-Nov-08.	CI05	Not justified	The unavoidable noise nuisance was came from the repair works which undertaken by WSD due to emergency. As the water could not suspended due to the pipe leakage incident around 18:30.
OPE/DBJV/PROJ/QSE/ECR/016	19-Nov-08	Public thro' EPD	The complainant claimed that noise nuisance from the activities at Nam Long Shan Road.	CI05	Justified	With regards to the complaint, relevant information has been provided to EPD to justify the case with the complainant.

APPENDIX K – CONSTRUCTION PROGRAMME

		<table><tr><td>17</td><td>24</td><td>1</td><td>8</td><td>15</td><td>22</td><td>29</td><td>5</td><td>12</td><td>19</td><td>26</td><td>2</td><td>9</td><td>16</td><td>23</td><td>2</td><td>9</td><td>16</td><td>23</td><td>30</td><td>6</td><td>13</td><td>20</td></tr><tr><td colspan="2">NOV</td><td colspan="5">DEC</td><td colspan="5">JAN</td><td colspan="3">FEB</td><td colspan="4">MAR</td><td colspan="3">APR</td></tr><tr><td colspan="7">2008</td><td colspan="15">2009</td></tr></table>																						17	24	1	8	15	22	29	5	12	19	26	2	9	16	23	2	9	16	23	30	6	13	20	NOV		DEC					JAN					FEB			MAR				APR			2008							2009														
17	24	1	8	15	22	29	5	12	19	26	2	9	16	23	2	9	16	23	30	6	13	20																																																																				
NOV		DEC					JAN					FEB			MAR				APR																																																																							
2008							2009																																																																																			
Start Date	02OCT06	 Dragages-Bouygues JV 寶嘉-布依格聯營	9904	Sheet 1 of 3		<table><tr><th>Date</th><th>Revision</th><th>Checked</th><th>Approved</th></tr><tr><td>26JUL08</td><td>Draft</td><td>WY</td><td></td></tr><tr><td>26AUG0</td><td>Final Draft</td><td>WY</td><td></td></tr><tr><td>02SEP0</td><td>Construction method cha</td><td>WY</td><td></td></tr><tr><td>06OCT0</td><td>Draft Finalize</td><td>WY</td><td></td></tr><tr><td></td><td></td><td></td><td></td></tr><tr><td></td><td></td><td></td><td></td></tr></table>	Date	Revision	Checked	Approved	26JUL08	Draft	WY		26AUG0	Final Draft	WY		02SEP0	Construction method cha	WY		06OCT0	Draft Finalize	WY																																																																	
Date	Revision					Checked	Approved																																																																																			
26JUL08	Draft					WY																																																																																				
26AUG0	Final Draft					WY																																																																																				
02SEP0	Construction method cha	WY																																																																																								
06OCT0	Draft Finalize	WY																																																																																								
Finish Date	21AUG09																																																																																									
Data Date	26JAN09																																																																																									
Run Date	02FEB09 11:49																																																																																									
?Primavera Systems, Inc.																																																																																										





APPENDIX L – CONTACTS OF KEY ENVIRONMENTAL PERSONNEL

Company	Contact Person	Position	Telephone No.
Ocean Park Corporation	Arthur WONG	Project Manager	2910 3106
Maunsell Consultants Asia Ltd	Ernest TORBET	Project Manager Representative (PMR)	2871 5888
	KC CHAN	RSS (Safety & Environment)	2910 3155
Dragages-Bouygues J.V.	YT SO	Project QSE Manager	2555 4110
	Schroeder TAM	Project QSE Officer (Env.)	2555 4113
Mott MacDonald Hong Kong Ltd	Dr. Anne KERR	Independent Environmental Checker	2828 5757
ETS-Testconsult Limited	CL LAU	Environmental. Monitoring Team Supervisor	2695 8318

Part 3 CW-02 EM&A REPORTS (January 2009)

W. Hing Construction Co., Ltd


Contract No. CW02

**Ocean Park Redevelopment Project
- Astounding Asia**

**Monthly EM&A Report
(Version 1.0)**

January 2009

Certified By


(Environmental Team Leader)

REMARKS:

The information supplied and contained within this report is, to the best of our knowledge, correct at the time of printing.

CINOTECH accepts no responsibility for changes made to this report by third parties.

CINOTECH CONSULTANTS LTD

Room 1710, Technology Park,
18 On Lai Street,
Shatin, NT, Hong Kong

Tel: (852) 2151 2083 Fax: (852) 3107 1388

Email: info@cinotech.com.hk

TABLE OF CONTENTS

	Page
EXECUTIVE SUMMARY	1
1. INTRODUCTION.....	3
Background	3
Project Organizations	4
Construction Programme.....	5
Summary of EM&A Requirements	5
2. ENVIRONMENTAL AUDIT.....	6
Environmental Site Audits	6
Status of Environmental Licensing and Permitting.....	7
Status of Waste Management.....	7
Implementation Status of Environmental Mitigation Measures.....	7
Summary of Exceedances.....	8
Implementation Status of Event Action Plans.....	8
Summary of Complaints and Prosecutions	8
3. FUTURE KEY ISSUES.....	8
Key Issues for the Coming Month.....	8
Construction Program for the Next Month	8
4. CONCLUSIONS AND RECOMMENDATIONS	8
Conclusions	8
Recommendations	9

LIST OF FIGURE

Figure 1.1 Site Layout Plan

LIST OF APPENDICES

A	Site Audit Summary
B	Summary of Waste Generated
C	Environmental Mitigation Implementation Schedule (EMIS)
D	Event Action Plans
E	Tentative Works Programme

LIST OF TABLES

Table I	Summary Table for Events Recorded in the Reporting Month
Table 1.1	Key Project Contacts
Table 2.1	Observations and Recommendations of Site Audits
Table 2.2	Summary of Environmental Licensing and Permit Status

EXECUTIVE SUMMARY

Introduction

This is the 18th monthly Environmental Monitoring and Audit (EM&A) Report prepared by Cinotech Consultants Limited (Cinotech) for the Contract No. CW02 “Ocean Park Redevelopment Project – Astounding Asia” (hereinafter called “the Project”). The Project was commenced on 1st August 2007. This document reports the findings of the environmental auditing works conducted in January 2009.

The major site activities undertaken in the reporting month included:

- Finishing works, E&M works and fitting out work at Astounding Asia Restaurant;
- ETFE Roofing Installation, builder's & finishing works, E&M works, fitting out works and structure works for artificial rockworks at the New Panda Habitat;
- R.C. works for footing and excavation work for footing at Bird Theatre; and
- External drainage, services pipelines and ducting works and road formation & structural paving.

Environmental Monitoring and Audit Works

Environmental monitoring and audit works for the Project was performed as stipulated in the updated EM&A Manual. Site audits were conducted once per week. Environmental site audits were conducted on 6th, 13th, 23rd and 30th January 2009. No non-compliance was observed during the site audits.

The implementation of the environmental mitigation measures, Event Action Plans and environmental complaint handling procedures were also checked.

No notification of exceedance was received from the Project Environmental Team Leader (ETL) in the reporting month. Summary of the events and action taken in the reporting month is tabulated in **Table I**.

Table I Summary Table for Events Recorded in the Reporting Month

Parameter	No. of Events		No. of Events Due to the Project	Action Taken
	Action Level	Limit Level		
1-hr TSP	0	0	0	N/A
24-hr TSP	0	0	0	N/A
Noise	0	0	0	N/A

Environmental Licenses and Permits

Licenses/Permits granted to the Project include the Environmental Permit (EP) for the Redevelopment Project, Registration of Waste Producer, Water Discharge License and one Construction Noise Permit (CNP). No new CNP was issued to the Project by EPD in the reporting month.

A notification pursuant to Section 3(1) of the Air Pollution Control (Construction Dust) Regulation was received prior the commencement of the Project.

Complaints and Prosecutions

No environmental complaint and prosecution was received in the reporting month.

Future Key Issues

Key issues to be considered in the coming month include:

- Finishing works , E&M and fitting out works at Astounding Asia Restaurant;
- ETFE Roofing installing, builder 's and finishing works, E&M works, fitting out work and structural work for artificial rockwork at the New Panda Habitat;
- Excavation works and RC work for footing and superstructure and underground drainage work at New Bird Theatre; and
- External drainage, services pipelines and ducting works and road formation & structural paving.

1. INTRODUCTION

Background

- 1.1 The “Repositioning and Long Term Operation Plan of Ocean Park” has been implementing by the Ocean Park Corporation at its existing site of Ocean Park and Nam Long Shan, Aberdeen. The purpose of this project is to upgrade and expand the existing Ocean Park to meet anticipated visitor demands and to position Ocean Park as a premium tourist attraction and a regional leader in themed recreational and educational park experience. The site layout plan is illustrated in Figure 1.1.
- 1.2 An environmental impact assessment (EIA) report for “Repositioning and Long Term Operation Plan of Ocean Park” (Report No. 121/2006 and Register No. AEIAR-101/2006) has been prepared in 2006 and the Environmental Monitoring and Audit Manual (Project’s EM&A Manual) was also included as part of the EIA report in the register. An Environmental Permit (EP) No. EP-249/2006 was issued on 28 July 2006 for the above project to Ocean Park Corporation as Permit Holder and a varied EP No. EP-249/2006/A was subsequently issued on 23 October 2006 for the above project to Ocean Park Corporation as Permit Holder.
- 1.3 W. Hing Construction Co., Ltd. (the Contractor) was commissioned by the Employer to undertake the design and construction of the Contract No. CW02 “Ocean Park Redevelopment Project – Astounding Asia” (hereinafter call “the Project”).
- 1.4 The Project includes design and construction of:
 - (a) ETFE roof membrane system including the membrane, mullion, supporting frame, fixing to main structure, openings and all associated elements
 - (b) Aviary netting including mesh and supporting wire and fixing to main structures
 - (c) Artificial Rockwork including concrete foundations, internal structural supporting systems and fixing details
 - (d) All GRC works
 - (e) Skylight at back of house of Panda Habitat
 - (f) Nest box of Red Panda
 - (g) E&M supporting structures
 - (h) Balustrade
 - (i) Mural
 - (j) Exhibit glazing at the alligator, panda mountain viewing shelter, otter viewing, and goldfish exhibit
 - (k) Bamboo Rail including foundation
 - (l) Bamboo and Reed Barriers including foundation
 - (m) Planter Wall
 - (n) Fog system within Panda Habitat
 - (o) Glass Guard Rails
 - (p) Snow Production System
 - (q) Chilled rock system
 - (r) Fire Services
 - (s) “Rock Delta” Stone Wool Intensive Medium for the rice paddy wall
 - (t) Woven willow cladding for fence wall/gate
 - (u) Foundation for shelter support pole for panda mountain viewing shelter

(v) Kid's climbing tree & giant panda climbing structure

- 1.5 Cinotech Consultants Ltd. (Cinotech) was commissioned by the Contractor to undertake the Environmental Team (ET) services for the Project. This is the 18th monthly EM&A Report summarizing the EM&A works for the Project in January 2009.

Project Organizations

- 1.6 Different parties with different levels of involvement in the project organization include:
- The Engineer and Project Environmental Team Leader (ETL) – Maunsell Consultants Asia Ltd.
 - Contractor – W. Hing Construction Co. Ltd.
 - Contractor Environmental Team (CET) – Cinotech Consultants Ltd.
 - Independent Environmental Checker (IEC) – Mott MacDonald HK Ltd.
- 1.7 The responsibilities of respective parties are provided in Section the Contractor's EM&A Manual of the Project.
- 1.8 The key contacts of the Project are shown in **Table 1.1**.

Table 1.1 Key Project Contacts

Party	Name	Role	Phone No.	Fax No.
Project ET	Mr. Benny Chan	Safety Manager	2910 3155	2552 1256
	Mr. Andy Leung	Assistant Inspector of Works	2910 3156	
Contractor	Mr. Billy Lee	Project Manager	6193 4096	8343 9188
	Mr. Eddie Chiu	Environmental & Safety Manager	6105 4075	
Contractor's ET	Dr. Priscilla Choy	Contractor's Environmental Team Leader (CETL)	2151 2089	3107 1388
	Mr. Ian Ip	ET Coordinator & Audit Team Leader	2151 2095	
	Mr. Henry Leung	Monitoring Team Leader	9779 7340	
IEC	Miss Florence Yuen	Independent Environmental Checker (IEC) Representative	2828 5757	28271823

Construction Programme

1.9 The site activities undertaken in the reporting month were:

- Finishing works, E&M works and fitting out work at Astounding Asia Restaurant;
- ETFE Roofing Installation, builder's & finishing works, E&M works, fitting out works and structure works for artificial rockworks at the New Panda Habitat;
- R.C. works for footing and excavation work for footing at Bird Theatre; and
- External drainage, services pipelines and ducting works and road formation & structural paving.

Summary of EM&A Requirements

1.10 The EM&A programme requires construction phase environmental site audit. The duties and responsibilities comprise the following:

- monitor various environmental parameters, if necessary, as specified in the Contractor's EM&A Manual;
- analyze the environmental monitoring and audit data;
- review the EM&A programme to confirm the adequacy of mitigation measures implemented and the validity of the EIA predictions and to identify and adverse environmental impacts arising;
- carry out site inspection to investigate and audit the Contractor's site practice, equipment and work methodologies with respect to pollution control and environmental mitigation, and effect proactive action to pre-empt problems;
- audit and prepare EM&A reports on the site environmental conditions;
- report the environmental audit results to the Contractor;
- recommend appropriate mitigation measures to the Contractor in case of exceedance of Action and Limit Levels in accordance with the Event and Action Plans; and
- adhere to the procedures for carrying out complaint investigation in accordance with Sections 7.11 to 7.14 of the Contractor's EM&A Manual.

1.11 This report presents the environmental monitoring and audit works for the Project in January 2009.

2. ENVIRONMENTAL AUDIT

Environmental Site Audits

- 2.1 Environmental site audits were carried out on weekly basis to monitor the timely implementation of proper environmental management practices and mitigation measures in the Project site.
- 2.2 Site audits for the Project in the reporting month were conducted on 6th, 13th, 23rd and 30th January 2009. No non-compliance was observed during the site audits. The summaries of site audits are attached in **Appendix A**.
- 2.3 During site inspections in the reporting month, no non-conformance was identified. The observations and recommendations are summarized in **Table 2.1**.

Table 2.1 Observations and Recommendations of Site Audits

Parameters	Date	Observations / Recommendations	Remediation/ Follow up
Air Quality	06/01/09	Stockpile was still accumulated at the Bird Theatre. Contractor was reminded to clear the stockpile as soon as possible.	This item was rectified at 23/01/09
	13/01/09	Stockpile was still accumulated at the New Bird Theatre. Contractor was reminded to clear the stockpile as soon as possible.	This item was rectified at 23/01/09
	13/01/09	The main access was dry. Contractor was reminded to provide with water spray.	This item was rectified at 23/01/09
	23/01/09	Stockpile was accumulated at the New Panda Habitat. Contractor was reminded to clear the stockpile or cover it with tarpaulin.	This item is still outstanding so follow up is needed at the next audit session
	30/01/09	Stockpile was still accumulated at the New Panda Habitat. Contractor was reminded to cover it with tarpaulin.	This item is still outstanding so follow up is needed at the next audit session
Waste/ Chemical Management	06/01/09	Construction wastes and general refuse were still accumulated at New Panda Habitat and New Bird House. Contractor was reminded to dispose them regularly.	This item was rectified at 30/01/09
	13/01/09	Construction wastes were still accumulated at New Panda Habitat and New Bird House. Contractor was reminded to dispose them regularly.	This item was rectified at 30/01/09
	13/01/09	Oil drums were not provided with drip trays. Contractor was reminded to provide all the oil drums with drip tray to prevent land contamination.	This item was rectified at 23/01/09
	23/01/09	Construction wastes and general refuses were accumulated at New Generator Room. Contractor was reminded to dispose them regularly.	This item was rectified at 30/01/09
Water Quality	13/01/09	General refuse was accumulated at the U-channel at New Panda Habitat. Contractor was reminded to clear any blockage at the U-channel.	This item was rectified at 23/01/09

Parameters	Date	Observations / Recommendations	Remediation/ Follow up
Other	13/01/09	Retained trees were not provided with fencing. Contractor should store the construction material at designated storage area.	This item was rectified at 23/01/09

Status of Environmental Licensing and Permitting

- 2.4 All valid permits/licenses obtained for the Project are summarized in **Table 2.2**. Total of One new CNP was issued to the Project in the reporting month.

Table 2.2 Summary of Environmental Licensing and Permit Status

Permit No.	Valid Period		Details	Status
	From	To		
Environmental Permit				
EP-249/2006/A	23/10/2006	N/A	Expansion of the existing Ocean Park and reconstruction / modification of its existing facilities.	Valid
Registration of Chemical Waste Producer				
WPN2513-199-W2894-18	20/08/2007	N/A	Waste Disposal (Chemical Waste) (General) Regulation -- Registration of Waste Producer	Valid
Construction Noise Permit				
GW-RS0619-08	02/09/2008	01/03/2009	Construction Noise Permit for Ocean Park, Wong Chuk Hang, Hong Kong	Valid
Water Discharge License				
EP820/W9/XW240	12/10/2007	31/10/2012	Discharge of industrial trade effluent arising from the Sedimentation tank at the construction site (CW02 Astounding Asia, Ocean Park Redevelopment Project) to communal storm water drain.	Valid
Others				
001022180	N/A	N/A	Notification Pursuant to Section 3(1) of the Air Pollution Control (Construction Dust) Regulation	Valid
7005864	N/A	N/A	Construction Waste Disposal Billing Account with EPD	Valid

Status of Waste Management

- 2.5 The amount of waste generated by the construction activities of the Project in the reporting month is attached in **Appendix B**.

Implementation Status of Environmental Mitigation Measures

- 2.6 According to the Environmental Permit and the Contractor's EM&A Manual, the mitigation measures detailed in the documents are required to be implemented. An updated summary of the EMIS is provided in **Appendix C**.

Summary of Exceedances

- 2.7 No Action/Limit Level exceedance was reported in the reporting month.

Implementation Status of Event Action Plans

- 2.8 The Event Action Plans for air quality and construction noise are presented in **Appendix D**.

Summary of Complaints and Prosecutions

- 2.9 No environmental complaint and prosecution related to the Project works was received during the reporting month.

3. FUTURE KEY ISSUES

Key Issues for the Coming Month

- 3.1 Key issues to be considered in the coming month include:
- Dust generation from excavation, slopes, stockpiles and underground drainage works;
 - Noise generated from operation equipment and machinery on-site;
 - Storage of chemicals/fuel and chemical waste/waste oil on site;
 - Sorting of C&D materials at source;
 - Ensure proper collection and disposal of rubbish generated on site; and
 - Larviciding against mosquito breeding in stagnant water should be carried out at least on a weekly basis;

Construction Program for the Next Month

- 3.2 The tentative construction program for the Project is provided in **Appendix E**.

4. CONCLUSIONS AND RECOMMENDATIONS

Conclusions

- 4.1 Four environmental site audits were performed in January 2009. No non-compliance was observed during the site audits.
- 4.2 No exceedance of environmental monitoring was reported in the reporting month.
- 4.3 No environmental complaint and prosecution related to the project was received in the reporting month.

Recommendations

- 4.4 According to the environmental audits performed in the reporting month, the following recommendations are recommended:

Dust Impact

- To ensure water spray is applied for the dust emissive works, such as breaking, loading and unloading of soil materials
- To implement dust suppression measures on haul road, stockpiles and dry surfaces.

Noise Impact

- To space out noisy equipment and position as far away as possible from sensitive receivers.
- To review the works sequence of site activities so as to reduce the number of noisy equipment in concurrent operation.
- To provide temporary noise barriers for noisy activities, such as breaking works and drilling works.
- To employ quiet powered mechanical equipment if possible.
- To ensure compliance of CNP conditions during restricted-hour works.

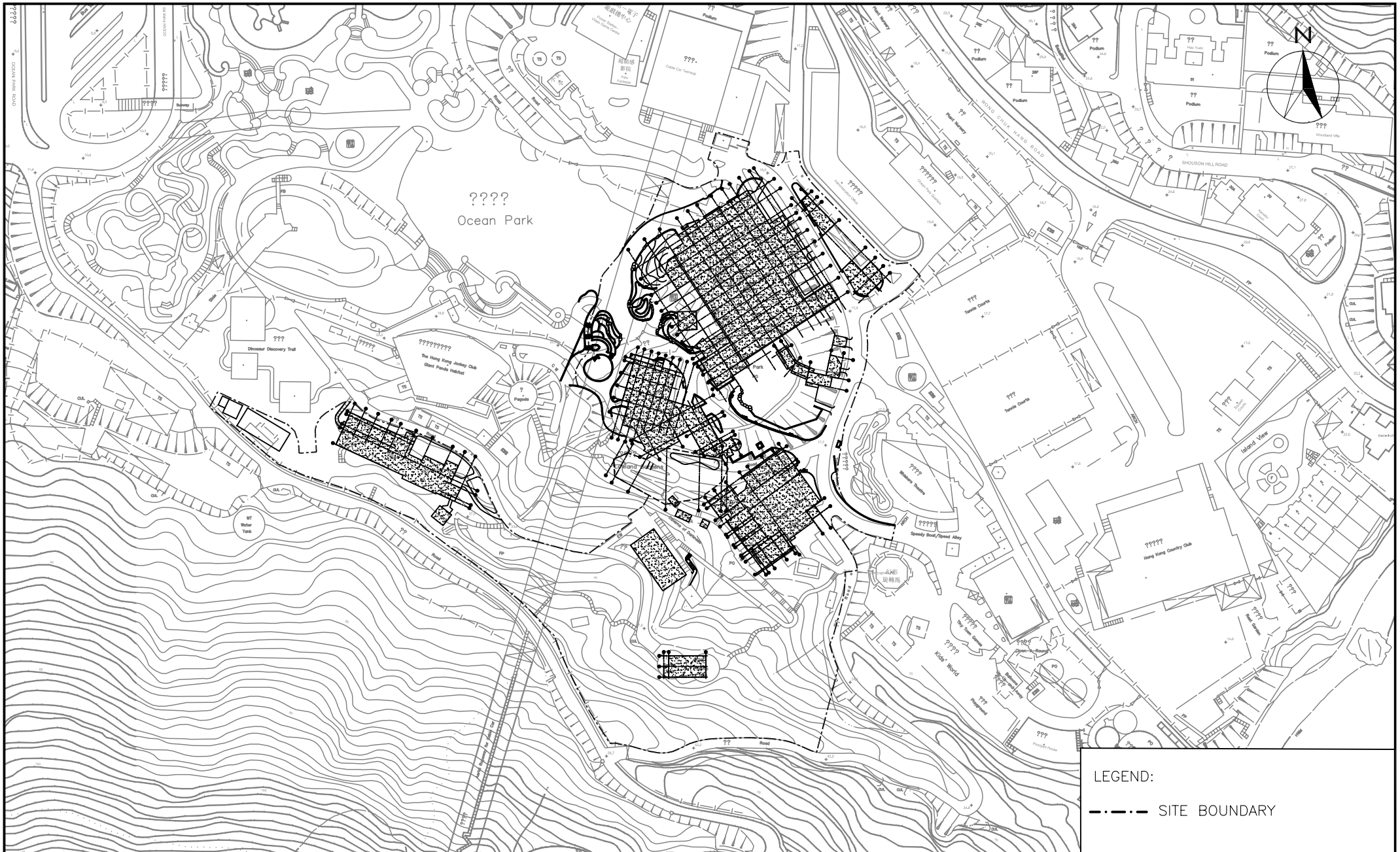
Water Quality Impact

- To identify any wastewater discharges from site.
- To regularly maintain the condition of u-channel, catch pits and wheel washing facilities on site.
- To regularly maintain the sediment control measures after rainstorms.
- To avoid water from accumulation on site and carry out larviciding against mosquito breeding for stagnant water when mosquito larvae are observed.
- To avoid any blockage of the outlet and the operation of sedimentation tank.

Waste/Chemical Management

- To check for any accumulation of waste materials or refuse on site.
- To avoid any discharge of oil directly from the site.
- To avoid improper handling or storage of oil drums on site.
- To dispose the waste regularly and properly.

FIGURE





APPENDIX A
SITE AUDIT SUMMARY

Ocean Park Master Redevelopment Project***Contract No. CW02 – Astounding Asia*****Weekly Site Inspection Record Summary****Inspection Information**

Checklist Reference Number	90106
Date	6 January 2009 (Tuesday)
Time	10:15-11:30

Ref. No.	Non-Compliance	Related Item No.
-	None identified	-

Ref. No.	Remarks/Observations	Related Item No.
90106 – 02	A. Water Quality <ul style="list-style-type: none">No environmental deficiency was identified during the site inspection. B. Air Quality <ul style="list-style-type: none">Stockpile was still accumulated at the Bird Theatre. Contractor was reminded to clear the stockpile as soon as possible. C. Noise <ul style="list-style-type: none">No environmental deficiency was identified during the site inspection.	3.3
90106 – 01	D. Waste / Chemical Management <ul style="list-style-type: none">Construction wastes and general refuse were still accumulated at New Panda Habitat and New Bird House. Contractor was reminded to dispose them regularly. E. Permit / Licenses <ul style="list-style-type: none">No environmental deficiency was identified during the site inspection. F. Others <ul style="list-style-type: none">Follow-up on previous audit (Ref. No.:81230). All Items were not rectified in this site inspection. Follow-up action is needed for the outstanding items.	5.1.3



	Name	Signature	Date
Recorded by	Ian Ip		6 January 2009
Checked by	Dr. Priscilla Choy		7 January 2009

Ocean Park Master Redevelopment Project**Contract No. CW02 – Astounding Asia****Weekly Site Inspection Record Summary****Inspection Information**

Checklist Reference Number	90113
Date	13 January 2009 (Tuesday)
Time	10:00-11:15

Ref. No.	Non-Compliance	Related Item No.
-	None identified	-

Ref. No.	Remarks/Observations	Related Item No.
90113 – 05	A. Water Quality <ul style="list-style-type: none">General refuse was accumulated at the U-channel at New Panda Habitat. Contractor was reminded to clear any blockage at the U-channel.	2.17
90113 – 02	B. Air Quality <ul style="list-style-type: none">Stockpile was still accumulated at the New Bird Theatre. Contractor was reminded to clear the stockpile as soon as possible.	3.3
90113 – 04	<ul style="list-style-type: none">The main access was dry. Contractor was reminded to provide with water spray.	3.2
	C. Noise <ul style="list-style-type: none">No environmental deficiency was identified during the site inspection.	
	D. Waste / Chemical Management	
90113 – 01	<ul style="list-style-type: none">Construction wastes were still accumulated at New Panda Habitat and New Bird House. Contractor was reminded to dispose them regularly.	5.1.3
90113 – 03	<ul style="list-style-type: none">Oil drums were not provided with drip trays. Contractor was reminded to provide all the oil drums with drip tray to prevent land contamination.	5.3.4
	E. Permit / Licenses <ul style="list-style-type: none">No environmental deficiency was identified during the site inspection.	
90113 – 06	F. Others <ul style="list-style-type: none">Retained trees were not provided with fencing. Contractor should store the construction material at designated storage area.Follow-up on previous audit (Ref. No.:90106). All Items were not rectified in this site inspection. Follow-up action is needed for the outstanding items.	6.1



	Name	Signature	Date
Recorded by	Ian Ip		13 January 2009
Checked by	Dr. Priscilla Choy		13 January 2009

Ocean Park Master Redevelopment Project**Contract No. CW02 – Astounding Asia****Weekly Site Inspection Record Summary****Inspection Information**

Checklist Reference Number	90123
Date	23 January 2009 (Friday)
Time	14:00-14:45

Ref. No.	Non-Compliance	Related Item No.
-	None identified	-

Ref. No.	Remarks/Observations	Related Item No.
90123 – 02	<i>A. Water Quality</i> <ul style="list-style-type: none">No environmental deficiency was identified during the site inspection. <i>B. Air Quality</i> <ul style="list-style-type: none">Stockpile was accumulated at the New Panda Habitat. Contractor was reminded to clear the stockpile or cover it with tarpaulin. <i>C. Noise</i> <ul style="list-style-type: none">No environmental deficiency was identified during the site inspection.	3.3
90123 – 01	<i>D. Waste / Chemical Management</i> <ul style="list-style-type: none">Construction wastes and general refuses were accumulated at New Generator Room. Contractor was reminded to dispose them regularly. <i>E. Permit / Licenses</i> <ul style="list-style-type: none">No environmental deficiency was identified during the site inspection. <i>F. Others</i> <ul style="list-style-type: none">Follow-up on previous audit (Ref. No.:90113). All Items were rectified.	5.1.3

	Name	Signature	Date
Recorded by	Ian Ip		23 January 2009
Checked by	Dr. Priscilla Choy		23 January 2009

Ocean Park Master Redevelopment Project
Contract No. CW02 – Astounding Asia



Weekly Site Inspection Record Summary

Inspection Information

Checklist Reference Number	90130
Date	30 January 2009 (Friday)
Time	10:00-10:45

Ref. No.	Non-Compliance	Related Item No.
-	None identified	-

Ref. No.	Remarks/Observations	Related Item No.
90130 – 01	<p><i>A. Water Quality</i></p> <ul style="list-style-type: none"> No environmental deficiency was identified during the site inspection. <p><i>B. Air Quality</i></p> <ul style="list-style-type: none"> Stockpile was still accumulated at the New Panda Habitat. Contractor was reminded to cover it with tarpaulin. <p><i>C. Noise</i></p> <ul style="list-style-type: none"> No environmental deficiency was identified during the site inspection. <p><i>D. Waste / Chemical Management</i></p> <ul style="list-style-type: none"> No environmental deficiency was identified during the site inspection. <p><i>E. Permit / Licenses</i></p> <ul style="list-style-type: none"> No environmental deficiency was identified during the site inspection. <p><i>F. Others</i></p> <p>Follow-up on previous audit (Ref. No.:90123). Item 90123-02 was not rectified in this site inspection. Follow-up action is needed for the outstanding items.</p>	3.3

	Name	Signature	Date
Recorded by	Ian Ip		30 January 2009
Checked by	Dr. Priscilla Choy		2 February 2009

**APPENDIX B
SUMMARY OF AMOUNT OF WASTE
GENERATED**

Appendix B

Name of Department: W. Hing Construction Co., Ltd

Contract No.: CW-02

Monthly Summary Waste Flow Table For January 2009

Month	Actual Quantities of Inert C&D Materials Generated		Non-inert C&D Waste disposed to Tseung Kwan O Sorting Facility	Non-inert C&D Waste disposed to SENT Landfill	Chemical Waste disposed to Chemical Waste Treatment Facility at Tsing Yi	Recycle Metals	Packaging (e.g. Plastic, paper wrapping etc.) and other general refuse
	Disposed to Public filling area at Tseung Kwan O	Disposed to Public Barging area at Quarry Bay / Chai Wan *					
	(in tonnes)	(in tonnes)	(in tonnes)	(in tonnes)	(in litres)	(in tonnes)	(in tonnes)
Sep-07	100.49	28.75	8.61	1.94	N/A	N/A	N/A
Oct-07	16.42	19.61	8.47	16.06	N/A	N/A	N/A
Nov-07	N/A	95.29	N/A	4.95	N/A	N/A	N/A
Dec-07	N/A	15.63	10.68	3.83	N/A	N/A	N/A
Jan-08	N/A	158.91	13.18	16.37	N/A	N/A	N/A
Feb-08	N/A	708.19	4.58	15.01	N/A	N/A	N/A
Sub-total	116.91	1026.38	45.52	58.16	0.00	0.00	0.00
Mar-08	N/A	857.78	25.17	36.22	N/A	N/A	N/A
Apr-08	N/A	1,309.35	N/A	52.10	N/A	N/A	N/A
May-08	N/A	334.03	11.44	40.86	N/A	N/A	N/A
Jun-08	N/A	528.74	18.19	9.15	N/A	N/A	N/A
Jul-08	9.87	832.48	24.00	26.89	N/A	N/A	N/A
Aug-08	37.88	1682.03	60.62	76.08	N/A	N/A	N/A
Sep-08	N/A	101.29	40.47	58.92	N/A	N/A	N/A
Oct-08	N/A	2230.36	18.22	98.98	N/A	N/A	N/A
Nov-08	N/A	732.82	20.61	91.11	N/A	N/A	N/A
Dec-08	54.24	7.62	11.78	92.82	N/A	N/A	N/A
Jan-09	N/A	1740.11	18.06	96.48	N/A	N/A	N/A
Feb-09							
Total	218.90	11382.99	294.08	737.77	0.00	0.00	0.00

**APPENDIX C
ENVIRONMENTAL MITIGATION
IMPLEMENTATION SCHEDULE**

Appendix C - Summary of Environmental Mitigation Implementation Schedule

Types of Impacts	Mitigation Measures	Status
Construction Dust	<ul style="list-style-type: none"> Use of regular watering, with complete coverage, to reduce dust emissions from exposed site surfaces and unpaved roads, particularly during dry weather. 	*
	<ul style="list-style-type: none"> Use of frequent watering for particularly dusty construction areas, temporary stockpiles and areas close to ASRs. 	*
	<ul style="list-style-type: none"> Side enclosure and covering of any aggregate or dusty material storage piles to reduce emissions. Where this is not practicable owing to frequent usage, watering shall be applied to aggregate fines. 	N/A
	<ul style="list-style-type: none"> Open stockpiles shall be avoided or covered. Where possible, prevent placing dusty material storage piles near ASRs. 	*
	<ul style="list-style-type: none"> Restricting heights from which materials are dropped, as far as practicable to minimise the fugitive dust arising from unloading/ loading. 	^
	<ul style="list-style-type: none"> Tarpaulin covering of all dusty vehicle loads transported to, from and between site locations. 	^
	<ul style="list-style-type: none"> Use of vehicle wheel and body washing facilities at the exit points of the site. 	^
	<ul style="list-style-type: none"> Provision of wind shield and dust extraction units or similar dust mitigation measures at the loading points, and use of water sprinklers at the loading area where dust generation is likely during the loading process of loose material, particularly in dry seasons/ periods. 	N/A
	<ul style="list-style-type: none"> Imposition of speed controls for vehicles on unpaved site roads. Ten kilometers per hour is the recommended limit. 	^
	<ul style="list-style-type: none"> Dusty activities should be re-scheduled if high-wind conditions are encountered. 	N/A
	<ul style="list-style-type: none"> Where possible, routing of vehicles and positioning of construction plant should be at the maximum possible distance from ASRs. 	N/A
	<ul style="list-style-type: none"> Suitable buffer zone should be provided and the works areas should be fenced off with hoarding. The height of hoarding should not be less than 2.4m from ground level. 	N/A
	<p><i>Crushing Plant</i></p> <ul style="list-style-type: none"> Water sprays on the crusher. Fabric filters installed for the crushing plant. When transferring materials from crusher to the conveyors, chutes or dust curtains would be used for controlling dust. 	N/A N/A N/A

Types of Impacts	Mitigation Measures	Status
	<p><i>Barging Point & Conveyor Belt System</i></p> <ul style="list-style-type: none"> The conveyors would be placed within a totally enclosed structure Profiled steel cladding would be provided at two sides of loading point. Dust suppression sprays would be installed and operated in strategic locations at the feeding inlet and outlet. The barging point would be placed within a totally enclosed structure incorporating an enclosed chute for material transfer to the barge. Flexible curtain would be hanged on the enclosed chute prevent dust emission when excavated materials/rocks transported into the barge. Some areas of the Park would remain open for visitors during the construction period. Therefore, suitable buffer zones from major construction activities should be provided where practical and the works areas should be fenced off with hoarding during the construction phase. It is recommended to erect hoarding of a height not less than 2.4m from ground level. 	<p>N/A</p> <p>N/A</p> <p>N/A</p> <p>N/A</p> <p>^</p>
Construction Noise	<p><i>Construction Phase</i></p> <ul style="list-style-type: none"> Only well-maintained plant should be operated on-site and plant should be serviced regularly during the construction programme Silencers or mufflers on construction equipment should be utilized and should be properly maintained during the construction programme Mobile plant, if any, should be sited as far from NSRs as possible. Machines and plant (such as trucks) that may be in intermittent use should be shut down between work periods or should be throttled down to a minimum Plant known to emit noise strongly in one direction should, wherever possible, be orientated so that the noise is directed away from the nearby NSRs Material stockpiles and other structures should be effectively utilized, wherever practicable, in screening noise from on-site construction activities 	<p>^</p> <p>N/A</p> <p>N/A</p> <p>^</p> <p>^</p> <p>N/A</p>
	<p><i>Adoption of Quieter Plant</i></p> <ul style="list-style-type: none"> In order to reduce the excessive noise impacts at the affected NSRs at the Waterfront during normal daytime working hours, quieter plants are recommended. The Contractors do not have to use specific items of quiet plant adopted in this assessment. The Contractors may use other type of quiet plant, which have the same total SWL, to meet their needs 	<p>^</p>

Types of Impacts	Mitigation Measures	Status
	<p><i>Use of Movable Noise Barrier</i></p> <ul style="list-style-type: none"> The use of movable barrier for certain PME could further alleviate the construction noise impacts. In general, 5dB (A) reduction for movable PME and 10dB (A) for stationary PME can be achieved depending on the actual design of movable noise barrier. The Contractor should be responsible for designing of the movable noise barrier with due consideration given to the size of the PME and the requirement of intercepting the line of sight between the NSRs and PME. Barrier material of surface mass in excess of 7kg/m² is recommended to achieve the predicted screening effect. Exceedance of up to 5dB (A) would be predicted at the Police Training School (NSR PTS) during the examination periods. Early liaison with the principal of this impacted school is recommended to plan for the construction programme. Noisy construction activities should be avoided during the examination period as far as practicable so as to reduce the potential noise impact at the school to comply with the noise criterion of 65dB(A). 	<p>N/A</p> <p>N/A</p> <p>N/A</p>
Ecology	<p><i>Construction Phase</i></p> <ul style="list-style-type: none"> All excavation works carried out close to water bodies shall be carefully controlled to avoid runoff entering watercourses, especially during periods of heavy rain. Site runoff shall be directed towards regularly cleaned and maintained silt traps and where appropriate, oil/grease separators to minimize risk of sedimentation and pollution. Suitable size / capacity silt traps and oil/grease interceptors shall be used. Noise mitigation measures including the use of quiet construction plant and movable noise barriers shall be implemented to minimize disturbance to habitats adjacent to the work areas. Trees located within the works areas shall be preserved as far as practicable. Placement of equipment or stockpile in designated works areas and access routes selected on existing disturbed land to minimise disturbance to natural habitats Construction activities shall be restricted to the work areas that would be clearly demarcated The work areas shall be reinstated immediately after completion of the works Waste skips shall be provided to collect general refuse and construction wastes. The wastes would be disposed of timely and properly off-site. Drainage arrangements shall include sediment traps to collect and control construction run-off Open burning on works sites is illegal, and shall be strictly enforced Landscaping works on newly formed land shall as far as possible make use of native plant species 	<p>^</p> <p>N/A</p> <p>N/A</p> <p>N/A</p> <p>*</p> <p>^</p> <p>^</p> <p>^</p> <p>N/A</p> <p>^</p> <p>^</p> <p>^</p>

Types of Impacts	Mitigation Measures	Status
Water Quality	<p><i>Construction Runoff and Drainage</i></p> <ul style="list-style-type: none"> • Before commencing any site formation work, all sewer and drainage connections should be sealed to prevent debris, soil, sand etc. from entering public sewers/drains. • Temporary ditches should be provided to facilitate run-off discharge into appropriate watercourses, via appropriately sized/ designed silt retention pond or similar structure. No site run-off should enter artificial ponds. Cut-off ditches should be provided for all major site clearance/ excavation works where soils would be exposed so that instances of uncontrolled run-off from exposed areas would be minimized. As well as channels, earth/ concrete bunds and/ or sand bags, as appropriate, should be deployed to direct surface run-off towards channels. Catchpits and perimeter channels should be constructed in advance of relevant site formation works. • Boundaries of earthworks should be marked and surrounded by dykes or embankments for flood protection, as necessary. • Sand/silt removal facilities such as sand/silt traps and sediment basins should be provided to remove sand/silt particles from runoff to meet the requirements of the Technical Memorandum standard under the Water Pollution Control Ordinance. The design of silt removal facilities should be based on the guidelines provided in ProPECC PN 1/94. All drainage facilities and erosion and sediment control structures should be inspected monthly and maintained to ensure proper and efficient operation at all times and particularly during rainstorms. • Silt removal facilities, channels and manholes should be maintained and the deposited silt and grit should be regularly removed, at the onset of and after each rainstorm to ensure that these facilities are functioning properly at all times. • Exposed soil surfaces should be covered. • Water pumped out from foundation excavations should be discharged into silt removal facilities. • If excavation cannot be avoided during rainy seasons, temporarily exposed slope/soil surfaces should be covered by a tarpaulin or other means, as far as practicable, and temporary access roads should be protected by crushed stone or gravel, as excavation proceeds. Interception channels should be provided (e.g. along the crest/ edge of the excavation) to prevent storm runoff from washing across exposed soil surfaces. Arrangements should always be in place to ensure that adequate surface protection measures can be safely carried out well before the arrival of a rainstorm.. Other measures that need to be implemented before, during and after rainstorms are summarized in ProPECC PN 1/94. • Exposed soil areas should be minimized to reduce potential for increased siltation and contamination of runoff. • Earthwork final surfaces should be well compacted and subsequent permanent work or surface protection should be immediately performed. Appropriate intercepting channels should be provided where necessary. Rainwater pumped out from trenches or excavations should be directed to silt removal facilities before discharge. 	^

Types of Impacts	Mitigation Measures	Status
	<ul style="list-style-type: none"> Open stockpiles of construction materials or construction wastes on-site of more than 50m³ should be covered with tarpaulin or similar fabric during rainstorms 	^
	<i>General Construction Activities</i> <ul style="list-style-type: none"> Debris and refuse generated on-site should be collected Oils and fuels should only be used and stored in designated areas which have pollution prevention facilities. To prevent spillage of fuels and solvents to nearby water bodies and public drains 	^ ^
	<i>Sewage from Construction Workforce</i> <ul style="list-style-type: none"> Temporary sanitary facilities, such as portable chemical toilets, should be employed on-site where necessary to handle sewage from the workforce. A licensed contractor would be responsible for appropriate disposal of waste matter and maintenance of these facilities 	^
	<i>Good Site Practice</i> <ul style="list-style-type: none"> nomination of an approved personnel, such as a site manager, to be responsible for good site practices, arrangements for collection and effective disposal to an appropriate facility, of all wastes generated at the site regular cleaning and maintenance programme for drainage systems, sumps and oil interceptors training of site personnel in proper waste management and chemical handling procedures provision of sufficient waste disposal points and regular collection for disposal appropriate measures to minimise windblown litter and dust during transportation of waste by either covering trucks or by transporting wastes in enclosed containers 	^ N/A ^ * ^
Waste / Chemical	<i>Waste Reduction Measures</i> <ul style="list-style-type: none"> sort C&D waste from demolition and decommissioning of the existing facilities to recover recyclable portions such as metals segregation and storage of different types of waste in different containers, skips or stockpiles to enhance reuse or recycling of materials and their proper disposal. proper storage and site practices to minimise the potential for damage or contamination of construction materials to encourage collection of aluminium cans by individual collectors, separate labelled bins shall be provided to segregate this waste from other general refuse generated by the work force. plan and stock construction materials carefully to minimise amount of waste generated and avoid unnecessary generation of waste. 	^ ^ ^ ^ ^

Types of Impacts	Mitigation Measures		Status
	<i>General Refuse</i> <ul style="list-style-type: none"> General refuse should be stored in enclosed bins or compaction units separate from C&D material. A reputable waste collector should be employed by the contractor to remove general refuse from the site, separately from C&D material. Preferably an enclosed and covered area should be provided to reduce the occurrence of 'wind blown' light material. 		*
	<i>Construction and Demolition Material</i> <ul style="list-style-type: none"> A Waste Management Plan should be prepared. 		^
	<ul style="list-style-type: none"> In order to monitor the disposal of C&D and solid wastes at public filling facilities and landfills and to control fly-tipping, a trip-ticket system should be included. One may make reference to ETWB TCW No.31/2004 for details. A recording system for the amount of wastes generated, recycled and disposed (including the disposal sites) should be proposed. 		^
	<i>Chemical Waste</i> <ul style="list-style-type: none"> If chemical wastes are produced at the construction site, the Contractor would be required to register with the EPD as a Chemical Waste Producer and to follow the guidelines stated in the Code of Practice on the Packaging, Labelling and Storage of Chemical Wastes. Good quality containers compatible with the chemical wastes should be used, and incompatible chemicals should be stored separately. Appropriate labels should be securely attached on each chemical waste container indicating the corresponding chemical characteristics of the chemical waste, such as explosive, flammable, oxidizing, irritant, toxic, harmful, corrosive, etc. The Contractor shall use a licensed collector to transport and dispose of the chemical wastes, to either the Chemical Waste Treatment Centre at Tsing Yi, or another licensed facility, in accordance with the Waste Disposal (Chemical Waste) (General) Regulation 		^
Remarks:	^ Compliance of mitigation measure;	X Non-compliance of mitigation measure;	
	N/A Not Applicable;	• Non-compliance but rectified by the contractor;	
	* Recommendation was made during site audit but improved/rectified by the contractor.		

APPENDIX D
EVENT ACTION PLANS

Appendix D: Event and Action Plan for Construction Noise

Event	Action		
	Contractor's ET	Contractor	PM
Action Level	1. Identify source 2. Notify Contractor and PM 3. Conduct additional noise monitoring to investigate the causes, if necessary 4. Report the investigation results to Contractor and PM 5. Discuss with Contractor for their formulation of remedial measures if the exceedance is related to construction works 6. Conduct additional monitoring to check mitigation effectiveness, if necessary	1. Take immediate action to avoid further exceedance 2. Submit noise mitigation proposals to Contractor's ET and PM 3. Implement noise mitigation proposals	1. Confirm receipt of notification of failure in writing 2. Notify Contractor 3. Require Contractor to propose remedial measures for the analysed noise problem 4. Ensure remedial measures are properly implemented
Limit Level	1. Identify source 2. Notify Contractor and PM 3. Conduct additional noise monitoring and analyse Contractor's working procedures to determine possible cause of exceedance, if necessary 4. Provide interim report to Contractor and PM on the causes and proposed action to be taken for the exceedances if exceedance is related to construction works 5. Assess effectiveness by additional monitoring and report Contractor and PM, if necessary 6. If exceedance stops, cease additional monitoring, if any	1. Take immediate action to avoid further exceedance 2. Submit proposals for remedial actions to Contractor's ET, and PM within 3 working days of notification 3. Implement the agreed proposals 4. Resubmit proposals if problem still not under control 5. Stop the relevant portion of works as determined by the PM until the exceedance is abated	1. Confirm receipt of notification of failure in writing 2. Notify Contractor 3. Require Contractor to propose remedial measures for the analysed noise problem 4. Ensure remedial measures are properly implemented 5. If exceedance continues, consider what portion of the work is responsible and instruct the Contractor to stop that portion of work until the exceedance is abated

Appendix D: Event and Action Plan for Air Quality

Event	Action		
	Contractor's ET	Contractor	PM
Action Level	1. Identify source 2. Notify Contractor and PM 3. Conduct additional monitoring to investigate the causes, if necessary 4. Report the investigation results and if exceedance to Contractor and PM	1. Take immediate action to avoid further exceedance and rectify any unacceptable practice. 2. Submit air mitigation proposal and PM for agreement if Contractor's ET indicated that exceedance is related to the construction works 3. Implement agreed proposal within a time scale agreed with PM	1. Confirm receipt of notification of failure in writing 2. Notify Contractor 3. Require Contractor to submit air mitigation proposal 4. Ensure remedial measures are properly implemented
Limit Level	1. Identify source 2. Notify Contractor and PM 3. Conduct additional monitoring and investigate the causes, if necessary	1. Take immediate action to avoid further exceedance and rectify any unacceptable practice 2. In consultation with the PM, submit air mitigation proposal to PM for agreement within 3 working days of notification if Contractor's ET indicated that exceedances are related to construction works 3. Implement agreed proposal within a time scale agreed with PM 4. Amend working methods if appropriate.	1. Confirm receipt of notification of failure in writing 2. Notify Contractor 3. Require Contractor to submit air mitigation proposal 4. Ensure remedial measures are properly implemented

APPENDIX E
TENTATIVE WORKS PROGRAMME

CONTRACT CW02 - ASTOUNDING ASIA

OUTLINE PROGRAMME

[illegible]

Part 4 CI-07 EM&A REPORTS (January 2009)

Ocean Park Redevelopment Project
Contract No. CI07 – Entry Plaza, Aqua City and Grand Aquarium
Monthly EM&A Report – January 2009

OCEAN PARK REDEVELOPMENT PROJECT

CONTRACT NO. CI07


ENTRY PLAZA, AQUA CITY AND GRAND AQUARIUM

Monthly EM&A Report – January 2009

Prepared by:

Reviewed by:


Authorised by:



Thomas Lee
Project Environmental
Coordinator



Jerry Wong
Construction Manager



Darren Beasley
Project Director

**Ocean Park Redevelopment Project
Contract No. CI07 – Entry Plaza, Aqua City and Grand Aquarium
Monthly EM&A Report – January 2009**

TABLE OF CONTENTS

EXECUTIVE SUMMARY	1
1. INTRODUCTION	3
1.1 Background	3
1.2 Project Organizations	7
1.3 Construction Programme	7
1.4 Summary of EM&A Requirements	8
2 ENVIRONMENTAL AUDIT	9
2.1 Environmental Site Audit	9
2.2 Status of Environmental Licensing and Permitting	9
2.3 Status of Waste Management	10
2.4 Implementation Status of Environmental Mitigation Measures	10
2.5 Summary of Exceedances	10
2.6 Implementation Status of Event Action Plans	11
2.7 Summary of Complaints and Prosecutions	11
3 FUTURE KEY ISSUES	11
3.1 Key Issues for the Coming Month	11
3.2 Construction Program for the Next Month	11
4 CONCLUSIONS AND RECOMMENDATIONS	11
4.1 Conclusions	11
4.2 Recommendations	12

**Ocean Park Redevelopment Project
Contract No. CI07 – Entry Plaza, Aqua City and Grand Aquarium
Monthly EM&A Report – January 2009**

LIST OF APPENDICES

- A Site Layout Plan
- B Site Audit Summary
- C Summary of Waste Generated
- D Environmental Mitigation Implementation Schedule (EMIS)
- E Event Action Plans
- F Tentative Works Programme

LIST OF TABLES

- Table 1 Summary Table for Events Recorded in the Reporting Month
- Table 1.1 Key Project Contacts
- Table 2.1 Observations and Recommendations of Site Audits
- Table 2.2 Summary of Environmental Licensing and Permit Status

Ocean Park Redevelopment Project
Contract No. CI07 – Entry Plaza, Aqua City and Grand Aquarium
Monthly EM&A Report – January 2009

EXECUTIVE SUMMARY

Introduction

This is the fifth Monthly Environmental Monitoring and Audit (EM&A) Report prepared by Leighton Contractors (Asia) Limited for the Ocean Park Redevelopment Project Contract No. CI07 – Entry Plaza, Aqua City and Grand Aquarium (hereinafter called the Project). The Project was commenced on 15 August 2008. This document reports the findings of the environmental auditing works conducted in January 2009.

The major site activities undertaken in the reporting month included:

- Raft foundation construction at Grand Aquarium;
- Rockfilling, excavation, sheet piling and king post at Entry Plaza;
- Retaining wall construction;
- Roadworks at New Access Road, and
- Plate load tests at Entry Plaza.

Environmental Audit and Monitoring Works

Environmental monitoring and audit works for the Project was performed as stipulated in the EM&A Manual. Site audits were conducted once per week. Environmental site audits were conducted on 2, 9, 13, 23 and 30 January 2009. No non-compliance was observed during the site audits.

The implementation of the environmental mitigation measures, Event Action Plans and environmental complaint handling procedures were also checked.

No notification of exceedance was received from the Project Environmental Team Leader (ETL) in the reporting month. Summary of the events and action taken in the reporting month is tabulated in Table 1.

Table 1 Summary Table for Events Recorded in the Reporting Month

Parameter	No. of Events		No. of Events Due to the Project	Action Taken
	Action Level	Limit Level		
1-hr TSP	0	0	0	N.A.
24-hr TSP	0	0	0	N.A.
Noise	0	0	0	N.A.

**Ocean Park Redevelopment Project
Contract No. CI07 – Entry Plaza, Aqua City and Grand Aquarium
Monthly EM&A Report – January 2009**

Environmental Licenses and Permits

Construction Waste Disposal Billing Account was opened and total 8854 Chits were obtained for construction waste disposal.

Site Effluent Discharge Licence was issued for site effluent via sedimentation tank discharged into communal storm water drain.

A notification pursuant to Section 3(1) of the Air Pollution Control (Construction Dust) Regulation was made to EPD prior the commencement of the Project.

Chemical Waste Producer Registration was issued for chemical waste disposal by the licenced collector.

Construction Noise Permits for water pumps, generator and wastewater treatment plant operation during restricted hours and sheet piling by drop hammer were issued.

Complaints and Prosecutions

No environmental complaint and prosecution was received in the reporting month.

Future Key Issues

Key issues to be considered in January or coming months include:

- Sheet piling, excavation and rockfilling at Entry Plaza;
- Plate load tests and footing construction at Entry Plaza;
- Road works, street furniture, road mark and landscape at New Access Road;
- U/G drainage and backfilling at Grand Aquarium, and
- Raft footing, retaining wall and wall construction at Grand Aquarium.

**Ocean Park Redevelopment Project
Contract No. CI07 – Entry Plaza, Aqua City and Grand Aquarium
Monthly EM&A Report – January 2009**

1. INTRODUCTION

1.1 Background

The “Repositioning and Long Term Operation Plan of Ocean Park” is being implemented by the Ocean Park Corporation at the existing site of Ocean Park and Nam Long Shan, Aberdeen. The purpose of this project is to upgrade and expand the existing Ocean Park to meet anticipated visitor demands and to position Ocean Park as a premium tourist attraction and a regional leader in themed recreational and educational park experience. The site layout plan is illustrated in Appendix A.

An environmental impact assessment (EIA) report for “Repositioning and Long Term Operation Plan of Ocean Park” (Report No. 121/2006 and Register No. AEIAR-101/2006) has been prepared in 2006 and the Environmental Monitoring and Audit Manual (EM&A Manual) was also included as part of the EIA report in the register. An Environmental Permit (EP) No. EP-249/2006 was issued on 28 July 2006 for the above project to Ocean Park Corporation as Permit Holder and a varied EP No. EP-249/2006/A was subsequently issued on 23 October 2006 for the above project to Ocean Park Corporation as Permit Holder.

Leighton Contractors (Asia) Limited (the Contractor) was commissioned by the Ocean Park Corporation to undertake the construction of the Ocean Park Redevelopment Project Contract No. CI07 – Entry Plaza, Aqua City and Grand Aquarium (hereinafter call the Project).

The works to be executed under Contract CI07 include the following major items:

- **Entry Plaza Phase 1 and Aqua City**
 - demolition of existing structures, site formation and slope works for roadwork new building structures and car park;
 - construction of the Entry Plaza and Aqua City building structures and foundation, and installation of builders’ works and architectural finishes;
 - construction of one- to three-storey buildings on the Entry Plaza podium, including animal habitats and back of house, ticketing, turnstiles, guest relations, security, banking and other offices, back of house, food and beverage and retail functions;
 - construction of back-of-house facilities on the ground floor and mezzanine floor of the Entry Plaza;
 - construction of at-grade drop-off and pick-up for cars, taxis, coaches and buses, parking for coaches and private cars, including meter-gate system, shelters, street

Ocean Park Redevelopment Project
Contract No. CI07 – Entry Plaza, Aqua City and Grand Aquarium
Monthly EM&A Report – January 2009

furniture and amenities;

- installation of building services, including mechanical ventilation and air-conditioning installation, electrical installation, extra low-voltage installation (such as closed-circuit television, security alarm and public address system), control and monitoring installation, plumbing and drainage installation, fire-services installation, irrigation system installation, gas-supply installation, lift and escalator installation and miscellaneous works;
- construction of a section of Ocean Park Road and associated footpaths; provision of road drainage, utilities, street furniture, street lightings, and soft and hard landscape works;
- light-emitting-diode screen and its support to be integrated with the tensile-membrane long-span metallic structure;
- construction of Aqua City Lagoon and associated site formation, hardscape, waterproofing and water circulation facilities, including pipe works, pump system, filtration and aeration system;
- construction of guest-route paving and railing, utilities and services works and associated civil-engineering works;
- soft and hard landscape works (including water features, fountains, external seating, on-grade as well as podium planter areas, artificial rockworks, street appurtenances, lighting, irrigation, themed elements, including statues, murals and other objects);
- balustrade, skylight, glass wall, window, louver, cladding and canopy, retail/food carts and kiosks, timber trellis and structures; facilitating works for the special features, including power supply, foundation works, civil and structural works, electrical and mechanical works, architectural finishes works and miscellaneous works;
- provision of new and diversion/decommissioning of existing drainage, sewerage, water mains and underground utilities necessary for the operation of Ocean Park;
- provision of temporary toilet facilities and relocation of the Guest Relations Office in Portion EP2, the temporary toilet and Guest Relation Office must be operational prior to removal of the existing facilities;
- construction of all ancillary works, including civil, geotechnical and utilities works;
- installation of the Carousel ride, and

Ocean Park Redevelopment Project
Contract No. CI07 – Entry Plaza, Aqua City and Grand Aquarium
Monthly EM&A Report – January 2009

- coordination of the works with the installation of 13 sculptures to be supplied and installed by other contractors; provision of all attendance, labour, plant and equipment necessary in relation to the installation of the sculptures;
- maintenance of a fixed number of temporary car-park spaces for guests' use during different construction stages;
- construction of ramp structures connecting from Wong Chuk Hang Road to the Entry Plaza building structure and to the Cable Car Plaza, and
- soft and hard landscape works (including on-grade planter areas, street appurtenances, lighting, irrigation and themed elements).
- **Grand Aquarium:**
 - construction of the Grand Aquarium, including life support systems, building structures and foundation, installation of builders' works and architectural finishes;
 - fitting-out packages, including finishes, fixed furniture, decorations, lighting, audio/visual equipment, artworks and building services;
 - coordination of the works with the installation and joint sealing of the acrylic viewing panels to be supplied and installed by other contractors; provision of all attendance, labour, plant and equipment necessary in relation to the installation of the acrylic viewing panels, and
 - construction of the Transformer Room Building, including coordination works with Hong Kong Electric Company Limited for installation.
- **Entry Plaza Phase 2:**
 - demolition of the temporary entrance, transformer building, existing staff canteen and associated structures and road works within Portion EP3;
 - modification of the existing car park, access road and roundabout to the temporary entrance to form a new coach parking and car park within Portions EP3;
- **General**
 - erection of hoardings with graphics;
 - tree transplanting and felling and protection to remaining trees;

Ocean Park Redevelopment Project
Contract No. CI07 – Entry Plaza, Aqua City and Grand Aquarium
Monthly EM&A Report – January 2009

- management and maintenance of temporary holding nursery;
- installation of civil provisions for parkwide information-technology systems and all operational equipment, such as background music system, public-address system, closed-circuit television, management information system, building information system, security and turnstiles;
- construction of parkwide irrigation and drainage system for planting area;
- supply and installation of all escalators and elevators;
- design and built all temporary works with necessary statutory submissions, including:
 - temporary support to excavations greater than 2 metres in depth;
 - temporary cut or fill slopes greater than 2 metres high;
 - falsework and temporary platforms, structures and the like required;
 - temporary platforms, structures and the like required for supporting drilling equipment and construction plant; and
 - excavation and lateral supports for all Entry Plaza Phase 2 and Aqua City Phase 2 works; and
- design and built works as specified in Contract CI07, with necessary statutory submissions, including:
 - artificial rockwork, including concrete foundations, internal structural supporting systems and fixing details for the lagoon and Otter Exhibit;
 - glass-reinforced concrete/glass-reinforced gypsum/glass-reinforced plastic/shotcrete works and associated supporting structures;
 - tensile-membrane long-span metallic canopy structure, including the metal frame, marquee supporting light-emitting-diode screen and walkway at the Entry Plaza;
 - Ocean Park super logo and associated support structure over the tensile-membrane canopy and lift L-1 cone structure;
 - themed metalwork, entrance gates and balustrades;
 - exhibit glazing at the River Otter viewing;
 - glass canopy, metal canopy over escalators;
 - vertical green-wall system;
 - water features circulations, filtration, control and water dynamic;
 - lagoon and waterfall filtration and circulation systems;
 - metal modular shelving and associated stairway and platforms;
 - glass curtain wall for the Grand Aquarium shell;
 - Grand Aquarium fibre-glass tank and working platform;
 - Grand Aquarium movable gantry and hoisting system;
 - Grand Aquarium hydraulic platform;
 - queue display indicating system for the Ticketing Office; and
 - other items as specified in the Particular Specification and/or Drawings.

Ocean Park Redevelopment Project
Contract No. CI07 – Entry Plaza, Aqua City and Grand Aquarium
Monthly EM&A Report – January 2009

1.2 Project Organizations

Different parties with different levels of involvement in the project organization include:

- The Project Manager and Project Environmental Team Leader (ETL) - Maunsell Consultants Asia Ltd.
- Contractor - Leighton Contractors (Asia) Ltd.
- Contractor's Environmental Team (CET)
- Independent Environmental Checker (IEC) - Mott MacDonald HK Ltd.

The responsibilities of respective parties are provided in the EM&A Manual.

The key contacts of the Project are shown in Table 1.1.

Table 1.1 Key Project Contacts

Party	Name	Role	Phone No.	Fax No.
Project ET	Mr. Edmund Pang	Project ET Leader (ETL)	2871 5888	2552 1256
Contractor	Darren Beasley	Project Director	3665 2688	2580 6600
	Jerry Wong	Construction Manager	3665 2638	2580 6600
Contractor's ET	Thomas Lee	Project Environmental Coordinator	3665 2609	2580 6600
	W C Lam	Environmental Engineer	3665 2608	2580 6600
IEC	Miss Florence Yuen	Independent Environmental Checker (IEC) Representative	2828 5757	28271823

1.3 Construction Programme

The site activities undertaken in the reporting month were:

- Raft foundation construction at Grand Aquarium;
- Rockfilling, excavation, sheet piling and king post at Entry Plaza;
- Retaining wall construction;
- Roadworks at New Access Road, and
- Plate load tests at Entry Plaza.

**Ocean Park Redevelopment Project
Contract No. CI07 – Entry Plaza, Aqua City and Grand Aquarium
Monthly EM&A Report – January 2009**

1.4 Summary of EM&A Requirements

The EM&A programme requires construction phase environmental site audit. The duties and responsibilities comprise the following:

- monitor various environmental parameters, if necessary, as specified in the EM&A Manual;
- analyze the environmental monitoring and audit data;
- review the EM&A programme to confirm the adequacy of mitigation measures implemented and the validity of the EIA predictions and to identify any adverse environmental impacts arising;
- carry out site inspection to investigate and audit the Contractor's site practice, equipment and work methodologies with respect to pollution control and environmental mitigation, and effect proactive action to pre-empt problems;
- audit and prepare EM&A reports on the site environmental conditions;
- report the environmental audit results to the Contractor;
- recommend appropriate mitigation measures to the Contractor in case of exceedance of Action and Limit Levels in accordance with the Event and Action Plans; and
- adhere to the procedures for carrying out complaint investigation in accordance with the EM&A Manual.

This report presents the environmental monitoring and audit works for the Project in January 2009.

Ocean Park Redevelopment Project
Contract No. CI07 – Entry Plaza, Aqua City and Grand Aquarium
Monthly EM&A Report – January 2009

2 ENVIRONMENTAL AUDIT

2.1 Environmental Site Audit

Environmental site audits were carried out on weekly basis to monitor the timely implementation of proper environmental management practices and mitigation measures in the Project site.

Site audits for the Project in the reporting month were conducted on 2, 9, 13, 23 and 30 January 2009. No non-compliance was observed during the site audits. The summaries of site audits are attached in Appendix B.

During site inspections in the reporting month, no non-conformance was identified. The observations and recommendations are summarized in Table 2.1.

Table 2.1 Observations and Recommendations of Site Audits

Parameter	Date	Observations/Recommendations	Remediation / Follow up
Air	02/01/09	The haul road was observed dry	Watering the haul road surface (on-going)
	09/01/09, 23/01/09 & 30/01/09	Open stockpiles at New Access Road and Entry Plaza	Cover the stockpiles or wet the stockpile surface (on-going)
	23/01/09	Mud was accumulated in the wheel washing bay	Remove the mud regularly (on-going)

2.2 Status of Environmental Licensing and Permitting

All valid permits/licenses obtained for the Project are summarized in Table 2.2.

Table 2.2 Summary of Environmental Licensing and Permit Status

Permit No,	Valid Period		Details	Status
	From	To		
Environmental Permit				
EP-249/2006/A	23/10/2006	N.A.	Expansion of the existing Ocean Park and reconstruction / modification of its existing facilities.	Valid
Site Effluent Discharge Licence				
EP820/W2/XW246	05/09/2008	30/09/2013	Discharge of site effluent arising from construction site (Contract CI07) at sedimentation tank into communal storm water drain	Valid

Ocean Park Redevelopment Project
Contract No. CI07 – Entry Plaza, Aqua City and Grand Aquarium
Monthly EM&A Report – January 2009

Permit No,	Valid Period		Details	Status
	From	To		
Chemical Waste Producer Registration				
5213-199-L2174-28	22/09/2008	N.A.	Waste Disposal (Chemical Waste) (General) Regulation – Registration of Waste Producer	Valid
Construction Noise Permit				
GW-RS0791-08	10/11/2008	09/04/2009	For water pumps, generator and wastewater treatment plant operation from 19:00 to 23:00 (any day not being a general holiday) and 07:00 to 23:00 (general holiday including Sunday)	Valid
GW-RS0906-08	17/12/2008	14/06/2009	For water pump and wastewater treatment plant operation for any day 23:00 to 07:00 on next day	Valid
PP-RS0035-08	12/12/2008	11/06/2009	For drop hammer driving steel sheet pile from 07:00 to 19:00 hours on all days except general holidays (including Sundays)	Valid
Other				
Ref. no. 001032366	N.A.	N.A.	Notification Pursuant to Section 3(1) of the Air Pollution Control (Construction Dust) Regulation	Valid
Account No. 7007576	N.A.	N.A.	Construction Waste Disposal Billing Account with EPD	Valid

2.3 Status of Waste Management

The amount of waste generated by the construction activities of the Project in the reporting month is attached in Appendix C.

The following materials are recycled/reused on site:

- Existing steel parapets at carpark area are modified and reused as safety fencing for excavation work;
- Broken concrete and bitumen are reused for hard paving for temporary access road;
- Reinforcement in the broken concrete are cut and recycled, and
- Treated waste water/underground/stream water is reused for watering dry area/wetting rockfill material to minimize discharge.

**Ocean Park Redevelopment Project
Contract No. CI07 – Entry Plaza, Aqua City and Grand Aquarium
Monthly EM&A Report – January 2009**

2.4 Implementation Status of Environmental Mitigation Measures

According to the Environmental Permit and the EM&A Manual, the mitigation measures detailed in the documents are required to be implemented. An updated summary of the EMIS is provided in Appendix D.

2.5 Summary of Exceedances

No Action/Limit Level exceedance was reported in the reporting month.

2.6 Implementation Status of Event Action Plans

The Event Action Plans for air quality and construction noise are presented in Appendix E.

2.7 Summary of Complaints and Prosecutions

No environmental complaint and prosecution related to the Project works was received during the reporting month.

3 FUTURE KEY ISSUES

3.1 Key Issues for the Coming Month

Key issues to be considered in the coming month include:

- Dust generating from breaking existing concrete/bitumen paving and excavation work;
- Dust generating from temporary stockpile, unpaved areas, loading/unloading dusty materials and haul road;
- Noise generating from operation of construction plants and sheet piling by drop hammer;
- Water generating from wheel washing, underground water and surface run-off;
- Storage of diesel drums on site, and
- Sorting C&D materials on site.

3.2 Construction Program for the Next Month

The tentative construction program for the Project is provided in Appendix F.

**Ocean Park Redevelopment Project
Contract No. CI07 – Entry Plaza, Aqua City and Grand Aquarium
Monthly EM&A Report – January 2009**

4 CONCLUSIONS AND RECOMMENDATIONS

4.1 Conclusions

Five environmental site audits were performed in January 2009. No non-compliance was observed during the site audits.

No exceedance of environmental monitoring was reported in the reporting month.

No environmental complaint and prosecution related to the project was received in the reporting month.

4.2 Recommendations

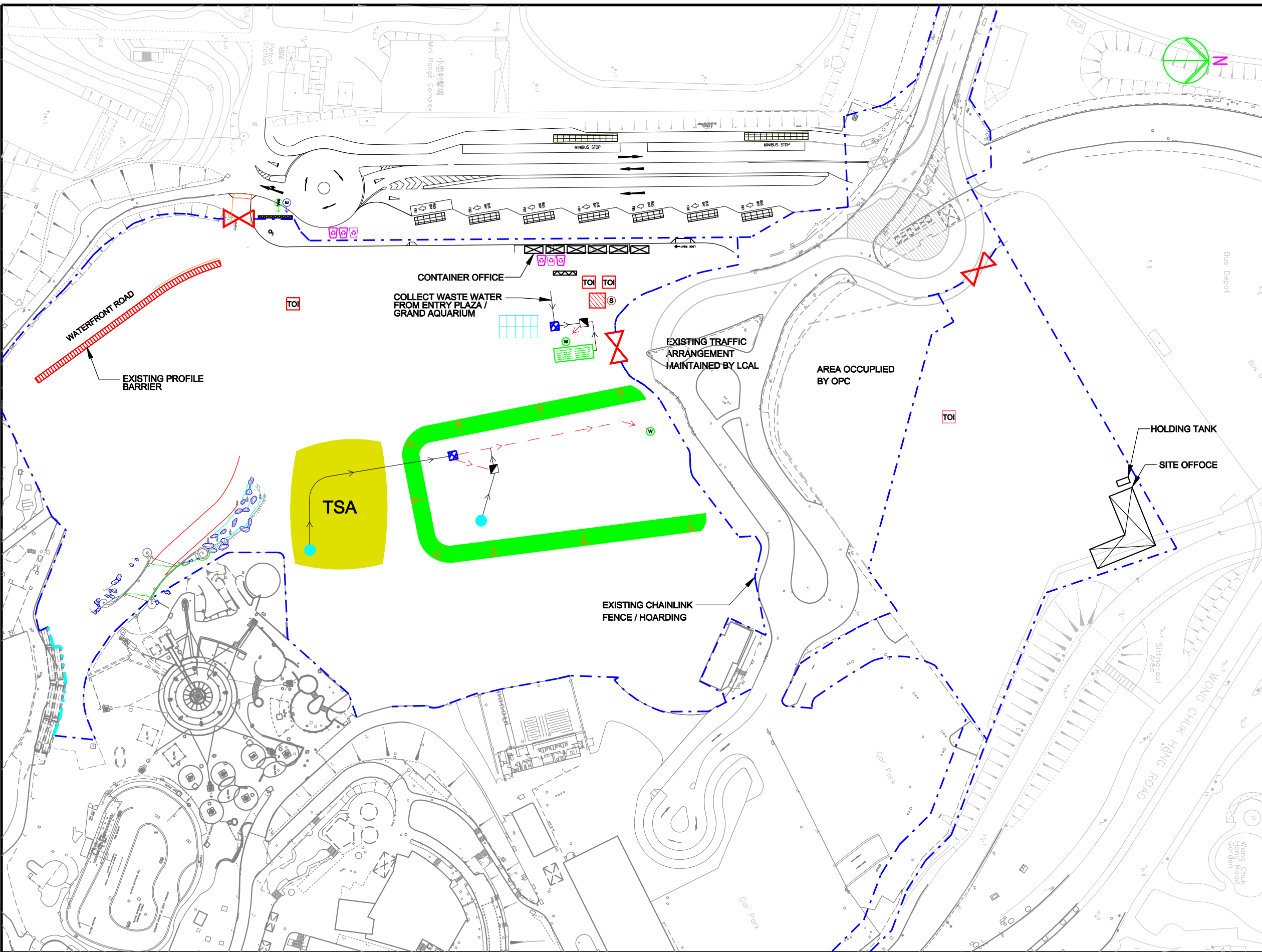
According to the environmental audits performed in the reporting month, the following recommendations are made:

- Ensure to cover the stockpile entirely or provide sprinkler system to wet the surface;
- Increase watering frequency at haul road during dry weather condition, and
- Remove the mud in the wheel washing bay regularly.

**Ocean Park Redevelopment Project
Contract No. CI07 – Entry Plaza, Aqua City and Grand Aquarium
Monthly EM&A Report – January 2009**

Appendix A – Site Layout Plan

Copyright Reserved
Print By : Frankyl
Time : 9:00:44 AM
Date : 12/11/2008
Filename : I:*Engineering Drawing\Submission\Drawing*E0020*E0020A.dgn



LEGENDS :

- EXISTING CHAINLINK FENCE / HOARDING
- WHEEL WASHING BASIN
- SITE ENTRANCE
- SPILL KIT
- NOTICE BOARD (INCLUDING EMERGENCY TELEPHONE LIST)
- WASTE WATER DISCHARGE POINT
- WASTE WATER TREATMENT POINT (AQUASED)
- TEMPORARY DRAIN FOR WASTE / GROUND WATER
- TEMPORARY DRAIN WITH TREATMENT
- TEMPORARY WATER SUPPLY
- TEMPORARY ELECTRICITY SUPPLY
- FLAGMAN LOCATION
- CHEMICAL TOILET
- ACCESS GIVEN
- ACCESS DENIED
- CHEMICAL WASTE STORE
- TSA TEMPORARY SORTING AREA
- TS TEMPORARY STOCKPILE & STORAGE AREA
- RECYCLE BINS
- WASTE SKIP
- SEDIMENTATION TANK
- GROUND WATER SOURCE

UPDATED TO DEC 08

REVISION	DATE	DESCRIPTION	CHK. BY	AUTH. BY	PROJECT TITLE	DESIGNED BY	DRAWN BY	CHECKED BY	SCALE @ A3	DRAWING NO.	DATE	REVISION
					OCEAN PARK REDEVELOPMENT CONTRACT No. C107 ENTRY PLAZA, AQUA CITY & GRAND AQUARIUM	W.C. LAM	F. LO	W.C. LAM	N.T.S.	H2458/E/0020	01/11/2008	A
A	10/12/08	MINOR REVISED			ENVIRONMENTAL FACILITIES LAYOUT PLAN							

**Ocean Park Redevelopment Project
Contract No. CI07 – Entry Plaza, Aqua City and Grand Aquarium
Monthly EM&A Report – January 2009**

Appendix B – Site Audit Summary

Remarks

- 1.) The haul road was observed dry at Entry Plaza. The contractor was reminded to carry out watering more frequently.

Inspected by :

ET Inspector

RSS's Representative

Contractor's Representative

IEC Representative

Signatures:

Signatures:

Signatures:

Signatures:

Name: _____

Name: _____

Name: Lam Wai Chung

Name: _____

Date: _____

Date: _____


Date: 2 Jan 2009

Date: _____

Inspection / Follow up Report No 016.

Date of Inspection: 2 Jan 09



Time of Inspection: 10:00



1.) The haul road was observed dry.



1.) Watering was carried out at the haul road.



Inspected By: <u>W. Chan</u>	Position: <u>QSG</u>	Date: <u>3-1-09</u>	Signature: <u>W. Chan</u>
Approved By: <u>KC Chan</u>	Position: <u>SM/RSS</u>	Date: <u>3-1-09</u>	Signature: <u>[Signature]</u>

Remarks

- 1.) Opened stockpile were observed at Car Park Area and Entry Plaza. The contractor was proposed to carry out proper measure to prevent dust emission.

Inspected by :

ET Inspector

RSS's Representative

Contractor's Representative

IEC Representative

Signatures:

Signatures:

Signatures:

Signatures:

Name:

Name:

Andy Chung

Name: Lam Wai Chung

Name:

Date:

Date:

9/1/09

Date: 9 Jan 2009

Date:

Inspection / Follow up Report No 017.

Date of Inspection: 9 Jan 09


Time of Inspection: 10:00




1.) Opened stockpile was observed at Car Park Area.



1.) Stockpile was covered with tarpaulin.



2.) Opened stockpile was observed at Entry Plaza



The stockpile was watered.

Inspected By: W.C.A.M

Position: QEB

Date: 12 Jan -09

Signature: W.C.A.M

Approved By: _____

Position: _____

Date: _____

Signature: _____

Remarks

1.) No major observation during the inspection.

Inspected by :

ET Inspector

RSS's Representative

Contractor's Representative

IEC Representative


Signatures:

Signatures:

Signatures:

Signatures:

Name:

Name:  ANDY LEUNG

Name:  Lam Wai Chung

Name:

Date:

Date: 13/1/09

Date: 13 Jan 2009

Date:


Observations for this month

- ① Stockpiles of excavated material were not covered.
- ② Mud was accumulated in the wheel wash bay.

IEC Representative

Environmental Manager

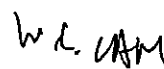
Contractor's
Representative
CI07



(Florence Yuen)



(ANDY LEUNG)



(W C L AM)

Ocean Park Redevelopment Project
Contract No. CI07 – Entry Plaza, Aqua City and Grand Aquarium
Monthly EM&A Report – January 2009

Appendix C – Summary of Amount of Waste Generated

Monthly Waste Flow Table

Contract: **Entry Plaza, Aqua City and Grand Aquarium**

Contract No: **CI07 (H2458)**

Year: **2009**

Month	Actual Quantities of Inert Construction Waste Reused/Recycled			Actual Quantities of Construction Waste Recycled ¹						Actual Quantities of Disposed Material			
	Broken Concrete ² Recycled	Re-used in Project	Re-used in Other Projects ³	Metals Recycled	Paper Recycled	Cardboard Packaging Recycled	Plastic ⁴ Recycled	Timber	Others ⁵	Chemical Waste ⁶ to Licensed Facilities		Inert Construction Waste ⁷ to Public Fill	Construction Waste to Landfill
	(tonnes)	(tonnes)	(tonnes)	(tonnes)	(kg)	(kg)	(kg)	(Kg)	(kg)	Liquid (litres)	Solid (kg)	(tonnes)	(tonnes)
Jan	0	0	0	16.13	0	0	0	0	0	0	0	30680	23.88
Feb													
Mar													
Q1 total	0	0	0	16.13	0	0	0	0	0	0	0	30680	23.88
Apr													
May													
Jun													
Q2 total	0	0	0	0	0	0	0	0	0	0	0	0	0
Jul													
Aug													
Sep													
Q3 total	0	0	0	0	0	0	0	0	0	0	0	0	0
Oct													
Nov													
Dec													
Q4 total	0	0	0	0	0	0	0	0	0	0	0	0	0
Grand total	0	0	0	16.13	0	0	0	0	0	0	0	30680	23.88

Note / Definition:

1. Provide further breakdown in Part D2 of Monthly Environmental Report.
2. Broken concrete for recycling into aggregates (eg Tuen Mun Area 38).
3. Other projects include third-parties (eg quarries).
4. Plastic refers to plastic bottles/containers, plastic sheets/foam from packaging material.
5. Examples of other waste recycled may include tyres and computer equipment

6. Chemical waste is split into 2 components: liquid waste (eg spent lubricating oil) and solid waste (eg spent batteries). Provide further breakdown in Part D1 of Monthly Environmental Report.

7. Inert construction waste is also known as public fill. It includes, for example, concrete, rubble, earth, boulder, sand, tile, masonry and used bentonite.

**Ocean Park Redevelopment Project
Contract No. CI07 – Entry Plaza, Aqua City and Grand Aquarium
Monthly EM&A Report – January 2009**

Appendix D – Environmental Mitigation Implementation Schedule

Environmental Mitigation Implementation Schedule - Air Emission

ID No	Environmental Aspect (not required for actions specifically recommended in Environmental Impact Assessment)	Specifically Recommended in Environmental Impact Assessment?	Actions Required These actions can be amended if necessary to suit particular needs unless they are in response to a specified legal requirements	Action party(s)	Additional Control/monitoring and measurement procedures/ methods (if necessary)	Scheduled months	Status
1		yes	Use of regular watering, with complete coverage, to reduce dust emissions from exposed site surfaces and unpaved roads, particularly during dry weather.	Superintendent/ Supervisor/Foremen	Weekly Environmental Inspection Checklist	08/08 - 11/10	OK
2		yes	Side enclosure and covering of any aggregate or dusty material storage piles to reduce emissions. Where this is not practicable owing to frequent usage, watering shall be applied to aggregate fines.	Superintendent/ Supervisor/Foremen	Weekly Environmental Inspection Checklist	08/08 - 11/10	OK
3		yes	Use of frequent watering for particularly dusty construction areas, temporary stockpiles and areas close to ASRs.	Superintendent/ Supervisor/Foremen	Weekly Environmental Inspection Checklist	08/08 - 11/10	OK
4		yes	Open stockpiles shall be avoided or covered. Where possible, prevent placing dusty material storage piles near ASRs.	Superintendent/ Supervisor/Foremen Subcontractor	Weekly Environmental Inspection Checklist	08/08 - 11/10	OK
5		yes	Restricting heights from which materials are dropped, as far as practicable to minimise the fugitive dust arising from unloading/loading.	Superintendent/ Supervisor/Foremen Subcontractor		08/08 - 11/10	OK
6		yes	Tarpaulin covering of all dusty vehicle loads transported to, from and between site locations.	Superintendent/ Supervisor/Foremen Subcontractor	Weekly Environmental Inspection Checklist	08/08 - 11/10	OK
7		yes	Use of vehicle wheel and body washing facilities at the exit points of the site.	Superintendent/ Supervisor/Foremen Project Environmental Co-ordinator Subcontractor	Weekly Environmental Inspection Checklist	08/08 - 11/10	OK
8		yes	Imposition of speed controls for vehicles on unpaved site roads. Ten kilometers per hour is the recommended limit.	Superintendent/ Supervisor/Foremen Project Environmental Co-ordinator		08/08 - 11/10	OK

Environmental Mitigation Implementation Schedule - Air Emission

ID No	Environmental Aspect (not required for actions specifically recommended in Environmental Impact Assessment)	Specifically Recommended in Environmental Impact Assessment?	Actions Required These actions can be amended if necessary to suit particular needs unless they are in response to a specified legal requirements	Action party(s)	Additional Control/monitoring and measurement procedures/ methods (if necessary)	Scheduled months	Status
9		yes	Dusty activities should be re-scheduled if high-wind conditions are encountered.	Superintendent/ Supervisor/Foremen Project Environmental Co-ordinator		08/08 - 11/10	OK
10		yes	Where possible, routing of vehicles and positioning of construction plant should be at the maximum possible distance from ASRs.	Superintendent/ Supervisor/Foremen Project Environmental Co-ordinator		08/08 - 11/10	OK
11		yes	Implementation of an environmental monitoring and auditing program to monitor the construction process in order to enforce controls and modify method of work if dusty conditions arise.	Project Environmental Co-ordinator		08/08 - 11/10	N.A.
12		yes	The works areas shall be fenced off with hoarding. The height of hoarding should not be less than 2.4 m from ground level	Superintendent/ Supervisor/Foremen	Weekly Environmental Inspection Checklist	08/08 - 11/10	OK

Environmental Mitigation Implementation Schedule - Noise

ID No	Environmental Aspect (not required for actions specifically recommended in Environmental Impact Assessment)	Specifically Recommended in Environmental Impact Assessment?	Actions Required These actions can be amended if necessary to suit particular needs unless they are in response to a specified legal requirements	Action party(s)	Additional Control/monitoring and measurement procedures/ methods (if necessary)	Scheduled months	Status
1		yes	Only well-maintained plant should be operated on-site and plant should be serviced regularly during the construction program	Superintendent/ Supervisor/Foremen Project Environmental Coordinator Subcontractor	Weekly Environmental Inspection Checklist	08/08-11/10	OK
2		yes	Silencers or mufflers on construction equipment should be utilized and should be properly maintained during the construction program	Superintendent/ Supervisor/Foremen Subcontractor	Weekly Environmental Inspection Checklist	08/08-11/10	N.A.
3		yes	Mobile plant, if any, should be sited as far from NSRs as possible	Superintendent/ Supervisor/Foremen Subcontractor	Weekly Environmental Inspection Checklist	08/08-11/10	OK
4		yes	Machines and plant (such as trucks) that may be in intermittent use should be shut down between work periods or should be throttled down to a minimum	Superintendent/ Supervisor/Foremen Subcontractor	Weekly Environmental Inspection Checklist	08/08-11/10	OK
5		yes	Plant known to emit noise strongly in one direction should, wherever possible, be orientated so that the noise is directed away from the nearby NSRs	Superintendent/ Supervisor/Foremen Subcontractor	Weekly Environmental Inspection Checklist	08/08-11/10	OK
6		yes	Quiet Plant considered for at Entry Plaza construction for Site Clearance, Demolition, Realignment of Ocean Park Road, Drainage Diversion, Sewerage Diversion, Site Formation & Excavation, Piling Works and Superstructure Construction where calculated noise levels exceed limits	Superintendent/ Supervisor/Foremen Subcontractor	Weekly Environmental Inspection Checklist	08/08-11/10	OK
7		yes	Quiet Plant considered for Aqua City construction during - Site Clearance, Demolition, Slopeworks, Site Formation & Excavation, Piling Works and Superstructure Construction where calculated noise levels exceed limits	Superintendent/ Supervisor/Foremen Subcontractor	Weekly Environmental Inspection Checklist	08/08-11/10	OK
8		yes	Moveable noise barriers considered for at Entry Plaza construction for Site Clearance, Demolition, Realignment of Ocean Park Road, Drainage Diversion, Sewerage Diversion, Site Formation & Excavation, Piling Works and Superstructure Construction where calculated noise levels exceed limits	Superintendent/ Supervisor/Foremen Subcontractor	Weekly Environmental Inspection Checklist	08/08-11/10	N.A.
9		yes	Moveable barriers considered for Aqua City construction during - Site Clearance, Demolition, Slopeworks, Site Formation & Excavation, Piling Works and Superstructure Construction where calculated noise levels exceed limits	Superintendent/ Supervisor/Foremen Subcontractor	Weekly Environmental Inspection Checklist	08/08-11/10	N.A.

Environmental Mitigation Implementation Schedule - Water

ID No	Environmental Aspect (not required for actions specifically recommended in Environmental Impact Assessment)	Specifically Recommended in Environmental Impact Assessment?	Actions Required These actions can be amended if necessary to suit particular needs unless they are in response to a specified legal requirements	Action party(s)	Additional Control/monitoring and measurement procedures/ methods (if necessary)	Scheduled months	Status
1		Yes	Before commencing any site formation work, all sewer and drainage connections should be sealed to prevent debris, soil, sand etc. from entering public sewers/drains.	Superintendent/ Supervisor/Foremen Subcontractor	Weekly Environmental Inspection Checklist	08/08 to 09/08	OK
2		Yes	Temporary ditches should be provided to facilitate run-off discharge into appropriate watercourses, via appropriately sized/ designed silt retention pond or similar structure. No site run-off should enter artificial ponds. Cut-off ditches should be provided for all major site clearance/ excavation works where soils would be exposed so that instances of uncontrolled run-off from exposed areas would be minimized. As well as channels, earth/ concrete bunds and/ or sand bags, as appropriate, should be deployed to direct surface run-off towards channels. Catchpits and perimeter channels should be constructed in advance of relevant site formation works.	Superintendent/ Supervisor/Foremen Subcontractor	Weekly Environmental Inspection Checklist	08/08 to 11/10	OK
3		Yes	Boundaries of earthworks should be marked and surrounded by dykes or embankments for flood protection, as necessary.	Superintendent/ Supervisor/Foremen land surveyor		08/08 to 11/10	OK
4		Yes	Sand/silt removal facilities such as sand/silt traps and sediment basins should be provided to remove sand/silt particles from runoff to meet the requirements of the Technical Memorandum standard under the Water Pollution Control Ordinance. The design of silt removal facilities should be based on the guidelines provided in ProPECC PN 1/94. All drainage facilities and erosion and sediment control structures should be inspected monthly and maintained to ensure proper and efficient operation at all times and particularly during rainstorms.	Superintendent/ Supervisor/Foremen project environmental co-ordinator	Weekly Environmental Inspection Checklist	08/08 to 11/10	OK
5		Yes	Silt removal facilities, channels and manholes should be maintained and the deposited silt and grit should be regularly removed, at the onset of and after each rainstorm to ensure that these facilities are functioning properly at all times.	Superintendent/ Supervisor/Foremen Subcontractor	Weekly Environmental Inspection Checklist	08/08 to 11/10	OK
6		Yes	Exposed soil surfaces should be covered,	Superintendent/ Supervisor/Foremen Subcontractor	Weekly Environmental Inspection Checklist	08/08 to 11/10	OK
7		Yes	Water pumped out from foundation excavations should be discharged into silt removal facilities.	Superintendent/ Supervisor/Foremen Subcontractor	Weekly Environmental Inspection Checklist	08/08 to 11/10	OK

Environmental Mitigation Implementation Schedule - Water

ID No	Environmental Aspect (not required for actions specifically recommended in Environmental Impact Assessment)	Specifically Recommended in Environmental Impact Assessment?	Actions Required These actions can be amended if necessary to suit particular needs unless they are in response to a specified legal requirements	Action party(s)	Additional Control/monitoring and measurement procedures/ methods (if necessary)	Scheduled months	Status
8		Yes	If excavation cannot be avoided during rainy seasons, temporarily exposed slope/soil surfaces should be covered by a tarpaulin or other means, as far as practicable, and temporary access roads should be protected by crushed stone or gravel, as excavation proceeds. Intercepting channels should be provided (e.g. along the crest/ edge of the excavation) to prevent storm runoff from washing across exposed soil surfaces. Arrangements should always be in place to ensure that adequate surface protection measures can be safely carried out well before the arrival of a rainstorm. Other measures that need to be implemented before, during and after rainstorms are summarized in ProPECC PN 1/94.	Superintendent/ Supervisor/Foremen project environmental co-ordinator Subcontractor	Weekly Environmental Inspection Checklist	08/08 to 11/10	N.A.
9		Yes	Exposed soil areas should be minimized to reduce potential for increased siltation and contamination of runoff.	Superintendent/ Supervisor/Foremen Subcontractor	Weekly Environmental Inspection Checklist	08/08 to 11/10	OK
10		Yes	Earthwork final surfaces should be well compacted and subsequent permanent work or surface protection should be immediately performed. Appropriate intercepting channels should be provided where necessary. Rainwater pumped out from trenches or excavations should be directed to silt removal facilities before discharge.	Superintendent/ Supervisor/Foremen Subcontractor	Weekly Environmental Inspection Checklist	08/08 to 11/10	OK
11		Yes	Open stockpiles of construction materials or construction wastes on-site of more than 50m ³ should be covered with tarpaulin or similar fabric during rainstorms	Superintendent/ Supervisor/Foremen Subcontractor		08/08 to 11/10	OK
12		Yes	Debris and refuse generated on-site should be collected, handled and disposed of properly to avoid entering any nearby water bodies and public drainage system. Stockpiles of cement and other construction materials should be kept covered when not being used.	Superintendent/ Supervisor/Foremen Subcontractor	Weekly Environmental Inspection Checklist	08/08 to 11/10	OK
13		Yes	Temporary sanitary facilities, such as portable chemical toilets, should be employed on-site where necessary to handle sewage from the workforce. A licensed contractor would be responsible for appropriate disposal of waste matter and maintenance of these facilities.	Superintendent/ Supervisor/Foremen project environmental co-ordinator Subcontractor	Weekly Environmental Inspection Checklist	08/08 to 11/10	OK

Environmental Mitigation Implementation Schedule - Ecological Resources

ID No	Environmental Aspect (not required for actions specifically recommended in Environmental Impact Assessment)	Specifically Recommended in Environmental Impact Assessment?	Actions Required These actions can be amended if necessary to suit particular needs unless they are in response to a specified legal requirements	Action party(s)	Additional Control/monitoring and measurement procedures/ methods (if necessary)	Scheduled months	Status
1		Yes	All excavation works carried out close to water bodies shall be carefully controlled to avoid runoff entering watercourses, especially during periods of heavy rain.	Superintendent/ Supervisor/Foremen Subcontractor	Weekly Environmental Inspection Checklist	08/08-11/10	N.A.
2		Yes	Site runoff shall be directed towards regularly cleaned and maintained silt traps and where appropriate, oil/grease separators to minimise risk of sedimentation and pollution.	Superintendent/ Supervisor/Foremen Subcontractor	Weekly Environmental Inspection Checklist	08/08-11/10	OK
3		Yes	Suitable size / capacity silt traps and oil/grease interceptors shall be used.	Superintendent/ Supervisor/Foremen Subcontractor	Weekly Environmental Inspection Checklist	08/08-11/10	N.A.
4		Yes	Coral monitoring shall be implemented (by others)	Project Environmental Coordinator		08/08-11/10	N.A.
5		Yes	Noise mitigation measures including the use of quiet excavation methods, quiet construction plant and temporary noise barriers shall be implemented to minimise disturbance to habitats adjacent to the works areas	Superintendent/ Supervisor/Foremen Project Environmental Coordinator/ Engineer Subcontractor	Weekly Environmental Inspection Checklist	08/08-11/10	OK
6		Yes	Vegetation survey and subsequent transplantation of locally uncommon or restricted species (i.e. Long Tentacle Orchid, Sword-leaved Orchid, Green-flowered Rattlesnake-Plantain, Cycad-fern Balloon Flower and Chinese Lily) shall be carried out to determine the feasibility and suitability of individual plants for transplantation to protect plant species of conservation interest	Project Environmental Coordinator/ Engineer		08/08-11/10	OK
7		Yes	Receptor sites shall be identified.	Superintendent/ Supervisor/Foremen Project Environmental Coordinator		08/08-11/10	OK
8		Yes	Transplantation shall be supervised by a suitably qualified botanist/ horticulturist to protect plant species of conservation interest	Project Environmental Coordinator		08/08-11/10	OK
9		Yes	A detailed transplantation methodology shall be formulated during the detailed design stage based on the information collected during the detailed vegetation survey to protect plant species of conservation interest				N.A.

Environmental Mitigation Implementation Schedule - Ecological Resources

ID No	Environmental Aspect (not required for actions specifically recommended in Environmental Impact Assessment)	Specifically Recommended in Environmental Impact Assessment?	Actions Required These actions can be amended if necessary to suit particular needs unless they are in response to a specified legal requirements	Action party(s)	Additional Control/monitoring and measurement procedures/ methods (if necessary)	Scheduled months	Status
10		Yes	Equipment or stockpile shall only be in designated works areas wherever practicable.	Superintendent/ Supervisor/Foremen		08/08-11/10	OK
11		Yes	Access routes shall be selected as far as practicable on existing disturbed land.	Superintendent/ Supervisor/Foremen Project Environmental Coordinator Subcontractor		08/08-11/10	N.A.
12		Yes	Construction activities shall be restricted to designated works areas.	Superintendent/ Supervisor/Foremen	Weekly Environmental Inspection Checklist	08/08-11/10	OK
13		Yes	The works areas shall be reinstated immediately after completion of works.	Superintendent/ Supervisor/Foremen Subcontractor		08/08-11/10	OK
14		Yes	Waste skips shall be provided to collect general refuse and construction wastes.	Superintendent/ Supervisor/Foremen Project Environmental Coordinator	Weekly Environmental Inspection Checklist	08/08-11/10	OK
15		Yes	The wastes shall be disposed of timely and properly off-site.	Superintendent/ Supervisor/Foremen Subcontractor	Weekly Environmental Inspection Checklist	08/08-11/10	OK
16		Yes	Drainage arrangements shall include sediment traps to collect and control construction run-off	Superintendent/ Supervisor/Foremen Engineer	Weekly Environmental Inspection Checklist	08/08-11/10	OK
17		Yes	Open burning on works sites is illegal, and shall be strictly enforced.	Superintendent/ Supervisor/Foremen Subcontractor	Weekly Environmental Inspection Checklist	08/08-11/10	OK

Environmental Mitigation Implementation Schedule - Archaeological and Historical Resources

ID No	Environmental Aspect (not required for actions specifically recommended in Environmental Impact Assessment)	Specifically Recommended in Environmental Impact Assessment?	Actions Required These actions can be amended if necessary to suit particular needs unless they are in response to a specified legal requirements	Action party(s)	Additional Control/monitoring and measurement procedures/ methods (if necessary)	Scheduled months	Status
1		Yes	If any works are planned within one metre of the grave, a one metre buffer zone will be provided around the grave, demarcated by a temporary fence.	Superintendent/ Supervisor/Foremen		08/08-11/10	N.A.

Environmental Mitigation Implementation Schedule - Waste Management

ID No	Environmental Aspect (not required for actions specifically recommended in Environmental Impact Assessment)	Specifically Recommended in Environmental Impact Assessment?	Actions Required These actions can be amended if necessary to suit particular needs unless they are in response to a specified legal requirements	Action party(s)	Additional Control/monitoring and measurement procedures/ methods (if necessary)	Scheduled months	Status
1		Yes	Nomination of an approved person, such as a site manager, to be responsible for good site practices, arrangements for collection and effective disposal to an appropriate facility, of all wastes generated at the site (Good site practices)	Superintendent/ project environmental coordinator		08/08-11/10	OK
2		Yes	Training of site personnel in proper waste management and chemical handling procedures	project environmental coordinator		08/08-11/10	OK
3		Yes	Provision of sufficient waste disposal points and regular collection of waste	Site supervisor	Weekly Environmental Inspection Checklist	08/08-11/10	OK
4		Yes	Appropriate measures to minimise windblown litter and dust during transportation of waste by either covering trucks or by transporting wastes in enclosed containers	Superintendent/ Supervisor/Foremen Subcontractor	Weekly Environmental Inspection Checklist	08/08-11/10	OK
5		Yes	Regular cleaning and maintenance programme for drainage systems, sumps and oil interceptors.	project environmental coordinator	EMP	08/08-11/10	OK
6		Yes	Waste reduction measures: Sort C&D waste from demolition and decommissioning of the existing facilities to recover recyclable portions such as metals	Superintendent/ Supervisor/Foremen project environmental coordinator Subcontractor	Weekly Environmental Inspection Checklist	08/08-11/10	OK
7		Yes	Segregation and storage of different types of waste in different containers, skips or stockpiles to enhance reuse or recycling of materials and their proper disposal	Superintendent/ Supervisor/Foremen Subcontractor	Weekly Environmental Inspection Checklist	08/08-11/10	OK
8		Yes	Encourage collection of aluminium cans by providing separate labelled bins to enable this waste to be segregated from other general refuse generated by the work force	Superintendent/ Supervisor/Foremen project environmental coordinator Subcontractor		08/08-11/10	OK
9		Yes	Proper storage and site practices to minimise the potential for damage or contamination of construction materials	Superintendent/ Supervisor/Foremen Subcontractor	Weekly Environmental Inspection Checklist	08/08-11/10	OK
10		Yes	Plan and stock construction materials carefully to minimise amount of waste generated and avoid unnecessary generation of waste.	Superintendent/ Supervisor/Foremen Subcontractor		08/08-11/10	OK

Environmental Mitigation Implementation Schedule - Waste Management

ID No	Environmental Aspect (not required for actions specifically recommended in Environmental Impact Assessment)	Specifically Recommended in Environmental Impact Assessment?	Actions Required These actions can be amended if necessary to suit particular needs unless they are in response to a specified legal requirements	Action party(s)	Additional Control/monitoring and measurement procedures/ methods (if necessary)	Scheduled months	Status
11		Yes	General refuse should be stored in enclosed bins or compaction units separate from C&D material. A reputable waste collector should be employed by the contractor to remove general refuse from the site, separately from C&D material. Preferably an enclosed and covered area should be provided to reduce the occurrence of 'wind blown' light material	Superintendent/ Supervisor/Foremen project environmental coordinator Subcontractor		08/08-11/10	OK
12		Yes	In order to minimise impacts resulting from collection and transportation of C&D material for off-site disposal, the excavated materials arising from site formation should be reused on-site as backfilling material and for landscaping works as far as practicable. In addition, volcanic rock generated from the tunnelling works should be subject to beneficial re-use. Other mitigation requirements are listed below: - A Waste Management Plan should be prepared - A recording system for the amount of wastes generated, recycled and disposed (including the disposal sites) should be used - In order to monitor the disposal of C&D and solid wastes at public filling facilities and landfills, and to control fly-tipping, trip ticket systems will be adopted.	Engineer project environmental coordinator	Weekly Environmental Inspection Checklist	08/08-11/10	OK
13		Yes	Chemical waste: Contractor would be required to register with the EPD as a chemical waste producer and to follow the guidelines stated in the <i>Code of Practice on the Packaging, Labelling and Storage of Chemical Wastes</i> .	project environmental coordinator	Weekly Environmental Inspection Checklist	08/08-11/10	OK
14		Yes	Chemical waste: Good quality containers compatible with the chemical wastes should be used, and incompatible chemicals should be stored separately. Appropriate labels should be securely attached on each chemical waste container indicating the corresponding chemical characteristics of the waste, such as explosive, flammable, oxidizing, irritant, toxic, harmful, corrosive, etc.	Superintendent/ Supervisor/Foremen Subcontractor	Weekly Environmental Inspection Checklist	08/08-11/10	OK
15		Yes	Chemical waste: The Contractor shall use a licensed collector to transport and dispose of the chemical wastes, either to the approved Chemical Waste Treatment Centre, or another licensed facility, in accordance with the Waste Disposal (Chemical Waste) (General) Regulation	Superintendent/ Supervisor/Foremen		08/08-11/10	OK

**Ocean Park Redevelopment Project
Contract No. CI07 – Entry Plaza, Aqua City and Grand Aquarium
Monthly EM&A Report – January 2009**

Appendix E – Event and Action Plans

Ocean Park Redevelopment Project
Contract No. CI07 – Entry Plaza, Aqua City and Grand Aquarium
Monthly EM&A Report – January 2009

Appendix E – Event and Action Plan for Construction Noise

Event	Action		
	Contractor's ET	Contractor	Project Manager (PM)
Action Level	<ol style="list-style-type: none"> 1. Identify source 2. Notify Contractor and PM 3. Conduct additional noise monitoring to investigate the causes, if necessary 4. Report the investigation results to Contractor and PM 5. Discuss with Contractor for their formulation of remedial measures if the exceedance is related to construction works 6. Conduct additional monitoring to check mitigation effectiveness, if necessary 	<ol style="list-style-type: none"> 1. Take immediate action to avoid further exceedance 2. Submit noise mitigation proposals to Contractor's ET and PM 3. Implement noise mitigation proposals 	<ol style="list-style-type: none"> 1. Confirm receipt of notification of failure in writing 2. Notify Contractor 3. Require Contractor to propose remedial measures for the analysed noise problem 4. Ensure remedial measures are properly implemented
Limit Level	<ol style="list-style-type: none"> 1. Identify source 2. Notify Contractor and PM 3. Conduct additional noise monitoring and analyse Contractor's working procedures to determine possible cause of exceedance, if necessary 4. Provide interim report to Contractor and PM on the causes and proposed action to be taken for the exceedances if exceedance is related to construction works 5. Assess effectiveness by additional monitoring and report Contractor and PM, if necessary 6. If exceedance stops, cease additional monitoring, if any 	<ol style="list-style-type: none"> 1. Take immediate action to avoid further exceedance 2. Submit proposals for remedial actions to Contractor's ET, and Pm within 3 working days of notification 3. Implement the agreed proposals 4. Resubmit proposals if problem still not under control 5. Stop the relevant portion of works as determined by the PM until the exceedance is abated 	<ol style="list-style-type: none"> 1. Confirm receipt of notification of failure in writing 2. Notify Contractor 3. Require Contractor to propose remedial measures for the analysed noise problem 4. Ensure remedial measures are properly implemented 5. If exceedance continues, consider what portion of the work is responsible and instruct the Contractor to stop that portion of work until the exceedance is abated

Ocean Park Redevelopment Project
Contract No. CI07 – Entry Plaza, Aqua City and Grand Aquarium
Monthly EM&A Report – January 2009

Appendix E – Event and Action Plan for Air Quality

Event	Action		
	Contractor's ET	Contractor	Project Manager (PM)
Action Level	<ol style="list-style-type: none"> 1. Identify source 2. Notify Contractor and PM 3. Conduct additional monitoring to investigate the causes, if necessary 4. Report the investigation results and if exceedance to Contractor and PM 	<ol style="list-style-type: none"> 1. Take immediate action to avoid further exceedance and rectify any unacceptable practice. 2. Submit air mitigation proposal and PM for agreement if Contractor's ET indicated that exceedance is related to the construction works 3. Implement agreed proposal within a time scale agreed with PM 	<ol style="list-style-type: none"> 1. Confirm receipt of notification of failure in writing 2. Notify Contractor 3. Require Contractor to submit air mitigation proposal 4. Ensure remedial measures are properly implemented
Limit Level	<ol style="list-style-type: none"> 1. Identify source 2. Notify Contractor and PM 3. Conduct additional monitoring and investigate the causes, if necessary 	<ol style="list-style-type: none"> 1. Take immediate action to avoid further exceedance and rectify any unacceptable practice 2. In consultation with the PM, submit air mitigation proposal to PM for agreement within 3 working days of notification if Contractor's ET indicated that exceedances are related to construction works 3. Implement agreed proposal within a time scale agreed with PM 4. Amend working methods if appropriate. 	<ol style="list-style-type: none"> 1. Confirm receipt of notification of failure in writing 2. Notify Contractor 3. Require Contractor to submit air mitigation proposal 4. Ensure remedial measures are properly implemented

Appendix F – Tentative Work Programme

CONTRACT C107 - Entry Plaza, Aqua City & Grand Aquarium
Outline Programme
Updated to: 01-Sep-2008

[illegible]