



# Ocean Park Master Redevelopment Project

Monthly Environmental Monitoring & Audit  
Report – April 2011



## **Ocean Park Master Redevelopment Project**

**EP-249/2006/A – Condition 3.4**

**Monthly EM&A Report – April 2011**

Certified by  on 25 May 11  
Lindsay Pickles (ETL)

Verified by Independent Environmental Checker on 25 May 11  
IEC Certificate attached in the submission? Yes



Ocean Park Master Redevelopment Project

Environmental Permit No. EP-249/2006/B - Condition 3.4

Monthly EM&A Report – April 2011

Submitted by Ocean Park Corporation on 25-05-2011

This is to verify that

Monthly EM&A Report – April 2011

Submitted by Ocean Park Corporation

On 25-05-2011

Has been verified by the undersigned.

Signed



Dr Anne F Kerr  
Independent Environmental Checker (IEC)  
Retained by Ocean Park Corporation  
pursuant to Environmental Permit No. EP-249/2006/B

Date

25 May 2011



## **Table of Content**

### **Part 1 Project Overview**

#### **Executive Summary**

<b>1.</b>	<b>Introduction .....</b>	<b>3</b>
<b>2.</b>	<b>Project Organisation.....</b>	<b>4</b>
<b>3.</b>	<b>Construction Works Undertaken during the Reporting Month.....</b>	<b>4</b>
<b>4.</b>	<b>Permits and License Status .....</b>	<b>5</b>
4.1	ENVIRONMENTAL PERMIT .....	5
4.2	CNP.....	6
4.3	OTHER PERMITS & LICENSES.....	6
<b>5.</b>	<b>EP Submissions Status.....</b>	<b>7</b>
<b>6.</b>	<b>Materials Management .....</b>	<b>8</b>
<b>7.</b>	<b>Environmental Monitoring and Results.....</b>	<b>8</b>
7.1	MONITORING REQUIREMENTS .....	8
7.1.1.	CONSTRUCTION MONITORING.....	8
7.2.	MONITORING RESULTS.....	10
7.2.1.	CONSTRUCTION MONITORING RESULTS .....	10
7.2.2.	OPERATIONAL STAGE MONITORING FOR OCEAN PARK SYMBIO SHOW.....	10
<b>8.</b>	<b>Site Audit .....</b>	<b>11</b>
8.1	IEC SITE AUDIT .....	11
8.2	NON- COMPLIANCE.....	12
<b>9.</b>	<b>Implementation status of Environmental Mitigation Measures .....</b>	<b>12</b>
<b>10.</b>	<b>Summary of Complaint, Summon or Prosecution .....</b>	<b>12</b>
<b>11.</b>	<b>Future Issues.....</b>	<b>12</b>
<b>12.</b>	<b>Conclusion and Recommendation.....</b>	<b>13</b>
12.1	CONCLUSION .....	13
12.2	RECOMMENDATION .....	13

### **Appendix A IEC's Site Inspection Records**

<b>Part 2</b>	<b>CS-02 EM&amp;A Monthly Report</b>
<b>Part 3</b>	<b>CS-03 EM&amp;A Monthly Report</b>
<b>Part 4</b>	<b>Ocean Park Symbio Show</b>
	<b>2<sup>nd</sup> Monthly Monitoring Report</b>



## **Part 1            Project Overview**

### **Executive Summary**

This is the combined monthly EM&A Report for Ocean Park Master Redevelopment Project, which includes CS02 "Rainforest" under Part 2, and CS03 "Thrill Mountain and Polar Adventure" under Part 3. This report presents the results of EM&A works conducted in the reporting month of April 2011 (from 26 March 2011 to 25 April 2011) for construction works and in the reporting month of March (27 February 2011 to 26 March 2011) for Operational Monitoring.

Construction works at the Entry Plaza, Aqua City and Grand Aquarium under CI07 have been completed in January 2011 and, as advised to EPD on 1 April (PD/PW/GOV/151/006107), no further construction monitoring will be undertaken.

The contracts at the Summit, CS02 for the Rainforest and CS03 for the Thrill Mountain and Polar Adventure are still underway. However, other than ongoing Coral Survey, there will be no construction monitoring undertaken. The audits will continue to be carried out by the Contractors ET and OPC's ET and verified by the IEC.

Environmental monitoring for the Park's Operations has commenced upon the opening of Aqua City and with the commencement of the Symbio Show on 27 January 2011. The 2<sup>nd</sup> Air Quality and Noise Monitoring Report for the Ocean Park Symbio Show is included in this report under Part 4.

No complaint, non-compliance from IEC, summons or prosecution related to environmental issues was made against the Ocean Park Master Redevelopment Project in the reporting period of April 2011.



## 1. Introduction

The "Master Redevelopment Project of Ocean Park" (hereinafter known as the "Project") is implemented by the Ocean Park Corporation at its existing site of Ocean Park and Nam Long Shan, Aberdeen. The Project involves both reconstruction/modification of existing facilities and expansion of the Park under Environmental Permit, EP-249/2006/B.

The construction works of the project consists of various contracts. Details of the contracts, which are required to perform the EM&A programme, are shown below.

Contract No.	Contract Title	Contractor	Construction Commencement
CI-05	Site Formation, Funicular Tunnel and Miscellaneous Works	Dragages-Bouygues JV	12 March 2007 and Construction phase has ceased in early June 2009
CS-01	Back of House for Marine Mammal Veterinary Hospital	Kaden – ATAL JV	26 March 2007 and Construction phase has ceased in mid-October 2008
CW-02	Astounding Asia	W. Hing Construction Co. Ltd.	1 August 2007 and Construction phase has ceased in mid-February 2010
CI-07	Entry Plaza, Aqua City and Grand Aquarium	Leighton Contractors (Asia) Ltd.	15 August 2008 and Construction Phase has ceased in January 2011
CS-02	Rainforest	W. Hing Construction Co. Ltd.	11 May 2009
CS-03	Thrill Mountain and Polar Adventure	Kaden – ATAL JV	2 November 2009

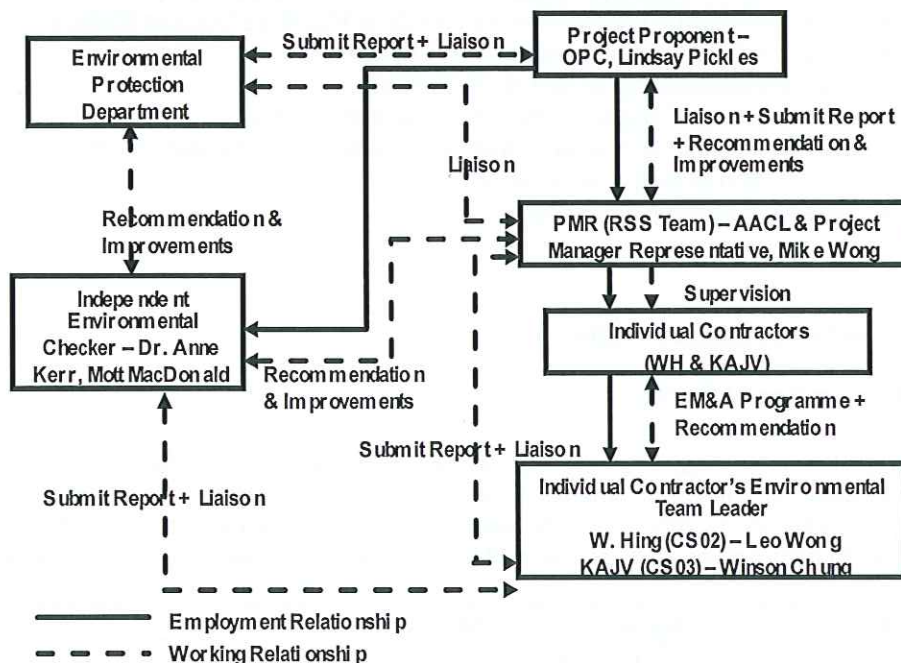
The Contractors conduct environmental audits during the construction stage and produce contract specific monthly EM&A reports. This is the combined monthly EM&A Report including the IEC audit findings, CS02 and CS03 Monthly EM&A Report, and the Operational Monitoring Report for the Ocean Park Symbio Show.

This report presents the results of EM&A works conducted in the reporting month of April 2011 (from 26 March 2011 to 25 April 2011) for construction works and in the reporting month of March 2011 (27 February 2011 to 26 March 2011) for operational monitoring.

## 2. Project Organisation

The structure of the environmental management team is shown in below figure.

**Figure 1.1 Management Organization**



## 3. Construction Works Undertaken during the Reporting Month

In the reporting month, the construction activities are summarised as follows.

### CI-05

- Construction phase has ceased in early June 2009.

### CS-01

- Construction phase has ceased in mid-October 2008.

### CW-02

- Construction phase has ceased in mid-February 2010.

### CI-07

- Construction phase has ceased in January 2011.

### CS-02

- Fit-out works for Retail Shops, Cladding for Ancillary Building. Paving Works, Road Works and Finishing Works.
- E&M Equipment Testing and Commissioning.

### **CS-03**

- Construction of queue area and pools at North Pole;
- Construction of Tuxedos Restaurant at South Pole;
- Construction of Pools inside North Pole;
- Apply waterproofing membrane and carry out water test for roof of North Pole;
- Construction of Bobsled Station superstructure and installation of rides;
- Construction Footing and superstructure for Thrill Mountain;
- Erection of structure steel works for ride at Floorless Coaster Station;
- Carry out wall finishing works for PA Building;
- Apply waterproofing at roof of PA Building;
- Construction of Superstructure for Floorless Coaster;
- Construction of Drainage system and Water main for External Works;
- Installation of theme works and
- Disposal Existing Stockpile.

## **4. Permits and License Status**

### **4.1 Environmental Permit**

The Environmental Impact Assessment (EIA) Report of the Project has been approved by the Environmental Protection Department (EPD) (Register No.: AEIAR-101/2006) on 12 July 2006. Subsequently, EPD issued Environmental Permit (EP) for the construction and operation of the project. Table below is a full list of the EPs.

<b>EP No.</b>	<b>Issue Date</b>	<b>Key Variation</b>
EP-249/2006	28 July 2006	First EP
EP-249/2006/A	25 September 2006	<ul style="list-style-type: none"> <li>• Enhance the roosting habitat for freshwater birds by enlarging Pond 35 and its surrounds with a total area of no less than 120 squares meters and no construction works and discharge from construction sites shall be allowed within Pond 35 after enhancement.</li> <li>• Filling of Pond 37 at the Lowland Area.</li> <li>• Submission of the as-built drawings showing the enhancement works of Pond 35.</li> </ul>
EP-249/2006B	3 November 2010	<ul style="list-style-type: none"> <li>• Total sound power level of all loudspeaker clusters shall not exceed 109 db(A) and the sound pressure level at 9m away from each loudspeaker cluster shall not exceed 75 db(A).</li> <li>• Submit noise review study</li> <li>• Submit detail design of night time functional and thematic lighting</li> <li>• Trial pyrotechnical special effects materials display and submit air quality sampling plan</li> </ul>



#### 4.2 CNP

Table below shows a list of CNP within the reporting month.

Permit No.	Starting Date	Expired Date	Validity	Location	Contract No.	Status
<b>CS-02 (W. Hing)</b>						
GW-RS1042-10	09-Dec-10	3-Jun-11	Notice of Issue of Construction Noise Permit Pursuant to Section 8(6) of the Noise Control Ordinance		CS02	Valid
<b>CS-03 (KAJV)</b>						
GW-RS0036-11	1-Feb-11	31-Jul-11	Various	Top of Nam Long Shan Road	CS03	Valid
GW-RS0932-10	1-Dec-10	31-May-11	Various	Top of Nam Long Shan Road	CS03	Valid
GW-RS0933-10	23 Nov 10	09-May-11	Various	Shun Wan Road	CS03	Valid

#### 4.3 Other Permits & Licenses

Tables below show lists of other permits & license for individual contracts.

##### CS-02

SC 02

Permit/Ref/No	Valid Period		Section	Status
Notification of Construction Work under APCO				
305349	N/A	N/A	Rainforest	Notified
Water Discharge License				
WT00004136-2009	19-Jun-09	30-Jun-14	Rainforest	Valid
Registration as Chemical Waste Producer				
WPN5214-176-W1150-03	13-May-09	N/A	Rainforest	Registered
Construction Waste Disposal Billing Account with EPD				
WFG07578	N/A	N/A	Rainforest	Issued

##### CS-03

Permit/Ref/No	Valid Period		Section	Status
Notification of Construction Work under APCO				
311433	N/A	N/A	Thrill Mountain and Polar Adventure	Valid
Water Discharge License				
WT00005926-2010	12-Feb-10	28-Feb-15	Thrill Mountain and Polar Adventure	Valid
Registration as Chemical Waste Producer				
WPN5213-176-K2880-02	25-Nov-09	N/A	Thrill Mountain and Polar Adventure	Registered
Construction Waste Disposal Billing Account with EPD				
7009695	N/A	N/A	Thrill Mountain and Polar Adventure	Issued

## 5. EP Submissions Status

Environmental submissions to EPD since the commencement of construction works at Ocean Park, i.e. from 12 March 2007 to 25 April 2011 are as below.

Contract	Submissions
CI-05	<ul style="list-style-type: none"> <li>• Notification of Commencement Date</li> <li>• Management Organisation Chart</li> <li>• Construction Programme</li> <li>• Drainage Proposal</li> <li>• Silt Curtain Proposal</li> <li>• Waste Management Plan</li> <li>• Baseline Air Quality and Noise Monitoring Report</li> <li>• Transplantation Proposal for Uncommon Species</li> <li>• Baseline Coral Survey Report</li> <li>• As-built Drawings of Pond 35</li> <li>• Detailed Compensatory Planting As-built Drawing</li> </ul>
CS02 and CS03	<ul style="list-style-type: none"> <li>• Combined Monthly EM&amp;A Report (March 2011)</li> </ul>
City Bus Limited	<ul style="list-style-type: none"> <li>• Written Notice on Completion of TPH Contaminated Soil Disposal</li> <li>• Written Notice on Completion of Solidification Treatment of Heavy Metals Contaminated</li> <li>• As-built Remediation Plan</li> </ul>
Hong Kong School of Motoring Ltd.	<ul style="list-style-type: none"> <li>• Confirmation Letter to confirm that Land Contamination remediation Works within HKSM has been completed</li> </ul>
Environmental Permit Conditions	<ul style="list-style-type: none"> <li>• Noise Review Study Report</li> <li>• Glare impact Assessment report</li> <li>• Air Quality Sampling Plan</li> </ul>

## 6. Materials Management

Section 6.17 in the EIA report specified the disposal of materials to the public fill reception facilities should be considered as last resorts with the preferred approach to reuse the material within the project and/or other projects.

The amounts of different types of materials generated by the activities of the Project in the month are shown in following table. The total materials quantities of the project showed that the reuse of materials was maximized and the disposal to the public filling facilities was minimized. Mitigation measures under the Waste Management Plan (WMP) revision D have been implemented during the reporting period.

Materials Type	Disposal Locations	CS-02	CS-03	Total
C&D Waste	SENT	35.85 tonnes	195.00 Tonnes	230.85 tonnes
	TKOSF	--	--	0.00 Tonnes
	TMSF	--	--	0.00 tonne
C&D Material	CWPFBP	70.50 tonnes	5,527.00 tonnes	5,597.50 tonnes
	TKOFB	--	--	0.00 tonne
Chemical Waste	Collected by licensed collector	--	400 litres	400 litres
General Waste	Collected by licensed collector	--	--	0.00 tonne

## 7. Environmental Monitoring and Results

### 7.1 Monitoring Requirements

Under EP-249/2006/B condition 3.2, impact environmental monitoring including sampling, measurements and necessary remedial action should be conducted in accordance with the requirements of the EM&A Manual, which has been updated to include operational monitoring of the Ocean Park Symbio Show.

#### 7.1.1 Construction Monitoring

Construction works at the Entry Plaza, Aqua City and Grand Aquarium under CI07 have been completed in January 2011 and, as advised to EPD on 1 April 2011 (PD/PW/GOV/151/006107), no further construction monitoring will be undertaken.

The contracts at the Summit, CS02 for the Rainforest and CS03 for the Thrill Mountain and Polar Adventure are still underway. However, other than ongoing Coral Survey, no construction monitoring will be undertaken for those works, only auditing works. The audits will continue to be carried out by the Contractors ET and OPC's ET and verified by the IEC.

#### Terrestrial Ecology

Monitoring of the health and condition of the transplanted plant species of conservation interest should be conducted at least once a month during the first 12 month after transplantation. Proposed monitoring location would be next to the Contract CI-05 site office.



### Coral

The locations of the coral monitoring stations are presented in the table below and as shown in the figure 2.1 of the Coral Survey Report (Part 4 of this report).

Coral Impact Monitoring Stations	Identity/Description
Site 1	Seaside near the Lowland
Site 2 to Site 5	Around Headland
Control Station	Between Near Round Island and Chung Hom Kok

### Ocean Park Symbio Show

Operational Stage Monitoring for Ocean Park Symbio Show for Environmental Monitoring for the Symbio Show commenced on the 27 January 2011.

Air Quality monitoring was conducted at the agreed designated air quality monitoring station (AQMS) located at the rooftop of the Administrative Building in Ocean Park as presented in the Table below.

AQMS ID	Location	Sampling Height (m above ground)
AM1	Rooftop of Administrative Building (Former Staff Quarters) in Ocean Park)	10

One 24-hr average RSP sample was collected on each scheduled day for monitoring by a High Volume Sampler (HVS) following the USEPA method, EPA IO-2.1. Calibration of the equipment has followed the requirements set out in EPA IO-2.1.

Noise monitoring was conducted at five designated noise monitoring locations in accordance with the approved EM&A Manual. Alternative noise monitoring had been proposed because of accessibility problem, as set out in the Table below.

Monitoring Noise Monitoring Stations	Description	Location	With or without Façade Correction
AON1	Open Area adjacent to Police Training School	1.2m above street level	Without façade correction
AON2	Old canteen building, Ocean Park	1.2m above street level	With façade correction
AON3	Orchid Valley	1.2m above street level near the entrance gate	Without façade correction
AON4	Manly Villa	1.2m above street level near the entrance	With façade correction
AON5	Hau Yuen	1.2m above street level outside boundary wall	With façade correction

Six consecutive measurements of LAeq, 5 min reading were carried out to calculate the LAeq, 30 min noise level during the Lagoon Show.

Six consecutive measurements of LAeq, 5 min reading were carried out to calculate the LAeq, 30 min noise level before the lagoon night show, ie during daily operation of the Ocean Park without the Lagoon Show.

Three consecutive measurements of LAeq, 5 min reading were carried out to calculate the LAeq, 15 min noise level after the lagoon night show, ie without operation of the Ocean Park to establish the background noise levels.

Any significant influencing factors on the measured noise levels were taken into account in accordance with standard acoustical principles and practices. The corrected noise level due to the lagoon night show and the operation of Ocean Park was computed based on the background noise level and measured noise level.

## 7.2 Monitoring Results

### 7.2.1 Construction Monitoring Results

#### Terrestrial Ecology

According to the requirement in the EM&A Manual, the monitoring of transplanted plants at the receptor has been completed in August 2008. No further monitoring is recommended and regular inspection would be carried out.

#### Coral

No coral monitoring survey was carried out in April 2011. The next coral monitoring survey will be carried out in May 2011.

### 7.2.2 Operational Stage Monitoring for Ocean Park Symbio Show

The report on the impact monitoring results for the open-air night show, which commenced on 27 January 2011, is provided at Part 4 of this report.

For Air Quality Monitoring, 24-hr average Respirable Suspended Particulates (RSP) monitoring was conducted at a designated monitoring station on the rooftop of the Administrative Building in OP (AM1) on 22 March 2011. All Monitored 24-hour average RSP concentrations measured at AM1 complied with the Action/Limit (A/L) Level. No exceedance of A/L Level is monitored during the reporting period.

Monitoring Location	Monitoring Date	24-hr RSP Concentration ( $\mu\text{gm}^{-3}$ )	Action/Limit Level ( $\mu\text{gm}^{-3}$ )
AM1 (Rooftop of Administrative Building (Old Staff Quarters in Ocean Park)	22 March 2011	44	180

Noise Monitoring results indicated that the background corrected Lagoon Night Show Noise Levels have complied with the Limit Levels at all monitoring stations during all monitoring dates.

The background corrected Daily Operational Noise Levels have complied with the Limit Levels at most of the monitoring stations during most of the monitoring dates. Noise exceedances were recorded at AON1 (Open Area adjacent to Police Training School) and AON5 (Hau Yuen) due to the noise from the bus terminus and high background noise from the visitors and traffic during public holidays as indicated in the summary below.

#### Summary of Daily Operational Noise Exceedance during this Reporting Period

Date	Noise Monitoring Station	Measured Noise Level, dB(A)		Daily Operational Noise Level (Background Corrected) <sup>(a)</sup> , Leq (30 min)	Limit Level, Leq (30 min) dB(A)
		Daily Operational Noise Level, Leq (30 min) dB(A)	Background Noise Level, Leq (15 min) dB(A)		
27 Feb 2011 (Public holiday)	AON1	67.9	67.0	63.9	60
	AON3	55.0	51.4	55.5	55
	AON5	58.4	55.1	55.6	55
6 Mar 2011 (Public holiday)	AON1	66.6	65.3	64.4	60
8 Mar 2011 (Weekday)	AON3	58.9	54.9	59.7	55
	AON5	60.3	58.2	56.3	55
13 Mar 2011 (Public holiday)	AON1	67.2	65.9	64.4	60
	AON3	56.1	51.2	57.4	55
20 Mar 2011 (Public holiday)	AON1	67.1	64.3	66.9	60
22 Mar 2011 (Weekday)	AON5	58.6	55.4	55.8	55

Note :

- (a) The Background corrected Noise Levels were either measured in front of a façade at AON2, AON4 and AON5 or with façade correction of 3dB(A) at AON1 and AON3.

## 8. Site Audit

### 8.1 IEC Site Audit

IEC conducted monthly site audit on CS02 and CS-03 on 26 April 2011. Audit checklists are attached in Appendix A of Part 1.

#### CS-02 Observations:

- Empty oil drum was placed on bare ground. Recommend to remove from site ASAP or placed in drip tray.



- Materials were banked around several trees. Recommend to be placed further away to avoid spillage of liquid eg. Paints to soil.

**CS-03 Observations:**

- Stagnant water was accumulated in the channel surrounding the site. Recommend to remove ASAP.
- An empty oil drum was placed on bare ground. Recommend to place in chemical waste storage area and dispose off-site ASAP.
- Some paint of the haul road was dry. Recommend to provide water spray more frequently.

**8.2 Non- Compliance**

No non-compliances were recorded in April 2011.

**9. Implementation status of Environmental Mitigation Measures**

Please see Part 2, Part 3 and Part 4 of the individual contractual reports for the details of the implementation of environmental mitigation measures.

**10. Summary of Complaint, Summon or Prosecution**

No complaint, summon or prosecution was recorded in the reporting month.

**11. Future Issues**

Key Issues to be considered in the coming month include:

**CI-05**

- Construction phase had ceased in early-June 2009.

**CS-01**

- Construction phase had ceased in mid-October 2008.

**CW-02**

- Construction phase had ceased in mid-February 2010.

**CI-07**

- Construction phase had ceased in January 2011.

**CS-02**

- Ensure stockpile materials to be covered by tarpaulin or other means;
- Ensure water spray on haul road to avoid dusty environment
- Remove waste more frequently.
- Ensure drip tray to be provided for oil drum

**CS-03**

- Remove waste more frequently.
- Ensure drip tray to be provided for oil drum
- Ensure water spray on haul road to avoid dusty environment.
- Ensure stockpile materials to be covered by tarpaulin or other means.

## **12. Conclusion and Recommendation**

### **12.1 Conclusion**

No non-compliance from IEC, complaint, summons or prosecution related to environmental issues was made against the Ocean Park Master Redevelopment Project in the reporting period of April 2011.

Daily operational noise and lagoon night show noise monitoring were carried out at five designated monitoring stations during this reporting period. Out of the 5 stations, noise exceedances were recorded at AON1 (Open Area adjacent to Police Training School) and AON3 (Orchid Valley) and AON5 (Hau Yuen) due to noise emanating from the bus terminus, high background noise from visitors and traffic during the public holidays, and the traffic noise from Shouson Hill Road

### **12.2 Recommendation**

According to the environmental audit performed in the reporting month, the following recommendations are made:

#### **Air Quality Impact**

- To prohibit any open burning on site.
- To regular maintain the machinery and vehicles on site.
- To implement dust suppression measures on dry surfaces.

#### **Noise Impact**

- To inspect the noise sources from inside and outside of the site.
- To space out noisy equipment and position as far away as possible from sensitive receivers.
- To have regular maintenance of vessels and equipment used.

#### **Water Quality Impact**

- To minimize water discharge runoff into nearby water body.
- To treat site surface runoffs and wastewater generated from various construction activities with wastewater treatment system (comprised of chemical coagulation, sedimentation and pH control)
- To review and implement temporary site drainage management plan.
- Silt removal facilities, channels, manholes and wastewater treatment system should be frequently cleaned the deposited silt and grit to maintain in proper condition.
- To review the adequacy of the desilting facilities' capacity.

#### **Waste/Chemical Management**

- To check for any accumulation of waste materials or rubbish on site.
- To avoid any discharge of chemical waste or oil directly from the site.
- To regularly and properly collect, store and dispose of all waste types, including floating refuses around the silt curtain.

### **Operational Stage Monitoring for Ocean Park Symbio Show**

Recommendation has been given to continue with noise monitoring at the same stations using the same frequency and approach during the second to the twelfth months of the operation of the open-air night show.

To satisfy potentials concerns over RSP concentrators, the number of monitoring stations will be increased to a total of 3 monitoring stations. Weekly monitoring will take place at the 2 additional monitoring stations for the 3<sup>rd</sup> month of the operation of the Symbio Show. If the monitored results are within the AQO, the frequency will be reduced to monthly for the remaining 11 months.



## **Appendix A**

### **Part 1 Independent Environmental Checker's Site Inspection Records**

**Ocean Park Master Redevelopment Project  
Contract P007  
Independent Environmental Checker**

**MONTHLY SITE INSPECTION CHECKLIST**

Inspection Date	26/04/2011	Time	14:00	Inspected By	EM: IEC: Florence Yuen Contractor: CS02: L. Wong CS03: W. Chung
Site Location	CS02 CS03				

**Weather**

Condition	<input type="checkbox"/> Sunny	<input type="checkbox"/> Fine	<input checked="" type="checkbox"/> Overcast	<input type="checkbox"/> Drizzle	<input type="checkbox"/> Rain	<input type="checkbox"/> Storm	<input type="checkbox"/> Hazy
Temperature	26 °C		Humidity	<input type="checkbox"/> High	<input type="checkbox"/> Moderate	<input type="checkbox"/> Low	
Wind	<input checked="" type="checkbox"/> Calm	<input type="checkbox"/> Light	<input type="checkbox"/> Breeze	<input type="checkbox"/> Strong	Direction <span style="border: 1px solid black; display: inline-block; width: 80px; height: 15px;"></span>		

		Close-out on last comments Y/N	N/A or not obs	Yes	No	Photo/Remarks
<b>Construction Noise</b>						
S2.18	Is a valid Construction Noise Permit (CNP) obtained for works during restricted hours?			✓		
S2.26	Good Site Practices:					
	• Are the operating plants well-maintained and serviced regularly?			✓		
	• Are silencers or mufflers utilized on construction equipment? Are they properly maintained?			✓		
	• Is the mobile plant sited far enough from NSRs?			✓		
	• Are intermittently used machines and plants shut down between work periods?			✓		
	• Is the plant known to emit noise strongly in one direction, if any, oriented to direct noise away from the NSRs?		✓			
	• Is the stockpile or other structures utilized effectively, wherever practicable, in screening noise from the works?		✓			
S2.27	Are suitable quiet plants adopted?			✓		
S2.28	Are movable barriers used for both movable PME and stationary PME?		✓			
S2.29	Do the screening materials used achieve the predicted noise reduction?		✓			
S2.30	Are the noisy works avoided during examination period of the nearby school?		✓			
<b>Blasting Noise</b>						
S2.32	• Are the NSRs informed of the blasting work in advance?		✓			

- Is sufficient time allowed for alerting all the potential NSRs prior to every blasting work? 

	✓		
--	---	--	--
- Are proper procedures put in place to alert and minimise any startling effect on the staff working in Ocean Park? 

	✓		
--	---	--	--
- Is the optimal amount of charge used evaluated for noise reduction? 

	✓		
--	---	--	--

#### **Landscape and Visual**

- S3.10 Consideration on existing surrounding vegetation:
- Are temporary tree nurseries set up? 

	✓		
--	---	--	--
  - Is "no-intrusion zones" implemented? 

	✓		
--	---	--	--
  - Is the existing vegetation protected from damage? 

			✓
--	--	--	---

 CS02(2) P1120990
  - Are hill fire prevention measures taken? 

		✓	
--	--	---	--
  - Is dust and erosion controlled for exposed soil? 

		✓	
--	--	---	--
  - Are the Irrigation networks set up throughout the Establishment Period? 

	✓		
--	---	--	--
  - Is Quarterly Report on existing trees to be retained or transplanted prepared by the Contractor? 

	✓		
--	---	--	--
- S3.11 Consideration on appearance and view:
- Is the appearance of hoardings suitable? 

		✓	
--	--	---	--
  - Is the appearance of construction workers, plants/machines suitable? 

		✓	
--	--	---	--
  - Are the screening and alignment of the temporary barging point and conveyor system suitable? 

	✓		
--	---	--	--
  - Are the selected security floodlights suitable? 

	✓		
--	---	--	--

#### **Ecology**

- S4.5 Transplantation:
- Is the transplantation work supervised by a qualified botanist/horticulturalist in the ET? 

		✓	
--	--	---	--
  - Are the transplanted plant species of conservation interest monitored during the first 12 months after transplantation? 

		✓	
--	--	---	--
- S4.7 Construction:
- Is the runoff entering watercourses avoided by control measure, especially during heavy rain? 

		✓	
--	--	---	--
  - Is the site runoff directed to regularly cleaned and maintained silt traps (or oil separators)? 

		✓	
--	--	---	--
  - Are sediment traps included in drainage to collect and control construction run-off? 

		✓	
--	--	---	--
  - Is suitable size silt traps or oil interceptor used? 

		✓	
--	--	---	--
  - Is vegetation survey carried out to determine the feasibility and suitability of individual plants for transplantation? 

		✓	
--	--	---	--
  - Are the trees located within the works area preserved suitably? 

		✓	
--	--	---	--
  - Are individual plants of conservation interest transplanted prior to the construction phase? 

		✓	
--	--	---	--



- Are the equipments and stockpiles placed in designated works areas and access routes selected on existing disturbed land to minimise disturbance to natural habitats? 

		✓	
--	--	---	--
- Are construction activities restricted to the work areas demarcated? 

		✓	
--	--	---	--
- Are waste skips provided to collect general refuse and construction wastes? 

		✓	
--	--	---	--
- Are the wastes disposed of timely and properly off-site? 

		✓	
--	--	---	--
- Is open burning on works sites prohibited? 

		✓	
--	--	---	--
- Are native plant species made use of as far as possible on newly formed land? 

		✓	
--	--	---	--

#### Construction Waste

##### S5.4 Good Site Practices

- Are arrangements made for collection and effective disposal of all wastes generated? 

		✓	
--	--	---	--
- Are the waste management and chemical handling procedures followed? 

		✓	
--	--	---	--
- Are sufficient waste disposal points provided? 

		✓	
--	--	---	--
- Are the wastes disposed of regularly? 

		✓	
--	--	---	--
- Are appropriate measures taken to minimise windblown litter and dust during transportation of waste by either covering trucks or transporting wastes in enclosed containers? 

		✓	
--	--	---	--
- Are the drainage systems, sumps and oil interceptors regularly cleaned and maintained? 

		✓	
--	--	---	--

##### S5.5 Waste Reduction Measures:

- Is the C&D waste from demolition and decommissioning of existing facilities sorted to recover recyclable materials? 

		✓	
--	--	---	--
- Are different types of wastes segregated and stored in different containers, skips or stockpiles to enhance reuse or recycling and the proper disposal? 

		✓	
--	--	---	--
- Are aluminium cans segregated in labelled bins and collected by individual collectors for recycling? 

		✓	
--	--	---	--
- Are proper storage and site practices maintained to minimise the potential for damage or contamination of construction material? 

		✓	
--	--	---	--
- Are the construction materials planned and stocked carefully to avoid unnecessary generation of waste? 

		✓	
--	--	---	--

##### S5.7 General Refuse

- Is the general refuse stored in enclosed bins or compaction units separate from C&D material? 

		✓	
--	--	---	--
- Is the general refuse removed regularly by a waste collector? 

		✓	
--	--	---	--

##### S5.8 C&D Material

- Are the excavated materials from site formation of the expansion areas and tunnel construction for the funicular system reused on-site as backfilling material and for landscape works? 

		✓	
--	--	---	--
- Are the surplus rock and other inert C&D material disposed of at the public fill sites? 

		✓	
--	--	---	--
- Is a waste management plan prepared? 

		✓	
--	--	---	--

	• Is a recording system present for the record of amount of wastes generated, recycled and disposed?	<input type="checkbox"/>	<input type="checkbox"/>	<input checked="" type="checkbox"/>	<input type="checkbox"/>	
	• Is the trip-ticket system required in ETWB TCW No.31/2004 followed on site?	<input type="checkbox"/>	<input type="checkbox"/>	<input checked="" type="checkbox"/>	<input type="checkbox"/>	
S5.9	Chemical Wastes Is chemical wastes generated from the works? And if yes,	<input type="checkbox"/>	<input type="checkbox"/>	<input checked="" type="checkbox"/>	<input type="checkbox"/>	
	• Is the Contractor registered as a Chemical Waste Producer?	<input type="checkbox"/>	<input type="checkbox"/>	<input checked="" type="checkbox"/>	<input type="checkbox"/>	
	• Are good quality containers used for separating and storing chemical wastes?	<input type="checkbox"/>	<input type="checkbox"/>	<input type="checkbox"/>	<input checked="" type="checkbox"/>	CS-20 P1120987 CS-30 P1020976
	• Are appropriate labels securely attached on each chemical waste container to indicate their corresponding chemical characteristics?	<input type="checkbox"/>	<input type="checkbox"/>	<input checked="" type="checkbox"/>	<input type="checkbox"/>	
	• Is the Contractor licensed to transport and dispose of the chemical wastes?	<input type="checkbox"/>	<input type="checkbox"/>	<input checked="" type="checkbox"/>	<input type="checkbox"/>	
	<b>Land Contamination</b>					
S6.11	• Is the contact of construction workers with contaminated materials minimised by using bulk earth-moving excavator equipment?	<input type="checkbox"/>	<input checked="" type="checkbox"/>	<input type="checkbox"/>	<input type="checkbox"/>	
	• Are appropriate cloth, personal protective equipment, hygiene and washing facilities provided to minimise exposure to any contaminated material?	<input type="checkbox"/>	<input checked="" type="checkbox"/>	<input type="checkbox"/>	<input type="checkbox"/>	
	• Is stockpiling of contaminated excavated materials avoided?	<input type="checkbox"/>	<input checked="" type="checkbox"/>	<input type="checkbox"/>	<input type="checkbox"/>	
	• Is the use of contaminated soil for landscaping without proper treatment prohibited?	<input type="checkbox"/>	<input checked="" type="checkbox"/>	<input type="checkbox"/>	<input type="checkbox"/>	
	• Are vehicles containing excavated materials covered properly to limit potential dust emissions or contaminated wastewater runoff?	<input type="checkbox"/>	<input checked="" type="checkbox"/>	<input type="checkbox"/>	<input type="checkbox"/>	
	• Is the speed of the trucks carrying contaminated materials controlled?	<input type="checkbox"/>	<input checked="" type="checkbox"/>	<input type="checkbox"/>	<input type="checkbox"/>	
	• Are the necessary waste disposal permits obtained from appropriate authorities in according with Waste Disposal (Chemical Waste) (General) Regulation?	<input type="checkbox"/>	<input checked="" type="checkbox"/>	<input type="checkbox"/>	<input type="checkbox"/>	
	• Are silt removal facilities provided with retention time for silt/sand traps of 5 minutes under maximum flow conditions?	<input type="checkbox"/>	<input checked="" type="checkbox"/>	<input type="checkbox"/>	<input type="checkbox"/>	
	• Are the records maintained for quantity of wastes generated and disposal of?	<input type="checkbox"/>	<input checked="" type="checkbox"/>	<input type="checkbox"/>	<input type="checkbox"/>	
S6.12	Remediation Process • Is biopile covered by tarpaulin or low permeable sheet to avoid dust emission?	<input type="checkbox"/>	<input checked="" type="checkbox"/>	<input type="checkbox"/>	<input type="checkbox"/>	
	• Is vented air from biopile treated by blower and carbon adsorption system before released to the atmosphere?	<input type="checkbox"/>	<input checked="" type="checkbox"/>	<input type="checkbox"/>	<input type="checkbox"/>	
	• Are the materials which may generate airborne dust emissions adequately wetted prior to and during the loading, unloading and handling operations?	<input type="checkbox"/>	<input checked="" type="checkbox"/>	<input type="checkbox"/>	<input type="checkbox"/>	
	• Are silencers installed at biopile blower to minimise noise impact?	<input type="checkbox"/>	<input checked="" type="checkbox"/>	<input type="checkbox"/>	<input type="checkbox"/>	
	• Are quiet plants such as generator and blower used for biopile?	<input type="checkbox"/>	<input checked="" type="checkbox"/>	<input type="checkbox"/>	<input type="checkbox"/>	

- Are the mixing process and other associated material handling activities properly scheduled to minimise potential noise impact? 

	✓		
--	---	--	--
- Are impermeable liners placed at the bottom of biopile? 

	✓		
--	---	--	--
- Is leachate collection sump construction along the perimeter of biopile? 

	✓		
--	---	--	--
- Is the leachate recycled back to the biopile or truck away to Chemical Waste Treatment Centre for disposal? 

	✓		
--	---	--	--
- Is the mixing of contaminated soils and cement/water/other additive(s) undertaken at a solidification plant to minimise the potential for leaching? 

	✓		
--	---	--	--
- Is a concrete bund construction along the perimeter of the solidification/stabilisation area to prevent runoff? 

	✓		
--	---	--	--
- Are the loading, unloading, handling, transfer and storage of cement carried out in an enclosed system? 

	✓		
--	---	--	--
- Are the contaminated soils transported by roll-off trucks (containerisation)? 

	✓		
--	---	--	--
- Is temporary hoarding provided around the treatment area to minimise the visual impact? 

	✓		
--	---	--	--

#### Air Quality

S7.23

##### Good Site Practices

- Is watering carried out regularly with complete coverage to reduce dust emissions from exposed site surfaces and unpaved roads, particularly during dry weather? 

			✓
--	--	--	---

 CS03 ⑤ P1120984
- Is watering frequently carried out for particularly dusty construction areas, temporary stockpiles and areas close to ASRs? 

✓			
---	--	--	--
- Are the aggregate or dusty material storage piles covered with their side enclosed to reduce emissions? Or if this is not practicable, is watering applied to aggregate fines? 

✓			
---	--	--	--
- Is open stockpiles avoided or covered and placed far enough from the ASRs? 

		✓	
--	--	---	--
- Is the dropping height of material restricted to minimise the fugitive dust from unloading/loading? 

		✓	
--	--	---	--
- Is tarpaulin used to cover all dusty vehicle loads transported to, from and within the site? 

		✓	
--	--	---	--
- Are vehicle wheel and body washing facilities available at the exit points of the site? 

		✓	
--	--	---	--
- Are wind shield and dust extraction units or similar dust mitigation measures provided at the loading points? If dust generation is likely during the process, particularly in dry seasons, is water sprinklers provided at the loading site? 

		✓	
--	--	---	--
- Do the vehicles comply with the recommended speed limit of 10 km/h on unpaved roads? 

		✓	
--	--	---	--
- Are dusty activities rescheduled during high-wind conditions? 

	✓		
--	---	--	--
- Are the routing of vehicles and positioning of construction plants at maximum possible distance from the ASRs? 

		✓	
--	--	---	--
- Is suitable buffer zone provided and work areas fenced off with hoarding (not less than 2.4m from ground level)? 

		✓	
--	--	---	--

S7.24 Drilling & Blasting



	• Is watering carried out on the exposed area after blasting?	<input type="checkbox"/>	<input checked="" type="checkbox"/>	<input type="checkbox"/>	<input type="checkbox"/>	
	• Is vacuum extraction drilling method used?	<input type="checkbox"/>	<input checked="" type="checkbox"/>	<input type="checkbox"/>	<input type="checkbox"/>	
	• Is the blasting process carefully sequenced?	<input type="checkbox"/>	<input checked="" type="checkbox"/>	<input type="checkbox"/>	<input type="checkbox"/>	
	• Is the firing of explosive carried out in the morning prior to opening of the Park?	<input type="checkbox"/>	<input checked="" type="checkbox"/>	<input type="checkbox"/>	<input type="checkbox"/>	
S7.25	Crushing Plant					
	• Is water sprayed on the crusher?	<input type="checkbox"/>	<input checked="" type="checkbox"/>	<input type="checkbox"/>	<input type="checkbox"/>	
	• Are fabric filters installed for the crushing plant?	<input type="checkbox"/>	<input checked="" type="checkbox"/>	<input type="checkbox"/>	<input type="checkbox"/>	
	• Is chute or dust curtain used for controlling dust when transferring materials from crusher to the conveyors?	<input type="checkbox"/>	<input checked="" type="checkbox"/>	<input type="checkbox"/>	<input type="checkbox"/>	
S7.26	Barging Point & Conveyor Belt System					
	• Are the conveyors placed within enclosed structures?	<input type="checkbox"/>	<input checked="" type="checkbox"/>	<input type="checkbox"/>	<input type="checkbox"/>	
	• Is profiled steel cladding provided at two sides of loading point?	<input type="checkbox"/>	<input checked="" type="checkbox"/>	<input type="checkbox"/>	<input type="checkbox"/>	
	• Are dust suppression sprays installed and operated at the feeding inlet and outlet?	<input type="checkbox"/>	<input checked="" type="checkbox"/>	<input type="checkbox"/>	<input type="checkbox"/>	
	• Is the barging point placed within an enclosed structure incorporating an enclosed chute for material transfer to the barge?	<input type="checkbox"/>	<input checked="" type="checkbox"/>	<input type="checkbox"/>	<input type="checkbox"/>	
	• Is a flexible curtain hanged on the enclosed chute to prevent dust emission when excavated materials/rocks transported into the barge?	<input type="checkbox"/>	<input checked="" type="checkbox"/>	<input type="checkbox"/>	<input type="checkbox"/>	

#### Water Quality

S8.3	Site Run-off and Drainage					
	• Are all sewer and drainage connections sealed to prevent debris, soil, sand etc. from entering public sewer before commencing any site formation work?	<input type="checkbox"/>	<input type="checkbox"/>	<input checked="" type="checkbox"/>	<input type="checkbox"/>	
	• Are temporary ditches provided to facilitate runoff discharge into appropriate watercourses, via appropriate sized silt retention pond?	<input type="checkbox"/>	<input type="checkbox"/>	<input checked="" type="checkbox"/>	<input type="checkbox"/>	
	• Are cut-off ditches provided for all major site clearance/excavation works where soils would be exposed to control runoff from the areas?	<input type="checkbox"/>	<input type="checkbox"/>	<input checked="" type="checkbox"/>	<input type="checkbox"/>	
	• Are channels, earth/concrete bunds and sand bags deployed to direct surface runoff?	<input type="checkbox"/>	<input type="checkbox"/>	<input checked="" type="checkbox"/>	<input type="checkbox"/>	
	• Are catchpits and perimeter channels constructed in advance of relevant site formation works?	<input type="checkbox"/>	<input type="checkbox"/>	<input checked="" type="checkbox"/>	<input type="checkbox"/>	
	• Are the boundaries of earthworks marked and surrounded by dykes or embankments for flood protection?	<input type="checkbox"/>	<input type="checkbox"/>	<input checked="" type="checkbox"/>	<input type="checkbox"/>	
	• Are sand/silt traps and sediment basins provided to remove sand/silt particles from runoff?	<input type="checkbox"/>	<input type="checkbox"/>	<input checked="" type="checkbox"/>	<input type="checkbox"/>	
	• Are silt removal facilities, channels and manholes maintained and deposited silt/grit removed regularly to ensure that these facilities are functioning properly at all times?	<input type="checkbox"/>	<input type="checkbox"/>	<input type="checkbox"/>	<input checked="" type="checkbox"/>	
	• Are exposed soil surfaces covered?	<input type="checkbox"/>	<input type="checkbox"/>	<input checked="" type="checkbox"/>	<input type="checkbox"/>	
	• Is the water pumped out from foundation excavations discharged into silt removal facilities?	<input type="checkbox"/>	<input type="checkbox"/>	<input checked="" type="checkbox"/>	<input type="checkbox"/>	
	• Are exposed soil areas minimised to reduce potential for increased siltation and contamination of runoff?	<input type="checkbox"/>	<input type="checkbox"/>	<input checked="" type="checkbox"/>	<input type="checkbox"/>	

CS03①P1120972

	• Are earthwork final surfaces well compacted and is subsequent permanent work or surface protection performed immediately?			✓	
	• Is the rainwater pumped out from trenches or excavation directed to silt removal facilities before discharge?		✓		
	• Are open stockpiles of construction materials or construction wastes of more than 50m <sup>3</sup> covered with tarpaulin during rainstorm?		✓		
	In case of an excavation in rainy seasons:				
	• Is temporary exposed slope/soil surfaces covered by tarpaulin as far as practicable?		✓		
	• Are intercepting channels provided to prevent storm runoff from washing across exposed soil surfaces?		✓		
	• Are surface protection measures and arrangements implemented to prepare for arrival of a rainstorm?		✓		
S8.4	<b>Coral Sites</b>				
	• Are enhanced (with the use of flocculants added) sand/silt removal facilities employed for treatment of runoff from the major excavation at the Summit?			✓	
	• Is a silt curtain system used to enclose the construction phase discharge point at Tai Shue Wan?			✓	
	• Are debris and refuse collected, handled and disposed of properly to avoid entering any nearby water bodies and public drainage system?			✓	
	• Are stockpiles of cement and other construction materials kept covered when not being used?			✓	
	• Are oils and fuels used and stored in designated areas which have pollution prevention facilities (Fuel tanks and storage areas provided with locks and sited on sealed areas, within bunds of a capacity equality to 110% of the storage capacity of the largest tank)?			✓	
	• Are temporary sanitary facilities, such as portable chemical toilets, employed on-site where necessary to handle sewage from the workforce? Is a licensed contractor employed for disposal of waste matter and maintenance of these facilities?			✓	
	• Is a reputable waste collector should be employed by the Contractor to remove general refuse from the site, separately from construction and chemical wastes, on a daily basis to minimize odour, pest and litter impacts. Burning of refuse on construction sites is prohibited by law?			✓	
	• Are aluminium cans recovered from the waste stream and collected separate labelled bins?			✓	
	• Are office wastes reduced through the recycling of paper?			✓	
	• Are training provided to workers on site cleanliness & waste management procedure?			✓	
	<b>Cultural Heritage</b>				
S10.6	If there is any work planned within one metre of the grave, is a one metre buffer zone provided around the grave and is the grave demarcated by temporary fence?			✓	
S11.3	<b>Hazard to Life</b> Good Site Practices:				

• Is the area around the magazine free of vegetation?	<input checked="" type="checkbox"/>	<input type="checkbox"/>	<input type="checkbox"/>	<input type="checkbox"/>	
• Is the control of (small) fires planned and provided through the following?					
- Weekly checking of fire fighting equipment and the on-site fire water tank level.	<input checked="" type="checkbox"/>	<input type="checkbox"/>	<input type="checkbox"/>	<input type="checkbox"/>	
- Daily checking of all critical safety equipment on vehicle, including the fire extinguishers.	<input checked="" type="checkbox"/>	<input type="checkbox"/>	<input type="checkbox"/>	<input type="checkbox"/>	
- Maintaining back-up means of fighting fire on the explosive vehicles.	<input checked="" type="checkbox"/>	<input type="checkbox"/>	<input type="checkbox"/>	<input type="checkbox"/>	
- Providing safety training for drivers and other personnel present during explosive delivery with regard to operating fire hydrants and fighting of explosive fires.	<input checked="" type="checkbox"/>	<input type="checkbox"/>	<input type="checkbox"/>	<input type="checkbox"/>	
• Is the magazine secured against unauthorised entry and theft of explosive through the following?					
- Maintaining a list of persons authorised to enter the magazine and ensuring the list is available to the magazine security guard.	<input checked="" type="checkbox"/>	<input type="checkbox"/>	<input type="checkbox"/>	<input type="checkbox"/>	
- Activating an alarm system that limits times at which explosive can be removed from the magazine and connecting the system to central security station.	<input checked="" type="checkbox"/>	<input type="checkbox"/>	<input type="checkbox"/>	<input type="checkbox"/>	
- Incorporating "Duress code" function in the alarm system.	<input checked="" type="checkbox"/>	<input type="checkbox"/>	<input type="checkbox"/>	<input type="checkbox"/>	
- Maintaining alarm system in good condition.	<input checked="" type="checkbox"/>	<input type="checkbox"/>	<input type="checkbox"/>	<input type="checkbox"/>	
• Is the magazine security guard located separately from the magazine complex?	<input checked="" type="checkbox"/>	<input type="checkbox"/>	<input type="checkbox"/>	<input type="checkbox"/>	
• Is the communication maintained in emergency with the following measures?					
- Providing non-hazardous electronic equipment for persons working within 60 m of detonators.	<input checked="" type="checkbox"/>	<input type="checkbox"/>	<input type="checkbox"/>	<input type="checkbox"/>	
- Ensuring availability of phone numbers for all key personnel.	<input checked="" type="checkbox"/>	<input type="checkbox"/>	<input type="checkbox"/>	<input type="checkbox"/>	
• If there is a typhoon signal no. 3 or above, or black rainstorm signal, are all operations at magazine and transport ceased?	<input checked="" type="checkbox"/>	<input type="checkbox"/>	<input type="checkbox"/>	<input type="checkbox"/>	
• Is the risk of detonators explosion on vehicle reduced during transit through the following?					
- Ensuring that magazine within vehicle is lined.	<input checked="" type="checkbox"/>	<input type="checkbox"/>	<input type="checkbox"/>	<input type="checkbox"/>	
- Limiting off-site transport to 5 to 6 a.m. each day.	<input checked="" type="checkbox"/>	<input type="checkbox"/>	<input type="checkbox"/>	<input type="checkbox"/>	
- Escorting vehicles with separate security vehicle when using the public road.	<input checked="" type="checkbox"/>	<input type="checkbox"/>	<input type="checkbox"/>	<input type="checkbox"/>	
- Ensuring that UN 1.4B packaging of detonators remains intact until handed over at blasting site.	<input checked="" type="checkbox"/>	<input type="checkbox"/>	<input type="checkbox"/>	<input type="checkbox"/>	
• Is the fuel isolation switch available on vehicle to prevent fire spreading in case a fire breaks out?	<input checked="" type="checkbox"/>	<input type="checkbox"/>	<input type="checkbox"/>	<input type="checkbox"/>	
• Is an experienced driver with accident-free record employed for explosive vehicle and security escort?	<input checked="" type="checkbox"/>	<input type="checkbox"/>	<input type="checkbox"/>	<input type="checkbox"/>	
• Are the drivers checked for health before employing?	<input checked="" type="checkbox"/>	<input type="checkbox"/>	<input type="checkbox"/>	<input type="checkbox"/>	
• Are the vehicles regularly checked to maintain in good condition to reduce chance of accident due to breaking down?	<input checked="" type="checkbox"/>	<input type="checkbox"/>	<input type="checkbox"/>	<input type="checkbox"/>	
• Is the truck fuel fire escalating to cause explosion avoided through the following means?					



- Ensuring that the Contractor is aware of the potential hazards to site.	<input type="checkbox"/>	<input checked="" type="checkbox"/>	<input type="checkbox"/>	<input type="checkbox"/>	_____
- Maintaining appropriate fire fighting equipment.	<input type="checkbox"/>	<input checked="" type="checkbox"/>	<input type="checkbox"/>	<input type="checkbox"/>	_____
- Requiring the Contractor to plan and make emergency arrangements.	<input type="checkbox"/>	<input checked="" type="checkbox"/>	<input type="checkbox"/>	<input type="checkbox"/>	_____
• Is spare/redundant fire fighting equipment provided?	<input type="checkbox"/>	<input checked="" type="checkbox"/>	<input type="checkbox"/>	<input type="checkbox"/>	_____
• Can communications be maintained between two vehicles (drivers and security) during the trip to prevent collision of two explosive vehicles in case of an accident?	<input type="checkbox"/>	<input checked="" type="checkbox"/>	<input type="checkbox"/>	<input type="checkbox"/>	_____
• Are the processes of checking of condition of drivers to suspend any driver of concern carried out?	<input type="checkbox"/>	<input checked="" type="checkbox"/>	<input type="checkbox"/>	<input type="checkbox"/>	_____
Project specific measures:					
• Is the speed of vehicle limited along the Ocean Park portion of Nam Long Shan Road within 100 m of the explosives magazine to 25 km/hr?	<input type="checkbox"/>	<input checked="" type="checkbox"/>	<input type="checkbox"/>	<input type="checkbox"/>	_____
• Is other contractors' use of the Ocean Park Internal service road restricted during delivery of explosives, i.e. 6 to 7 a.m?	<input type="checkbox"/>	<input checked="" type="checkbox"/>	<input type="checkbox"/>	<input type="checkbox"/>	_____
• Is the Ocean Park guard required to call to the magazine guard on an hourly basis when explosives are stored in magazines?	<input type="checkbox"/>	<input checked="" type="checkbox"/>	<input type="checkbox"/>	<input type="checkbox"/>	_____
• Is the evacuation of part or all of Ocean Park Headland Area arranged in case of the explosive magazine being engulfed in fire?	<input type="checkbox"/>	<input checked="" type="checkbox"/>	<input type="checkbox"/>	<input type="checkbox"/>	_____
• Is the risk to the public from accidental initiation during charging and blasting limited by the following means?					
- Closing the Ocean Park from commencement of charging holes until completion of blasting each day.	<input type="checkbox"/>	<input checked="" type="checkbox"/>	<input type="checkbox"/>	<input type="checkbox"/>	_____
- Arranging for relevant authorities to post notices to mariners – warning them of blasting operations and advising them to stay away from a strip 100m wide immediately to the east of Headland from commencement of charge holes until completion of blasting each day (i.e. 9 a.m).	<input type="checkbox"/>	<input checked="" type="checkbox"/>	<input type="checkbox"/>	<input type="checkbox"/>	_____
- Not operating amusement rides in the event of accidental explosion until confirmed free of critical damage.	<input type="checkbox"/>	<input checked="" type="checkbox"/>	<input type="checkbox"/>	<input type="checkbox"/>	_____
• If unexploded explosives are found in blasthole(s), is the opening of Ocean Park delayed or is part of the Ocean Park delayed when there are unspent explosives?	<input type="checkbox"/>	<input checked="" type="checkbox"/>	<input type="checkbox"/>	<input type="checkbox"/>	_____
• Is the opportunity for arson/deliberate initiation of explosive reduced with the following means?					
- Paying attention to the security alert status from the Government.	<input type="checkbox"/>	<input checked="" type="checkbox"/>	<input type="checkbox"/>	<input type="checkbox"/>	_____
- Developing a security plan to address high alert level.	<input type="checkbox"/>	<input checked="" type="checkbox"/>	<input type="checkbox"/>	<input type="checkbox"/>	_____
• Is an emergency plan developed to address uncontrolled fire in magazine area?	<input type="checkbox"/>	<input checked="" type="checkbox"/>	<input type="checkbox"/>	<input type="checkbox"/>	_____
• Is the transfer of explosives between 5 to 6 a.m agreed by Mines Division?	<input type="checkbox"/>	<input checked="" type="checkbox"/>	<input type="checkbox"/>	<input type="checkbox"/>	_____
• Is the road surface along the explosive transportation route maintained?	<input type="checkbox"/>	<input checked="" type="checkbox"/>	<input type="checkbox"/>	<input type="checkbox"/>	_____
• Are the contractor's driver and security escort tested in respect of safety plan? Is the route driven before the driver undertakes the first delivery of explosives?	<input type="checkbox"/>	<input checked="" type="checkbox"/>	<input type="checkbox"/>	<input type="checkbox"/>	_____

- Is adequate space provided for the explosive vehicle to manoeuvre without reversing close to the magazine to limit the likelihood of vehicle accident? 

	✓		
--	---	--	--
- Is lighting for explosive vehicles provided on temporary road(s)? 

	✓		
--	---	--	--
- S11.4 • Is ammonium nitrate emulsion (ANE) delivered outside of Park opening times? 

	✓		
--	---	--	--

Observation for this month

- ① Empty oil drum was placed on bareground. Recommend to remove from site ASAP or placed in drip tray.
- ② Materials were banked around several trees. Recommend to be placed further away to avoid spillage of liquid eg. paints to soil.

IEC Representative

Environmental Manager

Contractor's  
Representative  
CS02

*Florence Yuen*

( Florence Yuen )

*Lindsay Pickles*

( Lindsay Pickles )

*Leo Wong*  
( Leo Wong )

Observation for this month

- ① Stagnant water was accumulated in the channel surrounding the site. Recommend to remove ASAP.
- ② An empty oil drum was placed on bareground. Recommend to place in chemical waste storage area and dispose off-site ASAP.
- ③ Some part of the haul road was dry. Recommend to provide water spray more frequently.

IEC Representative

*Florence Yuen*

( Florence Yuen )

Environmental Manager

*Lindsay Pickles*





( Lindsay Pickles )

Contractor's  
Representative  
CS03

*U. Winsor*






( Winsor )

Ocean Park Master Redevelopment Project  
Contract P007  
Independent Environmental Checker  
MONTHLY SITE INSPECTION PHOTOS




Contract CS02 Rainforest		
Follow up observations in March 2011		
Observation in last site inspection	Observation in this site inspection	
	N/A	
<p>P1120796: A drip tray with an air compressor was accumulated with rocks and other materials. The Contractor was reminded to clear any materials accumulated in the drip tray to ensure effectiveness.</p>	<p>Closed – The said air compressor and corresponding drip tray was no longer observed on-site.</p>	
		
<p>P1120786: Two oil drums were placed on bare ground. The Contractor was reminded to provide drip tray to all oil drums on-site to avoid oil spillage.</p>	<p>P1120987: An empty oil drum was placed on bare ground. The Contractor was reminded to place it in chemical waste storage area and dispose it properly.</p>	
	N/A	
<p>P1120790: Paved access road was dry and dusty. The Contractor was reminded to clear the dusty materials deposited on the paved access road more frequently.</p>	<p>Closed – Dust on the said paved access road had been cleared.</p>	



**Ocean Park Master Redevelopment Project**  
**Contract P007**  
**Independent Environmental Checker**  
**MONTHLY SITE INSPECTION PHOTOS**

Observations in April 2011		
		
P1120990: Materials were banked around several trees. The Contractor was reminded to avoid placing construction materials and equipment too close to the trees to avoid spillage of oil and paints to the soil.		
Contract CS03 Trill Mountain and Polar Adventure		
Follow up observations in March 2011		
Observation in last site inspection	Observation in this site inspection	
		
P1120772: Drip tray with a number of oil drums was accumulated with oil and water. The Contractor was reminded to remove the oil and water as chemical waste and maintain and ensure effectiveness of the drip tray.	Closed - P1120967: Oil and water in the drip tray with a number of oil drums had been removed.	
		
P1120777: Idled stockpiles of backfill materials were not covered. The Contractor was reminded to cover all idle stockpiles with tarpaulin sheets or other means to suppress dust.	Closed - P1120963: Idled stockpile of backfill material was covered to suppress dust.	

Ocean Park Master Redevelopment Project  
Contract P007  
Independent Environmental Checker  
MONTHLY SITE INSPECTION PHOTOS

Observations in April 2011	
	
P1120972: Stagnant water was accumulated in the surface channel surrounding the site. The Contractor was reminded to remove them as soon as possible to avoid accumulation.	P1120976: An empty oil drum was placed on bare ground. The Contractor was reminded to place it in chemical waste storage area and dispose it properly.
	
P1120984: Some parts of the haul road were dry and dusty. The Contractor was reminded to provide water spray to cover the entire site and more frequently during dry weather.	

**Part 2      CS-02 EM&A REPORT (April 2011)**



**W. Hing Construction Co., Ltd.**

**Ocean Park Redevelopment Project  
Contract No. CS02 - Rainforest**

**Monthly EM&A Report  
(Version 1.0)**

**April 2011**

Approved By: \_\_\_\_\_

  
Billy Lee  
Construction Manager

**REMARKS:**

The information supplied and contained within this report is, to the best of our knowledge, correct at the time of printing.

---

**TABLE OF CONTENTS**

	<b>Page</b>
<b>EXECUTIVE SUMMARY.....</b>	<b>1-2</b>
<b>1. INTRODUCTION.....</b>	<b>3</b>
1.1 Background .....	3
1.2 Project Organizations .....	5
1.3 Construction Programme .....	5
1.4 Summary of EM&A Requirements.....	5
<b>2. ENVIRONMENTAL AUDIT .....</b>	<b>7</b>
2.1 Environmental Site Audits .....	7
2.2 Status of Environmental Licensing and Permitting.....	8
2.3 Status of Waste Management.....	9
2.4 Implementation Status of Environmental Mitigation Measures .....	9
2.5 Summary of Exceedances .....	9
2.6 Implementation Status of Event Action Plan .....	9
2.7 Summary of Complaints and Prosecutions .....	9
<b>3. FUTURE KEY ISSUES.....</b>	<b>9</b>
3.1 Key Issues for the Coming Month .....	9
3.2 Construction Program for the Next Month .....	9
<b>4. CONCLUSIONS AND RECOMMENDATIONS.....</b>	<b>10</b>
4.1 Conclusions .....	10
4.2 Recommendations .....	10

**LIST OF TABLES**

Table I	Summary Table for Events Recorded in the Reporting Month
Table 1.1	Key Project Contacts
Table 2.1	Observations and Recommendations of Site Audits
Table 2.2	Summary of Environmental Licensing and Permit Status

**LIST OF APPENDICES**

- A. Site Layout Plan
- B. Site Audit Summary
- C. Summary of Waste Generated
- D. Environmental Mitigation Implementation Schedule (EMIS)
- E. Event Action Plans
- F. Tentative Works Program

## **EXECUTIVE SUMMARY**

### **Introduction**

This is the 23<sup>rd</sup> monthly Environmental Monitoring and Audit (EM&A) Report prepared by W. Hing Construction Co., Ltd. for the Contract No. CS02 "Ocean Park Redevelopment Project – Rainforest" (hereinafter called "the Project"). The Project was commenced on 11<sup>th</sup> May 2009. This document reports the findings of the environmental auditing works conducted in April 2011.

- Fit-out Works for Retail Shops, Cladding for Ancillary Building, Paving Works, Road Works and Finishing Works at the External Area
- E&M Equipment Testing and Commissioning

### **Environmental Monitoring and Audit Works**

Environmental monitoring and audit works for the Project was performed as stipulated in the updated EM&A Manual. Weekly Environmental site audits were conducted on 4<sup>th</sup>, 12<sup>th</sup>, 19<sup>th</sup>, 26<sup>th</sup> April 2011. No non-compliance was observed during the site audits. Monthly Environmental Audit was conducted on 26<sup>th</sup> April 2011 by Independent Environmental Checker (IEC). No non-compliance was observed during the site audits.

The implementation of the environmental mitigation measures, Event Action Plans and environmental complaint handling procedures were also checked.

No notification of exceedance was received from the Project Environmental Team Leader (ETL) in the reporting month. Summary of the events and action taken in the reporting month is tabulated in Table I.

**Table I Summary Table for Events Recorded in the Reporting Month**

Parameter	No. of Events		No. of Events Due to the Project	Action Taken
	Action Level	Limit Level		
1-hr TSP	0	0	0	N/A
24-hr TSP	0	0	0	N/A
Noise	0	0	0	N/A



**Environmental Licenses and Permits**

Licenses/Permits granted to the Project include the Environmental Permit (EP) for the Redevelopment Project, Registration of Waste Producer, Registration of Chemical Waste Producer and Water Discharge License.

A notification pursuant to Section 3(1) of the Air Pollution Control (Construction Dust) Regulation was received prior the commencement of the Project.

**Complaints and Prosecutions**

No environmental complaint and prosecution was received in the reporting month.

**Future Key Issues**

Key issues to be considered in the coming month include:

- Fit-out works for Retail Shop, E&M Equipment Testing and Commissioning and Finishing Works.

## 1. INTRODUCTION

### 1.1 Background

- 1.11 The “Repositioning and Long Term Operation Plan of Ocean Park” has been implementing by the Ocean Park Corporation at its existing site of Ocean Park and Nam Long Shan, Aberdeen. The purpose of this project is to upgrade and expand the existing Ocean Park to meet anticipated visitor demands and to position Ocean Park as a premium tourist attraction and a regional leader in themed recreational and educational park experience. The site layout plan is illustrated in APPENDIX A.
- 1.12 An environmental impact assessment (EIA) report for “Repositioning and Long Term Operation Plan of Ocean Park” (Report No. 121/2006 and Register No. AEIAR-101/2006) has been prepared in 2006 and the Environmental Monitoring and Audit Manual (Project’s EM&A Manual) was also included as part of the EIA report in the register. An Environmental Permit (EP) No. EP-249/2006 was issued on 28 July 2006 for the above project to Ocean Park Corporation as Permit Holder and a varied EP No. EP-249/2006/A was subsequently issued on 23 December 2006 for the above project to Ocean Park Corporation as Permit Holder.
- 1.13 W. Hing Construction Co., Ltd. (the Contractor) was commissioned by the Employer to undertake the design and construction of the Contract No. CS02 “Ocean Park Redevelopment Project –Rainforest” (hereinafter call “the Project”).
- 1.14 The Project includes design and construction of:  
Rainforest Land (July also be referred to as Expedition River).
1. New roadwork and infrastructure support;
  2. Open seatin;
  3. Construction of elevated walkway;
  4. Construction of one to three storey buildings (exhibit building);
  5. Construction of back of house facilities;
  6. Installation of building services;
  7. Construction of associated footpaths;
  8. Construction of ride lagoon;
  9. Construction of guest route paving and railing, utilities & services works and associated civil engineering works;
  10. Soft and hard landscape works;
  11. Balustrade, skylight, window, louver, cladding and canopy, retail/food carts and kiosks, vertical green walls and structure;
  12. Provision of new and diversion/decommissioning of existing drainage, sewerage, water mains and underground utilities as necessary for the operation of the Ocean Park;
  13. Construction of all ancillary works;
  14. Installation of the water rapids ride (also known as raft ride) and associated services;
  15. Co-ordination of the works with the Works for the installation of props to be supplied

and installed by OTHER Contractors;

16. Construction of underground utilities and services;
17. Construction of earth retaining structures;
18. Take over the completed filtration plant room structure by previous contractor and complete all outstanding works, finishes, waterproofing, E&M installations, etc.
19. Take over and verify completed foundation by previous contractor for the Rainforest Exhibition Building and Rapids Ride elevated structure;

General

20. Take over of existing hoardings with graphics;
21. Tree transplanting and protection to remaining trees if any;
22. Installation of civil provisions for IT system and all operational equipment ;
23. Construction of irrigation and drainage system for planting area;
24. Supply and installation of all elevator(s);
25. Design and build all temporary works with necessary statutory submissions including, but not limited to:
  - (a) Temporary support to excavations greater than 2m in depth;
  - (b) Temporary cut or fill slopes greater than 2m high;
  - (c) Falsework and temporary platforms, structures and the like required;
  - (d) Temporary platforms, structures and the like required for supporting construction plant; and
  - (e) Excavation and lateral supports for all Rainforest works; and
26. Design and build works as specified in the Contract, but not necessary limited to, with necessary statutory submissions, including the following:
  - (a) Artificial Rockwork.
  - (b) GRC/GRG/GRP/shotcrete works and associated supporting structures.
  - (c) Artificial trees and plants.
  - (d) Mesh long span cover structure for Rainforest Exhibit building (also known as exhibition building or Rainforest box) including the metal structural frame.
  - (e) Animal exhibits:

Building Services as further specified in Sections 30 to 37 and Sections 45 to 49

- (g) Water features
- (h) Interpretives, interactive interpretives, and building marquee signs.
- (i) Life support systems.
- (j) Maintenance and delivery machinery including hoist(s).
- (k) Special Effects including lighting and sound effects.
- (l) Rope suspension cross bridge at exhibit exit (cargo crawl bridge).

- 1.15 This is the 23<sup>rd</sup> monthly EM&A Report summarizing the EM&A works for the Project in April 2011.



**1.2 Project Organizations**

1.2.1 Different parties with different levels of involvement in the project organization include:

- The Engineer and Project Environmental Team Leader (ETL) – Aecom Asia Consultant Ltd. (AACL)
- Contractor Environmental Team – W. Hing Construction Co. Ltd.
- Independent Environmental Checker (IEC) – Mott MacDonald HK Ltd.

1.2.2 The responsibilities of respective parties are provided in Section the Contractor's EM&A Manual of the Project.

1.2.3 The key contacts of the Project are shown in Table 1.1.

**Table 1.1 Key Project Contacts**

Party	Name	Role	Phone No.	Fax No.
Project ET	Ms Lindsay Pickles	Project Development Director	2910 3109	2814 0179
	Mr. Andy Ng		90118067	
Contractor ET	Mr. Billy Lee	Construction Manager	6193 4096	2518 4883
	Mr. Eddie Chiu	Environmental & Safety Manager	6105 4075	
	Mr. Wesley Lo	Environmental Officer	6277 1749	
	Mr. Leo Wong	ET member (Assistant Safety Officer)	6193 4097	
IEC	Miss Florence Yuen	Independent Environmental Checker (IEC) Representative	2828 5757	28271823

**1.3 Construction Programme**

1.3.1 The site activities undertaken in the reporting month were:

- Fit-out Works for Retail Shops, Cladding for Ancillary Building, Paving Works, Road Works and Finishing Works.
- E&M Equipment Testing and Commissioning

**1.4 Summary of EM&A Requirements**

1.4.1 The EM&A program requires construction phase environmental site audit. The duties and responsibilities comprise the following:

- monitor various environmental parameters, if necessary, as specified in the Contractor's EM&A Manual;
- analyze the environmental monitoring and audit data;

- review the EM&A programme to confirm the adequacy of mitigation measures implemented and the validity of the EIA predictions and to identify and adverse environmental impacts arising;
- carry out site inspection to investigate and audit the Contractor's site practice, equipment and work methodologies with respect to pollution control and environmental mitigation, and effect proactive action to pre-empt problems;
- audit and prepare EM&A reports on the site environmental conditions;
- report the environmental audit results to the Contractor;
- recommend appropriate mitigation measures to the Contractor in case of exceedance of Action and Limit Levels in accordance with the Event and Action Plans; and
- adhere to the procedures for carrying out complaint investigation

1.4.2 This report presents the environmental monitoring and audit works for the Project in April 2011.

## 2. ENVIRONMENTAL AUDIT

### 2.1 Environmental Site Audits

- 2.1.1 Environmental site audits were carried out on weekly basis to monitor the timely implementation of proper environmental management practices and mitigation measures in the Project site.
- 2.1.2 Site audits for the Project in the reporting month were conducted on 4<sup>th</sup>, 12<sup>th</sup>, 19<sup>th</sup>, 26<sup>th</sup> March 2011. No non-compliance was observed during the site audits. The monthly site audits conducted by the IEC conducted on 26<sup>th</sup> April 2011 are attached in APPENDIX B.
- 2.1.3 During site inspections in the reporting month, no non-conformance was identified. The observations and recommendations are summarized in Table 2.1.

**Table 2.1 Observations and Recommendations of Site Audits**

Parameters	Date	Observations / Recommendations	Remediation/ Follow up
Air		NIL	
Waste/ Chemical Management	26/04/2011	Empty oil drums was placed on bareground. Remove from site or drip tray should be provided to avoid oil spillage.	This item was rectified on 26/04/2011.
	26/04/2011	Material were banked around several trees. Remove or place further away to avoid spillage of liquid.	This item was rectified on 23/03/2011.



**2.2 Status of Environmental Licensing and Permitting**

2.2.1 All valid permits/licenses obtained for the Project are summarized in Table 2.2.

**Table 2.2 Summary of Environmental Licensing and Permit Status**

Permit No.	Valid Period		Details	Status
	From	To		
<b>Environmental Permit</b>				
EP-249/2006/A	23/10/2006	N/A	Expansion of the existing Ocean Park and reconstruction / modification of its existing facilities.	Valid
<b>Registration of Chemical Waste Producer</b>				
WPN5214-176-W1150-03	13/05/2009	N/A	Waste Disposal (Chemical Waste) (General) Regulation -- Registration of Waste Producer	Valid
<b>Construction Noise Permit</b>				
GW-RS1042-10	09/12/2010	03/06/2011	Notice of Issue of Construction Noise Permit Pursuant to Section 8(6) of the Noise Control Ordinance	Valid
GW-RS0504-10	18/06/2010	08/12/2010	Notice of Issue of Construction Noise Permit Pursuant to Section 8(6) of the Noise Control Ordinance	Expired
GW-RS0925-09	14/12/2009	08/06/2010	Notice of Issue of Construction Noise Permit Pursuant to Section 8(6) of the Noise Control Ordinance	Expired
GW-RS0756-09	10/10/2009	13/03/2009	Notice of Issue of Construction Noise Permit Pursuant to Section 8(6) of the Noise Control Ordinance	Cancel
<b>Water Discharge License</b>				
WT00004136-2009	19/06/2009	30/06/2014	Discharge of industrial trade effluent arising from the Sedimentation tank at the construction site (CS02 Rainforest, Ocean Park Redevelopment Project) to communal storm water drain.	Valid
<b>Others</b>				
305349	N/A	N/A	Notification Pursuant to Section 3(1) of the Air Pollution Control (Construction Dust) Regulation	Valid
WFG07578	N/A	N/A	Construction Waste Disposal Billing Account with EPD	Valid

### **2.3 Status of Waste Management**

- 2.3.1 The amount of waste generated by the construction activities of the Project in the reporting month is attached in APPENDIX C.

### **2.4 Implementation Status of Environmental Mitigation Measures**

- 2.4.1 According to the Environmental Permit and the Contractor's EM&A Manual, the mitigation measures detailed in the documents are required to be implemented. An updated summary of the EMIS is provided in APPENDIX D.

### **2.5 Summary of Exceedances**

- 2.5.1 No Action/Limit Level exceedance was reported in the reporting month.

### **2.6 Implementation Status of Event Action Plan**

- 2.6.1 The Event Action Plans for air quality and construction noise are presented in APPENDIX E.

### **2.7 Summary of Complaints and Prosecutions**

- 2.7.1 No environmental complaint and prosecution related to the Project works was received during the reporting month.

## **3. FUTURE KEY ISSUES**

### **3.1 Key Issues for the Coming Month**

- 3.1.1 Key issues to be considered in the coming month include:
- Fit-out works for Retail Shop, E&M Equipment Testing and Commissioning and Finishing Works.

### **3.2 Construction Program for the Next Month**

- 3.2.1 The tentative construction program for the Project is provided in APPENDIX F.

#### **4. CONCLUSIONS AND RECOMMENDATIONS**

##### **4.1 Conclusions**

- 4.1.1 Two environmental site audits were performed in April 2011. No non-compliance was observed during the site audits.
- 4.1.2 No exceedance of environmental monitoring was reported in the reporting month.
- 4.1.3 No environmental complaint and prosecution related to the project was received in the reporting month.

##### **4.2 Recommendations**

- 4.2.1 According to the environmental audits performed in the reporting month, the following recommendations are suggested:

###### *Chemical Management*

- Remove empty oil drum from site as soon as possible or placed in drip tray.

###### *Waste Management*

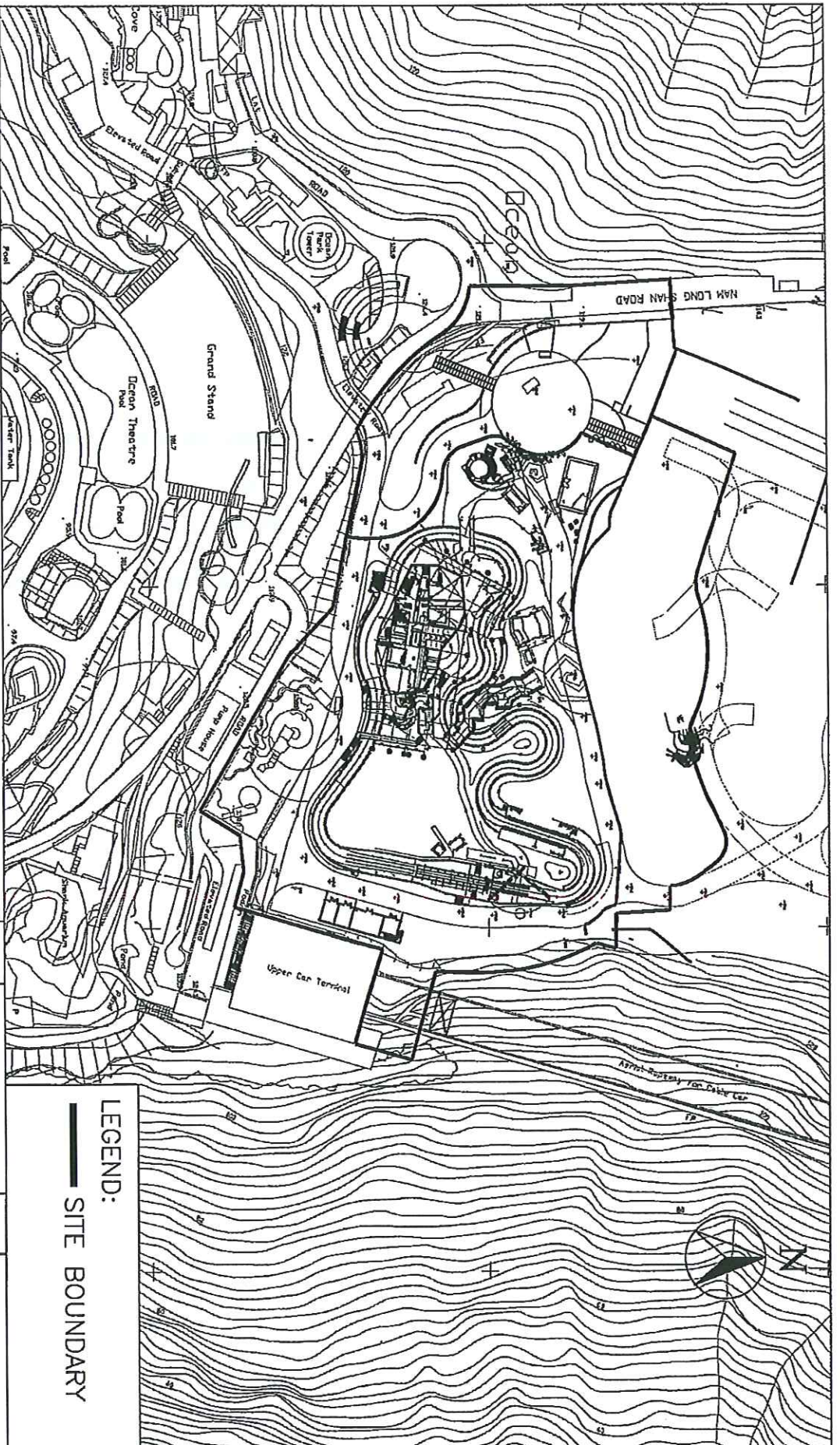
- Materials placed further away from trees to avoid spillage of liquid, e.g. paints to soil.



---

APPENDIX A  
SITE LAYOUT PLAN

---



**W** 永興聯合建築有限公司  
W. HING CONSTRUCTION CO. LTD.

CONTRACT NO. CS02  
OCEAN PARK REDEVELOPMENT PROJECT - RAINFOREST  
SITE LAYOUT PLAN

SCALE	A4 1:1500	DATE	JULY 2009
CHECK	KON KWOK	DRAWN	HC LAU
JOB NO.	CS02	DRAWING NO.	CS02/SL/01
		REV	—

---

APPENDIX B  
SITE AUDIT SUMMARY

---



**Ocean Park Master Redevelopment Project  
Contract P007  
Independent Environmental Checker**

**MONTHLY SITE INSPECTION CHECKLIST**

Inspection Date	26/04/2011	Time	14:00	Inspected By	EM: IEC: Florence Yuen Contractor: CS02: L. Wong CS03: W. Chung
Site Location	CS02 CS03				

**Weather**

Condition	<input type="checkbox"/> Sunny	<input type="checkbox"/> Fine	<input checked="" type="checkbox"/> Overcast	<input type="checkbox"/> Drizzle	<input type="checkbox"/> Rain	<input type="checkbox"/> Storm	<input type="checkbox"/> Hazy
Temperature	26 °C		Humidity	<input type="checkbox"/> High	<input type="checkbox"/> Moderate	<input type="checkbox"/> Low	
Wind	<input checked="" type="checkbox"/> Calm	<input type="checkbox"/> Light	<input type="checkbox"/> Breeze	<input type="checkbox"/> Strong	Direction <input type="text"/>		

		Close-out on last comments Y/N	N/A or not obs	Yes	No	Photo/Remarks
<b>Construction Noise</b>						
S2.18	Is a valid Construction Noise Permit (CNP) obtained for works during restricted hours?	<input type="checkbox"/>	<input type="checkbox"/>	<input checked="" type="checkbox"/>	<input type="checkbox"/>	
S2.26	Good Site Practices:					
	• Are the operating plants well-maintained and serviced regularly?	<input type="checkbox"/>	<input type="checkbox"/>	<input checked="" type="checkbox"/>	<input type="checkbox"/>	
	• Are silencers or mufflers utilized on construction equipment? Are they properly maintained?	<input type="checkbox"/>	<input type="checkbox"/>	<input checked="" type="checkbox"/>	<input type="checkbox"/>	
	• Is the mobile plant sited far enough from NSRs?	<input type="checkbox"/>	<input type="checkbox"/>	<input checked="" type="checkbox"/>	<input type="checkbox"/>	
	• Are Intermittently used machines and plants shut down between work periods?	<input type="checkbox"/>	<input type="checkbox"/>	<input checked="" type="checkbox"/>	<input type="checkbox"/>	
	• Is the plant known to emit noise strongly in one direction, if any, oriented to direct noise away from the NSRs?	<input type="checkbox"/>	<input checked="" type="checkbox"/>	<input type="checkbox"/>	<input type="checkbox"/>	
	• Is the stockpile or other structures utilized effectively, wherever practicable, in screening noise from the works?	<input type="checkbox"/>	<input checked="" type="checkbox"/>	<input type="checkbox"/>	<input type="checkbox"/>	
S2.27	Are suitable quiet plants adopted?	<input type="checkbox"/>	<input type="checkbox"/>	<input checked="" type="checkbox"/>	<input type="checkbox"/>	
S2.28	Are movable barriers used for both movable PME and stationary PME?	<input type="checkbox"/>	<input checked="" type="checkbox"/>	<input type="checkbox"/>	<input type="checkbox"/>	
S2.29	Do the screening materials used achieve the predicted noise reduction?	<input type="checkbox"/>	<input checked="" type="checkbox"/>	<input type="checkbox"/>	<input type="checkbox"/>	
S2.30	Are the noisy works avoided during examination period of the nearby school?	<input type="checkbox"/>	<input checked="" type="checkbox"/>	<input type="checkbox"/>	<input type="checkbox"/>	
<b>Blasting Noise</b>						
S2.32	• Are the NSRs informed of the blasting work in advance?	<input type="checkbox"/>	<input checked="" type="checkbox"/>	<input type="checkbox"/>	<input type="checkbox"/>	

- Is sufficient time allowed for alerting all the potential NSRs prior to every blasting work? 

	✓		
--	---	--	--

 \_\_\_\_\_
- Are proper procedures put in place to alert and minimise any startling effect on the staff working in Ocean Park? 

	✓		
--	---	--	--

 \_\_\_\_\_
- Is the optimal amount of charge used evaluated for noise reduction? 

	✓		
--	---	--	--

 \_\_\_\_\_

#### *Landscape and Visual*

- S3.10 Consideration on existing surrounding vegetation:
- Are temporary tree nurseries set up? 

	✓		
--	---	--	--

 \_\_\_\_\_
  - Is "no-intrusion zones" implemented? 

	✓		
--	---	--	--

 \_\_\_\_\_
  - Is the existing vegetation protected from damage? 

			✓
--	--	--	---

CS02(2) P120990
  - Are hill fire prevention measures taken? 

		✓	
--	--	---	--

 \_\_\_\_\_
  - Is dust and erosion controlled for exposed soil? 

		✓	
--	--	---	--

 \_\_\_\_\_
  - Are the irrigation networks set up throughout the Establishment Period? 

	✓		
--	---	--	--

 \_\_\_\_\_
  - Is Quarterly Report on existing trees to be retained or transplanted prepared by the Contractor? 

	✓		
--	---	--	--

 \_\_\_\_\_
- S3.11 Consideration on appearance and view:
- Is the appearance of hoardings suitable? 

		✓	
--	--	---	--

 \_\_\_\_\_
  - Is the appearance of construction workers, plants/machines suitable? 

		✓	
--	--	---	--

 \_\_\_\_\_
  - Are the screening and alignment of the temporary barging point and conveyor system suitable? 

	✓		
--	---	--	--

 \_\_\_\_\_
  - Are the selected security floodlights suitable? 

	✓		
--	---	--	--

 \_\_\_\_\_

#### *Ecology*

- S4.5 Transplantation:
- Is the transplantation work supervised by a qualified botanist/horticulturalist in the ET? 

		✓	
--	--	---	--

 \_\_\_\_\_
  - Are the transplanted plant species of conservation interest monitored during the first 12 months after transplantation? 

		✓	
--	--	---	--

 \_\_\_\_\_
- S4.7 Construction:
- Is the runoff entering watercourses avoided by control measure, especially during heavy rain? 

		✓	
--	--	---	--

 \_\_\_\_\_
  - Is the site runoff directed to regularly cleaned and maintained silt traps (or oil separators)? 

		✓	
--	--	---	--

 \_\_\_\_\_
  - Are sediment traps included in drainage to collect and control construction run-off? 

		✓	
--	--	---	--

 \_\_\_\_\_
  - Is suitable size silt traps or oil interceptor used? 

		✓	
--	--	---	--

 \_\_\_\_\_
  - Is vegetation survey carried out to determine the feasibility and suitability of individual plants for transplantation? 

		✓	
--	--	---	--

 \_\_\_\_\_
  - Are the trees located within the works area preserved suitably? 

		✓	
--	--	---	--

 \_\_\_\_\_
  - Are individual plants of conservation interest transplanted prior to the construction phase? 

		✓	
--	--	---	--

 \_\_\_\_\_

- Are the equipments and stockpiles placed in designated works areas and access routes selected on existing disturbed land to minimise disturbance to natural habitats?

		✓	
--	--	---	--

- Are construction activities restricted to the work areas demarcated?

		✓	
--	--	---	--

- Are waste skips provided to collect general refuse and construction wastes?

		✓	
--	--	---	--

- Are the wastes disposed of timely and properly off-site?

		✓	
--	--	---	--

- Is open burning on works sites prohibited?

		✓	
--	--	---	--

- Are native plant species made use of as far as possible on newly formed land?

		✓	
--	--	---	--

#### Construction Waste

##### S5.4 Good Site Practices

- Are arrangements made for collection and effective disposal of all wastes generated?

		✓	
--	--	---	--

- Are the waste management and chemical handling procedures followed?

		✓	
--	--	---	--

- Are sufficient waste disposal points provided?

		✓	
--	--	---	--

- Are the wastes disposed of regularly?

		✓	
--	--	---	--

- Are appropriate measures taken to minimise windblown litter and dust during transportation of waste by either covering trucks or transporting wastes in enclosed containers?

		✓	
--	--	---	--

- Are the drainage systems, sumps and oil interceptors regularly cleaned and maintained?

		✓	
--	--	---	--

##### S5.5 Waste Reduction Measures:

- Is the C&D waste from demolition and decommissioning of existing facilities sorted to recover recyclable materials?

		✓	
--	--	---	--

- Are different types of wastes segregated and stored in different containers, skips or stockpiles to enhance reuse or recycling and the proper disposal?

		✓	
--	--	---	--

- Are aluminium cans segregated in labelled bins and collected by individual collectors for recycling?

		✓	
--	--	---	--

- Are proper storage and site practices maintained to minimise the potential for damage or contamination of construction material?

		✓	
--	--	---	--

- Are the construction materials planned and stocked carefully to avoid unnecessary generation of waste?

		✓	
--	--	---	--

##### S5.7 General Refuse

- Is the general refuse stored in enclosed bins or compaction units separate from C&D material?

		✓	
--	--	---	--

- Is the general refuse removed regularly by a waste collector?

		✓	
--	--	---	--

##### S5.8 C&D Material

- Are the excavated materials from site formation of the expansion areas and tunnel construction for the funicular system reused on-site as backfilling material and for landscape works?

		✓	
--	--	---	--

- Are the surplus rock and other inert C&D material disposed of at the public fill sites?

		✓	
--	--	---	--

- Is a waste management plan prepared?

		✓	
--	--	---	--



	• Is a recording system present for the record of amount of wastes generated, recycled and disposed?	<input type="checkbox"/>	<input type="checkbox"/>	<input checked="" type="checkbox"/>	<input type="checkbox"/>	
	• Is the trip-ticket system required in ETWB TCW No.31/2004 followed on site?	<input type="checkbox"/>	<input type="checkbox"/>	<input checked="" type="checkbox"/>	<input type="checkbox"/>	
S5.9	<b>Chemical Wastes</b> Is chemical wastes generated from the works? And if yes,	<input type="checkbox"/>	<input type="checkbox"/>	<input checked="" type="checkbox"/>	<input type="checkbox"/>	
	• Is the Contractor registered as a Chemical Waste Producer?	<input type="checkbox"/>	<input type="checkbox"/>	<input checked="" type="checkbox"/>	<input type="checkbox"/>	
	• Are good quality containers used for separating and storing chemical wastes?	<input type="checkbox"/>	<input type="checkbox"/>	<input checked="" type="checkbox"/>	<input type="checkbox"/>	CS020P1120987 CS030P1020976
	• Are appropriate labels securely attached on each chemical waste container to indicate their corresponding chemical characteristics?	<input type="checkbox"/>	<input type="checkbox"/>	<input checked="" type="checkbox"/>	<input type="checkbox"/>	
	• Is the Contractor licensed to transport and dispose of the chemical wastes?	<input type="checkbox"/>	<input type="checkbox"/>	<input checked="" type="checkbox"/>	<input type="checkbox"/>	
	<b>Land Contamination</b>					
S6.11	• Is the contact of construction workers with contaminated materials minimised by using bulk earth-moving excavator equipment?	<input type="checkbox"/>	<input checked="" type="checkbox"/>	<input type="checkbox"/>	<input type="checkbox"/>	
	• Are appropriate cloth, personal protective equipment, hygiene and washing facilities provided to minimise exposure to any contaminated material?	<input type="checkbox"/>	<input checked="" type="checkbox"/>	<input type="checkbox"/>	<input type="checkbox"/>	
	• Is stockpiling of contaminated excavated materials avoided?	<input type="checkbox"/>	<input checked="" type="checkbox"/>	<input type="checkbox"/>	<input type="checkbox"/>	
	• Is the use of contaminated soil for landscaping without proper treatment prohibited?	<input type="checkbox"/>	<input checked="" type="checkbox"/>	<input type="checkbox"/>	<input type="checkbox"/>	
	• Are vehicles containing excavated materials covered properly to limit potential dust emissions or contaminated wastewater runoff?	<input type="checkbox"/>	<input checked="" type="checkbox"/>	<input type="checkbox"/>	<input type="checkbox"/>	
	• Is the speed of the trucks carrying contaminated materials controlled?	<input type="checkbox"/>	<input checked="" type="checkbox"/>	<input type="checkbox"/>	<input type="checkbox"/>	
	• Are the necessary waste disposal permits obtained from appropriate authorities in according with Waste Disposal (Chemical Waste) (General) Regulation?	<input type="checkbox"/>	<input checked="" type="checkbox"/>	<input type="checkbox"/>	<input type="checkbox"/>	
	• Are silt removal facilities provided with retention time for silt/sand traps of 5 minutes under maximum flow conditions?	<input type="checkbox"/>	<input checked="" type="checkbox"/>	<input type="checkbox"/>	<input type="checkbox"/>	
	• Are the records maintained for quantity of wastes generated and disposal of?	<input type="checkbox"/>	<input checked="" type="checkbox"/>	<input type="checkbox"/>	<input type="checkbox"/>	
S6.12	<b>Remediation Process</b>					
	• Is biopile covered by tarpaulin or low permeable sheet to avoid dust emission?	<input type="checkbox"/>	<input checked="" type="checkbox"/>	<input type="checkbox"/>	<input type="checkbox"/>	
	• Is vented air from biopile treated by blower and carbon adsorption system before released to the atmosphere?	<input type="checkbox"/>	<input checked="" type="checkbox"/>	<input type="checkbox"/>	<input type="checkbox"/>	
	• Are the materials which may generate airborne dust emissions adequately wetted prior to and during the loading, unloading and handling operations?	<input type="checkbox"/>	<input checked="" type="checkbox"/>	<input type="checkbox"/>	<input type="checkbox"/>	
	• Are silencers installed at biopile blower to minimise noise impact?	<input type="checkbox"/>	<input checked="" type="checkbox"/>	<input type="checkbox"/>	<input type="checkbox"/>	
	• Are quiet plants such as generator and blower used for biopile?	<input type="checkbox"/>	<input checked="" type="checkbox"/>	<input type="checkbox"/>	<input type="checkbox"/>	

- Are the mixing process and other associated material handling activities properly scheduled to minimise potential noise impact? 

	✓		
--	---	--	--
- Are impermeable liners placed at the bottom of biopile? 

	✓		
--	---	--	--
- Is leachate collection sump construction along the perimeter of biopile? 

	✓		
--	---	--	--
- Is the leachate recycled back to the biopile or truck away to Chemical Waste Treatment Centre for disposal? 

	✓		
--	---	--	--
- Is the mixing of contaminated soils and cement/water/other additive(s) undertaken at a solidification plant to minimise the potential for leaching? 

	✓		
--	---	--	--
- Is a concrete bund construction along the perimeter of the solidification/stabilisation area to prevent runoff? 

	✓		
--	---	--	--
- Are the loading, unloading, handling, transfer and storage of cement carried out in an enclosed system? 

	✓		
--	---	--	--
- Are the contaminated soils transported by roll-off trucks (containerisation)? 

	✓		
--	---	--	--
- Is temporary hoarding provided around the treatment area to minimise the visual impact? 

	✓		
--	---	--	--

#### Air Quality

S7.23

#### Good Site Practices

- Is watering carried out regularly with complete coverage to reduce dust emissions from exposed site surfaces and unpaved roads, particularly during dry weather? 

			✓
--	--	--	---

 CS03⑤ P1120984
- Is watering frequently carried out for particularly dusty construction areas, temporary stockpiles and areas close to ASRs? 

✓			
---	--	--	--
- Are the aggregate or dusty material storage piles covered with their side enclosed to reduce emissions? Or if this is not practicable, is watering applied to aggregate fines? 

✓			
---	--	--	--
- Is open stockpiles avoided or covered and placed far enough from the ASRs? 

		✓	
--	--	---	--
- Is the dropping height of material restricted to minimise the fugitive dust from unloading/loading? 

		✓	
--	--	---	--
- Is tarpaulin used to cover all dusty vehicle loads transported to, from and within the site? 

		✓	
--	--	---	--
- Are vehicle wheel and body washing facilities available at the exit points of the site? 

		✓	
--	--	---	--
- Are wind shield and dust extraction units or similar dust mitigation measures provided at the loading points? If dust generation is likely during the process, particularly in dry seasons, is water sprinklers provided at the loading site? 

		✓	
--	--	---	--
- Do the vehicles comply with the recommended speed limit of 10 km/h on unpaved roads? 

		✓	
--	--	---	--
- Are dusty activities rescheduled during high-wind conditions? 

	✓		
--	---	--	--
- Are the routing of vehicles and positioning of construction plants at maximum possible distance from the ASRs? 

		✓	
--	--	---	--
- Is suitable buffer zone provided and work areas fenced off with hoarding (not less than 2.4m from ground level)? 

		✓	
--	--	---	--

S7.24

#### Drilling & Blasting

	• Is watering carried out on the exposed area after blasting?	<input type="checkbox"/>	<input checked="" type="checkbox"/>	<input type="checkbox"/>	<input type="checkbox"/>	
	• Is vacuum extraction drilling method used?	<input type="checkbox"/>	<input checked="" type="checkbox"/>	<input type="checkbox"/>	<input type="checkbox"/>	
	• Is the blasting process carefully sequenced?	<input type="checkbox"/>	<input checked="" type="checkbox"/>	<input type="checkbox"/>	<input type="checkbox"/>	
	• Is the firing of explosive carried out in the morning prior to opening of the Park?	<input type="checkbox"/>	<input checked="" type="checkbox"/>	<input type="checkbox"/>	<input type="checkbox"/>	
S7.25	Crushing Plant					
	• Is water sprayed on the crusher?	<input type="checkbox"/>	<input checked="" type="checkbox"/>	<input type="checkbox"/>	<input type="checkbox"/>	
	• Are fabric filters installed for the crushing plant?	<input type="checkbox"/>	<input checked="" type="checkbox"/>	<input type="checkbox"/>	<input type="checkbox"/>	
	• Is chute or dust curtain used for controlling dust when transferring materials from crusher to the conveyors?	<input type="checkbox"/>	<input checked="" type="checkbox"/>	<input type="checkbox"/>	<input type="checkbox"/>	
S7.26	Barging Point & Conveyor Belt System					
	• Are the conveyors placed within enclosed structures?	<input type="checkbox"/>	<input checked="" type="checkbox"/>	<input type="checkbox"/>	<input type="checkbox"/>	
	• Is profiled steel cladding provided at two sides of loading point?	<input type="checkbox"/>	<input checked="" type="checkbox"/>	<input type="checkbox"/>	<input type="checkbox"/>	
	• Are dust suppression sprays installed and operated at the feeding inlet and outlet?	<input type="checkbox"/>	<input checked="" type="checkbox"/>	<input type="checkbox"/>	<input type="checkbox"/>	
	• Is the barging point placed within an enclosed structure incorporating an enclosed chute for material transfer to the barge?	<input type="checkbox"/>	<input checked="" type="checkbox"/>	<input type="checkbox"/>	<input type="checkbox"/>	
	• Is a flexible curtain hanged on the enclosed chute to prevent dust emission when excavated materials/rocks transported into the barge?	<input type="checkbox"/>	<input checked="" type="checkbox"/>	<input type="checkbox"/>	<input type="checkbox"/>	

#### Water Quality

S8.3	Site Run-off and Drainage					
	• Are all sewer and drainage connections sealed to prevent debris, soil, sand etc. from entering public sewer before commencing any site formation work?	<input type="checkbox"/>	<input type="checkbox"/>	<input checked="" type="checkbox"/>	<input type="checkbox"/>	
	• Are temporary ditches provided to facilitate runoff discharge into appropriate watercourses, via appropriate sized silt retention pond?	<input type="checkbox"/>	<input type="checkbox"/>	<input checked="" type="checkbox"/>	<input type="checkbox"/>	
	• Are cut-off ditches provided for all major site clearance/excavation works where soils would be exposed to control runoff from the areas?	<input type="checkbox"/>	<input type="checkbox"/>	<input checked="" type="checkbox"/>	<input type="checkbox"/>	
	• Are channels, earth/concrete bunds and sand bags deployed to direct surface runoff?	<input type="checkbox"/>	<input type="checkbox"/>	<input checked="" type="checkbox"/>	<input type="checkbox"/>	
	• Are catchpits and perimeter channels constructed in advance of relevant site formation works?	<input type="checkbox"/>	<input type="checkbox"/>	<input checked="" type="checkbox"/>	<input type="checkbox"/>	
	• Are the boundaries of earthworks marked and surrounded by dykes or embankments for flood protection?	<input type="checkbox"/>	<input type="checkbox"/>	<input checked="" type="checkbox"/>	<input type="checkbox"/>	
	• Are sand/silt traps and sediment basins provided to remove sand/silt particles from runoff?	<input type="checkbox"/>	<input type="checkbox"/>	<input checked="" type="checkbox"/>	<input type="checkbox"/>	
	• Are silt removal facilities, channels and manholes maintained and deposited silt/grit removed regularly to ensure that these facilities are functioning properly at all times?	<input type="checkbox"/>	<input type="checkbox"/>	<input type="checkbox"/>	<input checked="" type="checkbox"/>	GS03@P1120972
	• Are exposed soil surfaces covered?	<input type="checkbox"/>	<input type="checkbox"/>	<input checked="" type="checkbox"/>	<input type="checkbox"/>	
	• Is the water pumped out from foundation excavations discharged into silt removal facilities?	<input type="checkbox"/>	<input type="checkbox"/>	<input checked="" type="checkbox"/>	<input type="checkbox"/>	
	• Are exposed soil areas minimised to reduce potential for increased siltation and contamination of runoff?	<input type="checkbox"/>	<input type="checkbox"/>	<input checked="" type="checkbox"/>	<input type="checkbox"/>	



- Are earthwork final surfaces well compacted and is subsequent permanent work or surface protection performed immediately?

		✓	
--	--	---	--

- Is the rainwater pumped out from trenches or excavation directed to silt removal facilities before discharge?

	✓		
--	---	--	--

- Are open stockpiles of construction materials or construction wastes of more than 50m<sup>3</sup> covered with tarpaulin during rainstorm?

	✓		
--	---	--	--

In case of an excavation in rainy seasons:

- Is temporary exposed slope/soil surfaces covered by tarpaulin as far as practicable?

	✓		
--	---	--	--

- Are intercepting channels provided to prevent storm runoff from washing across exposed soil surfaces?

	✓		
--	---	--	--

- Are surface protection measures and arrangements implemented to prepare for arrival of a rainstorm?

	✓		
--	---	--	--

#### Coral Sites

S8.4

- Are enhanced (with the use of flocculants added) sand/silt removal facilities employed for treatment of runoff from the major excavation at the Summit?

		✓	
--	--	---	--

- Is a silt curtain system used to enclose the construction phase discharge point at Tai Shue Wan?

		✓	
--	--	---	--

- Are debris and refuse collected, handled and disposed of properly to avoid entering any nearby water bodies and public drainage system?

		✓	
--	--	---	--

- Are stockpiles of cement and other construction materials kept covered when not being used?

		✓	
--	--	---	--

- Are oils and fuels used and stored in designated areas which have pollution prevention facilities (Fuel tanks and storage areas provided with locks and sited on sealed areas, within bunds of a capacity equal to 110% of the storage capacity of the largest tank)?

		✓	
--	--	---	--

- Are temporary sanitary facilities, such as portable chemical toilets, employed on-site where necessary to handle sewage from the workforce? Is a licensed contractor employed for disposal of waste matter and maintenance of these facilities?

		✓	
--	--	---	--

- Is a reputable waste collector should be employed by the Contractor to remove general refuse from the site, separately from construction and chemical wastes, on a daily basis to minimize odour, pest and litter impacts. Burning of refuse on construction sites is prohibited by law?

		✓	
--	--	---	--

- Are aluminium cans recovered from the waste stream and collected separate labelled bins?

		✓	
--	--	---	--

- Are office wastes reduced through the recycling of paper?

		✓	
--	--	---	--

- Are training provided to workers on site cleanliness & waste management procedure?

		✓	
--	--	---	--

#### Cultural Heritage

S10.6

- If there is any work planned within one metre of the grave, is a one metre buffer zone provided around the grave and is the grave demarcated by temporary fence?

		✓	
--	--	---	--

#### Hazard to Life

S11.3

Good Site Practices:

- Is the area around the magazine free of vegetation? 

	✓		
--	---	--	--
- Is the control of (small) fires planned and provided through the following?
  - Weekly checking of fire fighting equipment and the on-site fire water tank level. 

	✓		
--	---	--	--
  - Daily checking of all critical safety equipment on vehicle, including the fire extinguishers. 

	✓		
--	---	--	--
  - Maintaining back-up means of fighting fire on the explosive vehicles. 

	✓		
--	---	--	--
  - Providing safety training for drivers and other personnel present during explosive delivery with regard to operating fire hydrants and fighting of explosive fires. 

	✓		
--	---	--	--
- Is the magazine secured against unauthorised entry and theft of explosive through the following?
  - Maintaining a list of persons authorised to enter the magazine and ensuring the list is available to the magazine security guard. 

	✓		
--	---	--	--
  - Activating an alarm system that limits times at which explosive can be removed from the magazine and connecting the system to central security station. 

	✓		
--	---	--	--
  - Incorporating "Duress code" function in the alarm system. 

	✓		
--	---	--	--
  - Maintaining alarm system in good condition. 

	✓		
--	---	--	--
- Is the magazine security guard located separately from the magazine complex? 

	✓		
--	---	--	--
- Is the communication maintained in emergency with the following measures?
  - Providing non-hazardous electronic equipment for persons working within 60 m of detonators. 

	✓		
--	---	--	--
  - Ensuring availability of phone numbers for all key personnel. 

	✓		
--	---	--	--
- If there is a typhoon signal no. 3 or above, or black rainstorm signal, are all operations at magazine and transport ceased? 

	✓		
--	---	--	--
- Is the risk of detonators explosion on vehicle reduced during transit through the following?
  - Ensuring that magazine within vehicle is lined. 

	✓		
--	---	--	--
  - Limiting off-site transport to 5 to 6 a.m. each day. 

	✓		
--	---	--	--
  - Escorting vehicles with separate security vehicle when using the public road. 

	✓		
--	---	--	--
  - Ensuring that UN 1.4B packaging of detonators remains intact until handed over at blasting site. 

	✓		
--	---	--	--
- Is the fuel isolation switch available on vehicle to prevent fire spreading in case a fire breaks out? 

	✓		
--	---	--	--
- Is an experienced driver with accident-free record employed for explosive vehicle and security escort? 

	✓		
--	---	--	--
- Are the drivers checked for health before employing? 

	✓		
--	---	--	--
- Are the vehicles regularly checked to maintain in good condition to reduce chance of accident due to breaking down? 

	✓		
--	---	--	--
- Is the truck fuel fire escalating to cause explosion avoided through the following means?

- Ensuring that the Contractor is aware of the potential hazards to site.	<input type="checkbox"/>	<input checked="" type="checkbox"/>	<input type="checkbox"/>	<input type="checkbox"/>	_____
- Maintaining appropriate fire fighting equipment.	<input type="checkbox"/>	<input checked="" type="checkbox"/>	<input type="checkbox"/>	<input type="checkbox"/>	_____
- Requiring the Contractor to plan and make emergency arrangements.	<input type="checkbox"/>	<input checked="" type="checkbox"/>	<input type="checkbox"/>	<input type="checkbox"/>	_____
• Is spare/redundant fire fighting equipment provided?	<input type="checkbox"/>	<input checked="" type="checkbox"/>	<input type="checkbox"/>	<input type="checkbox"/>	_____
• Can communications be maintained between two vehicles (drivers and security) during the trip to prevent collision of two explosive vehicles in case of an accident?	<input type="checkbox"/>	<input checked="" type="checkbox"/>	<input type="checkbox"/>	<input type="checkbox"/>	_____
• Are the processes of checking of condition of drivers to suspend any driver of concern carried out?	<input type="checkbox"/>	<input checked="" type="checkbox"/>	<input type="checkbox"/>	<input type="checkbox"/>	_____
Project specific measures:					
• Is the speed of vehicle limited along the Ocean Park portion of Nam Long Shan Road within 100 m of the explosives magazine to 25 km/hr?	<input type="checkbox"/>	<input checked="" type="checkbox"/>	<input type="checkbox"/>	<input type="checkbox"/>	_____
• Is other contractors' use of the Ocean Park internal service road restricted during delivery of explosives, i.e. 6 to 7 a.m?	<input type="checkbox"/>	<input checked="" type="checkbox"/>	<input type="checkbox"/>	<input type="checkbox"/>	_____
• Is the Ocean Park guard required to call to the magazine guard on an hourly basis when explosives are stored in magazines?	<input type="checkbox"/>	<input checked="" type="checkbox"/>	<input type="checkbox"/>	<input type="checkbox"/>	_____
• Is the evacuation of part or all of Ocean Park Headland Area arranged in case of the explosive magazine being engulfed in fire?	<input type="checkbox"/>	<input checked="" type="checkbox"/>	<input type="checkbox"/>	<input type="checkbox"/>	_____
• Is the risk to the public from accidental initiation during charging and blasting limited by the following means?					
- Closing the Ocean Park from commencement of charging holes until completion of blasting each day.	<input type="checkbox"/>	<input checked="" type="checkbox"/>	<input type="checkbox"/>	<input type="checkbox"/>	_____
- Arranging for relevant authorities to post notices to mariners - warning them of blasting operations and advising them to stay away from a strip 100m wide immediately to the east of Headland from commencement of charge holes until completion of blasting each day (i.e. 9 a.m).	<input type="checkbox"/>	<input checked="" type="checkbox"/>	<input type="checkbox"/>	<input type="checkbox"/>	_____
- Not operating amusement rides in the event of accidental explosion until confirmed free of critical damage.	<input type="checkbox"/>	<input checked="" type="checkbox"/>	<input type="checkbox"/>	<input type="checkbox"/>	_____
• If unexploded explosives are found in blasthole(s), is the opening of Ocean Park delayed or is part of the Ocean Park delayed when there are unspent explosives?	<input type="checkbox"/>	<input checked="" type="checkbox"/>	<input type="checkbox"/>	<input type="checkbox"/>	_____
• Is the opportunity for arson/deliberate initiation of explosive reduced with the following means?					
- Paying attention to the security alert status from the Government.	<input type="checkbox"/>	<input checked="" type="checkbox"/>	<input type="checkbox"/>	<input type="checkbox"/>	_____
- Developing a security plan to address high alert level.	<input type="checkbox"/>	<input checked="" type="checkbox"/>	<input type="checkbox"/>	<input type="checkbox"/>	_____
• Is an emergency plan developed to address uncontrolled fire in magazine area?	<input type="checkbox"/>	<input checked="" type="checkbox"/>	<input type="checkbox"/>	<input type="checkbox"/>	_____
• Is the transfer of explosives between 5 to 6 a.m agreed by Mines Division?	<input type="checkbox"/>	<input checked="" type="checkbox"/>	<input type="checkbox"/>	<input type="checkbox"/>	_____
• Is the road surface along the explosive transportation route maintained?	<input type="checkbox"/>	<input checked="" type="checkbox"/>	<input type="checkbox"/>	<input type="checkbox"/>	_____
• Are the contractor's driver and security escort tested in respect of safety plan? Is the route driven before the driver undertakes the first delivery of explosives?	<input type="checkbox"/>	<input checked="" type="checkbox"/>	<input type="checkbox"/>	<input type="checkbox"/>	_____



- |  |  |  |   |  |  |  |
|--|--|--|---|--|--|--|
| <ul style="list-style-type: none"> <li>• Is adequate space provided for the explosive vehicle to manoeuvre without reversing close to the magazine to limit the likelihood of vehicle accident?</li> </ul> | <table border="1" style="display: inline-table;"> <tr> <td style="width: 20px; height: 20px;"></td> <td style="width: 20px; height: 20px; text-align: center;">✓</td> <td style="width: 20px; height: 20px;"></td> <td style="width: 20px; height: 20px;"></td> </tr> </table> |  | ✓ |  |  |  |
|  | ✓  |  |   |  |  |  |
| <ul style="list-style-type: none"> <li>• Is lighting for explosive vehicles provided on temporary road(s)?</li> </ul>  | <table border="1" style="display: inline-table;"> <tr> <td style="width: 20px; height: 20px;"></td> <td style="width: 20px; height: 20px; text-align: center;">✓</td> <td style="width: 20px; height: 20px;"></td> <td style="width: 20px; height: 20px;"></td> </tr> </table> |  | ✓ |  |  |  |
|  | ✓  |  |   |  |  |  |
| S11.4 • Is ammonium nitrate emulsion (ANE) delivered outside of Park opening times?  | <table border="1" style="display: inline-table;"> <tr> <td style="width: 20px; height: 20px;"></td> <td style="width: 20px; height: 20px; text-align: center;">✓</td> <td style="width: 20px; height: 20px;"></td> <td style="width: 20px; height: 20px;"></td> </tr> </table> |  | ✓ |  |  |  |
|  | ✓  |  |   |  |  |  |

Observation for this month

- ① Empty oil drum was placed on bareground. Recommend to remove from site ASAP or placed in drip tray.
- ② Materials were banked around several trees. Recommend to be placed further away to avoid spillage of liquid eg. paints to soil.

IEC Representative

*Florence Yuen*

( Florence Yuen )

Environmental Manager

*Lindsay Pickles*

( Lindsay Pickles )

Contractor's  
Representative  
CS02

*Leo Wong*

Observation for this month

- ① Stagnant water was accumulated in the channel surrounding the site. Recommend to remove ASAP.
- ② An empty oil drum was placed on bareground. Recommend to place in chemical waste storage area and dispose off-site ASAP.
- ③ Some part of the haul road was dry. Recommend to provide water spray more frequently.

IEC Representative

Environmental Manager

Contractor's  
Representative  
CS03

*Florence Yuen*

( Florence Yuen )





*Lindsay Pickles*

( Lindsay Pickles )

*U. Wilson*


( U. Wilson )





Ocean Park Master Redevelopment Project  
Contract P007  
Independent Environmental Checker  
MONTHLY SITE INSPECTION PHOTOS

Contract CS02 Rainforest	
Follow up observation in March 2011	
Contractor's Observation	Observation in this site inspection
	N/A
P1120796: A drip tray with an air compressor was accumulated with rocks and other materials. The Contractor was reminded to clear any materials accumulated in the drip tray to ensure effectiveness.	Closed – The said air compressor and corresponding drip tray was no longer observed on-site.
	
P1120786: Two oil drums were placed on bare ground. The Contractor was reminded to provide drip tray to all oil drums on-site to avoid oil spillage.	P1120987: An empty oil drum was placed on bare ground. The Contractor was reminded to place it in chemical waste storage area and dispose it properly.
	N/A
P1120790: Paved access road was dry and dusty. The Contractor was reminded to clear the dusty materials deposited on the paved access road more frequently.	Closed – Dust on the said paved access road had been cleared.






**Ocean Park Master Redevelopment Project  
Contract P007  
Independent Environmental Checker  
MONTHLY SITE INSPECTION PHOTOS**

Observations in April 2011		
		
P1120990: Materials were banked around several trees. The Contractor was reminded to avoid placing construction materials and equipment too close to the trees to avoid spillage of oil and paints to the soil.		

Contract CS03 Trill Mountain and Polar Adventure		
Follow up observations in March 2011		
Observation in last site inspection	Observation in this site inspection	
		
P1120772: Drip tray with a number of oil drums was accumulated with oil and water. The Contractor was reminded to remove the oil and water as chemical waste and maintain and ensure effectiveness of the drip tray.	Closed - P1120967: Oil and water in the drip tray with a number of oil drums had been removed.	
		
P1120777: Idled stockpiles of backfill materials were not covered. The Contractor was reminded to cover all idle stockpiles with tarpaulin sheets or other means to suppress dust.	Closed - P1120963: Idled stockpile of backfill material was covered to suppress dust.	

**Ocean Park Master Redevelopment Project  
Contract P007  
Independent Environmental Checker  
MONTHLY SITE INSPECTION PHOTOS**

Observations in April 2011	
	
P1120972: Stagnant water was accumulated in the surface channel surrounding the site. The Contractor was reminded to remove them as soon as possible to avoid accumulation.	P1120976: An empty oil drum was placed on bare ground. The Contractor was reminded to place it in chemical waste storage area and dispose it properly.
	
P1120984: Some parts of the haul road were dry and dusty. The Contractor was reminded to provide water spray to cover the entire site and more frequently during dry weather.	

---

APPENDIX C  
SUMMARY OF WASTE GENERATED

---



**W. Hing Construction Co., Ltd.**  
**Ocean Park Redevelopment Project Contract No. CS02 - Rainforest**

**Monthly Summary Waste Flow Table**

Month	Actual Quantities of Inert C&D Materials Generated		Non-inert C&D Waste disposed to Sorting Facilities at Tseung Kwan O	Non-inert C&D Waste disposed to SENT Landfill	Chemical Waste disposed to Chemical Waste Treatment Facility at Tsing Yi	Recycle Metals	Packaging and other general refuse (e.g. Plastic, paper wrapping etc.)
	Disposed to Fill Bank at Tseung Kwan O	Disposed to Public Fill Barging Point at Quarry Bay / Chai Wan *					
	(in tonnes)	(in tonnes)	(in tonnes)	(in tonnes)	(in tonnes)	(in tonnes)	(in tonnes)
May-09	N/A	N/A	N/A	N/A	N/A	N/A	N/A
Jun-09	N/A	N/A	N/A	N/A	N/A	N/A	N/A
Jul-09	N/A	N/A	N/A	N/A	N/A	N/A	N/A
Aug-09	N/A	10.1	N/A	23.74	N/A	N/A	N/A
Sep-09	N/A	152.30	N/A	9.27	N/A	N/A	N/A
Oct-09	N/A	256.09	N/A	20.55	N/A	N/A	N/A
Nov-09	N/A	522.69	N/A	23.15	N/A	N/A	N/A
Dec-09	N/A	207.94	N/A	22.46	N/A	N/A	N/A
Jan-10	N/A	427.83	N/A	39.62	N/A	N/A	N/A
Feb-10	N/A	437.81	N/A	21.44	N/A	N/A	N/A
Mar-10	N/A	235.38	N/A	33.51	N/A	N/A	N/A
Apr-10	N/A	504.52	N/A	33.04	N/A	N/A	N/A
May-10	N/A	577.89	N/A	26.1	N/A	N/A	N/A
Jun-10	N/A	565.63	N/A	41.34	N/A	N/A	N/A
Jul-10	N/A	732.8	N/A	37.71	N/A	N/A	N/A
Aug-10	N/A	889.23	N/A	46.38	N/A	N/A	N/A
Sep-10	N/A	1506.21	N/A	42.31	N/A	N/A	N/A
Oct-10	N/A	1025.56	N/A	72.64	N/A	N/A	N/A
Nov-10	N/A	768.63	N/A	124.13	N/A	N/A	N/A
Dec-10	N/A	194.61	N/A	91.33	N/A	N/A	N/A
Jan-11	N/A	47.87	N/A	27.44	N/A	N/A	N/A
Feb-11	N/A	92.71	N/A	38.95	N/A	N/A	N/A
Mar-11	N/A	88.28	N/A	59.15	N/A	N/A	N/A
Apr-11	N/A	70.5	N/A	35.85	N/A	N/A	N/A
<b>Total</b>	<b>0</b>	<b>9312.63</b>	<b>0</b>	<b>846.97</b>	<b>0</b>	<b>0</b>	<b>0</b>

---

APPENDIX D  
ENVIRONMENTAL MITIGATION  
IMPLEMENTATION SCHEDULE (EMIS)

---

# APPENDIX D - Summary of Environmental Mitigation Implementation Schedule

Types of Impacts	Mitigation Measures	Status
Construction Dust	◆ Use of regular watering, with complete coverage, to reduce dust emissions from exposed site surfaces and unpaved roads, particularly during dry weather.	C
	◆ Use of frequent watering for particularly dusty construction areas, temporary stockpiles and areas close to ASRs.	C
	◆ Side enclosure and covering of any aggregate or dusty material storage piles to reduce emissions. Where this is not practicable owing to frequent usage, watering shall be applied to aggregate fines.	C
	◆ Open stockpiles shall be avoided or covered. Where possible, prevent placing dusty material storage piles near ASRs.	C
	◆ Restricting heights from which materials are dropped, as far as practicable to minimize the fugitive dust arising from unloading/loading.	C
	◆ Tarpaulin covering of all dusty vehicle loads transported to, from and between site locations.	R
	◆ Use of vehicle wheel and body washing facilities at the exit points of the site.	C
	◆ Provision of wind shield and dust extraction units or similar dust mitigation measures at the loading points, and use of water sprinklers at the loading area where dust generation is likely during the loading process of loose material, particularly in dry seasons/ periods.	R
	◆ Imposition of speed controls for vehicles on unpaved site roads. Ten kilometers per hour is the recommended limit.	C
	◆ Dusty activities should be re-scheduled if high-wind conditions are encountered.	N/A
	◆ Where possible, routing of vehicles and positioning of construction plant should be at the maximum possible distance from ASRs.	N/A
	◆ Suitable buffer zone should be provided and the works areas should be fenced off with hoarding. The height of hoarding should not be less than 2.4m from ground level.	N/A
	<i>Crushing Plant</i>	
	◆ Water sprays on the crusher. •	N/A
	◆ Fabric filters installed for the crushing plant. •	N/A
	◆ When transferring materials from crusher to the conveyors, chutes or dust curtains would be used for controlling dust.	N/A

## Remarks:

C	Compliance of mitigation measure	NC	Non-compliance of mitigation measure	N/A	Not Applicable
*	Non-compliance but rectified by the contractor	R	Recommendation was made during site audit but improved/rectified by the contractor.		



# APPENDIX D - Summary of Environmental Mitigation Implementation Schedule

Types of Impacts	Mitigation Measures	Status
Construction Dust	<p><i>Barging Point &amp; Conveyor Belt System</i></p> <ul style="list-style-type: none"> <li>◆ The conveyors would be placed within a totally enclosed structure •</li> <li>◆ Profiled steel cladding would be provided at two sides of loading point. •</li> <li>◆ Dust suppression sprays would be installed and operated in strategic locations at the feeding inlet and outlet.</li> <li>◆ The barging point would be placed within a totally enclosed structure incorporating an enclosed chute for material transfer to the barge. Flexible curtain would be hanged on the enclosed chute prevent dust emission when excavated materials/rocks transported into the barge.</li> <li>◆ Some areas of the Park would remain open for visitors during the construction period. Therefore, suitable buffer zones from major construction activities should be provided where practical and the works areas should be fenced off with hoarding during the construction phase. It is recommended to erect hoarding of a height not less than 2.4m from ground level.</li> </ul>	<p>N/A N/A N/A N/A N/A</p>
Construction Noise	<p><i>Construction Phase</i></p> <ul style="list-style-type: none"> <li>◆ Only well-maintained plant should be operated on-site and plant should be serviced regularly during the construction programme</li> <li>◆ Silencers or mufflers on construction equipment should be utilized and should be properly maintained during the construction programme</li> <li>◆ Mobile plant, if any, should be sited as far from NSRs as possible.</li> <li>◆ Machines and plant (such as trucks) that may be in intermittent use should be shut down between work periods or should be throttled down to a minimum</li> <li>◆ Plant known to emit noise strongly in one direction should, wherever possible, be orientated so that the noise is directed away from the nearby NSRs</li> <li>◆ Material stockpiles and other structures should be effectively utilized, wherever practicable, in screening noise from on-site construction activities</li> </ul>	<p>C C C C C N/A</p>

## Remarks:

C	Compliance of mitigation measure	NC	Non-compliance of mitigation measure	N/A	Not Applicable
*	Non-compliance but rectified by the contractor	R	Recommendation was made during site audit but improved/rectified by the contractor.		

APPENDIX D - Summary of Environmental Mitigation Implementation Schedule

Types of Impacts	Mitigation Measures	Status
Construction Noise	<p><i>Adoption of Quieter Plant</i></p> <ul style="list-style-type: none"> <li>◆ In order to reduce the excessive noise impacts at the affected NSRs at the Waterfront during normal daytime working hours, quieter plants are recommended. The Contractors do not have to use specific items of quiet plant adopted in this assessment. The Contractors may use other type of quiet plant, which have the same total SWL, to meet their needs</li> </ul>	C
	<p><i>Use of Movable Noise Barrier</i></p> <ul style="list-style-type: none"> <li>◆ The use of movable barrier for certain PME could further alleviate the construction noise impacts. In general, 5dB (A) reduction for movable PME and 10dB (A) for stationary PME can be achieved depending on the actual design of movable noise barrier.</li> <li>◆ The Contractor should be responsible for designing of the movable noise barrier with due consideration given to the size of the PME and the requirement of intercepting the line of sight between the NSRs and PME. Barrier material of surface mass in excess of 7kg/m<sup>2</sup> is recommended to achieve the predicted screening effect.</li> <li>◆ Exceedance of up to 5dB (A) would be predicted at the OPC Guest Route during the examination periods. Early liaison with the OPC of this impacted area is recommended to plan for the construction programme. Noisy construction activities should be avoided during the examination period as far as practicable so as to reduce the potential noise impact at the area to comply with the noise criterion of 65dB(A).</li> </ul>	<p>C</p> <p>C</p> <p>N/A</p>

Remarks:

C	Compliance of mitigation measure	NC	Non-compliance of mitigation measure	N/A	Not Applicable
*	Non-compliance but rectified by the contractor	R	Recommendation was made during site audit but improved/rectified by the contractor.		

APPENDIX D - Summary of Environmental Mitigation Implementation Schedule

Types of Impacts	Mitigation Measures	Status
Ecology	<i>Construction Phase</i>	
♦	All excavation works carried out close to water bodies shall be carefully controlled to avoid runoff entering watercourses, especially during periods of heavy rain.	C
♦	Site runoff shall be directed towards regularly cleaned and maintained silt traps and where appropriate, oil/grease separators to minimize risk of sedimentation and pollution.	N/A
♦	Suitable size / capacity silt traps and oil/grease interceptors shall be used.	N/A
♦	Noise mitigation measures including the use of quiet construction plant and movable noise barriers shall be implemented to minimize disturbance to habitats adjacent to the work areas.	N/A
♦	Trees located within the works areas shall be preserved as far as practicable.	C
♦	Placement of equipment or stockpile in designated works areas and access routes selected on existing disturbed land to minimise disturbance to natural habitats	R
♦	Construction activities shall be restricted to the work areas that would be clearly demarcated	C
♦	The work areas shall be reinstated immediately after completion of the works	C
♦	Waste skips shall be provided to collect general refuse and construction wastes. The wastes would be disposed of timely and properly off-site.	R
♦	Drainage arrangements shall include sediment traps to collect and control construction run-off	C
♦	Open burning on works sites is illegal, and shall be strictly enforced	C
♦	Landscaping works on newly formed land shall as far as possible make use of native plant species	C

Remarks:

C	Compliance of mitigation measure	NC	Non-compliance of mitigation measure	N/A	Not Applicable
*	Non-compliance but rectified by the contractor	R	Recommendation was made during site audit but improved/rectified by the contractor.		



# APPENDIX D - Summary of Environmental Mitigation Implementation Schedule

Types of Impacts	Mitigation Measures	Status
Water Quality	<i>Construction Runoff and Drainage</i>	
♦	Before commencing any site formation work, all sewer and drainage connections should be sealed to prevent debris, soil, sand etc. from entering public sewers/drains	C
♦	Temporary ditches should be provided to facilitate run-off discharge into appropriate watercourses, via appropriately sized/ designed silt retention pond or similar structure. No site run-off should enter artificial ponds. Cut-off ditches should be provided for all major site clearance/ excavation works where soils would be exposed so that instances of uncontrolled run-off from exposed areas would be minimized. As well as channels, earth/ concrete bunds and/ or sand bags, as appropriate, should be deployed to direct surface run-off towards channels. Catch pits and perimeter channels should be constructed in advance of relevant site formation works.	C
♦	Boundaries of earthworks should be marked and surrounded by dykes or embankments for flood protection, as necessary.	R
♦	Sand/silt removal facilities such as sand/silt traps and sediment basins should be provided to remove sand/silt particles from runoff to meet the requirements of the Technical Memorandum standard under the Water Pollution Control Ordinance. The design of silt removal facilities should be based on the guidelines provided in ProPECC PN 1/94. All drainage facilities and erosion and sediment control structures should be inspected monthly and maintained to ensure proper and efficient operation at all times and particularly during rainstorms.	C
♦	Silt removal facilities, channels and manholes should be maintained and the deposited silt and grit should be regularly removed, at the onset of and after each rainstorm to ensure that these facilities are functioning properly at all times.	R
♦	Exposed soil surfaces should be covered.	R

## Remarks:

C	Compliance of mitigation measure	NC	Non-compliance of mitigation measure	N/A	Not Applicable
*	Non-compliance but rectified by the contractor	R	Recommendation was made during site audit but improved/rectified by the contractor.		

APPENDIX D - Summary of Environmental Mitigation Implementation Schedule

Types of Impacts	Mitigation Measures	Status
Water Quality	<ul style="list-style-type: none"> <li>Water pumped out from foundation excavations should be discharged into silt removal facilities.</li> <li>If excavation cannot be avoided during rainy seasons, temporarily exposed slope/soil surfaces should be covered by a tarpaulin or other means, as far as practicable, and temporary access roads should be protected by crushed stone or gravel, as excavation proceeds. Interception channels should be provided (e.g. along the crest/ edge of the excavation) to prevent storm runoff from washing across exposed soil surfaces. Arrangements should always be in place to ensure that adequate surface protection measures can be safely carried out well before the arrival of a rainstorm. Other measures that need to be implemented before, during and after rainstorms are summarized in ProPECC PN 1/94.</li> <li>Exposed soil areas should be minimized to reduce potential for increased siltation and contamination of runoff.</li> <li>Earthwork final surfaces should be well compacted and subsequent permanent work or surface protection should be immediately performed. Appropriate intercepting channels should be provided where necessary. Rainwater pumped out from trenches or excavations should be directed to silt removal facilities before discharge</li> <li>Open stockpiles of construction materials or construction wastes on-site of more than 50m3 should be covered with tarpaulin or similar fabric during rainstorms</li> </ul>	<p>C</p> <p>R</p> <p>R</p> <p>C</p> <p>R</p>
	<p><i>General Construction Activities</i></p> <ul style="list-style-type: none"> <li>Debris and refuse generated on-site should be collected</li> <li>Oils and fuels should only be used and stored in designated areas which have pollution prevention facilities. To prevent spillage of fuels and solvents to nearby water bodies and public drains</li> </ul>	<p>C</p> <p>C</p>
	<p><i>Sewage from Construction Workforce</i></p> <ul style="list-style-type: none"> <li>Temporary sanitary facilities, such as portable chemical toilets, should be employed on-site where necessary to handle sewage from the workforce. A licensed contractor would be responsible for appropriate disposal of waste matter and maintenance of these facilities</li> </ul>	<p>C</p>

Remarks:

C	Compliance of mitigation measure	NC	Non-compliance of mitigation measure	N/A	Not Applicable
*	Non-compliance but rectified by the contractor	R	Recommendation was made during site audit but improved/rectified by the contractor.		



APPENDIX D - Summary of Environmental Mitigation Implementation Schedule

Types of Impacts	Mitigation Measures	Status
Waste / Chemical	<p><i>Good Site Practice</i></p> <ul style="list-style-type: none"> <li>nomination of an approved personnel, such as a site manager, to be responsible for good site practices, arrangements for collection and effective disposal to an appropriate facility, of all wastes generated at the site</li> <li>regular cleaning and maintenance programme for drainage systems, sumps and oil interceptors</li> <li>training of site personnel in proper waste management and chemical handling procedures</li> <li>provision of sufficient waste disposal points and regular collection for disposal</li> <li>appropriate measures to minimise windblown litter and dust during transportation of waste by either covering trucks or by transporting wastes in enclosed containers</li> </ul> <p><i>Waste Reduction Measures</i></p> <ul style="list-style-type: none"> <li>sort C&amp;D waste from demolition and decommissioning of the existing facilities to recover recyclable portions such as metals</li> <li>segregation and storage of different types of waste in different containers, skips or stockpiles to enhance reuse or recycling of materials and their proper disposal.</li> <li>proper storage and site practices to minimise the potential for damage or contamination of construction materials</li> <li>to encourage collection of aluminium cans by individual collectors, separate labelled bins shall be provided to segregate this waste from other general refuse generated by the work force.</li> <li>plan and stock construction materials carefully to minimise amount of waste generated and avoid unnecessary generation of waste.</li> </ul>	<p>C</p> <p>R</p> <p>R</p> <p>R</p> <p>R</p> <p>C</p> <p>R</p> <p>R</p> <p>C</p> <p>R</p>

Remarks:

C	Compliance of mitigation measure	NC	Non-compliance of mitigation measure	N/A	Not Applicable
*	Non-compliance but rectified by the contractor	R	Recommendation was made during site audit but improved/rectified by the contractor.		



APPENDIX D - Summary of Environmental Mitigation Implementation Schedule

Types of Impacts	Mitigation Measures	Status
Waste / Chemical	<p><i>General Refuse</i></p> <ul style="list-style-type: none"> <li>General refuse should be stored in enclosed bins or compaction units separate from C&amp;D material. A reputable waste collector should be employed by the contractor to remove general refuse from the site, separately from C&amp;D material. Preferably an enclosed and covered area should be provided to reduce the occurrence of 'wind blown' light material.</li> </ul> <p><i>Construction and Demolition Material</i></p> <ul style="list-style-type: none"> <li>A Waste Management Plan should be prepared.</li> <li>In order to monitor the disposal of C&amp;D and solid wastes at public filling facilities and landfills and to control fly-tipping, a trip-ticket system should be included. One may make reference to ETWB TCW No.31/2004 for details.</li> <li>A recording system for the amount of wastes generated, recycled and disposed (including the disposal sites) should be proposed.</li> </ul> <p><i>Chemical Waste</i></p> <ul style="list-style-type: none"> <li>If chemical wastes are produced at the construction site, the Contractor would be required to register with the EPD as a Chemical Waste Producer and to follow the guidelines stated in the Code of Practice on the Packaging, Labelling and Storage of Chemical Wastes. Good quality containers compatible with the chemical wastes should be used, and incompatible chemicals should be stored separately. Appropriate labels should be securely attached on each chemical waste container indicating the corresponding chemical characteristics of the chemical waste, such as explosive, flammable, oxidizing, irritant, toxic, harmful, corrosive, etc. The Contractor shall use a licensed collector to transport and dispose of the chemical wastes, to either the Chemical Waste Treatment Centre at Tsing Yi, or another licensed facility, in accordance with the Waste Disposal (Chemical Waste) (General) Regulation</li> </ul>	<p>R</p> <p>C C C</p> <p>R</p>

Remarks:

C	Compliance of mitigation measure	NC	Non-compliance of mitigation measure	N/A	Not Applicable
*	Non-compliance but rectified by the contractor	R	Recommendation was made during site audit but improved/rectified by the contractor.		

---

APPENDIX E  
EVENT ACTION PLANS

---

# APPENDIX E - Event and Action Plan for Construction Noise

Event	Action		
	Contractor's ET	Contractor	PM
<b>Action Level</b>	<ol style="list-style-type: none"> <li>1. Identify source</li> <li>2. Notify Contractor and PM</li> <li>3. Conduct additional noise monitoring to investigate the causes, if necessary</li> <li>4. Report the investigation results to Contractor and PM</li> <li>5. Discuss with Contractor for their formulation of remedial measures if the exceedance is related to construction works</li> <li>6. Conduct additional monitoring to check mitigation effectiveness, if necessary</li> </ol>	<ol style="list-style-type: none"> <li>1. Take immediate action to avoid further exceedance</li> <li>2. Submit noise mitigation proposals to Contractor's ET and PM.</li> <li>3. Implement noise mitigation proposals</li> </ol>	<ol style="list-style-type: none"> <li>1. Confirm receipt of notification of failure in writing</li> <li>2. Notify Contractor</li> <li>3. Require Contractor to propose remedial measures for the analysed noise problem</li> <li>4. Ensure remedial measures are properly implemented</li> </ol>
<b>Limit Level</b>	<ol style="list-style-type: none"> <li>1. Identify source</li> <li>2. Notify Contractor and PM</li> <li>3. Conduct additional noise monitoring and analyse Contractor's working procedures to determine possible cause of exceedance, if necessary</li> <li>4. Provide interim report to Contractor and PM on the causes and proposed action to be taken for the exceedances if exceedance is related to construction works</li> <li>5. Assess effectiveness by additional monitoring and report Contractor and PM, if necessary</li> <li>6. If exceedance stops, cease additional monitoring, if any</li> </ol>	<ol style="list-style-type: none"> <li>1. Take immediate action to avoid further exceedance</li> <li>2. Submit proposals for remedial actions to Contractor's ET, and Pm within 3 working days of notification</li> <li>3. Implement the agreed proposals</li> <li>4. Resubmit proposals if problem still not under control.</li> <li>5. Stop the relevant portion of works as determined by the PM until the exceedance is abated</li> </ol>	<ol style="list-style-type: none"> <li>1. Confirm receipt of notification of failure in writing</li> <li>2. Notify Contractor</li> <li>3. Require Contractor to propose remedial measures for the analysed noise problem</li> <li>4. Ensure remedial measures are properly implemented</li> <li>5. If exceedance continues, consider what portion of the work is responsible and instruct the Contractor to stop that portion of work until the exceedance is abated.</li> </ol>



# APPENDIX E - Event and Action Plan for Air Quality

Event	Action		
	Contractor's ET	Contractor	PM
<b>Action Level</b>	<ol style="list-style-type: none"> <li>1. Identify source</li> <li>2. Notify Contractor and PM</li> <li>3. Conduct additional monitoring to investigate the causes, if necessary</li> <li>4. Report the investigation results and if exceedance to Contractor and PM</li> </ol>	<ol style="list-style-type: none"> <li>1. Take immediate action to avoid further exceedance and rectify any unacceptable practice.</li> <li>2. Submit air mitigation proposal and PM for agreement if Contractor's ET indicated that exceedance is related to the construction works</li> <li>3. Implement agreed proposal within a time scale agreed with PM</li> </ol>	<ol style="list-style-type: none"> <li>1. Confirm receipt of notification of failure in writing</li> <li>2. Notify Contractor</li> <li>3. Require Contractor to submit air mitigation proposal</li> <li>4. Ensure remedial measures are properly implemented</li> </ol>
<b>Limit Level</b>	<ol style="list-style-type: none"> <li>1. Identify source</li> <li>2. Notify Contractor and PM</li> <li>3. Conduct additional monitoring and investigate the causes, if necessary</li> </ol>	<ol style="list-style-type: none"> <li>1. Take immediate action to avoid further exceedance and rectify any unacceptable practice</li> <li>2. In consultation with the PM, submit air mitigation proposal to PM for agreement within 3 working days of notification if Contractor's ET indicated that exceedances are related to construction works</li> <li>3. Implement agreed proposal within a time scale agreed with PM</li> <li>4. Amend working methods if appropriate.</li> </ol>	<ol style="list-style-type: none"> <li>1. Confirm receipt of notification of failure in writing</li> <li>2. Notify Contractor</li> <li>3. Require Contractor to submit air mitigation proposal</li> <li>4. Ensure remedial measures are properly implemented</li> </ol>

---

APPENDIX F  
TENTATIVE WORKS PROGRAMME

---

**Ocean Park Redevelopment Project Contract No.: CS02 – Rainforest**

[illegible]



**Part 3      CS-03 EM&A REPORT (April 2011)**



**Contract No. CS03**

**Ocean Park Redevelopment Project  
- Thrill Mountain & Polar Adventure**

**Monthly EM&A Report**

**April 2011**

Prepared By Alex Enagnon Gbaguidi

Certified By

*Wong*  
(Eric Wong)

(Construction Manager)

## TABLE OF CONTENTS

	Page
<b>EXECUTIVE SUMMARY .....</b>	<b>1</b>
<b>1. INTRODUCTION.....</b>	<b>3</b>
Background .....	3
Project Organizations .....	3
Construction Programme.....	4
Summary of EM&A Requirements .....	4
<b>2. ENVIRONMENTAL AUDIT.....</b>	<b>5</b>
Environmental Site Audits .....	5
Status of Environmental Licensing and Permitting.....	6
Status of Waste Management.....	6
Implementation Status of Environmental Mitigation Measures.....	7
Summary of Exceedances.....	7
Implementation Status of Event Action Plans.....	8
Summary of Complaints and Prosecutions .....	8
<b>3. FUTURE KEY ISSUES .....</b>	<b>8</b>
Key Issues for the Coming Month.....	8
<b>4. CONCLUSIONS AND RECOMMENDATIONS .....</b>	<b>8</b>
Conclusions .....	8
Recommendations .....	9



## **LIST OF FIGURE**

Figure 1.1     Site Layout Plan

## **LIST OF APPENDICES**

A            Site Audit Summary  
B            Coral Survey Report

## **LIST OF TABLES**

Table 1.1     Key Project Contacts  
Table 2.1     Observations and Recommendations of Site Audits  
Table 2.2     Summary of Environmental Licensing and Permit Status  
Table 2.3     Actual Quantity of Waste Generated in April 2011

## **EXECUTIVE SUMMARY**

### **Introduction**

This is the 11<sup>th</sup> monthly Environmental Monitoring and Audit (EM&A) Report prepared by Kaden – ATAL JV for the Contract No. CS03 “Ocean Park Redevelopment Project – Thrill Mountain & Polar Adventure” (hereinafter called “the Project”). The Project was commenced on 2<sup>nd</sup> November 2009. This document reports the findings of the environmental auditing works conducted in April 2011.

The major site activities undertaken in the reporting month included:

- Construction of queue area and pools at North Pole;
- Construction of Tuxedos Restaurant at South Pole;
- Construction of Pools inside North Pole;
- Apply waterproofing membrane and carry out water test for roof of North Pole;
- Construction of Bobsled Station superstructure and installation of rides;
- Construction Footing and superstructure for Thrill Mountain;
- Erection of structure steel works for ride at Floorless Coaster Station;
- Carry out wall finishing works for PA Building;
- Apply waterproofing at roof of PA Building;
- Construction of Superstructure for Floorless Coaster;
- Construction of Drainage system and Water main for External Works;
- Installation of theme works and
- Disposal Existing Stockpile prior.

### **Environmental Monitoring and Audit Works**

Environmental monitoring and audit works for the Project was performed as stipulated in the updated EM&A Manual. Site audits were conducted once per week. Environmental site audits were conducted on 1<sup>st</sup>, 8<sup>th</sup>, 15<sup>th</sup>, 21<sup>st</sup> & 26<sup>th</sup> April 2011 and the environmental ICE monthly site inspection was conducted on 26<sup>th</sup> April 2011 and No non-compliance was observed during the site audits.

The implementation of the environmental mitigation measures was checked and the environmental management plan was submitted.

No notification of exceedance was received from the Assistance Project Environmental Team Leader (ETL) in the reporting month.

### **Environmental Licenses and Permits**

Licenses/Permits granted to the Project include the Environmental Permit (EP) for the Redevelopment Project, Construction Noise Permit (CNP), Billing Account for Disposal of Construction Waste and Water Discharge License

Registration of Waste Producer (Chemical Waste), and notification pursuant to Section 3(1) of the Air Pollution Control (Construction Dust) Regulation was acknowledged by EPD.

### **Complaints and Prosecutions**

No environmental complaint and prosecution was received in the reporting month.

### **Future Key Issues**

Key issues to be considered in the coming month include:

- Construction Superstructure for Floorless Coaster;
- Construction of Concrete Structure for Bobsled Station;
- Installation of Ride Track at Floorless Coaster and Bobsled Station;
- Internal Finishing Works at PA Building;
- Construction of road works for permanent EVA Access;
- Construction of Drainage System and Water Main for Thrill Mountain and Bobsled Station Area.
- Erection of structural steel for Floorless Coaster workshop
- Erection of structural steel for Aviator
- Erection of structural steel for one side game booth
- Erection of structural steel for four side game booth
- Erection of structural steel for dinner hall and food kiosk
- Installation of theme works.

## 1. INTRODUCTION

### Background

- 1.1 Kaden-ATAL JV (the Contractor) was commissioned by the Employer to undertake the construction of the Contract No. CS03 “Ocean Park Redevelopment Project – Thrill Mountain & Polar Adventure” (the Project) and the project was commenced on 2<sup>nd</sup> November 2009. The site layout plan is illustrated in Figure 1.1.
- 1.2 These report summaries the environmental monitoring and audit works for the Project in the month of April 2011.
- 1.3 The scope of works for the Project includes:
- (a) Construction of summit reservoir and associated pump room.
  - (b) Construction of vehicular bridge.
  - (c) Construction of the Polar Adventure Building.
  - (d) Construction of back of house facilities in the Polar Adventure Building.
  - (e) Construction of other one to three storey buildings in Polar Adventure.
  - (f) Construction of foundation and installation of Bobsled Ride.
  - (g) Installation of Life Support Systems.
  - (h) Construction of one to three storey buildings in Thrill Mountain.
  - (i) Construction of foundation and installation of the Floorless Coaster.
  - (j) Installation of the Ultramax, Aviator, Musik Express and Bumper Car.
  - (k) New roadwork, paving, footpaths and infrastructure support.
  - (l) Installation of building services.
  - (m) Soft and hard landscape works.
  - (n) Construction of underground utilities and services.
  - (o) Construction of earth retaining structures.
  - (p) Construction of all interior fitting out works.
  - (q) Supply and installation of all elevator(s) and escalator(s).
  - (r) Coral survey and maintenance of existing suit curtain.

### Project Organizations

- 1.4 Different parties with different levels of involvement in the project organization include:
- The Engineer and Project Environmental Team Leader (ETL) – AECOM Consultant Ltd.
  - Contractor – Kaden-ATAL JV.
  - Independent Environmental Checker (IEC) – Mott MacDonald HK Ltd.
- 1.5 The responsibilities of respective parties are provided in Section the Contractor’s EM&A Manual of the Project.
- 1.6 The key contacts of the Project are shown in **Table 1.1**.



**Table 1.1 Key Project Contacts**

Party	Name	Role	Phone No.	Fax No.
Project ET	Mr. Tommy Lau	RSS Representative (Safety & Environmental)	2552 1546	2552 1406
Contractor	Mr. Keith Kwan	Acting Project Manager	3582 6099	3582 4877
	Mr. Eric Wong	Construction Manager	3582 6005	
Contractor's ET	Mr. Alex Enagnon Gbaguidi	Contractor's Assistance Environmental Team Leader	3582 4880	3582 4877
IEC	Miss Florence Yuen	Independent Environmental Checker (IEC) Representative	2828 5757	28271823

### Construction Programme

1.7 The site activities undertaken in the reporting month were:

- Construction Superstructure for Floorless Coaster;
- Construction of Concrete Structure for Bobsled Station;
- Installation of Ride Track at Floorless Coaster and Bobsled Station;
- Internal Finishing Works at PA Building;
- Construction of road works for permanent EVA Access;
- Construction of Drainage System and Water Main for Thrill Mountain and Bobsled Station Area.
- Erection of structural steel for Floorless Coaster workshop
- Erection of structural steel for Aviator
- Erection of structural steel for one side game booth
- Erection of structural steel for four side game booth
- Erection of structural steel for dinner hall and food kiosk
- Installation of theme works.

### Summary of EM&A Requirements

1.8 The EM&A programme requires construction phase environmental site audit. The duties and responsibilities comprise the following:

- monitor various environmental parameters, if necessary, as specified in the Contractor's EM&A Manual;
- analyze the environmental monitoring and audit data;
- review the EM&A programme to confirm the adequacy of mitigation measures implemented and the validity of the EIA predictions and to identify and adverse environmental impacts arising;
- carry out site inspection to investigate and audit the Contractor's site practice, equipment and work methodologies with respect to pollution control and

- environmental mitigation, and effect proactive action to pre-empt problems;
- audit and prepare EM&A reports on the site environmental conditions;
- report the environmental audit results to the Contractor;
- recommend appropriate mitigation measures to the Contractor in case of exceedance of Action and Limit Levels in accordance with the Event and Action Plans; and
- adhere to the procedures for carrying out complaint investigation in accordance with the Contractor's EM&A Manual.

- 1.9 This report presents the environmental monitoring and audit works for the Project in April 2011.

## 2. ENVIRONMENTAL AUDIT

### Environmental Site Audits

- 2.1 Environmental site audits were carried out on weekly basis to monitor the timely implementation of proper environmental management practices and mitigation measures in the Project site.
- 2.2 Site audits for the Project in the reporting month were conducted on Environmental site audits were conducted on 1<sup>st</sup>, 8<sup>th</sup>, 15<sup>th</sup>, 21<sup>st</sup> & 26<sup>th</sup> April 2011 and the environmental ICE monthly site inspection was conducted on 26<sup>th</sup> April 2011. No non-compliance was observed during the site audits. The summaries of site audits are attached in **Appendix A**.
- 2.3 During site inspections in the reporting month, no non-conformance was identified. The observations and recommendations are summarized in **Table 2.1**.

**Table 2.1 Observations and Recommendations of Site Audits**

Parameters	Date	Observations / Recommendations	Remediation/ Follow up
Waste/ Chemical Management	8/04/11	An empty oil drum was placed on bareground.	Remove empty oil drum off site immediately.
	26/04/11	Stagnant water was accumulated in the channel surrounding the site.	Remove stagnant water immediately.
Dust Control	15/04/11	Idled stockpiles of backfill materials were not covered.	Stockpiles were covered with tarpaulin sheet or spraying water regularly.
	26/04/11	Some part of the haul road was dry.	Provide water spray regularly to suppress dust.
Air Pollution		N/A	



### Status of Environmental Licensing and Permitting

2.4 All valid permits/licenses obtained for the Project are summarized in Table 2.2.

**Table 2.2 Summary of Environmental Licensing and Permit Status**

Permit No.	Valid Period		Details	Status
	From	To		
<b>Environmental Permit</b>				
EP-249/2006/A	23/10/2006	N/A	Expansion of the existing Ocean Park and reconstruction / modification of its existing facilities.	Valid
<b>Registration of Chemical Waste Producer</b>				
WPN5213-176-K2880-02	25/11/2009	N/A	Waste Disposal (Chemical Waste) (General) Regulation - Registration of Waste Producer	Valid
<b>Construction Noise Permit</b>				
GW-RS0036-11	01/02/2011	31/07/2011	Construction Noise Permit for Top of Nam Long Shan Rd., Ocean Park, 180 Wong Chuk Hang, Hong Kong	Valid
GW-RS0932-10	01/12/2010	31/05/2011		Valid
GW-RS0933-10	23/11/2010	09/05/2011		Valid
<b>Water Discharge License</b>				
WT00005926-2010	05/11/2009	28/02/2015	Discharge of industrial trade effluent arising from the Sedimentation tank at the construction site (CS03 Ocean Park Redevelopment Project) to communal storm water drain.	Valid
<b>Others</b>				
311433	N/A	N/A	Notification Pursuant to Section 3(1) of the Air Pollution Control (Construction Dust) Regulation	Valid
7009695	N/A	N/A	Construction Waste Disposal Billing Account with EPD	Valid

### Status of Waste Management

2.5 The amount of waste generated by the construction activities of the Project in the reporting month is attached in Table 2.3.

**Table 2.3 Actual Quantity of Waste Generated in April 2011**

Waste Type	Examples	Actual quantity disposed (Tonnes / Liter)	Disposal Locations
C&D Waste	Construction waste (Plastic, wood and bamboo)	195 (T)	SENT Landfill
	Mixed rock & soil	5527 (T)	CW barging point
Chemical waste	Used oil, spent solvent	400 L	Collected by licensed collector

### **Implementation Status of Environmental Mitigation Measures**

- 2.6 During site inspections in the month, the following observations and recommendations were made.

#### **Water Quality Mitigation Measures**

- The waste water was recycled for wheel washing and dust control and Septic Tank should be maintain well functioning.

#### **Air Quality Mitigation Measures**

- The Contractor to ensure cement materials was well covered.
- The Contractor to ensure water spray was carry out during breaking of rocks.
- The Contractor was reminded to cover the existing stockpile general fill material when they were not in use.

#### **Noise**

- No violation was observed nor recorded.

#### **Ecology**

- No violation was observed nor recorded.

#### **Waste / Chemical Management**

- Stagnant water was accumulated in drip tray. Contractor to ensure all contaminated water was well collected and stored in chemical waste storage area without spillage.
- Oil drums were observed without drip tray and place on the ground. Ensure no spillage of the chemical oil and provide trip tray accordingly.
- Collection of waste oil by registered waste collector.

#### **Others**

- No other violation was observed nor recorded.

### **Summary of Exceedances**

- 2.7 No Action/Limit Level exceedance was reported in the reporting month.



### **Implementation Status of Event Action Plans**

- 2.8 No complaint, summons or prosecution related to environmental issues was received or made against the Project in the reporting month.

### **Summary of Complaints and Prosecutions**

- 2.9 No environmental complaint and prosecution related to the Project works was received during the reporting month.

## **3. FUTURE KEY ISSUES**

### **Key Issues for the Coming Month**

- 3.1 Key issues to be considered in the coming month include:
- Construction Superstructure for Floorless Coaster;
  - Construction of Concrete Structure for Bobsled Station;
  - Installation of Ride Track at Floorless Coaster and Bobsled Station;
  - Internal Finishing Works at PA Building;
  - Construction of road works for permanent EVA Access;
  - Construction of Drainage System and Water Main for Thrill Mountain and Bobsled Station Area.
  - Erection of structural steel for Floorless Coaster workshop
  - Erection of structural steel for Aviator
  - Erection of structural steel for one side game booth
  - Erection of structural steel for four side game booth
  - Erection of structural steel for dinner hall and food kiosk
  - Installation of theme works.

## **4. CONSTRUCTION OF DRAINAGE, SEWERAGE AND WATER MAIN SYSTEM.CONCLUSIONS AND RECOMMENDATIONS**

### **Conclusions**

- 4.1 Five environmental site audits were performed in April 2011. No non-compliance was observed during the site audits.
- 4.2 No exceedance of environmental monitoring was reported in the reporting month.
- 4.3 No environmental complaint and prosecution related to the project was received in the reporting month.

### **Recommendations**

- 4.4 According to the environmental audits performed in the reporting month, the following recommendations are suggested:

#### ***Water Quality Impact***

- Should ensure that the sedimentation tank is well function before discharging waste water off site.

#### ***Dust Impact***

- To carry out routine water spray to all haul roads and during rock breaking activity.
- To cover the existing stockpile general fill material when they were not in use.
- To ensure auto waterspray head is on when the floor is dry and dusty.

#### ***Waste / Chemical Waste Impact***

- To carry out routine inspection for chemical waste storage area after rainy day.
- To ensure spent oil keep in dip tray during drilling rig maintenance.
- To ensure all domestic waste was fully cover in rubbish bin and cleaning up frequently.
- To ensure general refuse were store in the enclosed container or compaction units and separate from C& D materials.

#### ***Air Pollution Impact***

- To ensure all plants and equipments are well maintained in good condition and replace air filter frequently.

Kaden – ATAL JV

Contract No. CS03  
Ocean Park Redevelopment Project –  
Thrill Mountain & Polar Adventure  
**Monthly EM&A Report – April 2011**

---

## **Site Layout Plan**



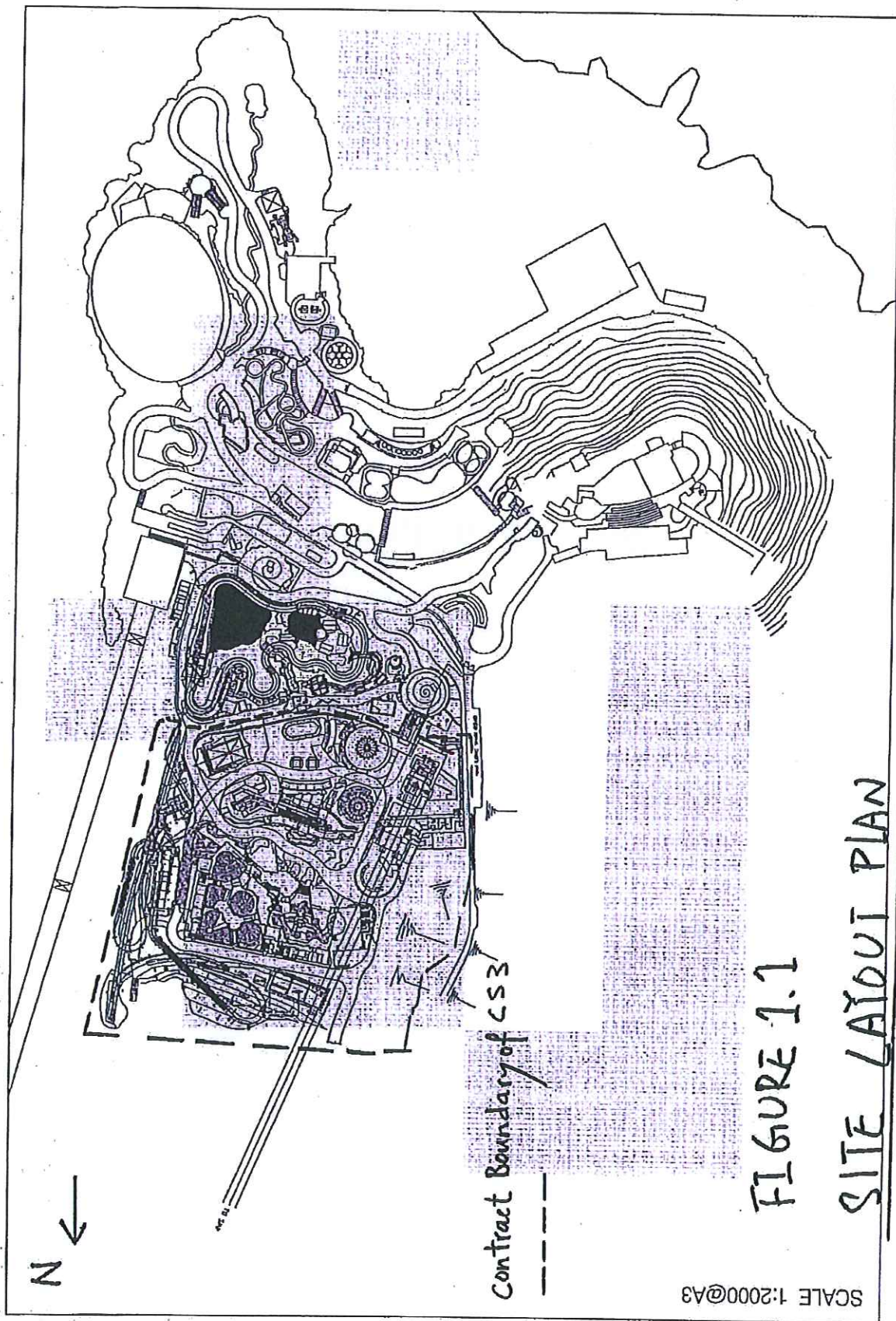


FIGURE 1.1  
SITE LAYOUT PLAN

**Appendix A**  
**Site Audit Summary**

**Ocean Park Master Redevelopment Project  
Contract P007  
Independent Environmental Checker**

**MONTHLY SITE INSPECTION CHECKLIST**

Inspection Date	26/04/2011	Time	14:00	Inspected By	EM: IEC: Florence Yuen Contractor: CS02: L. Wong CS03: W. Chung
Site Location	CS02 CS03				

**Weather**

Condition	<input type="checkbox"/> Sunny	<input type="checkbox"/> Fine	<input checked="" type="checkbox"/> Overcast	<input type="checkbox"/> Drizzle	<input type="checkbox"/> Rain	<input type="checkbox"/> Storm	<input type="checkbox"/> Hazy
Temperature	26°C		Humidity	<input type="checkbox"/> High	<input type="checkbox"/> Moderate	<input type="checkbox"/> Low	
Wind	<input checked="" type="checkbox"/> Calm	<input type="checkbox"/> Light	<input type="checkbox"/> Breeze	<input type="checkbox"/> Strong	Direction <input style="width: 50px;" type="text"/>		

		Close-out on last comments Y/N	N/A or not obs	Yes	No	Photo/Remarks
<b>Construction Noise</b>						
S2.18	Is a valid Construction Noise Permit (CNP) obtained for works during restricted hours?	<input type="checkbox"/>	<input type="checkbox"/>	<input checked="" type="checkbox"/>	<input type="checkbox"/>	
S2.26	Good Site Practices:					
	• Are the operating plants well-maintained and serviced regularly?	<input type="checkbox"/>	<input type="checkbox"/>	<input checked="" type="checkbox"/>	<input type="checkbox"/>	
	• Are silencers or mufflers utilized on construction equipment? Are they properly maintained?	<input type="checkbox"/>	<input type="checkbox"/>	<input checked="" type="checkbox"/>	<input type="checkbox"/>	
	• Is the mobile plant sited far enough from NSRs?	<input type="checkbox"/>	<input type="checkbox"/>	<input checked="" type="checkbox"/>	<input type="checkbox"/>	
	• Are intermittently used machines and plants shut down between work periods?	<input type="checkbox"/>	<input type="checkbox"/>	<input checked="" type="checkbox"/>	<input type="checkbox"/>	
	• Is the plant known to emit noise strongly in one direction, if any, oriented to direct noise away from the NSRs?	<input type="checkbox"/>	<input checked="" type="checkbox"/>	<input type="checkbox"/>	<input type="checkbox"/>	
	• Is the stockpile or other structures utilized effectively, wherever practicable, in screening noise from the works?	<input type="checkbox"/>	<input checked="" type="checkbox"/>	<input type="checkbox"/>	<input type="checkbox"/>	
S2.27	Are suitable quiet plants adopted?	<input type="checkbox"/>	<input type="checkbox"/>	<input checked="" type="checkbox"/>	<input type="checkbox"/>	
S2.28	Are movable barriers used for both movable PME and stationary PME?	<input type="checkbox"/>	<input checked="" type="checkbox"/>	<input type="checkbox"/>	<input type="checkbox"/>	
S2.29	Do the screening materials used achieve the predicted noise reduction?	<input type="checkbox"/>	<input checked="" type="checkbox"/>	<input type="checkbox"/>	<input type="checkbox"/>	
S2.30	Are the noisy works avoided during examination period of the nearby school?	<input type="checkbox"/>	<input checked="" type="checkbox"/>	<input type="checkbox"/>	<input type="checkbox"/>	
<b>Blasting Noise</b>						
S2.32	• Are the NSRs informed of the blasting work in advance?	<input type="checkbox"/>	<input checked="" type="checkbox"/>	<input type="checkbox"/>	<input type="checkbox"/>	



- Is sufficient time allowed for alerting all the potential NSRs prior to every blasting work? 

	✓		
--	---	--	--
- Are proper procedures put in place to alert and minimise any startling effect on the staff working in Ocean Park? 

	✓		
--	---	--	--
- Is the optimal amount of charge used evaluated for noise reduction? 

	✓		
--	---	--	--

#### *Landscape and Visual*

- S3.10 Consideration on existing surrounding vegetation:
- Are temporary tree nurseries set up? 

	✓		
--	---	--	--
  - Is "no-intrusion zones" implemented? 

	✓		
--	---	--	--
  - Is the existing vegetation protected from damage? 

			✓
--	--	--	---

 CS02(2) P1120990
  - Are hill fire prevention measures taken? 

		✓	
--	--	---	--
  - Is dust and erosion controlled for exposed soil? 

		✓	
--	--	---	--
  - Are the irrigation networks set up throughout the Establishment Period? 

	✓		
--	---	--	--
  - Is Quarterly Report on existing trees to be retained or transplanted prepared by the Contractor? 

	✓		
--	---	--	--
- S3.11 Consideration on appearance and view:
- Is the appearance of hoardings suitable? 

		✓	
--	--	---	--
  - Is the appearance of construction workers, plants/machines suitable? 

		✓	
--	--	---	--
  - Are the screening and alignment of the temporary barging point and conveyor system suitable? 

	✓		
--	---	--	--
  - Are the selected security floodlights suitable? 

	✓		
--	---	--	--

#### *Ecology*

- S4.5 Transplantation:
- Is the transplantation work supervised by a qualified botanist/horticulturalist in the ET? 

		✓	
--	--	---	--
  - Are the transplanted plant species of conservation interest monitored during the first 12 months after transplantation? 

		✓	
--	--	---	--
- S4.7 Construction:
- Is the runoff entering watercourses avoided by control measure, especially during heavy rain? 

		✓	
--	--	---	--
  - Is the site runoff directed to regularly cleaned and maintained silt traps (or oil separators)? 

		✓	
--	--	---	--
  - Are sediment traps included in drainage to collect and control construction run-off? 

		✓	
--	--	---	--
  - Is suitable size silt traps or oil interceptor used? 

		✓	
--	--	---	--
  - Is vegetation survey carried out to determine the feasibility and suitability of individual plants for transplantation? 

		✓	
--	--	---	--
  - Are the trees located within the works area preserved suitably? 

		✓	
--	--	---	--
  - Are individual plants of conservation interest transplanted prior to the construction phase? 

		✓	
--	--	---	--



- Are the equipments and stockpiles placed in designated works areas and access routes selected on existing disturbed land to minimise disturbance to natural habitats?

		✓	
--	--	---	--

- Are construction activities restricted to the work areas demarcated?

		✓	
--	--	---	--

- Are waste skips provided to collect general refuse and construction wastes?

		✓	
--	--	---	--

- Are the wastes disposed of timely and properly off-site?

		✓	
--	--	---	--

- Is open burning on works sites prohibited?

		✓	
--	--	---	--

- Are native plant species made use of as far as possible on newly formed land?

		✓	
--	--	---	--

#### Construction Waste

##### S5.4 Good Site Practices

- Are arrangements made for collection and effective disposal of all wastes generated?

		✓	
--	--	---	--

- Are the waste management and chemical handling procedures followed?

		✓	
--	--	---	--

- Are sufficient waste disposal points provided?

		✓	
--	--	---	--

- Are the wastes disposed of regularly?

		✓	
--	--	---	--

- Are appropriate measures taken to minimise windblown litter and dust during transportation of waste by either covering trucks or transporting wastes in enclosed containers?

		✓	
--	--	---	--

- Are the drainage systems, sumps and oil interceptors regularly cleaned and maintained?

		✓	
--	--	---	--

##### S5.5 Waste Reduction Measures:

- Is the C&D waste from demolition and decommissioning of existing facilities sorted to recover recyclable materials?

		✓	
--	--	---	--

- Are different types of wastes segregated and stored in different containers, skips or stockpiles to enhance reuse or recycling and the proper disposal?

		✓	
--	--	---	--

- Are aluminium cans segregated in labelled bins and collected by individual collectors for recycling?

		✓	
--	--	---	--

- Are proper storage and site practices maintained to minimise the potential for damage or contamination of construction material?

		✓	
--	--	---	--

- Are the construction materials planned and stocked carefully to avoid unnecessary generation of waste?

		✓	
--	--	---	--

##### S5.7 General Refuse

- Is the general refuse stored in enclosed bins or compaction units separate from C&D material?

		✓	
--	--	---	--

- Is the general refuse removed regularly by a waste collector?

		✓	
--	--	---	--

##### S5.8 C&D Material

- Are the excavated materials from site formation of the expansion areas and tunnel construction for the funicular system reused on-site as backfilling material and for landscape works?

		✓	
--	--	---	--

- Are the surplus rock and other inert C&D material disposed of at the public fill sites?

		✓	
--	--	---	--

- Is a waste management plan prepared?

		✓	
--	--	---	--

	• Is a recording system present for the record of amount of wastes generated, recycled and disposed?	<input type="checkbox"/>	<input checked="" type="checkbox"/>	<input type="checkbox"/>	<input type="checkbox"/>	
	• Is the trip-ticket system required in ETWB TCW No.31/2004 followed on site?	<input type="checkbox"/>	<input checked="" type="checkbox"/>	<input type="checkbox"/>	<input type="checkbox"/>	
S5.9	<b>Chemical Wastes</b> Is chemical wastes generated from the works? And if yes,	<input type="checkbox"/>	<input checked="" type="checkbox"/>	<input type="checkbox"/>	<input type="checkbox"/>	
	• Is the Contractor registered as a Chemical Waste Producer?	<input type="checkbox"/>	<input checked="" type="checkbox"/>	<input type="checkbox"/>	<input type="checkbox"/>	
	• Are good quality containers used for separating and storing chemical wastes?	<input type="checkbox"/>	<input type="checkbox"/>	<input checked="" type="checkbox"/>	<input type="checkbox"/>	CS020 P1120987 CS030 P1020976
	• Are appropriate labels securely attached on each chemical waste container to indicate their corresponding chemical characteristics?	<input type="checkbox"/>	<input checked="" type="checkbox"/>	<input type="checkbox"/>	<input type="checkbox"/>	
	• Is the Contractor licensed to transport and dispose of the chemical wastes?	<input type="checkbox"/>	<input checked="" type="checkbox"/>	<input type="checkbox"/>	<input type="checkbox"/>	
	<b>Land Contamination</b>					
S6.11	• Is the contact of construction workers with contaminated materials minimised by using bulk earth-moving excavator equipment?	<input type="checkbox"/>	<input checked="" type="checkbox"/>	<input type="checkbox"/>	<input type="checkbox"/>	
	• Are appropriate cloth, personal protective equipment, hygiene and washing facilities provided to minimise exposure to any contaminated material?	<input type="checkbox"/>	<input checked="" type="checkbox"/>	<input type="checkbox"/>	<input type="checkbox"/>	
	• Is stockpiling of contaminated excavated materials avoided?	<input type="checkbox"/>	<input checked="" type="checkbox"/>	<input type="checkbox"/>	<input type="checkbox"/>	
	• Is the use of contaminated soil for landscaping without proper treatment prohibited?	<input type="checkbox"/>	<input checked="" type="checkbox"/>	<input type="checkbox"/>	<input type="checkbox"/>	
	• Are vehicles containing excavated materials covered properly to limit potential dust emissions or contaminated wastewater runoff?	<input type="checkbox"/>	<input checked="" type="checkbox"/>	<input type="checkbox"/>	<input type="checkbox"/>	
	• Is the speed of the trucks carrying contaminated materials controlled?	<input type="checkbox"/>	<input checked="" type="checkbox"/>	<input type="checkbox"/>	<input type="checkbox"/>	
	• Are the necessary waste disposal permits obtained from appropriate authorities in accordance with Waste Disposal (Chemical Waste) (General) Regulation?	<input type="checkbox"/>	<input checked="" type="checkbox"/>	<input type="checkbox"/>	<input type="checkbox"/>	
	• Are silt removal facilities provided with retention time for silt/sand traps of 5 minutes under maximum flow conditions?	<input type="checkbox"/>	<input checked="" type="checkbox"/>	<input type="checkbox"/>	<input type="checkbox"/>	
	• Are the records maintained for quantity of wastes generated and disposal of?	<input type="checkbox"/>	<input checked="" type="checkbox"/>	<input type="checkbox"/>	<input type="checkbox"/>	
S6.12	<b>Remediation Process</b> • Is biopile covered by tarpaulin or low permeable sheet to avoid dust emission?	<input type="checkbox"/>	<input checked="" type="checkbox"/>	<input type="checkbox"/>	<input type="checkbox"/>	
	• Is vented air from biopile treated by blower and carbon adsorption system before released to the atmosphere?	<input type="checkbox"/>	<input checked="" type="checkbox"/>	<input type="checkbox"/>	<input type="checkbox"/>	
	• Are the materials which may generate airborne dust emissions adequately wetted prior to and during the loading, unloading and handling operations?	<input type="checkbox"/>	<input checked="" type="checkbox"/>	<input type="checkbox"/>	<input type="checkbox"/>	
	• Are silencers installed at biopile blower to minimise noise impact?	<input type="checkbox"/>	<input checked="" type="checkbox"/>	<input type="checkbox"/>	<input type="checkbox"/>	
	• Are quiet plants such as generator and blower used for biopile?	<input type="checkbox"/>	<input checked="" type="checkbox"/>	<input type="checkbox"/>	<input type="checkbox"/>	

- Are the mixing process and other associated material handling activities properly scheduled to minimise potential noise impact? 

	✓		
--	---	--	--
- Are impermeable liners placed at the bottom of biopile? 

	✓		
--	---	--	--
- Is leachate collection sump construction along the perimeter of biopile? 

	✓		
--	---	--	--
- Is the leachate recycled back to the biopile or truck away to Chemical Waste Treatment Centre for disposal? 

	✓		
--	---	--	--
- Is the mixing of contaminated soils and cement/water/other additive(s) undertaken at a solidification plant to minimise the potential for leaching? 

	✓		
--	---	--	--
- Is a concrete bund construction along the perimeter of the solidification/stabilisation area to prevent runoff? 

	✓		
--	---	--	--
- Are the loading, unloading, handling, transfer and storage of cement carried out in an enclosed system? 

	✓		
--	---	--	--
- Are the contaminated soils transported by roll-off trucks (containerisation)? 

	✓		
--	---	--	--
- Is temporary hoarding provided around the treatment area to minimise the visual impact? 

	✓		
--	---	--	--

#### Air Quality

S7.23

#### Good Site Practices

- Is watering carried out regularly with complete coverage to reduce dust emissions from exposed site surfaces and unpaved roads, particularly during dry weather? 

			✓
--	--	--	---
- Is watering frequently carried out for particularly dusty construction areas, temporary stockpiles and areas close to ASRs? 

✓			
---	--	--	--
- Are the aggregate or dusty material storage piles covered with their side enclosed to reduce emissions? Or if this is not practicable, is watering applied to aggregate fines? 

✓			
---	--	--	--
- Is open stockpiles avoided or covered and placed far enough from the ASRs? 

		✓	
--	--	---	--
- Is the dropping height of material restricted to minimise the fugitive dust from unloading/loading? 

		✓	
--	--	---	--
- Is tarpaulin used to cover all dusty vehicle loads transported to, from and within the site? 

		✓	
--	--	---	--
- Are vehicle wheel and body washing facilities available at the exit points of the site? 

		✓	
--	--	---	--
- Are wind shield and dust extraction units or similar dust mitigation measures provided at the loading points? If dust generation is likely during the process, particularly in dry seasons, is water sprinklers provided at the loading site? 

		✓	
--	--	---	--
- Do the vehicles comply with the recommended speed limit of 10 km/h on unpaved roads? 

		✓	
--	--	---	--
- Are dusty activities rescheduled during high-wind conditions? 

	✓		
--	---	--	--
- Are the routing of vehicles and positioning of construction plants at maximum possible distance from the ASRs? 

		✓	
--	--	---	--
- Is suitable buffer zone provided and work areas fenced off with hoarding (not less than 2.4m from ground level)? 

		✓	
--	--	---	--

C503⑤ P1120984

S7.24

#### Drilling & Blasting



	• Is watering carried out on the exposed area after blasting?	<input type="checkbox"/>	<input checked="" type="checkbox"/>	<input type="checkbox"/>	<input type="checkbox"/>	
	• Is vacuum extraction drilling method used?	<input type="checkbox"/>	<input checked="" type="checkbox"/>	<input type="checkbox"/>	<input type="checkbox"/>	
	• Is the blasting process carefully sequenced?	<input type="checkbox"/>	<input checked="" type="checkbox"/>	<input type="checkbox"/>	<input type="checkbox"/>	
	• Is the firing of explosive carried out in the morning prior to opening of the Park?	<input type="checkbox"/>	<input checked="" type="checkbox"/>	<input type="checkbox"/>	<input type="checkbox"/>	
S7.25	Crushing Plant					
	• Is water sprayed on the crusher?	<input type="checkbox"/>	<input checked="" type="checkbox"/>	<input type="checkbox"/>	<input type="checkbox"/>	
	• Are fabric filters installed for the crushing plant?	<input type="checkbox"/>	<input checked="" type="checkbox"/>	<input type="checkbox"/>	<input type="checkbox"/>	
	• Is chute or dust curtain used for controlling dust when transferring materials from crusher to the conveyors?	<input type="checkbox"/>	<input checked="" type="checkbox"/>	<input type="checkbox"/>	<input type="checkbox"/>	
S7.26	Barging Point & Conveyor Belt System					
	• Are the conveyors placed within enclosed structures?	<input type="checkbox"/>	<input checked="" type="checkbox"/>	<input type="checkbox"/>	<input type="checkbox"/>	
	• Is profiled steel cladding provided at two sides of loading point?	<input type="checkbox"/>	<input checked="" type="checkbox"/>	<input type="checkbox"/>	<input type="checkbox"/>	
	• Are dust suppression sprays installed and operated at the feeding inlet and outlet?	<input type="checkbox"/>	<input checked="" type="checkbox"/>	<input type="checkbox"/>	<input type="checkbox"/>	
	• Is the barging point placed within an enclosed structure incorporating an enclosed chute for material transfer to the barge?	<input type="checkbox"/>	<input checked="" type="checkbox"/>	<input type="checkbox"/>	<input type="checkbox"/>	
	• Is a flexible curtain hanged on the enclosed chute to prevent dust emission when excavated materials/rocks transported into the barge?	<input type="checkbox"/>	<input checked="" type="checkbox"/>	<input type="checkbox"/>	<input type="checkbox"/>	

#### Water Quality

S8.3	Site Run-off and Drainage					
	• Are all sewer and drainage connections sealed to prevent debris, soil, sand etc. from entering public sewer before commencing any site formation work?	<input type="checkbox"/>	<input type="checkbox"/>	<input checked="" type="checkbox"/>	<input type="checkbox"/>	
	• Are temporary ditches provided to facilitate runoff discharge into appropriate watercourses, via appropriate sized silt retention pond?	<input type="checkbox"/>	<input type="checkbox"/>	<input checked="" type="checkbox"/>	<input type="checkbox"/>	
	• Are cut-off ditches provided for all major site clearance/excavation works where soils would be exposed to control runoff from the areas?	<input type="checkbox"/>	<input type="checkbox"/>	<input checked="" type="checkbox"/>	<input type="checkbox"/>	
	• Are channels, earth/concrete bunds and sand bags deployed to direct surface runoff?	<input type="checkbox"/>	<input type="checkbox"/>	<input checked="" type="checkbox"/>	<input type="checkbox"/>	
	• Are catchpits and perimeter channels constructed in advance of relevant site formation works?	<input type="checkbox"/>	<input type="checkbox"/>	<input checked="" type="checkbox"/>	<input type="checkbox"/>	
	• Are the boundaries of earthworks marked and surrounded by dykes or embankments for flood protection?	<input type="checkbox"/>	<input type="checkbox"/>	<input checked="" type="checkbox"/>	<input type="checkbox"/>	
	• Are sand/silt traps and sediment basins provided to remove sand/silt particles from runoff?	<input type="checkbox"/>	<input type="checkbox"/>	<input checked="" type="checkbox"/>	<input type="checkbox"/>	
	• Are silt removal facilities, channels and manholes maintained and deposited silt/grit removed regularly to ensure that these facilities are functioning properly at all times?	<input type="checkbox"/>	<input type="checkbox"/>	<input type="checkbox"/>	<input checked="" type="checkbox"/>	
	• Are exposed soil surfaces covered?	<input type="checkbox"/>	<input type="checkbox"/>	<input checked="" type="checkbox"/>	<input type="checkbox"/>	
	• Is the water pumped out from foundation excavations discharged into silt removal facilities?	<input type="checkbox"/>	<input type="checkbox"/>	<input checked="" type="checkbox"/>	<input type="checkbox"/>	
	• Are exposed soil areas minimised to reduce potential for increased siltation and contamination of runoff?	<input type="checkbox"/>	<input type="checkbox"/>	<input checked="" type="checkbox"/>	<input type="checkbox"/>	

CS030 P1120972



- Are earthwork final surfaces well compacted and is subsequent permanent work or surface protection performed immediately?

		✓	
--	--	---	--

- Is the rainwater pumped out from trenches or excavation directed to silt removal facilities before discharge?

	✓		
--	---	--	--

- Are open stockpiles of construction materials or construction wastes of more than 50m<sup>3</sup> covered with tarpaulin during rainstorm?

	✓		
--	---	--	--

In case of an excavation in rainy seasons:

- Is temporary exposed slope/soil surfaces covered by tarpaulin as far as practicable?

	✓		
--	---	--	--

- Are intercepting channels provided to prevent storm runoff from washing across exposed soil surfaces?

	✓		
--	---	--	--

- Are surface protection measures and arrangements implemented to prepare for arrival of a rainstorm?

	✓		
--	---	--	--

#### Coral Sites

S8.4

- Are enhanced (with the use of flocculants added) sand/silt removal facilities employed for treatment of runoff from the major excavation at the Summit?

		✓	
--	--	---	--

- Is a silt curtain system used to enclose the construction phase discharge point at Tai Shue Wan?

		✓	
--	--	---	--

- Are debris and refuse collected, handled and disposed of properly to avoid entering any nearby water bodies and public drainage system?

		✓	
--	--	---	--

- Are stockpiles of cement and other construction materials kept covered when not being used?

		✓	
--	--	---	--

- Are oils and fuels used and stored in designated areas which have pollution prevention facilities (Fuel tanks and storage areas provided with locks and sited on sealed areas, within bunds of a capacity equality to 110% of the storage capacity of the largest tank)?

		✓	
--	--	---	--

- Are temporary sanitary facilities, such as portable chemical toilets, employed on-site where necessary to hand sewage from the workforce? Is a licensed contractor employed for disposal of waste matter and maintenance of these facilities?

		✓	
--	--	---	--

- Is a reputable waste collector should be employed by the Contractor to remove general refuse from the site, separately from construction and chemical wastes, on a daily basis to minimize odour, pest and litter impacts. Burning of refuse on construction sites is prohibited by law?

		✓	
--	--	---	--

- Are aluminium cans recovered from the waste stream and collected separate labelled bins?

		✓	
--	--	---	--

- Are office wastes reduced through the recycling of paper?

		✓	
--	--	---	--

- Are training provided to workers on site cleanliness & waste management procedure?

		✓	
--	--	---	--

#### Cultural Heritage

S10.6

- If there is any work planned within one metre of the grave, is a one metre buffer zone provided around the grave and is the grave demarcated by temporary fence?

		✓	
--	--	---	--

#### Hazard to Life

S11.3

Good Site Practices:

- Is the area around the magazine free of vegetation? 

	✓		
--	---	--	--
- Is the control of (small) fires planned and provided through the following?
  - Weekly checking of fire fighting equipment and the on-site fire water tank level. 

	✓		
--	---	--	--
  - Daily checking of all critical safety equipment on vehicle, including the fire extinguishers. 

	✓		
--	---	--	--
  - Maintaining back-up means of fighting fire on the explosive vehicles. 

	✓		
--	---	--	--
  - Providing safety training for drivers and other personnel present during explosive delivery with regard to operating fire hydrants and fighting of explosive fires. 

	✓		
--	---	--	--
- Is the magazine secured against unauthorised entry and theft of explosive through the following?
  - Maintaining a list of persons authorised to enter the magazine and ensuring the list is available to the magazine security guard. 

	✓		
--	---	--	--
  - Activating an alarm system that limits times at which explosive can be removed from the magazine and connecting the system to central security station. 

	✓		
--	---	--	--
  - Incorporating "Duress code" function in the alarm system. 

	✓		
--	---	--	--
  - Maintaining alarm system in good condition. 

	✓		
--	---	--	--
- Is the magazine security guard located separately from the magazine complex? 

	✓		
--	---	--	--
- Is the communication maintained in emergency with the following measures?
  - Providing non-hazardous electronic equipment for persons working within 60 m of detonators. 

	✓		
--	---	--	--
  - Ensuring availability of phone numbers for all key personnel. 

	✓		
--	---	--	--
- If there is a typhoon signal no. 3 or above, or black rainstorm signal, are all operations at magazine and transport ceased? 

	✓		
--	---	--	--
- Is the risk of detonators explosion on vehicle reduced during transit through the following?
  - Ensuring that magazine within vehicle is lined. 

	✓		
--	---	--	--
  - Limiting off-site transport to 5 to 6 a.m. each day. 

	✓		
--	---	--	--
  - Escorting vehicles with separate security vehicle when using the public road. 

	✓		
--	---	--	--
  - Ensuring that UN 1.4B packaging of detonators remains intact until handed over at blasting site. 

	✓		
--	---	--	--
- Is the fuel isolation switch available on vehicle to prevent fire spreading in case a fire breaks out? 

	✓		
--	---	--	--
- Is an experienced driver with accident-free record employed for explosive vehicle and security escort? 

	✓		
--	---	--	--
- Are the drivers checked for health before employing? 

	✓		
--	---	--	--
- Are the vehicles regularly checked to maintain in good condition to reduce chance of accident due to breaking down? 

	✓		
--	---	--	--
- Is the truck fuel fire escalating to cause explosion avoided through the following means?

- Ensuring that the Contractor is aware of the potential hazards to site.	<input checked="" type="checkbox"/>	<input type="checkbox"/>	<input type="checkbox"/>	<input type="checkbox"/>
- Maintaining appropriate fire fighting equipment.	<input checked="" type="checkbox"/>	<input type="checkbox"/>	<input type="checkbox"/>	<input type="checkbox"/>
- Requiring the Contractor to plan and make emergency arrangements.	<input checked="" type="checkbox"/>	<input type="checkbox"/>	<input type="checkbox"/>	<input type="checkbox"/>
• Is spare/redundant fire fighting equipment provided?	<input checked="" type="checkbox"/>	<input type="checkbox"/>	<input type="checkbox"/>	<input type="checkbox"/>
• Can communications be maintained between two vehicles (drivers and security) during the trip to prevent collision of two explosive vehicles in case of an accident?	<input checked="" type="checkbox"/>	<input type="checkbox"/>	<input type="checkbox"/>	<input type="checkbox"/>
• Are the processes of checking of condition of drivers to suspend any driver of concern carried out?	<input checked="" type="checkbox"/>	<input type="checkbox"/>	<input type="checkbox"/>	<input type="checkbox"/>
Project specific measures:				
• Is the speed of vehicle limited along the Ocean Park portion of Nam Long Shan Road within 100 m of the explosives magazine to 25 km/hr?	<input checked="" type="checkbox"/>	<input type="checkbox"/>	<input type="checkbox"/>	<input type="checkbox"/>
• Is other contractors' use of the Ocean Park Internal service road restricted during delivery of explosives, i.e. 6 to 7 a.m?	<input checked="" type="checkbox"/>	<input type="checkbox"/>	<input type="checkbox"/>	<input type="checkbox"/>
• Is the Ocean Park guard required to call to the magazine guard on an hourly basis when explosives are stored in magazines?	<input checked="" type="checkbox"/>	<input type="checkbox"/>	<input type="checkbox"/>	<input type="checkbox"/>
• Is the evacuation of part or all of Ocean Park Headland Area arranged in case of the explosive magazine being engulfed in fire?	<input checked="" type="checkbox"/>	<input type="checkbox"/>	<input type="checkbox"/>	<input type="checkbox"/>
• Is the risk to the public from accidental initiation during charging and blasting limited by the following means?				
- Closing the Ocean Park from commencement of charging holes until completion of blasting each day.	<input checked="" type="checkbox"/>	<input type="checkbox"/>	<input type="checkbox"/>	<input type="checkbox"/>
- Arranging for relevant authorities to post notices to mariners – warning them of blasting operations and advising them to stay away from a strip 100m wide immediately to the east of Headland from commencement of charge holes until completion of blasting each day (i.e. 9 a.m).	<input checked="" type="checkbox"/>	<input type="checkbox"/>	<input type="checkbox"/>	<input type="checkbox"/>
- Not operating amusement rides in the event of accidental explosion until confirmed free of critical damage.	<input checked="" type="checkbox"/>	<input type="checkbox"/>	<input type="checkbox"/>	<input type="checkbox"/>
• If unexploded explosives are found in blasthole(s), is the opening of Ocean Park delayed or is part of the Ocean Park delayed when there are unspent explosives?	<input checked="" type="checkbox"/>	<input type="checkbox"/>	<input type="checkbox"/>	<input type="checkbox"/>
• Is the opportunity for arson/deliberate initiation of explosive reduced with the following means?				
- Paying attention to the security alert status from the Government.	<input checked="" type="checkbox"/>	<input type="checkbox"/>	<input type="checkbox"/>	<input type="checkbox"/>
- Developing a security plan to address high alert level.	<input checked="" type="checkbox"/>	<input type="checkbox"/>	<input type="checkbox"/>	<input type="checkbox"/>
• Is an emergency plan developed to address uncontrolled fire in magazine area?	<input checked="" type="checkbox"/>	<input type="checkbox"/>	<input type="checkbox"/>	<input type="checkbox"/>
• Is the transfer of explosives between 5 to 6 a.m agreed by Mines Division?	<input checked="" type="checkbox"/>	<input type="checkbox"/>	<input type="checkbox"/>	<input type="checkbox"/>
• Is the road surface along the explosive transportation route maintained?	<input checked="" type="checkbox"/>	<input type="checkbox"/>	<input type="checkbox"/>	<input type="checkbox"/>
• Are the contractor's driver and security escort tested in respect of safety plan? Is the route driven before the driver undertakes the first delivery of explosives?	<input checked="" type="checkbox"/>	<input type="checkbox"/>	<input type="checkbox"/>	<input type="checkbox"/>



Observation for this month

- ① Stagnant water was accumulated in the channel surrounding the site. Recommend to remove ASAP.
- ② An empty oil drum was placed on bareground. Recommend to place in chemical waste storage area and dispose off-site ASAP.
- ③ Some part of the haul road was dry. Recommend to provide water spray more frequently.

IEC Representative

*Florence Yuen*

( Florence Yuen )

Environmental Manager


*Lindsay Pickles*


( Lindsay Pickles )

Contractor's  
Representative  
CS03




*W. Wilson*

Ocean Park Master Redevelopment Project  
Contract P007  
Independent Environmental Checker  
MONTHLY SITE INSPECTION PHOTOS

Observations in April 2011	
	
P1120990: Materials were banked around several trees. The Contractor was reminded to avoid placing construction materials and equipment too close to the trees to avoid spillage of oil and paints to the soil.	

Contract CS03 Trill Mountain and Polar Adventure	
Follow up observations in March 2011	
Observation in last site inspection	Observation in this site inspection
	
P1120772: Drip tray with a number of oil drums was accumulated with oil and water. The Contractor was reminded to remove the oil and water as chemical waste and maintain and ensure effectiveness of the drip tray.	Closed - P1120967: Oil and water in the drip tray with a number of oil drums had been removed.
	
P1120777: Idled stockpiles of backfill materials were not covered. The Contractor was reminded to cover all idle stockpiles with tarpaulin sheets or other means to suppress dust.	Closed - P1120963: Idled stockpile of backfill material was covered to suppress dust.

Ocean Park Master Redevelopment Project  
Contract P007  
Independent Environmental Checker  
MONTHLY SITE INSPECTION PHOTOS

Observations in April 2011	
	
P1120972: Stagnant water was accumulated in the surface channel surrounding the site. The Contractor was reminded to remove them as soon as possible to avoid accumulation.	P1120976: An empty oil drum was placed on bare ground. The Contractor was reminded to place it in chemical waste storage area and dispose it properly.
	
P1120984: Some parts of the haul road were dry and dusty. The Contractor was reminded to provide water spray to cover the entire site and more frequently during dry weather.	



**Part 4**

**Ocean Park Symbio Show  
2<sup>nd</sup> Monthly Monitoring Report**

REPORT

Ocean Park Corporation, Hong Kong

Ocean Park Symbio Show:  
*2<sup>nd</sup> Air Quality and Noise Monitoring  
Report*

April 2011

**Environmental Resources Management**

21/F Lincoln House  
979 King's Road  
Taikoo Place  
Island East, Hong Kong  
Telephone: (852) 2271 3000  
Facsimile: (852) 2723 5660  
E-mail: [post.hk@erm.com](mailto:post.hk@erm.com)  
<http://www.erm.com>

REPORT

Ocean Park Corporation, Hong Kong

Ocean Park Symbio Show:  
*2<sup>nd</sup> Air Quality and Noise Monitoring  
Report*

April 2011

Reference 0128330

For and on behalf of  
ERM-Hong Kong, Limited

Approved by: Frank Wan

Signed: 

Position: Partner

Date: 18 April 2011



## CONTENTS

1	INTRODUCTION	1
1.1	PURPOSE OF THE REPORT	1
1.2	STRUCTURE OF THE REPORT	1
2	AIR QUALITY MONITORING	2
2.1	INTRODUCTION	2
2.2	SAMPLING METHODOLOGY	2
2.3	MONITORING RESULTS	3
3	NOISE MONITORING	4
3.1	INTRODUCTION	4
3.2	NOISE MONITORING REQUIREMENTS	4
3.3	RESULTS OF NOISE MONITORING	7
3.4	SUMMARY OF NOISE EXCEEDANCES	7
4	OVERALL CONCLUSIONS	9

## ANNEXES

<i>Annex A1</i>	<i>Calibration Record</i>
<i>Annex A2</i>	<i>Laboratory Report</i>
<i>Annex A3</i>	<i>Detailed Summary and Graphical Presentation of the Cumulative Results Since Commencement of Open-air Night Show</i>
<i>Annex A4</i>	<i>Recorded RSP Concentrations at EPD's AQMSs in Tung Chung, Shatin, Tai Po, Yuen Long, and Tap Mun on 22 March 2011</i>
<i>Annex A5</i>	<i>Recorded Weather Data at HKO's Weather Station in Wong Chuk Hang on 22 March 2011</i>
<i>Annex B1</i>	<i>Calibration Certificates of the Noise Measurement Equipment</i>
<i>Annex B2</i>	<i>Results of Noise Monitoring</i>
<i>Annex B3</i>	<i>Graphical Presentation of Noise Monitoring Results</i>

ERM-Hong Kong, Limited (ERM) has been appointed by Ocean Park Corporation (OPC) to undertake air quality and noise monitoring for the first operational year of the Open-air Night Show under the "*Repositioning and Long Term Operation Plan of Ocean Park*" (the Project).

## 1.1

*PURPOSE OF THE REPORT*

The Open-air Night Show commenced on 27 January 2011. This is the first air quality and noise monitoring report which summarises the impact monitoring results during the reporting period from **27 February to 26 March 2011**.

## 1.2

*STRUCTURE OF THE REPORT*

After this introductory section, the remainder of this report is arranged as follows:

*Section 2* describes the air quality sampling methodology, presents the monitoring results and discusses the results;

*Section 3* describes the noise monitoring methodology, presents the monitoring results and discusses the results;

*Section 4* presents an overall conclusion of the air quality and noise monitoring.

## 2.1 INTRODUCTION

In accordance with Clause 2.31 of the Environmental Permit (EP), an updated air quality monitoring programme shall be developed as part of the updated EM&A Manual for the measurement of air quality impact (in terms of respirable suspended particulates, RSP) during the first operational year of the Open-air Night Show and for submission to the Director of Environmental Protection (DEP) in January 2011. The air quality monitoring has been carried out based on the requirements given in the updated air quality monitoring programme.

## 2.2 SAMPLING METHODOLOGY

### 2.2.1 Sampling Parameters and Frequency

In accordance with the updated air quality monitoring programme, 24-hr average RSP levels have to be monitored on a weekly basis in the first month of the Open-air Night Show. The 24-hr average RSP monitoring samples were therefore taken on 22 March 2011.

### 2.2.2 Sampling Locations

Air quality monitoring was conducted at an agreed designated air quality monitoring station (AQMS) located at the rooftop of the Administrative Building in Ocean Park as presented in *Table 2.1* and illustrated in *Figure 2.1*.

*Table 2.1 Air Quality Monitoring Station*

AQMS ID	Location	Sampling Height (m above ground)
AM1	Rooftop of Administrative Building (Former Staff Quarters) in Ocean Park	10

### 2.2.3 Sampling and Laboratory Analysis Methodology

One 24-hr average RSP sample was collected on each scheduled day for monitoring by a High Volume Sampler (HVS) following the USEPA method, EPA IO-2.1. Calibration of the equipment has followed the requirements set out in EPA IO-2.1 with the calibration record given in *Annex A1*. A summary of the sampling methodology and equipment is presented in *Table 2.2*.

*Table 2.2 Summary of Sampling and Laboratory Analysis Method*

Sampling Parameter	Method	Equipment
24-hr average RSP	EPA IO-2.1	High volume sampler

The sampling equipment setup at the sampling location is shown in *Figure 2.1*.

#### 2.2.4 Sampling Period

The sampling periods at AM1 are summarized in *Table 2.3*.

**Table 2.3** Sampling Period

Sampling Parameter	Sampling Period
24-hr average RSP	17:00 (22 March 2011) – 17:00 (23 March 2011)

#### 2.2.5 Compliance Assessment

The measured 24-hr average RSP concentrations have been compared with the Action/Limit Level (A/L Level which is the 24-hr average AQO for RSP ( $180 \mu\text{g m}^{-3}$ ). Should exceedance of A/L Level occur, actions summarized in the Event and Action Plan (*Table 7.5* of updated EM&A Manual) should be followed.

### 2.3 MONITORING RESULTS

The 24-hour average RSP concentrations monitored at AM1 are summarized in *Table 2.4*. The detailed laboratory report is presented in *Annex A2*.

**Table 2.4** 24-hr Average RSP Monitoring Results

Monitoring Location	Monitoring Date	24-hr RSP Concentration ( $\mu\text{g m}^{-3}$ )	Action/Limit Level ( $\mu\text{g m}^{-3}$ )
AM1 (Rooftop of Administrative Building (Old Staff Quarters in Ocean Park))	22 March 2011	44	180

The measured 24-hour average RSP concentrations have been well below the A/L Level (ie,  $180 \mu\text{g m}^{-3}$ ). Detailed result summary of the air quality monitoring data and graphical presentation of the cumulative results since the commencement of Open-air Night Show are given in *Annex A3*.

The average 24-hour average RSP concentrations during the Open-air Night Show time measured at five EPD air quality monitoring stations (AQMSs) at Tung Chung, Shatin, Tai Po, Yuen Long and Tap Mun were also provided as a reference (See *Annex A4*). The 24-hour average background RSP concentrations measured at the 5 EPD stations were between  $24.5 \mu\text{g m}^{-3}$  and  $84 \mu\text{g m}^{-3}$  during the reporting period. The monitored 24-hr RSP concentrations at AM1 have been compared with those measured at the EPD's AQMSs during the same monitoring periods. Wind data (including wind directions and speeds), ambient temperature and relative humidity measured at Wong Chuk Hang weather station operated by the Hong Kong Observatory (HKO) were also provided in *Annex A5* as reference.



### 3 NOISE MONITORING

#### 3.1 INTRODUCTION

Noise monitoring has been carried out following the requirements given in the updated EM&A Manual. The requirements and results are detailed in the following sections.

#### 3.2 NOISE MONITORING REQUIREMENTS

It has been recommended in the EIA Report for "*Repositioning and Long Term Operation Plan of Ocean Park*" and stated in the EM&A Manual that fixed plant noise source monitoring should be conducted during the first operational year of the Open-air Night Show at the Aqua City.

The monitoring of fixed plant noise source impact is to be conducted:

- During the lagoon night show (hereinafter referred to as "lagoon night show noise monitoring")
- Not during the lagoon night show (hereinafter referred to as "daily operational noise monitoring")

Lagoon night show noise monitoring was carried out at all designated monitoring stations during the performance of lagoon night shows at a logging interval of 30 minutes. The noise monitoring was conducted twice a week, i.e. once on a normal weekday and once on a general holiday or Sunday.

The need for noise monitoring during the lagoon night show was reviewed based on the monitoring results, any requirements to adjust the loudspeaker system, and any change to the show schedule or rundown. With the same loudspeaker system and show rundown, if the noise levels of the month comply with the fixed plant noise criteria as stipulated in *Technical Memorandum on Environmental Impact Assessment Process* (EIAO-TM), or are consistent with the baseline noise levels, the ETL may consider not including the noise monitoring in the subsequent monitoring programme. Agreement from the IEC and approval from EPD must be sought prior to suspension of noise monitoring. Impact monitoring can be resumed if there is any change to the power, orientation, and volume of the loudspeaker system, or to the show rundown, or an increase of show frequency.

For daily operational noise monitoring, 30-minute average noise measurement at each designated station during the operational hours of Ocean Park but not during the lagoon night show should be conducted. The monitoring frequency should be the same as that for the noise monitoring during the

lagoon night show. Agreement from the IEC and approval from EPD must be obtained prior to suspension of noise monitoring.

The following sections describe the detailed methodology of the fixed plant noise monitoring.

### 3.2.1 *Monitoring Locations*

Noise monitoring was conducted at five designated noise monitoring locations in accordance with the approved EM&A Manual. Alternative noise monitoring has been proposed because of accessibility problem, as presented in Table 3.1, and shown in Figure 3.1. The alternative noise monitoring locations have been agreed by the ET and IEC.

**Table 3.1** *Alternative Noise Monitoring Stations during the Operational Phase*

Alternative Noise Monitoring Stations	Description	Location	With or without Façade Correction
AON1	Open Area adjacent to Police Training School	1.2m above street level	without facade correction
AON2	Old canteen building, Ocean Park	1.2m above roof level	with facade correction
AON3	Orchid Valley	1.2m above street level near the entrance gate	without facade correction
AON4	Manly Villa	1.2m above street level near the entrance	with facade correction
AON5	Hau Yuen	1.2m above street level outside boundary wall	with façade correction

### 3.2.2 *Monitoring Parameters*

#### *Lagoon Night Show Noise Monitoring*

Six consecutive measurements of  $L_{Aeq, 5 \text{ min}}$  reading were carried out to calculate the  $L_{Aeq, 30 \text{ min}}$  noise level during the lagoon night show.

#### *Daily Operational Noise Monitoring*

Six consecutive measurements of  $L_{Aeq, 5 \text{ min}}$  reading were carried out to calculate the  $L_{Aeq, 30 \text{ min}}$  noise level before the lagoon night show, ie during operation of the Ocean Park.

#### *Background Noise Level*

Three consecutive measurements of  $L_{Aeq, 5 \text{ min}}$  reading were carried out to calculate the  $L_{Aeq, 15 \text{ min}}$  noise level after the lagoon night show, ie without operation of the Ocean Park.

Any significant influencing factors on the measured noise levels were taken into account in accordance with standard acoustical principles and practices. The corrected noise level due to the lagoon night show and the operation of Ocean Park was computed based on the background noise level and measured noise level.

### 3.2.3 Monitoring Frequency

The monitoring for both lagoon night show noise monitoring and daily operational noise monitoring were conducted twice per week - one on a normal weekday and one on a general holiday, including Sundays during this reporting month.

### 3.2.4 Monitoring Methodology

The sound level meters and calibrator used for the noise monitoring, as listed in Table 3.2 below, complies with IEC 651: 1979 and 804:1985 (Type 1) specification.

Table 3.2 Noise Measurement Equipments

Monitoring Location		Monitoring Equipment
AON1	Open Area adjacent to Police Training School	RION NA-27 Sound Level Meter RION NC-73 calibrator
AON2	Old canteen building, Ocean Park	RION NL-31 Sound Level Meter RION NC-73 calibrator
AON3	Orchid Valley	RION NL-31 Sound Level Meter RION NC-73 calibrator
AON4	Manly Villa	RION NL-31 Sound Level Meter RION NC-73 calibrator
AON5	Hau Yuen	RION NL-31 Sound Level Meter RION NC-73 calibrator

Noise monitoring was conducted with reference to the calibration and measurement procedures as stated in the *Technical Memorandum for the Assessment of Noise from Places other than Domestic Premises, Public Places or Construction Sites (IND-TM)*. Immediately prior to and following each noise measurement the accuracy of the monitoring equipments was checked using an acoustic calibrator generating a known sound pressure level at a known frequency. Measurements were accepted if the calibration levels from before and after the noise measurement agree to within 1.0 dB.

The sound level meters and acoustic calibrator have been calibrated by a HOKLAS accredited laboratory every two years. The relevant calibration certificates are presented in Annex B1.

Noise measurements were made without the presence of fog and rain, and with steady wind speed and gusts not exceeding  $5\text{ms}^{-1}$  and  $10\text{ms}^{-1}$ , respectively in accordance with international standards and practices <sup>(1)</sup>. Broadband measurement of  $L_{\text{Aeq}}$ ,  $L_{10}$ ,  $L_{90}$ ,  $L_{\text{max}}$  and  $L_{\text{min}}$  has been recorded at 100ms interval.

(1) ISO 11819-1:1997 and ISO/FDIS 13472-1:2001



### 3.2.5 Compliance Assessment

#### Fixed Plant Noise

As recommended in the EIA and stated in the EM&A Manual, OPC will follow the Action and Limit (A/L) Levels as recommended in EIA and EM&A Manual which are summarised in *Table 3.3*. In case exceedances are resulted from cumulative impacts, all steps stipulated in the Event/ Action Plan shall be followed.

**Table 3.3**      *Action and Limit Levels for Entertainment Noise*

Identification No.	Action Level	Limit Level
ON1/AON1	When documented complaint is received from any one of the sensitive receivers	$L_{eq}$ (30 min) 60 dB(A)
ON2/AON2		$L_{eq}$ (30 min) 60 dB(A)
ON3/AON3		$L_{eq}$ (30 min) 55 dB(A)
ON4/AON4		$L_{eq}$ (30 min) 55 dB(A)
ON5/AON5		$L_{eq}$ (30 min) 55 dB(A)

### 3.3 RESULTS OF NOISE MONITORING

The measured noise levels at the monitoring locations are given in *Annex B2* and graphically presented in *Annex B3*.

Results indicated that the background corrected Lagoon Night Show Noise Levels has complied with the Limit Level at all monitoring stations during all monitoring dates.

The background corrected Daily Operational Noise Levels complied with the Limit Levels at most of the monitoring stations during most of the monitoring dates. Noise exceedances were recorded at AON1 (Open Area adjacent to Police Training School) due to high background noise from the visitors and traffic during public holidays and AON3 (Orchid Valley) and AON5 (Hau Yuen) due to the traffic noise from Shouson Hill Road. Detail discussion on noise exceedances are given in *Section 3.4* below.

### 3.4 SUMMARY OF NOISE EXCEEDANCES

Noise exceedances recorded during this reporting period are summarised in *Table 3.4* below.



**Table 3.4** *Summary of Daily Operational Noise Exceedance during this Reporting Period*

Date	Noise Monitoring Station	Measured Noise Level, dB(A)		Daily Operational Noise Level (Background Corrected) <sup>(a)</sup> , L <sub>eq</sub> (30min) dB(A)	Limit Level, L <sub>eq</sub> (30 min) dB(A)
		Daily Operational Noise Level, L <sub>eq</sub> (30min) dB(A)	Background Noise Level, L <sub>eq</sub> (15min) dB(A)		
27 Feb 2011 (Public Holiday)	AON1	67.9	67.0	63.9	60
	AON3	55.0	51.4	55.5	55
	AON5	58.4	55.1	55.6	55
6 Mar 2011 (Public Holiday)	AON1	66.6	65.0	64.4	60
8 Mar 2011 (Weekday)	AON3	58.9	54.9	59.7	55
	AON5	60.3	58.2	56.3	55
13 Mar 2011 (Public Holiday)	AON1	67.2	65.9	64.4	60
	AON3	56.1	51.2	57.4	55
20 Mar 2011 (Public Holiday)	AON1	67.1	64.3	66.9	60
22 Mar 2011 (Weekday)	AON5	58.6	55.4	55.8	55

**Note:**

- (a) The Background Corrected Noise Levels were either measured in front of a façade at AON2, AON4 and AON5 or with façade correction of 3 dB(A) at AON1 and AON3.

#### *AON1 – High Background Noise during Public Holidays*

The monitoring station AON1 is directly facing the bus terminus of the Ocean Park. The measured noise levels were dominated by the bus parking, bus moving in and out the terminus to pick up visitors leaving the Ocean Park during evening time. The measured background noise levels were in the range of 64 to 67 dB(A), ie 4 to 7 dB(A) higher than the Limit Level, during the four days with noise exceedances as they were public holidays with more visitors (see Table 3.4).

#### *AON3 and AON5 – Traffic Noise from Shouson Hill Road*

The exceedances at AON3 and AON5 were mainly due to the traffic at Shouson Hill Road.

#### *Summary*

As mentioned above, the noise exceedances were due to the bus movements at the bus terminus during public holidays and traffic from Shouson Hill Road, ie not due to the fixed plant noise sources or the lagoon night show from the Ocean Park.

## OVERALL CONCLUSIONS

The Open-air Night Show commenced on 27 January 2011. According to the requirements set out in the Environmental Permit (EP) and the updated EM&A Manual, air quality and noise monitoring shall be carried out during the first year of the operation of Open-air Night Show. This is the first air quality and noise monitoring report which summarises the impact monitoring results during the reporting period from 27 February to 26 March 2011.

24-hr average Respirable Suspended Particulates (RSP) monitoring were conducted at a designated monitoring station on the rooftop of the Administrative Building in OP (AM1) on 22 March 2011. All monitored 24-hour average RSP concentrations measured at AM1 complied with the Action/Limit (A/L) Level. No exceedance of A/L Level is monitored during the reporting period.

Daily operational noise and lagoon night show noise monitoring were carried out at five designated monitoring stations during this reporting period. Out of the 5 stations, noise exceedances were recorded at AON1 (Open Area adjacent to Police Training School), AON3 (Orchid Valley) and AON5 (Hau Yuen) due to noise emanating from the bus terminus, high background noise from visitors and traffic during the public holidays, and the traffic noise from Shouson Hill Road.

Annex A1

## HVS Calibration Report



**ALS Technichem (HK) Pty Ltd**

## CERTIFICATE OF ANALYSIS

**CONTACT:** MS. WINNIE KO  
**CLIENT:** ERM - HONG KONG LTD  
**ADDRESS:** 21/F., LINCOLN HOUSE,  
979 KING'S ROAD, TAIKOO PLACE,  
QUARRY BAY, HONG KONG  
**PROJECT:** OPC AIR QUALITY MONITORING  
FOR OPERATION OF SYMBIO SHOW

**WORK ORDER:** HK1105531  
**LABORATORY:** HONG KONG  
**DATE RECEIVED:** 28/01/2011  
**DATE OF ISSUE:** 09/03/2011  
**SAMPLE TYPE:** EQUIPMENT  
**No. of SAMPLES:** 1

### COMMENTS

The calibration procedure used for the analysis has been applied for the calibration of the above instrument.

### NOTES


This is the Final Report and supersedes any preliminary report with this batch number.  
Results apply to sample(s) as submitted. All pages of this report have been checked and approved for release.

### ISSUING LABORATORY: HONG KONG

#### **Address**

ALS Technichem (HK) Pty Ltd  
11/F  
Chung Shun Knitting Centre  
1-3 Wing Yip Street  
Kwai Chung  
HONG KONG

**Phone:** 852-2610 1044  
**Fax:** 852-2610 2021  
**Email:** hongkong@alsenviro.com


  
Mr Chan Kwok Fai, Godfrey  
Laboratory Manager - Hong Kong

*This report may not be reproduced except with prior written approval from ALS Technichem (HK) Pty Ltd.*

**Abbreviations:** % SPK REC denotes percentage spike recovery  
CHK denotes duplicate check sample  
LOR denotes limit of reporting  
LCS % REC denotes Laboratory Control Sample percentage recovery

Page 1 of 2

ADDRESS 11/F, Chung Shun Knitting Centre, 1-3 Wing Yip Street, Kwai Chung, N.T., Hong Kong PHONE +852 2610 1044 FAX +852 2610 2021  
ALS TECHNICHEM (HK) PTY LTD Part of the ALS Laboratory Group A Campbell Brothers Limited Company

Environmental 

[www.alsglobal.com](http://www.alsglobal.com)

RIGHT SOLUTIONS RIGHT PARTNER





## ALS Technichem (HK) Pty Ltd

### Calibration Report for High Volume Sampler (TSP Sampler)

Report No. : HK1105531  
Location : ERM (HONG KONG)

Equipment No. : HK653  
Calibration date : 28/01/2011  
Calibration Due date : 28/04/2011

#### CALIBRATION OF CONTINUOUS FLOW RECORDER

Ambient Condition					
Ambient			Seasonal		
Temperature, Ta	290.5	K	Temperature, Ts	291.3	K
Pressure, Pa	1019.0	hPa	Pressure, Ps	1018.0	hPa
Orifice Transfer Standards Information					
Equipment No.	TE-5025A (#1483)	Slope, $m_c$	1.25411	Intercept, $b_c$	-0.00314
Last Calibration Date	02-June-2010	$Q_a = [ \sqrt{(\Delta H \cdot Ta/Pa) - b_c} ] / m_c$			
Next Calibration Date	02-June-2011				


Calibration of RSP				
Calibration Point	Manometer Reading H(inches of water)	$Q_{std}$ ( $m^3/min$ ) X-axis	Continuous Flow Recorder, W (CFM) Y-axis	$W((Ta+30)/Pa)^{1/2}$ Y-axis
1	12.5	1.5077	58	32.5278
2	10.0	1.3488	50	28.0412
3	8.3	1.2291	45	25.2371
4	5.1	0.9640	32	17.9464
5	3.7	0.8214	28	15.7031


By Linear Regression of Y Vs X

Correlation coefficient, R = 0.99743  
Slope, m = 24.94472  
Intercept, b = -5.39923  
Calibration result :

\*If the correlation coefficient, R is < 0.9900. Checking and recalibration are required.

Remarks :

Calibration by : Sam  
Signature :   
Date : 28/01/2011

Checked by : Iris Lin  
Signature :   
Date : 28/01/2011

Annex A2

## Laboratory Report

# ALS Technichem (HK) Pty Ltd

## ALS Laboratory Group ANALYTICAL CHEMISTRY & TESTING SERVICES



### CERTIFICATE OF ANALYSIS

Client	: ERM HONG KONG	Laboratory	: ALS Technichem HK Pty Ltd	Page	: 1 of 2
Contact	: MS WINNIE KO	Contact	: Chan Kwok Fai, Godfrey	Work Order	: HK1107028
Address	: 21/F, LINCOLN HOUSE, 979 KING'S ROAD, TAIKOO PLACE, ISLAND EAST, QUARRY BAY, HONG KONG	Address	: 11/F., Chung Shun Knitting Centre, 1 - 3 Wing Yip Street, Kwai Chung, N.T., Hong Kong	Amendment	: 1
E-mail	: Winnie.ko@erm.com	E-mail	: Godfrey.Chan@alsenviro.com		
Telephone	: +852 2271 3147	Telephone	: +852 2610 1044		
Facsimile	: +852 2723 5660	Facsimile	: +852 2610 2021		
Project	: OPC AIR QUALITY MONITORING FOR OPERATION OF SYMBIO SHOW	Quote number	: ---	Date Samples Received	: 24-MAR-2011
Order number	: ---			Issue Date	: 15-APR-2011
C-O-C number	: ---			No. of samples received	: 3
Site	: ---			No. of samples analysed	: 1

#### General Comments

This report supersedes any previous report(s) with this reference. Results apply to the sample(s) as submitted. All pages of this report have been checked and approved for release. When sampling time information is not provided by the client, sampling dates are shown without a time component. In these instances, the time component has been assumed by the laboratory for processing purposes. The completion date of analysis is:

01-APR-2011

Key: LOR = Limit of reporting; CAS Number = CAS registry number from database maintained by Chemical Abstracts Services. The Chemical Abstracts Service is a division of the American Chemical Society.

Specific comments for Work Order: HK1107028

Sample(s) analysed and reported on as received basis.

Sample(s) were collected by ALS Technichem (HK) staff on 24 March, 2011.

This report may not be reproduced except with prior written approval from the testing laboratory.

This document has been electronically signed by those names that appear on this report and are the authorised signatories. Electronic signing has been carried out in compliance with procedures specified in the Electronic Transactions Ordinance of Hong Kong, Chapter 553, Section 6.

Signatories	Position	Authorised results for
Fung Lim Chee, Richard	General Manager	Inorganics

#### ALS Laboratory Group

Trading Name: ALS Technichem (HK) Pty Ltd

11/F., Chung Shun Knitting Centre, 1-3 Wing Yip Street, Kwai Chung, N.T., Hong Kong

Tel: +852 2610 1044 Fax: +852 2610 2021 www.alsenviro.com

A Campbell Brothers Limited Company



### Analytical Results

Sub-Matrix: FILTER

Sub-Matrix: FILTER				Client sample ID		AM1
				Client sampling date / time		[22-MAR-2011]



## Annex A3

# Detailed Summary and Graphical Presentation of the Cumulative Results since Commencement of Open-air Night Show

Annex A3  
Measured 24-hour Average RSP Concentrations

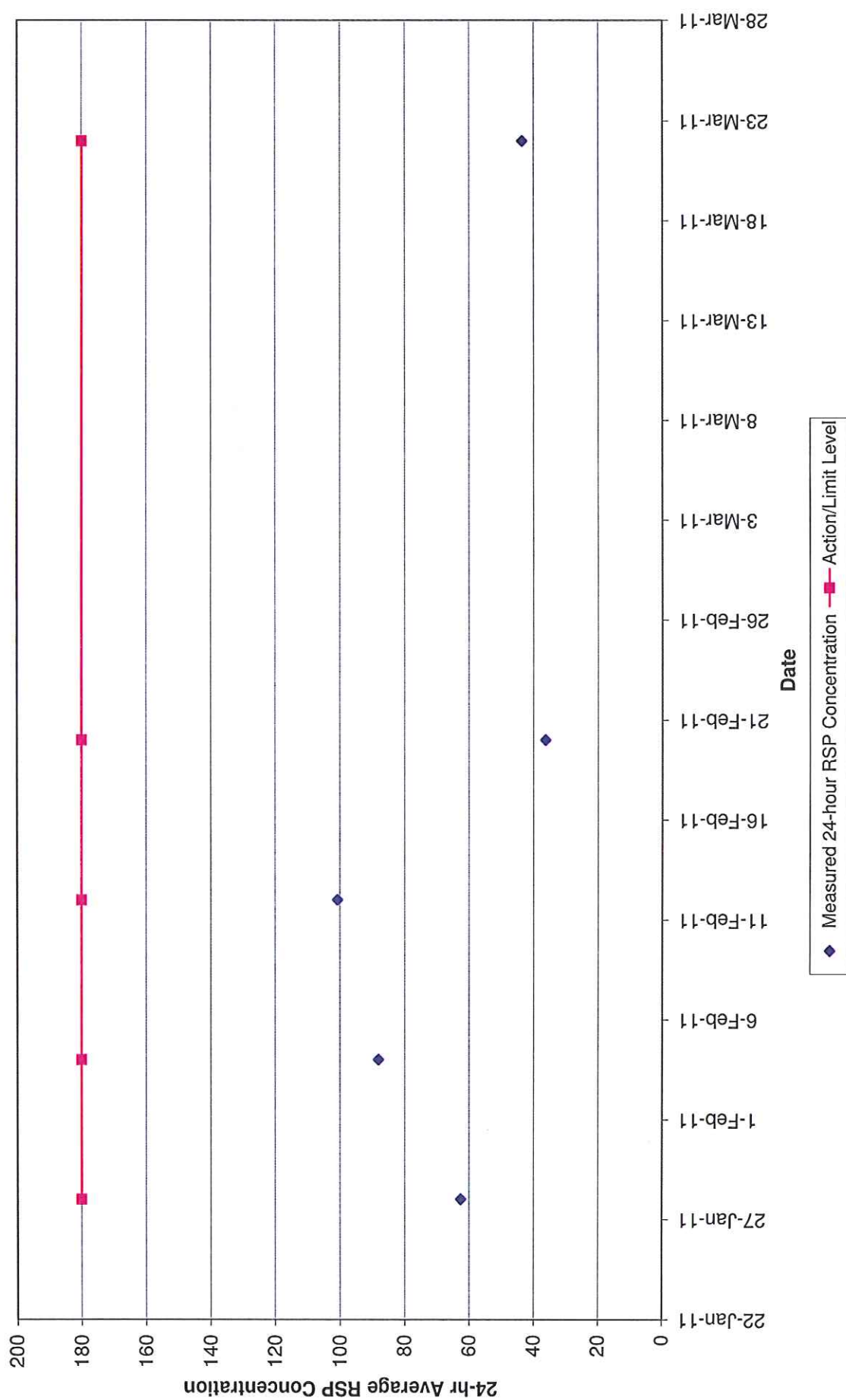
RSP Monitoring Station:

AM1

(Rooftop of Administration Building in Ocean Park)

Start Date	Time	Finish		Weather	Filter Weight (g)		Elapsed Time Reading		Sampling Time (hrs)	Flow Rate (m <sup>3</sup> /min)			RSP Conc. (µg/m <sup>3</sup> )	Limit Level (µg/m <sup>3</sup> )	Filter ID
		Date	Time		Initial	Final	Initial	Final		Initial	Final	Average			
28-Jan-11	17:00	29-Jan-11	17:00	Sunny	2.8652	2.9914	17711.68	17735.95	24.27	1.39	1.39	1.39	63	180	202102
4-Feb-11	17:00	5-Feb-11	17:00	Sunny	2.8755	3.0567	17735.95	17760.30	24.35	1.39	1.43	1.41	88	180	202099
12-Feb-11	17:00	13-Feb-11	17:00	Cloudy	2.8808	3.0820	17760.30	17784.33	24.03	1.39	1.39	1.39	101	180	202100
20-Feb-11	17:00	21-Feb-11	17:00	Cloudy	2.8770	2.9497	17784.33	17808.45	24.12	1.39	1.39	1.39	36	180	202101
22-Mar-11	17:00	23-Mar-11	17:00	Cloudy	2.7967	2.8948	17808.45	17833.61	25.16	1.49	1.49	1.49	44	180	202264
													36		
													101		
													66		

Measured 24-hr Average RSP Concentration  
AM1 - Rooftop of Administrative Building (Former Staff Quarters) in Ocean Park



Annex A4

Recorded RSP  
Concentrations at EPD's  
AQMSs in Tung Chung,  
Shatin, Tai Po, Yuen Long  
and Tap Mun on 22 March  
2011



**Annex A4**      *Recorded RSP Concentrations at EPD's AQMSs in Tung Chung, Shatin, Tai Po, Yuen Long and Tap Mun on 22 March 2011*

22 March 2011

Tung Chung

Date & Time	RSP
3/22/2011 17:00	77.4
3/22/2011 18:00	60.8
3/22/2011 19:00	64.6
3/22/2011 20:00	55.8
3/22/2011 21:00	43.1
3/22/2011 22:00	37.6
3/22/2011 23:00	31.3
3/23/2011 0:00	33.4
3/23/2011 1:00	32.1
3/23/2011 2:00	33.1
3/23/2011 3:00	32.7
3/23/2011 4:00	31.2
3/23/2011 5:00	29.6
3/23/2011 6:00	31.1
3/23/2011 7:00	27.2
3/23/2011 8:00	31.4
3/23/2011 9:00	30.7
3/23/2011 10:00	31.4
3/23/2011 11:00	35.9
3/23/2011 12:00	43.2
3/23/2011 13:00	47.7
3/23/2011 14:00	53
3/23/2011 15:00	65.1
3/23/2011 16:00	84

Shatin

Date & Time	RSP
3/22/2011 17:00	40.2
3/22/2011 18:00	39
3/22/2011 19:00	40.5
3/22/2011 20:00	39.3
3/22/2011 21:00	37.8
3/22/2011 22:00	31.7
3/22/2011 23:00	34.5
3/23/2011 0:00	34.5
3/23/2011 1:00	38.2
3/23/2011 2:00	36.1
3/23/2011 3:00	37.4
3/23/2011 4:00	33.1
3/23/2011 5:00	31
3/23/2011 6:00	34.1
3/23/2011 7:00	33.7
3/23/2011 8:00	33.3
3/23/2011 9:00	35.1
3/23/2011 10:00	36.9
3/23/2011 11:00	38.4
3/23/2011 12:00	42.4
3/23/2011 13:00	47.4

Date & Time	RSP
3/23/2011 14:00	46.9
3/23/2011 15:00	51
3/23/2011 16:00	53

#### Tai Po

Date & Time	RSP
3/22/2011 17:00	44.6
3/22/2011 18:00	47.8
3/22/2011 19:00	44.3
3/22/2011 20:00	38.2
3/22/2011 21:00	34.5
3/22/2011 22:00	33.9
3/22/2011 23:00	35.5
3/23/2011 0:00	32
3/23/2011 1:00	32.8
3/23/2011 2:00	29.6
3/23/2011 3:00	26.8
3/23/2011 4:00	24.5
3/23/2011 5:00	26.9
3/23/2011 6:00	28.3
3/23/2011 7:00	29.1
3/23/2011 8:00	32.5
3/23/2011 9:00	33.8
3/23/2011 10:00	34.2
3/23/2011 11:00	36.8
3/23/2011 12:00	36.5
3/23/2011 13:00	38.8
3/23/2011 14:00	41
3/23/2011 15:00	47.1
3/23/2011 16:00	47

#### Yuen Long

Date & Time	RSP
3/22/2011 17:00	50.7
3/22/2011 18:00	55.9
3/22/2011 19:00	54.1
3/22/2011 20:00	44.3
3/22/2011 21:00	40.6
3/22/2011 22:00	35
3/22/2011 23:00	37.2
3/23/2011 0:00	36.9
3/23/2011 1:00	30.5
3/23/2011 2:00	27.3
3/23/2011 3:00	25.3
3/23/2011 4:00	26.3
3/23/2011 5:00	26.6
3/23/2011 6:00	26
3/23/2011 7:00	27.4
3/23/2011 8:00	31.3
3/23/2011 9:00	38.5
3/23/2011 10:00	43.4
3/23/2011 11:00	50
3/23/2011 12:00	62.5
3/23/2011 13:00	64.7
3/23/2011 14:00	65.8

Date & Time	RSP
3/23/2011 15:00	70.9
3/23/2011 16:00	68.7

Tap Mun

Date & Time	RSP
3/22/2011 17:00	30
3/22/2011 18:00	33.9
3/22/2011 19:00	37.1
3/22/2011 20:00	37.7
3/22/2011 21:00	34.6
3/22/2011 22:00	30.8
3/22/2011 23:00	33.5
3/23/2011 0:00	34.8
3/23/2011 1:00	31.5
3/23/2011 2:00	30.2
3/23/2011 3:00	28.5
3/23/2011 4:00	28.2
3/23/2011 5:00	27.3
3/23/2011 6:00	--
3/23/2011 7:00	29.8
3/23/2011 8:00	31.5
3/23/2011 9:00	26.9
3/23/2011 10:00	25.2
3/23/2011 11:00	34.3
3/23/2011 12:00	32.1
3/23/2011 13:00	35
3/23/2011 14:00	37.6
3/23/2011 15:00	54.1
3/23/2011 16:00	58.4

Note:

1. Time shown is in HK time.
2. RSP – respirable suspended particulates, NO<sub>2</sub> – nitrogen dioxide, O<sub>3</sub> – ozone, SO<sub>2</sub> – sulphur dioxide, CO – carbon monoxide
3. Concentration shown in  $\mu\text{g m}^{-3}$
4. The concentration information was based on raw data taken directly from EPD's Air Quality Monitoring Network

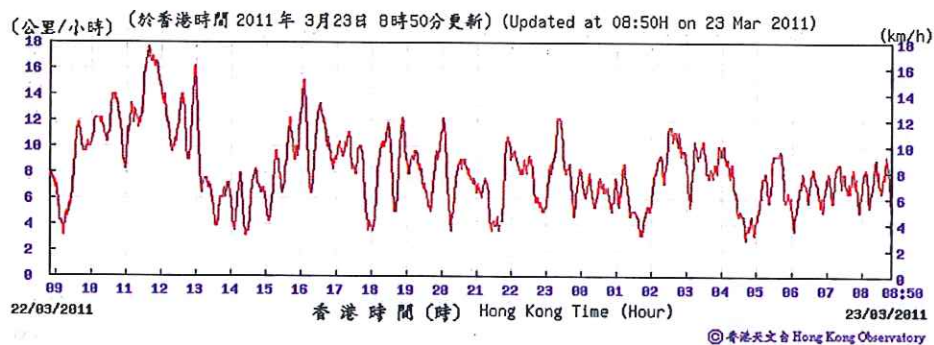
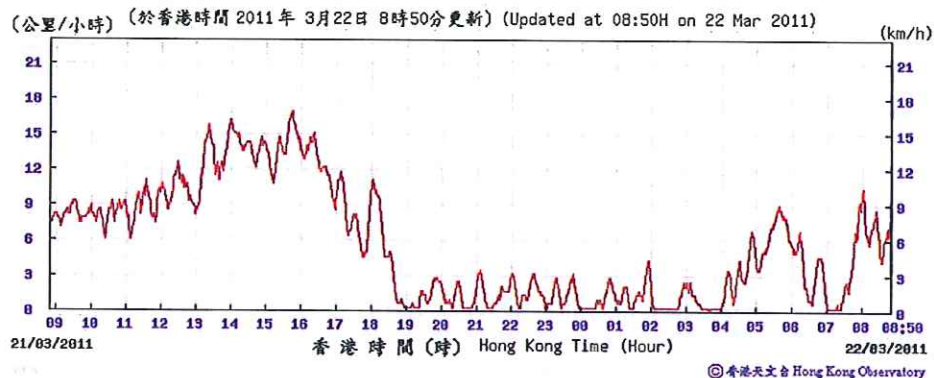
Annex A5

Weather Data Recorded at  
HKO's Weather Station in  
Wong Chuk Hang on 22  
March 2011

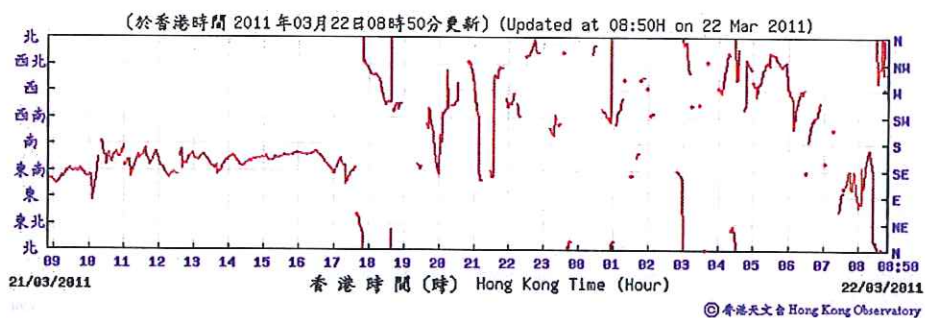


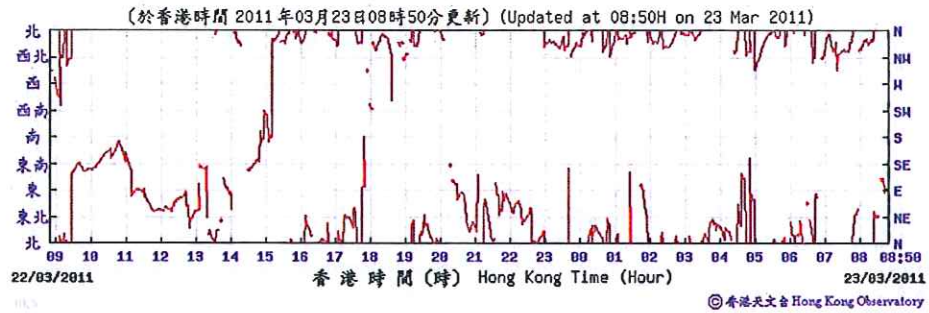
22 March 2011

## Prevailing Wind Speed

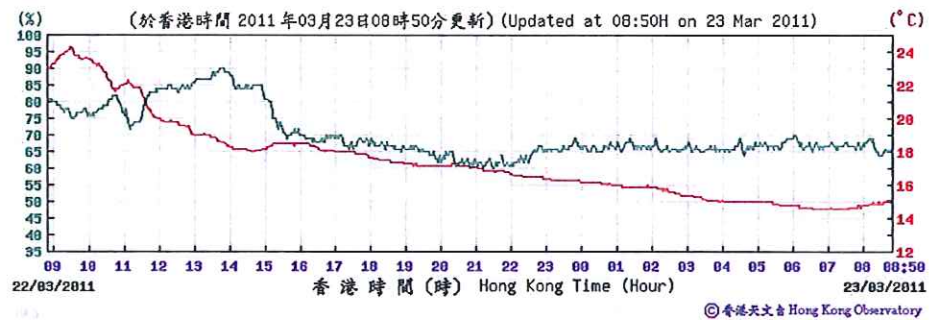
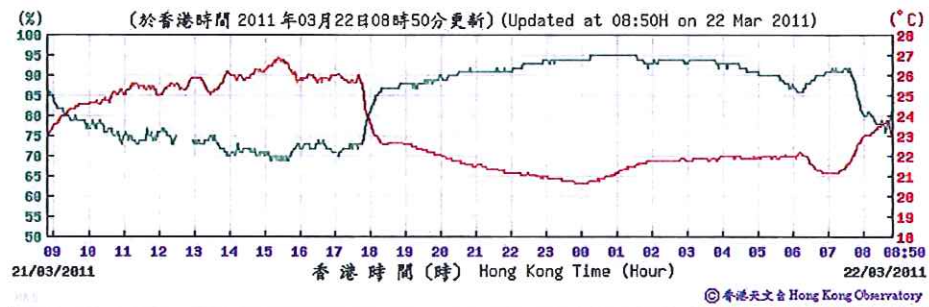


## Prevailing Wind Direction





## Ambient Temperature and Relative Humidity



## Annex B1

# Calibration Certificates of the Noise Measurement Equipment



輝創工程有限公司

Sun Creation Engineering Limited Calibration and Testing Laboratory

Certificate No. : C103766

## *Certificate of Calibration*

*This is to certify that the equipment*

*Description : Sound Level Calibrator*

*Manufacturer : Rion*

*Model No. : NC-73*

*Serial No. : 10786708*

*has been calibrated for the specific items and ranges.  
The results are shown in the Calibration Report No. C103766.*

*The equipment is supplied by*

*Co. Name : Envirotech Services Co.*

*Address : Shop 6, G/F., Casio Mansion, 209 Shaukeiwan Road,  
Hong Kong*

*Date of Issue : 13 July 2010*

*Certified by :*

*KC Lee*

The test equipment used for calibration are traceable to the National Standards as specified in this report.  
This report shall not be reproduced except in full and with prior written approval from this laboratory.

Calibration and Testing Laboratory of Sun Creation Engineering Limited

c/o 4/F, Tsing Shan Wan Exchange Building, 1 Hing On Lane, Tuen Mun, New Territories, Hong Kong

Tel: 2927 2606

Fax: 2744 8986

E-mail: callab@suncreation.com

Website: www.suncreation.com





輝創工程有限公司

Sun Creation Engineering Limited Calibration and Testing Laboratory

Report No. : C103766

## Calibration Report

### ITEM TESTED

DESCRIPTION : Sound Level Calibrator  
MANUFACTURER : Rion  
MODEL NO. : NC-73  
SERIAL NO. : 10786708

### TEST CONDITIONS

AMBIENT TEMPERATURE :  $(23 \pm 2)^{\circ}\text{C}$   
LINE VOLTAGE : ---

RELATIVE HUMIDITY :  $(55 \pm 20)\%$

### TEST SPECIFICATIONS

Calibration check

DATE OF TEST : 12 July 2010

JOB NO. : IC10-1738

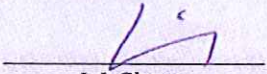
### TEST RESULTS

The results apply to the particular unit-under-test only.  
All results are within manufacturer's specification.  
The results are detailed in the subsequent page(s).

The test equipment used for calibration are traceable to National Standards via :

- The Government of The Hong Kong Special Administrative Region Standard & Calibration Laboratory
- Agilent Technologies, USA
- Fluke Everett Service Center, USA
- Rohde & Schwarz Laboratory, Germany
- The Bruel & Kjaer Calibration Laboratory, Denmark

Tested by :

  
L L Cheung

Date : 13 July 2010

The test equipment used for calibration are traceable to the National Standards as specified in this report.  
This report shall not be reproduced except in full and with prior written approval from this laboratory.

Calibration and Testing Laboratory of Sun Creation Engineering Limited

c/o 4/F, Tsing Shan Wan Exchange Building, 1 Hing On Lane, Tuen Mun, New Territories, Hong Kong

Tel: 2927 2606

Fax: 2744 8986

E-mail: callab@suncreation.com

Website: www.suncreation.com

Page 1 of 2



Report No. : C103766

## Calibration Report

1. The unit-under-test (UUT) was allowed to stabilize in the laboratory for over 24 hours before the commencement of the test.
2. The results presented are the mean of 3 measurements at each calibration point.
3. Test equipment :

Equipment ID	Description	Certificate No.
TST150A	Measuring Amplifier	C101008
CL130	Universal Counter	C103289
CL281	Multifunction Acoustic Calibrator	C1005490

4. Test procedure : MA100N.

5. Results :

### 5.1 Sound Level Accuracy

UUT Nominal Value	Measured Value (dB)	Mfr's Spec. (dB)	Uncertainty of Measured Value (dB)
94 dB, 1 kHz	94.0	$\pm 0.5$	$\pm 0.2$

### 5.2 Frequency Accuracy

UUT Nominal Value (kHz)	Measured Value (kHz)	Mfr's Spec.	Uncertainty of Measured Value (Hz)
1	0.991 0	1 kHz $\pm 2\%$	$\pm 0.1$

Remark : - The uncertainties are for a confidence probability of not less than 95 %.

### Note :

The values given in this Calibration Report only relate to the values measured at the time of the test and any uncertainties quoted will not include allowance for the equipment long term drift, variations with environment changes, vibration and shock during transportation, overloading, mis-handling, or the capability of any other laboratory to repeat the measurement. Sun Creation Engineering Limited shall not be liable for any loss or damage resulting from the use of the equipment.

The test equipment used for calibration are traceable to the National Standards as specified in this report.  
This report shall not be reproduced except in full and with prior written approval from this laboratory.

Calibration and Testing Laboratory of Sun Creation Engineering Limited

c/o 4/F, Tsing Shan Wan Exchange Building, 1 Hing On Lane, Tuen Mun, New Territories, Hong Kong  
Tel: 2927 2606 Fax: 2744 8986 E-mail: callab@suncreation.com Website: www.suncreation.com



輝創工程有限公司

Sun Creation Engineering Limited Calibration and Testing Laboratory

Certificate No. : C103852

## *Certificate of Calibration*

*This is to certify that the equipment*

*Description : Precision Sound Level Meter*

*Manufacturer : Rion*

*Model No. : NA-27*

*Serial No. : 00201194*

*has been calibrated for the specific items and ranges.*


*The results are shown in the Calibration Report No. C103852.*

*The equipment is supplied by*

*Co. Name : Envirotech Services Co.*

*Address : Shop 6, G/F., Casio Mansion, 209 Shaukeiwan Road,  
Hong Kong*

*Date of Issue : 15 July 2010*

*Certified by :*   
K.C. Lee

The test equipment used for calibration are traceable to the National Standards as specified in this report.  
This report shall not be reproduced except in full and with prior written approval from this laboratory.

Calibration and Testing Laboratory of Sun Creation Engineering Limited

c/o 4/F, Tsing Shan Wan Exchange Building, 1 Hing On Lane, Tuen Mun, New Territories, Hong Kong

Tel: 2927 2606

Fax: 2744 8986

E-mail: callab@suncreation.com

Website: www.suncreation.com





輝創工程有限公司

Sun Creation Engineering Limited Calibration and Testing Laboratory

Report No. : C103852

## Calibration Report

### ITEM TESTED

DESCRIPTION : Precision Sound Level Meter  
MANUFACTURER : Rion  
MODEL NO. : NA-27  
SERIAL NO. : 00201194

### TEST CONDITIONS

AMBIENT TEMPERATURE :  $(23 \pm 2)^{\circ}\text{C}$   
LINE VOLTAGE : ---

RELATIVE HUMIDITY :  $(55 \pm 20)\%$

### TEST SPECIFICATIONS

Calibration

DATE OF TEST : 15 July 2010

JOB NO. : IC10-1790

### TEST RESULTS

The results apply to the particular unit-under-test only.  
All results are within manufacturer's specification.  
The results are detailed in the subsequent page(s).

The test equipment used for calibration are traceable to National Standards via :

- The Government of The Hong Kong Special Administrative Region Standard & Calibration Laboratory
- Agilent Technologies, USA
- Fluke Everett Service Center, USA
- Rohde & Schwarz Laboratory, Germany
- The Bruel & Kjaer Calibration Laboratory, Denmark

Tested by :

L L Cheung

Date : 15 July 2010

The test equipment used for calibration are traceable to the National Standards as specified in this report.  
This report shall not be reproduced except in full and with prior written approval from this laboratory.

Calibration and Testing Laboratory of Sun Creation Engineering Limited

c/o 4/F, Tsing Shan Wan Exchange Building, 1 Hing On Lane, Tuen Mun, New Territories, Hong Kong

Tel: 2927 2606

Fax: 2744 8986

E-mail: callab@suncreation.com

Website: www.suncreation.com

Page 1 of 4





輝創工程有限公司

Sun Creation Engineering Limited Calibration and Testing Laboratory

Report No. : C103852

## Calibration Report

1. The unit-under-test (UUT) was allowed to stabilize in the laboratory for over 24 hours, and switched on to warm up for over 10 minutes before the commencement of the test.
2. Self-calibration using the internal standard (After Adjustment) was performed before the test 6.1.2 - 6.4.
3. The results presented are the mean of 3 measurement at each calibration point.
4. Test equipment :

Equipment ID	Description	Certificate No.
CL280	40 MHz Arbitrary Waveform Generator	C100067
CL281	Multifunction Acoustic Calibrator	DC1005490

5. Test procedure : MA101N.

6. Results :

- 6.1 Sound Pressure Level

- 6.1.1 Reference Sound Pressure Level

UUT Setting			Applied Value		UUT Reading (dB)		IEC 60651 Type 1
Range (dB)	Frequency Weighting	Time Weighting	Level (dB)	Freq. (kHz)	Before Adjustment	After Adjustment	Spec. (dB)
50 - 110	LA	Fast	94.00	1	94.6	94.0	± 0.7

- 6.1.2 Linearity

UUT Setting			Applied Value		UUT Reading (dB)
Range (dB)	Frequency Weighting	Time Weighting	Level (dB)	Freq. (kHz)	
60 - 120	LA	Fast	94.00	1	94.0 (Ref.)
			104.00		104.0
			114.00		114.0

IEC 60651 Type 1 Spec. : ± 0.4 dB per 10 dB step and ± 0.7 dB for overall different.

- 6.2 Time Weighting

UUT Setting			Applied Value		UUT Reading (dB)	IEC 60651 Type 1 Spec. (dB)
Range (dB)	Frequency Weighting	Time Weighting	Level (dB)	Freq. (kHz)		
50 - 110	LA	Fast	94.00	1	94.0	Ref.
		Slow			94.0	± 0.1

The test equipment used for calibration are traceable to the National Standards as specified in this report.  
This report shall not be reproduced except in full and with prior written approval from this laboratory.

Calibration and Testing Laboratory of Sun Creation Engineering Limited

c/o 4/F, Tsing Shan Wan Exchange Building, 1 Hing On Lane, Tuen Mun, New Territories, Hong Kong  
Tel: 2927 2606 Fax: 2744 8986 E-mail: callab@suncreation.com Website: www.suncreation.com

Page 2 of 4



## Calibration Report

### 6.3 Frequency Weighting

#### 6.3.1 A-Weighting

UUT Setting			Applied Value		UUT Reading (dB)	IEC 60651 Type 1 Spec. (dB)
Range (dB)	Frequency Weighting	Time Weighting	Level (dB)	Freq.		
50 - 110	LA	Fast	94.00	31.5 Hz	54.4	-39.4 ± 1.5
				63 Hz	67.7	-26.2 ± 1.5
				125 Hz	77.8	-16.1 ± 1.0
				250 Hz	85.2	-8.6 ± 1.0
				500 Hz	90.7	-3.2 ± 1.0
				1 kHz	94.0	Ref.
				2 kHz	95.2	+1.2 ± 1.0
				4 kHz	95.0	+1.0 ± 1.0
				8 kHz	92.8	-1.1 (+1.5 ; -3.0)
				12.5 kHz	89.7	-4.3 (+3.0 ; -6.0)

#### 6.3.2 C-Weighting

UUT Setting			Applied Value		UUT Reading (dB)	IEC 60651 Type 1 Spec. (dB)
Range (dB)	Frequency Weighting	Time Weighting	Level (dB)	Freq.		
50 - 110	LC	Fast	94.00	31.5 Hz	90.9	-3.0 ± 1.5
				63 Hz	93.1	-0.8 ± 1.5
				125 Hz	93.8	-0.2 ± 1.0
				250 Hz	93.9	0.0 ± 1.0
				500 Hz	94.0	0.0 ± 1.0
				1 kHz	93.9	Ref.
				2 kHz	93.8	-0.2 ± 1.0
				4 kHz	93.1	-0.8 ± 1.0
				8 kHz	90.9	-3.0 (+1.5 ; -3.0)
				12.5 kHz	87.7	-6.2 (+3.0 ; -6.0)

The test equipment used for calibration are traceable to the National Standards as specified in this report.  
This report shall not be reproduced except in full and with prior written approval from this laboratory.

Calibration and Testing Laboratory of Sun Creation Engineering Limited

c/o 4/F, Tsing Shan Wan Exchange Building, 1 Hing On Lane, Tuen Mun, New Territories, Hong Kong

Tel: 2927 2606 Fax: 2744 8986 E-mail: callab@suncreation.com Website: www.suncreation.com



## Calibration Report

### 6.4 Time Averaging

UUT Setting			Applied Value					UUT	IEC 60804
Range (dB)	Mode	Integrating Time	Freq. (kHz)	Burst Duration (ms)	Burst Duty Factor	Burst Level (dB)	Equivalent Level (dB)	Reading (dB)	Type 1 Spec. (dB)
50 - 110	LAeq	10 sec.	4	1	1/10	110.0	100	99.9	± 0.5
					1/10 <sup>2</sup>		90	90.2	± 0.5
		60 sec.			1/10 <sup>3</sup>		80	80.0	± 1.0
		5 min.			1/10 <sup>4</sup>		70	70.0	± 1.0

Remarks : - Mfr's Spec. : IEC 60651 Type 1 & IEC 60804 Type 1

- Uncertainties of Applied Value : 94 dB : 31.5 Hz - 125 Hz : ± 0.35 dB  
 250 Hz - 500 Hz : ± 0.30 dB  
 1 kHz : ± 0.20 dB  
 2 kHz - 4 kHz : ± 0.35 dB  
 8 kHz : ± 0.45 dB  
 12.5 kHz : ± 0.70 dB  
 104 dB : 1 kHz : ± 0.10 dB (Ref. 94 dB)  
 114 dB : 1 kHz : ± 0.10 dB (Ref. 94 dB)

- The uncertainties are for a confidence probability of not less than 95 %.

#### Note :

The values given in this Calibration Report only relate to the values measured at the time of the test and any uncertainties quoted will not include allowance for the equipment long term drift, variations with environment changes, vibration and shock during transportation, overloading, mis-handling, or the capability of any other laboratory to repeat the measurement. Sun Creation Engineering Limited shall not be liable for any loss or damage resulting from the use of the equipment.



輝創工程有限公司

Sun Creation Engineering Limited Calibration and Testing Laboratory

Certificate No. : C102904

## *Certificate of Calibration*

*This is to certify that the equipment*

*Description : Sound Level Meter*

*Manufacturer : Rion*

*Model No. : NL-31*

*Serial No. : 00410224*

*has been calibrated for the specific items and ranges.  
The results are shown in the Calibration Report No. C102904.*

*The equipment is supplied by*

*Co. Name : Envirotech Services Co.*

*Address : Shop 6, G/F., Casio Mansion, 209 Shaukeiwan Road,  
Hong Kong*

*Date of Issue : 31 May 2010*

*Certified by :*

*K C Lee*

The test equipment used for calibration are traceable to the National Standards as specified in this report.  
This report shall not be reproduced except in full and with prior written approval from this laboratory.

Calibration and Testing Laboratory of Sun Creation Engineering Limited

c/o 4/F, Tsing Shan Wan Exchange Building, 1 Hing On Lane, Tuen Mun, New Territories, Hong Kong

Tel: 2927 2606

Fax: 2744 8986

E-mail: callab@suncreation.com

Website: www.suncreation.com





輝創工程有限公司

Sun Creation Engineering Limited Calibration and Testing Laboratory

Report No. : C102904

## Calibration Report

### ITEM TESTED

DESCRIPTION : Sound Level Meter  
MANUFACTURER : Rion  
MODEL NO. : NL-31  
SERIAL NO. : 00410224

### TEST CONDITIONS

AMBIENT TEMPERATURE :  $(23 \pm 2)^{\circ}\text{C}$   
LINE VOLTAGE : ---

RELATIVE HUMIDITY :  $(55 \pm 20)\%$

### TEST SPECIFICATIONS

Calibration check

DATE OF TEST : 31 May 2010

JOB NO. : IC10-1356

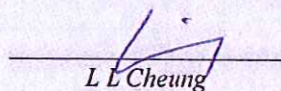
### TEST RESULTS

The results apply to the particular unit-under-test only.  
All results are within manufacturer's specification.  
The results are detailed in the subsequent page(s).

The test equipment used for calibration are traceable to National Standards via :

- The Government of The Hong Kong Special Administrative Region Standard & Calibration Laboratory
- Rohde & Schwarz Laboratory, Germany
- Fluke Everett Service Center, USA
- Agilent Technologies, USA

Tested by :

  
L L Cheung

Date : 31 May 2010

The test equipment used for calibration are traceable to the National Standards as specified in this report.  
This report shall not be reproduced except in full and with prior written approval from this laboratory.

Calibration and Testing Laboratory of Sun Creation Engineering Limited

c/o 4/F, Tsing Shan Wan Exchange Building, 1 Hing On Lane, Tuen Mun, New Territories, Hong Kong

Tel: 2927 2606

Fax: 2744 8986

E-mail: callab@suncreation.com

Website: www.suncreation.com

Page 1 of 4



## Calibration Report

- The unit-under-test (UUT) was allowed to stabilize in the laboratory for over 24 hours, and switched on to warm up for over 10 minutes before the commencement of the test.
- Self-calibration was performed before the test.
- The results presented are the mean of 3 measurements at each calibration point.
- Test equipment :

Equipment ID	Description	Certificate No.
CL280	40 MHz Arbitrary Waveform Generator	C100067
CL179	Acoustical Calibrator	C095223

- Test procedure : MA101N.

- Results :

### 6.1 Sound Pressure Level

#### 6.1.1 Reference Sound Pressure Level

UUT Setting				Applied Value		UUT Reading (dB)	IEC 60651 Type 1 Spec. (dB)
Range (dB)	Mode	Frequency Weighting	Time Weighting	Level (dB)	Freq. (kHz)		
30 - 120	L <sub>A</sub>	A	Fast	94.00	1	93.9	± 0.7

#### 6.1.2 Linearity

UUT Setting				Applied Value		UUT Reading (dB)
Range (dB)	Mode	Frequency Weighting	Time Weighting	Level (dB)	Freq. (kHz)	
30 - 120	L <sub>A</sub>	A	Fast	94.00	1	93.9 (Ref.)
				114.00		113.9

IEC 60651 Type 1 Spec. : ± 0.4 dB per 10 dB step and ± 0.7 dB for overall different.

### 6.2 Time Weighting

#### 6.2.1 Continuous Signal

UUT Setting				Applied Value		UUT Reading (dB)	IEC 60651 Type 1 Spec. (dB)
Range (dB)	Mode	Frequency Weighting	Time Weighting	Level (dB)	Freq. (kHz)		
30 - 120	L <sub>A</sub>	A	Fast	94.00	1	93.9	Ref.
			Slow			93.8	± 0.1

The test equipment used for calibration are traceable to the National Standards as specified in this report.  
This report shall not be reproduced except in full and with prior written approval from this laboratory.



## Calibration Report

### 6.3 Frequency Weighting

#### 6.3.1 A-Weighting

UUT Setting				Applied Value		UUT Reading (dB)	IEC 60651 Type 1 Spec. (dB)
Range (dB)	Mode	Frequency Weighting	Time Weighting	Level (dB)	Freq.		
30 - 120	L <sub>A</sub>	A	Fast	94.00	31.5 Hz	54.2	-39.4 ± 1.5
					63 Hz	67.6	-26.2 ± 1.5
					125 Hz	77.7	-16.1 ± 1.0
					250 Hz	85.2	-8.6 ± 1.0
					500 Hz	90.6	-3.2 ± 1.0
					1 kHz	93.9	Ref.
					2 kHz	95.2	+1.2 ± 1.0
					4 kHz	95.0	+1.0 ± 1.0
					8 kHz	92.9	-1.1 (+1.5 ; -3.0)
					12.5 kHz	90.0	-4.3 (+3.0 ; -6.0)

#### 6.3.2 C-Weighting

UUT Setting				Applied Value		UUT Reading (dB)	IEC 60651 Type 1 Spec. (dB)
Range (dB)	Mode	Frequency Weighting	Time Weighting	Level (dB)	Freq.		
30 - 120	L <sub>C</sub>	C	Fast	94.00	31.5 Hz	90.6	-3.0 ± 1.5
					63 Hz	93.1	-0.8 ± 1.5
					125 Hz	93.7	-0.2 ± 1.0
					250 Hz	93.9	0.0 ± 1.0
					500 Hz	93.9	0.0 ± 1.0
					1 kHz	93.9	Ref.
					2 kHz	93.9	-0.2 ± 1.0
					4 kHz	93.3	-0.8 ± 1.0
					8 kHz	91.0	-3.0 (+1.5 ; -3.0)
					12.5 kHz	88.1	-6.2 (+3.0 ; -6.0)

The test equipment used for calibration are traceable to the National Standards as specified in this report.  
This report shall not be reproduced except in full and with prior written approval from this laboratory.

Calibration and Testing Laboratory of Sun Creation Engineering Limited

c/o 4/F, Tsing Shan Wan Exchange Building, 1 Hing On Lane, Tuen Mun, New Territories, Hong Kong

Tel: 2927 2606

Fax: 2744 8986

E-mail: callab@suncreation.com

Website: www.suncreation.com



## Calibration Report

### 6.4 Time Averaging

UUT Setting				Applied Value					UUT	IEC 60804
Range (dB)	Mode	Frequency Weighting	Time Weighting	Freq. (kHz)	Burst Duration (ms)	Burst Duty Factor	Burst Level (dB)	Equivalent Level (dB)	Reading (dB)	Type 1 Spec. (dB)
20 - 110	L <sub>Aeq</sub>	A	10 sec.	4	1	1/10	110.0	100	100.0	± 0.5
						1/10 <sup>2</sup>		90	90.0	± 0.5
			60 sec.			1/10 <sup>3</sup>		80	80.0	± 1.0
			5 min.			1/10 <sup>4</sup>		70	70.0	± 1.0

Remarks : - Mfr's Spec. : IEC 60651 Type 1 & IEC 60804 Type 1

- Uncertainties of Applied Value : 94 dB : 31.5 Hz - 125 Hz : ± 0.35 dB  
250 Hz - 1 kHz : ± 0.30 dB  
2 kHz - 4 kHz : ± 0.35 dB  
8 kHz : ± 0.45 dB  
12.5 kHz : ± 0.70 dB  
114 dB : 1 kHz : ± 0.10 dB (Ref. 94 dB)

- The uncertainties are for a confidence probability of not less than 95 %.

#### Note :

The values given in this Calibration Report only relate to the values measured at the time of the test and any uncertainties quoted will not include allowance for the equipment long term drift, variations with environment changes, vibration and shock during transportation, overloading, mis-handling, or the capability of any other laboratory to repeat the measurement. Sun Creation Engineering Limited shall not be liable for any loss or damage resulting from the use of the equipment.

The test equipment used for calibration are traceable to the National Standards as specified in this report.  
This report shall not be reproduced except in full and with prior written approval from this laboratory.

Calibration and Testing Laboratory of Sun Creation Engineering Limited

c/o 4/F, Tsing Shan Wan Exchange Building, 1 Hing On Lane, Tuen Mun, New Territories, Hong Kong

Tel: 2927 2606

Fax: 2744 8986

E-mail: callab@suncreation.com

Website: www.suncreation.com





輝創工程有限公司

Sun Creation Engineering Limited Calibration and Testing Laboratory

Certificate No. : C103778

## *Certificate of Calibration*

*This is to certify that the equipment*

*Description : Sound Level Meter*

*Manufacturer : Rion*

*Model No. : NL-31*

*Serial No. : 00320533*

*has been calibrated for the specific items and ranges.  
The results are shown in the Calibration Report No. C103778.*

*The equipment is supplied by*

*Co. Name : Envirotech Services Co.*

*Address : Shop 6, G/F., Casio Mansion, 209 Shaukeiwan Road,  
Hong Kong*

*Date of Issue : 13 July 2010*

*Certified by :*

*K C Lee*

The test equipment used for calibration are traceable to the National Standards as specified in this report.  
This report shall not be reproduced except in full and with prior written approval from this laboratory.

Calibration and Testing Laboratory of Sun Creation Engineering Limited

c/o 4 F, Tsing Shan Wan Exchange Building, 1 Hing On Lane, Tuen Mun, New Territories, Hong Kong

Tel: 2927 2606

Fax: 2744 8986

E-mail: callab@suncreation.com

Website: www.suncreation.com



輝創工程有限公司

Sun Creation Engineering Limited Calibration and Testing Laboratory

Report No. : C103778

## Calibration Report

### ITEM TESTED

DESCRIPTION : Sound Level Meter  
MANUFACTURER : Rion  
MODEL NO. : NL-31  
SERIAL NO. : 00320533

### TEST CONDITIONS

AMBIENT TEMPERATURE :  $(23 \pm 2)^{\circ}\text{C}$  RELATIVE HUMIDITY :  $(55 \pm 20)\%$   
LINE VOLTAGE : ---

### TEST SPECIFICATIONS

Calibration check

DATE OF TEST : 12 July 2010

JOB NO. : IC10-1738

### TEST RESULTS

The results apply to the particular unit-under-test only.  
All results are within manufacturer's specification.  
The results are detailed in the subsequent page(s).

The test equipment used for calibration are traceable to National Standards via :

- The Government of The Hong Kong Special Administrative Region Standard & Calibration Laboratory
- Agilent Technologies, USA
- Fluke Everett Service Center, USA
- Rohde & Schwarz Laboratory, Germany
- The Bruel & Kjaer Calibration Laboratory, Denmark

Tested by :

  
L L Cheung

Date : 13 July 2010

The test equipment used for calibration are traceable to the National Standards as specified in this report.  
This report shall not be reproduced except in full and with prior written approval from this laboratory.

Calibration and Testing Laboratory of Sun Creation Engineering Limited

c/o 4 F, Tsing Shan Wan Exchange Building, 1 Hing On Lane, Tuen Mun, New Territories, Hong Kong  
Tel: 2927 2606 Fax: 2744 8986 E-mail: callab@suncreation.com Website: www.suncreation.com

Page 1 of 4





輝創工程有限公司

Sun Creation Engineering Limited Calibration and Testing Laboratory

Report No. : C103778

## Calibration Report

1. The unit-under-test (UUT) was allowed to stabilize in the laboratory for over 24 hours, and switched on to warm up for over 10 minutes before the commencement of the test.
2. Self-calibration was performed before the test.
3. The results presented are the mean of 3 measurements at each calibration point.
4. Test equipment :

Equipment ID

CL280

CL281

Description

40 MHz Arbitrary Waveform Generator

Multifunction Acoustic Calibrator

Certificate No.

C100067

C1005490

5. Test procedure : MA101N.

6. Results :

6.1 Sound Pressure Level

6.1.1 Reference Sound Pressure Level

UUT Setting				Applied Value		UUT Reading (dB)	IEC 60651 Type 1 Spec. (dB)
Range (dB)	Mode	Frequency Weighting	Time Weighting	Level (dB)	Freq. (kHz)		
30 - 120	L <sub>A</sub>	A	Fast	94.00	1	94.3	± 0.7

6.1.2 Linearity

UUT Setting				Applied Value		UUT Reading (dB)
Range (dB)	Mode	Frequency Weighting	Time Weighting	Level (dB)	Freq. (kHz)	
30 - 120	L <sub>A</sub>	A	Fast	94.00	1	94.3 (Ref.)
				104.00		104.3
				114.00		114.3

IEC 60651 Type 1 Spec. : ± 0.4 dB per 10 dB step and ± 0.7 dB for overall different.

6.2 Time Weighting

6.2.1 Continuous Signal

UUT Setting				Applied Value		UUT Reading (dB)	IEC 60651 Type 1 Spec. (dB)
Range (dB)	Mode	Frequency Weighting	Time Weighting	Level (dB)	Freq. (kHz)		
30 - 120	L <sub>A</sub>	A	Fast	94.00	1	94.3	Ref.
			Slow			94.2	± 0.1

The test equipment used for calibration are traceable to the National Standards as specified in this report.  
This report shall not be reproduced except in full and with prior written approval from this laboratory.

Calibration and Testing Laboratory of Sun Creation Engineering Limited

c/o 4 F, Tsing Shan Wan Exchange Building, 1 Hing On Lane, Tuen Mun, New Territories, Hong Kong

Tel: 2927 2606

Fax: 2744 8986

E-mail: callab@suncreation.com

Website: www.suncreation.com

Page 2 of 4



## Calibration Report

### 6.3 Frequency Weighting

#### 6.3.1 A-Weighting

UUT Setting				Applied Value		UUT Reading (dB)	IEC 60651 Type 1 Spec. (dB)
Range (dB)	Mode	Frequency Weighting	Time Weighting	Level (dB)	Freq.		
30 - 120	L <sub>A</sub>	A	Fast	94.00	31.5 Hz	55.3	-39.4 ± 1.5
					63 Hz	68.4	-26.2 ± 1.5
					125 Hz	78.4	-16.1 ± 1.0
					250 Hz	85.8	-8.6 ± 1.0
					500 Hz	91.1	-3.2 ± 1.0
					1 kHz	94.3	Ref.
					2 kHz	95.3	+1.2 ± 1.0
					4 kHz	94.5	+1.0 ± 1.0
					8 kHz	90.5	-1.1 (+1.5 ; -3.0)
					12.5 kHz	85.0	-4.3 (+3.0 ; -6.0)

#### 6.3.2 C-Weighting

UUT Setting				Applied Value		UUT Reading (dB)	IEC 60651 Type 1 Spec. (dB)
Range (dB)	Mode	Frequency Weighting	Time Weighting	Level (dB)	Freq.		
30 - 120	L <sub>C</sub>	C	Fast	94.00	31.5 Hz	91.5	-3.0 ± 1.5
					63 Hz	93.7	-0.8 ± 1.5
					125 Hz	94.2	-0.2 ± 1.0
					250 Hz	94.4	0.0 ± 1.0
					500 Hz	94.4	0.0 ± 1.0
					1 kHz	94.3	Ref.
					2 kHz	94.0	-0.2 ± 1.0
					4 kHz	92.8	-0.8 ± 1.0
					8 kHz	88.7	-3.0 (+1.5 ; -3.0)
					12.5 kHz	82.4	-6.2 (+3.0 ; -6.0)

### 6.4 Time Averaging

UUT Setting				Applied Value					UUT Reading (dB)	IEC 60804 Type 1 Spec. (dB)
Range (dB)	Mode	Frequency Weighting	Time Weighting	Freq. (kHz)	Burst Duration (ms)	Burst Duty Factor	Burst Level (dB)	Equivalent Level (dB)		
20 - 110	L <sub>Aeq</sub>	A	60 sec.	4	1	1/10 <sup>3</sup>	110.0	80	80.7	± 1.0
			5 min.					70	70.7	± 1.0

The test equipment used for calibration are traceable to the National Standards as specified in this report.  
This report shall not be reproduced except in full and with prior written approval from this laboratory.

Calibration and Testing Laboratory of Sun Creation Engineering Limited

c/o 4/F, Tsing Shan Wan Exchange Building, 1 Hing On Lane, Tuen Mun, New Territories, Hong Kong

Tel: 2927 2606

Fax: 2744 8986

E-mail: callab@suncreation.com

Website: www.suncreation.com





輝創工程有限公司

Sun Creation Engineering Limited Calibration and Testing Laboratory

Report No. : C103778

## Calibration Report

Remarks : - Mfr's Spec. : IEC 60651 Type 1 & IEC 60804 Type 1

- Uncertainties of Applied Value : 94 dB : 31.5 Hz - 125 Hz :  $\pm 0.35$  dB  
250 Hz - 1 kHz :  $\pm 0.30$  dB  
2 kHz - 4 kHz :  $\pm 0.35$  dB  
8 kHz :  $\pm 0.45$  dB  
12.5 kHz :  $\pm 0.70$  dB  
104 dB : 1 kHz :  $\pm 0.10$  dB (Ref. 94 dB)  
114 dB : 1 kHz :  $\pm 0.10$  dB (Ref. 94 dB)

- The uncertainties are for a confidence probability of not less than 95 %.

Note :

The values given in this Calibration Report only relate to the values measured at the time of the test and any uncertainties quoted will not include allowance for the equipment long term drift, variations with environment changes, vibration and shock during transportation, overloading, mis-handling, or the capability of any other laboratory to repeat the measurement. Sun Creation Engineering Limited shall not be liable for any loss or damage resulting from the use of the equipment.

The test equipment used for calibration are traceable to the National Standards as specified in this report.  
This report shall not be reproduced except in full and with prior written approval from this laboratory.

Calibration and Testing Laboratory of Sun Creation Engineering Limited

c/o 4/F, Tsing Shan Wan Exchange Building, 1 Hing On Lane, Tuen Mun, New Territories, Hong Kong  
Tel: 2927 2606 Fax: 2744 8986 E-mail: callab@suncreation.com Website: www.suncreation.com

Page 4 of 4





輝創工程有限公司

Sun Creation Engineering Limited Calibration and Testing Laboratory

Certificate No. : C105886

## *Certificate of Calibration*

*This is to certify that the equipment*

*Description : Sound Level Meter*

*Manufacturer : Rion*

*Model No. : NL-31*

*Serial No. : 00983400*

*has been calibrated for the specific items and ranges.  
The results are shown in the Calibration Report No. C105886.*

*The equipment is supplied by*

*Co. Name : Envirotech Services Co.*

*Address : Shop 6, G/F., Casio Mansion, 209 Shaukeiwan Road,  
Hong Kong*

*Date of Issue : 26 October 2010*

*Certified by :*

*K C Lee*

The test equipment used for calibration are traceable to the National Standards as specified in this report.  
This report shall not be reproduced except in full and with prior written approval from this laboratory.

Calibration and Testing Laboratory of Sun Creation Engineering Limited

c/o 4/F, Tsing Shan Wan Exchange Building, 1 Hing On Lane, Tuen Mun, New Territories, Hong Kong

Tel: 2927 2606

Fax: 2744 8986

E-mail: callab@suncreation.com

Website: www.suncreation.com





輝創工程有限公司

Sun Creation Engineering Limited Calibration and Testing Laboratory

Report No. : C105886

## Calibration Report

### ITEM TESTED

DESCRIPTION : Sound Level Meter  
MANUFACTURER : Rion  
MODEL NO. : NL-31  
SERIAL NO. : 00983400

### TEST CONDITIONS

AMBIENT TEMPERATURE :  $(23 \pm 2)^{\circ}\text{C}$   
LINE VOLTAGE : ---

RELATIVE HUMIDITY :  $(55 \pm 20)\%$

### TEST SPECIFICATIONS

Calibration check

DATE OF TEST : 25 October 2010

JOB NO. : IC10-2726


### TEST RESULTS

The results apply to the particular unit-under-test only.  
All results are within manufacturer's specification.  
The results are detailed in the subsequent page(s).

The test equipment used for calibration are traceable to National Standards via :

- The Government of The Hong Kong Special Administrative Region Standard & Calibration Laboratory
- The Bruel & Kjaer Calibration Laboratory, Denmark
- Rohde & Schwarz Laboratory, Germany
- Fluke Everett Service Center, USA
- Agilent Technologies, USA

Tested by :

  
L L Cheung

Date : 26 October 2010

The test equipment used for calibration are traceable to the National Standards as specified in this report.  
This report shall not be reproduced except in full and with prior written approval from this laboratory.

Calibration and Testing Laboratory of Sun Creation Engineering Limited

c/o 4/F, Tsing Shan Wan Exchange Building, 1 Hing On Lane, Tuen Mun, New Territories, Hong Kong

Tel: 2927 2606

Fax: 2744 8986

E-mail: callab@suncreation.com

Website: www.suncreation.com

Page 1 of 4



## Calibration Report

1. The unit-under-test (UUT) was allowed to stabilize in the laboratory for over 24 hours, and switched on to warm up for over 10 minutes before the commencement of the test.
2. Self-calibration was performed before the test.
3. The results presented are the mean of 3 measurements at each calibration point.
4. Test equipment :

Equipment ID	Description	Certificate No.
CL280	40 MHz Arbitrary Waveform Generator	C100067
CL281	Multifunction Acoustic Calibrator	C1006860

5. Test procedure : MA101N.

6. Results :

### 6.1 Sound Pressure Level

#### 6.1.1 Reference Sound Pressure Level

UUT Setting				Applied Value		UUT Reading (dB)	IEC 61672 Class 1 Spec. (dB)
Range (dB)	Mode	Frequency Weighting	Time Weighting	Level (dB)	Freq. (kHz)		
30 - 120	L <sub>A</sub>	A	Fast	94.00	1	94.0	± 1.1

#### 6.1.2 Linearity

UUT Setting				Applied Value		UUT Reading (dB)
Range (dB)	Mode	Frequency Weighting	Time Weighting	Level (dB)	Freq. (kHz)	
30 - 120	L <sub>A</sub>	A	Fast	94.00	1	94.0 (Ref.)
				104.00		104.0
				114.00		114.1

IEC 61672 Class 1 Spec. : ± 0.6 dB per 10 dB step and ± 1.1 dB for overall different.

### 6.2 Time Weighting

UUT Setting				Applied Value		UUT Reading (dB)	IEC 61672 Class 1 Spec. (dB)
Range (dB)	Mode	Frequency Weighting	Time Weighting	Level (dB)	Freq. (kHz)		
30 - 120	L <sub>A</sub>	A	Fast	94.00	1	94.0	Ref.
			Slow			93.9	± 0.3

The test equipment used for calibration are traceable to the National Standards as specified in this report.  
This report shall not be reproduced except in full and with prior written approval from this laboratory.



## Calibration Report

### 6.3 Frequency Weighting

#### 6.3.1 A-Weighting

UUT Setting				Applied Value		UUT Reading (dB)	IEC 61672 Class 1 Spec. (dB)
Range (dB)	Mode	Frequency Weighting	Time Weighting	Level (dB)	Freq.		
30 - 120	L <sub>A</sub>	A	Fast	94.00	63 Hz	67.6	-26.2 ± 1.5
					125 Hz	77.7	-16.1 ± 1.5
					250 Hz	85.2	-8.6 ± 1.4
					500 Hz	90.7	-3.2 ± 1.4
					1 kHz	94.0	Ref.
					2 kHz	95.3	+1.2 ± 1.6
					4 kHz	95.1	+1.0 ± 1.6
					8 kHz	93.0	-1.1 (+2.1 ; -3.1)
					12.5 kHz	90.1	-4.3 (+3.0 ; -6.0)

#### 6.3.2 C-Weighting

UUT Setting				Applied Value		UUT Reading (dB)	IEC 61672 Class 1 Spec. (dB)
Range (dB)	Mode	Frequency Weighting	Time Weighting	Level (dB)	Freq.		
30 - 120	L <sub>C</sub>	C	Fast	94.00	63 Hz	93.2	-0.8 ± 1.5
					125 Hz	93.8	-0.2 ± 1.5
					250 Hz	94.0	0.0 ± 1.4
					500 Hz	94.0	0.0 ± 1.4
					1 kHz	94.0	Ref.
					2 kHz	93.9	-0.2 ± 1.6
					4 kHz	93.4	-0.8 ± 1.6
					8 kHz	91.1	-3.0 (+2.1 ; -3.1)
					12.5 kHz	88.3	-6.2 (+3.0 ; -6.0)

The test equipment used for calibration are traceable to the National Standards as specified in this report.  
This report shall not be reproduced except in full and with prior written approval from this laboratory.



Report No. : C105886

## Calibration Report

Remarks : - Mfr's Spec. : IEC 61672 Class 1

- Uncertainties of Applied Value : 94 dB : 63 Hz - 125 Hz :  $\pm 0.35$  dB  
250 Hz - 500 Hz :  $\pm 0.30$  dB  
1 kHz :  $\pm 0.20$  dB  
2 kHz - 4 kHz :  $\pm 0.35$  dB  
8 kHz :  $\pm 0.45$  dB  
12.5 kHz :  $\pm 0.70$  dB  
104 dB : 1 kHz :  $\pm 0.10$  dB (Ref. 94 dB)  
114 dB : 1 kHz :  $\pm 0.10$  dB (Ref. 94 dB)

- The uncertainties are for a confidence probability of not less than 95 %.

Note :

The values given in this Calibration Report only relate to the values measured at the time of the test and any uncertainties quoted will not include allowance for the equipment long term drift, variations with environment changes, vibration and shock during transportation, overloading, mis-handling, or the capability of any other laboratory to repeat the measurement. Sun Creation Engineering Limited shall not be liable for any loss or damage resulting from the use of the equipment.

The test equipment used for calibration are traceable to the National Standards as specified in this report.  
This report shall not be reproduced except in full and with prior written approval from this laboratory.

Calibration and Testing Laboratory of Sun Creation Engineering Limited

c/o 4/F, Tsing Shan Wan Exchange Building, 1 Hing On Lane, Tuen Mun, New Territories, Hong Kong

Tel: 2927 2606

Fax: 2744 8986

E-mail: callab@suncreation.com

Website: www.suncreation.com

Page 4 of 4

Annex B2

## Results of Noise Monitoring



**Annex B2**  
**Operational Noise Monitoring Results**

Monitoring Location: AON1 Open area adjacent to Police Training School

Date	Weekdays/ Public Holiday (WD/PH)	Measurement Period, hours		Measured Noise Level <sup>[1]</sup> , dB(A)		Daily Operational Noise Level (Background Corrected), L <sub>eq, 30min</sub>		Daily Operational Noise Level (Background Corrected), L <sub>eq, 30min</sub>		Lagoon Night Show Noise Level (Background Corrected), L <sub>eq, 30min</sub>		Noise Criteria, L <sub>eq(gmin)10</sub> , dB(A)	Remark / Other Noise Source(s)
		Start	End	Daily Operational Noise Level, L <sub>eq, 30min</sub>	Lagoon Night Show Noise Level, L <sub>eq, 30min</sub>	Without façade correction	With façade correction	Without façade correction	With façade correction	Without façade correction	With façade correction		
27-Feb-11	PH	1820	1930	67.9	67.0	60.9	63.9	47.6	50.6	Negligible	Negligible	60	Note <sup>[1] &amp; [2]</sup>
04-Mar-11	WD	1820	1930	62.3	62.0	Negligible	Negligible	Negligible	Negligible	Negligible	Negligible	60	-
06-Mar-11	PH	1850	2000	66.6	65.5	61.4	64.4	55.4	58.4	55.4	58.4	60	Note <sup>[1] &amp; [2]</sup>
08-Mar-11	WD	1850	2000	62.2	63.7	Negligible	Negligible	Negligible	Negligible	Negligible	Negligible	60	-
13-Mar-11	PH	1850	2000	67.2	66.0	61.4	64.4	49.5	52.5	49.5	52.5	60	Note <sup>[1] &amp; [2]</sup>
15-Mar-11	WD	1850	2000	61.4	61.8	47.6	50.6	52.8	55.8	52.8	55.8	60	-
20-Mar-11	PH	1850	2000	67.1	65.0	63.9	66.9	56.8	59.8	56.8	59.8	60	Note <sup>[1] &amp; [2]</sup>
22-Mar-11	WD	1850	2000	63.1	63.2	Negligible	Negligible	Negligible	Negligible	Negligible	Negligible	60	-

Monitoring Location: AON2 Roof of Old Canteen Building

Date	Weekdays/ Public Holiday (WD/PH)	Measurement Period, hours		Measured Noise Level <sup>[1]</sup> , dB(A)		Daily Operational Noise Level (Background Corrected), L <sub>eq, 30min</sub>		Daily Operational Noise Level (Background Corrected), L <sub>eq, 30min</sub>		Lagoon Night Show Noise Level (Background Corrected), L <sub>eq, 30min</sub>		Noise Criteria, L <sub>eq(gmin)10</sub> , dB(A)	Remark / Other Noise Source(s)
		Start	End	Daily Operational Noise Level, L <sub>eq, 30min</sub>	Lagoon Night Show Noise Level, L <sub>eq, 30min</sub>	Without façade correction	With façade correction	Without façade correction	With façade correction	Without façade correction	With façade correction		
27-Feb-11	PH	1820	1930	58.9	58.7	54.3	57.0	47.2	53.7	53.7	53.7	60	-
04-Mar-11	WD	1820	1930	57.7	57.3	54.3	57.3	47.2	53.7	Negligible	Negligible	60	-
06-Mar-11	PH	1850	2000	60.7	58.6	58.2	57.2	53.0	53.0	53.0	53.0	60	-
08-Mar-11	WD	1850	2000	56.3	56.8	51.7	54.4	51.7	53.2	51.7	53.2	60	-
13-Mar-11	PH	1850	2000	61.9	59.9	60.1	57.1	56.6	56.6	56.6	56.6	60	-
15-Mar-11	WD	1850	2000	58.7	59.3	44.8	58.5	51.6	51.6	51.6	51.6	60	-
20-Mar-11	PH	1850	2000	58.0	57.9	53.9	55.8	53.7	53.7	53.7	53.7	60	-
22-Mar-11	WD	1850	2000	58.1	58.6	45.3	57.9	50.6	50.6	50.6	50.6	60	-

Monitoring Location: AON3 Orchid Valley

Date	Weekdays/ Public Holiday (WD/PH)	Measurement Period, hours		Measured Noise Level <sup>[1]</sup> , dB(A)		Daily Operational Noise Level (Background Corrected), L <sub>eq, 30min</sub>		Daily Operational Noise Level (Background Corrected), L <sub>eq, 30min</sub>		Lagoon Night Show Noise Level (Background Corrected), L <sub>eq, 30min</sub>		Noise Criteria, L <sub>eq(gmin)10</sub> , dB(A)	Remark / Other Noise Source(s)
		Start	End	Daily Operational Noise Level, L <sub>eq, 30min</sub>	Lagoon Night Show Noise Level, L <sub>eq, 30min</sub>	Without façade correction	With façade correction	Without façade correction	With façade correction	Without façade correction	With façade correction		
27-Feb-11	PH	1820	1930	55.0	53.2	52.5	55.5	48.5	51.5	48.5	51.5	55	Note <sup>[1] &amp; [2]</sup>
04-Mar-11	WD	1820	1930	55.9	55.2	51.2	54.2	48.5	51.5	48.5	51.5	55	-
06-Mar-11	PH	1850	2000	55.8	56.1	Negligible	Negligible	34.9	37.9	34.9	37.9	55	-
08-Mar-11	WD	1850	2000	58.9	56.5	56.7	59.7	51.3	54.3	51.3	54.3	55	Note <sup>[1] &amp; [2]</sup>
13-Mar-11	PH	1850	2000	56.1	51.3	54.4	57.4	33.1	36.1	33.1	36.1	55	Note <sup>[1] &amp; [2]</sup>
15-Mar-11	WD	1850	2000	57.2	58.2	Negligible	Negligible	Negligible	Negligible	Negligible	Negligible	55	-
20-Mar-11	PH	1850	2000	54.6	53.9	42.3	45.3	46.7	49.7	46.7	49.7	55	-
22-Mar-11	WD	1850	2000	56.3	55.1	51.8	54.8	46.7	49.7	46.7	49.7	55	-

Monitoring Location: AON4 Manly Villa

Date	Weekdays/ Public Holiday (WD/PH)	Measurement Period, hours		Measured Noise Level [1], dB(A)			Daily Operational Noise Level (Background Corrected), L <sub>eq, 30min</sub>	Lagoon Night Show Noise Level (Background Corrected), L <sub>eq, 30min</sub>	Noise Criteria, L <sub>eq(30min)</sub> , dB(A)	Remark / Other Noise Source(s)
		Start	End	Daily Operational Noise Level, L <sub>eq, 30min</sub>	Lagoon Night Show Noise Level, L <sub>eq, 30min</sub>	Background Noise Level, L <sub>eq, 15min</sub>				
27-Feb-11	PH	1820	1930	54.9	55.2	54.7	40.2	44.8	55	-
04-Mar-11	WD	1820	1930	55.2	53.8	53.7	49.7	35.6	55	-
06-Mar-11	PH	1850	2000	54.0	54.0	52.9	47.5	47.4	55	-
08-Mar-11	WD	1850	2000	54.2	53.7	53.1	47.7	44.6	55	-
13-Mar-11	PH	1850	2000	54.2	53.5	52.1	50.1	48.0	55	-
15-Mar-11	WD	1850	2000	57.8	58.2	56.7	51.1	52.9	55	-
20-Mar-11	PH	1850	2000	53.7	54.7	53.1	44.8	49.6	55	-
22-Mar-11	WD	1850	2000	54.2	55.3	55.0	Negligible	43.3	55	-

Monitoring Location: AON5 Hau Yuen

Date	Weekdays/ Public Holiday (WD/PH)	Measurement Period, hours		Measured Noise Level [1], dB(A)			Daily Operational Noise Level (Background Corrected), L <sub>eq, 30min</sub>	Lagoon Night Show Noise Level (Background Corrected), L <sub>eq, 30min</sub>	Noise Criteria, L <sub>eq(30min)</sub> , dB(A)	Remark / Other Noise Source(s)
		Start	End	Daily Operational Noise Level, L <sub>eq, 30min</sub>	Lagoon Night Show Noise Level, L <sub>eq, 30min</sub>	Background Noise Level, L <sub>eq, 15min</sub>				
27-Feb-11	PH	1820	1930	58.4	57.0	55.1	55.6	52.6	55	Note [1] & [2]
04-Mar-11	WD	1820	1930	60.2	59.2	59.3	52.6	Negligible	55	-
06-Mar-11	PH	1850	2000	59.8	58.3	58.1	55.0	45.2	55	-
08-Mar-11	WD	1850	2000	60.3	59.3	58.2	56.3	52.8	55	Note [1] & [2]
13-Mar-11	PH	1850	2000	56.8	53.2	52.4	54.7	45.1	55	-
15-Mar-11	WD	1850	2000	58.5	59.4	60.0	Negligible	Negligible	55	-
20-Mar-11	PH	1850	2000	55.2	55.2	54.8	44.5	44.1	55	-
22-Mar-11	WD	1850	2000	58.6	56.9	55.4	55.8	51.5	55	Note [1] & [2]

Notes:

[1] Bolded value indicates exceedance over the noise criteria.

[2] Negligible refers to the measured impact noise levels lower than the background noise levels.

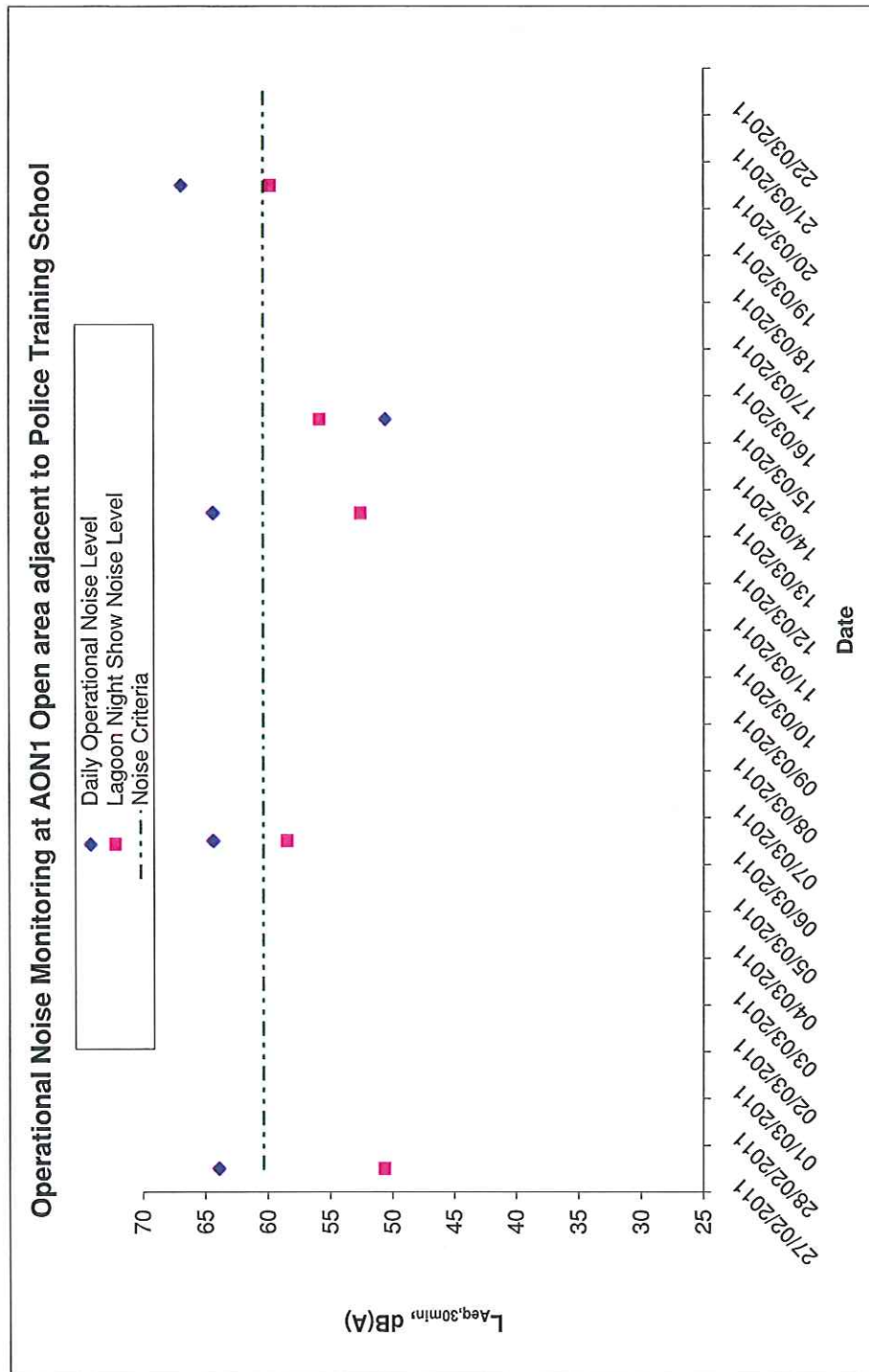
[3] The exceedance were due to the high level of background noise from visitors and traffic on public holidays, especially on 27 Feb, 6 Mar, 13 Mar and 20 Mar 2011, which were public holidays.

[3] The exceedance at AON3 and AON5 were due to traffic noise from Shouson Hill Road.

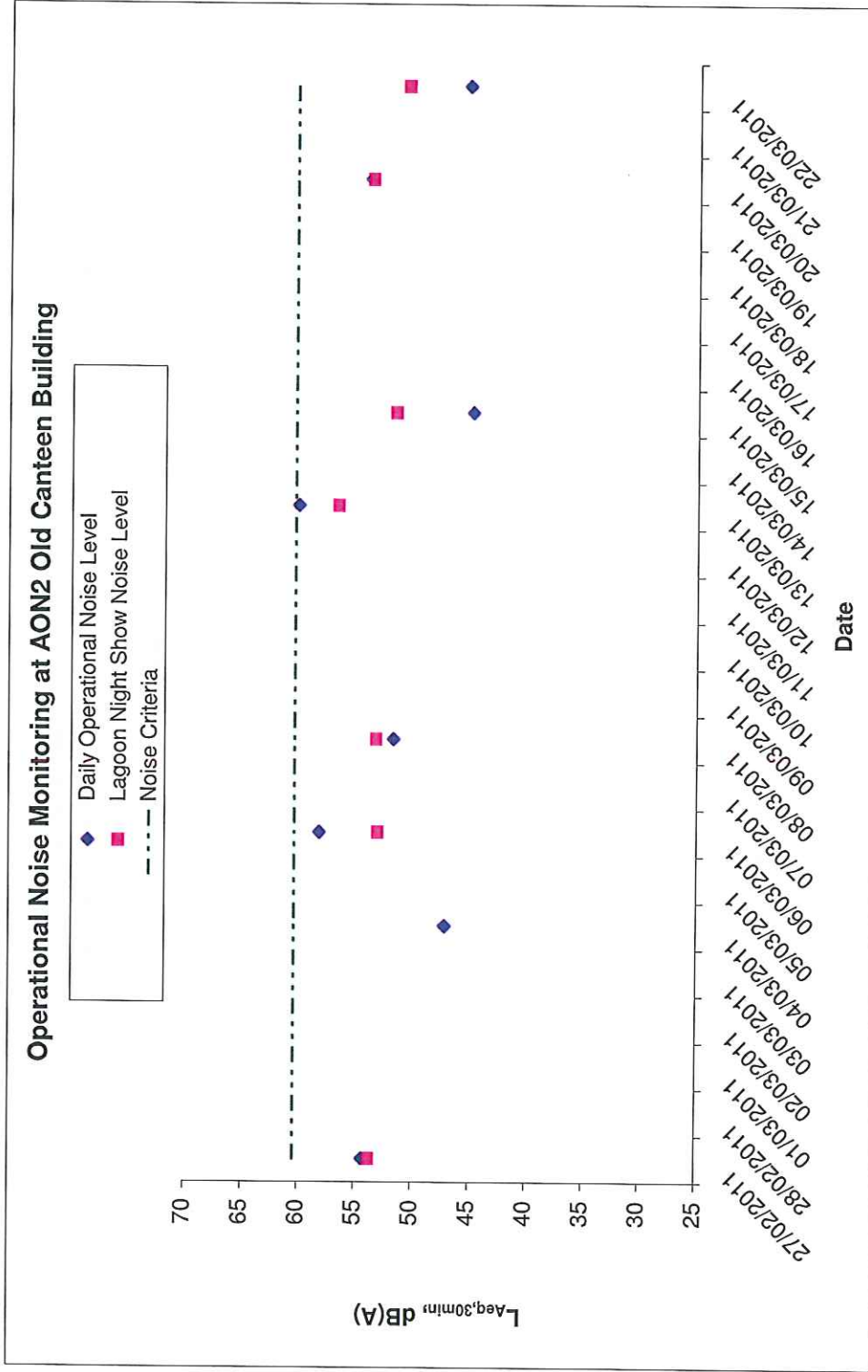
Annex B3

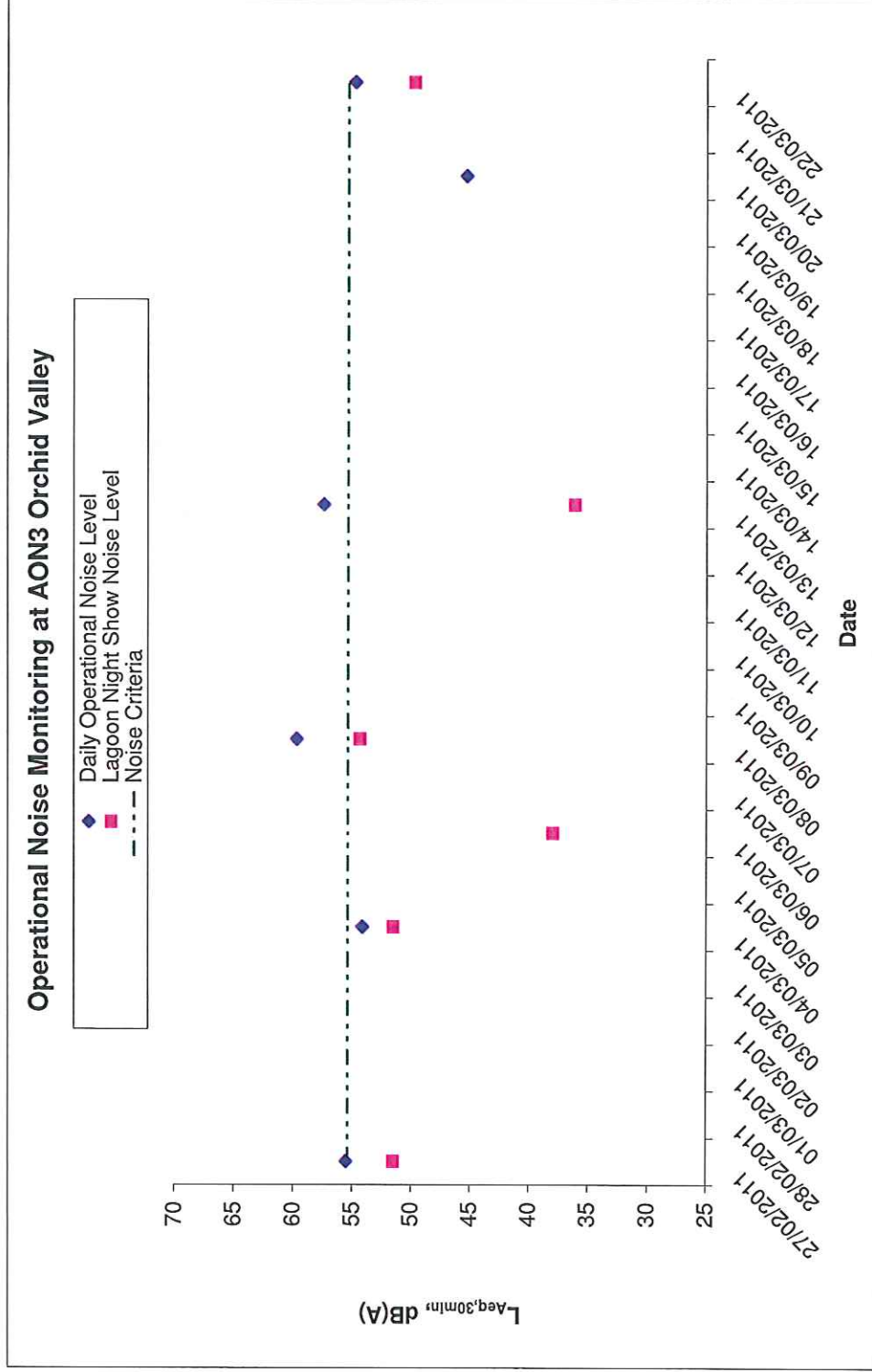
## Graphical Presentation of Noise Monitoring Results





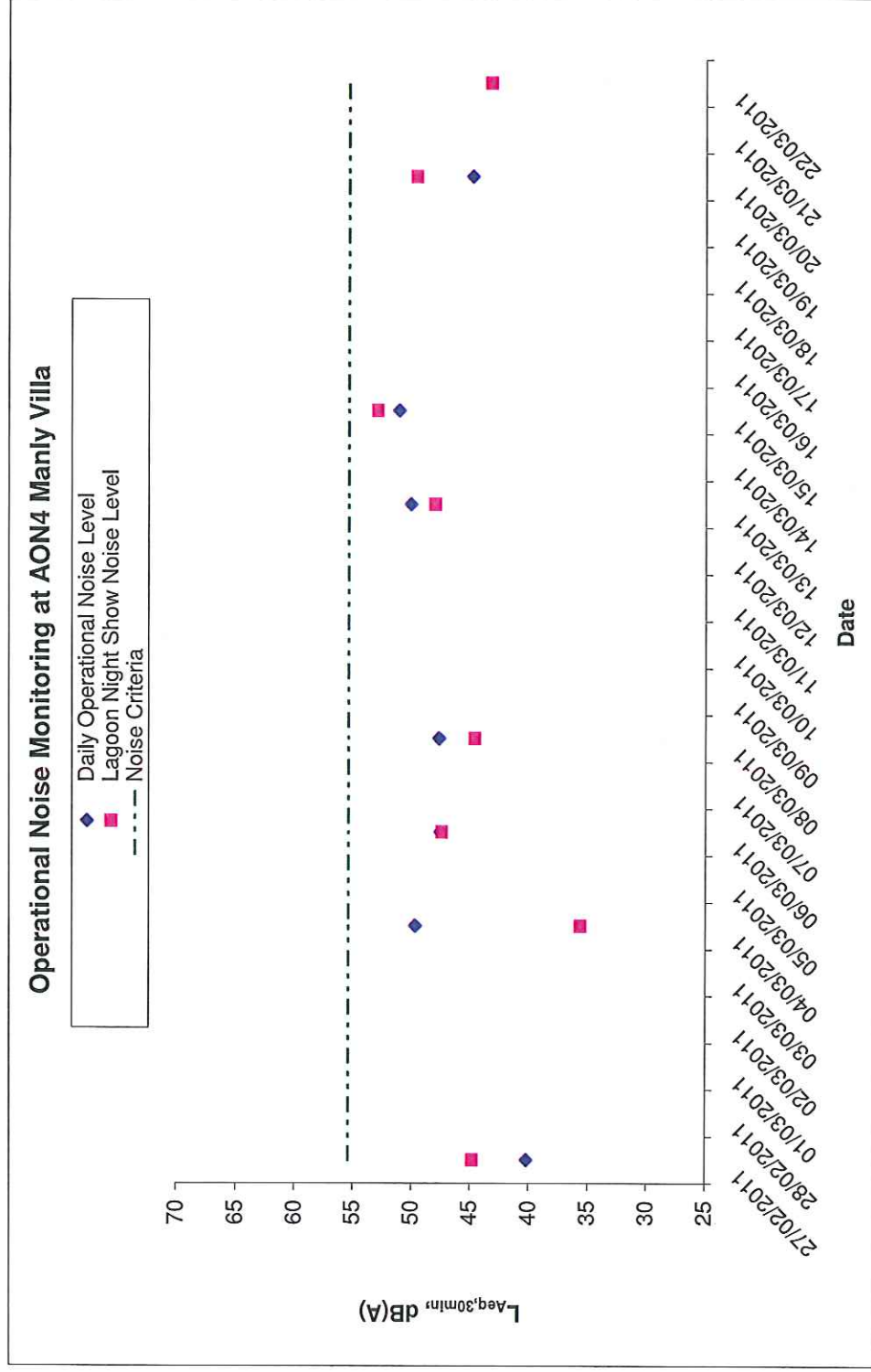
**Note:** The exceedances were due to the high level of background noise from visitors and traffic on public holidays, especially on 27 Feb, 6 Mar, 13 Mar and 20 Mar 2011, which were public holidays.

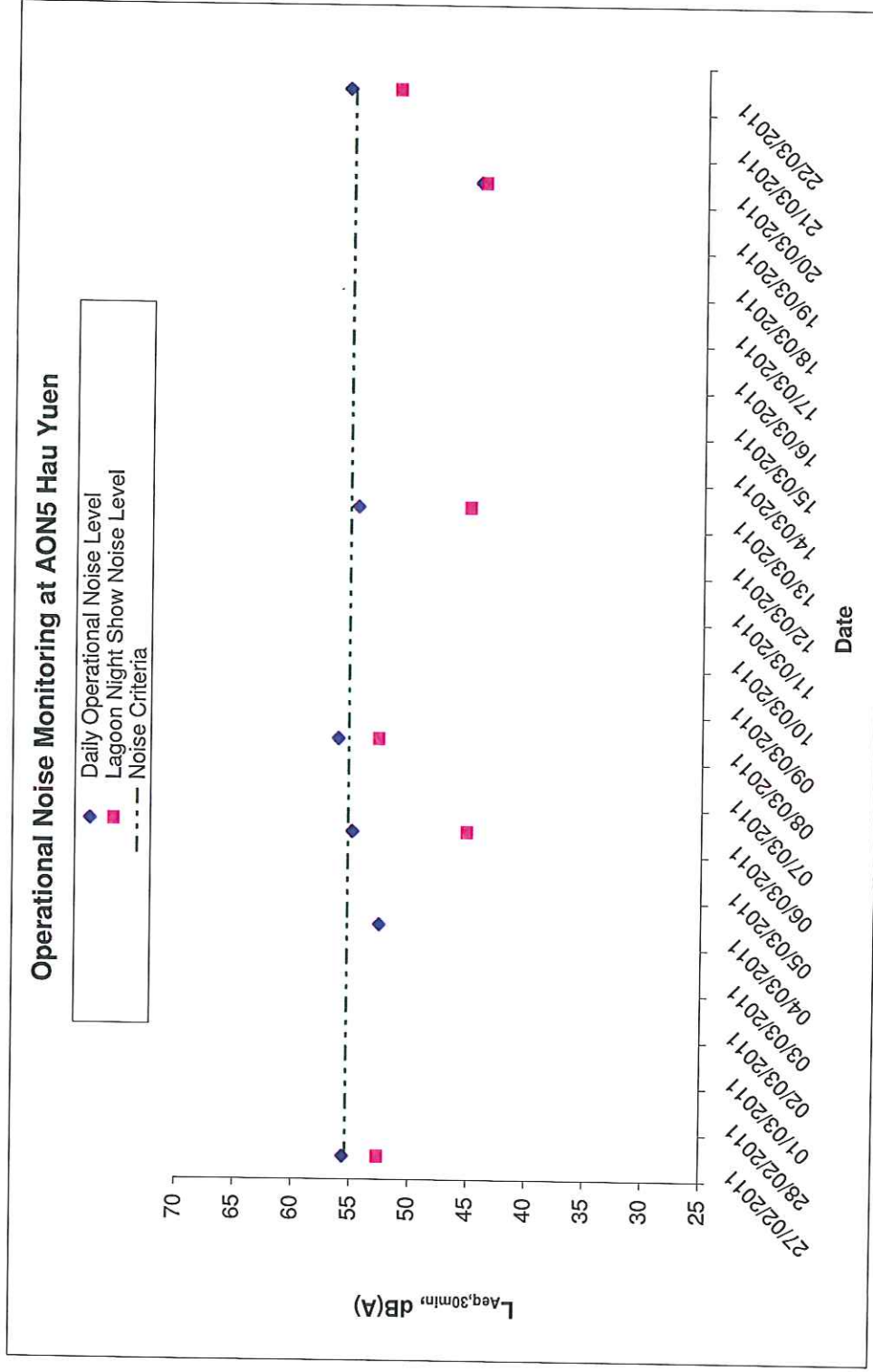




**Note:** The exceedances were due to the traffic noise from Shouson Hill Road







**Note:** The exceedances were due to traffic noise from Shouson Hill Road