

**The Government of
The Hong Kong Special Administrative Region**

Environmental Protection Department

Contract No. EP/SP/68/12

Outlying Islands Transfer Facilities Follow-on Contract

Sok Kwu Wan Transfer Facility

Annual Environmental Audit Report (Operation)

April 2014 – March 2015

Prepared by



22.4.2021

Lily CHIU / Supervisor / Swire Waste Management Limited

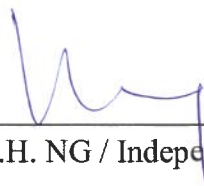
Checked by



26.4.2021

Patrick YEUNG / Senior Environmental Protection Inspector
/ Environmental Protection Department

Audited by



3.5.2021

K.H. NG / Independent Auditor

Table of Contents

1. INTRODUCTION	1
2. DESCRIPTION OF ENVIRONMENTAL MONITORING TESTS	1
3. RESULTS	5
4. STATUS OF ENVIRONMENTAL COMPLAINT HANDLING	7
5. CONCLUSION	7

APPENDIX

Appendix A1 Odour patrol points of Sok Kwu Wan Transfer Facility

Appendix A2 Odour patrol record

Appendix B1 Location of noise sensitive receiver (NSR)

Appendix B2 Noise monitoring record (NSR)

Appendix C1 Locations of marine water monitoring stations

Appendix C2 Marine water monitoring record

1. INTRODUCTION

Under the requirements of Section 4 of Environmental Permit No EP-014/1998/A, the measures were undertaken to assure the Sok Kwu Wan Transfer Facility was operated in accordance with the permit.

This report documents the findings of environmental monitoring and audit works for the facility from April 2014 to March 2015.

Environmental monitoring for the odour, noise and water quality was performed in accordance with the EM&A Manual and the monitoring results were checked and reviewed. Full details of the above environmental monitoring tests are described in the **Section 2**. In addition, the environmental complaint handling procedures were also checked and reported in **Section 4** of this report.

2. DESCRIPTION OF ENVIRONMENTAL MONITORING TESTS

Table 1: Summary of Environmental Monitoring Parameters

<u>Test</u>	<u>Location</u>	<u>Frequency</u>	<u>Parameter</u>	<u>Limits</u>
Odour	Site Boundary See Map (Appendix A1)	Monthly	Odour	Odour strength not exceed "Slight" odour intensity
Noise	Nearest Sensitive Receiver See Map (Appendix B1)	Monthly	LAeq (30min)	55 dBA (07:00-23:00) 45 dBA (23:00-07:00)
Marine Water	Four monitoring locations and two control sites. See Map (Appendix C1)	Weekly	Dissolved Oxygen (DO)	<u>Surface & Middle</u> 4 mg/L except 5 mg/L for FCZ or 1%-ile of baseline data for surface and middle layer <u>Bottom</u> 2 mg/L and or 1%-ile of baseline data for bottom layer
			Water Turbidity (Turbidity)	99%-ile of baseline or 130% of upstream control station's Turbidity at the same tide of the same day
			Suspended Solids (SS)	99%-ile of baseline or 130% of upstream control station's SS of the same tide of the same day

2.1 Odour

2.1.1 Monitoring Location

The monitoring takes place at the boundary of the facility. The patrol route is shown in **Appendix A1**.

2.1.2 Monitoring Frequency

The odour monitoring is conducted once (1) per month.

2.1.3 Monitoring Methodology

The odour patrol is conducted by a sensory team, which includes a representative (1) from Independent Third-party Accredited Laboratory, one (1) from the Contractor and one (1) from the EPD. The test consists of three (3) person patrolling the site boundary and recording the location and strength of odour identifiable as arising from the facility. The odour intensity is categorized into five (5) classes:

Table 2: Odour Intensity Classification

Class	Remarks
Not detected	No odour perceived or an odour so weak that it cannot be readily characterized or described
Slight	Identifiable odour, slight
Moderate	Identifiable odour, moderate
Strong	Identifiable odour, strong
Extreme	Severe odour

The odour patrol record is set out in **Appendix A2**.

2.2 Noise

2.2.1 Monitoring Location

Noise monitoring is carried out at the nearest Noise Sensitive Receiver (NSR) in accordance with the EM&A Manual. **Appendix B1** shows the location of this monitoring position.

2.2.2 Monitoring Frequency

The noise monitoring is conducted once (1) per month.

2.2.3 Monitoring Methodology

The noise monitoring during the Operations phase for the SKWTF was performed in accordance with the “Technical Memorandum for the Assessment of Noise from places other than Domestic, Public or Construction Sites”. The monitoring requirements are summarized as follow:

- The Sound Level Meters in compliance with the IEC61672: 2002 Class 1 and 2 for carrying out the noise monitoring.
- The Sound Level Meter will be set on a tripod at a height of 1.2 m above the ground, subject to local monitoring condition.
- The battery condition will be checked to ensure the correct functioning of the meter.
- Noise monitoring $L_{eq(30\text{ min})}$ to be taken on a monthly basis for daytime measurements.
- Prior to and after each noise measurement, the meter will be calibrated using a Calibrator for 94.0 dB at 1000 Hz. The measurement may be accepted as valid only if the calibration level agrees to within 1.0 dB.
- The wind speed will be frequently checked with the portable wind meter.
- Site conditions and interference noise sources will be recorded.
- Noise monitoring will be cancelled in the presence of fog, rain, and wind with a steady speed exceeding 5 m/s, or wind with gusts exceeding 10 m/s.

The Noise monitoring record is set out in **Appendix B2**.

2.3 Water quality

2.3.1 Monitoring Location

The number of marine water monitoring stations for Sok Kwu Wan Transfer Facility is shown in **Table 3** and **Appendix C1** shows the locations of the marine water quality monitoring stations.

Table 3: Locations of the marine water quality monitoring stations

Facility	Station ID	No. of Stations
Sok Kwu Wan	Control Stations: SC1 & SC2 Impact Stations: S1, S2, S3 & S4	6

2.3.2 Monitoring Methodology

The marine water quality monitoring during the Operations phase for the SKWTF was performed in accordance with the EM&A Manual. The following set out the methods of measurement to be used during the environmental monitoring.

Dissolved Oxygen and Turbidity

The in-situ measurements of dissolved oxygen and turbidity are carried out using an In-situ Aqua Troll 600 Multi-parameter Sonde.

Where the depth of water is less than 3m, duplicate measurements of D.O. are to be taken at one depth to obtain an average reading.

With depths between 3m and 6m, measurements will be taken at 1m below the surface and 1m above the sea bed. In each depth, duplicate readings will be taken and an average value will be calculated.

With a water depth greater than 6m, measurements will be taken at 1m below surface, the mid-depth and 1m above the sea bed. In each depth, duplicate readings will be taken and an average value will be calculated.

Suspended solids

The suspended solids monitoring is carried out in accordance to the in-house method (E-T-053) with reference to the standard method APHA 17ed 2540 D. The testing method is summarized as below:

A well-mixed sea water sample is filtered through a weighed standard glass-fiber filter and wash thoroughly with water to remove dissolved solids on the filter. The non-filterable residue retained on the filter is dried at 103 to 105°C. The increase in weight of the filter represents the suspended solids content.

3 **RESULTS**

3.1 **Odour**

3.1.1 Summary of Number of Monitoring Events and Exceedances for Odour monitoring

Table 4: Summary of Number of Monitoring Events and Exceedances for Odour monitoring

Monitoring Parameter	Location	No. of monitoring events	No. of Exceedance
		April 2014 – March 2015	
Odour	Point 1	12	0
	Point 2	12	0
	Point 3	12	0
	Point 4	12	0
	Point 5	12	0
	Point 6	12	0
Total		72	0

3.1.2 Conclusion

No odour could be detected during the odour patrols. The results show compliance with the odour objectives.

Please refer to the **Appendix A2** for the odour monitoring record.

3.2 **Noise**

3.2.1 Summary of Number of Monitoring Events and Exceedances for Noise monitoring

Table 5: Summary of Number of Monitoring Events and Exceedances for Noise monitoring

Monitoring Parameter	Location	No. of monitoring events	No. of Exceedance
		April 2014 – March 2015	
Noise	NSR	13	11
Total		13	11

3.2.2 Conclusion

During the reporting period, some of noise monitoring results have exceeded the compliance objectives. According to the notes recorded by the field operator of the Independent Third-party Accredited Laboratory, the major noise source was identified from road traffic, marine traffic, bird's singing, tidal wave, passer-by noise, etc. Noise emanated from SKWTF was considered insignificant.

In addition, EPD site staff conducted random checking of on-site CCTV record and confirmed no operational activities were being carried out at the facility during night time. Hence, it is reasonable to believe that the night-time noise level at SKWTF is insignificant.

The noise level monitoring record taken at the NSR of SKWTF is set out in **Appendix B2**.

3.3 Water Quality

3.3.1 Summary of Number of Monitoring Events and Exceedances for Water quality monitoring

A total of 901 sets of water samples were collected in 53 sampling days during the report period. A summary of exceedance of dissolved oxygen, turbidity and suspended solids at SKWTF is shown in the following **Table 6**.

Table 6: Summary of exceedance of Marine Water Quality at SKWTF

Sampling Point	Type of Exceedance		
	DO	Turbidity	SS
S1	0	8	7
S2	1	7	13
S3	0	0	12
S4	0	4	14
Total	1	19	46

The laboratory analysis shows that there are 66 samples exceed the limit level of Dissolved Oxygen (1 exceedance), Turbidity (19 exceedances) and Suspended Solids (46 exceedances).

3.3.2 Conclusion

Since there is no wastewater discharge from the SKWTF and no construction activities during the report period, the exceedance of compliance objectives for dissolved oxygen, turbidity and suspended solids were not caused by the operation activities at SKWTF.

The water quality monitoring record is set out in **Appendix C2**

4 **STATUS OF ENVIRONMENTAL COMPLAINT HANDLING**

No verbal or written complaints were received during the reporting period.

5 **CONCLUSION**

Based on the monitoring results during the audit period as well as a review of our observations the following can be concluded.

The environmental protection systems that are currently in use, when combined with the existing level of environmental awareness at the facility, are sufficient to meet current regulatory constraints relating to the environment.

The methods and frequency of environmental monitoring produce a data base that is adequate to assist station management in making accurate and timely decisions relating to the modification of environmental systems or operational practices if needed.

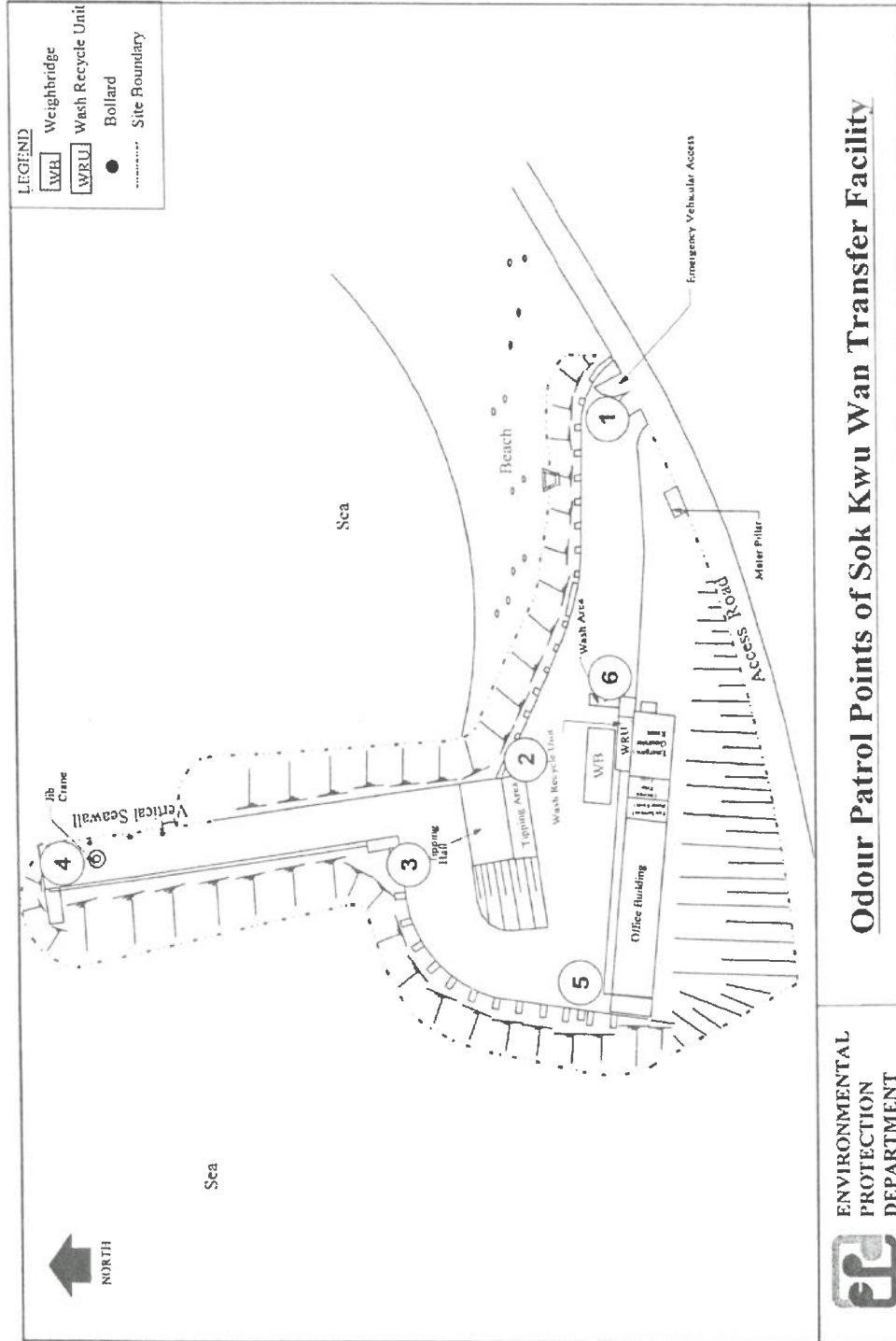
The current environmental management systems and performance provide a good foundation to develop a positive relationship with the community.

Appendix A

Appendix A1

Odour Patrol Points of Sok Kwu Wan Transfer Facility

Appendix A1



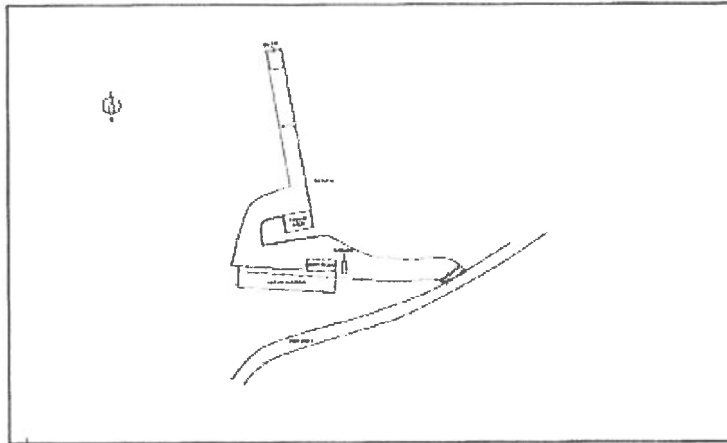
Appendix A2

Odour Patrol Record

Appendix A2



SWIRE WASTE MANAGEMENT LIMITED SOK KWU WAN TRANSFER FACILITY Odour Measurement Record



Measurement Date: 17/11/2014 Time: 10:30
 Sensory Patrol Included: Representative of WELLAB Staff [Signature]
 Representative of SWIRE WASTE MANAGEMENT LIMITED [Signature]
 Representative of EPD [Signature]

Classification	Location
<input checked="" type="checkbox"/> Not detected	
<input type="checkbox"/> Slight	
<input type="checkbox"/> Moderate	
<input type="checkbox"/> Strong	
<input type="checkbox"/> Extreme	

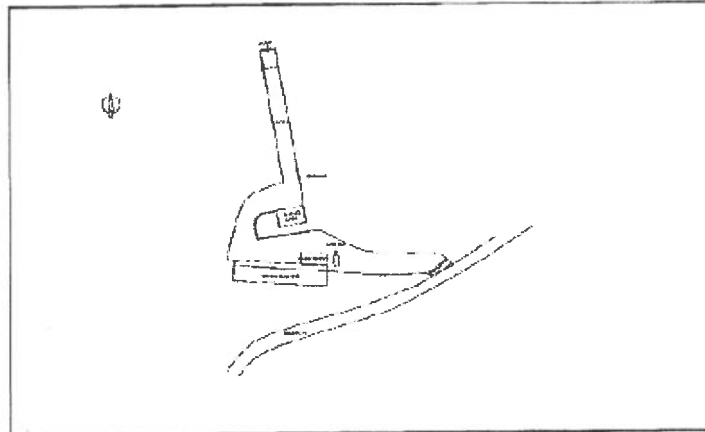
Classification Criteria:

Not detected : No odour perceived or an odour so weak that it cannot be readily characterised or described
 Slight : Identifiable odour, slight
 Moderate : Identifiable odour, moderate
 Strong : Identifiable odour, strong
 Extreme : Severe odour

Legend:

→ Direction of wind

**SWIRE WASTE MANAGEMENT LIMITED
SOK KWU WAN TRANSFER FACILITY
Odour Measurement Record**



Measurement Date: 13/5/2014 Time: 15:16
 Security Patrol Included: Representative of WELLAB Staff: [Signature]
 Representative of SWIRE WASTE MANAGEMENT LIMITED: [Signature]
 Representative of EPD: [Signature]

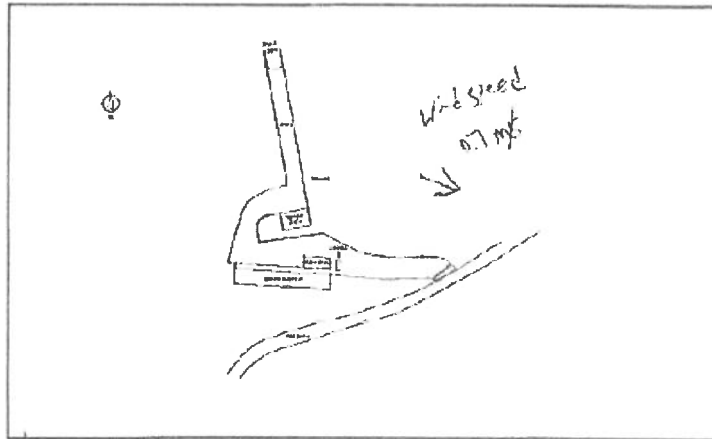
Classification	Location
<input checked="" type="checkbox"/> Not detected	S
<input type="checkbox"/> Slight	
<input type="checkbox"/> Moderate	
<input type="checkbox"/> Extreme	

Classification Criteria:

Not detected : No odour perceived or an odour so weak that it cannot be readily characterised or described
 Slight : Identifiable odour, slight
 Moderate : Identifiable odour, moderate
 Strong : Identifiable odour, strong
 Extreme : Severe odour

Legend:
 → : Direction of wind

**SWIRE WASTE MANAGEMENT LIMITED
SOK KWU WAN TRANSFER FACILITY
Odour Measurement Record**



Measurement Date: 10-6-2014 Time: 09:00 am
 Sensory Patrol Included: Representative of WELLAB Staff Linlan
 Representative of SWIRE WASTE MANAGEMENT LIMITED [Signature]
 Representative of EPD [Signature]

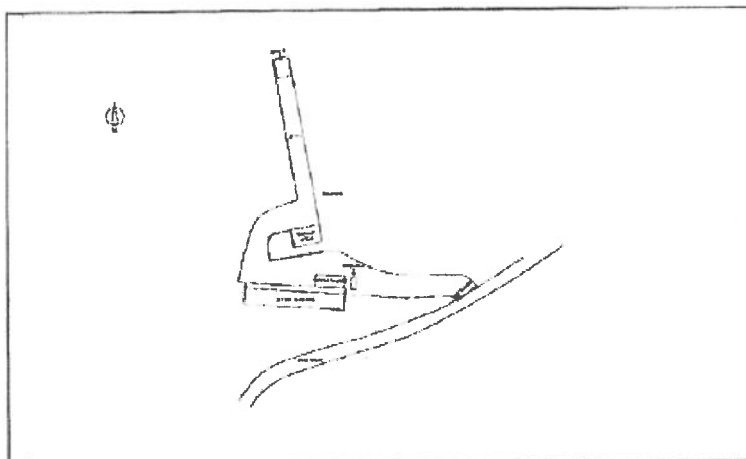
Classification	Location
<input checked="" type="checkbox"/> Not detected	
<input type="checkbox"/> Slight	
<input type="checkbox"/> Moderate	
<input type="checkbox"/> Strong	
<input type="checkbox"/> Extreme	

Classification Criteria:

Not detected : No odour perceived or an odour so weak that it cannot be readily characterised or described
 Slight : Identifiable odour, slight
 Moderate : Identifiable odour, moderate
 Strong : Identifiable odour, strong
 Extreme : Severe odour

Legend
 → : Direction of wind

**SWIRE WASTE MANAGEMENT LIMITED
SOK KWU WAN TRANSFER FACILITY
Odour Measurement Record**



Measurement Date: 22/7/2014 Time: 14:30

Sensory Patrol Included: Representative of WELLAB Staff On

Representative of SWIRE WASTE MANAGEMENT LIMITED 廖

Representative of EPD Ching

Classification	Location
<input checked="" type="checkbox"/> Not detected	
<input type="checkbox"/> Slight	
<input type="checkbox"/> Moderate	
<input type="checkbox"/> Strong	
<input type="checkbox"/> Extreme	

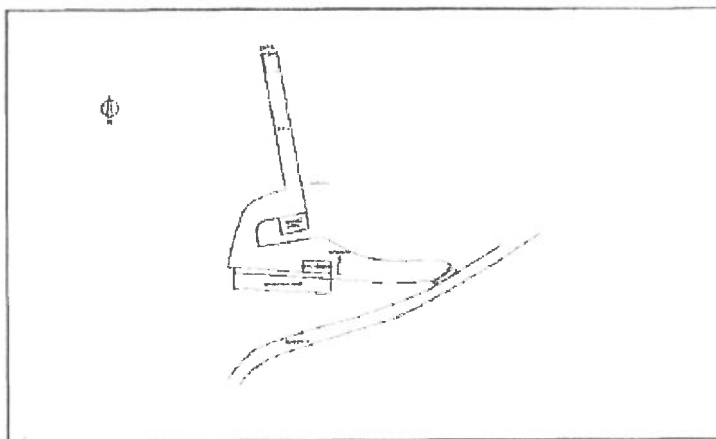
Classification Criteria:

Not detected : No odour perceived or an odour so weak that it cannot be readily characterised or described
 Slight : Identifiable odour, slight.
 Moderate : Identifiable odour, moderate.
 Strong : Identifiable odour, strong
 Extreme : Severe odour

Legend:

→ : Direction of wind

**SWIRE WASTE MANAGEMENT LIMITED
SOK KWU WAN TRANSFER FACILITY
Odour Measurement Record**



Measurement Date: 19/8/2014 Time: 15:25
 Sensory Patrol Included: Representative of WELLAB Staff [Signature]
 Representative of SWIRE WASTE MANAGEMENT LIMITED [Signature]
 Representative of EPD [Signature]

Classification	Location
<input checked="" type="checkbox"/> Not detected	}
<input type="checkbox"/> Slight	
<input type="checkbox"/> Moderate	
<input type="checkbox"/> Strong	
<input type="checkbox"/> Extreme	

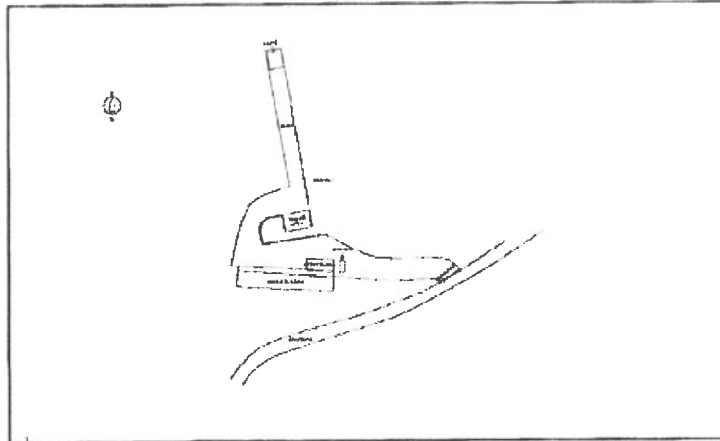
Classification Criteria:

Not detected : No odour perceived or an odour so weak that it cannot be readily characterised or described
 Slight : Identifiable odour, slight
 Moderate : Identifiable odour, moderate
 Strong : Identifiable odour, strong
 Extreme : Severe odour

Legend

→ . Direction of wind

**SWIRE WASTE MANAGEMENT LIMITED
SOK KWU WAN TRANSFER FACILITY
Odour Measurement Record**



Measurement Date: 23/9/2014 Time: 06:50
 Sensory Patrol Included: Representative of WELLAB Staff [Signature]
 Representative of SWIRE WASTE MANAGEMENT LIMITED [Signature]
 Representative of EPD [Signature] 103/12

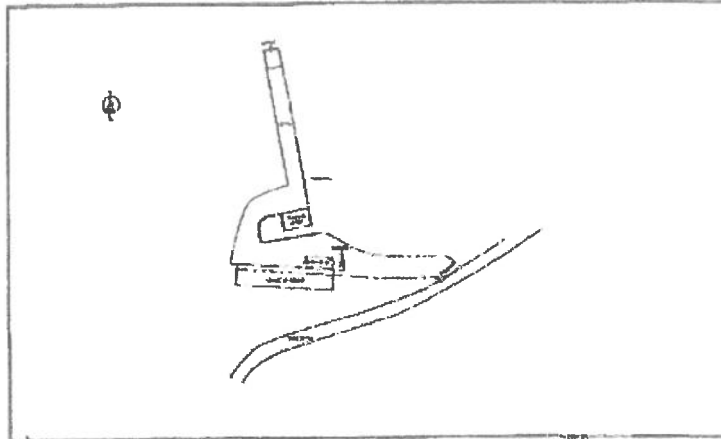
Classification	Location
<input checked="" type="checkbox"/> Not detected	
<input type="checkbox"/> Slight	
<input type="checkbox"/> Moderate	
<input type="checkbox"/> Strong	
<input type="checkbox"/> Extreme	

Classification Criteria:

- Not detected : No odour perceived or an odour so weak that it cannot be readily characterised or described
- Slight : Identifiable odour, slight.
- Moderate : Identifiable odour, moderate.
- Strong : Identifiable odour, strong
- Extreme : Severe odour

Legend:
 → : Direction of wind

**SWIRE WASTE MANAGEMENT LIMITED
SOK KWU WAN TRANSFER FACILITY
Odour Measurement Record**



Measurement Date: 7-10-2014 Time: 1450
 Sensory Panel Included: Representative of WELLAB Staff [Signature]
 Representative of SWIRE WASTE MANAGEMENT LIMITED [Signature]
 Representative of PPD [Signature]

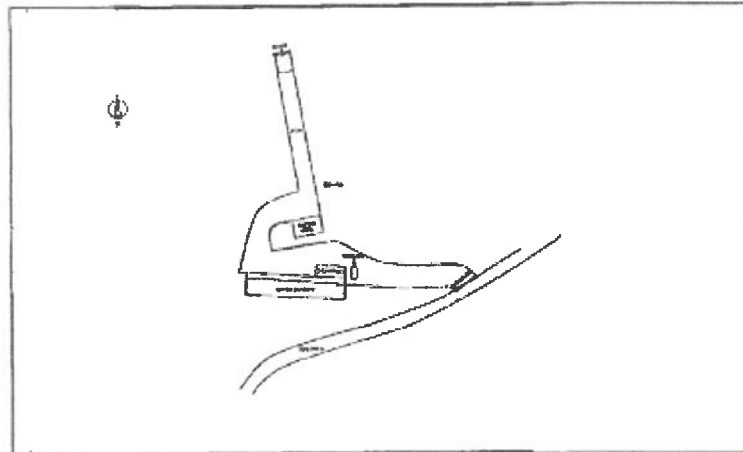
Classification	Location
<input checked="" type="checkbox"/> Not detected	
<input type="checkbox"/> Slight	
<input type="checkbox"/> Moderate	
<input type="checkbox"/> Strong	
<input type="checkbox"/> Extreme	

Classification Criteria:

- Not detected : No odour perceived or an odour so weak that it cannot be readily characterized or described
- Slight : Identifiable odour, slight.
- Moderate : Identifiable odour, moderate.
- Strong : Identifiable odour, strong
- Extreme : Severe odour

Legend
 → : Direction of wind

**SWIRE WASTE MANAGEMENT LIMITED
SOK KWU WAN TRANSFER FACILITY
Odour Measurement Record**



Measurement Date: 16/11/2014 Time: 14:29
 Sensory Panel Included: Representative of WELLAB Staff [Signature]
 Representative of SWIRE WASTE MANAGEMENT LIMITED [Signature]
 Representative of EPD [Signature]

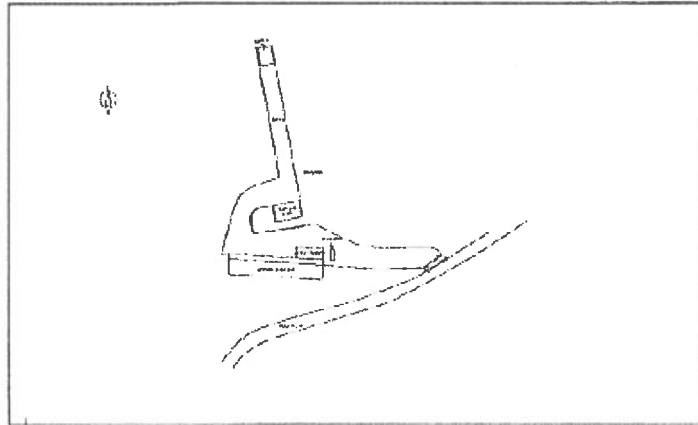
Classification	Location
<input checked="" type="checkbox"/> Not detected	
<input type="checkbox"/> Slight	
<input type="checkbox"/> Moderate	
<input type="checkbox"/> Strong	
<input type="checkbox"/> Extreme	

Classification Criteria:

- Not detected : No odour perceived or an odour so weak that it cannot be readily characterized or described
- Slight : Identifiable odour, slight.
- Moderate : Identifiable odour, moderate.
- Strong : Identifiable odour, strong
- Extreme : Severe odour

Legend:
 → : Direction of wind

**SWIRE WASTE MANAGEMENT LIMITED
SOK KWU WAN TRANSFER FACILITY
Odour Measurement Record**



Measurement Date: 2/12/2014 Time: 14:00

Sensory Panel Included: Representative of WELLAB Staff C¹²

Representative of SWIRE WASTE MANAGEMENT LIMITED J¹²

Representative of EPD [Signature]

Classification	Location
<input checked="" type="checkbox"/> Not detected	
<input type="checkbox"/> Slight	
<input type="checkbox"/> Moderate	
<input type="checkbox"/> Strong	
<input type="checkbox"/> Extreme	

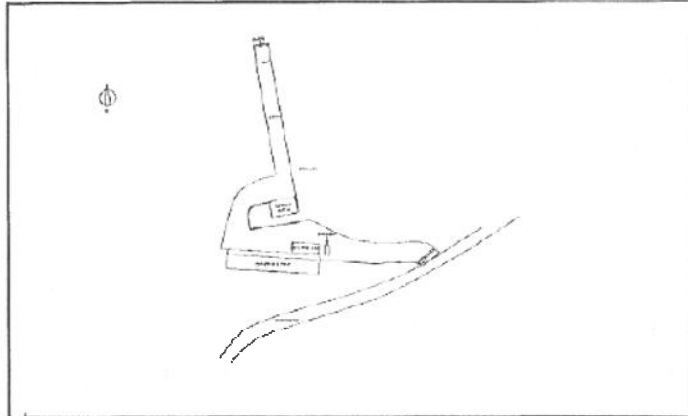
Classification Criteria:

- Not detected : No odour perceived or an odour so weak that it cannot be readily characterised or described
- Slight : Identifiable odour, slight.
- Moderate : Identifiable odour, moderate.
- Strong : Identifiable odour, strong
- Extreme : Severe odour

Legend:

→ Direction of wind

**SWIRE WASTE MANAGEMENT LIMITED
SOK KWU WAN TRANSFER FACILITY
Odour Measurement Record**



Measurement Date: 20-1-2015 Time: 16:03
 Sensory Panel Included: Representative of WELLAB Staff: [Signature]
 Representative of SWIRE WASTE MANAGEMENT LIMITED: [Signature]
 Representative of E.P.D: [Signature]

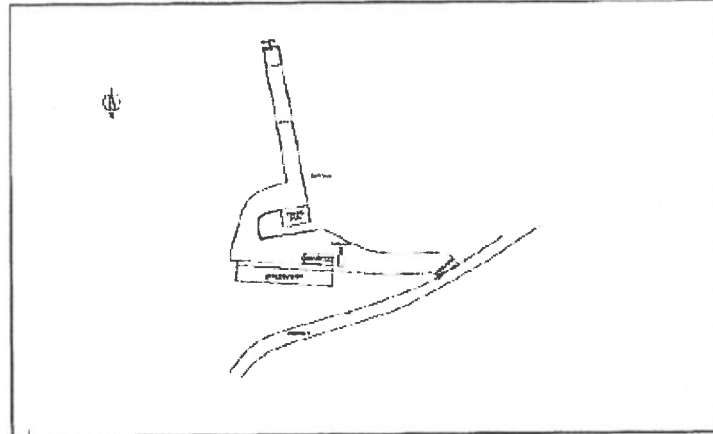
Classification	Location
<input checked="" type="checkbox"/> Not detected	
<input type="checkbox"/> Slight	
<input type="checkbox"/> Moderate	
<input type="checkbox"/> Strong	
<input type="checkbox"/> Extreme	

Classification Criteria:

- Not detected : No odour perceived or an odour so weak that it cannot be readily characterised or described
- Slight : Identifiable odour, slight.
- Moderate : Identifiable odour, moderate.
- Strong : Identifiable odour, strong
- Extreme : Severe odour

Legend:
 → : Direction of wind

**SWIRE WASTE MANAGEMENT LIMITED
SOK KWU WAN TRANSFER FACILITY
Odour Measurement Record**



Measurement Date: 10-1-2015 Time: 09:35
 Sensory Panel Included: Representative of WELLAB Staff [Signature]
 Representative of SWIRE WASTE MANAGEMENT LIMITED [Signature]
 Representative of EPD [Signature] 5. (11) 17

Classification	Location
<input checked="" type="checkbox"/> Not detected	
<input type="checkbox"/> Slight	
<input type="checkbox"/> Moderate	
<input type="checkbox"/> Strong	
<input type="checkbox"/> Extreme	

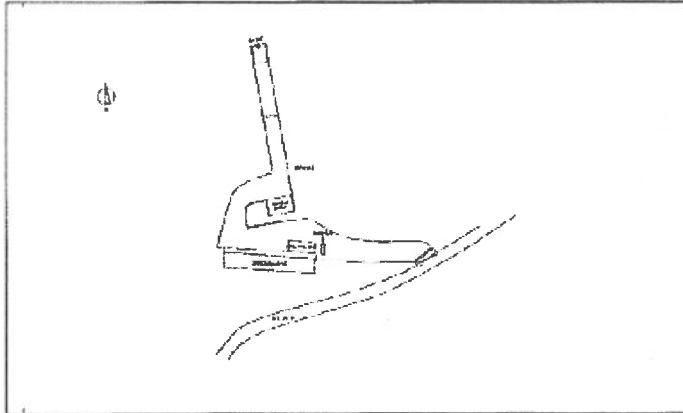
Classification Criteria:

Not detected : No odour perceived or an odour so weak that it cannot be readily characterised or described
Slight : Identifiable odour, slight.
Moderate : Identifiable odour, moderate.
Strong : Identifiable odour, strong
Extreme : Severe odour

Legend

→ : Direction of wind

**SWIRE WASTE MANAGEMENT LIMITED
SOK KWU WAN TRANSFER FACILITY
Odour Measurement Record**



Measurement Date: 12/3/2015 Time: 10:30
 Sanitary Patrol Included: Representative of WELLAB Staff: Loi
 Representative of SWIRE WASTE MANAGEMENT LIMITED: Ma
 Representative of EPD: Sam SUTDMS

Classification	Location
<input checked="" type="checkbox"/> Not detected	
<input type="checkbox"/> Slight	
<input type="checkbox"/> Moderate	
<input type="checkbox"/> Strong	
<input type="checkbox"/> Extreme	

Classification Criteria:

Not detected : No odour perceived or an odour so weak that it cannot be readily characterized or described
 Slight : Identifiable odour, slight.
 Moderate : Identifiable odour, moderate.
 Strong : Identifiable odour, strong
 Extreme : Severe odour

Legend:
 → : Direction of wind

Appendix B

Appendix B1

Location of Noise Sensitive Receiver (NSR)

Appendix B2

Noise Monitoring Record (NSR)

**Appendix B2 – Noise Monitoring Record (NSR)
Sok Kwu Wan Transfer Facility**

Measurement Date and Time	Noise Level Leq A (30min) / (dB(A))	Remarks
17 April 2014 (09:21 – 09:51)	58.2	The major noise source was identified from road traffic, bird's singing and passer-by noise. The noise generated by the Transfer Facility was considered insignificant.
13 May 2014 (14:36 – 15:06)	65.5	The major noise source was identified from road traffic. The noise generated by the Transfer Facility was considered insignificant.
10 June 2014 (10:03 – 10:33)	69.5	The major noise source was identified from road traffic. The noise generated by the Transfer Facility was considered insignificant.
22 July 2014 (14:54 – 15:24)	63.6	The major noise source was identified from road traffic. The noise generated by the Transfer Facility was considered insignificant.
14 August 2014 (14:35 – 15:05)	61.4	The major noise source was identified from road traffic. The noise generated by the Transfer Facility was considered insignificant.
23 September 2014 (15:08 – 15:38)	59.6	The major noise source was identified from road traffic and marine traffic. The noise generated by the Transfer Facility was considered insignificant.
7 October 2014 (15:00 – 15:30)	64.8	The major noise source was identified from road traffic. The noise generated by the Transfer Facility was considered insignificant.
11 November 2014 (14:18 – 14:48)	44.2	--
3 December 2014 (14:10 – 14:40)	60.5	The major noise source was identified from road traffic. The noise generated by the Transfer Facility was considered insignificant.
3 December 2014 (23:00 – 23:30)	44.3	--
20 January 2015 (11:09 – 11:39)	56.7	The major noise source was identified from marine traffic and tidal wave. The noise generated by the Transfer Facility was considered insignificant.
10 February 2015 (09:26 – 09:56)	62.1	The major noise source was identified from road traffic. The noise generated by the Transfer Facility was considered insignificant.

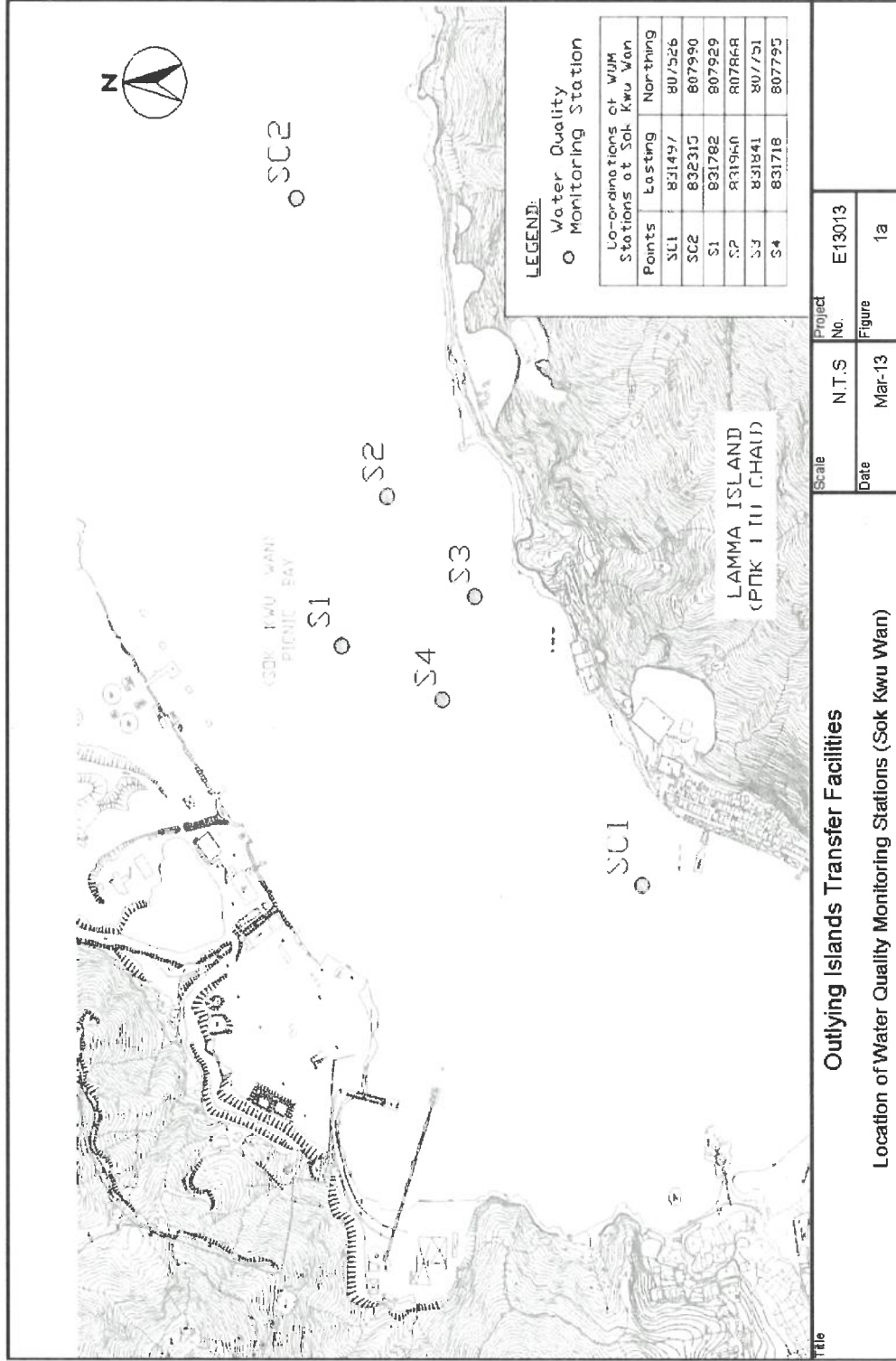
Measurement Date and Time	Noise Level Leq A (30min) / (dB(A))	Remarks
12 March 2015 (09:55 – 10:25)	64.4	The major noise source was identified from road traffic. The noise generated by the Transfer Facility was considered insignificant.

Appendix C

Appendix C1

Location of Marine Water Monitoring Stations

Appendix C1



Appendix C

Appendix C2

Marine Water Monitoring Record

Appendix C2



WELLAB LIMITED
 Rms 1516, 1701 & 1716, Technology Park,
 15 On Lai Street, Sha Tin, N.T., Hong Kong.
 Tel: 2898 7388 Fax: 2898 7076
 Website: www.wellab.com.hk

TEST REPORT

Laboratory No.:	140401/mw/OITF
Date of Issue:	2014-05-07

Results:

Page:

4 of 6

Sampling Date	Sampling Point	Level	Dissolved Oxygen (mg/L)	Turbidity (NTU)	Suspended Solids (mg/L)
Sok Kwu Wan (1 April 2014) (14:30)	S1	S	7.5	5.0	11
		M	7.5	5.4	9
		B	7.5	4.9	10
	S2	S	7.7	4.6	11
		M	7.6	4.9	9
		B	7.6	5.2	9
	S3	S	7.6	4.9	10
		B	7.6	4.9	10
	S4	S	7.7	5.1	10
		M	7.6	4.9	10
	SC1	B	7.5	7.5	10
		S	7.6	5.5	10
		M	7.5	5.0	9
	SC2	B	7.4	4.9	12
		S	7.6	5.0	10
M		7.6	4.9	8	
Sok Kwu Wan (8 April 2014) (14:40)	S1	B	7.5	5.3	11
		S	7.7	2.3	5
		M	7.6	5.5	12
	S2	B	7.6	8.6	7
		S	7.7	2.5	7
		M	7.6	4.6	14
	S3	B	7.5	6.7	6
		S	7.6	2.3	12
	S4	B	7.6	3.5	5
		S	7.6	2.5	9
		M	7.5	3.5	9
	SC1	B	7.4	5.6	6
		S	7.6	2.6	5
		M	7.6	4.1	9
	SC2	B	7.5	7.0	4
S		7.5	2.4	5	
M		7.5	5.5	3	
		B	7.5	6.6	11

Remark: < = less than

TEST REPORT

Laboratory No.: 140401/msw/OJTF
Date of Issue: 2014-05-07

Results:

Page:

5 of 6

Sampling Date	Sampling Point	Level	Dissolved Oxygen (mg/L)	Turbidity (NTU)	Suspended Solids (mg/L)
Sok Kwa Wan (17 April 2014) (10:05)	S1	S	6.4	7.4	6
		M	6.4	8.2	7
		B	6.2	7.5	7
	S2	S	6.1	5.8	12
		M	6.0	7.9	12
		B	5.9	8.9	5
	S3	S	6.0	6.9	13
		B	5.8	6.5	10
	S4	S	6.1	5.7	6
		M	6.1	7.6	9
		B	6.0	10.2	8
	SC1	S	6.3	5.9	6
		M	6.3	7.7	7
		B	6.1	8.6	6
	SC2	S	6.3	6.4	7
M		5.9	7.9	10	
B		5.9	8.4	15	
Sok Kwa Wan (23 April 2014) (15:30)	S1	S	6.6	5.5	12
		M	6.1	5.0	3
		B	6.1	4.9	5
	S2	S	7.5	4.3	7
		M	7.4	4.3	4
		B	7.4	4.1	6
	S3	S	6.4	5.2	4
		B	6.4	5.2	5
	S4	S	7.3	4.1	7
		M	7.2	4.2	8
		B	7.2	4.2	7
	SC1	S	6.0	6.0	5
		M	5.6	9.7	6
		B	5.6	8.2	5
	SC2	S	6.5	4.5	6
M		6.5	5.2	13	
B		6.5	4.9	9	

Remark: < = less than

TEST REPORT

Laboratory No.: J40401/mw/OITF
Date of Issue: 2014-05-07

Results:

Page:

6 of 6

Sampling Date	Sampling Point	Level	Dissolved Oxygen (mg/l.)	Turbidity (NTU)	Suspended Solids (mg/L)
Sok Kwu Wan (29 April 2014) (13:55)	S1	S	7.0	2.9	7
		M	6.8	2.9	7
		B	6.7	3.7	9
	S2	S	6.9	2.9	9
		M	6.8	3.1	13
		B	6.7	4.1	11
	S3	S	7.3	2.7	8
		B	7.1	3.1	9
	S4	S	7.2	2.7	8
		M	6.7	2.7	7
		B	6.5	4.8	3
	SC1	S	6.6	3.0	10
		M	6.2	3.2	6
		B	6.0	3.9	11
	SC2	S	6.8	2.8	9
		M	6.7	2.7	9
		B	6.3	4.3	10

Remark: < = less than

*****END OF REPORT*****

TEST REPORT

Laboratory No.: 140509/mw/OUTF
Date of Issue: 2014-06-19

Results:

Page:

4 of 5

Sampling Date	Sampling Point	Level	Dissolved Oxygen (mg/L)	Turbidity (NTU)	Suspended Solids (mg/L)
Sok Kwo Wan (19 May 2014) (10:05)	S1	S	8.0	3.7	7
		M	7.5	3.7	6
		B	7.0	6.5	6
	S2	B	7.4	3.6	6
		M	7.5	4.6	6
		B	7.4	8.3	10
	S3	S	7.0	4.1	6
		B	6.9	7.1	7
	S4	S	7.3	3.7	9
		M	7.1	4.7	9
		B	7.0	7.5	9
	SC1	S	7.6	3.6	7
		M	6.9	5.0	7
		B	6.7	5.1	7
	SC2	S	7.7	3.5	7
M		7.8	4.5	8	
B		7.8	5.6	7	
Sok Kwo Wan (17 May 2014) (14:40)	S1	S	7.7	2.8	8
		M	7.6	2.6	9
		B	7.6	5.8	5
	S2	S	7.7	4.2	5
		M	7.6	4.1	3
		B	7.5	6.5	4
	S3	S	7.6	2.2	5
		B	7.6	3.8	5
	S4	S	7.6	2.9	9
		M	7.5	3.5	8
		B	7.4	3.6	8
	SC1	S	7.6	2.1	13
		M	7.6	4.2	5
		B	7.5	5.6	6
	SC2	S	7.5	3.5	4
M		7.5	3.5	7	
B		7.5	4.8	8	

Remark: S = less than

TEST REPORT

Laboratory No.: 140509/mw/OITF
Date of Issue: 2014-06-09

Results:

Page: 5 of 5

Sampling Date	Sampling Point	Level	Dissolved Oxygen (mg/L)	Turbidity (NTU)	Suspended Solids (mg/L)
Sok Kwu Wan (20 May 2014) (13:30)	S1	S	7.7	5.3	8
		M	7.7	5.2	9
		B	7.6	7.8	5
	S2	S	7.7	5.7	5
		M	7.7	7.2	3
		B	7.6	7.3	4
	S3	S	7.7	5.7	5
		B	7.7	6.8	5
		S	7.7	4.2	9
	S4	M	7.7	5.0	8
		B	7.6	6.1	8
		S	7.7	4.3	11
	SC1	M	7.7	5.3	5
		B	7.6	6.3	6
		S	7.7	5.9	4
SC2	M	7.6	5.1	7	
	B	7.6	7.5	8	
	S	6.8	2.3	10	
Sok Kwu Wan (29 May 2014) (15:10)	S1	M	6.3	5.5	6
		B	6.1	8.6	8
		S	6.2	2.3	6
	S2	M	6.0	4.6	13
		B	5.5	6.7	11
		S	6.7	2.3	11
	S3	B	6.3	3.5	4
		S	6.4	2.5	13
		M	6.0	3.5	8
	S4	B	5.6	5.6	11
		S	6.4	2.6	8
		M	6.0	4.1	5
	SC1	B	5.7	7.0	8
		S	6.4	2.4	9
		M	6.1	5.3	11
SC2	B	5.7	6.6	8	

Remark: < - less than

*****END OF REPORT*****

TEST REPORT

Laboratory No.: 140604/mw/OJTF
Date of Issue: 2014-07-08

Results:

Page: 4 of 5

Sampling Date	Sampling Point	Level	Dissolved Oxygen (mg/L)	Turbidity (NTU)	Suspended Solids (mg/L)
Sok Kwai Wan (4 June 2014) (12:40)	S1	S	7.1	4.2	3
		M	6.8	5.1	6
		B	6.4	6.0	5
	S2	S	7.3	4.3	6
		M	6.9	5.1	8
		B	6.6	6.1	12
	S3	S	7.2	3.5	6
		B	6.9	4.9	7
	S4	S	7.1	3.2	5
		M	6.8	4.1	6
		B	6.1	7.0	5
	SC1	S	7.2	3.5	9
		M	6.8	4.6	5
		B	6.3	6.5	11
	SC2	S	7.1	4.5	8
M		6.8	5.6	10	
B		6.2	6.2	8	
Sok Kwai Wan (10 June 2014) (12:00)	S1	S	7.5	4.6	3
		M	7.3	5.5	11
		B	6.8	6.8	5
	S2	S	7.6	4.6	6
		M	7.2	5.6	4
		B	7.1	6.9	11
	S3	S	7.6	4.6	11
		B	7.3	5.4	12
	S4	S	7.5	3.8	9
		M	7.2	4.2	11
		B	6.6	7.1	14
	SC1	S	7.4	4.2	10
		M	7.2	4.0	10
		B	6.5	7.2	13
	SC2	S	7.6	4.1	3
M		7.1	5.2	7	
B		6.9	6.9	3	

Remark: c = less than

TEST REPORT

Laboratory No.: 140604/nrw/OITF
Date of Issuc: 2014 07 08

Results:

Page: 5 of 5

Sampling Date	Sampling Point	Level	Dissolved Oxygen (mg/l.)	Turbidity (NTU)	Suspended Solids (mg/L)
Sok Kwu Wan (17 June 2014) (11:55)	S1	S	7.3	4.4	10
		M	7.2	4.3	8
		B	7.1	6.9	8
	S2	S	7.2	4.8	4
		M	7.2	6.3	9
		B	7.1	6.4	4
	S3	S	7.3	4.8	6
		B	7.3	5.9	11
		S	7.3	3.3	4
	S4	M	7.2	4.1	9
		B	7.2	3.2	6
		S	7.3	3.4	10
	SC1	M	7.2	4.4	7
		B	7.2	5.4	4
		S	7.2	5.0	7
SC2	M	7.1	4.2	4	
	B	7.1	6.6	12	
	S	6.7	4.9	3	
Sok Kwu Wan (24 June 2014) (12:55)	S1	M	6.4	1.2	6
		B	6.2	11.4	9
		S	6.2	2.3	4
	S2	M	6.1	4.3	4
		B	5.6	6.4	6
		S	6.8	1.0	9
	S3	B	6.4	2.1	3
		S	6.4	1.3	4
		M	6.2	2.1	3
	S4	B	5.8	4.2	3
		S	6.6	5.3	6
		M	6.3	6.6	3
	SC1	B	6.0	9.6	6
		S	6.4	2.1	3
		M	6.1	5.3	5
	SC2	D	5.8	6.3	8

Remark: <= less than

*****END OF REPORT*****

TEST REPORT

Laboratory No.: 140703/mw/OITF
Date of Issue: 2014-08-04

Results:

Page: 4 of 6

Sampling Date	Sampling Point	Level	Dissolved Oxygen (mg/L)	Turbidity (NTU)	Suspended Solids (mg/L)
Sok Kwu Wan (3 July 2014) (14:20)	S1	S	6.6	2.3	12
		M	6.5	5.5	6
		B	6.5	8.6	5
	S2	S	6.5	2.5	10
		M	6.5	4.6	8
		B	6.4	6.7	10
	S3	S	6.5	2.3	11
		B	6.4	3.5	7
	S4	S	6.5	2.5	9
		M	6.4	3.5	8
		B	6.3	5.6	10
	SC1	S	6.5	2.6	6
		M	6.5	4.1	10
		B	6.4	7.0	7
	SC2	S	6.4	2.4	8
M		6.4	5.5	11	
B		6.4	6.6	5	
Sok Kwu Wan (10 July 2014) (15:55)	S1	S	6.6	4.6	9
		M	6.1	4.3	13
		B	6.1	4.2	12
	S2	S	7.1	3.8	7
		M	7.0	3.8	8
		B	7.0	3.8	14
	S3	S	6.1	4.1	10
		B	6.1	4.4	10
	S4	S	6.9	3.7	7
		M	6.8	3.7	7
		B	6.8	3.7	7
	SC1	S	6.0	4.9	10
		M	5.7	7.3	9
		B	5.6	6.3	7
	SC2	S	6.2	3.9	11
M		6.1	4.4	8	
B		6.1	4.2	9	

Remark: < = less than

TEST REPORT

Laboratory No.: 140703/mw/OITF
Date of Issue: 2014-08-04

Results:

Page:

5 of 6

Sampling Date	Sampling Point	Level	Dissolved Oxygen (mg/L)	Turbidity (NTU)	Suspended Solids (mg/L)
Sok Kwu Wan (17 July 2014) (13:30)	S1	S	5.9	3.5	8
		M	5.8	3.8	4
		B	5.8	5.3	7
	S2	S	5.9	3.8	12
		M	5.8	3.3	5
		B	5.7	4.4	5
	S3	S	5.9	3.5	8
		B	5.8	3.8	11
	S4	S	5.8	3.8	7
		M	5.7	4.8	5
		B	5.7	5.0	6
	SC1	S	5.8	3.9	11
		M	5.9	4.0	9
		B	5.7	4.5	6
	SC2	S	5.8	3.6	7
M		5.8	3.8	5	
B		5.8	4.3	8	
Sok Kwu Wan (22 June 2014) (12:10)	S1	S	7.0	9.6	5
		M	5.4	8.3	5
		B	4.9	7.4	15
	S2	S	7.4	5.8	8
		M	5.7	4.6	4
		B	3.4	8.2	7
	S3	S	6.4	2.4	8
		B	5.8	10.0	5
	S4	S	6.5	5.9	6
		M	4.9	6.8	6
		B	3.2	6.7	5
	SC1	S	6.9	5.3	5
		M	4.6	8.5	5
		B	2.3	6.5	7
	SC2	S	7.4	5.8	6
M		6.6	6.9	5	
B		6.1	9.8	5	

Remark: < = less than

TEST REPORT

Laboratory No.: 140703/mw/OTIF
Date of Issue: 2014-08-04

Results:

Page: 6 of 6

Sampling Date	Sampling Point	Level	Dissolved Oxygen (mg/l.)	Turbidity (NTU)	Suspended Solids (mg/l.)
Sok Kwu Wan (27 July 2014) (14:25)	S1	S	7.8	5.5	11
		M	5.3	8.4	10
		B	2.5	10.7	7
	S2	S	4.8	9.2	11
		M	2.4	8.1	5
		B	6.0	7.7	7
	S3	S	6.9	5.6	10
		B	2.2	7.6	10
	S4	S	7.1	3.5	13
		M	5.6	6.8	10
		B	2.6	9.7	11
	SC1	S	7.8	3.1	11
		M	4.6	8.6	12
		B	2.6	10.2	8
	SC2	S	8.1	7.9	8
M		5.9	13.0	10	
B		3.4	9.7	7	

Remark: < - less than

*****END OF REPORT*****

TEST REPORT

Laboratory No.: 140807/mw/OITF-V1
Date of Issue: 2014-09-10

Results:

Page:

4 of 5

Sampling Date	Sampling Point	Level	Dissolved Oxygen (mg/L)	Turbidity (NTU)	Suspended Solids (mg/L)
Sok Kwu Wan (7 August 2014) (15:10)	S1	S	7.3	3.2	<2.5
		M	7.0	4.8	6
		B	6.8	6.3	7
	S2	S	6.8	3.3	5
		M	6.6	4.3	11
		B	6.1	5.4	10
	S3	S	7.4	3.2	9
		B	7.0	3.8	5
	S4	S	7.0	3.3	5
		M	6.7	3.8	5
		B	6.3	4.8	8
	SC1	S	7.1	3.3	7
		M	6.7	4.1	4
		B	6.4	5.5	4
	SC2	S	7.1	3.2	6
M		6.7	4.8	6	
B		6.3	5.3	4	
Sok Kwu Wan (14 August 2014) (14:30)	S1	S	7.5	5.0	9
		M	7.5	5.4	6
		B	7.5	4.9	11
	S2	S	7.7	4.6	11
		M	7.6	4.9	6
		B	7.6	5.2	6
	S3	S	7.6	4.9	5
		B	7.6	4.9	9
	S4	S	7.7	5.1	8
		M	7.6	4.9	6
		B	7.5	7.5	5
	SC1	S	7.6	5.5	7
		M	7.5	5.0	7
		B	7.4	4.9	9
	SC2	S	7.6	5.0	6
M		7.6	4.9	4	
B		7.5	5.3	13	

Remarks: 1) < - less than

2) This report supersedes the one dated 2014-09-08 with certificate number 140807/mw/OITF

TEST REPORT

Laboratory No.: 140807/mw/OIIF-V1
Date of Issue: 2014-09-10

Results:

Page:

5 of 5

Sampling Date	Sampling Point	Level	Dissolved Oxygen (mg/L)	Turbidity (NTU)	Suspended Solids (mg/L)
Sok Kwu Wan (20 August 2014) (12:15)	S1	S	6.8	5.0	8
		M	6.8	4.9	11
		B	6.7	7.5	11
	S2	S	6.7	5.4	9
		M	6.6	6.9	9
		B	6.6	7.0	7
	S3	S	6.8	5.4	8
		B	6.7	6.5	6
	S4	S	6.8	3.9	8
		M	6.8	4.7	8
		B	6.7	5.8	7
	SC1	S	6.8	4.0	6
		M	6.8	5.0	8
		B	6.7	6.0	10
	SC2	S	6.7	5.6	7
M		6.6	4.8	8	
B		6.5	7.2	13	
Sok Kwu Wan (26 August 2014) (13:50)	S1	S	7.8	11.0	15
		M	7.0	12.0	14
		B	7.2	12.1	17
	S2	S	7.2	10.2	18
		M	7.3	10.6	18
		B	7.1	10.8	18
	S3	S	7.1	12.4	16
		B	7.1	12.0	16
	S4	S	6.9	12.2	15
		M	7.0	12.2	20
		B	6.8	11.0	13
	SC1	S	7.7	11.2	16
		M	7.2	10.6	11
		B	7.6	10.5	18
	SC2	S	7.5	11.8	18
M		7.0	11.1	18	
B		7.4	11.2	18	

Remarks: 1) - Less than

2) This report supersedes the one dated 2014-08-08 with certificate number 140807/mw/OIIF

*****END OF REPORT*****

TEST REPORT

Laboratory No.: 140902/mw/OITF-V1
Date of Issue: 2014-10-14

Results:

Page: 4 of 6

Sampling Date	Sampling Point	Level	Dissolved Oxygen (mg/l.)	Turbidity (NTU)	Suspended Solids (mg/l.)
Sok Kwo Wan (2 Sept 2014) (12:15)	S1	S	6.8	2.5	8
		M	6.3	4.4	5
		B	4.6	9.3	3
	S2	S	6.9	4.7	4
		M	6.5	7.7	8
		B	6.1	11.6	3
	S3	S	7.1	3.4	7
		B	5.2	9.0	4
	S4	S	6.8	3.6	9
		M	6.6	8.5	5
		B	6.4	13.5	6
	SC1	S	6.2	3.3	7
		M	6.0	6.5	5
		B	5.3	12.9	4
	SC2	S	7.4	2.0	7
M		6.7	5.2	8	
B		4.4	8.3	8	
Sok Kwo Wan (11 Sept 2014) (12:35)	S1	S	6.7	3.9	7
		M	6.8	3.9	12
		B	6.8	4.5	7
	S2	S	6.8	4.0	9
		M	6.8	4.6	9
		B	6.8	5.4	6
	S3	S	6.9	3.8	12
		B	6.7	4.5	10
	S4	S	6.8	3.7	11
		M	6.8	3.7	9
		B	6.6	4.4	14
	SC1	S	6.7	5.1	13
		M	6.8	4.8	11
		B	6.7	5.2	8
	SC2	S	6.8	5.3	12
M		6.9	5.3	10	
B		6.8	5.3	8	

Remarks 1) < = less than

2) This report supersedes the one dated 2014-10-09 with certificate number 140902/mw/OITF

TEST REPORT

Laboratory No.: 140902/mw/OTF-V1
Date of Issue: 2014-10-14

Results:

Page: 5 of 6

Sampling Date	Sampling Point	Level	Dissolved Oxygen (mg/l.)	Turbidity (NTU)	Suspended Solids (mg/l.)
Sok Kwo Wan (19 Sept 2014) (11:50)	S1	S	6.9	4.4	7
		M	6.9	4.2	8
		B	7.0	4.6	9
	S2	S	6.9	4.5	6
		M	6.9	4.8	4
		B	6.9	4.6	8
	S3	S	6.9	4.3	6
		B	6.8	4.5	10
	S4	S	7.0	4.7	5
		M	7.0	4.4	6
		B	6.8	5.3	6
	SC1	S	6.8	4.9	5
		M	6.9	4.9	8
		B	6.6	4.9	6
	SC2	S	6.7	4.3	7
M		7.0	4.7	6	
B		6.8	5.1	9	
Sok Kwo Wan (23 Sept 2014) (16:10)	S1	S	6.4	5.1	8
		M	6.3	8.2	10
		B	5.9	12.8	13
	S2	S	6.4	3.9	11
		M	6.4	9.8	8
		B	6.2	15.6	12
	S3	S	7.1	2.9	8
		B	5.9	8.2	10
	S4	S	7.6	2.1	6
		M	5.8	6.9	10
		B	5.4	12.1	7
	SC1	S	7.5	3.2	8
		M	6.0	6.6	11
		B	5.6	9.8	8
	SC2	S	7.5	2.1	9
M		5.7	9.0	8	
B		5.4	11.3	13	

Remarks: 1) <= less than

2) This report supersedes the one dated 2014-10-09 with certificate number 140902/mw/OTF

TEST REPORT

Laboratory No.: 140902/mw/OITF-VI
Date of Issue: 2014-10-14

Results:

Page: 6 of 6

Sampling Date	Sampling Point	Level	Dissolved Oxygen (mg/L)	Turbidity (NTU)	Suspended Solids (mg/L)
Sok Kwo Wan (30 Sept 2014) (10.50)	S1	S	7.0	3.9	7
		M	6.8	3.9	9
		B	6.7	4.1	15
	S2	S	7.0	3.8	8
		M	6.9	4.1	7
		B	6.8	4.5	10
	S3	S	6.9	4.0	16
		B	6.9	4.4	10
	S4	S	7.0	4.5	14
		M	6.9	4.2	14
		B	6.7	4.7	12
	SC1	S	7.0	4.1	6
		M	6.9	3.9	13
		B	6.7	4.3	10
	SC2	S	6.9	3.6	11
M		6.8	4.0	9	
B		6.7	4.3	16	

Remarks: 1) < - less than

2) This report supersedes the one dated 2014-10-09 with certificate number 140902/mw/OITF

*****END OF REPORT*****

TEST REPORT

Laboratory No.: 141007/mw/OTF
Date of issue: 2014-11-10

Results:

Page: 4 of 5

Sampling Date	Sampling Point	Level	Dissolved Oxygen (mg/L)	Turbidity (NTU)	Suspended Solids (mg/L)
Sok Kwu Wan (7 Oct 2014) (14:15)	S1	S	7.5	5.0	8
		M	7.5	5.4	8
		B	7.5	4.9	8
	S2	S	7.7	4.6	14
		M	7.6	4.9	14
		B	7.6	5.2	13
	S3	S	7.6	4.9	8
		B	7.6	4.9	14
	S4	S	7.7	5.1	13
		M	7.6	4.9	12
		B	7.5	7.7	7
	SC1	S	7.6	5.5	11
		M	7.5	5.0	10
		B	7.4	4.9	14
	SC2	S	7.6	5.0	14
M		7.6	4.9	12	
B		7.5	5.3	11	
Sok Kwu Wan (16 Oct 2014) (13:40)	S1	S	5.9	3.4	9
		M	5.9	4.5	12
		B	5.6	11.9	12
	S2	S	6.4	3.1	12
		M	6.3	4.9	7
		B	6.2	5.4	7
	S3	S	6.3	2.9	11
		B	6.2	8.9	16
	S4	S	6.0	4.1	7
		M	5.9	6.0	9
		B	5.8	12.5	7
	SC1	S	6.3	2.8	11
		M	6.2	7.1	13
		B	6.2	12.7	11
	SC2	S	5.8	4.3	12
M		5.7	7.8	12	
B		5.6	13.4	8	

Remark: <= less than

TEST REPORT

Laboratory No.: 141007/mw/OTTF
Date of Issue: 2014-11-10

Results:

Page:

5 of 5

Sampling Date	Sampling Point	Level	Dissolved Oxygen (mg/L)	Turbidity (NTU)	Suspended Solids (mg/L)
Sok Kwoi Wan (21 Oct 2014) (15:10)	S1	S	7.7	2.3	8
		M	7.6	5.5	8
		B	7.6	8.6	6
	S2	S	7.7	2.5	6
		M	7.6	4.6	8
		B	7.5	6.7	6
	S3	S	7.6	2.3	6
		B	7.6	2.5	6
	S4	S	7.6	2.5	9
		M	7.5	3.5	12
		B	7.4	5.6	3
	SC1	S	7.6	2.6	6
		M	7.6	4.1	7
		B	7.5	7.0	4
	SC2	S	7.5	2.4	6
M		7.5	5.5	7	
B		7.5	4.6	7	
Sok Kwoi Wan (28 Oct 2014) (12:10)	S1	S	7.1	3.5	7
		M	6.5	5.2	4
		B	6.5	6.5	7
	S2	S	6.9	2.2	10
		M	6.9	3.9	7
		B	6.4	4.5	5
	S3	S	7.0	3.2	4
		B	6.9	4.9	4
	S4	S	7.1	3.0	6
		M	6.5	4.7	6
		B	6.2	5.5	8
	SC1	S	7.0	2.0	4
		M	6.8	3.7	5
		B	6.3	5.5	6
	SC2	S	7.2	3.2	9
M		6.7	3.9	6	
B		6.2	6.0	8	

Remark: <= less than

*****END OF REPORT*****

TEST REPORT

Laboratory No.: 141007/mw/OITF
Date of Issue: 2014-11-10

Results:

Page: 4 of 5

Sampling Date	Sampling Point	Level	Dissolved Oxygen (mg/L)	Turbidity (NTU)	Suspended Solids (mg/L)
Sok Kwu Wan (4 Nov 2014) (12:55)	S1	S	6.5	3.6	6
		M	6.8	3.9	5
		B	6.8	3.2	4
	S2	S	7.0	5.6	7
		M	7.6	3.2	5
		B	6.5	4.9	5
	S3	S	6.8	2.5	4
		B	6.8	2.4	5
	S4	S	7.0	2.0	4
		M	6.6	2.5	7
		B	6.5	3.1	4
	SC1	S	6.2	6.7	4
		M	6.5	2.4	4
		B	6.6	5.4	3
	SC2	S	6.7	4.2	3
M		7.1	3.0	6	
B		7.0	3.8	10	
Sok Kwu Wan (11 Nov 2014) (12:00)	S1	S	7.0	5.7	3
		M	7.0	5.9	5
		B	7.0	6.5	<2.5
	S2	S	8.0	3.9	4
		M	7.9	3.9	3
		B	7.8	6.8	3
	S3	S	7.6	3.8	4
		B	7.4	4.1	4
	S4	S	7.1	5.3	<2.5
		M	7.1	5.2	7
		B	7.0	7.3	4
	SC1	S	7.5	5.4	<2.5
		M	7.4	6.0	3
		B	7.4	7.4	3
	SC2	S	7.2	3.0	3
M		7.2	5.0	4	
B		7.1	7.5	7	

Remark: < = less than

TEST REPORT

Laboratory No.: 141007/mw/DITP
Date of Issue: 2014-11-10

Results:

Page:

5 of 5

Sampling Date	Sampling Point	Level	Dissolved Oxygen (mg/L)	Turbidity (NTU)	Suspended Solids (mg/L)
Sok Kwu Wan (20 Nov 2014) (11:50)	S1	S	7.1	6.1	6
		M	7.1	7.3	10
		B	7.1	7.8	8
	S2	S	7.1	4.1	7
		M	7.1	6.5	10
		B	7.1	5.8	8
	S3	S	7.6	2.1	10
		B	7.6	4.2	8
	S4	S	8.2	2.5	15
		M	8.2	4.0	9
		B	8.2	5.0	10
	SC1	S	7.2	1.7	9
		M	7.2	2.2	9
		B	7.2	6.0	8
	SC2	S	8.0	3.2	7
M		8.1	6.8	7	
B		8.1	11.7	8	
Sok Kwu Wan (25 Nov 2014) (10:35)	S1	S	5.1	7.8	7
		M	4.9	6.4	10
		B	4.8	10.2	9
	S2	S	6.2	4.5	12
		M	6.2	7.1	13
		B	5.7	10.4	18
	S3	S	5.1	8.3	6
		B	5.0	6.1	4
	S4	S	6.2	4.4	5
		M	6.1	7.4	12
		B	5.7	10.2	7
	SC1	S	6.4	4.6	5
		M	6.3	6.1	6
		B	5.8	9.3	9
	SC2	S	6.4	4.5	5
M		6.3	5.8	8	
B		5.8	9.8	10	

Remark: < = less than

*****END OF REPORT*****

TEST REPORT

Laboratory No.: 141203/mw/OITP
Date of Issue: 2015-01-08

Results:

Page:

4 of 6

Sampling Date	Sampling Point	Level	Dissolved Oxygen (mg/l)	Turbidity (NTU)	Suspended Solids (mg/L)
Sok Kwu Wan (3 Dec 2014) (15:05)	S1	S	7.1	2.2	5
		M	5.8	3.2	4
		B	5.8	3.8	8
	S2	S	6.6	2.2	17
		M	6.6	3.1	10
		B	6.7	4.1	11
	S3	S	6.9	2.4	10
		B	6.3	3.8	11
	S4	S	7.0	1.9	8
		M	6.4	2.5	10
		B	6.3	3.6	5
	SC1	S	7.1	2.3	5
		M	6.2	3.6	4
		B	5.8	4.5	7
	SC2	S	6.6	2.8	16
M		6.4	3.7	13	
B		6.4	4.5	8	
Sok Kwu Wan (10 Dec 2014) (12:05)	S1	S	6.3	4.6	5
		M	6.4	5.6	9
		B	6.3	16.4	6
	S2	S	6.3	3.7	3
		M	6.3	5.4	6
		B	6.3	13.9	7
	S3	S	6.9	1.1	6
		B	6.8	2.6	3
	S4	S	7.6	1.2	8
		M	7.4	2.2	7
		B	7.5	3.9	5
	SC1	S	6.6	1.3	8
		M	6.4	2.5	5
		B	6.5	4.6	5
	SC2	S	7.3	1.4	4
M		7.3	6.2	5	
B		7.3	10.2	3	

Remark: < = less than

TEST REPORT

Laboratory No.: 141203/inw/OTF
Date of Issue: 2015-01-08

Results:

Page:

5 of 6

Sampling Date	Sampling Point	Level	Dissolved Oxygen (mg/L)	Turbidity (NTU)	Suspended Solids (mg/L)
Sok Kwu Wan (19 Dec 2014) (09:25)	S1	S	7.6	4.3	8
		M	7.6	8.2	12
		B	7.5	11.6	6
	S2	S	7.4	2.5	6
		M	7.4	5.6	5
		B	7.4	8.0	4
	S3	S	7.7	5.3	4
		B	7.7	4.5	10
	S4	S	7.8	7.4	8
		M	7.6	10.6	6
		B	7.6	13.6	6
	SC1	S	7.7	5.0	8
		M	7.7	4.9	8
		B	7.5	11.6	5
	SC2	S	7.7	3.9	4
M		7.6	7.4	4	
B		7.5	10.7	<2.5	
Sok Kwu Wan (23 Dec 2014) (12:30)	S1	S	6.6	3.2	4
		M	6.1	4.2	6
		B	5.8	5.7	7
	S2	S	6.7	2.8	<2.5
		M	6.4	3.9	5
		B	6.4	5.2	3
	S3	S	6.8	3.7	3
		B	6.3	3.5	6
	S4	S	7.1	3.2	3
		M	6.9	3.5	4
		B	6.5	5.3	6
	SC1	S	7.4	2.8	6
		M	6.9	3.2	4
		B	6.1	3.4	5
	SC2	S	6.9	2.6	3
M		6.6	4.0	5	
B		6.4	5.9	7	

Remark: < = less than

TEST REPORT

Laboratory No: 141203/mw/OTF
Date of Issue: 2015-01-08

Results:

Page: 6 of 6

Sampling Date	Sampling Point	Level	Dissolved Oxygen (mg/L)	Turbidity (NTU)	Suspended Solids (mg/L)
Sok Kwu Wan (30 Dec 2014) (13:15)	S1	S	7.0	1.7	5
		M	6.6	3.6	4
		B	6.6	8.9	3
	S2	S	6.0	2.3	3
		M	6.3	3.0	7
		B	6.3	10.8	3
	S3	S	7.0	1.2	4
		B	7.1	6.6	3
	S4	S	7.1	3.7	5
		M	6.9	8.8	4
		B	6.9	16.5	3
	SC1	S	7.2	3.5	<2.5
		M	7.0	5.6	4
		B	6.7	12.9	10
	SC2	S	6.4	3.8	3
M		6.5	3.5	3	
B		6.7	10.2	16	

Remark: < = less than

*****END OF REPORT*****

TEST REPORT

Laboratory No.: 150106/mw/OITF
Date of Issue: 2015-02-10

Results

Page:

4 of 5

Sampling Date	Sampling Point	Level	Dissolved Oxygen (mg/L)	Turbidity (NTU)	Suspended Solids (mg/l.)
Sok Kwu Wai (6 Jan 2015) (14:00)	S1	S	6.7	5.6	11
		M	6.7	5.7	7
		D	6.7	5.9	7
	S2	S	7.0	5.0	5
		M	7.1	5.3	8
		B	7.0	5.8	7
	S3	S	6.3	5.5	9
		B	6.4	5.6	10
		S	6.8	7.1	8
	S4	M	6.8	9.4	12
		B	6.8	9.8	8
		S	7.0	4.4	9
	SC1	M	7.0	5.2	8
		D	7.0	6.3	7
		S	6.5	4.7	11
SC2	M	6.5	5.1	13	
	B	6.6	5.7	8	
	S	6.4	4.8	7	
Sok Kwu Wai (13 Jan 2015) (11:03)	S1	M	5.9	4.4	8
		B	5.9	4.3	8
		S	6.7	3.9	5
	S2	M	6.6	3.9	12
		B	6.6	3.9	11
		S	5.7	4.6	6
	S3	B	5.7	4.6	4
		S	6.5	3.7	6
		M	6.4	3.8	7
	S4	B	6.4	3.8	7
		S	5.8	5.2	6
		M	5.5	8.1	9
	SC1	B	5.1	6.9	5
		S	5.8	4.6	9
		M	5.8	4.6	6
	SC2	B	5.8	4.7	7

Remarks: <= less than

TEST REPORT

Laboratory No.: 150106/mw/OITP
Date of Issue: 2015-02-10

Results:

Page: 5 of 5

Sampling Date	Sampling Point	Level	Dissolved Oxygen (mg/L)	Turbidity (NTU)	Suspended Solids (mg/L)
Sok Kwu Wan (20 Jan 2015) (14:10)	S1	S	6.5	4.6	9
		M	6.5	5.2	7
		B	6.3	5.0	12
	S2	S	6.5	4.3	8
		M	6.5	4.3	9
		B	6.4	4.9	17
	S3	S	6.5	4.4	15
		B	6.5	4.5	13
	S4	S	6.5	5.0	12
		M	6.4	5.0	13
	SC1	H	6.3	7.0	10
		S	6.6	5.1	12
		M	6.6	5.0	7
	SC2	B	6.5	5.4	8
		S	6.3	4.4	8
M		6.5	4.5	9	
Sok Kwu Wan (27 Jan 2015) (12:15)	S1	H	6.4	4.9	8
		S	6.8	7.6	6
		M	6.8	8.0	6
	S2	B	6.8	9.4	11
		S	6.7	7.1	6
		M	6.8	8.2	7
	S3	B	6.7	8.5	10
		S	7.3	4.2	9
		B	7.1	5.8	12
	S4	S	8.1	3.9	5
		M	7.7	5.3	7
	SC1	B	7.9	6.1	5
		S	6.9	3.5	6
		M	6.8	5.3	8
	SC2	B	7.1	6.8	9
S		7.6	4.8	6	
M		7.8	8.2	5	
		B	7.7	9.3	6

Remark: < = less than

*****END OF REPORT*****

TEST REPORT

Laboratory No.: 150205/myw/OTFF
Date of Issue: 2015-03-06

Results:

Page:

4 of 5

Sampling Date	Sampling Point	Level	Dissolved Oxygen (mg/L)	Turbidity (NTU)	Suspended Solids (mg/L)
Sok Kwu Wan (5 Feb 2015) (12:15)	S1	S	6.1	6.4	10
		M	6.2	7.8	12
		B	5.8	10.1	10
	S2	S	6.0	8.1	9
		M	5.7	9.9	6
		B	6.1	8.2	9
	S3	S	6.3	5.8	10
		B	5.9	7.4	7
		S	5.9	7.5	8
	S4	M	6.2	7.9	5
		B	5.9	8.6	6
		S	6.1	5.4	5
	SC1	M	6.0	6.2	7
		B	6.1	8.4	6
		S	6.0	7.1	7
SC2	M	6.1	6.2	8	
	B	5.6	8.2	11	
	S	7.4	3.6	14	
Sok Kwu Wan (10 Feb 2015) (12:20)	S1	M	6.9	4.4	6
		B	6.6	5.9	5
		S	7.3	3.4	9
	S2	M	6.8	3.7	11
		B	6.5	5.6	8
		S	7.3	3.2	7
	S3	B	6.6	3.9	6
		S	7.4	3.5	14
		M	6.9	4.4	13
	S4	B	6.5	7.2	11
		S	7.4	3.9	6
		M	7.0	4.7	11
	SC1	B	6.6	5.6	4
		S	7.4	3.5	5
		M	6.8	4.1	5
SC2	B	6.5	5.5	5	

Remark: < = less than

TEST REPORT

Laboratory No.: 150205/mw/OTF
Date of Issue: 2015-03-06

Results:

Page:

5 of 5

Sampling Date	Sampling Point	Level	Dissolved Oxygen (mg/L)	Turbidity (NTU)	Suspended Solids (mg/L)
Sok Kwo Wan (17 Feb 2015) (12:20)	S1	S	6.4	2.8	10
		M	6.3	4.1	18
		B	6.2	8.8	11
	S2	S	6.6	3.0	16
		M	6.5	4.3	9
		B	6.4	5.3	8
	S3	S	6.5	2.6	7
		B	6.4	5.6	10
	S4	S	6.4	3.2	11
		M	6.3	4.4	12
		B	6.2	7.4	10
	SC1	S	6.5	2.7	13
		M	6.5	5.0	10
		B	6.4	8.6	11
	SC2	S	6.3	3.1	13
M		6.2	5.3	10	
B		6.2	7.6	11	
Sok Kwo Wan (24 Feb 2015) (13:30)	S1	S	7.1	3.7	7
		M	6.9	5.4	5
		B	6.7	7.1	8
	S2	S	7.1	3.2	9
		M	7.0	4.3	8
		B	6.6	6.3	11
	S3	S	7.4	3.1	6
		B	7.1	3.8	6
	S4	S	7.0	3.7	4
		M	6.7	4.2	6
		B	6.4	5.0	7
	SC1	S	7.1	3.8	6
		M	6.9	4.7	6
		B	6.6	6.6	6
	SC2	S	7.0	2.9	8
M		6.8	5.1	10	
B		6.5	6.5	9	

Remark: / = less than

***** (N) CH' REPORT *****

TEST REPORT

Laboratory No.: 150303.mw/OITF
Date of Issue: 2015-04-10

Results Page 4 of 6

Sampling Date	Sampling Point	Level	Dissolved Oxygen (mg/L)	Turbidity (NTU)	Suspended Solids (mg/L)
Sok Kwu Wan (3 Mar 2015) (12:05)	S1	S	6.4	2.2	6
		M	6.5	2.7	5
		B	6.3	3.0	7
	S2	S	6.4	2.5	5
		M	6.5	2.7	8
		B	6.4	3.2	7
	S3	S	6.6	2.4	7
		B	6.3	3.1	3
	S4	S	6.4	2.3	4
		M	6.6	3.0	8
		B	6.5	3.3	8
	SC1	S	6.6	2.7	8
		M	6.6	3.4	4
		B	6.5	3.7	5
	SC2	S	6.6	2.8	5
M		6.3	3.6	5	
B		6.4	4.4	7	
Sok Kwu Wan (12 Mar 2015) (14:50)	S1	S	7.1	2.3	8
		M	7.1	1.2	6
		B	7.2	1.7	6
	S2	S	7.1	1.2	6
		M	7.1	1.0	6
		B	7.2	1.1	9
	S3	S	6.9	2.1	6
		B	6.7	2.4	7
	S4	S	7.0	2.6	7
		M	7.0	1.6	8
		B	7.1	1.1	6
	SC1	S	6.9	1.0	8
		M	7.0	1.3	9
		B	7.2	1.5	7
	SC2	S	7.1	1.5	8
M		7.3	1.5	5	
B		7.3	1.8	7	

Remark: * = less than

TEST REPORT

Laboratory No: 150303 new/OITF
 Date of Issue: 2015-04-10

Results:

Page:

5 of 6

Sampling Date	Sampling Point	Level	Dissolved Oxygen (mg/L)	Turbidity (NTU)	Suspended Solids (mg/L)
Sol Kwu Wan (18 Mar 2015) (15 03)	S1	S	7.2	5.6	5
		M	7.1	5.2	8
		B	7.1	5.0	6
	S2	S	7.6	2.7	4
		M	7.5	3.7	5
		B	7.4	3.2	7
	S3	S	7.4	2.8	6
		B	7.3	3.3	8
	S4	S	7.3	2.8	14
		M	7.3	3.2	4
		B	7.2	3.4	6
	SC1	S	7.3	2.5	8
		M	7.1	4.8	7
		B	7.0	5.7	11
	SC2	S	7.4	2.5	9
M		7.2	3.7	11	
B		7.0	3.9	10	
Sol Kwu Wan (24 Mar 2015) (15 30)	S1	S	6.5	7.8	3
		M	6.1	7.6	4
		B	6.2	7.4	4
	S2	S	7.0	6.7	3
		M	6.9	6.5	6
		B	6.9	7.3	5
	S3	S	5.9	7.0	5
		B	5.9	7.6	5
	S4	S	6.6	6.1	6
		M	6.8	6.9	8
		B	6.8	6.7	4
	SC1	S	6.0	7.8	3
		M	5.8	10.9	4
		B	5.6	9.7	5
	SC2	S	6.1	7.0	2.5
M		6.1	7.8	3	
B		6.1	7.3	4	

Remark: = less than

This report may not be approved except with prior written approval from WELLAB LIMITED and the results relate only to the items analysed as stated.

TEST REPORT

Laboratory No: 150303 mw/OTF
 Date of Issue: 2015-04-10

Results:

Page:

6 of 6

Sampling Date	Sampling Point	Level	Dissolved Oxygen (mg/L)	Turbidity (NTU)	Suspended Solids (mg/L)
Sok Kwu Wan (30 Mar 2015) (14:00)	S1	S	6.8	4.2	7
		M	6.6	4.3	9
		B	6.7	4.5	6
	S2	S	7.2	4.1	5
		M	7.1	4.2	9
		B	7.1	4.7	9
	S3	S	7.1	4.1	11
		B	7.0	4.7	9
		S	6.9	4.3	7
	S4	M	6.9	4.6	6
		B	6.8	4.7	13
		S	7.1	4.1	8
	SC1	M	6.9	4.5	6
		B	6.9	5.1	6
		S	7.3	4.1	5
	SC2	M	7.1	4.5	6
		B	7.1	4.9	6

Remark: = or less than

*****END OF REPORT*****

