

**The Government of
The Hong Kong Special Administrative Region**

Environmental Protection Department

Contract No. EP/SP/68/12


Outlying Islands Transfer Facilities Follow-on Contract

Sok Kwu Wan Transfer Facility

Annual Environmental Audit Report (Operation)

April 2019 – March 2020

Prepared by



22.4.2021

Lily CHIU / Supervisor / Swire Waste Management Limited

Checked by



26.4.2021

Patrick YEUNG / Senior Environmental Protection Inspector
/ Environmental Protection Department

Audited by



3.5.2021

K.H. NG / Independent Auditor

Table of Contents

1. INTRODUCTION	1
2. DESCRIPTION OF ENVIRONMENTAL MONITORING TESTS	1
3. RESULTS	5
4. STATUS OF ENVIRONMENTAL COMPLAINT HANDLING	7
5. CONCLUSION	7

APPENDIX

Appendix A1 Odour patrol points of Sok Kwu Wan Transfer Facility

Appendix A2 Odour patrol record

Appendix B1 Location of noise sensitive receiver (NSR)

Appendix B2 Noise monitoring record (NSR)

Appendix C1 Locations of marine water monitoring stations

Appendix C2 Marine water monitoring record

1. INTRODUCTION

Under the requirements of Section 4 of Environmental Permit No EP-014/1998/A, the measures were undertaken to assure the Sok Kwu Wan Transfer Facility was operated in accordance with the permit.

This report documents the findings of environmental monitoring and audit works for the facility from April 2019 to March 2020.

Environmental monitoring for the odour, noise and water quality was performed in accordance with the EM&A Manual and the monitoring results were checked and reviewed. Full details of the above environmental monitoring tests are described in the **Section 2**. In addition, the environmental complaint handling procedures were also checked and reported in **Section 4** of this report.

2. DESCRIPTION OF ENVIRONMENTAL MONITORING TESTS

Table 1: Summary of Environmental Monitoring Parameters

<u>Test</u>	<u>Location</u>	<u>Frequency</u>	<u>Parameter</u>	<u>Limits</u>
Odour	Site Boundary See Map (Appendix A1)	Monthly	Odour	Odour strength not exceed "Slight" odour intensity
Noise	Nearest Sensitive Receiver See Map (Appendix B1)	Monthly	LAeq (30min)	55 dBA (07:00-23:00) 45 dBA (23:00-07:00)
Marine Water	Four monitoring locations and two control sites. See Map (Appendix C1)	Weekly	Dissolved Oxygen (DO)	<u>Surface & Middle</u> 4 mg/L except 5 mg/L for FCZ or 1%-ile of baseline data for surface and middle layer <u>Bottom</u> 2 mg/L and or 1%-ile of baseline data for bottom layer
			Water Turbidity (Turbidity)	99%-ile of baseline or 130% of upstream control station's Turbidity at the same tide of the same day
			Suspended Solids (SS)	99%-ile of baseline or 130% of upstream control station's SS of the same tide of the same day

2.1 Odour

2.1.1 Monitoring Location

The monitoring takes place at the boundary of the facility. The patrol route is shown in **Appendix A1**.

2.1.2 Monitoring Frequency

The odour monitoring is conducted once (1) per month.

2.1.3 Monitoring Methodology

The odour patrol is conducted by a sensory team, which includes a representative (1) from Independent Third-party Accredited Laboratory, one (1) from the Contractor and one (1) from the EPD. The test consists of three (3) person patrolling the site boundary and recording the location and strength of odour identifiable as arising from the facility. The odour intensity is categorized into five (5) classes:

Table 2: Odour Intensity Classification

Class	Remarks
Not detected	No odour perceived or an odour so weak that it cannot be readily characterized or described
Slight	Identifiable odour, slight
Moderate	Identifiable odour, moderate
Strong	Identifiable odour, strong
Extreme	Severe odour

The odour patrol record is set out in **Appendix A2**.

2.2 Noise

2.2.1 Monitoring Location

Noise monitoring is carried out at the nearest Noise Sensitive Receiver (NSR) in accordance with the EM&A Manual. **Appendix B1** shows the location of this monitoring position.

2.2.2 Monitoring Frequency

The noise monitoring is conducted once (1) per month.

2.2.3 Monitoring Methodology

The noise monitoring during the Operations phase for the SK WTF was performed in accordance with the “Technical Memorandum for the Assessment of Noise from places other than Domestic, Public or Construction Sites”. The monitoring requirements are summarized as follow:

- The Sound Level Meters in compliance with the IEC61672: 2002 Class 1 and 2 for carrying out the noise monitoring.
- The Sound Level Meter will be set on a tripod at a height of 1.2 m above the ground, subject to local monitoring condition.
- The battery condition will be checked to ensure the correct functioning of the meter.
- Noise monitoring $L_{eq(30\text{ min})}$ to be taken on a monthly basis for daytime measurements.
- Prior to and after each noise measurement, the meter will be calibrated using a Calibrator for 94.0 dB at 1000 Hz. The measurement may be accepted as valid only if the calibration level agrees to within 1.0 dB.
- The wind speed will be frequently checked with the portable wind meter.
- Site conditions and interference noise sources will be recorded.
- Noise monitoring will be cancelled in the presence of fog, rain, and wind with a steady speed exceeding 5 m/s, or wind with gusts exceeding 10 m/s.

The Noise monitoring record is set out in **Appendix B2**.

2.3 Water quality

2.3.1 Monitoring Location

The number of marine water monitoring stations for Sok Kwu Wan Transfer Facility is shown in **Table 3** and **Appendix C1** shows the locations of the marine water quality monitoring stations.

Table 3: Locations of the marine water quality monitoring stations

Facility	Station ID	No. of Stations
Sok Kwu Wan	Control Stations: SC1 & SC2 Impact Stations: S1, S2, S3 & S4	6

2.3.2 Monitoring Methodology

The marine water quality monitoring during the Operations phase for the SKWTF was performed in accordance with the EM&A Manual. The following set out the methods of measurement to be used during the environmental monitoring.

Dissolved Oxygen and Turbidity

The in-situ measurements of dissolved oxygen and turbidity are carried out using an In-situ Aqua Troll 600 Multi-parameter Sonde.

Where the depth of water is less than 3m, duplicate measurements of D.O. are to be taken at one depth to obtain an average reading.

With depths between 3m and 6m, measurements will be taken at 1m below the surface and 1m above the sea bed. In each depth, duplicate readings will be taken and an average value will be calculated.

With a water depth greater than 6m, measurements will be taken at 1m below surface, the mid-depth and 1m above the sea bed. In each depth, duplicate readings will be taken and an average value will be calculated.

Suspended solids

The suspended solids monitoring is carried out in according to the in-house method (E-T-053) with reference to the standard method APHA 17ed 2540 D. The testing method is summarized as below:

A well-mixed sea water sample is filtered through a weighed standard glass-fiber filter and wash thoroughly with water to remove dissolved solids on the filter. The non-filterable residue retained on the filter is dried at 103 to 105°C. The increase in weight of the filter represents the suspended solids content.

3 **RESULTS**

3.1 **Odour**

3.1.1 Summary of Number of Monitoring Events and Exceedances for Odour monitoring

Table 4: Summary of Number of Monitoring Events and Exceedances for Odour monitoring

Monitoring Parameter	Location	No. of monitoring events	No. of Exceedance
		April 2019 – March 2020	
Odour	Point 1	12	0
	Point 2	12	0
	Point 3	12	0
	Point 4	12	0
	Point 5	12	0
	Point 6	12	0
Total		72	0

3.1.2 Conclusion

No odour could be detected during the odour patrols. The results show compliance with the odour objectives.

Please refer to the **Appendix A2** for the odour monitoring record.

3.2 **Noise**

3.2.1 Summary of Number of Monitoring Events and Exceedances for Noise monitoring

Table 5: Summary of Number of Monitoring Events and Exceedances for Noise monitoring

Monitoring Parameter	Location	No. of monitoring events	No. of Exceedance
		April 2019 – March 2020	
Noise	NSR	13	8
Total		13	8

3.2.2 Conclusion

During the reporting period, some of noise monitoring results have exceeded the compliance objectives. According to the notes recorded by the field operator of the Independent Third-party Accredited Laboratory, the major noise source was identified from road traffic, bird's singing, passerby activities, etc. Noise emanated from SKWTF was considered insignificant.

In addition, EPD site staff conducted random checking of on-site CCTV record and confirmed no operational activities were being carried out at the facility during night time. Hence, it is reasonable to believe that the night-time noise level at SKWTF is insignificant.

The noise level monitoring record taken at the NSR of SKWTF is set out in **Appendix B2**.

3.3 Water Quality

3.3.1 Summary of Number of Monitoring Events and Exceedances for Water quality monitoring

A total of 884 sets of water samples were collected in 52 sampling days during the report period. A summary of exceedance of dissolved oxygen, turbidity and suspended solids at SKWTF is shown in the following **Table 6**.

Table 6: Summary of exceedance of Marine Water Quality at SKWTF

Sampling Point	Type of Exceedance		
	DO	Turbidity	SS
S1	0	0	1
S2	0	0	1
S3	0	0	3
S4	0	0	1
Total	0	0	6

The laboratory analysis shows that there are no exceed the limit level of Dissolved Oxygen and Turbidity, but 6 samples exceed the limit level of Suspended Solids.

3.3.2 Conclusion

Since there is no wastewater discharge from the SKWTF and no construction activities during the report period, the exceedance of compliance objectives for suspended solids was not caused by the operation activities at SKWTF.

The water quality monitoring record is set out in **Appendix C2**

4 **STATUS OF ENVIRONMENTAL COMPLAINT HANDLING**

No verbal or written complaints were received during the reporting period.

5 **CONCLUSION**

Based on the monitoring results during the audit period as well as a review of our observations the following can be concluded.

The environmental protection systems that are currently in use, when combined with the existing level of environmental awareness at the facility, are sufficient to meet current regulatory constraints relating to the environment.

The methods and frequency of environmental monitoring produce a data base that is adequate to assist station management in making accurate and timely decisions relating to the modification of environmental systems or operational practices if needed.

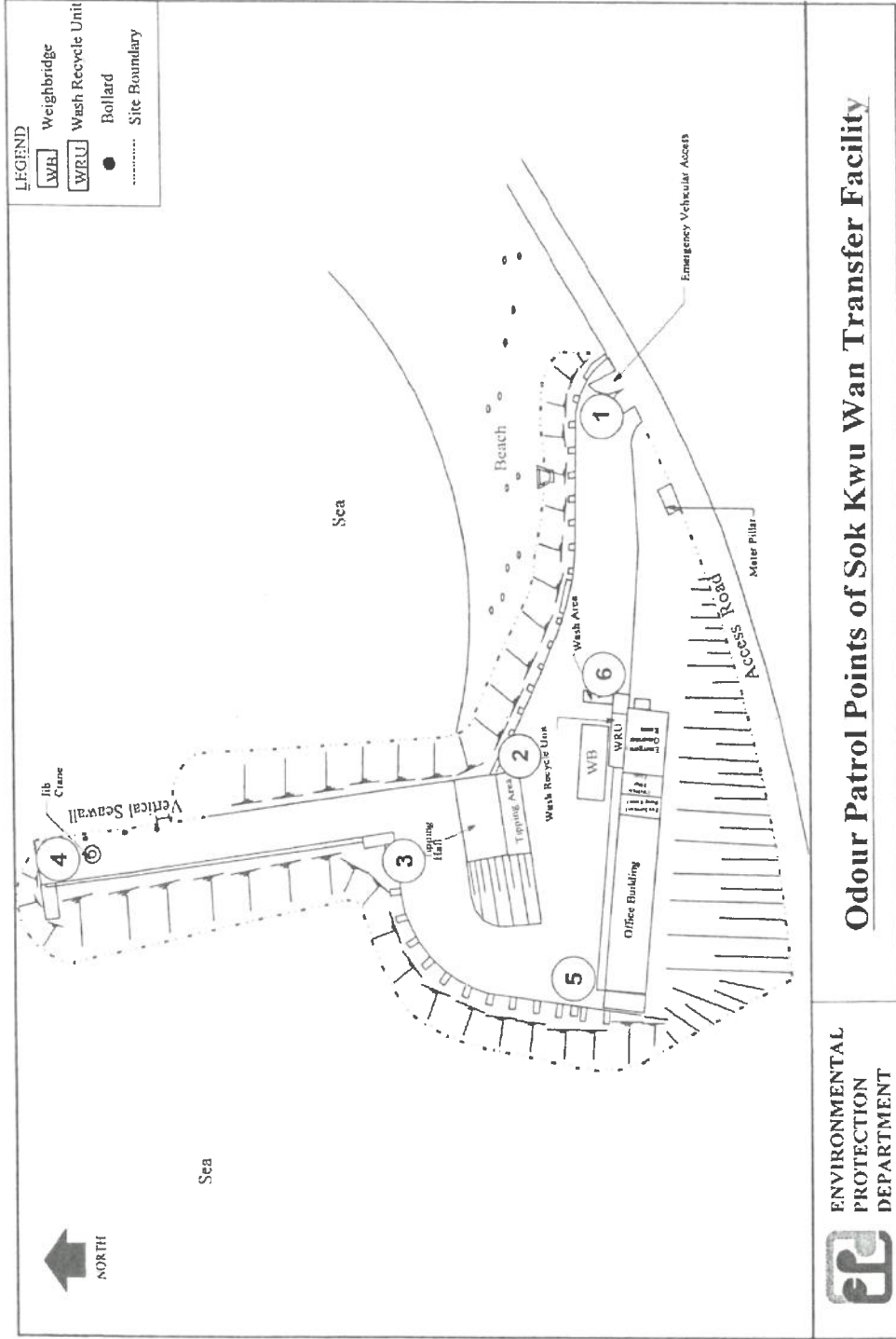
The current environmental management systems and performance provide a good foundation to develop a positive relationship with the community.

Appendix A

Appendix A1

Odour Patrol Points of Sok Kwu Wan Transfer Facility

Appendix A1



ENVIRONMENTAL
PROTECTION
DEPARTMENT



Odour Patrol Points of Sok Kwu Wan Transfer Facility

Appendix A2

Odour Patrol Record

Appendix A2

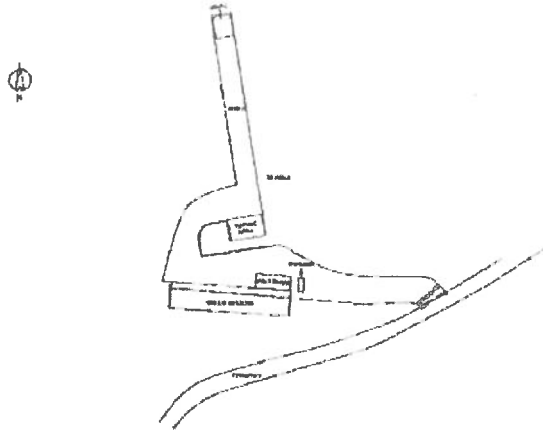
FUGRO TECHNICAL SERVICES LIMITED

Fugro Development Centre,
5 Lok Yi Street,
17 M.S. Castle Peak Road,
Tse Lam Tuen Mun, N.T. Hong Kong

Tel: (852) 24508238
Fax: (852) 24508138
Email: mcl@fugro.com.hk

MaterialLab

SWIRE WASTE MANAGEMENT LTD SOK KWU WAN TRANSFER FACILITY Odour Measurement Record



Wind Speed: 2.8 Wind Direction: E
 Measurement Date: 16 APR 2017 Start Time: 15:00 End Time: 15:10
 Sensory Patrol Included: Representative of FUGRO Staff: [Signature]
 Representative of SWIRE WASTE MANAGEMENT LTD: [Signature]
 Representative of EPD: [Signature] - 216028

Classification	Location
<input checked="" type="checkbox"/> Not detected	A11
<input type="checkbox"/> Slight	}
<input type="checkbox"/> Moderate	
<input type="checkbox"/> Strong	
<input type="checkbox"/> Extreme	

Classification Criteria:

Not detected : No odour perceived or an odour so weak that it cannot be readily characterised or described.
 Slight : Identifiable odour, slight
 Moderate : Identifiable odour, moderate
 Strong : Identifiable odour, strong
 Extreme : Severe odour

Legend : () : Containers nearby the indicated location
 → : Direction of wind

Remarks:
 Please Call the on duty supervisor when arrived

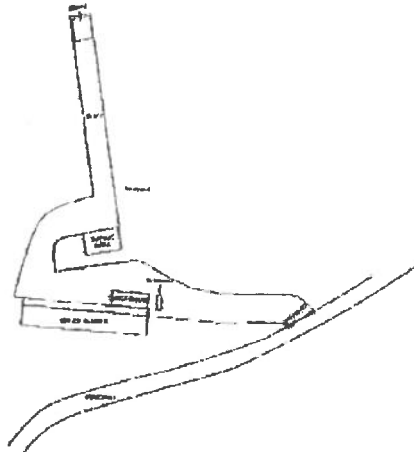
FUGRO TECHNICAL SERVICES LIMITED

Fugro Development Centre
5 Lok Yi Street
17 M.S. Castle Peak Road,
Tai Lam, Tuen Mun, NT, Hong Kong

Tel: (852) 24508238
Fax: (852) 24506138
Email: mcl@fugro.com.hk

MaterialLab

**SWIRE WASTE MANAGEMENT LTD
SOK KWU WAN TRANSFER FACILITY
Odour Measurement Record**



Wind Speed: 0.3 m/s Wind Direction: W
 Measurement Date: 14 May 2018 Start Time: 1315 End Time: 1320
 Sensory Patrol Included: Representative of FUGRO Staff: 73
 Representative of SWIRE WASTE MANAGEMENT LTD: R
 Representative of EPD: 64 - I(70)38

Classification	Location
<input checked="" type="checkbox"/> Not detected	
<input type="checkbox"/> Slight	
<input type="checkbox"/> Moderate	
<input type="checkbox"/> Strong	
<input type="checkbox"/> Extreme	

Classification Criteria:

Not detected : No odour perceived or an odour so weak that it cannot be readily characterised or described.
 Slight : Identifiable odour, slight
 Moderate : Identifiable odour, moderate
 Strong : Identifiable odour, strong
 Extreme : Severe odour

Legend () : Containers nearby the indicated location
 → : Direction of wind

Remarks:
 Please Call the on duty supervisor when arrived.

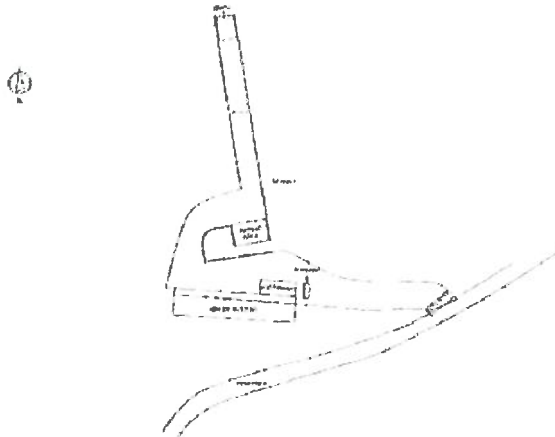
FUGRO TECHNICAL SERVICES LIMITED

Fugro Development Centre
5 Lok Yi Street
17 M.S. Castle Peak Road
Tai Lam, Tuen Mun, N.T., Hong Kong

Tel: (852) 24508238
Fax: (852) 24506138
Email: mcl@fugro.com.hk



**SWIRE WASTE MANAGEMENT LTD
SOK KWU WAN TRANSFER FACILITY
Odour Measurement Record**



Wind Speed: 0

Wind Direction: ↗

Measurement Date 11-5-2014

Start Time: 15:35 End Time: 16:05

Sensory Patrol Included: Representative of FUGRO Staff M

Representative of SWIRE WASTE MANAGEMENT LTD [Signature]

Representative of EPD [Signature]

Classification	Location
<input checked="" type="checkbox"/> Not detected	<u>41</u>
<input type="checkbox"/> Slight	
<input type="checkbox"/> Moderate	
<input type="checkbox"/> Strong	
<input type="checkbox"/> Extreme	

Classification Criteria:

- Not detected : No odour perceived or an odour so weak that it cannot be readily characterised or described.
- Slight : Identifiable odour, slight
- Moderate : Identifiable odour, moderate
- Strong : Identifiable odour, strong
- Extreme : Severe odour

- Legend : () : Containers nearby the indicated location
- : → : Direction of wind

Remarks:
Please Call the on duty supervisor when arrived.

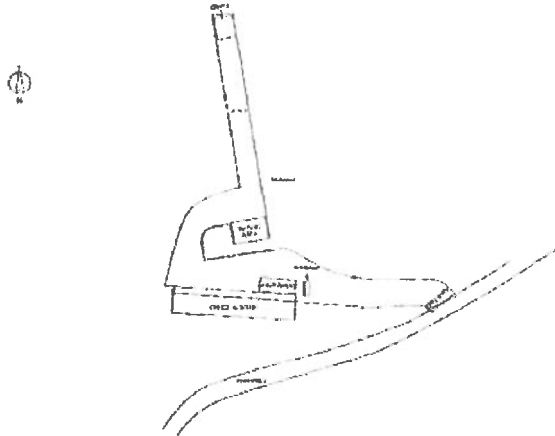
FUGRO TECHNICAL SERVICES LIMITED

Fugro Development Centre
5 Lok Yi Street
17 M.S. Castle Peak Road
Tai Lam Tuen Mun N.T. Hong Kong

Tel (852) 24508236
Fax (852) 24506136
Email mt1@fugro.com.hk



**SWIRE WASTE MANAGEMENT LTD
SOK KWU WAN TRANSFER FACILITY
Odour Measurement Record**



Wind Speed: 0.6

Wind Direction: 10

Measurement Date: 10-7-2009

Start Time: 15:30 End Time: 15:45

Sensory Patrol Included: Representative of FUGRO Staff: [Signature]

Representative of SWIRE WASTE MANAGEMENT LTD: [Signature]

Representative of EPD: (1) - 2(10) 39

Classification	Location
<input checked="" type="checkbox"/> Not detected	<u>A11</u>
<input type="checkbox"/> Slight	
<input type="checkbox"/> Moderate	
<input type="checkbox"/> Strong	
<input type="checkbox"/> Extreme	

Classification Criteria:

- Not detected :No odour perceived or an odour so weak that it cannot be readily characterised or described.
- Slight :Identifiable odour, slight
- Moderate :Identifiable odour, moderate
- Strong :Identifiable odour, strong
- Extreme :Severe odour

- Legend : () :Containers nearby the indicated location
- :> :Direction of wind

Remarks:
Please Call the on duty supervisor when arrived

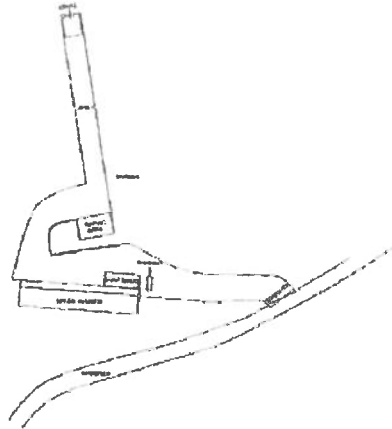
FUGRO TECHNICAL SERVICES LIMITED

Fugro Development Centre
5 Lok Yi Street
17 M.S. Castle Peak Road
Tai Lam, Tuen Mun, N.T., Hong Kong

Tel: (852)-24508238
Fax: (852)-24506138
Email: ma@fugro.com.hk



**SWIRE WASTE MANAGEMENT LTD
SOK KWU WAN TRANSFER FACILITY
Odour Measurement Record**



Wind Speed: 0 Wind Direction ↗

Measurement Date 13-8-2014 Start Time 14:45 End Time 15:00

Sensory Patrol Included: Representative of FUGRO Staff M

Representative of SWIRE WASTE MANAGEMENT LTD W

Representative of EPD 6.2 - 3(10)38

Classification	Location
<input checked="" type="checkbox"/> Not detected	All
<input type="checkbox"/> Slight	
<input type="checkbox"/> Moderate	
<input type="checkbox"/> Strong	
<input type="checkbox"/> Extreme	

Classification Criteria:

- Not detected : No odour perceived or an odour so weak that it cannot be readily characterised or described.
- Slight : Identifiable odour, slight
- Moderate : Identifiable odour, moderate
- Strong : Identifiable odour, strong
- Extreme : Severe odour

- Legend : () : Containers nearby the indicated location
- : Direction of wind

Remarks:
Please Call the on duty supervisor when arrived.

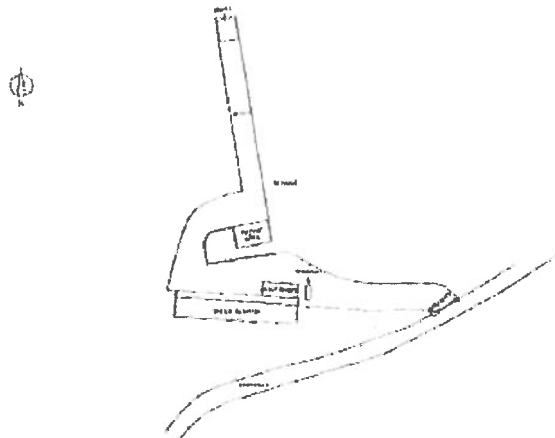


FUGRO TECHNICAL SERVICES LIMITED

Fugro Development Centre,
5 Lok Yi Street, Tai Lam,
Tuen Mun, N.T.,
Hong Kong.

Tel: (852) - 2450 8233
Fax: (852) - 2450 6138
Email: matlab@fugro.com

SWIRE WASTE MANAGEMENT LTD SOK KWU WAN TRANSFER FACILITY Odour Measurement Record



Wind Speed: 0

Wind Direction: ↖

Measurement Date: 17-1-2011

Start Time: 12:05 End Time: 12:20

Sensory Patrol Included:

Representative of FUGRO Staff: [Signature]

Representative of SWIRE WASTE MANAGEMENT LTD: [Signature]

Representative of EPD: [Signature] 2(TD)310

Classification	Location
<input checked="" type="checkbox"/> Not detected	<u>ALL</u>
<input type="checkbox"/> Slight	
<input type="checkbox"/> Moderate	
<input type="checkbox"/> Strong	
<input type="checkbox"/> Extreme	

Classification Criteria:

Not detected : No odour perceived or an odour so weak that it cannot be readily characterised or described.

Slight : Identifiable odour, slight

Moderate : Identifiable odour, moderate

Strong : Identifiable odour, strong

Extreme : Severe odour

Legend : () : Containers nearby the indicated location

→ : Direction of wind

Remarks:

Please Call the on duty supervisor when arrived.

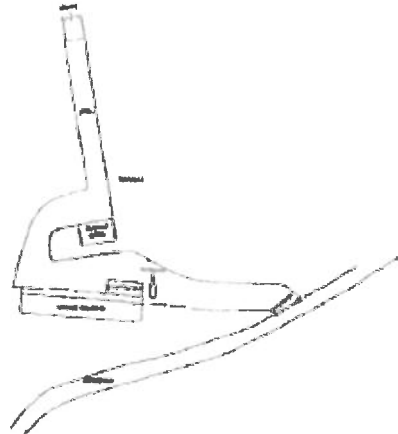
FUGRO

FUGRO TECHNICAL SERVICES LIMITED

Fugro Development Centre
51 Le Yi Street, Tai Lam,
Tuen Mun, N.T.,
Hong Kong.

Tel : (852) - 2450 8233
Fax : (852) - 2450 6158
Email : marlab@fugro.com

**SWIRE WASTE MANAGEMENT LTD
SOK KWU WAN TRANSFER FACILITY
Odour Measurement Record**



Wind Speed: 0m/s

Wind Direction:

Measurement Date 15/10/2019

Start Time: 15:40 End Time: 15:40

Sensory Patrol Included:

Representative of FUGRO Staff

Representative of SWIRE WASTE MANAGEMENT LTD

Representative of EPD

Classification	Location
<input checked="" type="checkbox"/> Not detected	
<input type="checkbox"/> Slight	
<input type="checkbox"/> Moderate	
<input type="checkbox"/> Strong	
<input type="checkbox"/> Extreme	

Classification Criteria:

- Not detected :No odour perceived or an odour so weak that it cannot be readily characterised or described.
- Slight :Identifiable odour, slight
- Moderate :Identifiable odour, moderate
- Strong :Identifiable odour, strong
- Extreme :Severe odour

- Legend : () :Containers nearby the indicated location
 → :Direction of wind

Remarks:
Please Call the on duty supervisor when arrived.

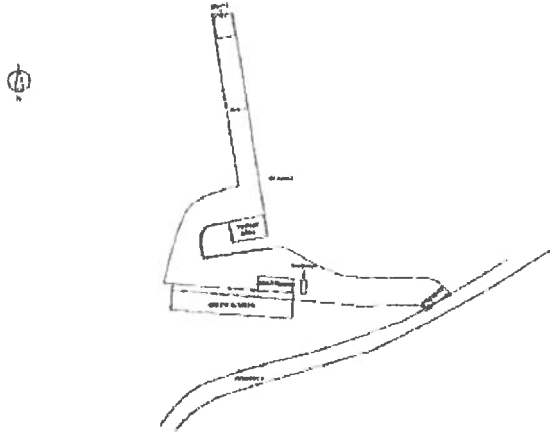


FUGRO TECHNICAL SERVICES LIMITED

Fugro Development Centre,
5 LoA Yi Street, Tai Lam
Tuen Mun, N.T.,
Hong Kong

Tel: (852) - 2450 6233
Fax: (852) - 2450 6136
Email: mail@fugro.com

**SWIRE WASTE MANAGEMENT LTD
SOK KWU WAN TRANSFER FACILITY
Odour Measurement Record**



Wind Speed: 0.7 ms⁻¹ Wind Direction: _____
Measurement Date 17/11/2018 Start Time: 10:00 End Time: 10:09
Sensory Patrol Included: Representative of FUGRO Staff _____
Representative of SWIRE WASTE MANAGEMENT LTD _____
Representative of EPD _____

Classification	Location
<input checked="" type="checkbox"/> Not detected	etc
<input type="checkbox"/> Slight	
<input type="checkbox"/> Moderate	
<input type="checkbox"/> Strong	
<input type="checkbox"/> Extreme	

Classification Criteria:

- Not detected :No odour perceived or an odour so weak that it cannot be readily characterised or described.
- Slight :Identifiable odour, slight
- Moderate :Identifiable odour, moderate
- Strong :Identifiable odour, strong
- Extreme :Severe odour

Legend : () :Containers nearby the indicated location
→ :Direction of wind

Remarks:
Please Call the on duty supervisor when arrived.

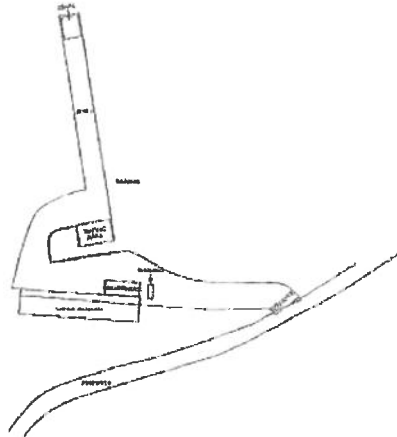


FUGRO TECHNICAL SERVICES LIMITED

Fugro Development Centre
5 Lok Yi Street, Tai Lam,
Tuen Mun, N.T.,
Hong Kong.

Tel (852) - 2450 8233
Fax (852) - 2450 6138
Email matlab@fugro.com

**SWIRE WASTE MANAGEMENT LTD
SOK KWU WAN TRANSFER FACILITY
Odour Measurement Record**



Wind Speed: 1.1 Wind Direction: N
Measurement Date 5-12-2019 Start Time: 11:00 End Time: 12:15

Sensory Patrol Included: Representative of FUGRO Staff [Signature]
Representative of SWIRE WASTE MANAGEMENT LTD [Signature]
Representative of EPD [Signature]

Classification	Location
<input checked="" type="checkbox"/> Not detected	All
<input type="checkbox"/> Slight	
<input type="checkbox"/> Moderate	
<input type="checkbox"/> Strong	
<input type="checkbox"/> Extreme	

Classification Criteria:

Not detected :No odour perceived or an odour so weak that it cannot be readily characterised or described.
Slight :Identifiable odour, slight
Moderate :Identifiable odour, moderate
Strong :Identifiable odour, strong
Extreme :Severe odour

Legend : () :Containers nearby the indicated location
→ :Direction of wind

Remarks:
Please Call the on duty supervisor when arrived.

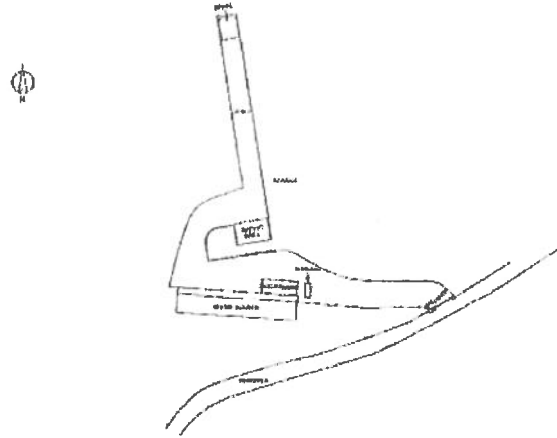


FUGRO TECHNICAL SERVICES LIMITED

Fugro Development Centre
5 Lok Yi Street, Tai Lam,
Tuen Mun, N.T.,
Hong Kong

Te: (852) - 2450 8233
Fax: (852) - 2450 6138
Email: nialab@fugro.com

**SWIRE WASTE MANAGEMENT LTD
SOK KWU WAN TRANSFER FACILITY
Odour Measurement Record**



Wind Speed: 0.8

Wind Direction: E

Measurement Date: 16.1.2012

Start Time: 15:15 End Time: 15:30

Sensory Patrol Included: Representative of FUGRO Staff [Signature]

Representative of SWIRE WASTE MANAGEMENT LTD [Signature]

Representative of EPD _____

Classification	Location
<input checked="" type="checkbox"/> Not detected	<u>All</u>
<input type="checkbox"/> Slight	
<input type="checkbox"/> Moderate	
<input type="checkbox"/> Strong	
<input type="checkbox"/> Extreme	

Classification Criteria:

- Not detected :No odour perceived or an odour so weak that it cannot be readily characterised or described.
- Slight :Identifiable odour, slight
- Moderate :Identifiable odour, moderate
- Strong :Identifiable odour, strong
- Extreme :Severe odour

- Legend : () :Containers nearby the indicated location
 → :Direction of wind

Remarks:
Please Call the on duty supervisor when arrived.

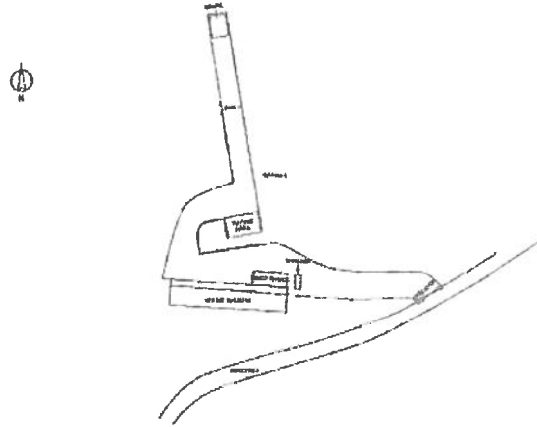


FUGRO TECHNICAL SERVICES LIMITED

Fugro Development Centre,
5 Lok Yi Street, Tai Lam,
Tuen Mun, N.T.,
Hong Kong

Tel : (852) - 2450 8233
Fax : (852) - 2450 8138
Email : matlab@fugro.com

**SWIRE WASTE MANAGEMENT LTD
SOK KWU WAN TRANSFER FACILITY
Odour Measurement Record**



Wind Speed: 2.6

Wind Direction: N

Measurement Date 13/2/2005

Start Time: 13:00 End Time: 13:15

Sensory Patrol Included: Representative of FUGRO Staff [Signature]

Representative of SWIRE WASTE MANAGEMENT LTD _____

Representative of EPD _____

Classification	Location
<input checked="" type="checkbox"/> Not detected	All
<input type="checkbox"/> Slight	
<input type="checkbox"/> Moderate	
<input type="checkbox"/> Strong	
<input type="checkbox"/> Extreme	

Classification Criteria:

- Not detected :No odour perceived or an odour so weak that it cannot be readily characterised or described.
- Slight :Identifiable odour, slight
- Moderate :Identifiable odour, moderate
- Strong :Identifiable odour, strong
- Extreme :Severe odour

- Legend : () :Containers nearby the indicated location
→ :Direction of wind

Remarks:
Please Call the on duty supervisor when arrived

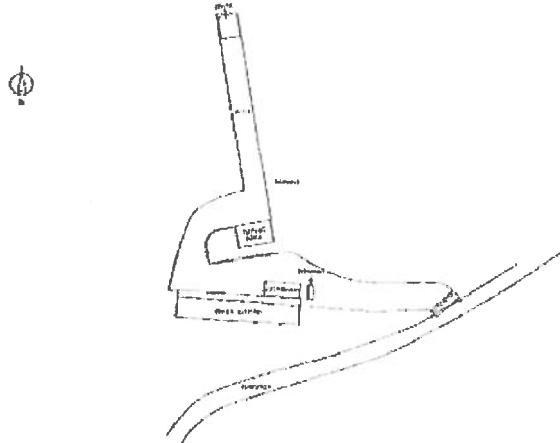


FUGRO TECHNICAL SERVICES LIMITED

Fugro Development Centre
5 Lok Yi Street, Tai Lam
Tuen Mun, N.T.,
Hong Kong

Tel : (852) - 2450 8233
Fax : (852) - 2450 6138
Email : malleb@fugro.com

**SWIRE WASTE MANAGEMENT LTD
SOK KWU WAN TRANSFER FACILITY
Odour Measurement Record**



Wind Speed: 0.9 m/s Wind Direction: NE
Measurement Date: 17/3/2002 Start Time: 10:50 End Time: 11:30

Sensory Patrol Included: Representative of FUGRO Staff: [Signature]
Representative of SWIRE WASTE MANAGEMENT LTD: [Signature]
Representative of EPD: _____

Classification	Location
<input checked="" type="checkbox"/> Not detected	<u>BTC</u>
<input type="checkbox"/> Slight	
<input type="checkbox"/> Moderate	
<input type="checkbox"/> Strong	
<input type="checkbox"/> Extreme	

Classification Criteria:

- Not detected : No odour perceived or an odour so weak that it cannot be readily characterised or described.
- Slight : Identifiable odour, slight
- Moderate : Identifiable odour, moderate
- Strong : Identifiable odour, strong
- Extreme : Severe odour

Legend : () : Containers nearby the indicated location
→ : Direction of wind

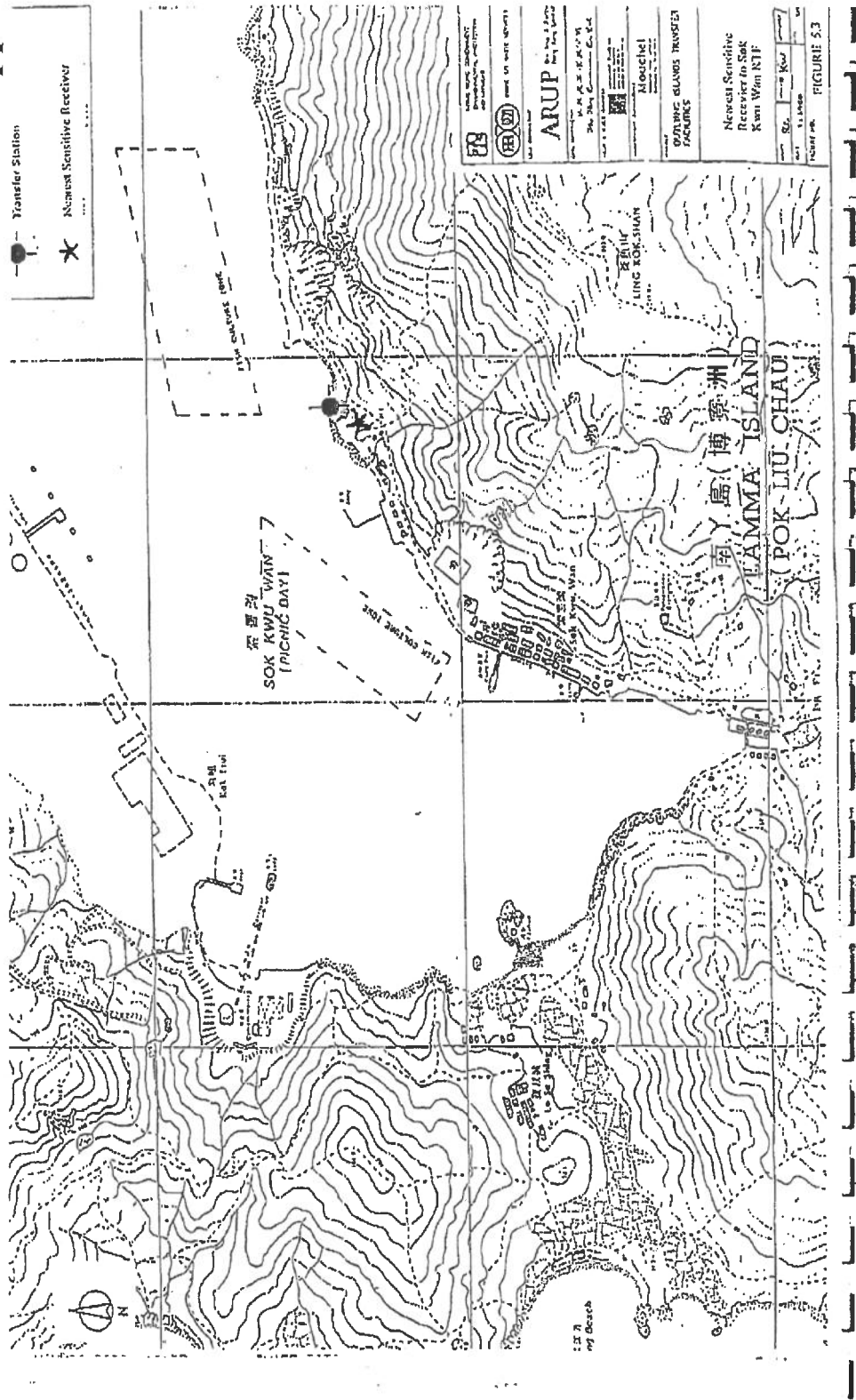
Remarks:
Please Call the on duty supervisor when arrived.

Appendix B

Appendix B1

Location of Noise Sensitive Receiver (NSR)

Appendix B1



Appendix B2

Noise Monitoring Record (NSR)

Appendix B2 – Noise Monitoring Record (NSR)
Sok Kwu Wan Transfer Facility

Measurement Date and Time	Noise Level Leq A (30min) / (dB(A))	Remarks
16 Apr 2019 (15:15 – 15:45)	53.8	--
14 May 2019 (14:38 – 15:08)	54.0	--
11 Jun 2019 (14:48 – 15:18)	53.9	--
16 Jul 2019 (14:30 – 15:00)	57.3	The major noise source was identified from road traffic and bird's singing. The noise generated by the Transfer Facility was considered insignificant.
7 Aug 2019 (09:30 – 10:00)	58.2	The major noise source was identified from road traffic. The noise generated by the Transfer Facility was considered insignificant.
17 Sep 2019 (11:00 – 11:30)	61.90	The major noise source was identified from road traffic, passerby noise, and natural sound of birds. The noise generated by the Transfer Facility was considered to be insignificant.
22 Oct 2019 (13:02 – 13:32)	53.3	--
12 Nov 2019 (09:15 – 09:45)	63.6	The major noise source was identified from road traffic, natural sound of birds, and wind flow. The noise generated by the Transfer Facility was considered to be insignificant.
4 Dec 2019 (09:31 – 10:01)	63.7	The major noise source was identified from road traffic, natural sound of birds and wind flow. The noise generated by the Transfer Facility was considered to be insignificant
4 Dec 2019 (23:00 – 23:30)	57.8	--
16 Jan 2020 (14:35 – 15:05)	59.5	The major noise source was identified from road traffic and passerby activities. The noise generated by the Transfer Facility was considered insignificant.
13 Feb 2020 (13:15 – 13:45)	62.4	The major noise source was identified from road traffic, passerbyers, and natural sound of dog. The noise generated by the Transfer Facility was considered to be insignificant.

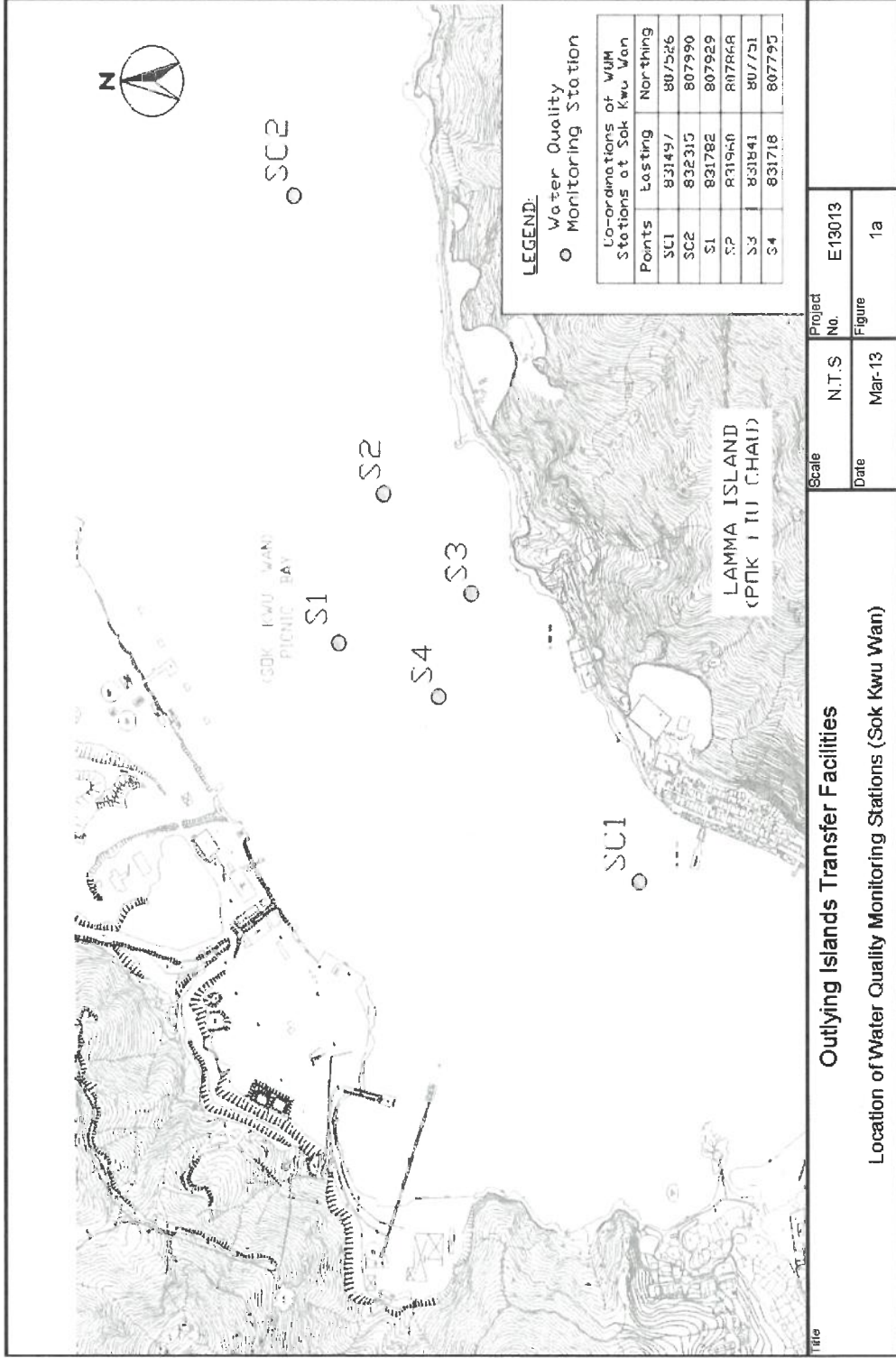
Measurement Date and Time	Noise Level Leq A (30min) / (dB(A))	Remarks
17 Mar 2020 (10:05 – 10:35)	50.1	--

Appendix C

Appendix C1

Location of Marine Water Monitoring Stations

Appendix C1



Appendix C

Appendix C2

Marine Water Monitoring Record

Appendix C2

FUGRO TECHNICAL SERVICES LIMITED

Room 723 - 726, 7/F, Block B,
Profit Industrial Building
1-15 Kwai Fung Crescent, Kwai Fong,
Hong Kong

Tel: (852)-24508238
Fax: (852)-24508032
Email: mcl@fugro.com.hk

MaterialLab

Report No: 0015/17/ED/0448

TEST REPORT

Results:

Sampling Date	Sampling Point	Level	Dissolved Oxygen (mg/L)	Turbidity (NTU)	Total Suspended Solids (mg/L)
Sok Kwu Wan (2 April 2019) (11:02)	S1	S	6.81	0.3	3
		M	6.47	0.6	4
		B	6.18	0.8	3
	S2	S	6.70	0.2	3
		M	6.57	0.5	3
		B	6.27	0.8	2
	S3	S	7.82	0.6	2
		B	6.45	1.1	3
	S4	S	7.71	0.5	4
		M	7.46	0.5	2
		B	6.87	0.7	7
	SC1	S	7.87	0.3	3
		M	7.74	0.4	4
		B	6.97	0.7	3
	SC2	S	7.91	0.4	3
M		7.43	0.6	3	
B		6.55	0.8	2	
Sok Kwu Wan (9 April 2019) (10:30)	S1	S	7.10	1.2	2
		M	7.01	1.6	3
		B	6.91	2.0	3
	S2	S	6.93	1.3	2
		M	6.87	1.7	2
	S3	B	6.77	2.1	3
		S	7.13	1.1	2
	S4	B	7.02	1.4	2
		S	7.09	1.2	3
		M	6.98	1.7	3
	SC1	B	6.83	2.0	3
		S	7.05	1.3	<2
		M	6.92	1.7	<2
	SC2	B	6.81	2.1	3
		S	7.19	0.9	3
M		7.01	1.3	<2	
		B	6.83	1.7	3

Remark: 1) < = less than

FUGRO TECHNICAL SERVICES LIMITED

Room 723 - 726, 7/F, Block B,
Profit Industrial Building
1-15 Kwai Fung Crescent, Kwai Fong
Hong Kong.

Tel: (852)-24508238
Fax: (852)-24508032
Email: mct@fugro.com.hk



Report No: 0015/17/ED/0448

TEST REPORT

Results:

Sampling Date	Sampling Point	Level	Dissolved Oxygen (mg/L)	Turbidity (NTU)	Total Suspended Solids (mg/L)
Sok Kwu Wan (16 April 2019) (10:30)	S1	S	7.08	1.4	<2
		M	6.91	1.8	<2
		B	6.73	2.2	<2
	S2	S	7.07	1.3	<2
		M	6.91	1.7	<2
		B	6.76	2.0	2
	S3	S	7.04	1.2	<2
		B	6.93	1.5	<2
	S4	S	7.05	1.2	<2
		M	6.92	1.7	<2
	SC1	B	6.85	2.2	2
		S	7.03	1.3	<2
		M	6.88	1.6	<2
	SC2	B	6.74	2.0	<2
		S	7.15	1.3	<2
M		7.04	1.7	<2	
Sok Kwu Wan (23 April 2019) (10:30)	S1	B	6.89	2.1	<2
		S	6.87	1.5	<2
		M	6.78	1.9	<2
	S2	B	6.75	2.4	<2
		S	6.85	1.3	<2
		M	6.72	1.7	<2
	S3	B	6.61	2.2	<2
		S	6.93	1.2	2
		B	6.83	1.5	<2
	S4	S	6.89	1.2	<2
		M	6.92	1.6	<2
	SC1	B	6.72	2.1	<2
		S	7.04	1.3	<2
		M	6.97	1.8	2
	SC2	B	6.74	2.3	<2
S		6.94	1.3	<2	
M		6.84	1.8	2	
		B	6.75	2.2	<2

Remark: 1) < = less than

FUGRO TECHNICAL SERVICES LIMITED

Room 723, 726, 7/F, Block B,
Profit Industrial Building
1-15 Kwai Fung Crescent, Kwai Fong
Hong Kong

Tel: (852)-24508238
Fax: (852)-24508032
Email: info@fugro.com.hk

MaterialLab

Report No: 0015/17/ED/0448

TEST REPORT**Results:**

Sampling Date	Sampling Point	Level	Dissolved Oxygen (mg/L)	Turbidity (NTU)	Total Suspended Solids (mg/L)
Sok Kwu Wan (30 April 2019) (10:30)	S1	S	6.85	1.3	2
		M	6.72	1.7	3
		B	6.61	2.1	3
	S2	S	6.90	1.3	3
		M	6.80	1.8	2
		B	6.62	2.1	2
	S3	S	6.82	1.1	2
		B	6.75	1.5	2
	S4	S	6.79	1.3	2
		M	6.67	1.8	3
		B	6.57	2.2	<2
	SC1	S	6.77	1.2	3
		M	6.66	1.6	3
		B	6.59	2.0	6
	SC2	S	6.86	1.2	3
M		6.78	1.6	4	
B		6.69	2.0	3	

Remark: 1) < = less than

FUGRO TECHNICAL SERVICES LIMITED

Room 723 - 726, 7/F Block B
 Profit Industrial Building
 1-15 Kwai Fung Crescent, Kwai Fong
 Hong Kong

Tel: (852) 24568238
 Fax: (852) 24568032
 Email: info@fugro.com.hk



Report No: 0015/17/ED/0459

TEST REPORT

Results:

Sampling Date	Sampling Point	Level	Dissolved Oxygen (mg/L)	Turbidity (NTU)	Total Suspended Solids (mg/L)
Sok Kwu Wan (7 May 2019) (10:30)	S1	S	6.61	1.4	3
		M	6.44	1.9	3
		B	6.39	2.4	3
	S2	S	6.62	1.3	4
		M	6.52	1.8	4
		B	6.43	2.1	6
	S3	S	6.72	1.3	4
		B	6.56	1.6	3
	S4	S	6.63	1.4	4
		M	6.55	2.0	3
		B	6.51	2.4	3
	SC1	S	6.60	1.3	4
		M	6.50	1.7	3
		B	6.41	2.2	3
	SC2	S	6.55	1.3	4
M		6.43	1.7	4	
B		6.38	2.2	3	
Sok Kwu Wan (14 May 2019) (10:30)	S1	S	6.46	1.3	<2
		M	6.34	1.7	<2
		B	6.24	2.0	<2
	S2	S	6.63	1.2	2
		M	6.50	1.7	<2
		B	6.33	2.0	2
	S3	S	6.62	1.2	3
		B	6.58	1.3	<2
	S4	S	6.65	1.3	2
		B	6.43	2.2	2
	SC1	S	6.60	1.3	3
		M	6.52	1.7	3
		B	6.43	2.2	2
	SC2	S	6.59	1.2	3
		M	6.41	1.5	<2
		B	6.29	2.0	<2

Remark: 1) < = less than

FUGRO TECHNICAL SERVICES LIMITED

Room 723 - 726, 7/F, Block B
 Profit Industrial Building,
 1-15 Kwai Fung Crescent, Kwai Fong
 Hong Kong

Tel: (852)-24508238
 Fax: (852)-24508032
 Email: mcl@fugro.com.hk



Report No: 0015/17/ED/0459

TEST REPORT

Results:

Sampling Date	Sampling Point	Level	Dissolved Oxygen (mg/L)	Turbidity (NTU)	Total Suspended Solids (mg/L)
Sok Kwu Wan (21 May 2019) (10:30)	S1	S	6.88	1.3	2
		M	6.73	1.7	3
		B	6.63	2.1	<2
	S2	S	6.91	1.2	2
		M	6.75	1.7	3
		B	6.66	2.2	4
	S3	S	6.84	1.2	<2
		B	6.63	1.4	<2
	S4	S	6.88	1.2	3
		M	6.70	1.6	3
		B	6.56	2.0	2
	SC1	S	6.90	1.1	<2
		M	6.71	1.7	<2
		B	6.54	2.2	3
	SC2	S	6.85	1.4	2
M		6.78	1.9	4	
B		6.66	2.3	3	
Sok Kwu Wan (28 May 2019) (11:30)	S1	S	6.06	1.6	3
		M	6.10	1.4	<2
		B	5.52	4.6	2
	S2	S	6.09	1.6	3
		M	6.14	1.4	<2
		B	5.52	4.6	<2
	S3	S	6.08	1.7	3
		B	6.08	0.8	<2
	S4	S	6.10	1.6	2
		M	6.07	1.0	<2
		B	5.50	6.6	<2
	SC1	S	6.11	1.7	3
		M	6.10	1.2	3
		B	5.30	6.7	3
	SC2	S	6.06	1.6	<2
M		6.13	1.4	3	
B		5.53	4.9	3	

Remark: 1) < = less than



FUGRO TECHNICAL SERVICES LIMITED

Fugro Development Centre,
5 Lok Yi Street, Tai Lam,
Tuen Mun, N.T.,
Hong Kong.

Tel : (852) – 2450 8233
Fax : (852) – 2450 6138
Email : matlab@fugro.com

Report No: 0015/17/ED/0468

TEST REPORT

Results:

Sampling Date	Sampling Point	Level	Dissolved Oxygen (mg/L)	Turbidity (NTU)	Total Suspended Solids (mg/L)
Sok Kwu Wan (4 June 2019) (10:30)	S1	S	6.88	1.6	2
		M	6.69	2.0	2
		B	6.46	2.5	2
	S2	S	6.91	1.5	2
		M	6.64	2.1	2
		B	6.50	2.6	3
	S3	S	6.81	1.4	2
		B	6.52	1.8	2
	S4	S	6.85	1.3	2
		M	6.50	2.0	2
		B	6.35	2.1	2
	SC1	S	6.89	1.5	2
		M	6.75	1.4	<2
		B	6.44	2.0	2
	SC2	S	6.88	1.4	2
M		6.62	1.9	5	
B		6.55	2.4	2	
Sok Kwu Wan (11 June 2019) (10:30)	S1	S	7.05	1.3	3
		M	6.84	1.9	4
		B	6.76	2.2	3
	S2	S	7.01	1.3	3
		M	6.76	1.8	2
		B	6.63	2.1	3
	S3	S	6.87	1.2	2
		B	6.80	1.5	3
	S4	S	6.98	1.3	3
		M	6.74	1.7	3
		B	6.63	2.1	3
	SC1	S	7.07	1.4	4
		M	6.84	2.0	3
		B	6.74	2.4	3
	SC2	S	7.13	1.2	5
M		7.05	1.8	5	
B		6.84	2.3	4	

Remark: 1) < = less than



FUGRO TECHNICAL SERVICES LIMITED

Fugro Development Centre,
5 Lok Yi Street, Tai Lam,
Tuen Mun, N.T.,
Hong Kong.

Tel : (852) – 2450 8233
Fax : (852) – 2450 6138
Email : matlab@fugro.com

Report No: 0015/17/ED/0468

TEST REPORT

Results:

Sampling Date	Sampling Point	Level	Dissolved Oxygen (mg/L)	Turbidity (NTU)	Total Suspended Solids (mg/L)
Sok Kwu Wan (18 June 2019) (10:15)	S1	S	6.74	1.4	3
		M	6.61	2.0	3
		B	6.54	2.4	4
	S2	S	6.91	1.3	3
		M	6.74	1.8	3
		B	6.65	2.2	3
	S3	S	6.85	1.4	2
		B	6.72	1.7	3
	S4	S	6.96	1.3	2
		M	6.88	1.9	2
		B	6.60	2.3	3
	SC1	S	6.91	1.4	3
		M	6.83	1.9	3
		B	6.80	2.4	<2
	SC2	S	6.85	1.3	3
M		6.72	1.7	3	
B		6.65	2.1	3	
Sok Kwu Wan (25 June 2019) (10:25)	S1	S	7.00	1.2	<2
		M	6.85	1.7	<2
		B	6.71	2.2	2
	S2	S	6.96	1.3	<2
		M	6.81	1.9	<2
		B	6.62	2.3	2
	S3	S	6.99	1.3	2
		B	6.93	1.6	<2
	S4	S	7.06	1.2	<2
		M	6.91	1.7	2
		B	6.75	2.2	<2
	SC1	S	6.98	1.2	<2
		M	6.83	1.9	<2
		B	6.76	2.3	<2
	SC2	S	7.05	1.1	2
M		6.87	1.7	2	
		B	6.73	2.1	2

Remark: 1) < = less than



FUGRO TECHNICAL SERVICES LIMITED

Fugro Development Centre,
5 Lok Yi Street, Tai Lam
Tuen Mun, N.T.
Hong Kong

Tel : (852) - 2450 8233
Fax : (852) - 2450 8138
Email : malab@fugro.com

Report No: 0015/17/ED/478

TEST REPORT

Results:

Sampling Date	Sampling Point	Level	Dissolved Oxygen (mg/L)	Turbidity (NTU)	Total Suspended Solids (mg/L)
Sok Kwu Wan (2 July 2019) (10:15)	S1	S	8.46	1.5	6
		M	8.25	1.7	5
		B	7.61	2.2	5
	S2	S	8.86	1.5	5
		M	8.15	1.9	5
		B	7.86	1.4	4
	S3	S	8.74	1.4	6
		B	8.36	1.2	6
	S4	S	7.82	0.9	6
		M	8.02	1.4	5
		B	7.81	1.3	5
	SC1	S	7.62	1.1	5
		M	8.15	1.3	5
		B	7.97	1.2	4
	SC2	S	8.49	1.4	4
M		8.09	1.8	5	
B		7.92	1.9	5	
Sok Kwu Wan (9 July 2019) (10:35)	S1	S	7.73	1.2	4
		M	7.44	1.5	5
		B	7.03	1.8	5
	S2	S	7.71	1.2	4
		M	7.34	1.4	5
		B	6.92	1.8	4
	S3	S	7.62	1.2	4
		B	7.42	1.4	3
	S4	S	7.61	1.3	3
		M	7.42	1.7	3
		B	7.08	2.0	4
	SC1	S	7.52	1.1	2
		M	7.39	1.5	2
		B	6.96	1.9	2
	SC2	S	7.64	1.1	4
M		7.43	1.5	4	
B		7.09	1.9	3	

Remark: 1) < = less than



FUGRO TECHNICAL SERVICES LIMITED

Fugro Development Centre
5 Lok Yi Street, Tai Lam
Tuen Mun, N.T.
Hong Kong

Tel : (852) - 2450 8233
Fax : (852) - 2450 8138
Email : matlab@fugro.com

Report No: 0015/17/ED/478

TEST REPORT

Results:

Sampling Date	Sampling Point	Level	Dissolved Oxygen (mg/L)	Turbidity (NTU)	Total Suspended Solids (mg/L)
Sok Kwu Wan (16 July 2019) (10:24)	S1	S	6.87	1.1	5
		M	6.78	1.5	4
		B	6.75	2.1	4
	S2	S	6.85	0.9	5
		M	6.72	1.4	4
		B	6.61	1.9	4
	S3	S	6.93	1.1	5
		B	6.83	1.5	5
	S4	S	7.11	1.0	3
		M	6.94	1.5	5
		B	6.75	1.9	5
	SC1	S	6.86	0.9	4
M		6.51	1.4	4	
B		6.20	1.8	4	
SC2	S	6.94	1.2	5	
	M	6.84	1.5	4	
	B	6.75	1.9	4	
Sok Kwu Wan (23 July 2019) (10:15)	S1	S	5.90	1.2	4
		M	5.63	1.6	4
		B	5.47	2.0	4
	S2	S	5.62	1.3	4
		M	5.32	1.8	4
	S3	B	5.23	2.2	4
		S	5.50	1.3	3
	S4	B	5.36	1.7	4
		S	6.03	1.2	3
		M	5.77	1.8	4
	SC1	B	5.55	2.2	4
		S	5.73	1.3	4
M		5.43	1.6	4	
SC2	B	5.28	2.1	4	
	S	5.80	1.1	4	
	M	5.54	1.5	4	
		B	5.29	1.8	4

Remark. 1) < = less than

**FUGRO TECHNICAL SERVICES LIMITED**Fugro Development Centre
5 Lok Yi Street, Tai Lan,
Tuen Mun, N.T.
Hong KongTel: (852) - 2450 8233
Fax: (852) - 2450 6136
Email: mallab@fugro.com

Report No 0015/17/ED/478

TEST REPORT**Results:**

Sampling Date	Sampling Point	Level	Dissolved Oxygen (mg/L)	Turbidity (NTU)	Total Suspended Solids (mg/L)
Sok Kwu Wan (30 July 2019) (11:00)	S1	S	6.41	1.1	3
		M	6.29	1.6	3
		B	6.06	2.2	4
	S2	S	6.44	0.8	3
		M	6.18	1.2	3
		B	5.93	1.5	4
	S3	S	6.38	1.1	4
		B	6.16	1.4	4
	S4	S	6.40	1.2	4
		M	6.16	1.5	4
		B	5.93	1.9	3
	SC1	S	6.33	1.1	4
		M	6.12	1.6	3
		B	5.87	1.9	3
	SC2	S	6.31	0.9	3
M		6.14	1.3	4	
B		6.03	1.8	4	

Remark: 1) < = less than



FUGRO TECHNICAL SERVICES LIMITED

Fugro Development Centre,
5 Lok Yi Street, Tai Lam,
Tuen Mun, N.T.,
Hong Kong.

Tel : (852) - 2450 8233
Fax : (852) - 2450 6138
Email : mtlab@fugro.com

Report No: 0015/17/ED/491

TEST REPORT

Results:

Sampling Date	Sampling Point	Level	Dissolved Oxygen (mg/L)	Turbidity (NTU)	Total Suspended Solids (mg/L)
Sok Kwu Wan (6 August 2019) (11:00)	S1	S	7.01	1.1	<2
		M	6.77	1.5	2
		B	6.51	1.3	<2
	S2	S	6.94	1.2	5
		M	6.56	1.6	4
		B	6.33	1.6	3
	S3	S	6.73	1.1	4
		B	6.55	1.3	4
	S4	S	6.83	0.9	3
		M	6.55	1.3	4
	SC1	B	6.33	1.4	5
		S	6.78	1.0	2
		M	6.44	1.3	3
	SC2	B	6.22	1.4	3
		S	6.94	0.9	<2
M		6.73	1.3	<2	
Sok Kwu Wan (13 August 2019) (09:50)	S1	B	6.32	1.1	3
		S	7.31	1.2	6
		M	7.04	1.4	5
	S2	B	6.83	1.2	7
		S	7.23	1.2	5
		M	6.98	1.5	5
	S3	B	6.63	1.3	5
		S	7.33	1.0	6
	S4	B	7.09	1.2	6
		S	7.26	1.1	5
		M	6.92	1.3	5
	SC1	B	6.61	1.3	5
		S	7.12	1.1	5
		M	6.85	1.3	8
	SC2	B	6.44	1.1	5
S		7.28	1.0	5	
M		6.82	1.2	5	
		B	6.62	1.2	5

Remark: 1) < = less than



FUGRO TECHNICAL SERVICES LIMITED

Fugro Development Centre
5 Lok Yi Street, Tai Lam
Tuen Mun, N.T.
Hong Kong.

Tel : (852) – 2450 6233
Fax : (852) – 2450 6138
Email : matlab@fugro.com

Report No: 0015/17/ED/491

TEST REPORT

Results:

Sampling Date	Sampling Point	Level	Dissolved Oxygen (mg/L)	Turbidity (NTU)	Total Suspended Solids (mg/L)
Sok Kwu Wan (20 August 2019) (09:10)	S1	S	6.94	1.0	3
		M	6.81	1.3	4
		B	6.68	1.4	4
	S2	S	6.94	1.2	3
		M	6.72	1.4	4
		B	6.42	1.2	4
	S3	S	6.96	1.2	4
		B	6.71	1.4	3
	S4	S	6.64	1.1	3
		M	6.52	1.3	3
		B	6.38	1.3	5
	SC1	S	6.84	1.2	4
		M	6.68	1.4	5
		B	6.46	1.5	3
	SC2	S	6.92	1.1	5
M		6.82	1.3	4	
B		6.71	1.3	4	
Sok Kwu Wan (27 August 2019) (11:00)	S1	S	6.30	1.1	6
		M	5.99	1.3	7
		B	5.54	1.2	5
	S2	S	6.56	1.2	4
		M	6.25	1.5	4
		B	5.96	1.3	4
	S3	S	6.42	1.1	7
		B	6.13	1.2	5
	S4	S	6.27	0.9	4
		M	5.83	1.3	5
		B	5.56	1.3	5
	SC1	S	6.13	1.1	4
		M	5.73	1.4	4
		B	5.32	1.2	5
	SC2	S	6.39	0.9	4
M		6.08	1.3	4	
B		5.71	1.3	5	

Remark 1) < = less than



FUGRO TECHNICAL SERVICES LIMITED

Fugro Development Centre
5 Lok Yi Street, Tai Lam
Tuen Mun, N.T.
Hong Kong.

Tel: (852) - 2450 8233
Fax: (852) - 2450 6138
Email: mailab@fugro.com

Report No: 0015/17/ED/496

TEST REPORT

Results:

Sampling Date	Sampling Point	Level	Dissolved Oxygen (mg/L)	Turbidity (NTU)	Total Suspended Solids (mg/L)
Sok Kwu Wan (3 September 2019) (10:30)	S1	S	6.08	1.1	7
		M	5.80	1.4	9
		B	5.26	1.8	7
	S2	S	5.94	1.0	6
		M	5.63	1.5	7
		B	5.29	1.9	6
	S3	S	6.11	1.2	7
		B	5.95	1.4	7
	S4	S	5.92	1.2	7
		M	5.54	1.6	7
		B	5.26	1.9	7
	SC1	S	5.85	1.3	6
		M	5.43	1.6	7
		B	5.13	2.0	7
	SC2	S	5.85	1.2	6
M		5.42	1.5	6	
B		5.08	1.7	7	
Sok Kwu Wan (10 September 2019) (11:00)	S1	S	6.65	1.3	3
		M	6.32	1.6	3
		B	5.94	1.8	3
	S2	S	6.49	1.1	3
		M	6.03	1.5	3
		B	5.75	1.8	3
	S3	S	6.57	1.2	3
		B	6.33	1.4	4
	S4	S	6.52	1.2	3
		M	6.15	1.6	3
		B	5.85	1.8	4
	SC1	S	6.51	1.1	3
		M	6.13	1.6	2
		B	5.87	1.7	3
	SC2	S	6.59	1.2	3
M		6.22	1.6	3	
B		6.04	1.6	3	

Remark: 1) < = less than



FUGRO TECHNICAL SERVICES LIMITED

Fugro Development Centre,
5 Lok Yi Street, Tai Lam
Tuen Mun, N.T.,
Hong Kong

Tel: (852) - 2450 8233
Fax: (852) - 2450 6138
Email: matlab@fugro.com

Report No: 0015/17/ED/496

TEST REPORT

Results:

Sampling Date	Sampling Point	Level	Dissolved Oxygen (mg/L)	Turbidity (NTU)	Total Suspended Solids (mg/L)
Sok Kwu Wan (17 September 2019) (10:41)	S1	S	5.90	1.1	4
		M	5.63	1.4	3
		B	5.15	1.7	3
	S2	S	5.92	1.3	3
		M	5.52	1.6	7
		B	5.26	1.9	7
	S3	S	5.78	1.2	3
		B	5.51	1.5	5
	S4	S	5.92	1.2	4
		M	5.62	1.5	5
		B	5.26	1.8	3
	SC1	S	5.88	1.2	5
		M	5.57	1.5	4
		B	5.17	1.9	3
	SC2	S	5.85	1.2	3
M		5.54	1.4	4	
B		5.22	1.8	3	
Sok Kwu Wan (24 September 2019) (10:30)	S1	S	7.65	1.1	5
		M	7.04	1.3	5
		B	6.75	1.6	5
	S2	S	7.77	1.2	5
		M	7.23	1.5	5
	S3	B	6.94	1.4	5
		S	7.63	1.1	4
	S4	B	7.33	1.4	4
		S	7.73	1.1	5
		M	7.13	1.3	5
	SC1	B	6.73	1.6	4
		S	7.71	1.2	5
		M	7.18	1.5	5
	SC2	B	6.57	1.6	5
		S	7.42	1.0	6
M		7.19	1.4	5	
		B	6.88	1.5	6

Remark: 1) < = less than



FUGRO TECHNICAL SERVICES LIMITED

Fugro Development Centre
5 Lok Y Street, Tai Lam,
Tuen Mun, N.T.
Hong Kong

Tel (852) - 2450 8233
Fax (852) - 2450 6138
Email malab@fugro.com

Report No: 0015/17/ED/499

TEST REPORT

Results:

Sampling Date	Sampling Point	Level	Dissolved Oxygen (mg/L)	Turbidity (NTU)	Total Suspended Solids (mg/L)
Sok Kwu Wan (2 October 2019) (10:25) Flood Tide	S1	S	6.91	1.1	6
		M	6.43	1.5	5
		B	6.22	1.7	5
	S2	S	6.97	1.2	6
		M	6.44	1.5	5
		B	6.32	1.6	5
	S3	S	6.82	1.2	5
		B	6.63	1.5	5
	S4	S	6.73	1.1	5
		M	6.53	1.3	6
		B	6.23	1.5	6
	SC1	S	6.77	1.2	5
		M	6.52	1.5	5
		B	6.35	1.8	5
	SC2	S	6.85	1.2	5
M		6.56	1.6	5	
B		6.32	1.8	5	
Sok Kwu Wan (9 October 2019) (10:45) Ebb Tide	S1	S	7.82	1.0	4
		M	7.53	1.3	4
		B	7.14	1.4	3
	S2	S	7.95	1.1	3
		M	7.63	1.4	3
		B	7.12	1.3	3
	S3	S	7.65	1.1	3
		B	7.47	1.4	3
	S4	S	7.48	1.2	6
		M	7.19	1.4	2
		B	6.83	1.7	3
	SC1	S	7.73	1.3	3
		M	7.42	1.4	3
		B	6.86	1.6	3
	SC2	S	7.63	0.9	3
M		7.35	1.3	3	
B		7.01	1.5	3	

Remark: 1) < = less than



FUGRO TECHNICAL SERVICES LIMITED

Fugro Development Centre,
5 Lok Yi Street, Tai Lam
Tuen Mun, N.T.,
Hong Kong

Tel: (852) - 2450 8233
Fax: (852) - 2450 8138
Email: matlab@fugro.com

Report No: 0015/17/ED/499

TEST REPORT

Results:

Sampling Date	Sampling Point	Level	Dissolved Oxygen (mg/L)	Turbidity (NTU)	Total Suspended Solids (mg/L)
Sok Kwu Wan (16 October 2019) (10:37) Flood Tide	S1	S	6.83	1.8	4
		M	6.53	2.3	4
		B	6.13	2.6	4
	S2	S	6.96	1.4	4
		M	6.51	1.6	4
		B	6.20	2.5	4
	S3	S	6.71	1.3	4
		B	6.55	1.6	5
	S4	S	6.63	1.5	4
		M	6.42	1.9	4
		B	6.13	2.2	4
	SC1	S	6.69	1.9	5
		M	6.57	2.4	5
		B	6.24	2.2	8
	SC2	S	6.74	1.5	6
M		6.43	1.9	9	
B		6.21	2.4	4	
Sok Kwu Wan (23 October 2019) (10:00) Ebb Tide	S1	S	6.21	1.6	3
		M	5.86	2.1	3
		B	5.74	2.5	4
	S2	S	6.28	1.5	3
		M	5.95	1.8	4
		B	5.69	2.4	3
	S3	S	6.31	1.5	10
		B	5.88	2.0	11
	S4	S	6.13	1.5	4
		M	5.85	1.8	5
		B	5.53	2.0	4
	SC1	S	6.22	1.4	5
		M	5.94	1.8	4
		B	5.73	2.2	4
	SC2	S	6.15	1.4	4
M		5.85	1.9	5	
B		5.68	2.4	4	

Remark: 1) < = less than

**FUGRO TECHNICAL SERVICES LIMITED**Fugro Development Centre,
5 Lok Y. Street Tai Lam
Tuen Mun, N.T.
Hong KongTel: (852) - 2450 8233
Fax: (852) - 2450 8138
Email: matlab@fugro.com

Report No: 0015/17/ED/499

TEST REPORT**Results:**

Sampling Date	Sampling Point	Level	Dissolved Oxygen (mg/L)	Turbidity (NTU)	Total Suspended Solids (mg/L)
Sok Kwu Wan (30 October 2019) (10:25) Flood Tide	S1	S	6.72	1.3	4
		M	6.39	1.9	4
		B	6.27	2.4	4
	S2	S	6.81	1.6	3
		M	6.43	1.9	4
		B	6.28	2.3	4
	S3	S	6.74	1.4	6
		B	6.41	1.8	6
	S4	S	6.88	1.3	3
		M	6.63	1.8	3
		B	6.22	2.2	4
	SC1	S	6.77	1.5	5
		M	6.55	2.0	5
		B	6.19	2.5	4
	SC2	S	6.85	1.4	3
M		6.46	1.8	4	
B		6.28	1.7	4	

Remark: 1) < = less than



FUGRO TECHNICAL SERVICES LIMITED

Fugro Development Centre
5 Lok Yi Street, Tai Lam
Tuen Mun, N.T.,
Hong Kong

Tel : (852) - 2450 8233
Fax : (852) - 2450 6138
Email : matlah@fugro.com

Report No: 0015/17/ED/507

TEST REPORT

Results:

Sampling Date	Sampling Point	Level	Dissolved Oxygen (mg/L)	Turbidity (NTU)	Total Suspended Solids (mg/L)
Sok Kwu Wan (5 November 2019) (10:24) Flood Tide	S1	S	6.38	1.1	5
		M	6.12	1.3	3
		B	5.80	2.2	4
	S2	S	6.26	1.7	5
		M	5.98	1.6	7
		B	5.74	2.1	4
	S3	S	6.23	1.0	5
		B	6.09	1.2	5
	S4	S	6.58	1.3	7
		M	6.28	1.7	5
	SC1	B	6.07	2.4	5
		S	6.43	1.2	5
		M	6.19	1.6	5
	SC2	B	5.95	2.0	4
		S	6.23	0.9	5
M		6.06	1.4	5	
Sok Kwu Wan (13 November 2019) (10:20) Ebb Tide	S1	B	5.87	2.2	5
		S	6.75	1.3	6
		M	6.46	1.9	3
	S2	B	6.29	2.3	4
		S	6.68	1.4	5
		M	6.42	1.9	5
	S3	B	6.12	2.4	6
		S	6.51	1.4	6
	S4	B	6.38	1.8	4
		S	6.61	1.2	4
		M	6.42	1.5	4
	SC1	B	6.17	2.0	5
		S	6.74	1.4	4
		M	6.50	2.0	3
	SC2	B	6.24	2.5	4
S		6.54	1.2	4	
M		6.37	1.7	5	
		B	6.11	2.2	4

Remark 1) < = less than



FUGRO TECHNICAL SERVICES LIMITED

Fugro Development Centre
5 Lok Yi Street, Tai Lam,
Tuen Mun, N.T.,
Hong Kong

Tel : (852) - 2450 8233
Fax : (852) - 2450 8138
Email : mallab@fugro.com

Report No. 0015/17/ED/507

TEST REPORT

Results:

Sampling Date	Sampling Point	Level	Dissolved Oxygen (mg/L)	Turbidity (NTU)	Total Suspended Solids (mg/L)
Sok Kwu Wan (20 November 2019) (08:32) Ebb Tide	S1	S	6.65	0.9	5
		M	6.69	1.0	5
		B	6.83	1.2	4
	S2	S	6.64	1.2	5
		M	6.49	0.8	4
		B	6.74	1.3	3
	S3	S	6.90	1.2	6
		B	6.60	1.0	4
	S4	S	6.39	0.9	4
		M	6.57	1.0	4
		B	6.75	1.2	5
	SC1	S	7.04	1.0	4
		M	6.76	1.1	4
		B	6.87	1.1	4
	SC2	S	6.61	1.3	5
M		6.80	1.1	5	
B		6.77	1.4	4	
Sok Kwu Wan (27 November 2019) (10:15) Ebb Tide	S1	S	6.19	1.6	6
		M	6.15	1.7	4
		B	6.05	1.9	4
	S2	S	6.20	1.6	5
		M	6.11	1.7	4
		B	5.99	2.0	4
	S3	S	6.20	1.5	5
		B	6.08	1.7	5
	S4	S	6.27	1.6	8
		M	6.15	1.6	5
		B	5.96	2.0	4
	SC1	S	6.27	1.6	11
		M	6.08	1.8	4
		B	5.86	2.0	4
	SC2	S	6.23	1.5	5
M		6.22	1.8	5	
B		6.05	2.0	4	

Remark: 1) < = less than



FUGRO TECHNICAL SERVICES LIMITED

Fugro Development Centre,
5 Lok Yi Street, Tai Lam,
Tuen Mun, N.T.,
Hong Kong.

Tel : (852) - 2450 8233
Fax : (852) - 2450 6138
Email : mallab@fugro.com

Report No: 0015/17/ED/514

TEST REPORT

Results:

Sampling Date	Sampling Point	Level	Dissolved Oxygen (mg/L)	Turbidity (NTU)	Total Suspended Solids (mg/L)
Sok Kwu Wan (4 December 2019) (10:32) Flood Tide	S1	S	7.04	2.3	8
		M	6.84	2.3	5
		B	6.78	2.4	8
	S2	S	6.76	2.4	9
		M	6.70	2.5	9
		B	6.61	3.2	6
	S3	S	6.27	2.1	7
		B	6.18	2.2	7
	S4	S	6.77	2.2	7
		M	6.42	2.1	5
		B	5.95	2.4	5
	SC1	S	6.21	2.1	10
		M	5.95	2.5	8
		B	5.70	2.3	6
	SC2	S	6.79	3.2	6
M		6.64	2.9	7	
B		6.67	3.2	6	
Sok Kwu Wan (11 December 2019) (10:43) Ebb Tide	S1	S	6.52	1.4	4
		M	6.13	1.7	4
		B	5.85	2.1	5
	S2	S	6.56	1.2	4
		M	6.20	2.0	3
		B	5.89	2.5	2
	S3	S	6.43	1.4	7
		B	5.93	1.8	4
	S4	S	6.22	1.3	6
		M	5.92	1.7	4
		B	5.64	2.2	5
	SC1	S	6.38	1.1	5
		M	6.04	1.6	4
		B	5.76	2.3	5
	SC2	S	6.66	1.3	4
M		6.33	1.8	5	
B		6.09	2.3	4	

Remark: *) < = less than



FUGRO TECHNICAL SERVICES LIMITED

Fugro Development Centre,
5 Lok Yi Street, Tai Lam,
Tuen Mun, N.T.,
Hong Kong.

Tel : (852) - 2450 8233
Fax : (852) - 2450 6138
Email : matlab@fugro.com

Report No: 0015/17/ED/514

TEST REPORT

Results:

Sampling Date	Sampling Point	Level	Dissolved Oxygen (mg/L)	Turbidity (NTU)	Total Suspended Solids (mg/L)
Sok Kwu Wan (20 December 2019) (09:02) Ebb Tide	S1	S	7.09	2.3	4
		M	6.87	2.5	3
		B	6.67	2.4	2
	S2	S	6.73	2.5	3
		M	6.69	2.5	3
		B	6.58	3.3	3
	S3	S	6.29	2.0	<2
		B	6.70	2.2	3
	S4	S	6.81	2.1	2
		M	6.34	2.1	3
		B	5.98	2.5	3
	SC1	S	6.25	1.8	3
		M	5.94	2.4	5
		B	5.71	2.4	3
	SC2	S	6.85	2.8	4
M		6.66	3.1	3	
B		6.75	3.2	2	
Sok Kwu Wan (24 December 2019) (09:00) Ebb Tide	S1	S	6.13	1.3	8
		M	5.83	1.9	4
		B	5.55	2.5	8
	S2	S	6.20	1.2	6
		M	5.93	1.8	5
		B	5.80	2.4	6
	S3	S	6.35	1.0	5
		B	6.16	1.3	10
	S4	S	6.23	1.2	7
		M	5.91	1.7	6
		B	5.72	2.4	8
	SC1	S	6.15	1.3	6
		M	5.82	1.9	4
		B	5.65	2.5	4
	SC2	S	6.28	1.1	4
M		5.95	1.6	5	
B		5.72	2.5	4	

Remark: 1) < = less than



FUGRO TECHNICAL SERVICES LIMITED

Fugro Development Centre,
5 Lok Yi Street, Tai Lam,
Tuen Mun, N.T.,
Hong Kong.

Tel : (852) – 2450 8233
Fax : (852) – 2450 6138
Email : matlab@fugro.com

Report No: 0015/17/ED/514

TEST REPORT

Results:

Sampling Date	Sampling Point	Level	Dissolved Oxygen (mg/L)	Turbidity (NTU)	Total Suspended Solids (mg/L)
Sok Kwu Wan (31 December 2019) (10:14) Flood Tide	S1	S	6.83	0.7	4
		M	6.52	1.3	2
		B	6.15	1.8	4
	S2	S	6.75	1.0	2
		M	6.56	1.4	3
		B	6.09	1.9	6
	S3	S	6.57	1.1	5
		B	6.24	1.5	3
	S4	S	6.34	1.2	3
		M	5.97	1.8	4
		B	5.21	2.4	12
	SC1	S	6.12	1.3	6
		M	5.86	2.0	6
		B	5.59	2.5	5
	SC2	S	6.75	0.8	5
M		6.32	1.4	4	
B		6.03	1.9	5	

Remark: 1) < = less than



FUGRO TECHNICAL SERVICES LIMITED

Fugro Development Centre,
5 Lok Yi Street, Tai Lam,
Tuen Mun, N.T.,
Hong Kong

Tel : (852) – 2450 8233
Fax : (852) – 2450 6138
Email : mallab@fugro.com

Report No: 0015/17/ED/526

TEST REPORT

Results:

Sampling Date	Sampling Point	Level	Dissolved Oxygen (mg/L)	Turbidity (NTU)	Total Suspended Solids (mg/L)
Sok Kwu Wan (7 January 2020) (09:40) Ebb Tide	S1	S	6.77	1.2	5
		M	6.48	1.4	<2
		B	6.32	1.1	4
	S2	S	6.77	1.1	7
		M	6.41	1.4	4
		B	6.23	1.3	5
	S3	S	6.73	1.1	4
		B	6.63	1.3	3
	S4	S	6.78	1.0	4
		M	6.43	1.3	6
	SC1	B	6.23	1.5	4
		S	6.80	1.1	3
		M	6.63	1.4	4
	SC2	B	6.11	1.6	3
		S	6.85	1.0	4
M		6.53	1.3	4	
Sok Kwu Wan (15 January 2020) (10:58) Flood Tide	S1	B	6.24	1.2	3
		S	7.71	1.1	4
		M	7.69	1.1	4
	S2	B	7.65	1.2	4
		S	7.68	1.2	4
		M	7.46	1.4	3
	S3	B	7.51	1.1	3
		S	7.70	1.5	4
		B	7.67	1.4	3
	S4	S	7.68	1.2	6
		M	7.65	1.1	4
		B	7.56	1.2	5
	SC1	S	7.66	1.1	4
		M	7.59	1.2	4
		B	7.57	1.2	4
SC2	S	7.71	1.4	3	
	M	7.51	1.1	4	
	B	7.49	1.1	4	

Remark: 1) < = less than



FUGRO TECHNICAL SERVICES LIMITED

Fugro Development Centre,
5 Lok Yi Street, Tai Lam,
Tuen Mun, N.T.,
Hong Kong

Tel : (852) - 2450 8233
Fax : (852) - 2450 6138
Email : matlab@fugro.com

Report No: 0015/17/ED/526

TEST REPORT

Results:

Sampling Date	Sampling Point	Level	Dissolved Oxygen (mg/L)	Turbidity (NTU)	Total Suspended Solids (mg/L)
Sok Kwu Wan (21 January 2020) (09:30) Ebb Tide	S1	S	6.74	0.9	4
		M	6.53	1.1	4
		B	6.41	1.0	6
	S2	S	6.84	1.1	5
		M	6.45	1.4	4
		B	6.24	1.2	5
	S3	S	7.06	0.9	6
		B	6.94	1.1	4
	S4	S	6.90	1.1	5
		M	6.65	1.3	5
		B	6.46	1.3	4
	SC1	S	6.82	1.1	5
		M	6.54	1.2	5
		B	6.23	1.4	4
	SC2	S	6.88	0.9	4
M		6.72	1.3	4	
B		6.52	1.5	6	
Sok Kwu Wan (29 January 2020) (11:00) Flood Tide	S1	S	6.61	1.1	2
		M	6.33	1.3	3
		B	6.12	1.4	2
	S2	S	6.56	1.0	3
		M	6.22	1.3	2
		B	6.09	1.2	3
	S3	S	6.51	1.0	3
		B	6.33	1.2	2
	S4	S	6.65	1.0	3
		M	6.31	1.1	3
		B	6.20	1.2	3
	SC1	S	6.58	1.1	3
		M	6.33	1.3	3
		B	5.98	1.5	2
	SC2	S	6.54	1.1	3
M		6.24	1.4	4	
B		6.03	1.3	3	

Remark: 1) < = less than



FUGRO TECHNICAL SERVICES LIMITED

Fugro Development Centre,
6 Lok Yi Street, Tai Lam,
Tuen Mun, N.T.
Hong Kong

Tel : (852) – 2450 8233
Fax : (852) – 2450 8138
Email : mallab@fugro.com

Report No: 0015/17/ED/534

TEST REPORT

Results:

Sampling Date	Sampling Point	Level	Dissolved Oxygen (mg/L)	Turbidity (NTU)	Total Suspended Solids (mg/L)
Sok Kwu Wan (5 February 2020) (10:49) Flood Tide	S1	S	7.78	1.4	4
		M	7.67	1.8	4
		B	7.59	2.0	5
	S2	S	7.69	1.1	4
		M	7.57	1.3	4
		B	7.49	1.4	4
	S3	S	7.68	0.9	4
		B	7.59	1.0	5
	S4	S	7.65	0.9	3
		M	7.60	1.1	4
	SC1	B	7.52	1.9	4
		S	7.97	0.7	3
		M	7.81	1.1	3
	SC2	B	7.70	1.2	4
		S	7.78	0.6	4
M		7.57	1.1	5	
Sok Kwu Wan (12 February 2020) (09:30) Flood Tide	S1	B	7.45	1.2	4
		S	6.71	1.1	3
		M	6.51	1.3	2
	S2	B	6.29	1.4	4
		S	6.65	1.1	2
		M	6.49	1.3	3
	S3	B	6.23	1.4	3
		S	6.76	1.0	3
	S4	B	6.63	1.1	3
		S	6.79	1.2	4
		M	6.52	1.4	3
	SC1	B	6.34	1.6	3
		S	6.77	1.1	4
		M	6.54	1.4	3
	SC2	B	6.25	1.3	2
S		6.75	1.0	4	
M		6.55	1.3	3	
		B	6.34	1.3	3

Remark: 1) < = less than



FUGRO TECHNICAL SERVICES LIMITED

Fugro Development Centre,
5 Lok Yi Street, Tai Lam,
Tuen Mun, N.T.,
Hong Kong

Tel : (852) - 2450 8233
Fax : (852) - 2450 8138
Email : matlab@fugro.com

Report No: 0015/17/ED/534

TEST REPORT

Results:

Sampling Date	Sampling Point	Level	Dissolved Oxygen (mg/L)	Turbidity (NTU)	Total Suspended Solids (mg/L)
Sok Kwu Wan (19 February 2020) (11:15) Flood Tide	S1	S	7.31	1.4	3
		M	7.27	1.6	3
		B	7.20	2.1	3
	S2	S	7.00	1.3	3
		M	6.88	1.5	10
		B	6.87	1.7	12
	S3	S	7.22	1.9	13
		B	7.22	2.1	3
	S4	S	7.12	1.1	4
		M	7.09	1.1	4
		B	7.04	1.3	3
	SC1	S	7.38	1.4	3
M		7.35	1.6	3	
B		7.29	1.7	4	
SC2	S	7.19	1.8	3	
	M	7.08	1.9	3	
	B	7.05	2.0	3	
Sok Kwu Wan (26 February 2020) (10:00) Flood Tide	S1	S	7.14	0.9	3
		M	6.93	1.3	3
		B	6.62	1.3	4
	S2	S	7.15	0.9	3
		M	6.85	1.3	3
		B	6.55	1.5	3
	S3	S	7.22	1.1	4
		B	7.01	1.3	3
	S4	S	7.07	1.0	3
		M	6.74	1.3	3
		B	6.53	1.4	4
	SC1	S	7.13	1.1	5
M		6.84	1.3	5	
B		6.52	1.5	4	
SC2	S	7.05	0.9	3	
	M	6.85	1.2	3	
	B	6.65	1.4	4	

Remark: 1) < = less than



FUGRO TECHNICAL SERVICES LIMITED

Fugro Development Centre,
5 Lok Yi Street, Tai Lam,
Tuen Mun, N.T.,
Hong Kong.

Tel : (852) – 2450 8233
Fax : (852) – 2450 8138
Email : matlab@fugro.com

Report No: 0015/17/ED/539

TEST REPORT

Results:

Sampling Date	Sampling Point	Level	Dissolved Oxygen (mg/L)	Turbidity (NTU)	Total Suspended Solids (mg/L)
Sok Kwu Wan (4 March 2020) (09:30) Flood Tide	S1	S	7.13	0.9	4
		M	6.95	1.1	4
		B	6.74	1.3	3
	S2	S	7.02	1.2	3
		M	6.72	1.3	3
		B	6.54	1.5	3
	S3	S	6.93	1.1	4
		B	6.72	1.2	4
	S4	S	6.88	1.1	2
		M	6.54	1.2	3
	SC1	B	6.32	1.3	3
		S	6.98	1.0	11
		M	6.73	1.2	6
	SC2	B	6.31	1.5	5
		S	7.09	0.9	4
M		6.83	1.1	4	
Sok Kwu Wan (11 March 2020) (10:30) Ebb Tide	S1	B	6.72	1.3	4
		S	6.90	0.9	3
		M	6.68	1.1	4
	S2	B	6.35	1.2	4
		S	6.72	1.1	4
		M	6.54	1.2	4
	S3	B	6.23	1.4	4
		S	6.98	0.9	4
		B	6.73	1.1	4
	S4	S	6.86	1.0	4
		M	6.68	1.2	6
		B	6.42	1.4	4
	SC1	S	6.72	1.1	5
		M	6.52	1.3	4
		B	6.38	1.5	4
SC2	S	6.85	0.9	5	
	M	6.65	1.2	4	
	B	6.42	1.2	5	

Remark: 1) < = less than



FUGRO TECHNICAL SERVICES LIMITED

Fugro Development Centre,
5 Lok Yi Street, Tai Lam,
Tuen Mun, N.T.,
Hong Kong.

Tel : (852) – 2450 8233
Fax : (852) – 2450 8138
Email : matlab@fugro.com

Report No: 0015/17/ED/539

TEST REPORT

Results:

Sampling Date	Sampling Point	Level	Dissolved Oxygen (mg/L)	Turbidity (NTU)	Total Suspended Solids (mg/L)
Sok Kwu Wan (18 March 2020) (09:45) Flood Tide	S1	S	6.99	1.1	2
		M	6.72	1.2	4
		B	6.44	1.4	4
	S2	S	6.86	1.0	4
		M	6.55	1.1	4
		B	6.55	1.3	5
	S3	S	6.86	1.0	4
		B	6.66	1.0	4
	S4	S	6.74	1.1	5
		M	6.43	1.3	4
		B	6.33	1.6	3
	SC1	S	6.90	1.2	4
		M	6.59	1.3	3
		B	6.33	1.3	3
	SC2	S	6.84	0.9	6
M		6.64	1.2	5	
B		6.42	1.3	5	
Sok Kwu Wan (25 March 2020) (09:20) Flood Tide	S1	S	6.98	1.1	5
		M	6.72	1.3	<2
		B	6.63	1.3	4
	S2	S	7.03	0.9	<2
		M	6.83	1.0	<2
		B	6.62	1.2	2
	S3	S	6.85	1.1	2
		B	6.63	1.2	<2
	S4	S	6.75	1.0	2
		M	6.53	1.3	2
		B	6.32	1.3	<2
	SC1	S	6.69	1.2	4
		M	6.55	1.4	4
		B	6.31	1.5	3
	SC2	S	6.88	0.9	3
M		6.75	1.2	3	
B		6.53	1.1	2	

Remark: 1) < = less than