

Civil Engineering and Development Department
Land Works Division
2/F, Civil Engineering and Development Building
101 Princess Margaret Road
Homantin, Kowloon

Demolition of Buildings and Structures in the Proposed Kennedy Town Comprehensive Development Area Site

Environmental Permit No.

EP-136/2002/C

Final EM&A Summary

(Phase 1 Part 1) Rev C

Report No.: 203204/EM&A/23/C

January 2010

Mott MacDonald Hong Kong Limited
7/F, West Wing Office Building
New World Centre
20 Salisbury Road
Tsim Sha Tsui, Kowloon
Hong Kong

Tel: 2828 5757

Fax: 2827 1823

This document has been prepared for the titled project or named part thereof and should not be relied upon or used for any other project without an independent check being carried out as to its suitability and prior written authority of Mott MacDonald Hong Kong Limited ("Mott MacDonald") being obtained. Mott MacDonald accepts no responsibility or liability for the consequence of this document being used for a purpose other than the purposes for which it was commissioned. Any person using or relying on the document for such other purpose agrees, and will by such use or reliance be taken to confirm his agreement to indemnify Mott MacDonald for all loss or damage resulting therefrom. Mott MacDonald accepts no responsibility or liability for this document to any party other than the person by whom it was commissioned.

To the extent that this report is based on information supplied by other parties, Mott MacDonald accepts no liability for any loss or damage suffered by the client, whether contractual or tortious, stemming from any conclusions based on data supplied by parties other than Mott MacDonald and used by Mott MacDonald in preparing this report.

Pursuant to Condition 1.10, 2.3 and 3.5 of the Environmental Permit


EP-136/2002/C

This Final EM&A Summary for Phase 1 Part 1

has been reviewed, certified and verified by

the following EM&A members

Certified by:




Joseph Chan
Environmental Team (ET) Leader
Mott MacDonald Hong Kong Limited

Date

12 January 2010

Verified by:



Antony Wong
Independent Environmental Checker (IEC)
Hyder Consulting Limited

Date

12 January 2010

List of Contents		Page
EXECUTIVE SUMMARY		IV
1.	INTRODUCTION	1-1
1.1	Background to the Project.....	1-1
1.2	Coverage of this EM&A Summary.....	1-1
1.3	Project Management Organisation.....	1-2
1.4	Project Program.....	1-2
1.5	Works Undertaken during the Reporting Period.....	1-2
2.	EM&A REQUIREMENTS	2-1
2.1	Summary of EM&A Requirements.....	2-1
2.2	Environmental Quality Performance Limits.....	2-1
2.3	Event Action Plan.....	2-1
2.4	Implementation of Environmental Mitigation Measures.....	2-2
3.	MONITORING RESULTS	3-1
3.1	Impact Monitoring Schedule.....	3-1
3.2	Monitoring Methodology.....	3-1
3.3	Monitoring Equipment.....	3-5
3.4	Equipment Calibration.....	3-5
3.5	Results of Impact Monitoring.....	3-6
4.	PROJECT ENVIRONMENTAL STATUS	4-1
4.1	Environmental Meetings.....	4-1
4.2	Status of Environmental Submissions, Permits and Licenses.....	4-1
4.3	Waste Management Status.....	4-2
4.4	Review of Environmental Monitoring Procedures.....	4-2
4.5	Implementation Status of Environmental Mitigation Measures.....	4-3
5.	AUDIT FINDINGS	5-1
5.1	Site Environmental Audit.....	5-1
5.2	Condition of Identified Surface Cracks.....	5-1
5.3	Site Effluent Discharge/WPCO Effluent Discharge.....	5-1
6.	ENVIRONMENTAL COMPLAINTS AND NON-COMPLIANCE	6-1
6.1	Summary of Environmental Complaints, Notifications of Summons and Successful Prosecutions.....	6-1
6.2	Environmental Enquires.....	6-1
6.3	Environmental Events.....	6-1

6.4	Environmental Exceedance/ Non-compliance	6-1
7.	CONCLUSION AND RECOMMENDATION	7-1
7.1	Conclusions	7-1
7.2	Recommendations	7-1

List of Appendices

Appendix A	Environmental Quality Performance Limits
Appendix B	Event and Action Plans
Appendix C	Environmental Site Inspection Observations and Event Contingency Plan for Environmental Complaints
Appendix D	Air Quality Monitoring Results and Graphical Presentation
Appendix E	Airborne Fibre Monitoring Results
Appendix F	Noise Monitoring Results and Graphical Presentation
Appendix G	Final Record Records for the Repairing of Deteriorated Cracks on Existing Concrete Ground Slab
Appendix H	Works Programme
Appendix I	Summary Table of Environmental Complaints Received during Phase 1 Part 1 of the Project

List of Tables

Table 2-1	Summary of Impact EM&A Requirements.....	2-1
Table 3-1	TSP Monitoring Equipment	3-5
Table 3-2	Airborne Fibre Monitoring Equipment.....	3-5
Table 3-3	Noise Monitoring Equipment.....	3-5
Table 3-4	Equipment Calibration Frequencies	3-5
Table 3-5	Results of 1-Hour TSP Impact Monitoring	3-6
Table 3-6	Results of 24-Hour TSP Impact Monitoring	3-6
Table 3-7	Results of Noise Monitoring	3-7
Table 4-1	Status of Environmental Submissions, Permits and Licenses	4-1
Table 6-1	Summary of Environmental Complaints and Prosecutions.....	6-1
Table 6-2	Summary of Exceedances	6-2
Table B-1	Event/Action Plan for Air Quality	B-1
Table B-2	Event/Action Plan for Noise Impact.....	B-2
Table C-3	Summary of Observations Made During Environmental Site Inspections	C-1
Table C-4	Event Contingency Plan for Environmental Complaints	C-17

List of Figures

- Figure 1.1 Layout Plan of Work Site and Neighbouring Sensitive Receivers
- Figure 1.2 Project Organisation Chart
- Figure 2.1 Location of Dust Monitoring Stations
- Figure 2.2 Location of Airborne Asbestos Fibre Monitoring Stations
- Figure 2.3 Location of Noise Monitoring Stations
- Figure 5.1 Drainage Plan

EXECUTIVE SUMMARY

The EM&A programme for Phase 1 Part 1 of this Project commenced on 28 September 2007 and was terminated on 9 July 2009. The site was then handed over to the occupant of Phase 1 Part 2 of the Project on 10 July 2009. This report presents a summary of the environmental monitoring and audit results, list of activities, and mitigation measures implemented during the reporting period, which covers the entire duration of the EM&A Programme.

The following major construction activities took place during the reporting period: -

- General site clearance works;
- Erection of and fitting out RE site office;
- Steel hoarding erection works;
- Repairing of the cracked/damaged existing concrete ground slab;
- Bamboo scaffolding erection works;
- Erection of full containment and 3-chamber decontamination units for the removal of asbestos containing materials (“ACM”);
- Baseline monitoring of airborne asbestos fibre;
- Covered walkway erection works;
- Asbestos removal preparation works;
- Asbestos removal works;
- Erection of propping system and protective screens;
- Removal of asbestos containing materials (“ACM”);
- Demolition works;
- Removal of steel shed and structures within the Abattoir;
- Preparation work for the removal of dioxin/furan contaminated materials (“DCM”);
- DCM pilot test;
- Removal and treatment of ash contaminated with dioxin;
- Removal and treatment of soil contaminated with dioxin at the rubble area;
- Disposal of ACM to SENT Landfill Site (the final disposal site);
- Disposal of inert C&D materials to Tuen Mun Area 38 and recycling plant;
- Disposal of solidified DCM and packed brick lining to SENT Landfill Site (the final disposal site);
- Removal of cantilevered portion of hoarding;
- Demolition of boundary wall at car park area;
- Backfilling of refuse bunkers/underground pits and construction of reinforced concrete slab;
- Dismantling of Engineer’s principal office;
- Final site clearance; and
- Handover of the site to the occupant of Phase 1 Part 2 of the Project.

Removal works for asbestos containing materials (“ACM”) within the KTA and KTIP were completed on 31 July 2008, whereas removal works for dioxin/furan contaminated materials (“DCM”) were completed on 29 September 2008. The final disposal site for all ACM and DCM generated was SENT Landfill.

During the reporting period, hoarding erection commenced on 18 December 2007 and hence regular dust and noise monitoring began on 21 December 2007 and was concluded on 9 July 2009. Also, airborne asbestos fibre monitoring in the reporting period was undertaken during asbestos abatement works. Furthermore, dioxin impact monitoring was undertaken separately in the reporting period when dioxin abatement works were carried out.

One notification of summons was received or made against this Project and one successful prosecution was made against the Project in the reporting period. The Contractor pleaded guilty to the alleged breach of the Waste Disposal (Charges for Disposal of Construction Waste) Regulation due to late application of the required billing account under the regulation, and had paid a fine of \$3,000.

During the reporting period, the Resident Engineer (RE) of the Project received concerns and complaints on environmental issues. These were recorded in RE’s site works records, followed up and resolved accordingly. A summary of the complaints is tabulated in Appendix I of this report.

Site inspection was carried out on a weekly basis throughout the EM&A programme to monitor proper implementation of environmental pollution control and mitigation measures for the Project. No non-compliance with regard to environmental legislation was recorded in this reporting period.

Licences and permits granted to the Project include Environmental Permit, Registration as a Chemical Waste Producer and Water Pollution Control Ordinance Licence for the Discharge of Industrial Trade Effluent.

Repairing of the documented cracked/damaged existing concrete ground slab was conducted and completed in January 2008 following the site inspection by EPD on 17 December 2007. A set of photo records of the completed repair works has been presented in Appendix G of EM&A report for February 2008. A final inspection of all repaired surface cracks was conducted prior to the termination of the EM&A programme and the final photo records were compiled and presented in Appendix G of this report.

1. INTRODUCTION

1.1 Background to the Project

- 1.1.1 This Project – “Demolition of Buildings and Structures in the Proposed Kennedy Town Comprehensive Development Area Site” is a Designated Project defined under the EIA Ordinance. An Environmental Permit (“EP”) was issued on 22 May 2002 [Permit No. EP-136/2002] and was subsequently varied. The latest EP [Permit No. EP-136/2002/C] in force was granted on 29 June 2009.
- 1.1.2 This Contract [No.: CV/2007/05] for Phase 1 Part 1 of the Project was awarded to the Contractor - Hang Kee Construction & Engineering Co. Ltd. and contractually commenced on 28 September 2007. The main Contract was originally scheduled for a duration of 18 months. It was subsequently granted an extension of time until mid-April 2009, and the Works under this Contract were certified to be substantially completed on 23 April 2009.
- 1.1.3 Within the context of the Environmental Permit, the Director of Environmental Protection (“DEP”) was notified that the commencement date of Phase 1 Part 1 of the Project was 12 October 2007, in accordance with Condition 1.12 of the Environmental Permit No. EP-136/2002/B (which was the valid EP in force at the time). This Contract for Phase 1 Part 1 concluded on 9 July 2009 and the EM&A programme for the Project was terminated on the same day. The site was handed over to the occupant of Phase 1 Part 2 of the Project on 10 July 2009.
- 1.1.4 The scope of Phase 1 Part 1 of the Project includes demolition and clearance of all existing chimneys, buildings and ancillary structures above the existing concrete ground slab where the former Kennedy Town Incinerator Plant (“KTIP”) and the Kennedy Town Abattoir (“KTA”) are located, and the demolition and clearance of existing piers at the waterfront adjacent to the KTIP and KTA. It also includes the removal of asbestos containing materials (“ACM”) and dioxin/ furan contaminated materials (“DCM”) prior to demolition of structures and final capping of the underground facilities with clean soil and concrete cover of not less than 130mm thick as required in EP Condition 2.5(e).
- 1.1.5 A layout plan of the Project site and locations for nearby sensitive receivers is given in Figure 1.1.
- 1.1.6 Mott MacDonald Hong Kong Limited (“MMHK”; formerly Mott Connell Limited) has been commissioned by the Project Proponent – Civil Engineering and Development Department (“CEDD”) – as the Environmental Team (“ET”) to undertake the Environmental Monitoring and Audit (EM&A) programme described in the approved EM&A Manual and the subsequent Updated EM&A Manual for Phase 1 Part 1 of the Project.

1.2 Coverage of this EM&A Summary

- 1.2.1 The EM&A programme for this Project commenced on 28 September 2007 and was terminated on 9 July 2009. This report presents a summary of the environmental monitoring and audit results, list of activities, and mitigation measures implemented during the reporting period, which covers the entire duration of the EM&A Programme.

1.3 Project Management Organisation

- 1.3.1 The project organisation chart including lines of communication with respect to the on-site environmental management, as well as the contact details of key management for the Project, is presented in Figure 1.2.

1.4 Project Program

- 1.4.1 This Contract for Phase 1 Part 1 of the Project contractually commenced on 28 September 2007. The main Contract was originally scheduled for a duration of 18 months. It was subsequently granted an extension of time until mid-April 2009, and the Works under this Contract were certified to be substantially completed on 23 April 2009. This Contract for Phase 1 Part 1 concluded on 9 July 2009.

1.5 Works Undertaken during the Reporting Period

- 1.5.1 The following major construction activities took place during the reporting period: -
- General site clearance works;
 - Erection of and fitting out RE site office;
 - Steel hoarding erection works;
 - Repairing of the cracked/damaged existing concrete ground slab;
 - Bamboo scaffolding erection works;
 - Erection of full containment and 3-chamber decontamination units for the removal of asbestos containing materials (“ACM”);
 - Baseline monitoring of airborne asbestos fibre;
 - Covered walkway erection works;
 - Asbestos removal preparation works;
 - Asbestos removal works;
 - Erection of propping system and protective screens;
 - Removal of asbestos containing materials (“ACM”);
 - Demolition works;
 - Removal of steel shed and structures within the Abattoir;
 - Preparation work for the removal of dioxin/furan contaminated materials (“DCM”);
 - DCM pilot test;
 - Removal and treatment of ash contaminated with dioxin;
 - Removal and treatment of soil contaminated with dioxin at the rubble area;
 - Disposal of ACM to SENT Landfill Site (the final disposal site);
 - Disposal of inert C&D materials to Tuen Mun Area 38 and recycling plant;
 - Disposal of solidified DCM and packed brick lining to SENT Landfill Site (the final disposal site);
 - Removal of cantilevered portion of hoarding;

- Demolition of boundary wall at car park area;
- Backfilling of refuse bunkers/underground pits and construction of reinforced concrete slab;
- Dismantling of Engineer's principal office;
- Final site clearance; and
- Handover of the site to the occupant of Phase 1 Part 2 of the Project.

1.5.2 During the reporting period, removal works for asbestos containing materials ("ACM") within the KTA and KTIP and were completed on 31 July 2008. Furthermore, removal works for dioxin/ furan contaminated materials ("DCM") were conducted during the reporting period and were completed on 29 September 2008 respectively.

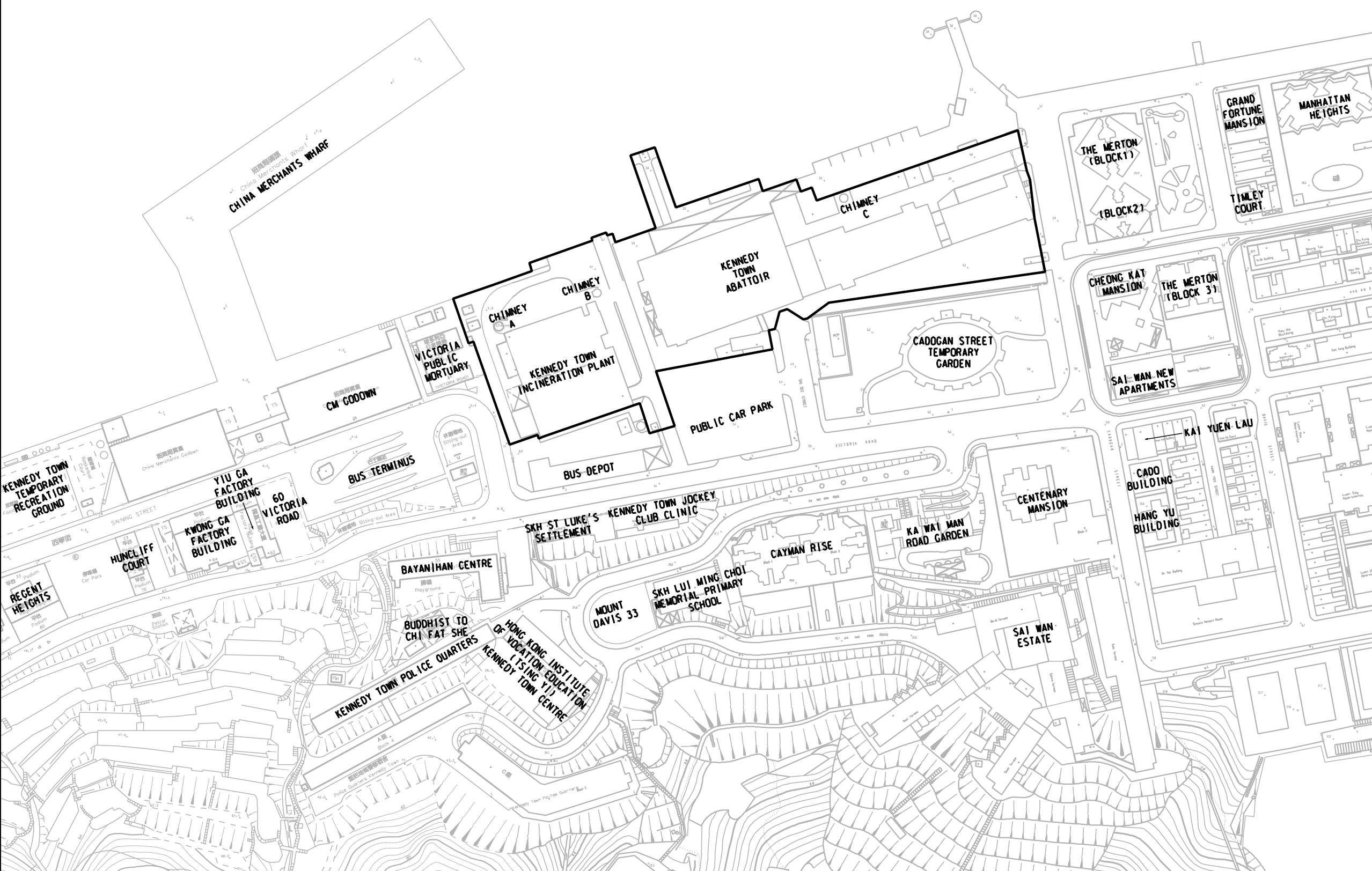


Notes:

Key to symbols



PHASE 1 PART 1 SITE BOUNDARY



Rev	Date	Drawn	Description	Ch'kd	App'd

Client



CIVIL ENGINEERING AND DEVELOPMENT DEPARTMENT



Mott MacDonald Hong Kong Limited
7th Floor
West Wing Office Building
New World Centre
28 Salisbury Road
Hong Kong
Tel: 2828 5151
Fax: 2827 1823
Web: www.motmac.com.hk

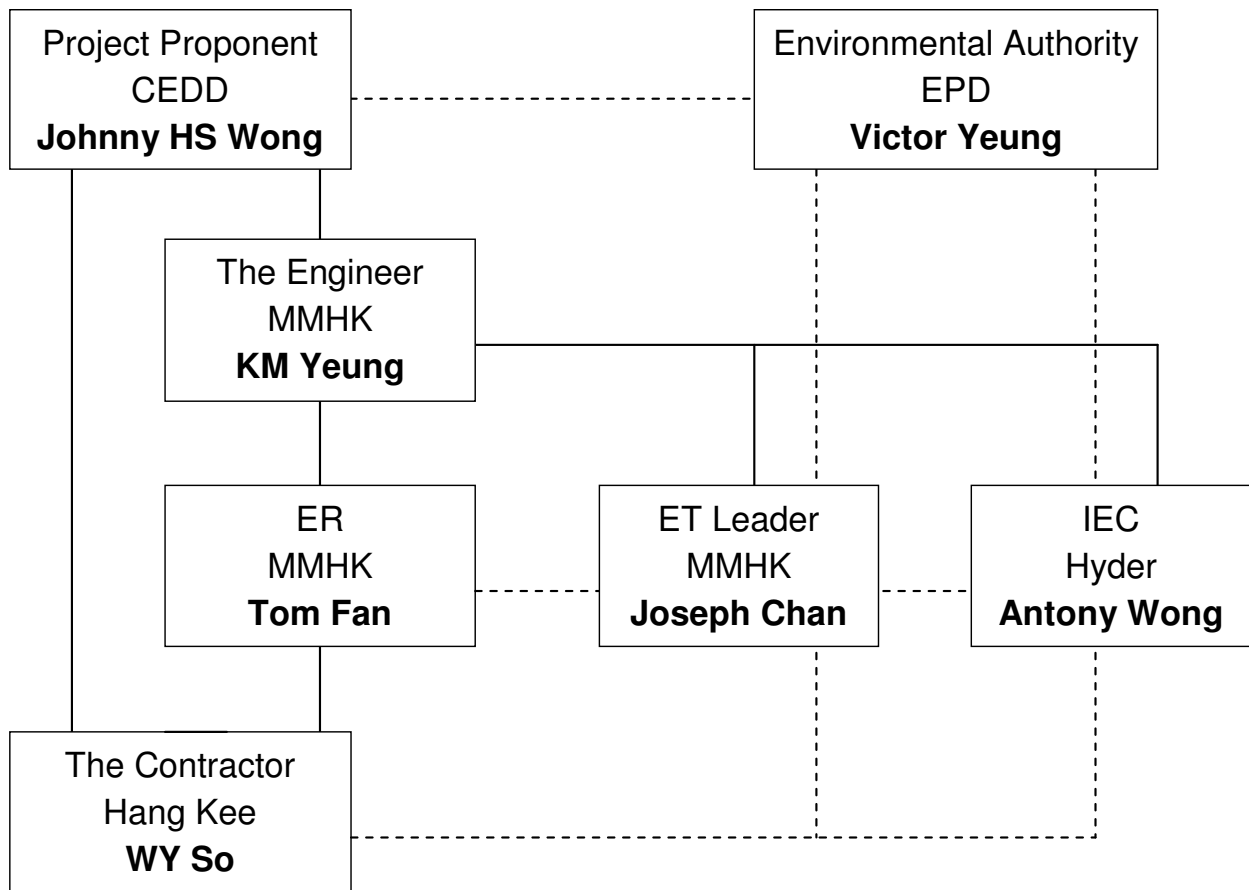
Project
Demolition of Buildings and Structures in the Proposed Kennedy Town Comprehensive Development Area Site

Environmental Permit No. EP-136/2002/C

Title

LAYOUT PLAN OF WORK SITE AND NEIGHBOURING SENSITIVE RECEIVERS

Designed	HNP/W	Eng.Chk.	JOC
Drawn	LYK/KY	Approved	SHC
Dwg.Chk.	BW		
Scale	1:1000@A1	Project	203204
		CAD file	j:\203204\report\monthly em&e (080710)\080710_1.dgn
Drawing No.	FIGURE 1.1	Status	INF
		Rev	-



——— Line of Reporting
 - - - - - Line of Communication

Key Personnel Contact List			
Role	Department / Company	Name	Telephone No.
Project Proponent	Civil Engineering and Development Department (CEDD)	Mr. Johnny HS Wong	2762 5340
Environmental Authority	Environmental Protection Department (EPD)	Mr. Victor Yeung	2835 1155
The Engineer	Mott MacDonald Hong Kong Limited (MMHK)	Mr. KM Yeung	2828 5757
Engineer's Representative (ER)	Mott MacDonald Hong Kong Limited (MMHK)	Mr. Tom Fan	2408 1799
Independent Environmental Checker (IEC)	Hyder Consulting Limited (Hyder)	Mr. Antony Wong	2911 2744
Environmental Team (ET) Leader	Mott MacDonald Hong Kong Limited (MMHK)	Mr. Joseph Chan	2828 5920
The Contractor / Project Manager	Hang Kee Construction & Engineering Co., Ltd. (Hang Kee)	Mr. WY So	6086 0188



Demolition of Buildings and Structures in the Proposed Kennedy Town Comprehensive Development Area Site
 Environmental Permit No. EP-136/2002/C

Title:
 Project Organisation Chart

Figure 1.2

2. EM&A REQUIREMENTS

2.1 Summary of EM&A Requirements

2.1.1 The EM&A programme requires environmental monitoring for air quality, noise, water quality and waste management as specified in the Updated EM&A Manual dated December 2007.

2.1.2 1-hour TSP and 24-hour TSP levels at 2 dust monitoring stations and airborne asbestos fibre at 3 fibre monitoring stations are to be monitored during the course of dusty and asbestos abatement work in every month during the reporting period. These air quality monitoring stations for 24-hour TSP and 1-hour TSP measurements and airborne fibre are shown in Figure 2.1 and Figure 2.2.

2.1.3 Noise levels at 3 monitoring stations are to be monitored during the course of noisy work in every month during the reporting period. These noise monitoring stations are shown in Figure 2.3. A summary of impact EM&A requirements is presented in Table 2-1 below.

Table 2-1 Summary of Impact EM&A Requirements

Parameters	Descriptions	Locations	Frequencies	Duration
Air Quality	24-Hour TSP	2 Locations – A1 & A2a	Once every 6 days	During dust generating construction works
	1-Hour TSP	2 Locations – A1 & A2a	3 times every 6 days	During dust generating construction works
	Airborne Fibre	3 Locations – AF1, AF2 and AF3	Daily	During asbestos abatement works
Noise	Leq (30 min), L10, L90	3 Locations – N1, N2 & N3	Once per week	During Construction
Waste	On-Site Waste Audit	Active work site locations	Weekly	During Construction
Wastewater	On-Site audit of surface runoff and trade effluent disposal	Active work site locations and final discharge point	Weekly	During Construction
General Site Conditions	Environmental Site Inspection	Works areas and areas affected by works	Weekly	During Construction

2.2 Environmental Quality Performance Limits

2.2.1 Environmental Quality Performance Limits for air quality (dust and airborne fibre) and noise are shown in Appendix A.

2.3 Event Action Plan

2.3.1 The Event/ Action Plans for air quality and noise are shown in Appendix B.

2.4 Implementation of Environmental Mitigation Measures

- 2.4.1 The Contractor is required to implement mitigation measures listed in the latest EP, EIA Report and Updated EM&A Manual. During routine site inspections, the Contractor's implementation of mitigation measures is to be inspected and reviewed. A schedule of the implementation of mitigation measures identified at the EIA stage is given in each EM&A Monthly Report.



Notes:

Key to symbols



CONSTRUCTION SITE BOUNDARY



DUST MONITORING STATIONS

Rev	Date	Drawn	Description	Ch'kd	App'd

Client



CIVIL ENGINEERING AND DEVELOPMENT DEPARTMENT



Mott MacDonald Hong Kong Limited
7th Floor
West Wing Office Building
New World Centre
28 Salisbury Road
Hong Kong
Tel: 2828 5151
Fax: 2827 1823
Web: www.motmac.com.hk

Project
Demolition of Buildings and Structures
in the Proposed Kennedy Town
Comprehensive Development Area Site

Environmental Permit No. EP-136/2002/C

Title

LOCATION OF DUST MONITORING STATIONS

Designed	HNP/W	Eng.Chk.	JOC
Drawn	LYK/KY	Approved	SHC
Dwg.Chk.	BW		

Scale	Project	203204	Status
AS SHOWN	CAD file	:\203204\report\monthly em&e (080710)\fig2_1.dgn	INE

Drawing No.	FIGURE 2.1	Rev	-
-------------	------------	-----	---



Notes:

Key to symbols



CONSTRUCTION SITE BOUNDARY



AIRBORNE FIBRE MONITORING STATIONS

Rev	Date	Drawn	Description	Ch'k'd	App'd

Client



CIVIL ENGINEERING
AND DEVELOPMENT
DEPARTMENT



Mott MacDonald Hong Kong Limited
7th Floor
West Wing Office Building
New World Centre
28 Salisbury Road
Hong Kong
Tel: 2828 5151
Fax: 2827 1823
Web: www.mottmac.com.hk

Project
Demolition of Buildings and Structures
in the Proposed Kennedy Town
Comprehensive Development Area Site

Environmental Permit No. EP-136/2002/C

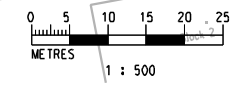
Title

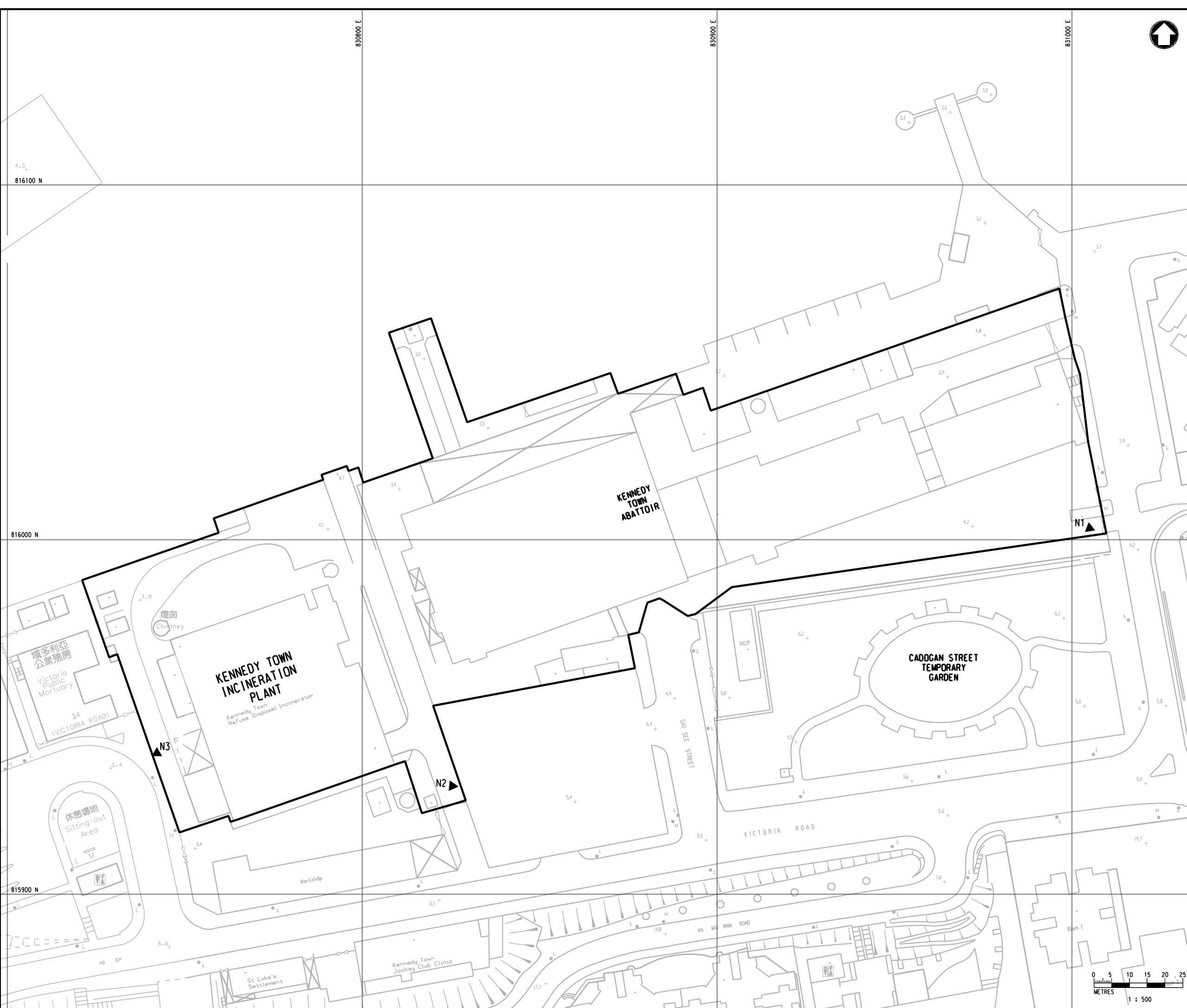
LOCATION OF AIRBORNE ASBESTOS
FIBRE MONITORING STATIONS

Designed	HNP/W	Eng.Chk.	JOC
Drawn	LYK/KY	Approved	SHC
Dwg.Chk.	BW		

Scale	Project	203204	Status
AS SHOWN	CAD file	:\203204\report\monthly\m&e (080710)\fig2_2.dgn	INE

Drawing No.	FIGURE 2.2	Rev	-
-------------	------------	-----	---





Notes:

Key to symbols



CONSTRUCTION SITE BOUNDARY



NOISE MONITORING STATIONS

Rev	Date	Drawn	Description	Ch'k'd	App'd

Client



CIVIL ENGINEERING
AND DEVELOPMENT
DEPARTMENT



Mott MacDonald Hong Kong Limited
7th Floor
West Wing Office Building
New World Centre
28 Salisbury Road
Hong Kong
Tel: 2828 5151
Fax: 2827 1823
Web: www.mottmac.com.hk

Project
Demolition of Buildings and Structures
in the Proposed Kennedy Town
Comprehensive Development Area Site

Environmental Permit No. EP-136/2002/C

Title

LOCATION OF NOISE MONITORING STATIONS

Designed	HNP/W	Eng.Chk.	JOC
Drawn	LYK/KY	Approved	SHC
Dwg.Chk.	BW		

Scale	Project	203204	Status
AS SHOWN	CAD file	:\203204\report\monthly\m&e (080710)\fig2_3.dgn	INE

Drawing No.	FIGURE 2.3	Rev	-
-------------	------------	-----	---

3. MONITORING RESULTS

3.1 Impact Monitoring Schedule

3.1.1 Regular site inspections were carried out once per week during the reporting period to assess the compliance with environmental requirements. The EM&A schedule is given in each EM&A Monthly Report.

3.1.2 During the reporting period, air quality and noise monitoring began on 21 December 2007 following the commencement of hoarding erection on 18 December 2007, and continued until the end of Phase 1 Part 1 of the Project on 9 July 2009. Also, airborne asbestos fibre monitoring in the reporting period was undertaken during asbestos abatement works. Furthermore, dioxin impact monitoring was undertaken separately in the reporting period when dioxin abatement works were carried out.

3.2 Monitoring Methodology

24-hour TSP Monitoring

Installation

3.2.1 The HVS has been installed close to representative air sensitive receivers. The following criteria have been considered in the installation of the HVS.

- A horizontal platform with appropriate support to secure the sampler against gusty wind was provided.
- The distance between the HVS and any obstacles, such as buildings, was at least twice the height that the obstacle protrudes above the HVS.
- A minimum of 2m separation from walls, parapets and penthouse was required for rooftop sampler.
- No furnace or incinerator flues were nearby.
- Airflow around the sampler was unrestricted.
- Permission was obtained to set up the samplers and to obtain access to the monitoring stations.
- A secured supply of electricity is needed to operate the samplers.

Preparation of Filter Papers

- Glass fibre filters, G810 are to be labelled with sufficient filters that are clean and without pinholes.
- All filters are to be equilibrated in the conditioning environment for 24 hours before weighing. The conditioning environment temperature is to be around 25 °C and not variable by more than $\pm 3^{\circ}\text{C}$, the relative humidity (RH) is to be $< 50\%$ and not variable by more than $\pm 5\%$. A convenient working RH is 40%.

Field Monitoring

- The power supply is to be secured to ensure the HVS works properly.

- The filter holder and the area surrounding the filter are to be cleaned.
- The filter holder is to be removed by loosening the 4 bolts and a new filter, with stamped number upward, on a supporting screen to be aligned carefully.
- The filter is to be properly aligned on the screen so that the gasket forms an airtight seal on the outer edges of the filter.
- The swing bolts are to be fastened to hold the filter holder down to the frame. The pressure applied is to sufficient to avoid air leakage at the edges.
- The shelter lid is then closed and is secured with the aluminium strip.
- The HVS shall be warmed-up for about 5 minutes to establish run-temperature conditions.
- A new flow rate record sheet is to be set into the flow recorder.
- The flow rate of the HVS is to be checked and adjusted at around 1.1 m³/min. The range specified in the updated EM&A Manual is between 0.6-1.7 m³/min.
- The programmable timer is set for a sampling period of 24 hrs + 1 hr, and the starting time, weather condition and the filter number are to be recorded.
- The initial elapsed time is to be recorded.
- At the end of sampling, the sampled filter is to be removed carefully and folded in half length so that only surfaces with collected particulate matter are in contact.
- It was then placed in a clean plastic envelope and sealed.
- All monitoring information is to be recorded on a standard data sheet.
- Filters are to be sent to a HOKLAS accredited laboratory for analysis.

Maintenance and Calibration

- The HVS and its accessories are to be maintained in good working condition, such as replacing motor brushes routinely and checking electrical wiring to ensure a continuous power supply.
- HVSs are to be calibrated at a bi-monthly intervals using GMW-25 Calibration Kit throughout all stages of the air quality monitoring.

1-hour TSP Monitoring

Field Monitoring

3.2.2 The measuring procedures of the 1-hour dust meter are to be in accordance with the Manufacturer's Instruction Manual as follows:

- Set POWER to "ON", push BATTERY button, make sure that the meter's indicator is in the range with a red line and allow the instrument to stand for about 3 minutes (Then, the air sampling inlet has been capped).
- Push the knob at MEASURE position.
- Push "O-ADJ" button. (Then meter's indication is 0).

- Push the knob at SENSI ADJ position and set the meter's indication to S value described on the Test Report using the trimmer for SENSI ADJ.
- Pull out the knob and return it to MEASURE position.
- Push "START" button.

Maintenance and Calibration

- The 1-hour TSP meter would be checked at 3-month intervals and calibrated at 1-year intervals throughout all stages of the air quality baseline monitoring.

Airborne Fibre Monitoring

3.2.3 All airborne sampling procedures and specification shall comply with EH10 guidance note and MDHS 39/3 (HSE UK). All air test results and log sheets prepared by the Contractor shall be submitted to ET Leader for reporting purpose.

3.2.4 Air measurement of a minimum of 480 L shall be taken after commencement of abatement work. Results must be below 0.01 fibre/ ml.

Field Monitoring

- The sampler was calibrated by way of a filter holder completed with 0.8 micron pore size membrane filter in series with a calibrated rotameter.
- The sampler was switched on with the screw adjusted until it reached a flow rate of 4 litre/min as shown on the calibrated rotameter within $\pm 5\%$.
- The starting flow rate was recorded on worksheet.
- The height of the filter holder must be within 1-2 m above ground.
- The following steps were performed at the beginning of next hour's sampling:
 - Calibrate the sampler again after an hour to check if the flow rate is within $\pm 10\%$ of 4 litres/min. (Note: No adjustment should be made to the pump flow rate.)
 - Discard the sample if the flow rate is outside $\pm 10\%$.
- Sampling volume must be at least 480 litres.
- The sampler was calibrated on completion of the sampling period with the finish flow rate recorded on worksheet.
- The sample should be discarded if the flow rate is outside $\pm 10\%$.
- Use test ware or clean plastic cover to cover the cowl entrance.
- Use egg-crate box to carry the filter holder back to the laboratory, the filter head should face upward.

Analysis

- Membrane filter samples were analysed using method based on MDHS 39/3, "Asbestos fibres in air".

Maintenance and Calibration

- Float and float tube cleaned in ultrasonic bath with DI water for 10 minutes.

Noise Monitoring

Field Monitoring

- The Sound Level Meter is to be set on a tripod at a height of 1.2 m above the ground.
- Facade measurements are to be made at all 3 monitoring locations.
- The battery condition is to be checked to ensure the correct functioning of the meter.
- Parameters such as frequency weighting, the time weighting and the measurement time are to be set as follows:
 - Frequency weighting: A
 - Time weighting: Fast
 - Time measurement:
 - 1 no. of Leq (30 min) noise measurements between 07:00 & 19:00 hours on normal weekdays at each monitoring station on a per week basis;
 - 3 nos. of consecutive Leq (5 min) noise measurements between 07:00 & 19:00 hours on general holidays or Sundays at each monitoring station on a per week basis (if work is undertaken on these days).
- Prior to and after each noise measurement, the meter is to be calibrated using a Calibrator for 94 dB at 1000 Hz. If the difference in the calibration level before and after measurement is more than 1.0 dB, the measurement would be considered invalid and repeat of noise measurement would be required after re-calibration or repair of the equipment.
- During the monitoring period, the Leq, L10 and L90 would be recorded. In addition, site conditions and noise sources are to be recorded on a standard record sheet.
- Noise measurement should be paused during periods of high intrusive noise (e.g. dog barking, helicopter noise) if possible. Observations should be recorded when intrusive noise is unavoidable.
- Noise monitoring is to be cancelled in the presence of fog, rain, wind with a steady speed exceeding 5 m/s, or wind with gusts exceeding 10 m/s.

Maintenance and Calibration

- The microphone head of the sound level meter and calibrator is to be cleaned with soft cloth at quarterly intervals.
- The meter and calibrator are sent to the supplier or HOKLAS laboratory to check and calibrate at yearly intervals.

3.3 Monitoring Equipment

Air Quality (Dust)

3.3.1 The equipment used for air quality (dust) monitoring is listed in Table 3-1.

Table 3-1 TSP Monitoring Equipment

Equipment	Model
HVS Sampler	GMWS 2310 Accu-vol system
Calibrator	GMW 25
1-hour TSP Dust Meter	8520 Dust Track Aerosol Monitor

Air Quality (Airborne Fibre)

3.3.2 The equipment used for airborne fibre impact monitoring is listed in Table 3-2.

Table 3-2 Airborne Fibre Monitoring Equipment

Equipment	Model
Sampler Pump	Casella AFC 123, SKC 224-43XR & 224-44XR, and Casella vortex
Rotameter (Portable Flowmeter)	KDG Type 1100
Calibrator	SKC Electronic Calibrator Model 712

Noise

3.3.3 The equipment used for noise monitoring is listed in Table 3-3.

Table 3-3 Noise Monitoring Equipment

Equipment	Model
Integrating Sound Level Meter	Rion NL-31
Calibrator	Rion NC-73

3.4 Equipment Calibration

3.4.1 Monitoring work was conducted and monitoring equipment used was regularly calibrated in accordance with the EM&A Manual for this Project. Copies of the calibration certificates are attached in the appendices of each EM&A Monthly Report. The calibration frequencies of the monitoring equipment are provided in Table 3-4.

Table 3-4 Equipment Calibration Frequencies

Equipment	Model	Calibration Frequency
High Volume Sampler	GMWS 2310 Accu-vol system	Every two months
1-hour TSP Dust Meter	8520 Dust Track Aerosol Monitor	Every year
Integrated SLM	Rion NL-31	Every year
Sound level calibrator	Rion NC-73	Every year

3.5 Results of Impact Monitoring

Air Quality (1-hr TSP)

- 3.5.1 Results of 1-hour TSP level are summarised in Table 3-5. Detailed results, including general weather conditions, and graphical presentations of the reporting period are included in Appendix D. Wind data obtained from the nearest Hong Kong Observatory monitoring station, at Green Island, for every month during the reporting period is included in each respective individual Monthly EM&A Report.

Table 3-5 Results of 1-Hour TSP Impact Monitoring

Monitoring Station	1-hour TSP Range ($\mu\text{g}/\text{m}^3$)	Action Level ($\mu\text{g}/\text{m}^3$)	Limit Level ($\mu\text{g}/\text{m}^3$)
A1	43 – 326	369	500
A2a	59 – 314	357	500

Note: All figures are rounded off to the nearest whole number.

- 3.5.2 No exceedance of Action / Limit Levels for 1-hr TSP was recorded in the reporting period.

Air Quality (24-hr TSP)

- 3.5.3 Results of 24-hour TSP level are summarised in Table 3-6. Detailed results, including general weather conditions, and graphical presentations of the reporting period are included in Appendix D. Wind data obtained from the nearest Hong Kong Observatory monitoring station, at Green Island, for every month during the reporting period is included in each respective individual Monthly EM&A Report.

Table 3-6 Results of 24-Hour TSP Impact Monitoring

Monitoring Station	24-hour TSP Range ($\mu\text{g}/\text{m}^3$)	Action Level ($\mu\text{g}/\text{m}^3$)	Limit Level ($\mu\text{g}/\text{m}^3$)
A1	61 – 131	180	260
A2a	65 – 137	178	260

Note: All figures are rounded off to the nearest whole number.

- 3.5.4 No exceedance of Action / Limit Levels for 24-hr TSP was recorded in the reporting period.

Airborne Fibre

- 3.5.5 During the reporting period, airborne asbestos fibre monitoring was undertaken when asbestos abatement works were in progress, and were completed by 31 July 2008. No exceedance of Action / Limit Levels for airborne fibre was recorded in the reporting period

Noise

- 3.5.6 Results of measured noise level, in terms of Leq (30min), during construction are summarised in Table 3-7. Detailed results, including general weather conditions, and graphical presentations of the reporting period are presented in Appendix F. Wind data obtained from the nearest Hong Kong Observatory monitoring station, at Green Island, for every month

during the reporting period is included in each respective individual Monthly EM&A Report.

Table 3-7 Results of Noise Monitoring

Monitoring Station	Measured Leq (30 min) Range, dB(A)	Limit Level for Leq (30min), dB(A) (0700 – 1900 hours on normal weekdays)
N1	61 – 75	75
N2	60 – 75	75
N3	66 – 89	75

Note: All figures are rounded off to the nearest whole number.

3.5.7 During the reporting period, two exceedances of the Limit Level for construction noise were recorded, as follows:

- One exceedance of the construction noise limit level was recorded at N3 on 27 December 2007 up to a level of 88.7 dB(A) [Leq 30min]. The ET issued an exceedance notification on 4 January 2008. However, exceedance of the limit level was caused by non-project related high breaker noise from road works at Sai Ning Street by others. No actions were recommended as the exceedance was not project related.
- Furthermore, one exceedance of the construction noise limit level was recorded at N3 on 8 January 2008 up to a level of 76.5 dB(A) [Leq 30min]. The ET issued an exceedance notification on 16 January 2008. However, exceedance of the limit level was caused by non-project related high breaker noise from road works at Sai Ning Street by others. No actions were recommended as the exceedance was not project related.

3.5.8 No exceedance of the Action Level for construction noise was recorded in the reporting period as no noise related complaint was received.

4. PROJECT ENVIRONMENTAL STATUS

4.1 Environmental Meetings

4.1.1 During the reporting period, environmental meetings were held every month until April 2009. The Works under this Contract were certified to be substantially completed on 23 April 2009, and thereafter until the termination of the EM&A Programme no environmental meetings were held.

4.2 Status of Environmental Submissions, Permits and Licenses

4.2.1 A summary of status of all environmental submissions, permits, licenses, and/or notifications to EPD for this Project during the reporting period is presented in Table 4-1 below.

Table 4-1 Status of Environmental Submissions, Permits and Licenses

Item	Description	Date of Application/ Submission	Status
1.	Environmental Permit (EP No. EP-136/2002)	24 Apr 2002 Issued by EPD on 22 May 2002	Superseded
	Environmental Permit (EP No. EP-136/2002/A)	4 Apr 2007 Issued by EPD on 30 Apr 2007	Superseded
	Environmental Permit (EP No. EP-136/2002/B)	27 Sep 2007 Issued by EPD on 18 Oct 2007	Superseded
	Environmental Permit (EP No. EP-136/2002/C)	4 Jun 2009 Issued by EPD on 29 Jun 2009	Valid
2.	Billing Account under Waste Disposal (charges for Disposal of Construction Waste) Regulation (a/c no.: 7006217)	Approved on 31 Oct 2007	Valid
3.	Waste Management Plan	v 1.1 on 9 Nov 2007 v 2.0 on 4 Dec 2007 v 3.0 on 17 Jan 2008 v 3.1 on 5 Feb 2008 v 3.2 on 28 Feb 2008 v 4.0 on 8 May 2008 v 4.1 on 12 Jun 2008 (including addendum & amendment pages submitted on 26 Jun 2008)	WMP v 4.1 (incorporating addendum & amendment pages) approved by EPD on 10 July 2008 (includes ACM removal involving Chimney A & B)
4.	Registration as a Chemical Waste Producer under Waste Disposal (Chemical Waste) (General) Regulation (ref. no.: WPN5213-111-H2999-02)	23 Oct 2007 Approved on 6 Nov 2007	Valid
5.	Effluent Discharge Licence under Water Pollution Control Ordinance (licence no.: EP880/W10/XX0297)	27 Oct 2007 Approved by EPD on 2 June 2008	Valid until 31 May 2010

Item	Description	Date of Application/ Submission	Status
6.	Supplementary Asbestos Investigation Report (AIR) and Asbestos Abatement Plan (AAP) for KTA	30 Jan 2008 Approved by EPD on 26 Feb 2008	Valid
7.	Supplementary AIR and AAP for KTIP	14 Mar 2008 Approved by EPD on 19 May 2008	Valid
8.	Report on Toxicity Characteristic Leachate Procedure (TCLP) Test Results for Pilot Cement Mixing of DCM	v 1.3 on 21 Aug 2008 (including amendment pages on 11 Sep 2008) Approved by EPD on 23 Sep 2008	Valid
9.	Formal notification to EPD of Completion of Phase 1 Part 1 and Commencement of Phase 1 Part 2 of the Project	10 Jun 2009	-
10.	Formal notification to EPD of Termination of EM&A Programme for Phase 1 Part 1	15 Jun 2009	-

4.3 Waste Management Status

4.3.1 Inert C&D materials and non-inert C&D wastes were generated by the Project during the reporting period. The waste flow tables for 2007, 2008 and 2009 for the reporting period are presented in the EM&A Monthly Reports for December 2007, December 2008 and July 2009 respectively. A trip ticket system was implemented for all off-site waste disposals.

4.3.2 During the reporting period, ACM was generated on-site and all asbestos removal works were completed on 31 July 2008. The final disposal site for all ACM generated was SENT Landfill. The total quantities of ACM handled during asbestos abatement works were as follows:

- Total ACM generated as chemical waste = 191.68 m³.
- Total ACM disposed (to SENT Landfill) = 191.68 m³.

4.3.3 In addition, DCM was generated on-site during the reporting period and dioxin abatement works were completed on 29 September 2008. Disposal of all DCM generated at the final disposal site, SENT Landfill, was completed on 18 March 2009. The total quantities of DCM handled during dioxin abatement works were as follows:

- Total DCM generated as chemical waste: 397.00 m³.
- Total DCM disposed (to SENT Landfill) = 397.00 m³.

4.3.4 All ACM and DCM generated were stored properly on-site prior to disposal.

4.4 Review of Environmental Monitoring Procedures

4.4.1 The monitoring works conducted by the Environmental Team have been reviewed. No changes in the environmental monitoring procedures had been made.

4.5 Implementation Status of Environmental Mitigation Measures

- 4.5.1 An Implementation Schedule of Mitigation Measures from the EIA/ Updated EM&A Manual was provided in every EM&A Monthly Report.

5. AUDIT FINDINGS

5.1 Site Environmental Audit

5.1.1 Site inspections were carried out on a weekly basis to monitor proper implementation of environmental pollution control and mitigation measures for the Project. During every month throughout the reporting period, monthly site inspection was carried out jointly by the Contractor, ET and IEC, and weekly site inspections were carried out by the Contractor and ET for all other weeks.

5.1.2 Major findings provided by ET from weekly site inspections and those jointly provided by the ET and IEC from the joint monthly site inspections are summarised in Table C-3.

5.1.3 There were no non-compliances regarding site environmental audits in the reporting period.

5.2 Condition of Identified Surface Cracks

5.2.1 In accordance with EP Condition 2.5 (e), inspection findings and repair works carried out should be reported in the monthly EM&A Report.

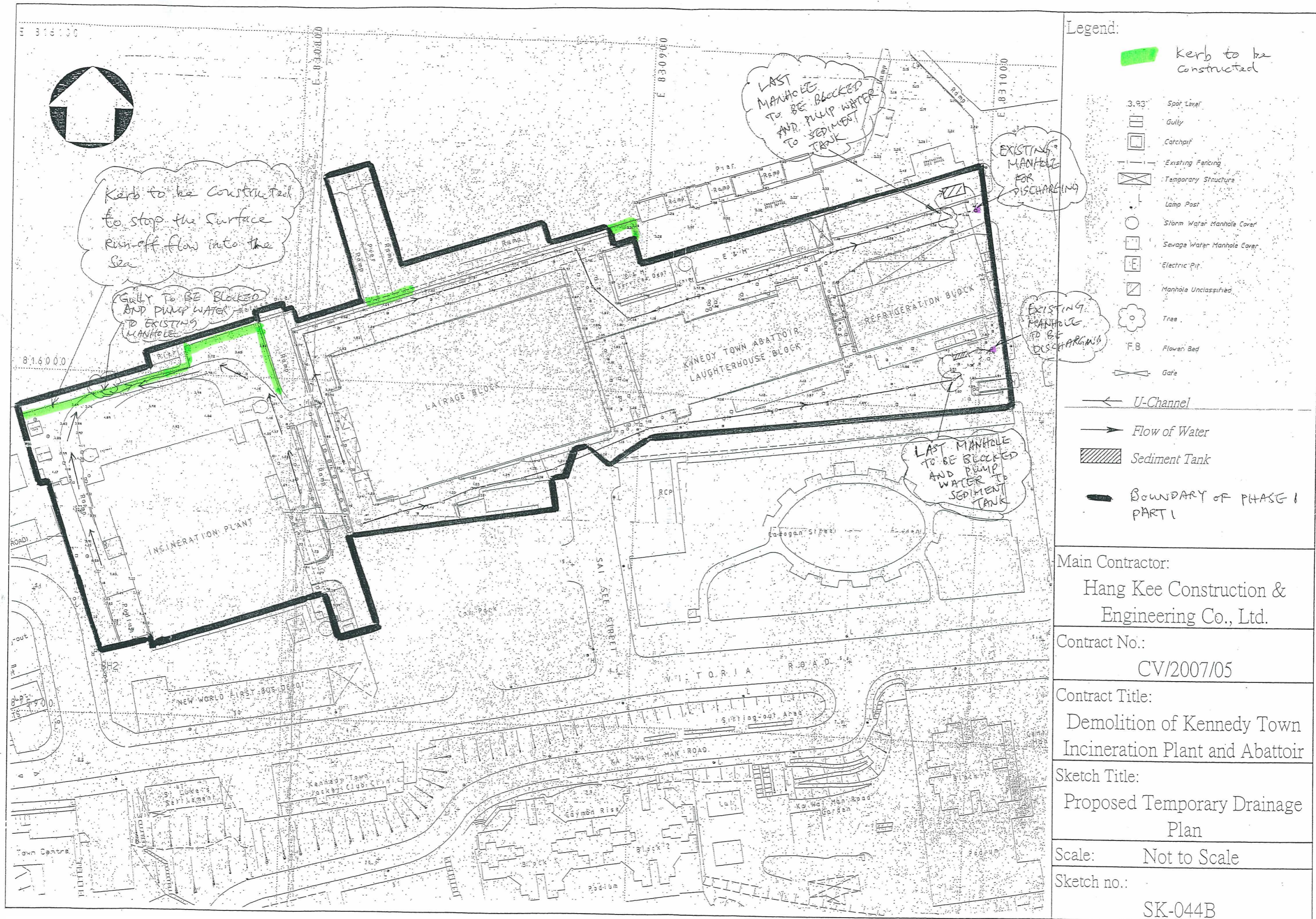
5.2.2 Repair works for the identified surface cracks were completed in January 2008, and the Contractor's photo records of the repaired cracks for documentation are presented in Appendix G of the EM&A report for February 2008. This documentation shall become the baseline condition to be compared against in each subsequent site inspection for any deterioration, which is to be reported in every subsequent monthly EM&A Report for the duration of the Project.

5.2.3 During weekly site inspections in the reporting period, the condition of some of the repaired surface cracks showed some deterioration. These observations and the follow-up actions for these were recorded during the weekly site inspections, as summarised in Table C-3. Photo records are provided in Appendix H of the relevant EM&A Monthly Report for the month in which these observations were made.

5.2.4 A final inspection of all repaired surface cracks was conducted prior to the termination of the EM&A programme for Phase 1 Part 1 of the Project and minor additional repair works were performed where required. These were deemed to be satisfactorily completed. The final record photos of the repaired surface cracks are presented in Appendix G of this report.

5.3 Site Effluent Discharge/WPCO Effluent Discharge

5.3.1 An application was made to EPD on 27 October 2007 regarding WPCO discharge licence and was approved by EPD on 2 June 2008. The drainage plan which was included in the application is shown in Figure 5.1.



- Legend:
- Kerb to be constructed
 - 3.93 Spot Level
 - Gully
 - Catchpit
 - Existing Fencing
 - Temporary Structure
 - Lamp Post
 - Storm Water Manhole Cover
 - Sewage Water Manhole Cover
 - Electric Pit
 - Manhole Unclassified
 - Tree
 - F.B. Flower Bed
 - Gate
 - U-Channel
 - Flow of Water
 - Sediment Tank
 - BOUNDARY OF PHASE 1 PART 1

Main Contractor:
Hang Kee Construction & Engineering Co., Ltd.

Contract No.:
CV/2007/05

Contract Title:
Demolition of Kennedy Town Incineration Plant and Abattoir

Sketch Title:
Proposed Temporary Drainage Plan

Scale: Not to Scale

Sketch no.:
SK-044B

Figure 5.1 Drainage Plan

6. ENVIRONMENTAL COMPLAINTS AND NON-COMPLIANCE

6.1 Summary of Environmental Complaints, Notifications of Summons and Successful Prosecutions

6.1.1 During the reporting period, one notification of summons was received or made against the Project and one successful prosecution was made against the Project in the reporting period. The Contractor pleaded guilty to the alleged breach of the Waste Disposal (Charges for Disposal of Construction Waste) Regulation due to late application of the required billing account under the regulation, and had paid a fine of \$3,000.

6.1.2 During the reporting period, the Resident Engineer (RE) received concerns and complaints on environmental issues. These were recorded in RE's site works records, followed up and resolved accordingly. A summary of the complaints is tabulated in Appendix I.

6.1.3 Table 6-1 below presents the statistics of complaints, notification of summons and successful prosecution during the reporting period.

Table 6-1 Summary of Environmental Complaints and Prosecutions

Complaints Logged	Summons Served	Successful Prosecutions
Cumulative	Cumulative	Cumulative
5	1	1

6.1.4 Appendix B presents the environmental complaint event contingency plan of the Project.

6.2 Environmental Enquires

6.2.1 No environmental enquiries were received during the reporting period.

6.3 Environmental Events

6.3.1 No unusual events were recorded during the reporting period.

6.4 Environmental Exceedance/ Non-compliance

6.4.1 The Event and Action Plans for air quality and noise are presented in Appendix B.

Air Quality - Dust

6.4.2 No exceedance of the Action and Limit Levels for 1-hour and 24-hour TSP was recorded.

Air Quality – Airborne Fibre

6.4.3 No exceedance of the Action and Limit Levels for Airborne Fibre was recorded.

Noise Impact

6.4.4 Two exceedances of Limit Levels for construction noise were recorded during the reporting period, but in each case the exceedance was caused by non-project related noise from road works adjacent to the Project site. No exceedance of the Action Level was recorded.

Wastewater

6.4.5 During the reporting period, no discharge of trade effluent was observed during site inspections. The Contractor provided modifications to the existing draining system to control surface runoff during demolition and abatement works to satisfy the requirements of WPCO. This is shown in Figure 5.1 and included in the Contractor's application for an Effluent Discharge Licence under WPCO which was approved by EPD on 2 June 2008 and received by ER on 3 July 2008.

6.4.6 Two water samples were taken at the discharge outlet of the sedimentation tank at Kennedy Town Abattoir on 26 July 2008. Laboratory analysis of the samples detected exceedance of the limit for suspended solids concentration specified in the Discharge Licence issued by EPD. The Contractor indicated the results were invalid due to improper sampling procedures. The Contractor had subsequently set out the procedures to ensure proper sampling of site effluent.

Waste Management

6.4.7 Not applicable.

Summary of Exceedances

6.4.8 Table 6-2 summarises the total number of exceedances for air quality, airborne fibre and noise monitoring recorded during the reporting period.

Table 6-2 Summary of Exceedances

Parameters	Total no. of Measurements	Action Level Exceedance	% of Action Level Exceedance	Limit Level Exceedance	% of Limit Level Exceedance
Air Quality	807 *	0	0%	0	0%
Airborne Fibre	173	0	0%	0	0%
Noise	246	N/A	N/A	2	1%

Note: 1. 'N/A' – Not applicable.

2. * One 24-hr TSP measurement scheduled for 15 December 2008 was voided due to an interruption in the electricity supply. The data is included in this report for reference only.

3. Action Level for noise relates to the number of documented complaints received.

7. CONCLUSION AND RECOMMENDATION

7.1 Conclusions

- 7.1.1 The EM&A programme for Phase 1 Part 1 of the Project commenced on 28 September 2007 and was terminated on 9 July 2009. All monitoring and audit results in the reporting period were checked and reviewed.
- 7.1.2 Dust and noise monitoring were conducted in the reporting period during major project-related works. Two exceedances of the Limit Levels for construction noise were recorded, but both cases were found to be non-project related. No exceedance of the Action Levels for construction noise was detected. Furthermore, no exceedances of the Action and Limit Levels for dust was recorded.
- 7.1.3 In addition, during the reporting period no exceedance of the Action and Limit Levels for airborne fibre was recorded. Asbestos abatement works were completed on 31 July 2008. The final disposal site for all ACM generated was SENT Landfill.
- 7.1.4 Furthermore, dioxin impact monitoring was conducted separately during the reporting period. Dioxin abatement works were completed on 29 September 2008. The final disposal site for all DCM generated was SENT Landfill.
- 7.1.5 During the reporting period, some of the repaired cracks on existing concrete ground slab showed some deterioration. Photo records of these observations and the follow-up actions are documented in the relevant individual EM&A Monthly Report.
- 7.1.6 A final inspection of all repaired cracks was conducted prior to the termination of the EM&A programme. Final photo records were compiled and presented in this report.
- 7.1.7 In general, the Contractor implemented the required mitigation measures and was reasonably responsive to the ET's recommendations on discrepancies observed during environmental site inspections throughout this reporting period.
- 7.1.8 One notification of summons was received or made against this Project and one successful prosecution was made against the Project during the reporting period. The RE received concerns and complaints on environmental issues, and these were recorded in RE's site works records, followed up and resolved.
- 7.1.9 The EM&A programme was implemented successfully and no significant deterioration in environmental quality was noticed during the reporting period.

7.2 Recommendations

- 7.2.1 No further recommendations were made.

Appendix A Environmental Quality Performance Limits

Action and Limit Levels for 24-hour TSP

Monitoring Station	Action Level ($\mu\text{g}/\text{m}^3$)	Limit Level ($\mu\text{g}/\text{m}^3$)
A1	180	260
A2a	178	260

Note: All figures are rounded off to the nearest whole number.

Action and Limit Levels for 1-hour TSP

Monitoring Station	Action Level ($\mu\text{g}/\text{m}^3$)	Limit Level ($\mu\text{g}/\text{m}^3$)
A1	369	500
A2a	357	500

Note: All figures are rounded off to the nearest whole number.

Action and Limit Levels for Airborne Fibre

Monitoring Station	Action Level (fibre/ml)	Limit Level (fibre/ml)
AF1	0.006	0.01
AF2		
AF3		

Action and Limit Levels (L_{eq}) for Construction Noise

Time Period	Action Level	Limit Level (dB(A)), L_{eq} (30min)		
		N1	N2	N3
0700 – 1900 hours on normal weekdays	When one documented complaint is received from any one of the sensitive receivers	75	75	75
0700 – 2300 hours on public holidays including Sundays and 1900 – 2300 hours on all days		Subject to requirements stipulated in future Construction Noise Permits		
2300 – 0700 on all days				

Appendix B Event and Action Plans

Table B-1 Event/Action Plan for Air Quality

EVENT	ACTION			
	ET	IEC	ER	CONTRACTOR
ACTION LEVEL				
1. Exceedance for one sample	1. Identify source 2. Inform IEC and ER 3. Repeat measurement to confirm finding 4. Increase monitoring frequency to daily	1. Check monitoring data submitted by ET 2. Check Contractor's working method	1. Notify Contractor 2. Check monitoring data and Contractor's working methods	1. Rectify any unacceptable practice 2. Amend working methods if appropriate
2. Exceedance for two or more consecutive samples	1. Identify source 2. Inform IEC and ER 3. Repeat measurements to confirm findings 4. Increase monitoring frequency to daily 5. Discuss with Contractor, IEC and ER for remedial actions required 6. If exceedance continues, arrange meeting with IEC and ER 7. If exceedance stops, cease additional monitoring	1. Checking monitoring data submitted by ET 2. Check Contractor's working method 3. Discuss with ET and Contractor on possible remedial measures 4. Advise the ER on the effectiveness of the proposed remedial measures 5. Supervise implementation of remedial measures	1. Confirm receipt of notification of failure in writing 2. Notify Contractor 3. Check monitoring data and Contractor's working methods 4. Discuss with IEC and Contractor on potential remedial actions 5. Ensure remedial actions properly implemented	1. Submit proposals for remedial actions to ER within 3 working days of notification 2. Implement the agreed proposals 3. Amend proposal if appropriate
LIMIT LEVEL				
1. Exceedance for one sample	1. Identify source 2. Inform ER and EPD 3. Repeat measurement to confirm finding 4. Increase monitoring frequency to daily 5. Assess effectiveness of Contractor's remedial actions and keep IEC, EPD and ER informed of the results	1. Checking monitoring data submitted by ET 2. Check Contractor's working method 3. Discuss with ET and Contractor on possible remedial measures 4. Advise the ER on the effectiveness of the proposed remedial measures 5. Supervisor implementation of remedial measures	1. Confirm receipt of notification of failure in writing 2. Notify Contractor 3. Check monitoring data and Contractor's working methods 4. Discuss with ET Leader and Contractor potential remedial actions 5. Ensure remedial actions properly implemented	1. Take immediate action to avoid further exceedance 2. Submit proposals for remedial actions to ER within 3 working days of notification 3. Implement the agreed proposals 4. Amend proposal if appropriate
2. Exceedance for two or more consecutive samples	1. Identify source 2. Inform IEC, ER and EPD the causes & actions taken for the exceedances 3. Repeat measurement to confirm findings 4. Increase monitoring frequency to daily 5. Investigate the causes of exceedance, Contractor's working procedures to identify possible mitigation 6. Arrange meeting with IEC and ER to discuss the remedial actions to be taken 7. Assess effectiveness of Contractor's remedial actions and keep IEC, EPD and ER informed of the results 8. If exceedance stops, cease additional monitoring	1. Discuss amongst ER, ET and Contractor as the potential remedial actions 2. Review Contractor's remedial actions whenever necessary to ensure their effectiveness and advise the ER accordingly 3. Supervise the implementation of remedial measures	1. Confirm receipt of notification of failure in writing 2. Notify Contractor 3. Carry out analysis of Contractor's working procedures with IEC to determine possible mitigation to be implemented 4. Discuss amongst Environmental Team Leader and the Contractor potential remedial actions 5. Review Contractor's remedial actions whenever necessary to assure their effectiveness 6. If exceedance continues, consider what portion of the work is responsible and instruct the Contractor to stop that portion of work until the exceedance is abated	1. Take immediate action to avoid further exceedance 2. Submit proposals for remedial actions to ER within 3 working days of notification 3. Implement the agreed proposals 4. Resubmit proposals if problem still not under control 5. Stop the relevant portion of works as determined by the ER until the exceedance is abated

Table B-2 Event/Action Plan for Noise Impact

EVENT	ACTION			
	ET	IEC	ER	CONTRACTOR
Action Level is reached	<ol style="list-style-type: none"> 1. Inform IEC and ER 2. Carry out investigation 3. Report the results of the investigation to the IEC and Contractor 4. Discuss with the Contractor and formulate remedial measures 	<ol style="list-style-type: none"> 1. Discuss amongst ER, ET and Contractor on the potential remedial actions 2. Review Contractor's remedial actions whenever necessary to assure their effectiveness and advise the ER accordingly 3. Supervise the implementation of remedial measures 	<ol style="list-style-type: none"> 1. Confirm receipt of notification of failure in writing 2. Notify Contractor 3. Require Contractor to propose remedial measures for the analyzed noise problem 4. Ensure remedial measures are properly implemented 	<ol style="list-style-type: none"> 1. Submit noise mitigation proposal to IEC 2. Implement noise mitigation proposals
Limit Level is reached	<ol style="list-style-type: none"> 1. Inform IEC, ER, EPD and Contractor 2. Identify source 3. Repeat measurement to confirm findings 4. Carry out analysis of Contractor's working procedures to determine possible mitigation to be implemented 5. Inform IEC, ER and EPD the causes & actions taken for the exceedances 6. Assess effectiveness of Contractor's remedial actions and keep IEC, EPD and ER informed of the results 7. If exceedance stops cease additional monitoring 	<ol style="list-style-type: none"> 1. Discuss amongst ER, ET and Contractor on the potential remedial actions 2. Review Contractor's remedial actions whenever necessary to assure their effectiveness and advise the ER accordingly 3. Supervise the implementation of remedial measures 	<ol style="list-style-type: none"> 1. Confirm receipt of notification of failure in writing 2. Notify Contractor 3. Require Contractor to propose remedial measures for the analyzed noise problem 4. Ensure remedial measures are properly implemented 5. If exceedance continues, consider what portion of the work is responsible and instruct the Contractor to stop that portion or work until the exceedance is abated 	<ol style="list-style-type: none"> 1. Take immediate action to avoid further exceedance 2. Submit proposals for remedial actions to IEC within 3 working days of notification 3. Implement the agreed proposals 4. Resubmit proposals if problem still not under control 5. Stop the relevant portion of works as determined by the ER until the exceedance is abated

Appendix C

Environmental Site Inspection Observations and Event Contingency Plan for Environmental Complaints

Table C-3 Summary of Observations Made During Environmental Site Inspections

Date of Inspection	Major Observations	Action(s)
24 Oct 2007	Latest EP not displayed at the site entrance	Contractor reminded at the site meeting to rectify.
	Surface cracks observed on ground. Conditions are varied. Most of them are minor but some exhibit slight lifting of the concrete slab	Contractor to conduct baseline condition survey for these cracks for use of subsequent repair and monitoring for signs of deterioration .
	<ul style="list-style-type: none"> • Waste oil (free product) found floating on a water- filled trough below the removed oil tank inside the incineration plant • Oil soaked soil found on either sides of the trough 	Contractor asked to propose the method statement for clean-up.
1 Nov 2007	Stockpile of construction materials was observed	Contractor was asked to remove stockpile from site.
7 Nov 2007	Stockpile of dusty materials near open sea was observed	Contractor was asked to provide appropriate measures to prevent materials from being dispersed into open sea.
16 Nov 2007	Stagnant water outside Contractor's site office was observed	Contractor was reminded to remove it properly.
	General refuse was found inside gullies and drainage system within the site and also inside a room opposite to the boiler rooms	Contractor was reminded to remove and dispose of them properly.
	Waste oil was observed inside drip tray on site	Contractor was reminded to dispose of the oil properly as chemical waste. Provision of a larger drip tray was also recommended.
21 Nov 2007	Stagnant water inside a U-channel next to the western site boundary was observed	The Contractor was reminded to implement suitable mitigation measures to prevent mosquito breeding.
29 Nov 2007	Loose packing materials and general refuse found on-site likely to be blown away by strong winds	Tidying up and proper storage recommended.
5 Dec 2007	The Contractor was advised to replace some defective drip trays as soon as possible.	Defective drip trays were removed and replaced by new drip trays. (12 Dec 2007)
	A rubbish bin was provided for general refuse at a works site. However, the Contractor is reminded to ensure that no items of refused in the bin enters the open sea.	Rubbish bin was moved away from the edge of the pier and covered. (12 Dec 2007)
12 Dec 2007	A small amount of oil in a drip tray was observed. The Contractor is reminded to clear the drip tray as soon as possible.	Oil in the drip tray was cleared. (17 Dec 2007)

Date of Inspection	Major Observations	Action(s)
17 Dec 2007	Water at a disused oil tank house was found to have disappeared. The water collected at the trough was found contaminated with oil on the surface and was documented in the WMP submitted to EPD for agreement of treatment and disposal method. The Contractor was recommended to investigate the issue.	Investigation of water at disused oil tank house by Contractor is in progress. Water was observed in the following site inspection on 27 Dec 2007. It was believed that this was partly due to rain water collected in the trough on or about 23 Dec 2007. (27 Dec 2007)
	The Contractor was reminded to dispose of general refuse accumulated on site properly.	General refuse accumulated on site was disposed of properly. (27 Dec 2007)
27 Dec 2007	No major observations.	-
2 Jan 2008	Some loose rubbish was observed. The Contractor was reminded to ensure that no items of rubbish enter the adjacent open water.	The loose rubbish items were cleared. (9 Jan 2008)
	A used generator filter was observed in a drip tray. This should be removed and disposed of properly.	A used generator filter in a drip tray was removed and disposed. (9 Jan 2008)
9 Jan 2008	Some additional general refuse was observed next to a covered stockpile. The Contractor was reminded to properly dispose of all general refuse from the site.	Disposal of general refuse pending approval of trip ticket system. (23 Jan 2008)
14 Jan 2008	Some oil was found leaked outside a drip tray for a generator. The Contractor was reminded to clear and dispose of the spilled oil as soon as possible.	Leaked oil from a drip tray for generator was cleared and disposed of. (23 Jan 2008)
	Some fuel was found spilled outside a drip tray for a fuel drum. The Contractor was reminded to remove the spilled fuel and take appropriate measures to prevent further recurrence.	Spilled fuel from a drip tray of a fuel drum was removed. Also, the pump connected to the fuel drum was placed back in the drum. (23 Jan 2008)
23 Jan 2008	The amount of water in the trough inside the disused oil tank room had decreased compared to last week. This may be due to recent dry weather.	Keep in view. (No actions required)
30 Jan 2008	Drip trays provided for fuel cans are to be cleared regularly to prevent accumulation of rain water.	Drip trays were cleared of rain water. These, along with the fuel drums, were also covered with tarpaulin. (5 Feb 2008)
	The amount of water in disused oil tank inside incineration plant has increased slightly. Some rain water was considered to have entered from a hole on the roof.	No actions required.
5 Feb 2008	No new observation.	N/A

Date of Inspection	Major Observations	Action(s)
13 Feb 2008	No new observation.	N/A
18 Feb 2008	Some fuel was spilled outside drip trays provided for generator and fuel drums. The Contractor was reminded to remove the spilled fuel and ensure that no spilled fuel enters any manholes or drains. It was suggested that tarpaulin sheeting should be placed over concrete surface to facilitate ease of cleaning.	Tarpaulin sheeting was provided on concrete surface underneath drip trays for fuel drums. However, a fuel spill was observed next to a drip tray for a generator. No spilled fuel was observed near manholes / drains. The Contractor was reminded to ensure additional mitigation measures are provided when re-fuelling the generator. (27 Feb 2008)
27 Feb 2008	No new observation.	N/A
5 Mar 2008	Some rubbish items in a catchpit were observed. The Contractor was reminded to remove all obstructing items as soon as possible.	Rubbish items in a catchpit were removed. (10 Mar 2008)
10 Mar 2008	Deterioration of repair works for some surface cracks (nos. 5, 7, 12, 18 & 42) was observed. The Contractor was reminded to carry out further repair works as soon as possible.	Further repair works were carried out for surface crack nos. 5, 7, 12, 18 & 42. While surface crack nos. 7, 12, 18 & 42 were satisfactorily repaired, repair works for surface crack no. 5 had deteriorated again. The Contractor was reminded to perform further repair works as soon as possible. (20 Mar 2008)
20 Mar 2008	Deterioration of repair works for surface crack nos. 2 & 3 was observed. The Contractor was reminded to perform further repair works as soon as possible.	Repair works for surface crack nos. 2, 3 & 5 was not yet carried out. It will be followed up in this week. (26 Mar 2008)
26 Mar 2008	Deterioration of repair works for surface crack nos. 2, 3 & 5 were noted. The Contractor was suggested to perform repair works as soon as possible.	Repair works for surface cracks nos. 2, 3 & 5 had not yet been carried out due to inclement weather. The Contractor was reminded to follow-up as soon as weather conditions permit. (2 Apr 2008) Repair works for surface cracks nos. 2, 3 & 5 need to be carried out again (11 Apr 2008 – keep in view) Surface crack no. 2 & 3 were repaired to a satisfactory level. However, further repair works to surface crack no. 5 need to be carried out again. (16 Apr 2008) Deterioration of repair works to surface crack no. 5 was observed. It was noted that the access way which includes surface crack no. 5 is frequently used by construction plant. Further repair works are to be done at a later stage. (23 Apr 2008)
	Drip trays for diesel drums were filled with rainwater. The Contractor was recommended to remove the accumulated rainwater ASAP.	Tarpaulin sheeting was provided to cover diesel drums and drip trays. Accumulated rainwater was not observed. (2 Apr 2008)

Date of Inspection	Major Observations	Action(s)
2 Apr 2008	Several loose litter items around the site were observed. The Contractor was reminded to ensure good housekeeping on-site at all times.	Loose litter items were cleared. On-site housekeeping was satisfactory. (11 Apr 2008)
11 Apr 2008	No new observations of significance.	-
16 Apr 2008	Some visible smoke from the exhaust of a generator was observed. The Contractor was reminded to investigate and provide suitable mitigation measures as soon as possible.	The generator concerned was replaced. However, some visible smoke from the exhaust was again observed. The Contractor was asked to investigate the matter. (23 Apr 2008)
	Some stagnant surface run-off was observed. The Contractor was reminded to implement suitable mitigation measures.	Stagnant surface run-off was not observed. (23 Apr 2008)
23 Apr 2008	Some drip trays for fuel drums contained stagnant water. The Contractor was reminded to remove the water regularly as required.	Removal of collected rain water inside drip tray. (30 Apr 2008)
	Deterioration of repair works for surface cracks nos. 8 & 18 were observed.	Repair of surface cracks repair for nos. 8 & 18 was outstanding. (30 Apr 2008, 7 & 13 May 2008)
		Repair of surface cracks repair for nos. 8 & 18 was outstanding. Wet weather in the past few days had prevented further action. (21 May 2008)
		Further repair works for surface crack no. 8, 16 and 18 were outstanding. (28 May 2008)
		Further repair works for surface crack no. 8 and 16 were completed. However, further repair works for surface crack no. 18 was outstanding. (4 Jun 2008)
		Further repair works for surface crack no. 18 was outstanding. (11 Jun 2008)
Further repair works were completed for surface crack no. 18. (18 Jun 2008)		
30 Apr 2008	Drip tray with rainwater was noted. The Contractor was reminded to clear rainwater regularly.	Rain water was cleared from the drip tray.
	The Contractor was reminded to remove accumulated debris regularly. Covering with tarpaulin is recommended before collection on site.	Sorting of regular removal of accumulated debris was conducted, with tarpaulin covering provided for stockpiles before collection.
7 May 2008	Deterioration of surface crack nos. 14 & 16 was observed. Prompt	Further repair of surface cracks nos. 14 and 16 was outstanding. (13 May 2008)

Date of Inspection	Major Observations	Action(s)
	repair is required.	Repair of surface cracks repair for nos. 14 & 16 was outstanding. Wet weather in the past few days had prevented further action. (21 May 2008)
		Further repair works to surface crack no. 14 were completed. Further repair works for surface crack no. 16 were outstanding. (28 May 2008)
		Further repair works for surface crack no. 16 were completed. (4 Jun 2008)
	A stockpile of tree waste was observed. The Contractor was reminded to remove the waste properly.	A stockpile of tree waste was removed. (13 May 2008)
13 May 2008	Potential risk of dust dispersion from dry haul road and C&D material stockpile. The Contractor was reminded to provide adequate dust suppression measures such as wetting as soon as possible.	Wetting of dry haul road was provided. Also, tarpaulin covering was provided for C&D material stockpile. (21 May 2008)
	Some visible smoke was observed in the emission from a generator. The Contractor was reminded to provide maintenance as soon as possible.	Maintenance was provided to the generator, and no visible smoke was observed afterwards. (28 May 2008)
	Some water leakage from two hoses were observed. The Contractor was reminded to remedy the matter as soon as possible.	Water leakage from one hose was fixed. (21 May 2008) The nozzle of the second leaking water hose was replaced. No water leakage was observed. (4 Jun 2008)
21 May 2008	Some deterioration of surface crack no. 15 was observed. Further repair works were considered necessary.	Further repair works to surface crack no. 15 were completed. (28 May 2008)
28 May 2008	Some stagnant water was observed in a drip tray. The Contractor was reminded to provide suitable mitigation measures to prevent overflow or mosquito breeding.	Tarpaulin covering provided for drip tray and fuel drums. No stagnant water was observed. (4 Jun 2008)
4 Jun 2008	Some loose rubbish items within the site were observed. The Contractor was reminded to maintain good site housekeeping at all times.	Some loose rubbish items within the site were removed. (11 Jun 2008)
11 Jun 2008	Seepage of water from site through hoarding.	Cement was used to seal the gaps in hoarding. (18 Jun 2008)
	Oil drums not on tray.	Drip trays were provided for oil drums. (27 Jun 2008)
	Opened door of a genset near SDP 18 should be closed under operation.	The genset door was closed during operation. (18 Jun 2008)
	Need to further maintain water taps to prevent water leakage.	Further maintenance was provided for water taps. (3 Jul 2008)

Date of Inspection	Major Observations	Action(s)
	<p>Inappropriate design of sedimentation tank. Muddy water was discharging to a manhole near to SDP 14.</p> <p>Waste TVs and dry cells were found.</p>	<p>Pending EPD approval of revised design. (keep in view – 18 Jun 2008)</p> <p>EPD had no comment on revised EMP, which included revised sedimentation tank design. (9 Jul 2008)</p> <p>Waste TVs and dry cells were removed. (18 Jun 2008)</p>
18 Jun 2008	Some stagnant water was observed at a site boundary next to the refuse pier. The Contractor was reminded to implement mitigation measures to prevent overflow or mosquito breeding.	Stagnant water was cleared from the site boundary. (27 Jun 2008)
27 Jun 2008	A couple of drip trays were filled with stagnant water. The Contractor was reminded to clear the stagnant water as soon as possible.	<p>Stagnant water in one drip tray was cleared. However, the other drip tray still contained some stagnant water. This is to be rectified as soon as possible. (3 Jul 2008)</p> <p>The remaining drip tray containing some stagnant water was cleared. (9 Jul 2008)</p>
3 Jul 2008	Some bitumen was spilt onto the ground near Chimney B at KTIP. The Contractor was reminded to remove and dispose of the bitumen as chemical waste.	Bitumen was removed and disposed of as chemical waste. (9 Jul 2008)
9 Jul 2008	Some stagnant water near the refuse pier was observed. The Contractor was reminded to implement suitable mitigation measures to prevent overflow and mosquito breeding.	Stagnant water near the refuse pier was removed. (15 Jul 2008)
15 Jul 2008	<p>The label for a chemical waste store was incorrect. The Contractor was advised to rectify the error. The containment capacity should also be increased.</p> <p>Some site run-off was leaking out to public footpath and drain at Cadogan Street through hoarding. The Contractor was reminded to implement suitable mitigation measures as soon as possible.</p> <p>As a general reminder, appropriate measures to mitigate dust impact (such as water spray) are to be implemented during demolition works.</p>	<p>The label for a chemical waste store (near Chimney C) should be rectified to “CHEMICAL WASTE (化學廢物)” in accordance with the Waste Disposal (Chemical Waste) (General) Regulation. (23 Jul 2008)</p> <p>The new label reading “CHEMICAL WASTE (化學廢物)” was affixed on the entrance of the chemical waste store. (30 Jul 2008)</p> <p>The Contractor commented that the containment capacity for chemical waste storage would be increased when required. (keep in view)</p> <p>Additional concrete was provided to seal hoarding boundary leaks. (23 Jul 2008)</p> <p>Water sprays were provided during demolition works. (23 Jul 2008)</p>

Date of Inspection	Major Observations	Action(s)
	As a general reminder, the Contractor should ensure sufficient canvas/tarpaulin for C&D waste stockpiles.	Additional canvas was provided for C&D waste stockpiles.
23 Jul 2008	No new observations of significance.	-
30 Jul 2008	Extra canvas/tarpaulin was recommended for C&D waste stockpiles inside incineration plant building.	Additional canvas/tarpaulin sheets were provided. (7 Aug 2008)
	Some stagnant water was observed near a sedimentation tank. The Contractor was reminded to implement suitable mitigation measures as soon as possible.	The area where stagnant water was observed was filled with concrete. (7 Aug 2008)
	One page (page 2) was missing from the Environmental Permit posted at the site entrance. The Contractor was asked to replace the missing page as soon as possible.	The missing page of the EP was replaced. (7 Aug 2008)
7 Aug 2008	A water pond next to a leaking water meter at the main site entrance was observed. The Contractor was reminded to implement suitable mitigation measures as soon as possible.	The water pond was removed and the area concerned was filled with concrete. (13 Aug 2008)
	Stagnant water in a drip tray was observed. This should be cleared as soon as possible.	Stagnant water in a drip tray was removed. (13 Aug 2008)
	The label for a chemical waste store had fallen off. It should be re-affixed to the entrance as soon as possible.	The label for a chemical waste store was re-affixed to the entrance. (13 Aug 2008)
	Tarpaulin covering for a stockpile of C&D waste next to Lairage Block was damaged and should be replaced as soon as possible.	Tarpaulin covering for a C&D waste stockpile was replaced. (13 Aug 2008)
13 Aug 2008	Leakage from a water hose near Chimney B was observed. The Contractor was advised to rectify the matter as soon as possible.	Water hose was moved from the area near Chimney B. No water pond was observed. (18 Aug 2008)
18 Aug 2008	As a reminder, the Contractor should remove all empty containers from the chemical waste storage area.	Removal of empty containers from the chemical waste storage area remains outstanding. (27 Aug 2008, 5 & 10 Sep 2008)
		The Contractor is currently arranging EPD-approved chemical waste collector to collect the chemical waste, and has advised that pre-collection sampling is not required. Removal on or before 26 Sep 2008. (17 Sep 2008)
		Chemical waste removal to be conducted on or before 26 Sep 2008. (22 Sep 2008)
		Chemical waste was removed from site by a qualified waste collector on 29 Sep 2008. (2 Oct 2008)

Date of Inspection	Major Observations	Action(s)
27 Aug 2008	Some stagnant water in a drip tray was observed. The Contractor was reminded to remove the water as soon as possible.	Stagnant water in a drip tray was removed. (5 Sep 2008)
	The Environmental Permit at the main site entrance was missing. It should be replaced as soon as possible.	A new copy of the Environmental Permit was placed at the main site entrance. (5 Sep 2008)
5 Sep 2008	Some used liquid containers were not properly stored or disposed of. The Contractor was reminded to ensure good site housekeeping at all times.	Used liquid containers were removed from site area. (10 Sep 2008)
	Mud was observed in a drainage channel. The Contractor was reminded to remove the mud as soon as possible.	The drainage channel was cleared of mud. (10 Sep 2008)
	As a general reminder, all stagnant water on site should be cleared immediately.	Most stagnant water was cleared. However, some stagnant water in the area between SOP 8A and SOP 8B was still observed. The Contractor was reminded to clear it as soon as possible. (10 Sep 2008)
		The area between SOP 8A and SOP 8B is to be covered with a layer of backfill on or before 18 Sep 2008. (17 Sep 2008)
		A layer of backfill was provided for the area between SOP 8A and SOP 8B. No stagnant water was observed. (22 Sep 2008)
	Outlet compartment in sedimentation tank was empty. As a result, there is a risk that water discharge samples cannot be obtained to fulfil licence conditions.	Outlet compartment in the sedimentation tank was still empty. (10, 17 & 22 Sep 2008, 2, 9, 15, 20 & 29 Oct 2008, 5, 13, 17 & 26 Nov 2008, 3, 10, 15, 23 & 31 Dec 2008, 7, 14 & 19 Jan 2009)
		Outlet compartment in the sedimentation tank was still empty. (Note: EPD has visited the site on the morning of 19 Jan 2009 and has requested the Contractor to increase the capacity of the sedimentation tank.) (30 Jan 2009)
		Outlet compartment in the sedimentation tank remained empty. (6, 11, 16 & 25 Feb 2009, 4, 11, 17 & 25 Mar 2009, 1, 8, 14, 21 & 29 Apr 2009, 6, 13, 18 and 27 May 2009, 3, 10, 16 & 25 Jun 2009)
Sedimentation tanks are scheduled for removal from site next week as part of general site clearance. (3 Jul 2009)		
Removal of sedimentation tanks from site has taken place. (8 Jul 2009)		

Date of Inspection	Major Observations	Action(s)
	A previous site investigation trial pit in the existing concrete ground slab was observed in the rubble area next to Chimney B. The Contractor was advised to backfill the trial pit as soon as possible. (This is to be identified as surface crack no. 43.)	The previous site investigation site pit was backfilled with concrete. (10 Sep 2008)
	Deterioration in the condition of surface crack no. 14 was observed. Further repair works should be provided.	Further repair works were provided for surface crack no. 14. (10 Sep 2008)
10 Sep 2008	Chemical waste storage area was relocated to the pump house near Chimney A. However, proper labelling for the new location had not been provided.	The Contractor agreed to provide a proper label for the chemical waste storage area on or before 19 Sep 2008. The label shall be provided in accordance with the details as indicated in the relevant Code of Practice. (17 Sep 2008)
		Proper labelling of the chemical waste storage area was provided. (22 Sep 2008)
		Chemical waste was removed from site by a licensed waste collector on 29 Sep 2008. (2 Oct 2008)
17 Sep 2008	Some stagnant water was observed next to site hoarding near SOP 16. The Contractor was reminded to remove it as soon as possible.	Most of the stagnant water near SOP 16 was removed. The Contractor is reminded to ensure that stagnant water is minimised as much as possible. (22 Sep 2008)
		Stagnant water from any leaking hoses should be removed as soon as possible to minimise mosquito breeding risk. (2, 9 & 15 Oct 2008)
		As a reminder, stagnant water from any leaking hoses and taps should be removed as soon as possible to minimise mosquito breeding risk. (20 & 29 Oct 2008)
		Stagnant water control measures appeared satisfactory. (5 Nov 2008)
	Used bamboo items at SOP 15 & SOP 16 were removed. (22 Sep 2008)	
	The Contractor is reminded to inspect all water hoses for any leaks to minimise stagnant water formation.	The Contractor is reminded to inspect all water hoses for any leaks to minimise stagnant water formation. (22 Sep 2008 & 2, 9 & 15 Oct 2008)
		As a reminder, all water hoses and taps should be inspected regularly to minimise stagnant water formation. (20 & 29 Oct 2008)
Stagnant water control measures appeared satisfactory. (5 Nov 2008)		
Stagnant water was observed on top of several oil drums.	The oil drums were cleared. No stagnant water was observed. (22 Sep 2008)	
22 Sep 2008	Some electrical boxes were observed on site and should be removed.	Removal of some electrical boxes was outstanding. (2 & 9 Oct 2008)

Date of Inspection	Major Observations	Action(s)
		ER has issued a letter of reminder to Contractor regarding electrical boxes. (15 Oct 2008)
2 Oct 2008	The door of the chemical waste storage area should be checked to ensure it functions properly.	The front door of the chemical waste store is to be replaced. The Contractor has proposed using a container as a long-term chemical waste store. (20 Oct 2008)
		Chemical waste has been relocated to the store room under the podium of KTIP (near SOP 6). (29 Oct 2008)
		The door of the relocated chemical waste store was secured with locks. (5 Nov 2008)
9 Oct 2008	No new observations of significance.	-
15 Oct 2008	Some bamboo and tyre waste was observed. The Contractor was reminded to remove this waste as soon as possible.	Bamboo waste was removed from site, and waste tyres are to be reused for other site activities. (20 Oct 2008)
	Some used cement paste was observed in the ash/rubble area near Chimney B. The Contractor was reminded to ensure good site housekeeping at all times.	Used cement paste was removed. The ash/rubble area near Chimney B was generally tidy. (20 Oct 2008)
20 Oct 2008	As a general reminder, dust suppression measures should be implemented during demolition works.	N/A
	As a general reminder, suitable precaution measures should be implemented during machinery maintenance to prevent contamination of site area or run-off by hazardous chemicals.	N/A
29 Oct 2008	Sorting of recently-generated C&D waste should be performed as soon as possible.	Sorting of recently-generated C&D waste was ongoing during demolition works. (5 Nov 2008)
5 Nov 2008	Part of the tarpaulin enclosure for DCM waste in the ash/rubble area was missing. The Contractor was reminded to provide adequate measures to comply with the relevant codes of practice as soon as possible.	Tarpaulin sheeting was provided to re-enclose DCM waste storage area. However, it has since been damaged again. The Contractor was reminded to rectify the matter as soon as possible. (13 Nov 2008)
		Tarpaulin sheeting which was provided to re-enclose DCM waste storage area was damaged and has not been repaired / replaced yet. The Contractor was reminded to rectify the matter as soon as possible. (17 Nov 2008)
		All DCM waste in the DCM waste storage area near Chimney B has been disposed at SENT Landfill. (26 Nov 2008)
13 Nov 2008	No new observations.	-

Date of Inspection	Major Observations	Action(s)
17 Nov 2008	The original ACM waste store room currently used for storing DCM waste containers should have a correct label (DCM waste) at the entrance.	A new label for DCM waste was provided at the entrance of the original ACM store room currently used for storing DCM waste containers. (26 Nov 2008)
	A used bottle containing chemicals was found near the site entrance. The bottle should be handled properly and stored if it is found to be a chemical waste.	The used bottle containing chemicals was removed from near the site entrance and retained for relevant site activities (such as plant maintenance). (26 Nov 2008)
26 Nov 2008	A small water pond formed from site run-off was observed near the refuse pier. The Contractor was reminded to ensure effective implementation of all site run-off control measures.	Water pond observed was cleared. (3 Dec 2008)
3 Dec 2008	As a general reminder, the Contractor was reminded to clear all rubbish items from site at regular intervals.	Clearing of all rubbish items from site at regular intervals should be conducted. (10 Dec 2008) Rubbish items were cleared from site. (15 Dec 2008)
10 Dec 2008	No new observations.	-
15 Dec 2008	A few holes in the concrete bund at the site boundary north of the KTIP ash/rubble area were observed. The Contractor was reminded to ensure that no site run-off enters the open waters.	The holes in the concrete bund were sealed with fresh cement. (23 Dec 2008)

Date of Inspection	Major Observations	Action(s)
	C&D waste at the barging point was at risk of falling into the open waters. The Contractor was reminded to implement all preventive measures as soon as possible.	<p>C&D waste at the barging point was being loaded onto a barge during the subsequent weekly site inspection. The Contractor was reminded to implement all preventive measures against C&D waste falling into the open waters. (23 Dec 2008)</p> <p>Some buffer sheets were provided at the barging point site boundary to prevent C&D waste falling into the sea. However, further extension of this measure was considered necessary. (31 Dec 2008)</p> <p>Additional buffer sheets were printed at the barging point site boundary. Further monitoring of this area and any necessary maintenance should be conducted on an ongoing basis to ensure this measure effectively prevents C&D waste falling into the sea. (7 Jan 2009)</p> <p>The barging point site boundary should be kept tidy and all necessary measures should be maintained to prevent C&D waste falling into the sea. (14 Jan 2009)</p> <p>The barging point site boundary should be kept tidy and all necessary measures should be maintained to prevent C&D material falling into the sea. (19 Jan 2009)</p> <p>A buffer zone of about 1 m was created between the C&D material stockpile and barging point site boundary. Furthermore, a small bund was formed at the same site boundary to prevent loose C&D material from falling into the sea. (30 Jan 2009)</p>
23 Dec 2008	No new observations.	-
31 Dec 2008	No new observations.	-
7 Jan 2009	As a general reminder, C&D waste should be sorted and disposed of at regular intervals.	Sorting and disposal of C&D waste was being performed on an ongoing basis. (14 Jan 2009)
14 Jan 2009	No new observations.	-
19 Jan 2009	No new observations.	-
30 Jan 2009	As a general reminder, the Contractor is advised to remove all C&D waste from site at regular intervals.	<p>Pending follow-up action from Contractor. (4 Feb 2009)</p> <p>C&D waste stockpiles were removed from site. (11 Feb 2009)</p>
4 Feb 2009	Some stagnant water was observed in a drip tray. The Contractor was reminded to implement suitable mitigation measures as soon as possible.	Stagnant water was removed from drip tray. No stagnant water was observed. (11 Feb 2009)

Date of Inspection	Major Observations	Action(s)
11 Feb 2009	The Contractor was reminded to ensure that the new storage areas for DCM waste are fully enclosed in accordance with the relevant regulations.	Solidified DCM drums are stored inside fully enclosed storage areas. (16 Feb 2009)
16 Feb 2009	Stagnant water pond was observed at water tank. The Contractor was recommended that all necessary anti-mosquito measures should be implemented on site.	Stagnant water was removed from the vicinity of the water tank. (25 Feb 2009)
	A stockpile of broken concrete (building debris) at the SE corner near HVS was not entirely covered by tarpaulin. The Contractor was recommended to cover the stockpile properly.	Additional tarpaulin was provided for a stockpile of broken concrete (building debris) at the SE corner near HVS. (25 Feb 2009)
25 Feb 2009	Some C&D material awaiting disposal at the barging point had spilt close to the site boundary. The Contractor was reminded to ensure that C&D material on site does not enter the open waters.	Ongoing maintenance of a buffer zone between the C&D material stockpile and barging point site boundary was being conducted. The Contractor was reminded to implement all necessary measures to prevent C&D material entering the open waters. (4 Mar 2009)
		Note: The Contractor had cleared the split C&D material at the site boundary following the original observation on 25 Feb 2009 (including the pier and barging point).
		The Contractor was reminded to implement all necessary measures to prevent C&D material entering the open waters. (11 Mar 2009)
4 Mar 2009	Nil.	-
11 Mar 2009	Sedimentation tanks near SOP14 and SOP18 had been disconnected and relocated respectively to facilitate site works, but had not been reinstated after such works were completed. The Contractor was reminded to reinstate the sedimentation system as soon as possible.	The sedimentation system was reinstated to its original state. (17 Mar 2009)
	The Contractor was reminded to maintain general site cleanliness at all times.	The Contractor was reminded to maintain general site cleanliness at all times. (17 Mar 2009) The general site condition was considered satisfactory. (25 Mar 2009)
17 Mar 2009	Nil.	-

Date of Inspection	Major Observations	Action(s)
25 Mar 2009	The Contractor was reminded to clear all stagnant water ponds after heavy rain.	Stagnant water ponds were cleared. No stagnant water was observed. (1 Apr 2009)
1 Apr 2009	The drain pipes for the sedimentation tank near SOP 18 were being replaced with larger-sized pipes (100 mm diameter). Works was in progress. The Contractor was urged to complete this task promptly.	Replacement of drain pipes for the sedimentation tank near SOP 18 was outstanding. (8 Apr 2009) Drain pipe for sedimentation tank was replaced. (14 Apr 2009)
8 Apr 2009	Further repair works for surface cracks nos. 16 & 17 was required. Also, reinstatement works for surface crack no. 32 has been completed.	Further repair works for surface cracks nos. 16 & 17 was outstanding. (14 Apr 2009) Further repair works for surface cracks nos. 16 & 17 had been performed. (21 Apr 2009)
14 Apr 2009	Some stagnant water ponds were observed. The Contractor was reminded to implement suitable mitigation measures to prevent mosquito breeding.	Stagnant water pond had been either cleared or provided with pumps to remove water present. (21 Apr 2009)
	It was recommended that the Contractor review the sedimentation tank arrangement, especially the size of connection pipes between tanks.	A larger connection pipe with pump had been provided for the sedimentation tanks. (21 Apr 2009)
21 Apr 2009	The Contractor was reminded to implement suitable mitigation measure for any water ponds which are formed after heavy rain.	Pumps were provided to remove water ponds formed and drain holes were cleared. (29 Apr 2009)
29 Apr 2009	Discharging tanks of the sedimentation tank system were missing and required prompt rectification by the Contractor.	Discharging tanks of the sedimentation tank system were still missing and prompt rectification by the Contractor is still required. (6 & 13 May 2009)
		Discharging tanks of the sedimentation tank system near SOP 18 were still missing and prompt rectification by the Contractor is still required. (18 May 2009)
		The Contractor was again reminded to provide a sedimentation tank near SOP 18 as soon as possible in order to rectify the sedimentation system. (27 May 2009)
		The Contractor was again reminded to provide a sedimentation tank near SOP 18 as soon as possible in order to rectify the sedimentation system. (3 Jun 2009)
		A sedimentation tank was provided near SOP 18. However, reconnection is still required. (10 Jun 2009)
		Reconnection of the sedimentation tank system was completed. (16 Jun 2009)
6 May 2009	No new observations.	-

Date of Inspection	Major Observations	Action(s)
13 May 2009	No new observations.	-
18 May 2009	Reconnection of the sedimentation tank near SOP 15 is required.	Reconnection of the sedimentation tank near SOP 15 remains outstanding. (27 May 2009)
		Reconnection of the sedimentation tank near SOP 15 remains outstanding. (3 & 10 Jun 2009)
		Reconnection of the sedimentation tank system was completed. (16 Jun 2009)
	The Contractor was asked to provide a sedimentation tank near SOP 18 as soon as possible, in order to complete follow-up observation no. 1 of 29 Apr 2009. (see above)	The Contractor was again reminded to provide a sedimentation tank near SOP 18 as soon as possible in order to rectify the sedimentation system. (27 May 2009)
The Contractor was again reminded to provide a sedimentation tank near SOP 18 as soon as possible in order to rectify the sedimentation system. (3 Jun 2009)		
A sedimentation tank was provided near SOP 18. However, reconnection is still required. (10 Jun 2009)		
Reconnection of the sedimentation tank system was completed. (16 Jun 2009)		
27 May 2009	The Contractor was reminded to promptly clear stagnant water ponds after heavy rain, including the wheel wash pit.	The Contractor was again reminded to promptly clear stagnant water ponds after heavy rain, including the wheel wash pit and site boundary. (3 Jun 2009)
		Stagnant water removal was in progress. No stagnant water was observed in the wheel wash pit and at the site boundary during this site walk. (10 Jun 2009)
		Removal of stagnant water ponds was outstanding. (16 Jun 2009)
		Some stagnant water ponds were still observed. The Contractor is reminded to remove these as soon as possible. (25 Jun 2009)
		Stagnant water ponds were cleared from site and were not observed during this site walk. (3 Jul 2009)
3 Jul 2009	Stagnant water was observed in the last manhole prior to connection to the sedimentation system near SOP 18. The Contractor was further reminded of the need to rectify other observations still outstanding in this area.	Stagnant water removal has been performed by Contractor. The Contractor is reminded to implement suitable mitigation measures against mosquito breeding where required. (10 Jun 2009)
		Mosquito oil was being provided by Contractor at potential mosquito breeding areas. (16 Jun 2009)
10 Jul 2009	No new observations.	-

Date of Inspection	Major Observations	Action(s)
16 Jul 2009	No new observations. (Remark: The Contractor was reminded to compile a photo database of all recorded surface cracks and general site condition for record purposes.)	-
25 Jul 2009	No new observations.	-
3 Jul 2009	No new observations. (Remark: Representatives from EPD attended this site walk.)	-
8 Jul 2009	The Contractor was reminded to clear any stagnant water ponds from site as soon as possible.	-
	The Contractor was reminded to clear all remaining C&D material from site as part of final site clearance.	-

Table C-4 Event Contingency Plan for Environmental Complaints

STEP	DAY	ACTION	CONTRACTOR	ER	ET	IEC
1	1	Party receiving complaint shall create a new complaint record. If the Contractor receives a complaint, he shall pass the information to the ER.	◆	◆	◆	
2	1	ER to ensure details of complaint provided to Contractor (if complaint not originally received by the Contractor), ET and IEC		◆		
3	2	Within 1 working day after the receipt of the Notification of Complaint, provide ER relevant works site information, e.g. types and locations of construction works.	◆			◇
4	2	Investigate the complaint to determine its validity, and to assess whether the source of the problem is due to the works activities. Report the validity of the complaint to ER.				◆◇
5	2	If complaint is valid and due to works, ER shall notify the Contractor. If complaint is invalid or not due to works, Go to Step 12.		◆		
6	2	Propose mitigation measures to ER within 1 working day of the receipt of the Notification.	◆			◇
7	2	Review and agree with the proposed mitigation measures and make recommendations where necessary.		◆◇		◆◇
8	2	Implement the mitigation measures once they have been agreed.	◆			
9	4	Audit the implementation of the proposed mitigation measures on site within 2 working days after measures have been agreed.		◆◇		◆◇
10	-	Undertake additional monitoring to verify the situation where necessary.			◆	
11	4	Report the investigation results and subsequent actions taken to ER within 2 working days after the implementation of mitigation measures.	◆		◆	
12	5	Respond to the complainant within 1 working day after receiving the investigation report.		◆		
13	25	If no further comments or complaints are received from the complainant within 20 working days after responding to the complainant, close the complaint record. If the complainant has further comments or complaints on the same issue, notify other parties on the same day and go to step 2.		◆		◆◇

◆ Action Party

◇ Enter comments/ proposals into appropriate complaint record where applicable

Appendix D

Air Quality Monitoring Results and Graphical Presentation

EM&A Air Quality Monitoring Results

1-hour TSP Monitoring Results at Station A1

Date	Weather Condition	Starting Time	End Time	Concentration, $\mu\text{g}/\text{m}^3$				Site Conditions / Observations
				1st	2nd	3rd	Average	
21-Dec-07	Sunny	09:00	12:00	89	109	112	103	construction work in progress, including welding
27-Dec-07	Sunny	09:00	12:00	112	121	118	117	construction work in progress, including welding
02-Jan-08	Sunny	09:05	12:05	179	235	219	211	construction work in progress
08-Jan-08	Sunny	09:15	12:15	238	239	215	231	construction work in progress, welding work
14-Jan-08	Cloudy	10:15	13:15	122	119	125	122	construction work in progress
18-Jan-08	Cloudy	09:10	12:10	204	223	249	225	construction work in progress, welding, concrete work
24-Jan-08	Cloudy	09:10	12:10	221	234	219	225	construction work in progress
30-Jan-08	Cloudy	09:00	12:00	142	138	121	134	construction work in progress
05-Feb-08	Cloudy	09:30	12:30	158	166	151	158	construction work in progress
11-Feb-08	Sunny	09:10	12:10	301	326	310	312	construction work in progress
15-Feb-08	Fine	08:50	11:50	191	182	196	190	construction work in progress, welding
21-Feb-08	Sunny	09:50	12:50	189	201	214	201	construction work in progress, welding
27-Feb-08	Sunny	09:10	12:10	165	175	182	174	construction work in progress
04-Mar-08	Sunny	09:10	12:10	269	272	193	245	construction work in progress
10-Mar-08	Sunny	08:50	11:50	171	192	186	183	construction work in progress, welding
14-Mar-08	Sunny	08:50	11:50	142	152	158	151	construction work in progress
20-Mar-08	Fine	08:50	11:50	156	182	175	171	construction work in progress, steel bending
26-Mar-08	Rainy	08:50	11:50	250	224	239	238	construction work in progress
01-Apr-08	Rainy	08:45	11:45	126	137	144	136	construction work in progress
07-Apr-08	Sunny	08:50	11:50	141	129	156	142	construction work in progress
11-Apr-08	Cloudy	09:00	12:00	149	127	135	137	construction work in progress
17-Apr-08	Fine	08:50	11:50	196	206	214	205	construction work in progress, welding, painting
23-Apr-08	Cloudy	09:30	12:30	158	177	160	165	construction work in progress
29-Apr-08	Cloudy	09:30	12:30	149	154	166	156	construction work in progress
05-May-08	Sunny	09:00	12:00	119	124	135	126	construction work in progress, cutting
09-May-08	Sunny	09:05	12:05	140	138	160	146	demolition work in progress
15-May-08	Sunny	09:00	12:00	258	264	234	252	demolition work, breaker
21-May-08	Cloudy	09:25	12:25	141	135	125	134	demolition work, breaker, scaffolding (bamboo)
27-May-08	Fine	09:00	12:00	114	142	135	130	demolition work in progress
02-Jun-08	Fine	09:00	12:00	128	101	90	106	demolition work in progress, breaker, excavation work, steel bending
06-Jun-08	Rainy	09:00	12:00	68	72	77	72	demolition work, breaker
12-Jun-08	Fine	09:00	12:00	98	112	115	108	demolition, breaker, excavation
18-Jun-08	Cloudy	08:30	11:30	97	88	69	85	demolition work, breaker, excavation

24-Jun-08	Fine	08:40	11:40	182	179	198	186	demolition work, excavation, breaker
30-Jun-08	Rainy	09:05	12:05	66	72	69	69	demolition work, breaker
04-Jul-08	Sunny	12:00	15:00	172	139	155	155	demolition work, excavator
10-Jul-08	Rainy	09:30	12:30	46	52	43	47	demolition work in progress
16-Jul-08	Sunny	09:00	12:00	219	234	208	220	demolition, excavator, breaker
22-Jul-08	Sunny	09:00	12:00	158	172	176	169	demolition work, breaker, excavator
28-Jul-08	Sunny	09:00	12:00	284	279	289	284	demolition work, excavation, breaker (2)
01-Aug-08	Sunny	09:00	12:00	248	273	240	254	demolition work, breaker, excavator
07-Aug-08	Cloudy	09:10	12:10	172	174	169	172	demolition work, excavator
13-Aug-08	Sunny	09:05	12:05	233	198	214	215	demolition work in progress
19-Aug-08	Sunny	09:00	12:00	141	172	168	160	demolition work, breaker, excavator
25-Aug-08	Sunny	09:10	12:10	76	79	88	81	demolition work, excavation, breaker (WSD site)
29-Aug-08	Sunny	09:00	12:00	162	175	171	169	excavator work
04-Sep-08	Fine	09:10	12:10	198	211	215	208	demolition work, excavator work
10-Sep-08	Sunny	09:00	12:00	96	101	112	103	demolition work in progress; hand-held breaker (WSD site)
16-Sep-08	Sunny	09:00	12:00	124	136	135	132	demolition work, excavator
22-Sep-08	Sunny	09:00	12:00	149	165	224	179	demolition work, breaker, excavator
26-Sep-08	Sunny	09:18	12:18	114	126	138	126	nil
02-Oct-08	Sunny	09:00	12:00	191	202	215	203	demolition work in progress
08-Oct-08	Fine	09:00	12:00	124	138	140	134	demolition work in progress
14-Oct-08	Fine	08:50	11:50	155	172	168	165	demolition work, breaker
20-Oct-08	Sunny	09:05	12:05	79	92	88	86	demolition work, breaker, excavator
24-Oct-08	Fine	09:00	12:00	179	188	197	188	demolition work, breaker
30-Oct-08	Sunny	09:00	12:00	234	210	211	218	demolition work, breaker, excavator
05-Nov-08	Cloudy	09:00	12:00	68	72	77	72	demolition work, breaker, excavator
11-Nov-08	Sunny	09:00	12:00	141	152	166	153	demolition work, breaker, excavator
17-Nov-08	Sunny	09:00	12:00	149	156	177	161	demolition work, breaker, excavator
21-Nov-08	Sunny	09:00	12:00	172	165	154	164	demolition work, breaker, excavator
27-Nov-08	Sunny	09:00	12:00	179	186	189	185	demolition work in progress
03-Dec-08	Fine	09:00	12:00	139	144	156	146	demolition work, excavator work
09-Dec-08	Sunny	09:00	12:00	181	169	189	180	demolition work in progress
15-Dec-08	Sunny	09:00	12:00	229	246	258	244	demolition work in progress
19-Dec-08	Sunny	09:00	12:00	188	192	201	194	demolition work in progress

24-Dec-08	Cloudy	09:00	12:00	101	114	115	110	demolition work in progress
31-Dec-08	Cloudy	08:50	11:50	101	114	109	108	demolition work, excavator work
06-Jan-09	Sunny	09:00	12:00	123	134	119	125	demolition work, breaker, excavator
12-Jan-09	Sunny	09:10	12:10	142	136	121	133	breaker, excavator, demolition work, crane operation
16-Jan-09	Sunny	08:50	11:50	168	175	179	174	demolition work, excavator
22-Jan-09	Fine	09:00	12:00	246	259	271	259	demolition work, excavator
29-Jan-09	Sunny	08:50	11:50	112	138	191	147	no site activities observed
04-Feb-09	Sunny	09:00	12:00	114	121	125	120	demolition work in progress
10-Feb-09	Sunny	08:50	11:50	291	248	256	265	nil
16-Feb-09	Cloudy	08:50	11:50	101	89	94	95	nil
20-Feb-09	Cloudy	09:00	12:00	145	149	162	152	nil
26-Feb-09	Cloudy	08:50	11:50	138	125	109	124	excavator work (WSD site)
04-Mar-09	Cloudy	08:50	11:50	98	102	105	102	excavator work
10-Mar-09	Cloudy	09:00	12:00	88	91	97	92	nil
16-Mar-09	Fine	09:00	12:00	101	88	97	95	excavator work, breaker (near site)
20-Mar-09	Cloudy	08:50	11:50	179	195	131	168	excavator work
26-Mar-09	Cloudy	09:00	12:00	218	210	209	212	excavator work
01-Apr-09	Sunny	08:50	11:50	117	124	129	123	excavator work
07-Apr-09	Cloudy	08:50	11:50	74	69	78	74	excavator work, breaker
14-Apr-09	Sunny	09:10	12:10	109	114	139	121	nil
17-Apr-09	Sunny	09:00	12:00	101	114	125	113	excavator work
23-Apr-09	Cloudy	09:00	12:00	144	169	177	163	breaker, excavator work
29-Apr-09	Fine	08:50	11:50	111	98	87	99	nil
05-May-09	Sunny	08:50	11:50	89	77	74	80	nil
11-May-09	Fine	08:50	11:50	79	90	68	79	nil
15-May-09	Fine	09:00	12:00	104	119	121	115	excavator work
21-May-09	Fine	08:50	11:50	68	90	75	78	excavator work
27-May-09	Cloudy	09:00	12:00	94	88	97	93	nil
02-Jun-09	Sunny	09:00	12:00	128	101	119	116	excavation work
08-Jun-09	Fine	09:10	12:10	88	94	101	94	nil
12-Jun-09	Fine	09:00	12:00	69	72	70	70	nil
18-Jun-09	Sunny	08:55	11:55	92	88	97	92	excavator work
24-Jun-09	Fine	09:00	12:00	66	74	77	72	nil
30-Jun-09	Fine	09:00	12:00	80	69	73	74	nil
06-Jul-09	Sunny	09:00	12:00	80	75	89	81	nil
							Min.	43
							Max.	326
							Average	150

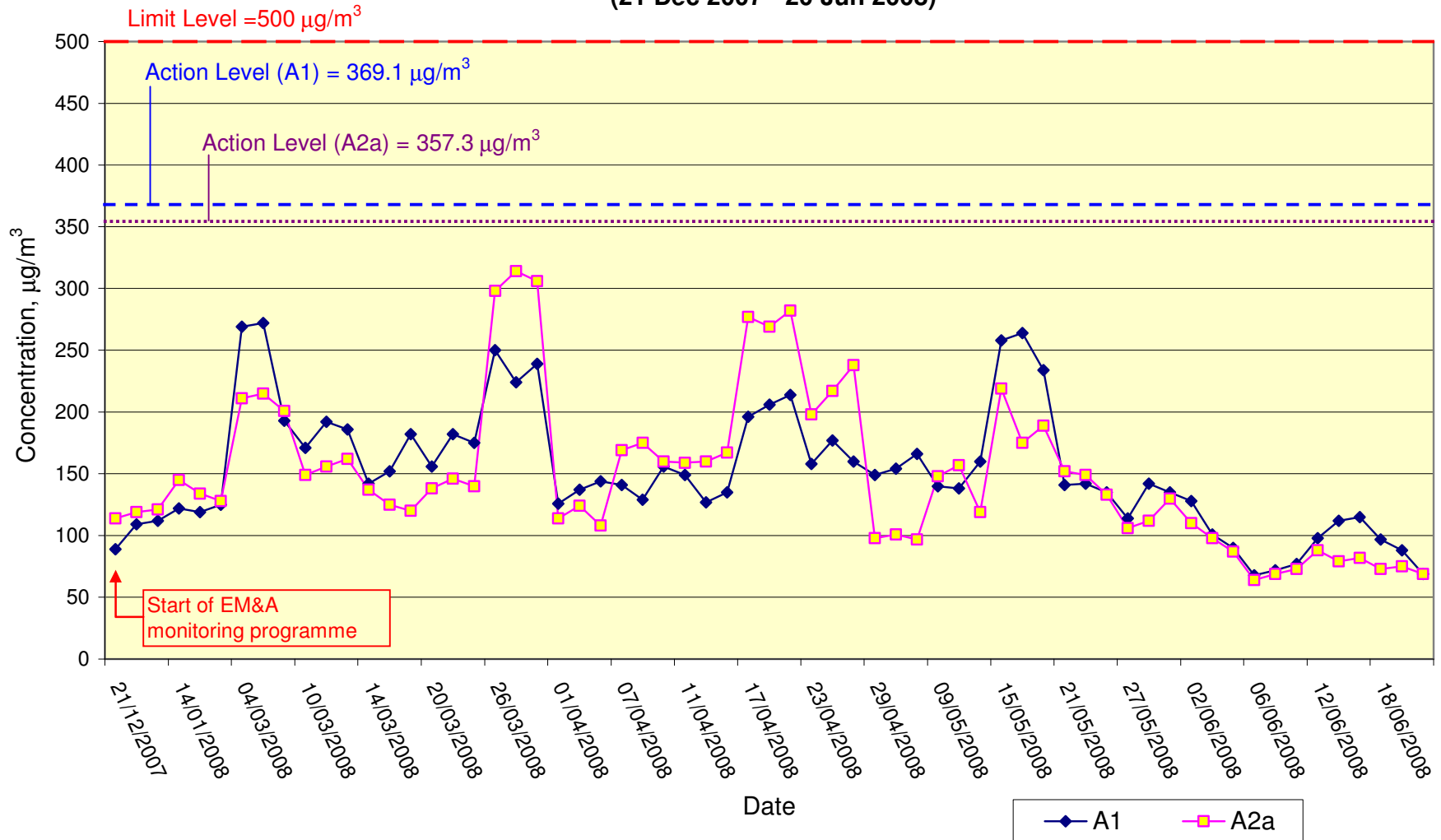
1-hour TSP Monitoring Results at Station A2a

Date	Weather Condition	Starting Time	End Time	Concentration, $\mu\text{g}/\text{m}^3$				Site Conditions / Observations
				1st	2nd	3rd	Average	
21-Dec-07	Sunny	12:20	15:20	114	119	121	118	construction work in progress, including welding
27-Dec-07	Sunny	09:05	12:05	98	99	93	97	construction work in progress, including welding
02-Jan-08	Sunny	09:10	12:10	97	103	130	110	construction work in progress
08-Jan-08	Sunny	09:20	12:20	204	209	195	203	construction work in progress, welding work
14-Jan-08	Cloudy	10:10	13:10	78	85	90	84	construction work in progress
18-Jan-08	Cloudy	09:20	12:20	162	174	192	176	construction work in progress, welding, concrete work
24-Jan-08	Cloudy	09:05	12:05	173	162	159	165	construction work in progress, welding
30-Jan-08	Cloudy	09:05	12:05	179	182	196	186	construction work in progress
05-Feb-08	Cloudy	12:35	15:35	114	132	139	128	construction work in progress
11-Feb-08	Cloudy	09:20	12:20	178	200	192	190	construction work in progress
15-Feb-08	Fine	09:00	12:00	172	160	149	160	construction work in progress, welding
21-Feb-08	Sunny	10:00	13:00	126	139	128	131	construction work in progress, welding, hammering
27-Feb-08	Sunny	12:20	15:20	145	134	128	136	construction work in progress, welding
04-Mar-08	Sunny	12:25	15:25	211	215	201	209	construction work in progress
10-Mar-08	Sunny	12:00	15:00	149	156	162	156	construction work in progress, welding
14-Mar-08	Sunny	12:00	15:00	137	125	120	127	construction work in progress
20-Mar-08	Fine	12:00	15:00	138	146	140	141	construction work in progress, steel bending
26-Mar-08	Cloudy	13:00	16:00	298	314	306	306	construction work in progress
01-Apr-08	Rainy	11:50	14:50	114	124	108	115	construction work in progress
07-Apr-08	Sunny	12:00	15:00	169	175	160	168	construction work in progress
11-Apr-08	Fine	13:00	16:00	159	160	167	162	construction work in progress
17-Apr-08	Fine	08:55	11:55	277	269	282	276	construction work in progress, welding, painting
23-Apr-08	Cloudy	09:40	12:40	198	217	238	218	construction work in progress
29-Apr-08	Cloudy	09:45	12:45	138	192	175	168	construction work in progress, welding, bending
05-May-08	Sunny	09:10	12:10	98	101	97	99	construction work in progress including welding
09-May-08	Sunny	09:10	12:10	148	157	119	141	welding
15-May-08	Sunny	12:30	15:30	219	175	189	194	welding, demolition work
21-May-08	Fine	12:30	15:30	152	149	133	145	demolition work, breaker
27-May-08	Fine	09:30	12:30	106	112	130	116	demolition work in progress
02-Jun-08	Fine	09:10	12:10	110	98	87	98	demolition work in progress
06-Jun-08	Rainy	09:10	12:10	64	69	73	69	demolition work, breaker
12-Jun-08	Fine	09:40	12:40	88	79	82	83	demolition work in progress, concrete work (DSD)
18-Jun-08	Fine	11:40	14:40	73	75	69	72	demolition work, breaker; breaker & excavation (WSD)

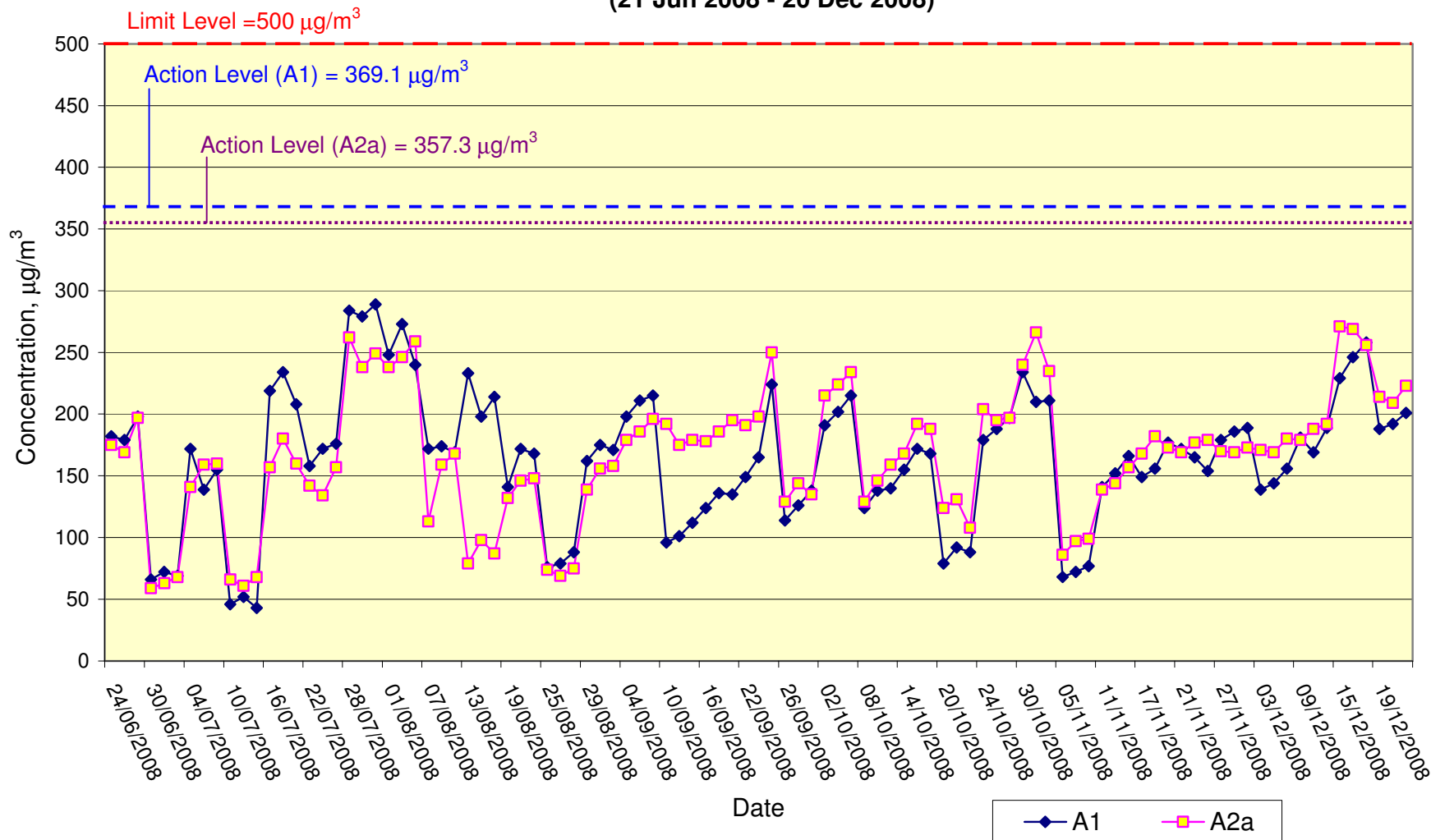
24-Jun-08	Fine	09:20	12:20	175	169	197	180	demolition work, breaker
30-Jun-08	Rainy	09:20	12:20	59	63	68	63	demolition work in progress
04-Jul-08	Sunny	12:10	15:10	141	159	160	153	demolition work, breaker
10-Jul-08	Cloudy	12:40	15:40	66	61	68	65	demolition work in progress
16-Jul-08	Sunny	09:15	12:15	157	180	160	166	demolition work in progress
22-Jul-08	Sunny	09:40	12:40	142	134	157	144	demolition work, breaker
28-Jul-08	Sunny	09:15	12:15	262	238	249	250	demolition work in progress
01-Aug-08	Sunny	09:10	12:10	238	246	259	248	demolition work, breaker, excavator
07-Aug-08	Cloudy	09:50	12:50	113	159	168	147	demolition work, excavator
13-Aug-08	Sunny	09:10	12:10	79	98	87	88	demolition work in progress
19-Aug-08	Sunny	09:50	12:50	132	146	148	142	demolition work in progress
25-Aug-08	Sunny	09:55	12:55	74	69	75	73	demolition work in progress
29-Aug-08	Sunny	09:10	12:10	139	156	158	151	excavator work
04-Sep-08	Fine	09:46	12:46	179	186	196	187	demolition work in progress
10-Sep-08	Sunny	09:10	12:10	192	175	179	182	demolition work in progress
16-Sep-08	Sunny	09:45	12:45	178	186	195	186	demolition work in progress
22-Sep-08	Sunny	09:50	12:50	191	198	250	213	demolition work, breaker
26-Sep-08	Sunny	09:05	12:05	129	144	135	136	demolition work in progress
02-Oct-08	Sunny	09:50	12:50	215	224	234	224	demolition work in progress
08-Oct-08	Fine	09:05	12:05	129	146	159	145	demolition work, breaker (2 no.)
14-Oct-08	Fine	09:35	12:35	168	192	188	183	demolition work in progress
20-Oct-08	Sunny	09:40	12:40	124	131	108	121	demolition work, breaker
24-Oct-08	Fine	09:10	12:10	204	195	197	199	demolition work, breaker
30-Oct-08	Sunny	09:30	12:30	240	266	235	247	demolition work, breaker, crane
05-Nov-08	Cloudy	09:45	12:45	86	97	99	94	demolition work, breaker
11-Nov-08	Sunny	09:40	12:40	139	144	157	147	demolition work, breaker, excavator
17-Nov-08	Sunny	09:50	12:50	168	182	173	174	demolition work, breaker
21-Nov-08	Sunny	09:10	12:10	169	177	179	175	demolition work, breaker
27-Nov-08	Sunny	09:50	12:50	170	169	173	171	demolition work in progress
03-Dec-08	Fine	09:48	12:48	171	169	180	173	demolition work in progress
09-Dec-08	Sunny	09:50	12:50	179	188	192	186	demolition work in progress
15-Dec-08	Sunny	09:10	12:10	271	269	256	265	demolition work in progress
19-Dec-08	Sunny	09:10	12:10	214	209	223	215	demolition work in progress

24-Dec-08	Cloudy	08:50	11:50	146	159	167	157	demolition work in progress
31-Dec-08	Cloudy	09:10	12:10	129	131	138	133	demolition work, excavator, breaker
06-Jan-09	Sunny	09:16	12:16	157	166	169	164	steel bending, crane operation, demolition work, breaker, excavator
12-Jan-09	Sunny	09:20	12:20	117	114	108	113	demolition work, breaker, excavator, operation, steel bending
16-Jan-09	Sunny	09:00	12:00	192	171	186	183	demolition work, excavator, welding
22-Jan-09	Fine	09:10	12:10	266	287	289	281	demolition work, excavator
29-Jan-09	Sunny	09:00	12:00	98	124	179	134	no site activities observed
04-Feb-09	Sunny	09:10	12:10	121	129	133	128	demolition work in progress
10-Feb-09	Sunny	09:05	12:05	273	266	289	276	excavator work, including welding
16-Feb-09	Cloudy	09:10	12:10	125	148	138	137	excavator work
20-Feb-09	Cloudy	09:10	12:10	172	166	139	159	breaker, demolition work
26-Feb-09	Cloudy	09:00	12:00	151	148	166	155	breaker work, excavator
04-Mar-09	Cloudy	09:00	12:00	133	140	144	139	breaker, excavator work
10-Mar-09	Cloudy	12:08	15:08	97	101	98	99	excavator work
16-Mar-09	Fine	09:10	12:10	91	85	100	92	breaker, excavator work
20-Mar-09	Cloudy	09:00	12:00	198	134	155	162	excavator work
26-Mar-09	Cloudy	09:10	12:10	224	238	198	220	excavator work, dump truck
01-Apr-09	Sunny	09:00	12:00	106	129	134	123	excavator work
07-Apr-09	Cloudy	09:00	12:00	93	101	89	94	breaker, excavator work
14-Apr-09	Sunny	09:20	12:20	98	109	138	115	excavator work
17-Apr-09	Sunny	09:10	12:10	93	89	107	96	excavator work
23-Apr-09	Cloudy	09:10	12:10	159	166	191	172	excavator work, concrete work
29-Apr-09	Fine	09:00	12:00	72	88	90	83	nil
05-May-09	Sunny	09:00	12:00	78	80	72	77	nil
11-May-09	Fine	09:00	12:00	91	86	101	93	nil
15-May-09	Fine	09:10	12:10	98	87	100	95	excavator work
21-May-09	Fine	09:00	12:00	75	83	81	80	nil
27-May-09	Cloudy	09:10	12:10	104	112	110	109	nil
02-Jun-09	Sunny	09:10	12:10	89	93	96	93	excavation work
08-Jun-09	Fine	09:20	12:20	75	97	83	85	nil
12-Jun-09	Fine	09:10	12:10	75	68	79	74	nil
18-Jun-09	Sunny	09:10	12:10	79	82	86	82	excavation work
24-Jun-09	Fine	09:15	12:15	77	83	89	83	nil
30-Jun-09	Fine	09:15	12:15	75	79	69	74	nil
06-Jul-09	Sunny	09:10	12:10	90	79	88	86	nil
							Min.	59
							Max.	314
							Average	148

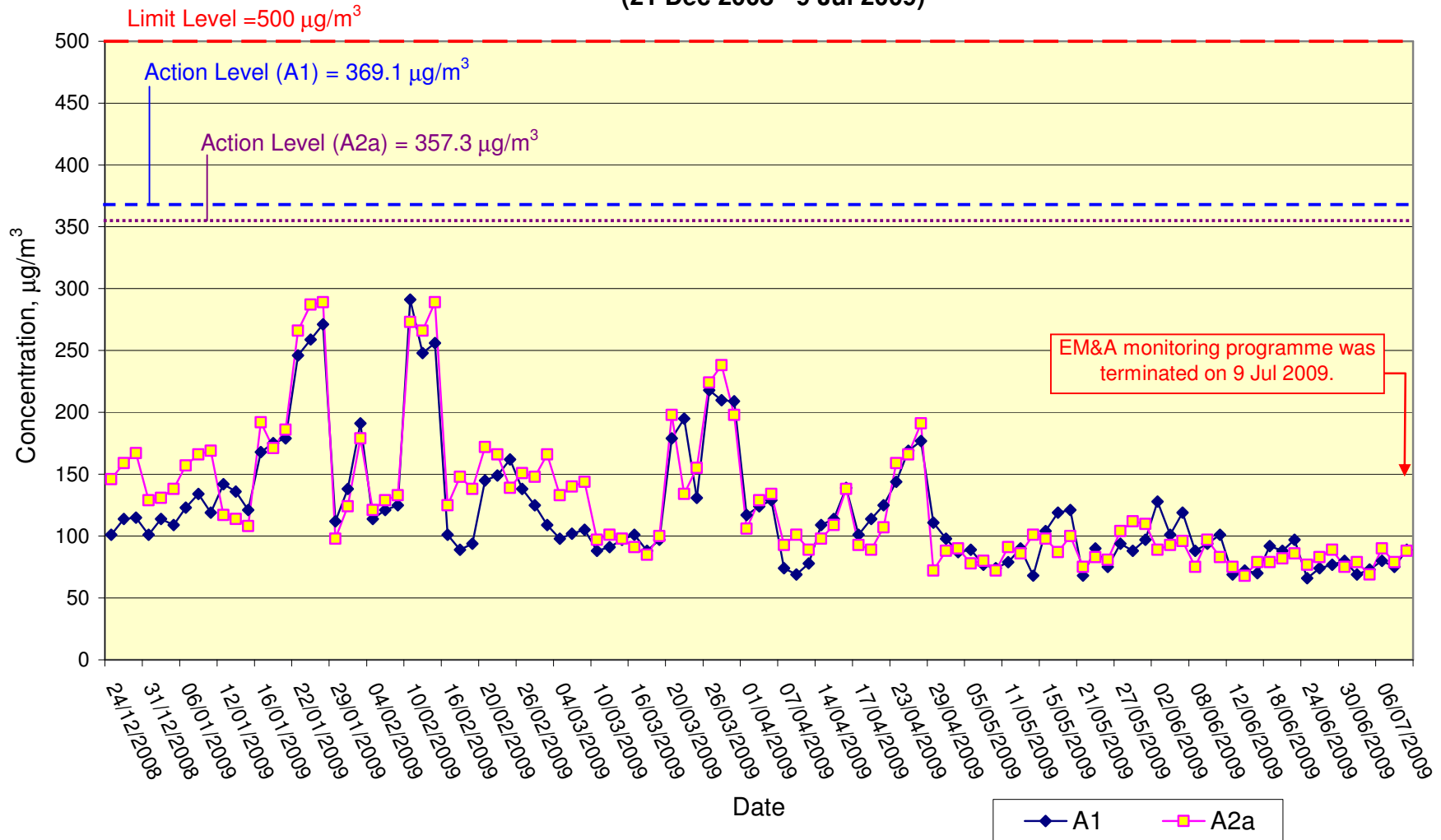
Graphical Presentation of 1-hr TSP Monitoring Results (21 Dec 2007 - 20 Jun 2008)



Graphical Presentation of 1-hr TSP Monitoring Results (21 Jun 2008 - 20 Dec 2008)



Graphical Presentation of 1-hr TSP Monitoring Results (21 Dec 2008 - 9 Jul 2009)



EM&A Air Quality Monitoring Results

24-hour TSP Monitoring Results at Station A1

Date	Filter Weight (g)		Flow Rate (m ³ /min.)		Elapsed Time		Sampling Time (hrs.)	Conc. (µg/m ³)	Weather Condition	Atmospheric Pressure(hPa)		Temperature (° C)		Particulate weight(g)	Av. flow (m ³ /min)	Total vol. (m ³)	Observations / Remarks
	Initial	Final	Initial	Final	Initial	Final				Initial	Final	Initial	Final				
21-Dec-07	2.8488	2.9708	1.25	1.25	13882.86	13906.86	24.0	67.8	Sunny					0.1220	1.25	1800.0	nil
27-Dec-07	2.8138	2.9774	1.25	1.25	13906.86	13930.86	24.0	90.9	Sunny					0.1636	1.25	1800.0	nil
02-Jan-08	2.7835	2.9260	1.25	1.25	13930.86	13954.86	24.0	79.2	Sunny	1016	1017	18	17	0.1425	1.25	1800	nil
08-Jan-08	2.7905	2.9478	1.25	1.25	13954.86	13978.86	24.0	87.4	Fine	1015	1016	21	22	0.1573	1.25	1800.0	nil
14-Jan-08	2.8127	2.9806	1.25	1.25	13978.86	14002.86	24.0	93.3	Cloudy	1010	1010	15	14	0.1679	1.25	1800.0	nil
18-Jan-08	2.7932	2.9447	1.25	1.25	13978.86	14002.86	24.0	84.2	Cloudy	1011	1012	15	16	0.1515	1.25	1800.0	nil
24-Jan-08	2.7880	2.9224	1.25	1.25	14026.86	14050.86	24.0	74.7	Cloudy	1012	1010	16	15	0.1344	1.25	1800	nil
30-Jan-08	2.7594	2.9044	1.25	1.25	14050.86	14074.86	24.0	80.6	Rainy	1005	1005	12	12	0.1450	1.25	1800.0	nil
05-Feb-08	2.7877	2.9421	1.25	1.25	14074.85	14098.85	24.0	85.8	Cloudy	1008	1012	13	15	0.1544	1.25	1800.0	nil
11-Feb-08	2.7924	2.9306	1.25	1.25	14098.85	14122.85	24.0	76.8	Cloudy	1011	1010	14	13	0.1382	1.25	1800.0	nil
15-Feb-08	2.8079	2.9506	1.25	1.25	14122.85	14146.85	24.0	79.3	Fine	1012	1013	15	16	0.1427	1.25	1800	nil
21-Feb-08	2.7998	2.9464	1.25	1.25	14146.85	14170.85	24.0	81.4	Sunny	1015	1016	18	19	0.1466	1.25	1800	nil
27-Feb-08	2.7620	2.9007	1.25	1.25	14170.85	14194.85	24.0	77.1	Cloudy	1016	1015	17	18	0.1387	1.25	1800.0	nil
04-Mar-08	2.7719	2.9195	1.25	1.25	14194.85	14218.85	24.0	82.0	Sunny	1015	1016	18	19	0.1476	1.25	1800.1	nil
10-Mar-08	2.7188	2.8806	1.31	1.31	14218.85	14242.85	24.0	85.8	Sunny	1015	1016	20	22	0.1618	1.31	1886.4	nil
14-Mar-08	2.7052	2.8466	1.31	1.31	14242.85	14266.85	24.0	75.0	Sunny	1016	1016	23	24	0.1414	1.31	1886.4	nil
20-Mar-08	2.7699	2.8804	1.25	1.25	14266.85	14290.85	24.0	61.4	Fine	1009	1010	21	23	0.1105	1.25	1800.0	nil
26-Mar-08	2.7754	2.9260	1.25	1.25	14290.85	14314.85	24.0	83.7	Rainy	1008	1010	20	21	0.1506	1.25	1800.0	nil
01-Apr-08	2.7665	2.9307	1.25	1.25	14314.85	14338.85	24.0	91.2	Rainy	1008	1008	19	20	0.1642	1.25	1800.0	nil
07-Apr-08	2.7724	2.9377	1.25	1.25	14338.85	14362.85	24.0	91.8	Sunny	1015	1018	28	28	0.1653	1.25	1800.0	nil
11-Apr-08	2.7850	2.9355	1.25	1.25	14362.85	14386.85	24.0	83.6	Cloudy	1009	1010	23	24	0.1505	1.25	1800.0	nil
17-Apr-08	2.7472	2.8808	1.25	1.25	14386.85	14410.85	24.0	74.2	Sunny	1012	1012	27	28	0.1336	1.25	1800.0	nil
23-Apr-08	2.7381	2.8804	1.25	1.25	14410.85	14434.85	24.0	79.1	Cloudy	1010	1010	23	23	0.1423	1.25	1800.0	nil
29-Apr-08	2.7289	2.8695	1.25	1.25	14434.85	14458.85	24.0	78.1	Cloudy	1012	1013	23	24	0.1406	1.25	1800.0	nil
05-May-08	2.7634	2.9015	1.25	1.25	14458.85	14482.85	24.0	76.7	Sunny	1012	1011	29	25	0.1381	1.25	1800.0	nil
09-May-08	2.7924	2.9467	1.25	1.25	14482.85	14506.85	24.0	85.7	Sunny	1014	1015	28	29	0.1543	1.25	1800.0	nil
15-May-08	2.7901	2.9606	1.21	1.21	14506.85	14530.85	24.0	97.9	Sunny	1015	1015	28	29	0.1705	1.21	1742.4	nil
21-May-08	2.7769	2.9175	1.21	1.21	14530.85	14554.85	24.0	80.7	Cloudy	1010	1012	21	28	0.1406	1.21	1742.4	nil
27-May-08	2.7882	2.9566	1.21	1.21	14554.85	14578.85	24.0	96.6	Sunny	1012	1010	29	29	0.1684	1.21	1742.4	nil
02-Jun-08	2.7940	2.9403	1.21	1.21	14578.85	14602.85	24.0	84.0	Fine	1010	1008	28	29	0.1463	1.21	1742.4	nil
06-Jun-08	2.7901	2.9315	1.21	1.21	14602.85	14626.85	24.0	81.2	Rainy	1008	1009	26	27	0.1414	1.21	1742.4	nil
12-Jun-08	2.7940	2.9009	1.21	1.21	14626.85	14650.85	24.0	61.4	Cloudy	1010	1011	29	28	0.1069	1.21	1742.4	nil
18-Jun-08	2.7903	2.9298	1.21	1.21	14650.85	14674.85	24.0	80.1	Cloudy	1010	1011	27	28	0.1395	1.21	1742.4	nil

24-Jun-08	2.7906	2.9341	1.21	1.21	14674.85	14698.85	24.0	82.4	Fine	1013	1012	28	27	0.1435	1.21	1742.4	nil
30-Jun-08	2.7949	2.8924	1.21	1.21	14698.85	14714.85	16.0	83.9	Rainy	1005	1012	28	30	0.0975	1.21	1161.6	nil
04-Jul-08	2.7881	2.9066	1.21	1.21	14714.85	14738.85	24.0	68.0	Sunny	1015	1013	31	29	0.1185	1.21	1742.4	nil
10-Jul-08	2.7862	2.9279	1.21	1.21	14738.85	14762.85	24.0	81.3	Cloudy	1005	1010	27	28	0.1417	1.21	1742.4	nil
16-Jul-08	2.7956	2.9707	1.21	1.21	14762.85	14786.85	24.0	100.5	Sunny	1016	1017	29	30	0.1751	1.21	1742.4	nil
22-Jul-08	2.8141	2.9703	1.21	1.21	14786.85	14810.85	24.0	89.6	Sunny	1015	1016	29	30	0.1562	1.21	1742.4	nil
28-Jul-08	2.7909	2.9760	1.21	1.21	14810.85	14834.85	24.0	106.2	Sunny	1010	1013	30	31	0.1851	1.21	1742.4	nil
01-Aug-08	2.7871	2.9627	1.21	1.21	14834.85	14858.85	24.0	100.8	Sunny	1012	1015	30	31	0.1756	1.21	1742.4	nil
07-Aug-08	2.7867	2.9481	1.21	1.21	14858.85	14882.85	24.0	92.6	Cloudy	1012	1013	28	29	0.1614	1.21	1742.4	nil
13-Aug-08	2.7911	2.9549	1.21	1.21	14882.85	14906.85	24.0	94.0	Sunny	1016	1016	30	31	0.1638	1.21	1742.4	nil
19-Aug-08	2.7943	2.9608	1.21	1.21	14906.85	14930.85	24.0	95.6	Sunny	1015	1016	30	31	0.1665	1.21	1742.4	nil
25-Aug-08	2.7827	2.9315	1.19	1.19	14930.85	14954.85	24.0	86.8	Sunny	1016	1016	30	32	0.1488	1.19	1713.6	nil
29-Aug-08	2.7995	2.9403	1.19	1.19	14954.85	14978.85	24.0	82.2	Sunny	1015	1016	31	32	0.1408	1.19	1713.6	nil
04-Sep-08	2.7844	2.9362	1.19	1.19	14978.85	15002.85	24.0	88.6	Fine	1013	1015	29	30	0.1518	1.19	1713.6	nil
10-Sep-08	2.8014	2.9582	1.19	1.19	15002.85	15026.85	24.0	91.5	Sunny	1016	1015	30	31	0.1568	1.19	1713.6	nil
16-Sep-08	2.7998	2.9715	1.19	1.19	15026.85	15050.85	24.0	100.2	Sunny	1016	1016	30	31	0.1717	1.19	1713.6	nil
22-Sep-08	2.8110	2.9595	1.19	1.19	15050.85	15074.85	24.0	86.7	Fine	1013	1010	30	30	0.1485	1.19	1713.6	nil
26-Sep-08	2.7995	2.9537	1.19	1.19	15074.85	15098.85	24.0	90.0	Sunny	1014	1015	29	28	0.1542	1.19	1713.6	nil
02-Oct-08	2.7956	2.9509	1.19	1.19	15098.85	15122.85	24.0	90.6	Sunny	1015	1012	27	28	0.1553	1.19	1713.6	nil
08-Oct-08	2.7823	2.9379	1.19	1.19	15122.85	15146.85	24.0	90.8	Fine	1013	1013	28	28	0.1556	1.19	1713.6	nil
14-Oct-08	2.7895	2.9555	1.19	1.19	15146.85	15170.85	24.0	96.9	Fine	1014	1015	28	28	0.1660	1.19	1713.6	nil
20-Oct-08	2.7995	2.9616	1.19	1.19	15170.85	15194.85	24.0	94.6	Sunny	1015	1015	28	29	0.1621	1.19	1713.6	nil
24-Oct-08	2.7831	2.9577	1.19	1.19	15194.85	15218.85	24.0	101.9	Fine	1012	1014	28	29	0.1746	1.19	1713.6	nil
30-Oct-08	2.7903	2.9449	1.19	1.19	15218.85	15242.85	24.0	90.2	Sunny	1014	1015	28	28	0.1546	1.19	1713.6	nil
05-Nov-08	2.7995	2.9558	1.19	1.19	15242.85	15266.85	24.0	91.2	Cloudy	1008	1010	26	27	0.1563	1.19	1713.6	nil
11-Nov-08	2.7980	2.9778	1.19	1.19	15266.85	15290.85	24.0	104.9	Sunny	1015	1016	20	24	0.1798	1.19	1713.6	nil
17-Nov-08	2.7883	2.9698	1.19	1.19	15290.85	15314.85	24.0	105.9	Sunny	1017	1017	28	28	0.1815	1.19	1713.6	nil
21-Nov-08	2.7966	3.0211	1.19	1.19	15314.85	15338.85	24.0	131.0	Sunny	1015	1015	20	21	0.2245	1.19	1713.6	nil
27-Nov-08	2.7998	2.9598	1.19	1.19	15338.85	15362.85	24.0	93.4	Sunny	1015	1015	19	18	0.16	1.19	1713.6	nil
03-Dec-08	2.7966	2.9317	1.19	1.19	15362.85	15386.85	24.0	78.8	Sunny	1015	1015	21	23	0.1351	1.19	1713.6	nil
09-Dec-08	2.7907	2.9482	1.19	1.19	15386.85	15410.85	24.0	91.9	Sunny	1015	1016	20	22	0.1575	1.19	1713.6	nil
* 15-Dec-08	2.7898	2.9114	1.19	1.19	15410.85	15426.85	16.0	106.4 *	Sunny	1014	1015	17	19	0.1216	1.19	1142.4	nil *
19-Dec-08	2.7951	2.9440	1.19	1.19	15426.85	15450.85	24.0	86.9	Sunny	1015	1015	21	21	0.1489	1.19	1713.6	nil

24-Dec-08	2.7857	2.9260	1.19	1.19	15450.85	15474.85	24.0	81.9	Fine	1012	1013	18	20	0.1403	1.19	1713.6	nil
31-Dec-08	2.7915	2.9257	1.19	1.19	15474.85	15498.85	24.0	78.3	Cloudy	1007	1009	14	14	0.1342	1.19	1713.6	nil
06-Jan-09	2.7919	2.9106	1.19	1.19	15498.85	15522.85	24.0	69.3	Sunny	1015	1015	18	17	0.1187	1.19	1713.6	nil
12-Jan-09	2.7878	2.9508	1.19	1.19	15522.85	15546.85	24.0	95.1	Sunny	1016	1016	13	14	0.1630	1.19	1713.6	nil
16-Jan-09	2.7869	2.9335	1.19	1.19	15546.85	15570.85	24.0	85.6	Sunny	1016	1015	14	15	0.1466	1.19	1713.6	nil
22-Jan-09	2.7904	2.9311	1.19	1.19	15570.85	15594.85	24.0	82.1	Sunny	1013	1012	18	17	0.1407	1.19	1713.6	nil
29-Jan-09	2.7964	2.9280	1.19	1.19	15594.85	15618.85	24.0	76.8	Sunny	1014	1013	20	18	0.1316	1.19	1713.6	nil
04-Feb-09	2.7988	2.9238	1.19	1.19	15618.85	15642.85	24.0	72.9	Sunny	1015	1015	18	19	0.1250	1.19	1713.6	nil
10-Feb-09	2.7886	2.9229	1.19	1.19	15642.85	15666.85	24.0	78.4	Sunny	1016	1015	19	21	0.1343	1.19	1713.6	nil
16-Feb-09	2.7996	2.9206	1.19	1.19	15666.85	15690.85	24.0	70.6	Cloudy	1008	1009	20	18	0.121	1.19	1713.6	nil
20-Feb-09	2.7982	2.9319	1.19	1.19	15690.85	15714.85	24.0	78.0	Cloudy	1010	1010	21	22	0.1337	1.19	1713.6	nil
26-Feb-09	2.7935	2.9244	1.14	1.14	15714.85	15738.85	24.0	79.7	Cloudy	1010	1010	22	20	0.1309	1.14	1641.6	nil
04-Mar-09	2.7896	2.9298	1.14	1.14	15738.85	15762.85	24.0	85.4	Cloudy	1009	1008	18	18	0.1402	1.14	1641.6	nil
10-Mar-09	2.7933	2.9251	1.14	1.14	15762.85	15786.85	24.0	80.3	Cloudy	1010	1010	18	20	0.1318	1.14	1641.6	nil
16-Mar-09	2.7935	2.9338	1.14	1.14	15786.85	15810.85	24.0	85.5	Fine	1012	1014	20	23	0.1403	1.14	1641.6	nil
20-Mar-09	2.7986	2.9110	1.14	1.14	15810.85	15834.85	24.0	68.5	Cloudy	1007	1008	23	25	0.1124	1.14	1641.6	nil
26-Mar-09	2.7927	2.9190	1.14	1.14	15834.85	15858.85	24.0	76.9	Cloudy	1008	1005	18	20	0.1263	1.14	1641.6	nil
01-Apr-09	2.7886	2.9177	1.14	1.14	15859.85	15883.85	24.0	78.6	Sunny	1013	1013	21	20	0.1291	1.14	1641.6	nil
07-Apr-09	2.7946	2.9177	1.14	1.14	15883.85	15907.85	24.0	75.0	Cloudy	1008	1010	18	20	0.1231	1.14	1641.6	nil
14-Apr-09	2.7881	2.9098	1.14	1.14	15907.85	15931.85	24.0	74.1	Sunny	1013	1013	25	23	0.1217	1.14	1641.6	nil
17-Apr-09	2.7915	2.9193	1.14	1.14	15931.85	15955.85	24.0	77.9	Sunny	1014	1015	24	25	0.1278	1.14	1641.6	nil
23-Apr-09	2.7945	2.9477	1.14	1.14	15955.85	15979.85	24.0	93.3	Cloudy	1010	1009	22	23	0.1532	1.14	1641.6	nil
29-Apr-09	2.7931	2.9378	1.14	1.14	15979.85	16003.85	24.0	88.1	Fine	1015	1015	22	22	0.1447	1.14	1641.6	nil
05-May-09	2.7999	2.9301	1.14	1.14	16003.85	16027.85	24.0	79.3	Sunny	1016	1016	24	23	0.1302	1.14	1641.6	nil
11-May-09	2.8051	2.9330	1.14	1.14	16027.85	16051.85	24.0	77.9	Fine	1015	1016	26	24	0.1279	1.14	1641.6	nil
15-May-09	2.7887	2.9292	1.14	1.14	16051.85	16075.85	24.0	85.6	Fine	1014	1014	26	26	0.1405	1.14	1641.6	nil
21-May-09	2.7940	2.9405	1.14	1.14	16075.85	16099.85	24.0	89.2	Fine	1012	1010	25	28	0.1465	1.14	1641.6	nil
27-May-09	2.7950	2.9102	1.14	1.14	16099.85	16123.85	24.0	70.2	Fine	1012	1010	28	26	0.1152	1.14	1641.6	nil
02-Jun-09	2.7900	2.9100	1.14	1.14	16123.85	16147.85	24.0	73.1	Sunny	1014	1011	28	28	0.1200	1.14	1641.6	nil
08-Jun-09	2.7881	2.9009	1.14	1.14	16147.85	16171.85	24.0	68.7	Fine	1014	1010	28	26	0.1128	1.14	1641.6	nil
12-Jun-09	2.7940	2.9112	1.14	1.14	16171.85	16195.85	24.0	71.4	Fine	1010	1010	27	25	0.1172	1.14	1641.6	nil
18-Jun-09	2.7944	2.9145	1.14	1.14	16195.85	16219.85	24.0	73.2	Sunny	1015	1012	29	27	0.1201	1.14	1641.6	nil
24-Jun-09	2.7998	2.9112	1.14	1.14	16219.85	16243.85	24.0	67.9	Sunny	1013	1012	30	30	0.1114	1.14	1641.6	nil
30-Jun-09	2.7959	2.9087	1.14	1.14	16243.85	16267.85	24.0	68.7	Fine	1012	1012	29	30	0.1128	1.14	1641.6	nil
06-Jul-09	2.7887	2.9220	1.14	1.14	16267.85	16291.85	24.0	81.2	Sunny	1014	1015	29	29	0.1333	1.14	1641.6	nil
								Min.	61.4								
								Max.	131.0								
								Average	84.8								

* 24-hr TSP monitoring scheduled for 15 Dec 2008 was voided due to an interruption in the electricity supply. The data provided is for reference only.

24-hour TSP Monitoring Results at Station A2a

Date	Filter Weight (g)		Flow Rate (m ³ /min.)		Elapsed Time		Sampling Time (hrs.)	Conc. (µg/m ³)	Weather Condition	Atmospheric Pressure(hPa)		Temperature (° C)		Particulate weight(g)	Av. flow (m ³ /min)	Total vol. (m ³)	Observations / Remarks
	Initial	Final	Initial	Final	Initial	Final				Initial	Final	Initial	Final				
21-Dec-07	2.8591	3.0095	1.31	1.31	6578.36	6602.36	24.0	79.7	Sunny					0.1504	1.31	1886.4	nil
27-Dec-07	2.7768	2.9109	1.31	1.31	6602.36	6626.36	24.0	71.1	Sunny					0.1341	1.31	1886.4	nil
02-Jan-08	2.7979	2.9286	1.31	1.31	6626.36	6650.36	24.0	69.3	Sunny	1016	1017	18	17	0.1307	1.31	1886.4	nil
08-Jan-08	2.8178	2.9569	1.31	1.31	6650.36	6674.36	24.0	73.7	Fine	1015	1016	21	22	0.1391	1.31	1886.4	nil
14-Jan-08	2.8424	2.9962	1.31	1.31	6674.36	6698.36	24.0	81.5	Cloudy	1010	1010	15	14	0.1538	1.31	1886.4	nil
18-Jan-08	2.7760	2.9283	1.31	1.31	6698.36	6722.36	24.0	80.7	Cloudy	1011	1012	15	16	0.1523	1.31	1886.4	nil
24-Jan-08	2.7870	2.9108	1.31	1.31	6722.36	6746.36	24.0	65.6	Cloudy	1012	1010	16	15	0.1238	1.31	1886.4	nil
30-Jan-08	2.7817	2.9201	1.31	1.31	6746.36	6770.36	24.0	73.4	Rainy	1005	1005	12	12	0.1384	1.31	1886.4	nil
05-Feb-08	2.7949	2.9387	1.31	1.31	6770.36	6794.36	24.0	76.2	Cloudy	1008	1012	13	15	0.1438	1.31	1886.4	nil
11-Feb-08	2.7606	2.9060	1.31	1.31	6794.36	6818.36	24.0	77.1	Cloudy	1011	1010	14	13	0.1454	1.31	1886.4	nil
15-Feb-08	2.7806	2.9235	1.31	1.31	6818.36	6842.36	24.0	75.8	Fine	1012	1013	15	16	0.1429	1.31	1886.4	nil
21-Feb-08	2.7580	2.9001	1.31	1.31	6842.36	6866.36	24.0	75.3	Sunny	1015	1016	18	19	0.1421	1.31	1886.4	nil
27-Feb-08	2.7432	2.8671	1.31	1.31	6866.36	6890.36	24.0	65.7	Cloudy	1016	1015	17	18	0.1239	1.31	1886.4	nil
04-Mar-08	2.7600	2.8944	1.31	1.31	6890.36	6914.36	24.0	71.2	Sunny	1015	1016	18	19	0.1344	1.31	1886.4	nil
10-Mar-08	2.7581	2.9007	1.25	1.25	6914.36	6938.36	24.0	79.2	Sunny	1015	1016	20	22	0.1426	1.25	1800.0	nil
14-Mar-08	2.7744	2.9107	1.25	1.25	6938.36	6962.36	24.0	75.7	Sunny	1016	1016	23	24	0.1363	1.25	1800	nil
20-Mar-08	2.7756	2.9046	1.31	1.31	6962.36	6986.36	24.0	68.4	Fine	1009	1010	21	23	0.1290	1.31	1886.4	nil
26-Mar-08	2.7926	2.9377	1.31	1.31	6986.36	7010.36	24.0	76.9	Rainy	1008	1010	20	21	0.1451	1.31	1886.4	nil
01-Apr-08	2.7579	2.9009	1.31	1.31	7010.36	7034.36	24.0	75.8	Rainy	1008	1008	19	20	0.1430	1.31	1886.4	nil
07-Apr-08	2.7525	2.8998	1.31	1.31	7034.36	7058.36	24.0	78.1	Cloudy	1015	1018	28	28	0.14733	1.31	1886.4	nil
11-Apr-08	2.7496	2.8868	1.31	1.31	7058.36	7082.36	24.0	72.7	Cloudy	1009	1010	23	24	0.1372	1.31	1886.4	nil
17-Apr-08	2.7630	2.9006	1.31	1.31	7082.36	7106.36	24.0	72.9	Sunny	1012	1012	27	28	0.1376	1.31	1886.4	nil
23-Apr-08	2.7409	2.8668	1.31	1.31	7106.36	7130.36	24.0	66.7	Cloudy	1010	1010	23	23	0.1259	1.31	1886.4	nil
29-Apr-08	2.7341	2.8971	1.31	1.31	7130.36	7154.36	24.0	86.4	Cloudy	1012	1013	23	24	0.163	1.31	1886.4	nil
05-May-08	2.7870	2.9394	1.31	1.31	7154.36	7178.36	24.0	80.8	Sunny	1012	1011	29	25	0.1524	1.31	1886.4	nil
09-May-08	2.7807	2.9446	1.31	1.31	7178.36	7202.36	24.0	86.9	Sunny	1014	1015	28	29	0.1639	1.31	1886.4	nil
15-May-08	2.7794	2.9557	1.25	1.25	7202.36	7226.36	24.0	97.9	Sunny	1015	1015	28	29	0.1763	1.25	1800.0	nil
21-May-08	2.7494	2.8979	1.25	1.25	7226.36	7250.36	24.0	82.5	Cloudy	1010	1012	21	25	0.1485	1.25	1800.0	nil
27-May-08	2.7813	2.9401	1.25	1.25	7250.36	7274.36	24.0	88.2	Sunny	1012	1010	29	29	0.1588	1.25	1800.0	nil
02-Jun-08	2.7838	2.9560	1.25	1.25	7274.36	7298.36	24.0	95.7	Fine	1010	1008	28	29	0.1722	1.25	1800.0	nil
06-Jun-08	2.7923	2.9446	1.25	1.25	7298.36	7322.36	24.0	84.6	Rainy	1008	1009	28	27	0.1523	1.25	1800.0	nil
12-Jun-08	2.8001	2.9335	1.25	1.25	7322.36	7346.36	24.0	74.1	Cloudy	1010	1011	29	28	0.1334	1.25	1800.0	nil
18-Jun-08	2.7941	2.9375	1.25	1.25	7346.36	7370.36	24.0	79.7	Cloudy	1010	1011	27	28	0.1434	1.25	1800.0	nil

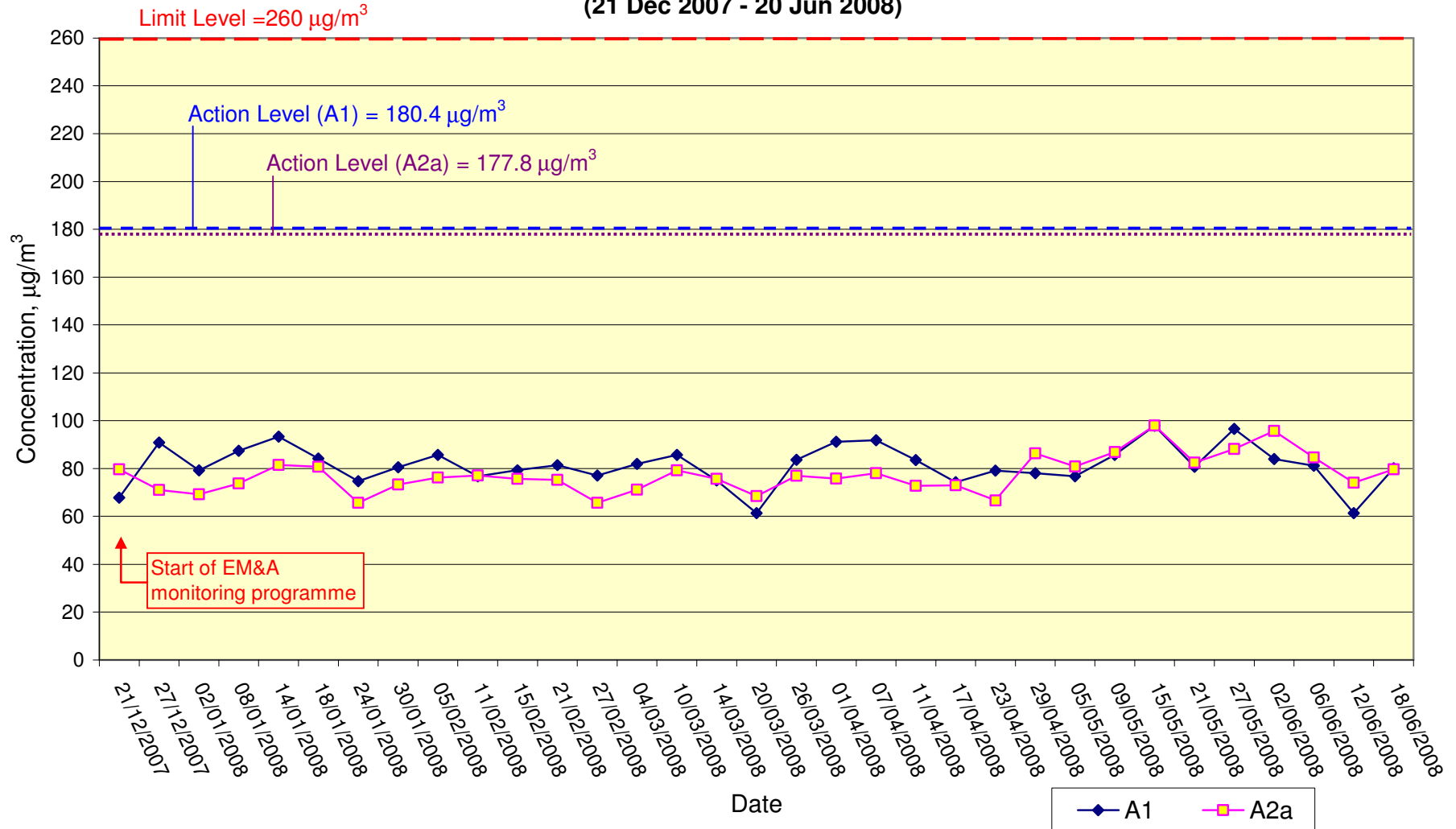
	24-Jun-08	2.8001	2.9460	1.25	1.25	7394.36	7418.36	24.0	81.1	Fine	1013	1012	28	27	0.1459	1.25	1800.0	nil
*	30-Jun-08	-	-	-	-	-	-	-	*	-	-	-	-	-	-	-	-	-
	04-Jul-08	2.7970	2.9145	1.25	1.25	7418.36	7442.36	24.0	65.3	Sunny	1015	1013	31	29	0.1175	1.25	1800.0	nil
	10-Jul-08	2.7949	2.9562	1.25	1.25	7442.36	7466.36	24.0	89.6	Cloudy	1005	1010	27	28	0.1613	1.25	1800.0	nil
	16-Jul-08	2.7981	2.9627	1.25	1.25	7466.36	7490.36	24.0	91.4	Sunny	1016	1017	29	30	0.1646	1.25	1800.0	nil
	22-Jul-08	2.7995	2.9477	1.25	1.25	7490.36	7514.36	24.0	82.3	Sunny	1015	1016	29	30	0.1482	1.25	1800.0	nil
	28-Jul-08	2.7987	2.9755	1.25	1.25	7514.36	7538.36	24.0	98.2	Sunny	1010	1014	30	31	0.1768	1.25	1800.0	nil
	01-Aug-08	2.7963	2.9898	1.25	1.25	7514.36	7538.36	24.0	107.5	Sunny	1012	1015	30	31	0.1935	1.25	1800.0	nil
	07-Aug-08	2.7798	2.9614	1.25	1.25	7538.36	7562.36	24.0	100.9	Cloudy	1012	1013	28	29	0.1816	1.25	1800.0	nil
	13-Aug-08	2.7982	2.9787	1.25	1.25	7562.36	7586.36	24.0	100.3	Sunny	1016	1016	30	31	0.1805	1.25	1800.0	nil
	19-Aug-08	2.7894	2.9745	1.25	1.25	7586.36	7610.36	24.0	102.8	Sunny	1015	1016	30	31	0.1851	1.25	1800.0	nil
	25-Aug-08	2.7849	2.9404	1.17	1.17	7610.36	7634.36	24.0	92.3	Sunny	1016	1016	30	32	0.1555	1.17	1684.8	nil
	29-Aug-08	2.7938	2.9446	1.17	1.17	7634.36	7658.36	24.0	89.5	Sunny	1015	1016	31	32	0.1508	1.17	1684.8	nil
	04-Sep-08	2.8003	2.9664	1.17	1.17	7658.36	7682.36	24.0	98.6	Fine	1013	1015	29	30	0.1661	1.17	1684.8	nil
	10-Sep-08	2.7966	2.9717	1.17	1.17	7682.36	7706.36	24.0	103.9	Sunny	1016	1015	30	31	0.1751	1.17	1684.8	nil
	16-Sep-08	2.8014	2.9828	1.17	1.17	7706.36	7730.36	24.0	107.7	Sunny	1016	1016	30	31	0.1814	1.17	1684.8	nil
	22-Sep-08	2.8175	2.9603	1.17	1.17	7730.36	7754.36	24.0	84.8	Fine	1013	1010	30	30	0.1428	1.17	1684.8	nil
	26-Sep-08	2.7982	2.9710	1.17	1.17	7754.36	7778.36	24.0	102.6	Sunny	1014	1015	29	28	0.1728	1.17	1684.8	nil
	02-Oct-08	2.7980	2.9700	1.17	1.17	7778.36	7802.36	24.0	102.1	Fine	1015	1012	27	28	0.1720	1.17	1684.8	nil
	08-Oct-08	2.7887	2.9566	1.17	1.17	7802.36	7826.36	24.0	99.7	Fine	1013	1013	28	28	0.1679	1.17	1684.8	nil
	14-Oct-08	2.7915	2.9660	1.17	1.17	7826.36	7850.36	24.0	103.6	Fine	1014	1015	28	28	0.1745	1.17	1684.8	nil
	20-Oct-08	2.7988	2.9668	1.17	1.17	7850.36	7874.36	24.0	99.7	Sunny	1015	1015	28	29	0.1680	1.17	1684.8	nil
	24-Oct-08	2.7824	2.9914	1.17	1.17	7874.36	7898.36	24.0	124.1	Fine	1012	1014	28	29	0.2090	1.17	1684.8	nil
	30-Oct-08	2.7911	2.9897	1.17	1.17	7898.36	7922.36	24.0	117.9	Sunny	1014	1015	28	28	0.1986	1.17	1684.8	nil
	05-Nov-08	2.7907	2.9989	1.17	1.17	7922.36	7946.36	24.0	123.6	Cloudy	1008	1010	26	27	0.2082	1.17	1684.8	nil
	11-Nov-08	2.7944	3.0107	1.17	1.17	7946.36	7970.36	24.0	128.4	Sunny	1015	1016	20	24	0.2163	1.17	1684.8	nil
	17-Nov-08	2.7942	3.0249	1.17	1.17	7970.36	7994.36	24.0	136.9	Sunny	1017	1017	28	28	0.2307	1.17	1684.8	nil
	21-Nov-08	2.7920	2.9777	1.17	1.17	7994.36	8018.36	24.0	110.2	Sunny	1015	1015	20	21	0.1857	1.17	1684.8	nil
	27-Nov-08	2.8014	2.9793	1.17	1.17	8018.36	8042.36	24.0	105.6	Sunny	1015	1015	19	18	0.1779	1.17	1684.8	nil
	03-Dec-08	2.7928	2.9335	1.17	1.17	8042.36	8066.36	24.0	83.5	Sunny	1015	1015	21	23	0.1407	1.17	1684.8	nil
	09-Dec-08	2.7971	2.9770	1.17	1.17	8066.36	8090.36	24.0	106.8	Sunny	1015	1016	20	22	0.1799	1.17	1684.8	nil
*	15-Dec-08	2.7860	2.9009	1.17	1.17	8090.36	8106.36	16.0	102.3 *	Sunny	1014	1015	17	19	0.1149	1.17	1123.2	nil *
	19-Dec-08	2.7956	2.9689	1.17	1.17	8106.36	8130.36	24.0	102.9	Sunny	1015	1015	21	21	0.1733	1.17	1684.8	nil

24-Dec-08	2.7881	2.9418	1.17	1.17	8130.36	8154.36	24.0	91.2	Fine	1012	1013	18	20	0.1537	1.17	1684.8	nil
31-Dec-08	2.7924	2.9345	1.17	1.17	8154.36	8178.36	24.0	84.3	Cloudy	1007	1009	14	14	0.1421	1.17	1684.8	nil
06-Jan-09	2.7980	2.9156	1.17	1.17	8178.36	8202.36	24.0	69.8	Sunny	1015	1015	18	17	0.1176	1.17	1684.8	nil
12-Jan-09	2.7915	2.9437	1.17	1.17	8202.36	8226.36	24.0	90.3	Sunny	1016	1016	13	14	0.1522	1.17	1684.8	nil
16-Jan-09	2.7944	2.9583	1.17	1.17	8226.36	8250.36	24.0	97.3	Sunny	1016	1015	14	15	0.1639	1.17	1684.8	nil
22-Jan-09	2.7914	2.9233	1.17	1.17	8250.36	8274.36	24.0	78.3	Sunny	1013	1017	18	17	0.1319	1.17	1684.8	nil
29-Jan-09	2.7946	2.9159	1.17	1.17	8274.36	8298.36	24.0	72.0	Sunny	1014	1013	20	18	0.1213	1.17	1684.8	nil
04-Feb-09	2.7942	2.9309	1.17	1.17	8298.36	8322.36	24.0	81.1	Sunny	1015	1015	18	19	0.1367	1.17	1684.8	nil
10-Feb-09	2.7933	2.9371	1.17	1.17	8322.36	8346.36	24.0	85.4	Sunny	1016	1015	19	21	0.1438	1.17	1684.8	nil
16-Feb-09	2.8001	2.9417	1.17	1.17	8346.36	8370.36	24.0	84.0	Cloudy	1008	1009	20	18	0.1416	1.17	1684.8	nil
20-Feb-09	2.7979	2.9586	1.17	1.17	8370.36	8394.36	24.0	95.4	Cloudy	1010	1010	21	22	0.1607	1.17	1684.8	nil
26-Feb-09	2.7980	2.9511	1.15	1.15	8394.36	8418.36	24.0	92.5	Cloudy	1010	1010	22	20	0.1531	1.15	1656.0	nil
04-Mar-09	2.7966	2.9440	1.15	1.15	8418.36	8442.36	24.0	89.0	Cloudy	1009	1008	18	18	0.1474	1.15	1656.0	nil
10-Mar-09	2.7925	2.9334	1.15	1.15	8442.36	8466.36	24.0	85.1	Cloudy	1010	1010	18	20	0.1409	1.15	1656.0	nil
16-Mar-09	2.7956	2.9448	1.15	1.15	8466.36	8490.36	24.0	90.1	Fine	1012	1014	20	23	0.1492	1.15	1656.0	nil
20-Mar-09	2.7975	2.9308	1.15	1.15	8490.36	8514.36	24.0	80.5	Cloudy	1007	1008	23	25	0.1333	1.15	1656.0	nil
26-Mar-09	2.7915	2.9381	1.15	1.15	8514.36	8538.36	24.0	88.5	Cloudy	1008	1005	18	20	0.1466	1.15	1656.0	nil
01-Apr-09	2.7911	2.9295	1.15	1.15	8538.36	8562.36	24.0	83.6	Sunny	1013	1013	21	20	0.1384	1.15	1656.0	nil
07-Apr-09	2.7923	2.9288	1.15	1.15	8562.36	8586.36	24.0	82.4	Cloudy	1008	1010	18	20	0.1365	1.15	1656.0	nil
14-Apr-09	2.7968	2.9146	1.15	1.15	8586.36	8610.36	24.0	71.1	Sunny	1013	1013	25	23	0.1178	1.15	1656.0	nil
17-Apr-09	2.7920	2.9288	1.15	1.15	8610.36	8634.36	24.0	82.6	Sunny	1014	1015	24	25	0.1368	1.15	1656.0	nil
23-Apr-09	2.7964	2.9509	1.15	1.15	8634.36	8658.36	24.0	93.3	Cloudy	1010	1009	22	23	0.1545	1.15	1656.0	nil
29-Apr-09	2.7963	2.9227	1.15	1.15	8658.36	8682.36	24.0	76.3	Fine	1015	1015	22	22	0.1264	1.15	1656.0	nil
05-May-09	2.7998	2.9447	1.15	1.15	8682.36	8706.36	24.0	87.5	Sunny	1016	1016	24	23	0.1449	1.15	1656.0	nil
11-May-09	2.8059	2.9447	1.15	1.15	8706.36	8730.36	24.0	83.8	Fine	1015	1016	26	24	0.1388	1.15	1656.0	nil
15-May-09	2.7904	2.9311	1.15	1.15	8730.36	8754.36	24.0	85.0	Fine	1014	1014	26	26	0.1407	1.15	1656.0	nil
21-May-09	2.7921	2.9334	1.15	1.15	8754.36	8778.36	24.0	85.3	Fine	1012	1010	25	28	0.1413	1.15	1656.0	nil
27-May-09	2.7933	2.9119	1.15	1.15	8778.36	8802.36	24.0	71.6	Fine	1012	1010	28	26	0.1186	1.15	1656.0	nil
02-Jun-09	2.7891	2.9188	1.15	1.15	8802.36	8826.36	24.0	78.3	Sunny	1014	1011	28	28	0.1297	1.15	1656.0	nil
08-Jun-09	2.7971	2.9105	1.15	1.15	8826.36	8850.36	24.0	68.5	Fine	1014	1010	28	26	0.1134	1.15	1656.0	nil
12-Jun-09	2.7915	2.9004	1.15	1.15	8850.36	8874.36	24.0	65.8	Fine	1010	1010	27	25	0.1089	1.15	1656.0	nil
18-Jun-09	2.7971	2.9229	1.15	1.15	8874.36	8898.36	24.0	76.0	Sunny	1015	1012	29	27	0.1258	1.15	1656.0	nil
24-Jun-09	2.8014	2.9241	1.15	1.15	8898.36	8922.36	24.0	74.1	Sunny	1013	1012	30	30	0.1227	1.15	1656.0	nil
30-Jun-09	2.7934	2.9114	1.17	1.17	8922.36	8946.36	24.0	70.0	Fine	1012	1012	29	30	0.1180	1.17	1684.8	nil
06-Jul-09	2.7966	2.9117	1.15	1.15	8946.36	8970.36	24.0	69.5	Sunny	1014	1015	29	29	0.1151	1.15	1656.0	nil
								Min.								65.3	
								Max.								136.9	
								Average								89.3	

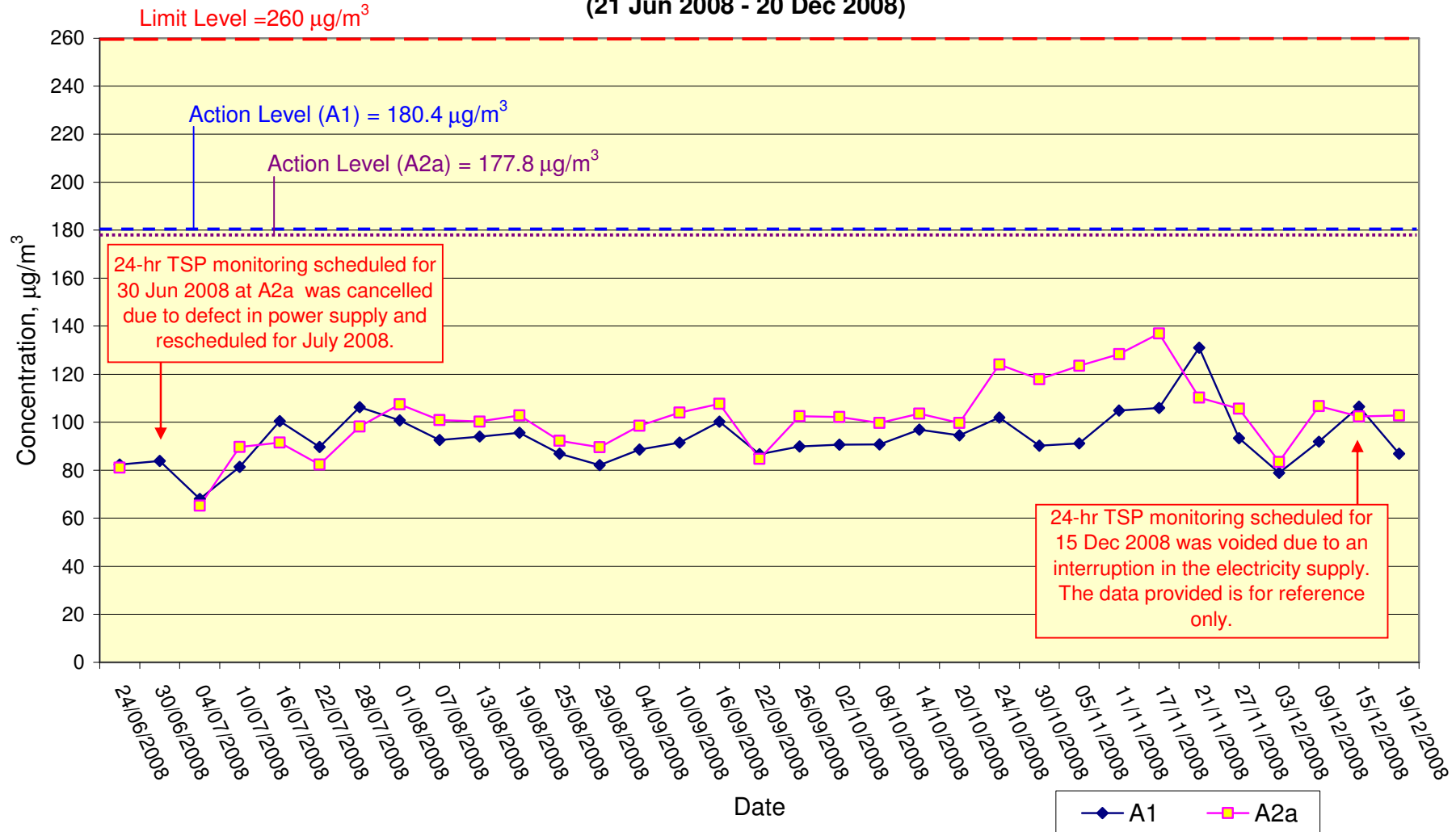
* 24-hr TSP monitoring at A2a scheduled for 30 Jun 2008 was cancelled due to defect in power supply and rescheduled to July 2008.

* 24-hr TSP monitoring scheduled for 15 Dec 2008 was voided due to an interruption in the electricity supply. The data provided is for reference only.

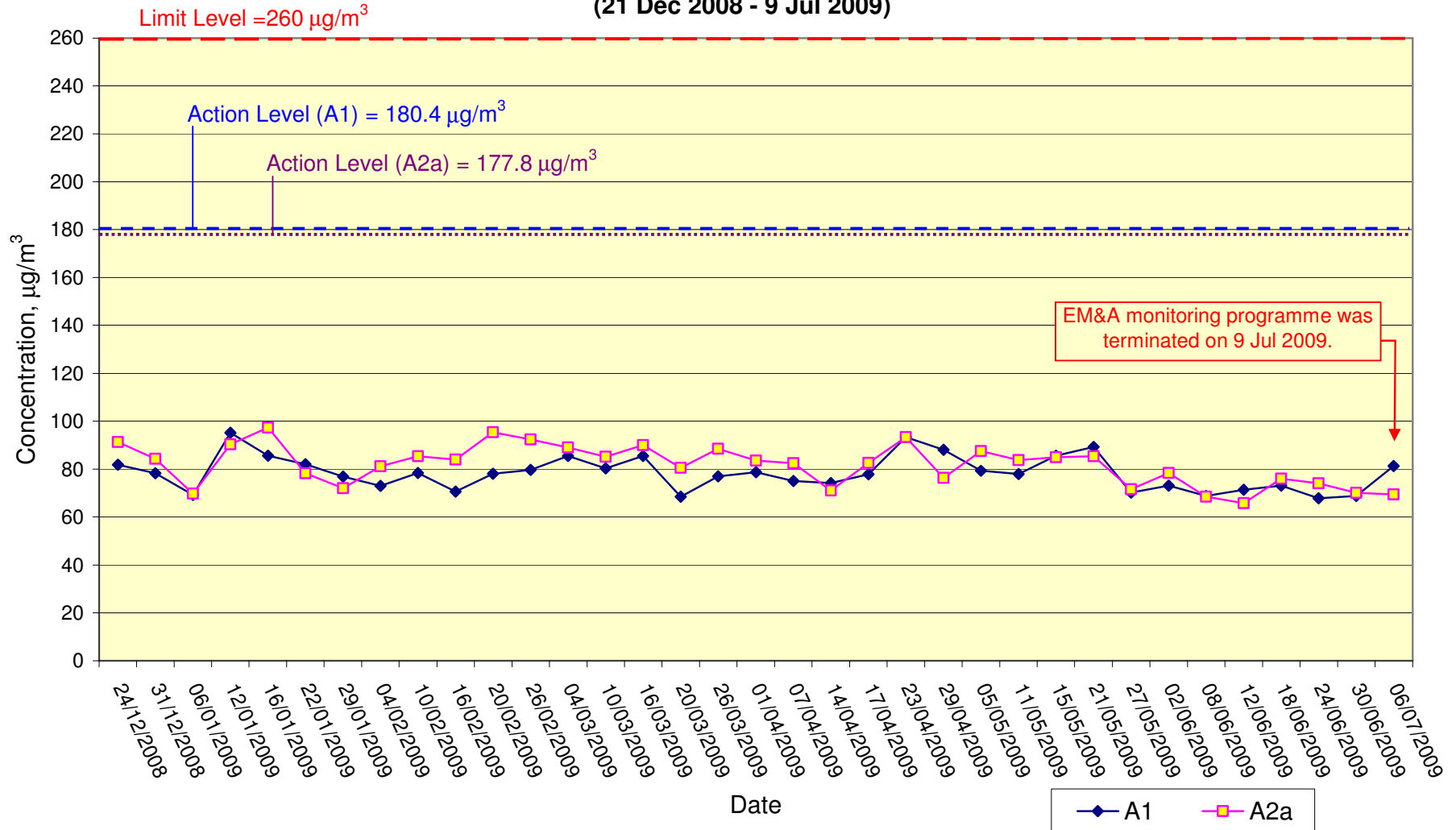
Graphical Presentation of 24-hr TSP Monitoring Results (21 Dec 2007 - 20 Jun 2008)



Graphical Presentation of 24-hr TSP Monitoring Results (21 Jun 2008 - 20 Dec 2008)



Graphical Presentation of 24-hr TSP Monitoring Results (21 Dec 2008 - 9 Jul 2009)



Appendix E

Airborne Fibre Monitoring Results

EM&A Airborne Fibre Monitoring Results

Airborne Fibre Monitoring Results at Station AF1

Date	Project sample no.	am/pm	Volume (litre)	No. of graticule areas	No. of fibres counted	Airborne Dust Conc. (fibre/ml)	Status of ACM removal (Prior to / During / On completion of)
25-Mar-08	1	am	624	200	1	<0.01	During ACM removal
25-Mar-08	4	pm	491	200	0	<0.01	During ACM removal
26-Mar-08	7	am	665	200	0	<0.01	During ACM removal
26-Mar-08	10	pm	520	200	0	<0.01	On completion of ACM removal
27-Mar-08	13	am	566	200	0	<0.01	On completion of ACM removal
28-Mar-08	16	am	665	200	1	<0.01	During ACM removal
28-Mar-08	19	pm	491	200	0	<0.01	During ACM removal
29-Mar-08	22	am	520	200	1	<0.01	On completion of ACM removal
29-Mar-08	25	pm	491	200	0	<0.01	During ACM removal
30-Mar-08	28	am	520	200	1	<0.01	During ACM removal
30-Mar-08	31	pm	520	200	1	<0.01	During ACM removal
31-Mar-08	34	pm	491	200	0	<0.01	On completion of ACM removal
02-Apr-08	1	am	520	200	1	<0.01	During ACM removal
02-Apr-08	4	pm	491	200	0	<0.01	On completion of ACM removal
03-Apr-08	7	am	520	200	0	<0.01	On completion of ACM removal
07-Apr-08	10	pm	520	200	1	<0.01	During ACM removal
08-Apr-08	13	am	520	200	1	<0.01	During ACM removal
08-Apr-08	16	pm	508	200	0	<0.01	During ACM removal
09-Apr-08	19	am	514	200	0	<0.01	On completion of ACM removal
09-Apr-08	22	pm	500	200	0	<0.01	During ACM removal
10-Apr-08	25	pm	491	200	0	<0.01	During ACM removal
11-Apr-08	28	pm	506	200	1	<0.01	During ACM removal
12-Apr-08	31	am	515	200	1	<0.01	During ACM removal
12-Apr-08	34	pm	491	200	1	<0.01	On completion of ACM removal
15-Apr-08	37	am	500	200	1	<0.01	During ACM removal
15-Apr-08	40	pm	520	200	1	<0.01	On completion of ACM removal
18-Apr-08	43	am	491	200	0	<0.01	During ACM removal
18-Apr-08	46	pm	486	200	0	<0.01	During ACM removal
19-Apr-08	49	am	494	200	1	<0.01	During ACM removal
19-Apr-08	52	pm	511	200	0	<0.01	On completion of ACM removal
27-Jun-08	19	pm	508	200	0	<0.01	During ACM removal
30-Jun-08	24	pm	529	200	1	<0.01	During ACM removal
02-Jul-08	1	am	500	200	0	<0.01	During ACM removal
03-Jul-08	6	pm	500	200	1	<0.01	On completion of ACM removal
04-Jul-08	11	pm	500	200	0	<0.01	During ACM removal
05-Jul-08	16	am	500	200	1	<0.01	During ACM removal
05-Jul-08	21	pm	500	200	0	<0.01	During ACM removal
07-Jul-08	26	am	500	200	1	<0.01	On completion of ACM removal
08-Jul-08	31	am	500	200	1	<0.01	On completion of ACM removal
16-Jul-08	36	am	500	200	1	<0.01	During ACM removal
16-Jul-08	41	pm	500	200	0	<0.01	During ACM removal
19-Jul-08	46	pm	500	200	0	<0.01	During ACM removal
21-Jul-08	51	am	500	200	0	<0.01	On completion of ACM removal
22-Jul-08	56	pm	500	200	1	<0.01	During ACM removal
23-Jul-08	61	am	508	200	1	<0.01	During ACM removal
23-Jul-08	66	pm	500	200	1	<0.01	During ACM removal
24-Jul-08	71	am	508	200	0	<0.01	On completion of ACM removal
29-Jul-08	76	pm	500	200	0	<0.01	During ACM removal
30-Jul-08	81	am	508	200	0	<0.01	During ACM removal
30-Jul-08	86	pm	500	200	1	<0.01	During ACM removal
31-Jul-08	91	am	507	200	0	<0.01	During ACM removal
31-Jul-08	96	pm	522	200	0	<0.01	During ACM removal
01-Aug-08	101	am	502	200	1	<0.01	During ACM removal
01-Aug-08	106	pm	522	200	1	<0.01	During ACM removal
02-Aug-08	111	am	508	200	1	<0.01	On completion of ACM removal

Airborne Fibre Monitoring Results at Station AF2

Date	Project sample no.	am/pm	Volume (litre)	No. of graticule areas	No. of fibres counted	Airborne Dust Conc. (fibre/ml)	Status of ACM removal (Prior to / During / On completion of)
25-Mar-08	2	am	618	200	0	<0.01	During ACM removal
25-Mar-08	5	pm	491	200	1	<0.01	During ACM removal
26-Mar-08	8	am	665	200	1	<0.01	During ACM removal
26-Mar-08	11	pm	520	200	0	<0.01	On completion of ACM removal
27-Mar-08	14	am	540	200	0	<0.01	On completion of ACM removal
28-Mar-08	17	am	665	200	0	<0.01	During ACM removal
28-Mar-08	20	pm	491	200	1	<0.01	During ACM removal
29-Mar-08	23	am	520	200	0	<0.01	On completion of ACM removal
29-Mar-08	26	pm	491	200	1	<0.01	During ACM removal
30-Mar-08	29	am	520	200	0	<0.01	During ACM removal
30-Mar-08	32	pm	520	200	0	<0.01	During ACM removal
31-Mar-08	35	pm	491	200	0	<0.01	On completion of ACM removal
02-Apr-08	2	am	520	200	0	<0.01	During ACM removal
02-Apr-08	5	pm	491	200	1	<0.01	On completion of ACM removal
03-Apr-08	8	am	520	200	0	<0.01	On completion of ACM removal
07-Apr-08	11	pm	520	200	0	<0.01	During ACM removal
08-Apr-08	14	am	508	200	0	<0.01	During ACM removal
08-Apr-08	17	pm	523	200	0	<0.01	During ACM removal
09-Apr-08	20	am	514	200	1	<0.01	On completion of ACM removal
09-Apr-08	23	pm	500	200	0	<0.01	During ACM removal
10-Apr-08	26	pm	500	200	1	<0.01	During ACM removal
11-Apr-08	29	pm	514	200	1	<0.01	During ACM removal
12-Apr-08	32	am	510	200	1	<0.01	During ACM removal
12-Apr-08	35	pm	488	200	0	<0.01	On completion of ACM removal
15-Apr-08	38	am	509	200	0	<0.01	During ACM removal
15-Apr-08	41	pm	520	200	1	<0.01	On completion of ACM removal
18-Apr-08	44	am	491	200	0	<0.01	During ACM removal
18-Apr-08	47	pm	497	200	1	<0.01	During ACM removal
19-Apr-08	50	am	503	200	0	<0.01	During ACM removal
19-Apr-08	53	pm	520	200	1	<0.01	On completion of ACM removal
27-Jun-08	20	pm	500	200	0	<0.01	During ACM removal
30-Jun-08	25	pm	538	200	0	<0.01	During ACM removal
02-Jul-08	2	am	500	200	1	<0.01	During ACM removal
03-Jul-08	7	pm	500	200	0	<0.01	On completion of ACM removal
04-Jul-08	12	pm	508	200	1	<0.01	During ACM removal
05-Jul-08	17	am	508	200	0	<0.01	During ACM removal
05-Jul-08	22	pm	497	200	1	<0.01	During ACM removal
07-Jul-08	27	am	508	200	0	<0.01	On completion of ACM removal
08-Jul-08	32	am	500	200	0	<0.01	On completion of ACM removal
16-Jul-08	37	am	500	200	0	<0.01	During ACM removal
16-Jul-08	42	pm	497	200	1	<0.01	During ACM removal
19-Jul-08	47	pm	497	200	1	<0.01	During ACM removal
21-Jul-08	52	am	508	200	1	<0.01	On completion of ACM removal
22-Jul-08	57	pm	508	200	0	<0.01	During ACM removal
23-Jul-08	62	am	500	200	0	<0.01	During ACM removal
23-Jul-08	67	pm	500	200	1	<0.01	During ACM removal
24-Jul-08	72	am	508	200	1	<0.01	On completion of ACM removal
29-Jul-08	77	pm	500	200	1	<0.01	During ACM removal
30-Jul-08	82	am	508	200	0	<0.01	During ACM removal
30-Jul-08	87	pm	500	200	0	<0.01	During ACM removal
31-Jul-08	92	am	499	200	1	<0.01	During ACM removal
31-Jul-08	97	pm	522	200	1	<0.01	During ACM removal
01-Aug-08	102	am	502	200	1	<0.01	During ACM removal
01-Aug-08	107	pm	513	200	0.5	<0.01	During ACM removal
02-Aug-08	112	am	500	200	0	<0.01	On completion of ACM removal

Airborne Fibre Monitoring Results at Station AF3

Date	Project sample no.	am/pm	Volume (litre)	No. of graticule areas	No. of fibres counted	Airborne Dust Conc. (fibre/ml)	Status of ACM removal (Prior to / During / On completion of)
25-Mar-08	3	am	618	200	0	<0.01	During ACM removal
25-Mar-08	6	pm	491	200	0	<0.01	During ACM removal
26-Mar-08	9	am	662	200	0	<0.01	During ACM removal
26-Mar-08	12	pm	520	200	0	<0.01	On completion of ACM removal
27-Mar-08	15	am	540	200	0	<0.01	On completion of ACM removal
28-Mar-08	18	am	665	200	0	<0.01	During ACM removal
28-Mar-08	21	pm	491	200	0	<0.01	During ACM removal
29-Mar-08	24	am	520	200	0	<0.01	On completion of ACM removal
29-Mar-08	27	pm	491	200	0	<0.01	During ACM removal
30-Mar-08	30	am	520	200	1	<0.01	During ACM removal
30-Mar-08	33	pm	520	200	0	<0.01	During ACM removal
31-Mar-08	36	pm	491	200	0	<0.01	On completion of ACM removal
02-Apr-08	3	am	520	200	1	<0.01	During ACM removal
02-Apr-08	6	pm	491	200	0	<0.01	On completion of ACM removal
03-Apr-08	9	am	520	200	0	<0.01	On completion of ACM removal
07-Apr-08	12	pm	520	200	0	<0.01	During ACM removal
08-Apr-08	15	am	517	200	1	<0.01	During ACM removal
08-Apr-08	18	pm	520	200	1	<0.01	During ACM removal
09-Apr-08	21	am	523	200	1	<0.01	On completion of ACM removal
09-Apr-08	24	pm	512	200	1	<0.01	During ACM removal
10-Apr-08	27	pm	483	200	0	<0.01	During ACM removal
11-Apr-08	30	pm	506	200	0	<0.01	During ACM removal
12-Apr-08	33	am	520	200	0	<0.01	During ACM removal
12-Apr-08	36	pm	497	200	1	<0.01	On completion of ACM removal
15-Apr-08	39	am	500	200	1	<0.01	During ACM removal
15-Apr-08	42	pm	511	200	0	<0.01	On completion of ACM removal
18-Apr-08	45	am	494	200	1	<0.01	During ACM removal
18-Apr-08	48	pm	486	200	0	<0.01	During ACM removal
19-Apr-08	51	am	494	200	0	<0.01	During ACM removal
19-Apr-08	54	pm	508	200	1	<0.01	On completion of ACM removal
* 18-Jun-08	4	am	500	200	0	<0.01	During ACM removal
* 18-Jun-08	6	pm	508	200	1	<0.01	During ACM removal
* 19-Jun-08	8	pm	508	200	1	<0.01	During ACM removal
* 23-Jun-08	10	am	500	200	1	<0.01	During ACM removal
* 23-Jun-08	12	pm	503	200	1	<0.01	During ACM removal
* 24-Jun-08	14	am	500	200	0	<0.01	During ACM removal
* 24-Jun-08	16	pm	503	200	1	<0.01	During ACM removal
* 26-Jun-08	18	pm	500	200	0	<0.01	During ACM removal
27-Jun-08	23	pm	500	200	1	<0.01	During ACM removal
30-Jun-08	28	pm	529	200	0	<0.01	During ACM removal
02-Jul-08	3	am	508	200	1	<0.01	During ACM removal
03-Jul-08	8	pm	503	200	0	<0.01	On completion of ACM removal
04-Jul-08	13	pm	500	200	1	<0.01	During ACM removal
05-Jul-08	18	am	508	200	1	<0.01	During ACM removal
05-Jul-08	23	pm	500	200	1.5	<0.01	During ACM removal
07-Jul-08	28	am	508	200	0	<0.01	On completion of ACM removal
08-Jul-08	33	am	508	200	0	<0.01	On completion of ACM removal
16-Jul-08	38	am	500	200	0	<0.01	During ACM removal
16-Jul-08	43	pm	500	200	1	<0.01	During ACM removal
19-Jul-08	48	pm	497	200	1	<0.01	During ACM removal
21-Jul-08	53	am	500	200	1.5	<0.01	On completion of ACM removal
22-Jul-08	58	pm	500	200	1	<0.01	During ACM removal
23-Jul-08	63	am	508	200	1	<0.01	During ACM removal
23-Jul-08	68	pm	500	200	1	<0.01	During ACM removal

24-Jul-08	73	am	505	200	1	<0.01	On completion of ACM removal
29-Jul-08	78	pm	508	200	1	<0.01	During ACM removal
30-Jul-08	83	am	508	200	1	<0.01	During ACM removal
30-Jul-08	88	pm	500	200	0	<0.01	During ACM removal
31-Jul-08	93	am	507	200	1	<0.01	During ACM removal
31-Jul-08	98	pm	531	200	1	<0.01	During ACM removal
01-Aug-08	103	am	510	200	1	<0.01	During ACM removal
01-Aug-08	108	pm	522	200	1	<0.01	During ACM removal
02-Aug-08	113	am	503	200	0	<0.01	On completion of ACM removal

- Note: 1. Please refer to the attached chart showing laboratory calculated results on airborne fibre monitoring (ETS-Testconsult Limited, letter ref. no.: OC/80351/CL dated 30 June 2008).
2. * This monitoring was carried out at the location adjacent to AF3.



行記建築工程有限公司

Hang Kee Construction & Engineering Co., Ltd.

NO# 0903

DAY FILE

-5 JUL 2008

Our Ref.: (out) HKCEL/CV-2007-05/S210(8)-104

4 July 2008

The Resident Engineer's office
Kennedy Town Abattoir
Cadogan Street
Kennedy Town
Hong Kong

Attn. : Mr. Fan Tong-wah – Engineer's Representative

Dear Sir,

Contract No. CV / 2007 / 05

Demolition of Kennedy Town Incineration Plant and Abattoir

Test Report for Airborne Asbestos Fibre Monitoring (0.006 fibre/ml Action Level)

We refer to your letter ref. 203204/(CV/2007/05)/M45/220-0311 dated 16 April 2008 and subsequent discussion our Mr. Kelvin Li – Registered Asbestos Consultant. We enclose herewith the self-explanatory letter (ref. OC/80351/CL dated 30 June 2008) from HOKLAS laboratory - ETS Testconsult Limited regarding the test report issued with showing whether the test samples exceed the 0.006 fibre/ml action level for airborne asbestos fibre monitoring for your reference.

Thank you for your attention.

Yours faithfully,
For & on behalf of
Hang Kee Construction and Eng Co. Ltd.

K. H. Cheung
Site Agent

Encl.

c.c. Mott Connell Limited (Mr. S.H. Ching)
Head Office

KHC/khc



ISO 9001 : 2000
Certificate No.: CC1141



ISO 9001 : 2000
Certificate No.: CC1141



東業德勤測試顧問有限公司
ETS-TESTCONSULT LIMITED

8/F., Block B, Veristrong Industrial Centre, 34-36 Au Pui Wan Street, Fotan, Hong Kong
Tel : 2695 8318 E-mail : etl@ets-testconsult.com
Fax : 2695 3944 Web site : www.ets-testconsult.com



30 June 2008

Your Ref.:
(out) HKCEL/CV-2007-05/S410(11)-001
Our Ref. : OC/80351/CL

Hang Kee Construction & Engineering Co., Ltd.
Unit P, 6/F International Industrial Centre,
2-8 Kwei Tei Street,,
Fo Tan, Shatin, N.T.

Attn: Mr K H Cheung – Site Agent

Dear Sirs,

Subject:
Contract No. CV/2007/05
Demolition of Kennedy Town Incineration Plant and Abattoir
Test Reports for Impact Airborne Fibre Monitoring

Thank you for your letter ref. (out) HKCEL/CV-2007-05/S410(11)-001 dated 13 June 2008 with a copy of letter ref. 203204/(CV/2007/05)/M45/220-0311 dated 16 April 2008 from Mott Connell Limited.

We are pleased to explain the interpretation of the 'Clearance Indicator' with respect to the clearance of site as well as surrounding area.

Using the methods, described in the Guidance Note EH10, "Asbestos : exposure limits and measurement of airborne dust concentrations" (revised February 1988), the lower limit of accurate measurement is about 0.010 fibre/ml. Thus, we can only report "less than 0.01 fibre/ml" for any samples with calculated value below this limit, based on the requirement set out.

However, as per your request the actual calculated results beyond the limit of accuracy for the purpose to compare with your action level, i.e. 0.006 fibre/ml as understood, we are now submitting a chart showing the calculated baseline value as well as those of the impact monitoring (up to 27 June 2008) as agreed for your reference only. Please be reminded that this provided reference chart should never be taken as supplementary / or part of our official HOKLAS reporting

Should you have further question, please feel free to contact Mr Clifford Lee at 94575452 or the undersigned.

Yours sincerely,
ETS-TESTCONSULT LIMITED

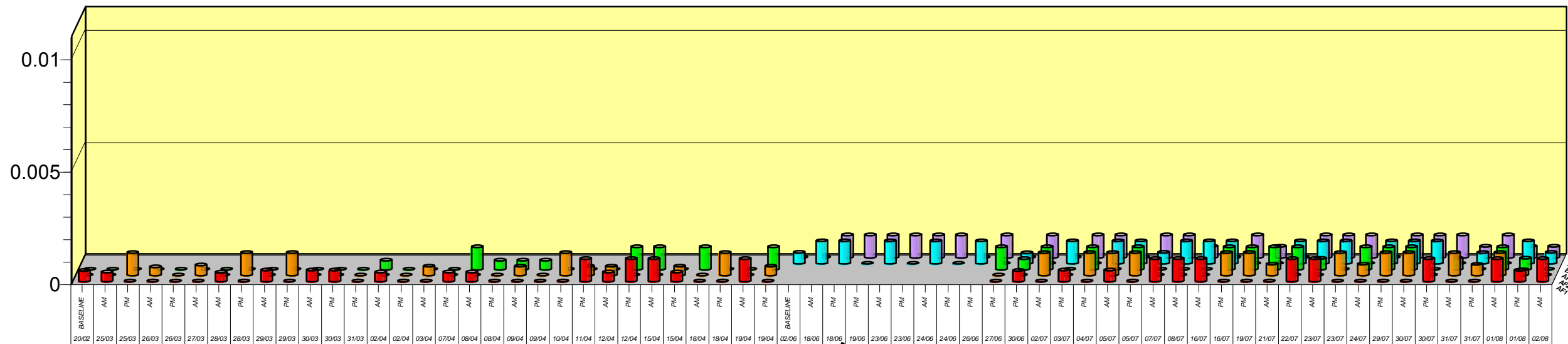

Dennis F S Fan
Technical Director

DF/CL

Encl.

堅尼地城焚化爐及屠房拆卸工程

空氣中纖維濃度之計算值



2008年

監測站



Appendix F Noise Monitoring Results and Graphical Presentation

EM&A Noise Monitoring Results

Daytime Noise Monitoring Results at Station N1

Station	Date	Weather Condition	Noise Level for 30-min, dB(A)					Other Noise Sources during monitoring
			Start Time	End Time	Leq	L10	L90	
N1	21-Dec-07	Sunny	09:05	09:35	71.2	74.5	63.9	welding
N1	27-Dec-07	Sunny	11:45	12:15	69.2	72.7	60.8	traffic noise & welding
N1	02-Jan-08	Sunny	10:40	11:10	69.5	73.2	61.4	welding & hammering, traffic noise
N1	08-Jan-08	Cloudy	09:55	10:25	71.8	74.4	63.2	welding, iron bending, traffic noise
N1	14-Jan-08	Cloudy	10:10	10:40	69.5	73.1	61.1	traffic noise
N1	24-Jan-08	Cloudy	09:15	09:45	70.1	73.4	61.3	traffic noise
N1	30-Jan-08	Cloudy	09:20	09:50	71.2	74.2	63.1	traffic noise
N1	05-Feb-08	Cloudy	09:20	09:50	70.9	74.2	61.3	traffic noise
N1	11-Feb-08	Cloudy	09:05	09:35	69.8	73.4	59.7	traffic noise
N1	21-Feb-08	Sunny	09:45	10:15	71.6	75.0	63.2	welding, hammering, traffic noise
N1	27-Feb-08	Sunny	09:05	09:35	70.9	74.2	62.7	traffic noise
N1	04-Mar-08	Sunny	09:20	09:50	70.3	73.8	61.8	traffic noise, hammering & lorry entering the site for unloading
N1	10-Mar-08	Sunny	08:48	09:18	72.0	75.0	64.6	welding, traffic noise
N1	20-Mar-08	Fine	08:40	09:10	64.3	72.3	69.4	steel bending, traffic noise
N1	26-Mar-08	Cloudy	08:55	09:25	64.2	76.4	73.1	traffic noise
N1	01-Apr-08	Rainy	08:50	09:20	73.8	76.6	65.9	traffic noise
N1	07-Apr-08	Sunny	08:50	09:20	72.1	74.6	61.3	hammering, welding, traffic noise
N1	17-Apr-08	Sunny	08:50	09:20	69.8	72.3	66.1	welding, painting, traffic noise
N1	23-Apr-08	Cloudy	08:50	09:20	72.6	74.7	67.6	crane operation, traffic noise
N1	29-Apr-08	Fine	09:00	09:30	67.7	70.1	61.6	traffic noise
N1	05-May-08	Sunny	09:00	09:30	73.9	76.8	64.0	cutting, traffic noise
N1	15-May-08	Sunny	09:00	09:30	69.3	73.3	65.1	demolition work, breaker, traffic noise
N1	21-May-08	Cloudy	09:00	09:30	72.8	76.3	64.1	demolition work, breaker, traffic noise
N1	27-May-08	Fine	09:00	09:30	67.5	69.9	62.6	demolition work, traffic noise
N1	02-Jun-08	Fine	10:52	11:22	70.7	73.0	64.1	demolition work, breaker, traffic noise
N1	12-Jun-08	Fine	09:00	09:30	74.6	78.1	70.1	demolition work, breaker, traffic noise
N1	18-Jun-08	Cloudy	08:30	09:00	74.7	77.7	69.9	demolition work, breaker, excavation, traffic noise

N1	24-Jun-08	Fine	08:30	09:00	74.6	78.3	69.7	demolition work, breaker, excavator, traffic noise	
N1	30-Jun-08	Rainy	09:10	09:40	74.3	77.1	68.1	demolition work, breaker, traffic noise	
N1	10-Jul-08	Rainy	13:50	14:20	73.1	75.5	67.7	demolition work, excavator, traffic noise	
*	N1	16-Jul-08	Sunny	08:55	09:25	75.1	78.8	67.3	breaker, demoliton work, traffic noise
N1	22-Jul-08	Sunny	09:40	10:10	74.7	77.9	68.0	demolition work, breaker, excavator	
N1	28-Jul-08	Sunny	08:55	09:25	74.9	77.3	70.5	demolition work, excavator, breaker, traffic noise	
N1	07-Aug-08	Cloudy	09:25	09:55	71.4	74.8	62.0	demolition work in progress, traffic noise	
N1	13-Aug-08	Sunny	09:20	09:50	73.1	76.3	65.5	demolition work, breaker, excavator, traffic noise	
N1	19-Aug-08	Sunny	09:10	09:40	72.9	76.4	64.5	demolition work, breaker, excavator, traffic noise	
N1	25-Aug-08	Sunny	09:20	09:50	71.5	74.5	64.3	demolition work, breaker (WSD), traffic noise	
N1	04-Sep-08	Fine	09:05	09:35	72.3	75.0	64.0	excavator work, traffic noise	
N1	10-Sep-08	Sunny	09:35	10:05	69.8	72.7	63.2	demolition work in progress, traffic noise; hand-held breaker (WSD site)	
N1	16-Sep-08	Sunny	09:05	09:35	69.9	73.1	62.4	demolition work, excavator, traffic noise	
N1	22-Sep-08	Sunny	09:10	09:40	74.1	76.8	68.2	demolition work, breaker, excavator, traffic noise	
N1	02-Oct-08	Sunny	09:00	09:30	69.4	72.1	62.9	demolition work, breaker, breaker (WSD), traffic noise	
N1	08-Oct-08	Fine	09:50	10:20	73.1	75.9	63.7	demolition work, breaker, excavator, traffic noise	
N1	14-Oct-08	Fine	09:10	09:40	71.7	74.4	66.7	demolition work, breaker, excavator, traffic noise	
N1	20-Oct-08	Sunny	09:10	09:40	71.3	74.1	65.6	demolition work, breaker, excavator, traffic noise	
N1	30-Oct-08	Sunny	09:15	09:45	73.2	76.2	66.4	demolition work, breaker, excavator, traffic noise	
N1	05-Nov-08	Cloudy	09:05	09:35	70.9	74.0	64.3	demolition work, breaker, breaker (WSD), traffic noise	
N1	11-Nov-08	Sunny	09:05	09:35	69.8	72.7	64.1	demolition work, breaker, excavator, traffic noise	
N1	17-Nov-08	Sunny	09:10	09:40	70.2	73.3	64.3	demolition work, breaker, excavator, traffic noise	
N1	27-Nov-08	Sunny	09:05	09:35	68.1	70.7	63.8	excavator work, traffic noise	
N1	03-Dec-08	Fine	09:10	09:40	68.3	70.4	63.0	demolition work, excavator work, traffic noise	
N1	09-Dec-08	Sunny	09:10	09:40	65.2	67.7	59.0	breaker, excavator, crane operation, steel bending, traffic noise	
N1	15-Dec-08	Sunny	09:20	09:50	64.0	67.3	57.9	demolition work in progress, traffic noise	

N1	24-Dec-08	Fine	09:00	09:30	66.4	69.0	62.8	demolition work, excavator, traffic noise	
N1	31-Dec-08	Cloudy	09:05	09:35	67.8	69.9	63.6	demolition work, excavator, traffic noise	
N1	06-Jan-09	Sunny	09:05	09:35	63.7	66.7	58.3	braeker, excavator, demolition work, traffic noise	
N1	12-Jan-09	Sunny	10:02	10:32	61.8	65.0	55.5	demolition work, excavator, crane operation, traffic noise	
N1	22-Jan-09	Fine	09:00	09:30	66.3	68.7	62.8	demolition work, excavator, traffic noise	
N1	29-Jan-09	Sunny	09:00	09:30	61.4	64.5	56.9	traffic noise	
N1	04-Feb-09	Sunny	09:00	09:30	66.1	69.2	58.1	construction work in progress, traffic noise	
N1	10-Feb-09	Sunny	09:00	09:30	63.8	66.3	57.3	traffic noise	
N1	16-Feb-09	Cloudy	09:00	09:30	66.7	69.8	56.8	traffic noise	
N1	26-Feb-09	Cloudy	09:00	09:30	66.0	68.8	60.3	traffic noise; excavator (WSD site)	
N1	04-Mar-09	Cloudy	09:05	09:35	71.8	74.1	62.0	excavator work, traffic noise	
N1	10-Mar-09	Cloudy	09:05	09:35	65.2	67.7	56.5	traffic noise	
N1	16-Mar-09	Fine	09:35	10:05	71.9	75.3	62.2	excavator work, traffic noise, breaker (near site)	
N1	26-Mar-09	Cloudy	09:05	09:35	65.2	69.6	60.6	excavator work, traffic noise	
N1	01-Apr-09	Sunny	09:20	09:50	67.8	70.4	60.6	excavator work, traffic noise	
N1	07-Apr-09	Cloudy	09:00	09:30	64.0	66.8	57.8	breaker, excavator work, traffic noise	
N1	14-Apr-09	Fine	09:05	09:35	66.2	69.1	58.6	traffic noise	
N1	23-Apr-09	Fine	09:30	10:00	73.9	76.7	66.3	breaker, excavator work, traffic noise	
N1	29-Apr-09	Sunny	11:05	11:35	62.8	65.8	56.3	traffic noise	
N1	05-May-09	Sunny	09:00	09:30	64.1	67.0	58.4	traffic noise	
N1	11-May-09	Fine	09:55	10:25	64.6	67.5	57.6	excavator work	
N1	21-May-09	Fine	09:00	09:30	65.4	68.4	59.6	excavator work, traffic noise	
N1	27-May-09	Fine	09:00	09:30	64.6	67.1	57.0	traffic noise	
N1	02-Jun-09	Fine	09:05	09:35	67.2	70.6	59.8	excavation work, traffic noise	
N1	08-Jun-09	Fine	09:40	10:10	68.4	71.2	59.0	plant operatng, traffic noise	
N1	18-Jun-09	Sunny	09:00	09:30	65.6	68.7	59.1	excavator work, traffic noise	
N1	24-Jun-09	Fine	09:08	09:38	65.8	68.5	61.4	traffic noise	
N1	30-Jun-09	Fine	09:05	09:35	64.4	66.8	59.7	traffic noise	
N1	06-Jul-09	Sunny	09:00	09:30	63.4	65.8	58.2	traffic noise	
					Min.	61.4			
					Max.	75.1			

* Note: On 16 July 2008, the Leq(30-min) noise level recorded at N1 was 0.1 dB(A) above 75 dB(A). An investigation revealed that non-project breaker activity related to telecommunications works was conducted that day outside KTCDA site on Cadogan Street.

Daytime Noise Monitoring Results at Station N2

Station	Date	Weather Condition	Noise Level for 30-min, dB(A)					Other Noise Sources during monitoring
			Start Time	End Time	Leq	L10	L90	
N2	21-Dec-07	Sunny	10:55	11:25	66.3	70.2	57.6	welding
N2	27-Dec-07	Sunny	11:07	11:37	66.9	70.1	61.5	traffic noise from Victoria Rd
N2	02-Jan-08	Sunny	11:15	11:45	67.5	70.7	61.7	traffic noise
N2	08-Jan-08	Cloudy	10:35	11:05	69.2	73.8	63.3	traffic noise from Victoria Rd & mounted breaker noise from Sai Ning Rd (WSD pipe laying work)
N2	14-Jan-08	Cloudy	10:47	11:17	67.0	70.1	61.9	traffic noise from Victoria Rd & not very loud construction noise from other site (breaker noise)
N2	24-Jan-08	Cloudy	10:30	11:00	66.6	69.6	60.8	traffic noise, breaker noise (WSD works)
N2	30-Jan-08	Cloudy	13:00	13:30	69.1	71.3	59.9	traffic noise
N2	05-Feb-08	Cloudy	10:40	11:10	66.6	70.5	57.3	traffic noise
N2	11-Feb-08	Cloudy	10:00	10:30	67.2	71.3	55.9	traffic noise
N2	21-Feb-08	Sunny	11:00	11:30	69.6	71.9	58.7	welding, hammering, traffic noise
N2	27-Feb-08	Sunny	09:45	10:15	68.8	71.7	59.8	welding, traffic noise
N2	04-Mar-08	Sunny	13:55	14:25	68.0	71.2	61.0	traffic noise
N2	10-Mar-08	Sunny	13:10	13:40	69.5	72.9	60.5	welding, traffic noise
N2	20-Mar-08	Fine	13:55	14:25	59.7	70.6	67.0	traffic noise
N2	26-Mar-08	Cloudy	14:40	15:10	62.4	74.7	71.2	traffic noise, cutting with breaker (WSD)
N2	01-Apr-08	Cloudy	13:15	13:45	69.8	71.7	62.0	steel bending, traffic noise
N2	07-Apr-08	Sunny	13:00	13:30	71.2	74.7	64.1	traffic noise, excavation work (WSD)
N2	17-Apr-08	Fine	09:40	10:10	71.2	74.4	64.2	traffic noise
N2	23-Apr-08	Cloudy	11:10	11:40	66.7	70.0	60.2	breaker, hammering (WSD), traffic noise
N2	29-Apr-08	Cloudy	13:30	14:00	68.8	70.7	65.8	welding, bending, traffic noise, hand held breaker (WSD)
N2	05-May-08	Sunny	11:30	12:00	67.9	70.4	60.9	welding, painting work, traffic noise
N2	15-May-08	Sunny	13:20	13:50	66.4	69.6	60.4	traffic noise
N2	21-May-08	Cloudy	14:05	14:35	65.9	68.1	62.0	welding, hammering, excavation work (DSD), traffic noise
N2	27-May-08	Fine	09:40	10:10	66.0	69.4	60.1	demolition work, traffic noise
N2	02-Jun-08	Fine	10:12	10:42	68.8	71.3	62.5	demolition work, breaker, excavation, traffic noise
N2	12-Jun-08	Fine	09:37	10:07	68.7	71.4	64.0	demolition work, breaker, traffic noise, concrete work (DSD)
N2	18-Jun-08	Cloudy	14:55	15:25	70.3	73.5	64.6	demolition, dump truck, excavation work (DSD), traffic noise

N2	24-Jun-08	Fine	09:30	10:00	71.5	73.8	64.0	demolition work, breaker, bamboo, traffic noise
N2	30-Jun-08	Rainy	10:00	10:30	72.7	75.8	65.0	demolition work, breaker, traffic noise
N2	10-Jul-08	Cloudy	14:30	15:00	68.9	71.9	64.1	demolition work in progress, traffic noise
N2	16-Jul-08	Fine	09:35	10:05	70.3	73.0	64.6	hand held breaker, demolition, traffic noise
N2	22-Jul-08	Sunny	09:00	09:30	68.4	71.1	63.5	demolition work, breaker, traffic noise
N2	28-Jul-08	Sunny	09:40	10:10	66.3	68.7	61.9	demolition work in progress, traffic noise
N2	07-Aug-08	Cloudy	13:15	13:45	68.3	71.0	64.8	demolition work, excavator, breaker, traffic noise
N2	13-Aug-08	Suiny	13:40	14:10	68.7	71.9	63.3	demolition work, traffic noise
N2	19-Aug-08	Sunny	09:55	10:25	68.6	71.1	62.9	demolition work, traffic noise
N2	25-Aug-08	Sunny	10:00	10:30	66.4	69.6	59.1	demolition work in progress, traffic noise
N2	04-Sep-08	Fine	13:00	13:30	66.1	68.9	58.2	demolition work, traffic noise
N2	10-Sep-08	Suiny	10:10	10:40	67.4	70.4	61.2	demolition work in progress, traffic noise
N2	16-Sep-08	Sunny	11:00	11:30	69.8	72.3	61.9	demolition work, excavator, traffic noise
N2	22-Sep-08	Sunny	09:50	10:20	67.3	70.3	62.6	demolition work, breaker, traffic noise
N2	02-Oct-08	Sunny	13:00	13:30	71.1	73.6	63.5	demolition work, breaker, traffic noise
N2	08-Oct-08	Fine	09:05	09:35	74.3	77.1	68.0	demolition work, breaker, traffic noise
N2	14-Oct-08	Fine	10:00	10:30	74.5	77.6	65.0	demolition work, breaker (2 no.), traffic noise
N2	20-Oct-08	Sunny	13:00	13:30	69.1	71.3	63.9	demolition work, breaker, traffic noise
N2	30-Oct-08	Sunny	13:05	13:35	73.9	76.5	63.8	demolition work, breaker, traffic noise
N2	05-Nov-08	Cloudy	09:42	10:12	72.4	75.2	67.8	demolition work, breaker, traffic noise
N2	11-Nov-08	Sunny	09:45	10:15	72.1	75.0	64.3	demolition work, breaker, traffic noise
N2	17-Nov-08	Sunny	09:55	10:25	69.4	72.4	63.5	demolition work, breaker (2 no.), traffic noise
N2	27-Nov-08	Sunny	09:45	10:15	67.4	69.8	62.5	demolition work, traffic noise
N2	03-Dec-08	Fine	09:50	10:20	67.3	69.3	62.3	demolition work, excavator work, traffic noise
N2	09-Dec-08	Sunny	09:50	10:20	73.6	76.1	64.3	breaker, excavator, crane operation, steel bending, traffic noise
N2	15-Dec-08	Sunny	09:55	10:25	66.3	69.1	59.2	demolition work, excavator, traffic noise

N2	24-Dec-08	Sunny	13:10	13:40	68.1	70.6	63.3	demolition work, excavator, traffic noise	
N2	31-Dec-08	Cloudy	13:05	13:35	67.3	69.9	62.5	demolition work in progress, traffic noise	
N2	06-Jan-09	Sunny	13:05	13:35	72.7	75.8	67.1	breaker, excavator, crane operation, steel bending, traffic noise	
N2	12-Jan-09	Sunny	09:25	09:55	66.8	69.2	60.9	breaker, demolition work, crane operation, excavator, traffic noise	
N2	22-Jan-09	Fine	09:40	10:10	68.1	70.5	64.0	demolition work, excavator, traffic noise	
N2	29-Jan-09	Sunny	09:40	10:10	66.2	69.0	63.0	traffic noise	
N2	04-Feb-09	Sunny	09:40	10:10	67.8	71.9	59.3	construction work in progress, traffic noise	
N2	10-Feb-09	Sunny	09:45	10:15	66.3	69.0	59.1	traffic noise	
N2	16-Feb-09	Cloudy	09:45	10:15	67.5	69.6	60.8	excavator work, traffic noise	
N2	26-Feb-09	Cloudy	09:50	10:20	67.7	70.1	58.1	excavator work, breaker, traffic noise	
N2	04-Mar-09	Cloudy	09:50	10:20	67.1	69.2	59.2	excavator work, breaker, traffic noise	
N2	10-Mar-09	Cloudy	13:05	13:35	66.8	69.2	58.1	traffic noise	
N2	16-Mar-09	Sunny	10:15	10:45	67.0	70.4	61.2	excavator work, breaker, traffic noise	
N2	26-Mar-09	Cloudy	09:50	10:20	67.5	69.9	63.5	excavator work, dump truck, traffic noise	
N2	01-Apr-09	Sunny	10:45	11:15	62.4	65.3	57.6	excavator work, traffic noise	
N2	07-Apr-09	Cloudy	09:50	10:20	70.9	74.0	63.6	breaker, excavator work, traffic noise	
N2	14-Apr-09	Fine	13:10	13:40	66.3	68.6	57.6	excavator work, traffic noise	
N2	23-Apr-09	Fine	10:10	10:40	67.5	69.6	63.1	excavator work, concrete work, traffic noise	
N2	29-Apr-09	Fine	09:10	09:40	64.2	66.9	60.0	traffic noise	
N2	05-May-09	Sunny	09:50	10:20	66.4	68.7	61.8	traffic noise	
N2	11-May-09	Fine	11:05	11:35	64.0	67.1	57.5	traffic noise	
N2	21-May-09	Fine	09:50	10:20	67.0	69.8	61.2	traffic noise	
N2	27-May-09	Fine	09:50	10:20	66.3	68.7	60.4	traffic noise	
N2	02-Jun-09	Fine	09:45	10:15	61.7	64.4	57.1	traffic noise	
N2	08-Jun-09	Fine	10:20	10:50	64.4	67.9	58.2	traffic noise	
N2	18-Jun-09	Sunny	09:40	10:10	62.9	65.2	56.4	excavator work, traffic noise	
N2	24-Jun-09	Fine	09:50	10:20	62.7	65.4	58.3	traffic noise	
N2	30-Jun-09	Fine	09:45	10:15	62.7	65.2	58.1	traffic noise	
N2	06-Jul-09	Sunny	09:40	10:10	62.1	65.0	58.5	traffic noise	
					Min.	59.7			
					Max.	74.5			

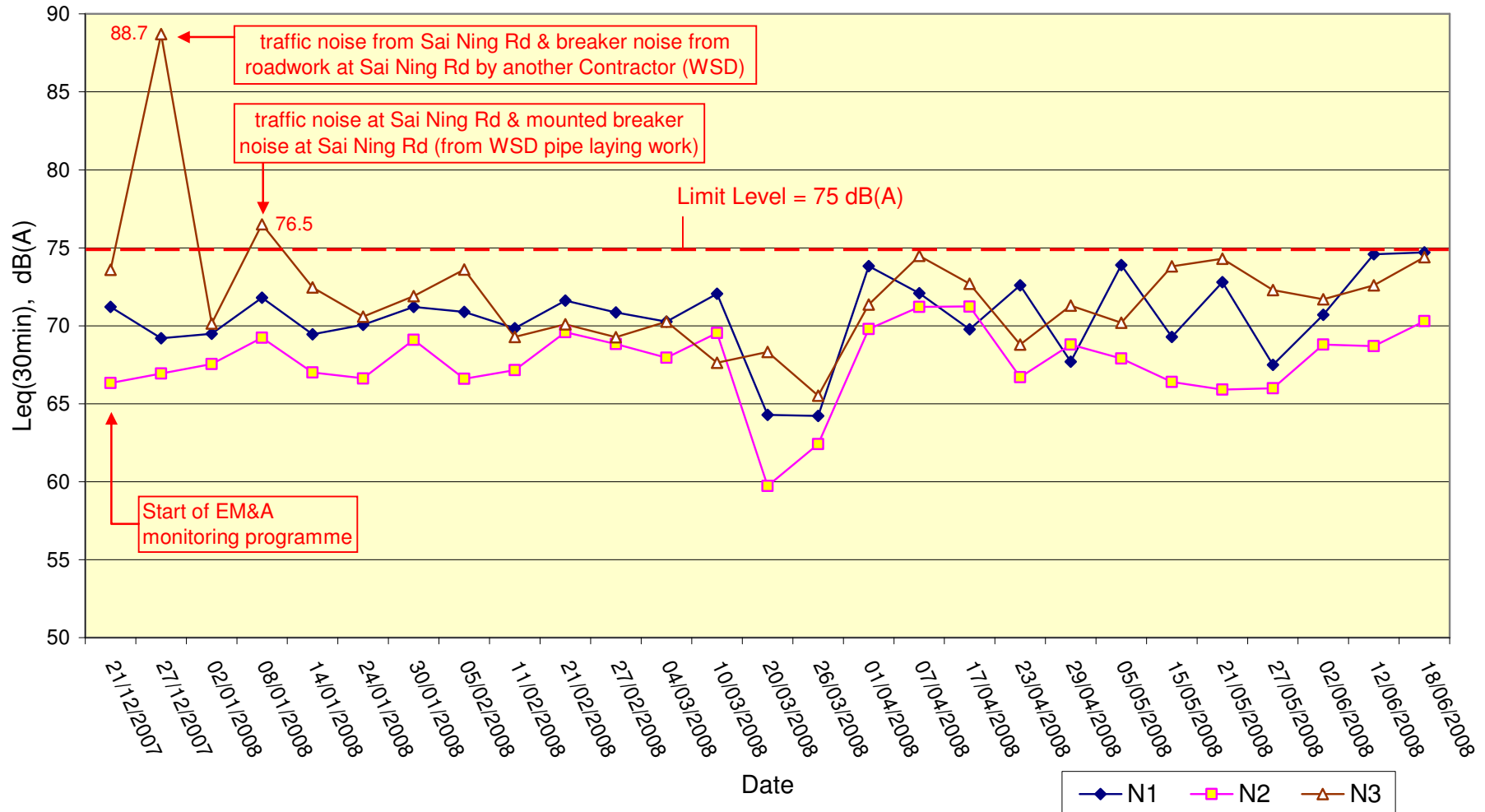
Daytime Noise Monitoring Results at Station N3

Station	Date	Weather Condition	Noise Level for 30-min, dB(A)					Other Noise Sources during monitoring
			Start Time	End Time	Leq	L10	L90	
N3	21-Dec-07	Sunny	10:15	10:45	73.6	76.0	63.1	traffic noise
N3	27-Dec-07	Sunny	10:30	11:00	88.7	91.3	79.2	traffic noise from Sai Ning Rd & breaker noise from roadwork at Sai Ning Rd by another Contractor (WSD)
N3	02-Jan-08	Sunny	11:48	12:18	70.1	73.1	60.7	traffic noise
N3	08-Jan-08	Cloudy	11:10	11:40	76.5	78.6	69.6	traffic noise at Sai Ning Rd & mounted breaker noise at Sai Ning Rd (from WSD pipe laying work)
N3	14-Jan-08	Cloudy	11:20	11:50	72.5	75.7	61.7	traffic noise from Sai Ning Road
N3	24-Jan-08	Cloudy	09:55	10:25	70.6	73.7	64.0	traffic noise, breaker noise (WSD works)
N3	30-Jan-08	Cloudy	13:40	14:10	71.9	74.2	59.8	traffic noise
N3	05-Feb-08	Cloudy	10:00	10:30	73.6	76.4	65.2	traffic noise
N3	11-Feb-08	Cloudy	10:40	11:10	69.3	72.8	60.0	traffic noise
N3	21-Feb-08	Sunny	10:25	10:55	70.1	72.3	63.0	traffic noise
N3	27-Feb-08	Sunny	09:55	10:25	69.3	71.3	58.5	traffic noise
N3	04-Mar-08	Sunny	13:20	13:50	70.3	73.8	61.0	traffic noise
N3	10-Mar-08	Sunny	14:00	14:30	67.6	69.6	58.3	traffic noise
N3	20-Mar-08	Fine	13:20	13:50	68.3	76.4	73.3	traffic noise
N3	26-Mar-08	Cloudy	15:15	15:45	65.5	74.4	71.7	steel bending, traffic noise
N3	01-Apr-08	Cloudy	14:00	14:30	71.4	73.6	60.4	traffic noise
N3	07-Apr-08	Sunny	13:35	14:05	74.5	78.1	65.8	traffic noise
N3	17-Apr-08	Fine	10:15	10:45	72.7	75.9	61.7	traffic noise
N3	23-Apr-08	Cloudy	10:00	10:30	68.8	71.5	59.3	traffic noise
N3	29-Apr-08	Cloudy	10:00	10:30	71.3	74.1	63.6	traffic noise
N3	05-May-08	Sunny	10:30	11:00	70.2	73.0	59.7	welding, traffic noise
N3	15-May-08	Sunny	13:55	14:25	73.8	76.5	69.5	bamboo scaffolding, driller (boundary), traffic noise, compressor & breaker (WSD)
N3	21-May-08	Fine	14:39	15:09	74.3	76.7	64.3	scaffolding (bamboo), traffic noise
N3	27-May-08	Fine	14:00	14:30	72.3	75.0	65.2	demolition work, traffic noise
N3	02-Jun-08	Fine	13:10	13:40	71.7	75.0	66.5	demolition work, breaker, traffic noise
N3	12-Jun-08	Fine	10:30	11:00	72.6	76.0	66.9	demolition work in progress, traffic noise
N3	18-Jun-08	Cloudy	09:10	09:40	74.4	77.6	66.9	demolition work in progress, traffic noise

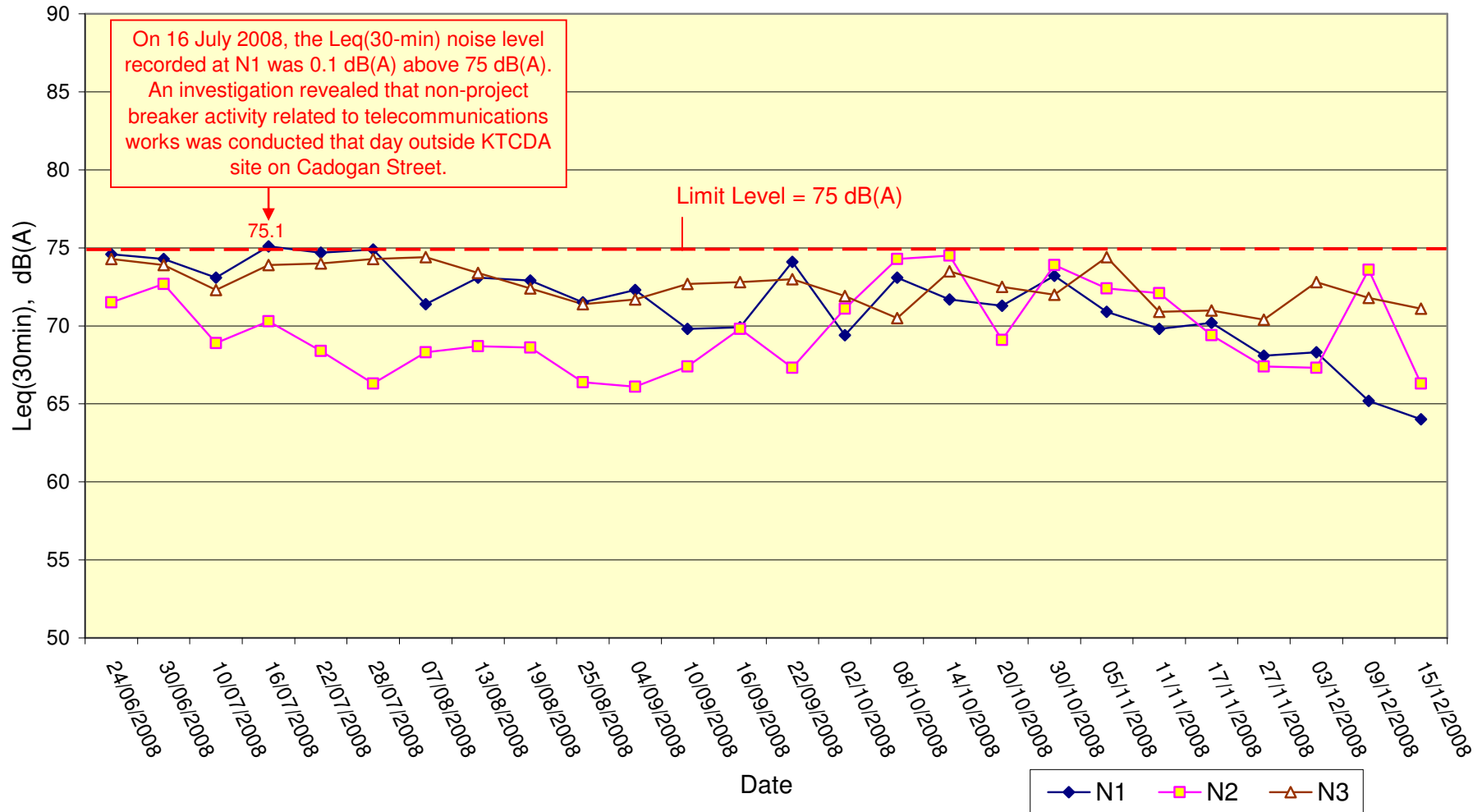
N3	24-Jun-08	Fine	10:10	10:40	74.3	76.4	66.7	demolition work, bamboo, traffic noise
N3	30-Jun-08	Cloudy	11:00	11:30	73.9	76.8	67.6	demolition work in progress, traffic noise
N3	10-Jul-08	Cloudy	13:10	13:40	72.3	75.4	66.5	demolition work in progress, traffic noise
N3	16-Jul-08	Fine	10:20	10:50	73.9	76.3	65.8	demolition work, bamboo, traffic noise
N3	22-Jul-08	Sunny	10:30	11:00	74.0	76.9	68.8	demolition work in progress, traffic noise
N3	28-Jul-08	Sunny	10:40	11:10	74.3	77.1	65.6	demolition work in progress, traffic noise
N3	07-Aug-08	Cloudy	10:10	10:40	74.4	76.8	63.4	demolition work in progress, traffic noise
N3	13-Aug-08	Sunny	10:05	10:35	73.4	76.1	64.4	demolition work, breaker, traffic noise
N3	19-Aug-08	Sunny	10:40	11:10	72.4	75.0	65.6	demolition work in progress, traffic noise
N3	25-Aug-08	Sunny	10:40	11:10	71.4	74.1	64.5	demolition work in progress, traffic noise
N3	04-Sep-08	Fine	10:00	10:30	71.7	74.7	65.1	demolition work in progress, traffic noise
N3	10-Sep-08	Sunny	11:00	11:30	72.7	76.5	67.0	demolition work, traffic noise
N3	16-Sep-08	Sunny	10:00	10:30	72.8	76.7	64.5	demolition work in progress, traffic noise
N3	22-Sep-08	Sunny	11:00	11:30	73.0	75.5	63.4	demolition work in progress, traffic noise
N3	02-Oct-08	Sunny	10:00	10:30	71.9	75.1	64.6	demolition work in progress, traffic noise
N3	08-Oct-08	Fine	11:00	11:30	70.5	73.2	62.9	demolition work in progress, traffic noise
N3	14-Oct-08	Fine	11:00	11:30	73.5	76.3	65.3	demolition work, breaker, traffic noise
N3	20-Oct-08	Sunny	10:00	10:30	72.5	75.5	64.3	demolition work in progress, traffic noise
N3	30-Oct-08	Sunny	10:00	10:30	72.0	75.8	65.2	demolition work, breaker, traffic noise
N3	05-Nov-08	Fine	10:20	10:50	74.4	77.1	70.7	demolition work, breaker, traffic noise
N3	11-Nov-08	Sunny	13:05	13:35	70.9	73.4	64.0	demolition work, breaker, traffic noise
N3	17-Nov-08	Sunny	10:30	11:00	71.0	73.6	64.9	demolition work, breaker, traffic noise
N3	27-Nov-08	Sunny	10:30	11:00	70.4	72.5	65.1	demolition work in progress, traffic noise
N3	03-Dec-08	Fine	10:30	11:00	72.8	75.5	66.6	demolition work, traffic noise
N3	09-Dec-08	Sunny	10:30	11:00	71.8	74.8	65.0	breaker, crane operation, traffic noise
N3	15-Dec-08	Sunny	10:40	11:10	71.1	74.2	63.6	demolition work in progress, traffic noise

N3	24-Dec-08	Fine	10:00	10:30	70.4	73.3	65.3	demolition work in progress, traffic noise	
N3	31-Dec-08	Cloudy	10:00	10:30	73.3	75.8	65.1	demolition work in progress, traffic noise	
N3	06-Jan-09	Sunny	09:50	10:20	73.9	77.6	66.3	demolition work, breaker, excavator, crane operation, traffic noise	
N3	12-Jan-09	Sunny	10:40	11:10	71.1	74.4	65.3	demolition work, crane operation, excavator, steel bending, traffic noise	
N3	22-Jan-09	Fine	10:20	10:50	72.7	75.5	65.6	demolition work, excavator, traffic noise	
N3	29-Jan-09	Sunny	10:20	10:50	70.8	73.5	64.8	traffic noise	
N3	04-Feb-09	Sunny	10:30	11:00	71.2	74.9	62.9	construction work in progress, traffic noise	
N3	10-Feb-09	Sunny	10:30	11:00	71.3	74.1	65.8	traffic noise	
N3	16-Feb-09	Cloudy	10:30	11:00	71.5	74.5	63.8	traffic noise	
N3	26-Feb-09	Cloudy	10:30	11:00	71.9	74.8	66.0	traffic noise	
N3	04-Mar-09	Cloudy	10:30	11:00	71.0	73.6	64.9	traffic noise	
N3	10-Mar-09	Cloudy	10:00	10:30	71.7	74.8	63.0	excavator work, traffic noise	
N3	16-Mar-09	Sunny	11:00	11:30	72.1	75.2	64.6	traffic noise	
N3	26-Mar-09	Cloudy	10:40	11:10	72.1	74.7	65.3	excavator work, traffic noise	
N3	01-Apr-09	Sunny	10:00	10:30	71.9	74.6	64.1	traffic noise	
N3	07-Apr-09	Cloudy	10:30	11:00	71.0	73.9	65.2	excavator work, traffic noise	
N3	14-Apr-09	Sunny	10:00	10:30	71.1	73.7	64.2	traffic noise	
N3	23-Apr-09	Fine	11:00	11:30	72.5	75.0	63.8	excavator work, concrete work, traffic noise	
N3	29-Apr-09	Fine	10:00	10:30	70.4	73.6	64.4	traffic noise	
N3	05-May-09	Sunny	10:30	11:00	70.1	72.8	65.6	traffic noise	
N3	11-May-09	Fine	09:10	09:40	72.3	75.0	64.3	traffic noise	
N3	21-May-09	Fine	10:30	11:00	72.0	74.9	63.3	traffic noise	
N3	27-May-09	Fine	10:30	11:00	72.4	75.3	64.6	traffic noise	
N3	02-Jun-09	Sunny	10:30	11:00	71.1	74.0	62.4	traffic noise	
N3	08-Jun-09	Fine	11:00	11:30	74.6	78.9	63.9	traffic noise	
N3	18-Jun-09	Sunny	10:30	11:00	70.8	73.7	63.6	traffic noise	
N3	24-Jun-09	Fine	10:35	11:05	70.7	74.0	63.5	traffic noise	
N3	30-Jun-09	Fine	10:30	11:00	70.1	73.4	63.4	traffic noise	
N3	06-Jul-09	Sunny	10:30	11:00	72.2	75.2	64.0	traffic noise	
Min.					65.5				
Max.					88.7				

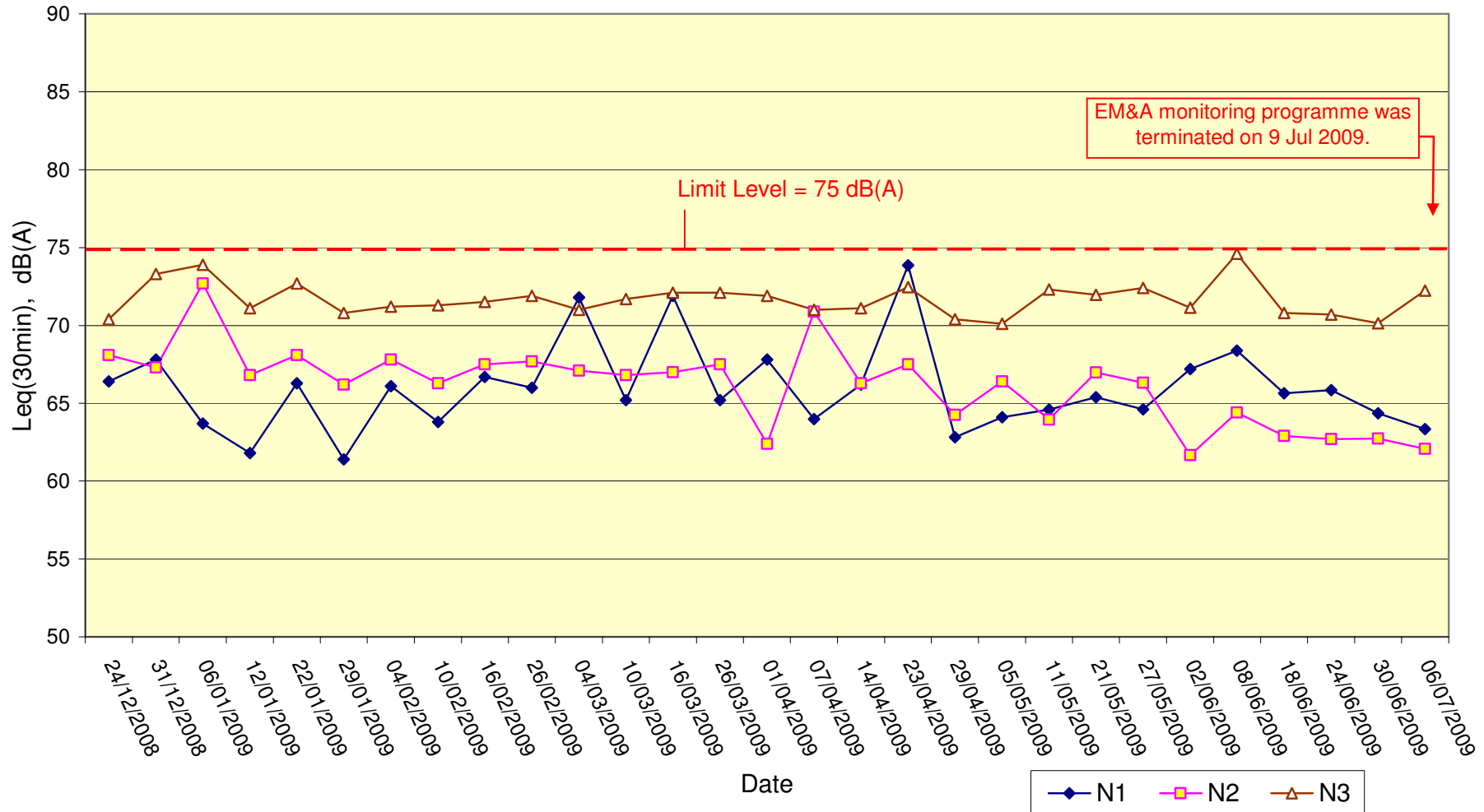
Graphical Presentation of Noise Monitoring Results (21 Dec 2007 - 20 Jun 2008)



Graphical Presentation of Noise Monitoring Results (21 Jun 2008 - 20 Dec 2008)



Graphical Presentation of Noise Monitoring Results (21 Dec 2008 - 9 Jul 2009)



Appendix G

Final Record Records for the Repairing of Deteriorated Cracks on Existing Concrete Ground Slab

Contract No. CV/2007/05

Demolition of Kennedy Town Incineration Plant and Abattoir

Final Record Photographs - Concrete Paving 8 July 2009



Photo No.:

1

Crack No. 1



Photo No.:

2

Crack No. 2

Contract No. CV/2007/05

Demolition of Kennedy Town Incineration Plant and Abattoir

Final Record Photographs - Concrete Paving 8 July 2009



Photo No.:

3

Crack No. 3



Photo No.:

4

Crack No. 4

Contract No. CV/2007/05

Demolition of Kennedy Town Incineration Plant and Abattoir

Final Record Photographs - Concrete Paving 8 July 2009



Photo No.:
5

Crack No. 5



Photo No.:
6

Crack No. 6

Contract No. CV/2007/05

Demolition of Kennedy Town Incineration Plant and Abattoir

Final Record Photographs - Concrete Paving 8 July 2009



Photo No.:
7

Crack No. 7



Photo No.:
8

Crack No. 8

Contract No. CV/2007/05

Demolition of Kennedy Town Incineration Plant and Abattoir

Final Record Photographs - Concrete Paving 8 July 2009



Photo No.:
9

Crack No. 9



Photo No.:
10

Crack No. 10

Contract No. CV/2007/05

Demolition of Kennedy Town Incineration Plant and Abattoir

Final Record Photographs - Concrete Paving 8 July 2009



Photo No.:
11

Crack No. 11



Photo No.:
12

Crack No. 12

Contract No. CV/2007/05

Demolition of Kennedy Town Incineration Plant and Abattoir

Final Record Photographs - Concrete Paving 8 July 2009



Photo No.:
13

Crack No. 13



Photo No.:
14

Crack No. 14

Contract No. CV/2007/05

Demolition of Kennedy Town Incineration Plant and Abattoir

Final Record Photographs - Concrete Paving 8 July 2009



Photo No.:
15

Crack No. 15



Photo No.:
16

Crack No. 16

Contract No. CV/2007/05

Demolition of Kennedy Town Incineration Plant and Abattoir

Final Record Photographs - Concrete Paving 8 July 2009



Photo No.:
17

Crack No. 17



Photo No.:
18

Crack No. 18

Contract No. CV/2007/05

Demolition of Kennedy Town Incineration Plant and Abattoir

Final Record Photographs - Concrete Paving 8 July 2009



Photo No.:
19

Crack No. 19



Photo No.:
20

Crack No. 20

Contract No. CV/2007/05

Demolition of Kennedy Town Incineration Plant and Abattoir

Final Record Photographs - Concrete Paving 8 July 2009



Photo No.:
21

Crack No. 21



Photo No.:
22

Crack No. 22

Contract No. CV/2007/05

Demolition of Kennedy Town Incineration Plant and Abattoir

Final Record Photographs - Concrete Paving 8 July 2009



Photo No.:
23

Crack No. 23



Photo No.:
24

Crack No. 24

Contract No. CV/2007/05

Demolition of Kennedy Town Incineration Plant and Abattoir

Final Record Photographs - Concrete Paving 8 July 2009



Photo No.:
25

Crack No. 25



Photo No.:
26

Crack No. 26

Contract No. CV/2007/05

Demolition of Kennedy Town Incineration Plant and Abattoir

Final Record Photographs - Concrete Paving 21 May 2009



Photo No.:
27

Crack No. 27



Photo No.:
28

Crack No. 28

Contract No. CV/2007/05

Demolition of Kennedy Town Incineration Plant and Abattoir

Final Record Photographs - Concrete Paving 21 May 2009



Photo No.:
29

Crack No. 29



Photo No.:
30

Crack No. 30

Contract No. CV/2007/05

Demolition of Kennedy Town Incineration Plant and Abattoir

Final Record Photographs - Concrete Paving 21 May 2009



Photo No.:
31

Crack No. 31



Photo No.:
32

Crack No. 32

Contract No. CV/2007/05

Demolition of Kennedy Town Incineration Plant and Abattoir

Final Record Photographs - Concrete Paving 8 July 2009



Photo No.:
33 - 36

Crack Nos. 33 to 36



Photo No.:
37

Crack No. 37

Contract No. CV/2007/05

Demolition of Kennedy Town Incineration Plant and Abattoir

Final Record Photographs - Concrete Paving 8 July 2009



Photo No.:
38

Crack No. 38



Photo No.:
39

Crack No. 39

Contract No. CV/2007/05

Demolition of Kennedy Town Incineration Plant and Abattoir

Final Record Photographs - Concrete Paving 8 July 2009



Photo No.:
40

Crack No. 40



Photo No.:
41

Crack No. 41

Contract No. CV/2007/05

Demolition of Kennedy Town Incineration Plant and Abattoir

Final Record Photographs - Concrete Paving 8 July 2009




Photo No.:
42

Crack No. 42



Photo No.:

Appendix H Works Programme



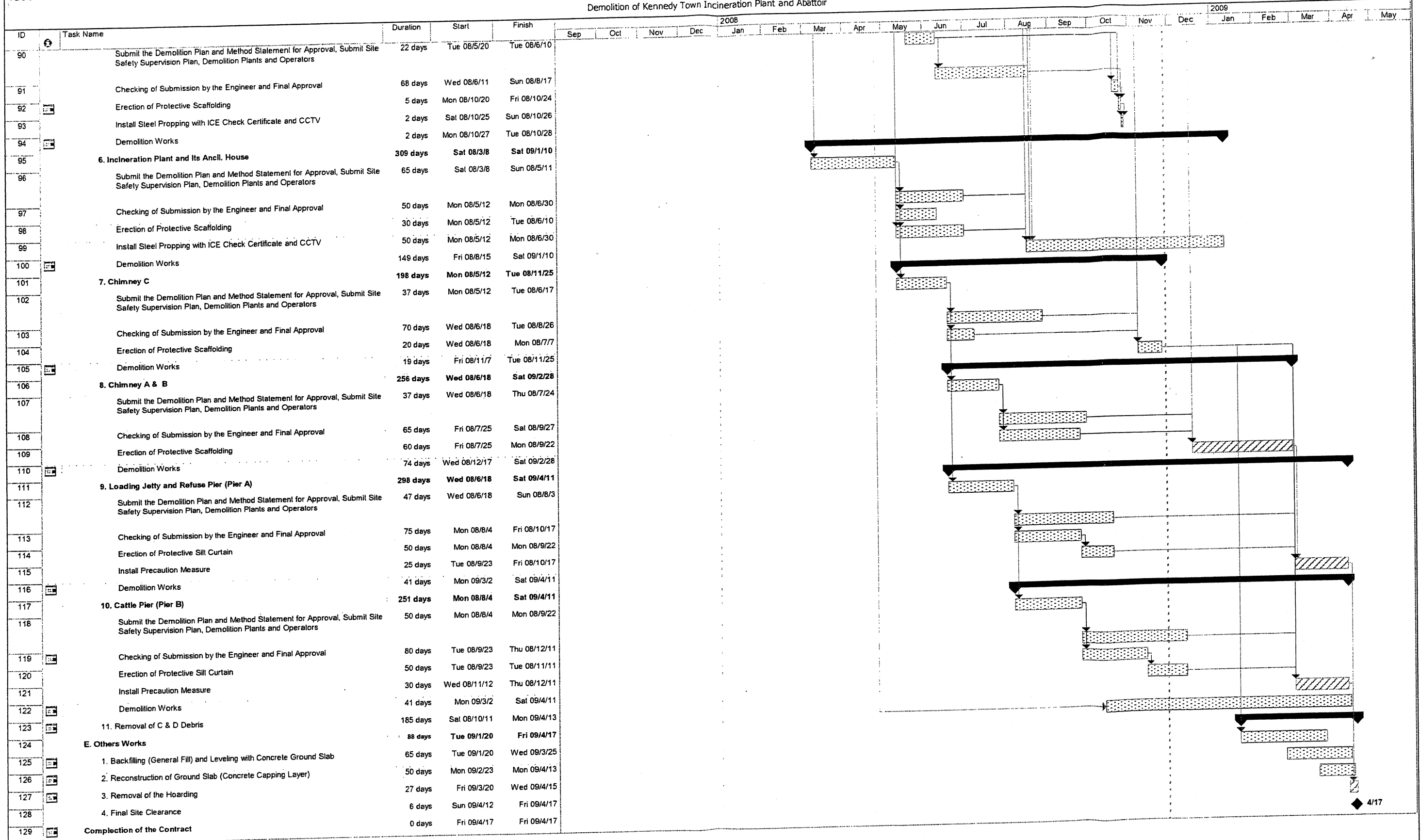
Project: Contract No. CV/2007/05
Date: Fri 08/11/28

Task [Pattern] Progress [Pattern] Summary [Pattern] External Tasks [Pattern] Deadline [Pattern]
Split [Pattern] Milestone [Pattern] Project Summary [Pattern] External Milestone [Pattern] Critical Path [Pattern]

ID	Task Name	Duration	Start	Finish	2008												2009												
					Sep	Oct	Nov	Dec	Jan	Feb	Mar	Apr	May	Jun	Jul	Aug	Sep	Oct	Nov	Dec	Jan	Feb	Mar	Apr	May				
48	2.2. Chimney C	163 days	Sun 08/1/20	Mon 08/6/30	[Summary bar]																								
49	Submit the Temporary Work Platform Design for Approval	15 days	Sun 08/1/20	Sun 08/2/3	[Task bar]																								
50	Erection of Internal Working Platform and Full Containment	15 days	Mon 08/2/4	Mon 08/2/18	[Task bar]																								
51	Removal of DCM Inside the Chimney	30 days	Sun 08/5/25	Mon 08/6/23	[Task bar]																								
52	Cement Solidification for DCM	7 days	Tue 08/6/24	Mon 08/6/30	[Task bar]																								
53	2.3. Chimney A & B	205 days	Wed 08/1/23	Thu 08/8/14	[Summary bar]																								
54	Submit Method Statement for Pilot Test and TCLP Test	14 days	Wed 08/1/23	Tue 08/2/5	[Task bar]																								
55	Submit the Temporary Work Platform Design for Approval	15 days	Mon 08/2/4	Mon 08/2/18	[Task bar]																								
56	Erection of Internal Working Platform and Full Containment	20 days	Tue 08/2/19	Sun 08/3/9	[Task bar]																								
57	Conduction of Pilot Test for Establishment of Cement-ash-water Mixing Ratio	7 days	Mon 08/3/10	Sun 08/3/16	[Task bar]																								
58	TCLP Test and Results	30 days	Mon 08/3/17	Tue 08/4/15	[Task bar]																								
59	Submit the Pilot Tests Results to the EPD for Confirmation of the Disposal Site	14 days	Wed 08/4/16	Tue 08/4/29	[Task bar]																								
60	Removal of DCM Inside the Chimney	35 days	Wed 08/7/2	Tue 08/8/5	[Task bar]																								
61	Cement Solidification for DCM	9 days	Wed 08/8/6	Thu 08/8/14	[Task bar]																								
62	4. Disposal of Dioxin	158 days	Wed 08/10/8	Sat 09/3/14	[Summary bar]																								
63	D. Demolition Works	472 days	Sat 07/12/29	Mon 09/4/13	[Summary bar]																								
64	Disconnect and Seal all Existing Utilities	30 days	Sat 08/4/5	Sun 08/5/4	[Task bar]																								
65	1. Slaughterhouse Block	232 days	Sat 07/12/29	Sat 08/8/16	[Summary bar]																								
66	Submit the Demolition Plan and Method Statement for Approval, Submit Site Safety Supervision Plan, Demolition Plants and Operators	35 days	Sat 07/12/29	Fri 08/2/1	[Task bar]																								
67	Checking of Submission by the Engineer and Final Approval	68 days	Sat 08/2/2	Wed 08/4/9	[Task bar]																								
68	Erection of Protective Scaffolding	30 days	Sat 08/2/2	Sun 08/3/2	[Task bar]																								
69	Install Steel Propping with ICE Check Certificate and CCTV	30 days	Tue 08/2/5	Wed 08/3/5	[Task bar]																								
70	Demolition Works	110 days	Tue 08/4/29	Sat 08/8/16	[Task bar]																								
71	2. Refrigeration Block	197 days	Sat 08/2/2	Sat 08/8/16	[Summary bar]																								
72	Submit the Demolition Plan and Method Statement for Approval, Submit Site Safety Supervision Plan, Demolition Plants and Operators	35 days	Sat 08/2/2	Fri 08/3/7	[Task bar]																								
73	Checking of Submission by the Engineer and Final Approval	75 days	Sat 08/3/8	Wed 08/5/21	[Task bar]																								
74	Erection of Protective Scaffolding	30 days	Sat 08/3/8	Sun 08/4/6	[Task bar]																								
75	Install Steel Propping with ICE Check Certificate and CCTV	29 days	Sat 08/3/8	Sat 08/4/5	[Task bar]																								
76	Demolition Works	92 days	Sat 08/5/17	Sat 08/8/16	[Task bar]																								
77	3. Lairage Block and Lairage Entrance Unit	258 days	Sat 08/3/8	Thu 08/11/20	[Summary bar]																								
78	Submit the Demolition Plan and Method Statement for Approval, Submit Site Safety Supervision Plan, Demolition Plants and Operators	51 days	Sat 08/3/8	Sun 08/4/27	[Task bar]																								
79	Checking of Submission by the Engineer and Final Approval	60 days	Mon 08/4/28	Thu 08/6/26	[Task bar]																								
80	Erection of Protective Scaffolding	30 days	Mon 08/4/28	Tue 08/5/27	[Task bar]																								
81	Install Steel Propping with ICE Check Certificate and CCTV	50 days	Mon 08/4/28	Mon 08/6/16	[Task bar]																								
82	Demolition Works	88 days	Mon 08/8/25	Thu 08/11/20	[Task bar]																								
83	4. Boiler House	190 days	Mon 08/4/28	Mon 08/11/3	[Summary bar]																								
84	Submit the Demolition Plan and Method Statement for Approval, Submit Site Safety Supervision Plan, Demolition Plants and Operators	22 days	Mon 08/4/28	Mon 08/5/19	[Task bar]																								
85	Checking of Submission by the Engineer and Final Approval	60 days	Tue 08/5/20	Fri 08/7/18	[Task bar]																								
86	Erection of Protective Scaffolding	15 days	Tue 08/5/20	Tue 08/6/3	[Task bar]																								
87	Install Steel Propping with ICE Check Certificate and CCTV	30 days	Tue 08/6/17	Wed 08/7/16	[Task bar]																								
88	Demolition Works	29 days	Mon 08/10/6	Mon 08/11/3	[Task bar]																								
89	5. Weighbridge Office at Kennedy Town Abattoir	162 days	Tue 08/5/20	Tue 08/10/28	[Summary bar]																								

Project: Contract No. CV/2007/05
Date: Fri 08/11/28

Progress
 Milestone
 Summary
 Project Summary
 External Tasks
 External Milestone
 Deadline
 Critical Path



Appendix I

Summary Table of Environmental Complaints Received during Phase 1 Part 1 of the Project

APPENDIX I
Summary table of environmental complaints received during Phase 1 Part 1 of the Project

No.	Date of Receipt of Complaint	Channel of Complaint	Location Concerned	Brief Account of Complaint	Details of Actions Taken	Status
1	14/05/2008	Telephone	Project site	Water sprays provided to minimize dust emissions during demolition works were not in the correct position	Corrective action was implemented after discussion with the Contractor.	Closed out
2	17/06/2008	Telephone	Camay Rise	Suspected presence of airborne fibre was detected inside complainant's residence	The Contractor contacted the complainant and explained that the results of airborne fibre monitoring conducted on site during decontamination works showed no detection of airborne fibre in the open air. The Contractor had arranged an inspection of the complainant's residence with the Asbestos Specialist, however the complainant advised that she had used a vacuum cleaner to clean her residence and that the no suspected fibre was 'seen' afterwards. The Contractor and MMHK would continue to liaise with the nearby premises regularly to see if similar problems persist.	Closed out
3	28/06/2008	CEDD Enquiry Email	Cadogan Street and Sai See Street	Safety and environmental concerns arising from the continuation of demolition works despite bamboo scaffolding not yet rectified after typhoon	Demolition works were stopped on 2 Jul 2008 after all unsafe structures resulting from the typhoon were demolished. The Contractor had submitted an incident report on the collapse of scaffolding on 2 Jul 2008 describing the incident and precautionary measures to prevent reoccurrence. The Contractor had further submitted a report on 11 Jul 2008 in response to the complaint. MMHK would monitor the Contractor's implementation procedures and proposed measures in the event a typhoon arises.	Closed out

APPENDIX I

Summary table of environmental complaints received during Phase 1 Part 1 of the Project

No.	Date of Receipt of Complaint	Channel of Complaint	Location Concerned	Brief Account of Complaint	Details of Actions Taken	Status
4	24/07/2008	Telephone	The Merton	Noise nuisances arising from the demolition works	The Contractor and MMHK had contacted the complainant to understand his concern, as well as explaining the current noise situation (i.e. that there was no exceedance of the noise limit level due to project-related works during Jul 2008, and that the number of plant operating on site had been kept to a minimum). The Contractor had submitted details of their tele-conversation with the complainant on 28 Jul 2008. The Contractor and MMHK would continue to liaise with the nearby premises regularly to see if similar problems persist.	Closed out
5	21/12/2008	Telephone	Victoria Public Mortuary	Apparent white droplets from chimney being demolished had fallen towards mortuary, causing inconvenience to members of the public & vehicles accessing the mortuary	MMHK and Contractor visited Victoria Public Mortuary on 5 Jan 2009 to inspect the affected area, and informed the complainant that the tarpaulin arrangements on site would be reviewed to prevent similar occurrence.	Closed out