


# Dragages-Nishimatsu Joint Venture

## Contract No. DC/2007/10 Design and Construction of Hong Kong West Drainage Tunnel

Proposal for Temporary Suspension of  
Water Quality Monitoring at Western Portal

August 2009

Approved By   
(Environmental Team Leader)

REMARKS:

The information supplied and contained within this report is, to the best of our knowledge, correct at the time of printing.

CINOTECH accepts no responsibility for changes made to this report by third parties

### CINOTECH CONSULTANTS LTD

Room 1710, Technology Park,  
18 On Lai Street,  
Shatin, NT, Hong Kong  
Tel: (852) 2151 2083 Fax: (852) 3107 1388  
Email: [info@cinotech.com.hk](mailto:info@cinotech.com.hk)

## TABLE OF CONTENTS

	Page
<b>1 INTRODUCTION.....</b>	<b>1</b>
Background .....	1
Purpose of the Proposal .....	2
<b>2 CONSTRUCTION PROGRAM FOR THE PROJECT .....</b>	<b>3</b>
<b>3 REVIEW OF THE EIA REPORT AND EM&amp;A MANUAL FOR THE PROJECT ...</b>	<b>4</b>
Potential Impacts to Marine Water Quality during Construction at Western Portal .....	4
Evaluation of Potential Impacts to Marine Water Quality during Construction Phase .....	4
Mitigation Measures to Water Quality Implemented at Western Portal.....	5
Conclusion .....	6
<b>4 REVIEW OF THE EM&amp;A REQUIREMENTS FOR THE PROJECT.....</b>	<b>8</b>
<b>5 REVIEW OF MARINE WATER QUALITY MONITORING DATA .....</b>	<b>9</b>
Table 5-1 Summary of Monitoring Periods .....	9
Table 5-2 Summary of Monitoring Results .....	10
Observations and Findings.....	11
Conclusion .....	11
<b>6 CONCLUSION AND RECOMMENDATIONS.....</b>	<b>12</b>

### LIST OF TABLES

Table 5-1 Summary of Monitoring Periods .....	9
Table 5-2 Summary of Monitoring Results .....	10

### LIST OF FIGURES

Figure 1            Layout Plan of the Project

### LIST OF APPENDICES

A	Construction Programme
B	Photos show the implementation of mitigation measures
C	Water Quality Monitoring Results
D	Graphical Presentations

## 1 INTRODUCTION

### Background

- 1.1 Surface water falling within the northern catchments of Hong Kong Island is intercepted by a series of existing drainage pipes and culverts running through the urban area that ultimately discharge at several locations into Victoria Harbour. The existing system is overloaded and flooding and hazardous overland water flows can occur in extreme conditions. However, much of the catchment<sup>1</sup> is outside the urban area and the objective of the drainage improvement scheme studied here is to intercept surface water before it enters the urban area and direct it to a discharge outlet on the west-side of Hong Kong Island. This will reduce the flows entering into lower catchment and reduce flooding frequency in the urban area.
- 1.2 The study under Agreement No. CE91/95 identified a tunnel alignment to intercept flows and direct them to the tunnel. Due to the proximity of the tunnel alignment to Country Parks it was determined that the project would be classified as a Designated Project (DP) falling under the requirements of the Environmental Impact Assessment Ordinance (EIAO). The Environmental Impact Assessment (EIA) Study was approved by the Environmental Protection Department (EPD) on 7 April 2006 (Reg. No. AEIAR-099/2006) and the Environmental Permit was issued on 26 April 2006 (Permit No. EP-272/2007/A). Later, Environmental Permit (Permit No. EP-272/2007/A) was issued on 27 October 2007 and the further environmental Permit (Permit No. FEP-01/272/2007/A) was issued on 28 January 2008 for this Project to the DNJV as the Permit Holder.
- 1.3 The Drainage Services Department (DSD) undertakes Agreement No. CE 25/2002 (DS) Drainage Improvement in Northern Hong Kong Island - Hong Kong West and Lower Catchment Improvement - Investigation Study in October 2002. The investigation includes a review of the extent and alignments of the drainage tunnels together with its associated drainage structures (e.g. the intake shafts and connecting adits between the shafts and tunnels). The Approved EIA Report has provided information on the nature and extent of environmental impacts arising from the construction and operation of the proposed DP project and related activities. From the EIA, the recommendations for monitoring contained herein, are made. **Figure 1** shows the layout of the Project.
- 1.4 The proposed tunnel starts from a tunnel portal close to the site of the Haw Par Mansion in Tai Hang and follows a sinuous route beneath urban areas in Jardines Lookout and Mid Levels. A discharge portal at the west end of Hong Kong Island at Pokfulam, north of the Cyberport site is proposed. The tunnel is designed to convey the intercepted flood flows for a 200-year storm event occurring across the complete catchment. The internal diameter of the initial section of the tunnel, before the Aberdeen Vehicular Tunnel, is 6.25m, while the remaining tunnel section has an internal diameter of 7.25m. Thirty two intake locations have been identified within the project areas that are suitable for intercepting flood flows. The intakes structures are interconnected with the main tunnel

---

<sup>1</sup> The catchment is enclosed by the ridgelines running between Jardines Lookout in the east through Mount Butler, Mount Cameron, Mount Gough and the Peak.

---

by connecting adits which are 2.3m in diameter. **Figure 1** shows the alignment of the proposed tunnel, adits and the locations of the intake structures.

- 1.5 Dragages-Nishimatsu Joint Venture (DNJV) was awarded as the main contractor of the project Contract No. DC/2007/10 – Design and Construction of Hong Kong West Drainage Tunnel (The Project) and Cinotech Consultants Limited was commissioned by DNJV as the Environmental Team of the Project in accordance with EP Conditions 2.1.
- 1.6 Cinotech Consultants Limited (Cinotech) was commissioned by the Dragages-Nishimatsu Joint Venture (hereinafter the Contractor) to undertake the role of the Environmental Team (ET) for the “Drainage improvement in Northern Hong Kong Island – Hong Kong West Drainage Tunnel” Project.
- 1.7 In accordance with the EM&A Manual, marine water quality monitoring is required to be conducted during construction phase of the Project. However, due to the fact that most of the construction activities for the Project are land-based works, with very small portion of marine-based activities are required to be conducted for the Project. The Contractor has submitted an application for variation of EP Condition 2.9 and Figure 3 of the Project to temporary removal of the silt curtain after the completion of construction of the temporary pier and when there is no marine-based construction works at the Western Portal. The application of the variation of the Environmental Permit has been approved by EPD on 25 June 2009. Since no marine-based construction activities will be conducted in 2009 and 2010, we would like to propose suspending the marine water quality monitoring of the Project.

### **Purpose of the Proposal**

- 1.8 Condition 3.1 of the Environmental Permit for the Project specifies that “Changes to the EM&A requirements or programme and termination of the programme shall need justification by the ET Leader and verified by the IEC to their conformance with the requirements as set out in the EM&A Manual; and the prior approval from the Director shall be sought before their implementation”. Therefore, the objectives of this proposal are to review the status of the Project, the monitoring data for baseline and impact, the mitigation measures implemented particularly for the marine works of Western Portal Site and to justify the proposal to suspend the associated marine water quality monitoring temporarily with reference to Approved EIA Report and Updated EM&A Manual.

## 2 CONSTRUCTION PROGRAM FOR THE PROJECT

- 2.1 In 10 June 2009, DNJV has submitted an application of variation of the Environmental Permit Condition 2.9 and Figure 3 in order to remove the silt curtain after the completion of construction of the temporary pier and when there is no marine-based construction works at the Western Portal.
- 2.2 Based on the construction programme provided by DNJV as shown in **Appendix A**, all the marine-based construction works related to the construction of the temporary pier at Western Portal Site has been finished in January 2009 and all the marine works ceased in February 2009. Furthermore, there is no more marine-based works to be carried out at Western Portal Site in this year and coming year (i.e. 2009 and 2010). The marine-based construction activities since the commencement of the project are summarized in the following table.

Construction Period	Marine-Based Construction Activities
June 2008	Seabed clearance, Removed armour rock from existing seawall, Seabed formation preparation, vertical & sloping seawall rockfill, Marine pipe pile installation and seawall construction
July 2008	Removed armour rock from existing seawall, Seabed formation preparation, vertical & sloping seawall rockfill, Marine pipe pile installation, seawall construction, installation of Geotextile
August 2008	Level seabed with rock fill, seawall construction, installation of Geotextile, Install precast seawall blocks & Armour rock
September 2008	Seawall construction, installation of Geotextile, Install precast seawall blocks & Armour rock, construct sloping seawall, Construction of 10T bollard & in-situ coping
October 2008	Install precast seawall blocks & Armour rock, construct sloping seawall, Construction of 10T bollard & in-situ coping, Construction of temporary Drainage Diversion Stage 2
November 2008	Construct sloping seawall, Construction of 10T bollard & in-situ coping, Construction of temporary Drainage Diversion Stage 2
December 2008 January 2009	Only minor works for the pier construction
February 2009	NIL
March 2009	
April 2009	
May 2009	
June 2009	NIL (Silt Curtain removed since 25 June 2009)
July 2009	NIL (Silt Curtain has already been removed)
August 2009	NIL (Silt Curtain has already been removed)

---

### **3 REVIEW OF THE EIA REPORT AND EM&A MANUAL FOR THE PROJECT**

#### **Potential Impacts to Marine Water Quality during Construction at Western Portal**

##### Source of Impacts

- 3.1 According to the EIA report, Section 7.9, siltation generated by different construction works can have a major impact on water quality. The potential source of impacts to marine water quality for the Western Portal at Kong Sin Wan include the following:
- (i) the construction of a temporary berthing point for transportation of excavated spoil during TBM tunnel construction and for delivery of TBM-related materials and equipment by marine access;
  - (ii) the construction of the stilling basin as a permanent structure reduce the flow's energy before discharging the diverted rainstorm water from intakes to the sea.

##### Construction of Temporary Berthing Point at Western Outfall

- 3.2 In order to reduce the inland traffic, a temporary pier was constructed as an alternative marine access for barges. Potential impacts during the construction of the temporary pier, according to the EIA Report, may include disturbance of the sandy bottom and re-suspension of sediment.

##### Construction of Stilling Basin at Western Portal Outfall

- 3.3 A stilling basin, located immediately downstream of the Western Portal, will be constructed after completion of the tunnel. The stilling basin will be constructed by open excavation method. A temporary cofferdam in the form of sheet piles around the basin will first be constructed prior to bulk excavation for the basin. All construction for the basin will be carried out inside the temporary cofferdam.

#### **Evaluation of Potential Impacts to Marine Water Quality during Construction Phase**

##### Construction of Temporary Berthing Point at Western Outfall

- 3.4 The construction/demolition period for the temporary berthing point is short (less than 2 months) and no reclamation is required. However, the construction of a temporary pier may lead to the suspension of fine material which, if uncontrolled, can lead to a rise in the suspended solids level around the area. Removal activities can also disturb the bottom sediments. According to the EIA Report, the water quality impact due to construction/demolition of the temporary berthing point will likely be localised and temporary and no long term deterioration is expected.

##### Construction of Stilling Basin at Western Portal Outfall

- 3.5 A watertight cofferdam will be constructed prior to the construction of the stilling basin

---

and therefore it is not anticipated the construction to impose any adverse impacts to the local seawater. After the cofferdam construction is completed and before the construction of stilling basin, dewatering the silty water within the cofferdam area is required. Water should be pumped to sedimentation tank or settling devices before discharging to the sea in order to reduce the water quality impacts to seawater. The contractor should ensure discharge water from the sedimentation tank meet the WPCO/TM requirements before discharging to the sea.

#### Construction of Tunnel and Intakes

- 3.6 Ground excavation will be carried out at Eastern Portal, Western Portal and a few shallow intakes with most drop shafts being excavated using the raise boring method. The construction works related to intakes will be carried out at intake areas thus the potential impacts on water quality will be localised. For the tunnel excavation at both portal sites, potential impacts on water quality will depend on the nature of the material excavated and the runoff that can enter these watercourses. Other pollutants, such as oil and grease and chemicals, may also be present in the run-off where it flows over storage or maintenance areas. **With proper implementation of mitigation measures and good site practices, no significant impact to the water quality is expected.**

#### **Mitigation Measures to Water Quality Implemented at Western Portal**

##### Construction of Temporary Berthing Point at the Western Portal

- 3.7 Throughout the construction works at the Western Portal (including stilling basin and temporary berthing point), the contractor shall implement mitigation measures and ensure that the impact on the water quality is within acceptable standard.
- 3.8 Prior to the construction of the temporary berthing point, a silt curtain shall be constructed to minimize sediment migration. The respective areas of the marine works will be completely enclosed by the silt curtain. No noticeable impact on water quality during construction was expected in the EIA Report.
- 3.9 During the construction of the tunnel, excavated spoil will be transported at the Western Portal to the temporary berthing point for disposal. The conveyor belt is being completely covered and muddy effluent from the temporary barge are contained, treated and disposed of for compliance with WPCO requirements. Where there is transfer of excavated wastes, the Contractor should provide appropriate measures to ensure that the waste is free from floatables, putrescibles, organic wastes and toxic materials and when required a refuse collection vessel be provided to collect float refuse. With these measures and with the correct installation of the silt curtain, water quality impacts during construction phase should not be anticipated.

##### Construction of Stilling Basin at Western Portal Outlet

- 3.10 All construction for the basin should be carried out inside the temporary cofferdam which is a temporary watertight enclosure built in the water and pumped dry to expose the bottom so that construction of stilling basin can be undertaken. After excavating within

---

the cofferdams, the water would be pumped from the cofferdams.

- 3.11 During the dewatering process, appropriate desilting/sedimentation devices should be provided on site for treatment before discharge. The Contractor should ensure discharge water from the sedimentation tank meet the WPCO/TM requirements before discharge.
- 3.12 In order to minimize any adverse impacts during construction of the cofferdam to identified SRs, where appropriate, silt curtains should be utilized to minimize sediment migration.
- 3.13 Prior to the construction of armour rock based panel, a silt curtain shall also be installed prior to carry out any marine works as a preventive mitigation measure. It is expected that there is no noticeable impact on water quality during construction. The respective areas of the marine works will be completely enclosed by the silt curtain.

#### Construction of Tunnel at Western Portal

- 3.14 In the preliminary design stage of temporary drainage system and tunnel works for Western Portal, DNJV already adopted '*re-cycle and re-use*' as the design principle for the water management to minus the impacts on the water quality. The double shielded tunnel boring machine has been chosen to minimize impacts on underground water quality. All the used water for tunnel works will be collected and pumped to waste water treatment facilities for on-site treatment where chemicals such as flocculants will be added to assist the settlement process and neutralize the pH value. After treatment, the treated water will be pumped to silos for temporary storage. The treated water will then be used at the cutter face for cooling purposes and for other daily construction activities. Only under extreme and rare conditions, excessive treated water will be discharged off-site. DNJV ensure the water quality of the effluent meets the WPCO/TM requirements before discharge.
- 3.15 Based on the construction programme presented in Appendix A, the construction of the temporary pier has been completed in January 2009 and the construction of the stilling basin will not commence until 2010, no other marine based construction work is in progress at present. The existing conveyor system has been designed to eliminate any spoil materials and effluent entering the nearby watercourse. All the excavated materials are transported by the conveyor system covered completely from site and loaded directly onto barges such that no falling of excavated materials into sea is envisaged. (See Appendix B). In addition, a perimeter temporary channel and concrete bunds were provided in works areas abutting to the waterfront to direct all surface runoffs to wastewater treatment facilities. Similarly, the water collected in the spoil basin was pumped to the wastewater treatment facilities, i.e. no direct discharge into sea shall be allowed. (See Appendix B) Therefore, no impact on the water quality will be envisaged.

#### **Conclusion**

- 3.16 Based on the EIA Report, no significant impacts on the water quality are expected for the Project. The construction and demolition of the temporary pier may create short term impacts on the local marine water quality. The water discharge from site is subject to the control of the WPCO.



- 3.17 Through the implementation of the recommended mitigation measures and management practices, it is anticipated that the impacts upon the SRs during the construction phase will be temporary and minimal.
- 3.18 By proper adoption of mitigation measures during the construction of the temporary pier, armour rock panel and stilling basin at the Western Portal, only short term impacts on the marine water quality is expected and the water quality will be restored once the work is finished. Therefore, only insignificant disturbance to the seabed is expected. No significant impacts to the seawater intakes, coral community and FCZs arising from the construction phase are expected.

#### **4 REVIEW OF THE EM&A REQUIREMENTS FOR THE PROJECT**

- 4.1 In accordance with EM&A Manual, Section 4.1.2, “Water quality monitoring and audit for the project are required to ensure compliance with the water quality criteria and the effectiveness of the proposed mitigation measures. Marine water quality monitoring and audit shall be carried out during the construction period for the works at the Western Portal. The related construction activities include construction of temporary berthing facility, outlet structure, stilling basin, tunnel boring at Western Portal. If proper measures are not taken, it may have short term impacts on the marine water quality.”
- 4.2 As mentioned in Section 3.15, no other marine based construction work is in progress at present as the construction of the temporary pier has been completed in January 2009 and the construction of the stilling basin will not commence until 2010. Tunnel boring is considered not a major source of impact on the water quality based on the EIA report. With implementation of mitigation measures described in Section 3.7-3.15, no impact on the water quality will be anticipated. In a weekly basis, site inspections are carried out continuously to monitor the effectiveness of the water quality mitigation measures.
- 4.3 In accordance with Condition 3.1 of the Environmental Permit, the permit holder shall review the EM&A requirements or programme based on the submitted construction programme. It is showed in the programme that there is no marine construction works at present and therefore the Contractor proposes a review of the need to perform seawater quality monitoring.
- 4.4 The temporary suspension of marine water quality monitoring will only be valid during the period of no marine work nor potential impact given rise by tunnel works. However the marine water quality monitoring will be resumed immediately when:
- (i) the commencement of the marine-based construction works i.e. construction of stilling basin;
  - (ii) any non-compliance being identified during the regular site inspections; and
  - (iii) any complaint being received and considered justifiable.

---

**5 REVIEW OF MARINE WATER QUALITY MONITORING DATA**

- 5.1 The water quality monitoring was conducted at six monitoring stations (CE, CF, I1, I2, Intake A and Intake B). Monitoring was conducted to monitor the water depth, pH, dissolved oxygen, turbidity, suspended solids, salinity and temperature. The water quality monitoring periods are as follows:-

**Table 5-1 Summary of Monitoring Periods**

<b>Monitoring Stations</b>	<b>Baseline</b>	<b>Impact</b>
CE, CF, I1, I2, Intake A, Intake B	30/01/08 – 27/02/08	03/06/08 - present

- 5.2 All monitoring results and their graphical presentations for the Projects are shown in **Appendix C** and **Appendix D** respectively. The monitoring results for the Projects are summarized in the following Table 5-2:

**Table 5-2 Summary of Monitoring Results**

Test Results [Mean (Range)]	Parameter															
	DOSM, mg/L				DOB, mg/L				Tur, NTU				SS, mg/L			
	Baseline	Jun08-Jan09	Feb- Jun 09	Jul-Aug09	Baseline	Jun08-Jan09	Feb- Jun 09	Jul-Aug09	Baseline	Jun08-Jan09	Feb- Jun 09	Jul-Aug09	Baseline	Jun08-Jan09	Feb- Jun 09	Jul-Aug09
CE (Ebb)	7.0 (6.1-8.1)	7.0 (6.3-10.6)	6.7 (6.4-7.6)	7.2 (6.5-7.5)	6.9 (6.0-7.9)	6.5 (6.0-8.3)	6.5 (6.1-7.6)	7.4 (6.2-7.7)	6.9 (3.8-15.0)	3.4 (0.8-7.0)	3.5 (2.1-9.3)	3.8 (2.6-6.9)	12.3 (4.5-26.0)	10.8 (4.0-30.7)	8.1 (3.3-13.2)	9.9 (7.8-13.7)
CF (Flood)	7.0 (6.2-7.8)	7.3 (6.3-10.4)	7.1 (6.4-8.7)	7.8 (6.4-8.6)	6.9 (6.1-7.6)	7.1 (6.1-10.0)	6.9 (6.1-8.2)	7.6 (6.4-8.3)	6.9 (3.6-18.7)	2.9 (0.7-4.2)	3.4 (1.5-7.4)	3.0 (1.9-5.2)	11.6 (4.5-20.0)	10.6 (4.8-24.0)	8.0 (2.8-13.8)	10.9 (8.8-14.5)
I1	7.1 (6.2-8.2)	7.0 (6.4-10.2)	6.7 (6.3-8.0)	6.7 (6.4-7.4)	6.9 (5.8-7.9)	6.4 (6.0-8.8)	6.5 (6.0-7.5)	6.7 (6.2-7.1)	6.8 (3.7-17.1)	2.8 (0.4-5.7)	3.2 (1.2-8.2)	3.3 (1.5-7.1)	11.5 (5.0-21.0)	10.0 (3.3-33.5)	7.3 (2.6-12.7)	9.0 (5.2-13.2)
I2	7.0 (6.2-7.9)	7.1 (6.3-10.0)	6.7 (6.3-7.9)	6.7 (6.4-7.0)	6.9 (5.6-7.7)	6.5 (6.0-8.7)	6.5 (6.1-7.5)	6.6 (6.2-7.0)	6.9 (3.3-15.9)	2.7 (0.4-6.2)	3.1 (1.0-7.9)	3.2 (1.6-6.2)	11.0 (3.0-23.5)	10.4 (2.7-32.2)	7.7 (3.0-13.5)	9.4 (4.0-13.0)
Intake A	7.0 (6.2-7.8)	7.2 (6.3-10.2)	6.8 (6.4-7.6)	7.1 (6.4-7.7)	6.8 (6.0-7.6)	6.5 (6.0-9.7)	6.6 (6.1-7.4)	6.6 (6.2-7.1)	6.9 (3.9-17.7)	2.6 (0.4-8.2)	3.0 (1.1-7.1)	2.7 (1.5-5.7)	10.6 (3.5-22.5)	10.1 (2.7-29.5)	7.7 (2.8-15.3)	9.7 (3.8-15.3)
Intake B	6.9 (6.0-8.1)	7.1 (6.4-10.1)	6.8 (6.3-8.3)	7.2 (6.4-7.4)	6.8 (6.1-8.1)	6.4 (5.4-9.3)	6.6 (6.1-7.8)	7.2 (6.3-7.8)	6.3 (3.4-11.4)	2.9 (0.4-8.3)	3.1 (1.7-7.4)	3.0 (1.7-6.1)	11.1 (3.5-20.0)	10.4 (2.8-33.8)	7.4 (2.7-12.5)	8.9 (4.0-14.5)

Note: Baseline Period (30 January 2008 to 27 February 2008)

Impact Period: June 2008 to January 2009 (marine works with silt curtain)

February 2009 to June 2009 (no marine works but with silt curtain)

July 2009 to August 2009 (no marine works without silt curtain)

**Observations and Findings**

- 5.3 As shown in the graphical presentations in Appendix D, the monitoring works are categorized into the Baseline and Impact periods with various site conditions.
- (a) Baseline Period
- (b) Impact Period
- with marine works and with the silt curtain
  - without marine works but with the silt curtain
  - without marine works and without the silt curtain
- 5.4 Although occasional exceedance were recorded previously, these are considered as a result of natural variations. There has not been any work-related deterioration on seawater quality since the work commencement, nor any trends of seawater quality deterioration. So it may be concluded that even when marine based construction works were in place and the period before and after the silt curtain removed, they had not caused adverse impact in water quality in terms of DO, suspended solids (SS) and turbidity.

**Conclusion**

- 5.5 The monitoring results reveal no trends of seawater quality deterioration since the work commence, nor any adverse impact as a result of the silt curtain removed. It is convinced to predict that the seawater quality will not be affected by the existing work and therefore the marine water quality monitoring can be temporarily suspended.

## 6 CONCLUSION AND RECOMMENDATIONS

- 6.1 After reviewing the EM&A Manual, Approved EIA Report, water quality monitoring results and implementation of the mitigation measures in **Appendix B**, marine water quality monitoring is considered not necessary during the interim period in 2009 – 2010 without any marine works. No impact on the water quality will be envisaged after the completion of construction of the temporary pier.
- 6.2 Based on the water quality monitoring results obtained in different periods (as shown in Table 5.2), no trend of deterioration in water quality was observed. It can be concluded from the water quality monitoring results that no impact to water quality under good management and implementation of water quality mitigation measures undertaken by the Contractor.
- 6.3 Therefore it is proposed that marine water quality monitoring to be temporarily suspended after verification by the IEC and approval from the Director in accordance with EP Condition 3.1., the marine water quality monitoring will be resumed immediately when needed.
- 6.4 Weekly site inspections will be carried out continuously to ensure the effectiveness of the proposed water quality mitigation measures to safeguard the water quality.

---

---

**FIGURE**

---

---



Title Contract No. DC/2007/10 Design and Construction of Hong Kong West Drainage Tunnel Site Layout Plan	Scale N.T.S	Project No. MA8001	
	Date Aug-09	Figure 1	



---

---

**APPENDIX A  
CONSTRUCTION PROGRAMME**

---

---

Act ID	Activity Description	Orig Dur	Early Start	Early Finish	2007		2008												
					NOV	DEC	JAN	FEB	MAR	APR	MAY	JUN	JUL	AUG	SEP	OCT	NOV	DEC	
					-1	1	2	3	4	5	6	7	8	9	10	11	12	13	
<b>HK West Drainage Tunnel Project</b>																			
<b>CC6-PART OF SECTION 1 OF THE WORKS (WEST PORTAL)</b>																			
<b>Construction</b>																			
<b>Sea Wall &amp; Temporary Pier Construction</b>																			
<b>Marine Works - Preliminaries</b>																			
WPE0100	Echo Sounding & Seabed Condition ( Diver )Survey	12	07JAN08A	12APR08A															
WPE0120	Mobilisation of Marine Work Subcon-(WP)	8	18APR08A	23APR08A															
WPE0122	Prepare Marine Notice & Approval	29	18APR08A	23MAY08A															
WPE0126	Silt Curtain Preparation	27	18APR08A	21MAY08A															
WPE0128	Marine Pile Procurement	13	18APR08A	30APR08A															
WPE0130	Sea Wall Block Procurement	48	18APR08A	18JUN08A															
WPE0124	Prepare Silt Curtain Submission & Approval	28	13MAY08A	26MAY08A															
<b>Marine Works - Seabed Clearing</b>																			
WPE0132	Silt Curtain Installation	5	24MAY08A	29MAY08A															
WPE0133	Seabed Clearance	16	30MAY08A	20JUN08A															
WPE0180	Remove Armour Rock from Existing Seawall	12	30MAY08A	06AUG08A															
WPE0200	Seabed formation prepartation to -10.7mpd	15	30MAY08A	11AUG08A															
WPE0134	Found of vertical & sloping seawall rockfill	16	21JUN08A	11JUL08A															
WPE0220	Level Seabed w/ rock Fill	11	12AUG08A	25AUG08A															
<b>Marine Pipe Pile Works</b>																			
WPE0135	Install temporary working platform	16	24MAY08A	18JUN08A															
WPE0137	Marine Pipe Pile Installation	32	19JUN08A	30JUL08A															
<b>Seawall Construction up to +3mPD</b>																			
WPE0140	Construct Bay 5 to 10	54	28JUN08A	06SEP08A															
WPE0142	Construct Bay 6 to 9 & 7A	54	28JUN08A	06SEP08A															
WPE0260	Installation of Geotextile	20	14JUL08A	30SEP08A															
WPE0240	Install Precast Seawall Blocks & Armour Rock	70	13AUG08A	04OCT08A															
WPE0144	Construct Sloping Seawall	15	01SEP08A	08NOV08A															
WPE0146	General Fill up to +3mPD	23	01SEP08A	15NOV08A															

-1	1	2	3	4	5	6	7	8	9	10	11	12	13
NOV	DEC	JAN	FEB	MAR	APR	MAY	JUN	JUL	AUG	SEP	OCT	NOV	DEC
2007					2008								

Start Date 30NOV07  
 Finish Date 30MAY12  
 Data Date 21JUL09  
 Run Date 31JUL09 15:05

Early Bar  
 Progress Bar  
 Critical Activity

907A Sheet 1 of 1  
**Design & Construction of HK. West Drainage Tunnel**  
**Contract No. DC/2007/10**  
**Current Works Programme**  
**COST CENTRE 06 - WESTERN PORTAL**



---

---

**APPENDIX B  
PHOTOS SHOW THE  
IMPLEMENTATION OF MITIGATION  
MEASURES**

---

---



**Concrete Bunds**



**Temporary Drainage Channel**



**Wastewater Treatment Facilities (Wetsep)**



**Water Silos**



**Conveyor Belt Covered Completely**



**Conveyor Belt Covered Completely**



**Conveyor Belt Covered Completely**



**Excavated Materials Loaded Directly Onto Barges**

---

---

**APPENDIX C  
WATER QUALITY MONITORING  
RESULTS**

---

---

### Water Quality Monitoring Results (Baseline) at CE - Mid-Ebb Tide

Date	Weather Condition	Sea Condition**	Sampling Time	Depth (m)		Water Temperature (°C)		pH		Salinity ppt		DO Saturation (%)		Dissolved Oxygen (mg/L)			Turbidity (NTU)			Suspended Solids (mg/L)		
						Value	Average	Value	Average	Value	Average	Value	Average	Value	Average	DA*	Value	Average	DA*	Value	Average	DA*
30-Jan-08	Sunny	Moderate	18:45	Surface	1	14.1 14.1	14.1	7.3 7.3	7.3	33.0 33.0	33.0	107.2 107.1	107.2	7.2 7.2	7.2	7.0	5.1 5.1	5.1	5.9	11.0 11.0	11.0	9.3
				Middle	5.5	13.9 13.9	13.9	7.3 7.3	7.3	33.1 33.1	33.1	100.4 99.1	99.8	6.8 6.7	6.8		6.5 6.5	6.5		10.0 10.0	10.0	
				Bottom	10	13.7 13.7	13.7	7.4 7.4	7.4	33.1 33.1	33.1	97.7 96.8	97.3	6.6 6.5	6.6		6.1 6.1	6.1		7.0 7.0	7.0	
1-Feb-08	Sunny	Moderate	17:43	Surface	1	16.1 16.1	16.1	7.4 7.4	7.4	34.0 34.0	34.0	95.8 95.7	95.8	7.7 7.7	7.7	7.7	10.7 11.3	11.0	11.2	7.0 7.0	7.0	11.5
				Middle	5.5	16.1 16.1	16.1	7.4 7.4	7.4	34.0 34.0	34.0	95.7 95.7	95.7	7.7 7.7	7.7		11.5 11.4	11.5		5.0 6.0	5.5	
				Bottom	10	16.1 16.1	16.1	7.4 7.4	7.4	34.0 34.0	34.0	95.8 95.9	95.9	7.7 7.7	7.7		11.2 11.2	11.2		22.0 22.0	22.0	
4-Feb-08	Cloudy	Moderate	11:26	Surface	1	15.4 15.4	15.4	7.3 7.3	7.3	33.8 33.8	33.8	94.8 94.6	94.7	7.7 7.7	7.7	7.7	9.2 8.8	9.0	8.2	19.0 19.0	19.0	15.2
				Middle	5.5	15.4 15.4	15.4	7.3 7.3	7.3	33.8 33.8	33.8	94.3 94.2	94.3	7.7 7.7	7.7		7.8 7.8	7.8		19.0 19.0	19.0	
				Bottom	10	15.4 15.4	15.4	7.4 7.4	7.4	33.8 33.8	33.8	93.5 93.5	93.5	7.6 7.6	7.6		8.0 7.7	7.9		7.0 8.0	7.5	
6-Feb-08	Rainy	Rough	12:47	Surface	1	15.2 15.2	15.2	7.5 7.5	7.5	33.0 33.0	33.0	90.7 90.7	90.7	6.2 6.2	6.2	6.2	6.9 6.8	6.9	6.6	11.0 11.0	11.0	11.2
				Middle	5.5	15.2 15.2	15.2	7.5 7.5	7.5	32.9 32.9	32.9	90.6 89.5	90.1	6.1 6.1	6.1		6.6 6.3	6.5		9.0 10.0	9.5	
				Bottom	10	15.2 15.2	15.2	7.5 7.5	7.5	32.9 32.9	32.9	89.1 89.1	89.1	6.0 6.0	6.0		6.5 6.3	6.4		13.0 13.0	13.0	
11-Feb-08	Cloudy	Moderate	15:45	Surface	1	15.1 15.1	15.1	7.2 7.2	7.2	32.9 32.9	32.9	107.2 107.2	107.2	7.2 7.2	7.2	7.2	5.1 5.1	5.1	5.6	7.0 7.0	7.0	9.7
				Middle	5.5	14.9 14.9	14.9	7.2 7.2	7.2	32.9 32.9	32.9	107.4 107.2	107.3	7.2 7.2	7.2		5.1 5.1	5.1		11.0 11.0	11.0	
				Bottom	10	14.7 14.7	14.7	7.2 7.2	7.2	32.9 32.9	32.9	107.1 107.1	107.1	7.2 7.2	7.2		6.5 6.5	6.5		11.0 11.0	11.0	
13-Feb-08	Fine	Rough	17:15	Surface	1	15.1 15.1	15.1	7.4 7.4	7.4	32.9 32.9	32.9	104.9 104.5	104.7	7.1 7.1	7.1	7.1	6.6 6.3	6.5	6.8	5.0 5.0	5.0	7.5
				Middle	5.5	14.9 14.9	14.9	7.4 7.4	7.4	32.7 32.7	32.7	104.0 103.8	103.9	7.1 7.1	7.1		6.5 6.6	6.6		10.0 10.0	10.0	
				Bottom	10	14.7 14.7	14.7	7.4 7.4	7.4	32.8 32.8	32.8	103.3 102.6	103.0	7.0 7.0	7.0		7.1 7.2	7.2		7.0 8.0	7.5	
15-Feb-08	Fine	Rough	17:23	Surface	1	16.1 16.1	16.1	7.2 7.2	7.2	33.2 33.3	33.3	78.0 77.9	78.0	6.3 6.2	6.3	6.3	3.6 4.1	3.9	4.8	8.0 8.0	8.0	6.5
				Middle	6	16.1 16.1	16.1	7.2 7.2	7.2	33.2 33.3	33.3	77.9 77.8	77.9	6.2 6.2	6.2		6.1 5.1	5.6		7.0 7.0	7.0	
				Bottom	11	16.1 16.1	16.1	7.3 7.3	7.3	33.2 33.1	33.2	77.8 77.7	77.8	6.2 6.2	6.2		4.5 5.1	4.8		4.0 5.0	4.5	
18-Feb-08	Sunny	Moderate	11:28	Surface	1	16.1 16.1	16.1	7.3 7.3	7.3	32.9 32.9	32.9	99.3 98.8	99.1	7.7 7.7	7.7	7.7	6.9 6.8	6.9	6.6	9.0 9.0	9.0	16.0
				Middle	5.5	16.1 16.1	16.1	7.3 7.3	7.3	32.9 32.9	32.9	97.6 97.2	97.4	7.6 7.6	7.6		6.6 6.3	6.5		16.0 16.0	16.0	
				Bottom	10	16.1 16.1	16.1	7.3 7.3	7.3	32.9 32.9	32.9	96.2 95.8	96.0	7.5 7.5	7.5		6.5 6.3	6.4		24.0 22.0	23.0	
20-Feb-08	Sunny	Moderate	13:02	Surface	1	18.1 18.1	18.1	7.3 7.3	7.3	33.5 33.5	33.5	97.1 96.0	96.6	6.6 6.6	6.6	6.5	3.8 3.8	3.8	4.1	12.0 12.0	12.0	13.7
				Middle	5.5	18.1 18.1	18.1	7.3 7.3	7.3	33.4 33.4	33.4	92.9 92.9	92.9	6.3 6.3	6.3		4.4 4.4	4.4		11.0 11.0	11.0	
				Bottom	10	18.1 18.1	18.1	7.3 7.3	7.3	33.4 33.4	33.4	92.7 92.5	92.6	6.3 6.3	6.3		4.4 3.9	4.2		18.0 18.0	18.0	
22-Feb-08	Rainy	Rough	14:17	Surface	1	19.6 19.6	19.6	7.3 7.3	7.3	32.9 32.9	32.9	95.9 95.8	95.9	6.4 6.4	6.4	6.4	5.3 5.6	5.5	5.7	16.0 15.0	15.5	16.2
				Middle	5.5	19.6 19.6	19.6	7.3 7.3	7.3	32.9 32.9	32.9	95.0 94.5	94.8	6.4 6.4	6.4		6.1 5.4	5.8		11.0 11.0	11.0	
				Bottom	10	19.6 19.6	19.6	7.3 7.3	7.3	32.9 32.9	32.9	92.2 93.9	93.1	6.2 6.3	6.3		5.9 5.7	5.8		22.0 22.0	22.0	

### Water Quality Monitoring Results (Baseline) at CE - Mid-Ebb Tide

Date	Weather Condition	Sea Condition**	Sampling Time	Depth (m)		Water Temperature (°C)		pH		Salinity ppt		DO Saturation (%)		Dissolved Oxygen (mg/L)			Turbidity(NTU)			Suspended Solids (mg/L)		
						Value	Average	Value	Average	Value	Average	Value	Average	Value	Average	DA*	Value	Average	DA*	Value	Average	DA*
25-Feb-08	Cloudy	Moderate	15:51	Surface	1	19.6	19.6	7.4	7.4	33.0	33.0	96.1	95.9	7.3	7.3	7.3	8.5	8.4	8.5	13.0	13.0	14.3
						19.6		7.4		33.0		95.7		7.2			8.3					
				Middle	5.5	19.6	19.6	7.4	7.4	33.0	33.0	95.2	95.0	7.2	7.2	8.5	8.5	11.0		11.5		
		19.6		7.4		33.0		94.8		7.2		8.5										
		19.6	19.6	7.4	7.4	33.0	33.1	95.1	95.2	7.2	7.2	7.2	7.2	8.5	8.6	19.0	18.5					
		19.6		7.4		33.1		95.3		7.2		8.6	8.6	18.0	18.5							
27-Feb-08	Cloudy	Moderate	16:08	Surface	1	14.6	14.6	7.3	7.3	33.3	33.4	91.7	91.8	7.3	7.3	7.2	6.8	6.9	6.2	8.0	8.0	16.2
						14.6		7.3		33.4		91.9		7.3			6.9					
				Middle	5.5	14.3	14.3	7.3	7.3	33.8	33.9	88.0	88.2	7.0	7.0	5.7	5.6	19.0		19.0		
		14.3		7.3		33.9		88.3		7.0		5.5										
		14.0	14.0	7.4	7.4	34.9	34.9	85.4	85.4	6.8	6.8	6.1	6.2	22.0	21.5							
		14.0		7.4		34.9		85.4		6.8		6.2	6.2	21.0	21.5							

Remarks: \* DA: Depth-Averaged  
 \*\* Calm: Small or no wave; Moderate: Between calm and rough; Rough : White capped or rougher



### Water Quality Monitoring Results at CF - Mid-Flood Tide (Baseline)

Date	Weather Condition	Sea Condition**	Sampling Time	Depth (m)		Water Temperature (°C)		pH		Salinity ppt		DO Saturation (%)		Dissolved Oxygen (mg/L)			Turbidity(NTU)			Suspended Solids (mg/L)					
						Value	Average	Value	Average	Value	Average	Value	Average	Value	Average	DA*	Value	Average	DA*	Value	Average	DA*			
30-Jan-08	Sunny	Moderate	10:31	Surface	1	13.9 13.9	13.9	7.4 7.4	7.4	33.2 33.2	33.2	94.9 95.7	95.3	6.4 6.5	6.5	6.5	3.6 4.1	3.9	4.8	13.0 13.0	13.0	14.0			
				Middle	-	-	-	-	-	-	-	-	-	-	-		-	-		-	-		-	-	-
				Bottom	3	13.4 13.4	13.4	7.4 7.4	7.4	33.2 33.2	33.2	91.7 91.6	91.7	6.3 6.2	6.3		6.3	6.1 5.1		5.6	6.1 5.1		5.6	6.1 5.1	5.6
1-Feb-08	Sunny	Moderate	09:21	Surface	1	16.1 16.1	16.1	7.4 7.4	7.4	33.9 33.9	33.9	89.9 89.4	89.7	7.2 7.2	7.2	7.2	18.9 18.5	18.7	18.3	19.0 19.0	19.0	16.0			
				Middle	-	-	-	-	-	-	-	-	-	-	-		-	-		-	-		-	-	-
				Bottom	3	16.1 16.1	16.1	7.4 7.4	7.4	34.0 34.0	34.0	87.9 87.9	87.9	7.0 7.0	7.0		7.0	17.8 17.8		17.8	17.8		17.8	17.8	17.8
4-Feb-08	Cloudy	Moderate	08:15	Surface	1	15.5 15.5	15.5	7.3 7.3	7.3	33.9 33.9	33.9	95.5 95.5	95.5	7.8 7.8	7.8	7.8	9.7 9.7	9.7	9.4	9.0 9.0	9.0	9.5			
				Middle	-	-	-	-	-	-	-	-	-	-	-		-	-		-	-		-	-	-
				Bottom	3	15.5 15.5	15.5	7.3 7.3	7.3	33.9 33.9	33.9	93.5 93.5	93.5	7.6 7.6	7.6		7.6	9.4 8.5		9.0	9.4 8.5		9.0	9.4 8.5	9.0
6-Feb-08	Rainy	Rough	07:30	Surface	1	15.3 15.3	15.3	7.6 7.6	7.6	33.2 33.3	33.3	98.7 96.9	97.8	6.7 6.6	6.7	6.7	6.0 5.8	5.9	6.0	20.0 20.0	20.0	20.0			
				Middle	-	-	-	-	-	-	-	-	-	-	-		-	-		-	-		-	-	-
				Bottom	3	15.2 15.2	15.2	7.4 7.4	7.4	33.2 33.3	33.3	93.3 93.5	93.4	6.3 6.3	6.3		6.3	6.1 6.0		6.1	6.1 6.0		6.1	6.1 6.0	6.1
11-Feb-08	Cloudy	Moderate	09:21	Surface	1	14.9 14.9	14.9	7.3 7.3	7.3	32.9 32.9	32.9	98.5 97.9	98.2	6.7 6.6	6.7	6.7	4.5 5.1	4.8	5.1	11.0 11.0	11.0	9.5			
				Middle	-	-	-	-	-	-	-	-	-	-	-		-	-		-	-		-	-	-
				Bottom	3	14.4 14.4	14.4	7.3 7.3	7.3	32.9 32.9	32.9	93.5 93.5	93.5	6.4 6.4	6.4		6.4	5.3 5.2		5.3	5.3 5.2		5.3	5.3 5.2	5.3
13-Feb-08	Fine	Rough	10:11	Surface	1	14.9 14.9	14.9	7.4 7.4	7.4	32.9 32.9	32.9	94.0 94.0	94.0	6.4 6.4	6.4	6.4	3.8 3.7	3.8	3.9	18.0 18.0	18.0	17.5			
				Middle	-	-	-	-	-	-	-	-	-	-	-		-	-		-	-		-	-	-
				Bottom	3	14.4 14.4	14.4	7.4 7.4	7.4	32.9 32.9	32.9	93.9 92.4	93.2	6.4 6.3	6.4		6.4	3.9 3.9		3.9	3.9 3.9		3.9	3.9 3.9	3.9
15-Feb-08	Fine	Rough	11:21	Surface	1	16.1 16.1	16.1	7.3 7.3	7.3	33.2 33.2	33.2	89.9 89.4	89.7	7.2 7.2	7.2	7.2	5.1 5.1	5.1	5.2	9.0 9.0	9.0	7.3			
				Middle	-	-	-	-	-	-	-	-	-	-	-		-	-		-	-		-	-	-
				Bottom	3	16.1 16.1	16.1	7.3 7.3	7.3	33.1 33.1	33.1	87.9 87.9	87.9	7.0 7.0	7.0		7.0	5.3 5.1		5.2	5.3 5.1		5.2	5.3 5.1	5.2
18-Feb-08	Sunny	Moderate	15:21	Surface	1	16.1 16.1	16.1	7.4 7.4	7.4	32.9 32.9	32.9	94.6 94.7	94.7	7.4 7.4	7.4	7.4	6.0 5.8	5.9	6.0	7.0 7.0	7.0	8.0			
				Middle	-	-	-	-	-	-	-	-	-	-	-		-	-		-	-		-	-	-
				Bottom	3	16.1 16.1	16.1	7.4 7.4	7.4	32.9 32.9	32.9	94.9 94.7	94.8	7.4 7.4	7.4		7.4	6.1 6.0		6.1	6.1 6.0		6.1	6.1 6.0	6.1
20-Feb-08	Sunny	Moderate	17:13	Surface	1	18.1 18.1	18.1	7.4 7.4	7.4	33.4 33.4	33.4	97.5 96.7	97.1	6.6 6.6	6.6	6.6	5.8 5.9	5.9	5.9	15.0 15.0	15.0	14.5			
				Middle	-	-	-	-	-	-	-	-	-	-	-		-	-		-	-		-	-	-
				Bottom	3	18.1 18.1	18.1	7.3 7.4	7.4	33.4 33.4	33.4	93.6 93.2	93.4	6.4 6.4	6.4		6.4	5.9 5.9		5.9	5.9 5.9		5.9	5.9 5.9	5.9
22-Feb-08	Rainy	Rough	08:37	Surface	1	19.6 19.6	19.6	7.4 7.4	7.4	32.9 32.9	32.9	91.6 91.1	91.4	6.2 6.2	6.2	6.2	5.9 5.9	5.9	5.9	13.0 13.0	13.0	14.5			
				Middle	-	-	-	-	-	-	-	-	-	-	-		-	-		-	-		-	-	-
				Bottom	3	19.5 19.5	19.5	7.4 7.4	7.4	32.9 32.9	32.9	90.5 90.6	90.6	6.1 6.1	6.1		6.1	5.8 5.7		5.8	5.8 5.7		5.8	5.8 5.7	5.8

### Water Quality Monitoring Results at CF - Mid-Flood Tide (Baseline)

Date	Weather Condition	Sea Condition**	Sampling Time	Depth (m)		Water Temperature (°C)		pH		Salinity ppt		DO Saturation (%)		Dissolved Oxygen (mg/L)			Turbidity(NTU)			Suspended Solids (mg/L)					
						Value	Average	Value	Average	Value	Average	Value	Average	Value	Average	DA*	Value	Average	DA*	Value	Average	DA*			
25-Feb-08	Cloudy	Moderate	08:22	Surface	1	19.6	19.6	7.4	7.4	33.0	33.0	95.7	95.7	7.2	7.2	7.2	9.3	9.2	9.1	9.0	9.0	12.3			
				Middle	-	-	-	-	-	-	-	-	-	-	-		-	-		-	-		-	-	-
				Bottom	3	19.6	19.6	7.4	7.4	33.0	33.1	95.7	95.8	7.2	7.2		7.2	9.1		9.0	9.1		8.8	9.0	16.0
27-Feb-08	Cloudy	Moderate	08:55	Surface	1	14.7	14.7	7.3	7.3	32.7	32.7	89.5	89.6	7.4	7.4	7.4	4.4	4.3	5.0	7.0	7.0	6.8			
				Middle	-	-	-	-	-	-	-	-	-	-	-		-	-		-	-		-	-	-
				Bottom	3	14.7	14.7	7.3	7.3	32.7	32.7	88.7	88.7	7.4	7.4		7.4	5.6		5.7	5.7		5.7	5.7	6.0

Remarks: \* DA: Depth-Averaged  
 \*\* Calm: Small or no wave; Moderate: Between calm and rough; Rough : White capped or rougher

### Water Quality Monitoring Results at I1 - Mid-Ebb Tide (Baseline)

Date	Weather Condition	Sea Condition**	Sampling Time	Depth (m)		Water Temperature (°C)		pH		Salinity ppt		DO Saturation (%)		Dissolved Oxygen (mg/L)			Turbidity(NTU)			Suspended Solids (mg/L)		
						Value	Average	Value	Average	Value	Average	Value	Average	Value	Average	DA*	Value	Average	DA*	Value	Average	DA*
30-Jan-08	Sunny	Moderate	18:06	Surface	1	14.1 14.2	14.2	7.4 7.4	7.4	32.9 32.9	32.9	101.8 101.4	101.6	6.9 6.9	6.9	6.8	4.6 4.5	4.6	4.7	9.0 9.0	9.0	14.0
				Middle	4.5	14.1 14.0	14.1	7.4 7.4	7.4	32.9 32.9	32.9	98.7 96.9	97.8	6.7 6.6	6.7		5.1 5.1	5.1		15.0 15.0	15.0	
				Bottom	8	13.9 13.9	13.9	7.4 7.4	7.4	33.0 33.0	33.0	90.6 89.5	90.1	6.1 6.1	6.1		4.3 4.3	4.3		18.0 18.0	18.0	
1-Feb-08	Sunny	Moderate	18:11	Surface	1	16.1 16.1	16.1	7.4 7.4	7.4	34.0 34.0	34.0	97.7 97.3	97.5	7.8 7.8	7.8	7.8	11.5 11.5	11.5	11.4	12.0 12.0	12.0	9.2
				Middle	4.5	16.1 16.1	16.1	7.4 7.4	7.4	34.0 34.0	34.0	96.7 96.5	96.6	7.7 7.7	7.7		11.4 11.3	11.4		7.0 8.0	7.5	
				Bottom	8	16.1 16.1	16.1	7.4 7.4	7.4	34.0 34.0	34.0	96.4 96.3	96.4	7.7 7.7	7.7		11.2 11.2	11.2		8.0 8.0	8.0	
4-Feb-08	Cloudy	Moderate	11:41	Surface	1	15.5 15.5	15.5	7.4 7.4	7.4	33.9 33.9	33.9	92.4 92.3	92.4	7.5 7.5	7.5	7.5	10.3 9.6	10.0	9.6	8.0 8.0	8.0	10.5
				Middle	4.5	15.5 15.5	15.5	7.3 7.3	7.3	33.9 33.9	33.9	92.4 92.4	92.4	7.5 7.5	7.5		9.2 9.0	9.1		5.0 6.0	5.5	
				Bottom	8	15.5 15.5	15.5	7.3 7.3	7.3	33.9 33.9	33.9	92.3 92.3	92.3	7.5 7.5	7.5		9.6 9.5	9.6		18.0 18.0	18.0	
6-Feb-08	Rainy	Rough	12:42	Surface	1	15.2 15.2	15.2	7.6 7.6	7.6	33.0 33.0	33.0	107.2 107.1	107.2	7.2 7.2	7.2	7.2	6.0 6.3	6.2	6.6	12.0 12.0	12.0	11.3
				Middle	4.5	15.2 15.2	15.2	7.6 7.6	7.6	32.9 32.9	32.9	104.0 103.8	103.9	7.1 7.1	7.1		6.2 6.5	6.4		13.0 13.0	13.0	
				Bottom	8	15.3 15.3	15.3	7.6 7.6	7.6	32.9 32.9	32.9	103.3 102.6	103.0	7.0 7.0	7.0		6.9 7.7	7.3		9.0 9.0	9.0	
11-Feb-08	Cloudy	Moderate	15:06	Surface	1	15.1 15.2	15.2	7.3 7.3	7.3	32.9 32.9	32.9	122.8 119.7	121.3	8.3 8.1	8.2	7.9	5.1 5.1	5.1	5.2	15.0 15.0	15.0	8.8
				Middle	4.5	15.1 15.0	15.1	7.2 7.2	7.2	32.9 32.9	32.9	111.3 109.6	110.5	7.5 7.4	7.5		4.3 4.3	4.3		6.0 6.0	6.0	
				Bottom	8	14.9 14.9	14.9	7.2 7.2	7.2	32.9 32.9	32.9	109.0 108.6	108.8	7.4 7.3	7.4		6.0 6.1	6.1		5.0 6.0	5.5	
13-Feb-08	Fine	Rough	16:44	Surface	1	15.1 15.2	15.2	7.4 7.4	7.4	32.9 32.9	32.9	97.2 96.3	96.8	6.6 6.5	6.6	6.5	6.3 6.2	6.3	6.7	13.0 13.0	13.0	10.8
				Middle	4.5	15.1 15.0	15.1	7.4 7.4	7.4	32.9 32.9	32.9	92.8 92.6	92.7	6.3 6.3	6.3		6.9 6.8	6.9		8.0 9.0	8.5	
				Bottom	8	14.9 14.9	14.9	7.4 7.4	7.4	32.9 32.9	32.9	92.4 91.8	92.1	6.3 6.2	6.3		6.9 6.9	6.9		11.0 11.0	11.0	
15-Feb-08	Fine	Rough	18:11	Surface	1	16.1 16.1	16.1	7.3 7.3	7.3	33.0 33.0	33.0	97.7 97.3	97.5	7.8 7.8	7.8	7.8	6.5 6.3	6.4	6.2	21.0 21.0	21.0	12.0
				Middle	4.5	16.1 16.1	16.1	7.3 7.3	7.3	33.0 33.0	33.0	96.7 96.5	96.6	7.7 7.7	7.7		6.9 7.3	7.1		8.0 8.0	8.0	
				Bottom	8	16.1 16.1	16.1	7.3 7.3	7.3	33.3 33.1	33.2	96.4 96.3	96.4	7.7 7.7	7.7		5.2 5.2	5.2		7.0 7.0	7.0	
18-Feb-08	Sunny	Moderate	11:08	Surface	1	16.1 16.1	16.1	7.3 7.4	7.4	32.9 32.9	32.9	94.6 97.6	96.1	7.4 7.6	7.5	7.5	6.0 6.3	6.2	6.6	8.0 8.0	8.0	12.0
				Middle	4.5	16.1 16.1	16.1	7.3 7.3	7.3	32.9 32.9	32.9	95.0 95.0	95.0	7.4 7.4	7.4		6.2 6.5	6.4		17.0 17.0	17.0	
				Bottom	8	16.1 16.1	16.1	7.3 7.3	7.3	32.9 32.9	32.9	88.6 87.8	88.2	6.9 6.9	6.9		6.9 7.7	7.3		11.0 11.0	11.0	
20-Feb-08	Sunny	Moderate	13:38	Surface	1	18.0 18.1	18.1	7.4 7.4	7.4	33.1 33.1	33.1	94.6 93.9	94.3	6.5 6.4	6.5	6.4	4.3 4.6	4.5	5.2	18.0 18.0	18.0	14.2
				Middle	4.5	18.1 18.1	18.1	7.4 7.4	7.4	33.2 33.2	33.2	91.3 91.2	91.3	6.2 6.2	6.2		5.1 5.4	5.3		16.0 16.0	16.0	
				Bottom	8	18.1 18.1	18.1	7.3 7.3	7.3	33.3 33.3	33.3	90.6 90.6	90.6	6.2 6.2	6.2		5.9 5.7	5.8		8.0 9.0	8.5	
22-Feb-08	Rainy	Rough	13:46	Surface	1	19.6 19.6	19.6	7.4 7.4	7.4	32.9 32.9	32.9	95.9 95.8	95.9	6.4 6.4	6.4	6.4	5.3 5.3	5.3	5.1	15.0 15.0	15.0	13.0
				Middle	4.5	19.6 19.6	19.6	7.4 7.4	7.4	32.9 32.9	32.9	95.0 94.5	94.8	6.4 6.4	6.4		4.9 4.8	4.9		18.0 18.0	18.0	
				Bottom	8	19.6 19.6	19.6	7.4 7.4	7.4	32.9 32.9	32.9	99.5 98.3	98.9	6.7 6.6	6.7		5.1 5.1	5.1		6.0 6.0	6.0	

### Water Quality Monitoring Results at I1 - Mid-Ebb Tide (Baseline)

Date	Weather Condition	Sea Condition**	Sampling Time	Depth (m)		Water Temperature (°C)		pH		Salinity ppt		DO Saturation (%)		Dissolved Oxygen (mg/L)			Turbidity(NTU)			Suspended Solids (mg/L)		
						Value	Average	Value	Average	Value	Average	Value	Average	Value	Average	DA*	Value	Average	DA*	Value	Average	DA*
25-Feb-08	Cloudy	Moderate	15:16	Surface	1	19.6	19.6	7.4	7.4	33.0	33.0	96.2	96.2	7.3	7.3	7.2	9.6	9.6	9.4	10.0	10.0	14.0
					19.6	19.6	7.4	7.4	33.0	33.0	94.5	94.5	7.1	7.1	9.6		9.6	10.0		10.0		
				Middle	4.5	19.6	19.6	7.4	7.4	33.0	33.0	94.4	94.4	7.1	7.1		9.4	9.4		12.0	12.0	
				Bottom	8	19.6	19.6	7.4	7.4	33.0	33.0	94.6	94.7	7.1	7.2	7.2	9.1	9.2		20.0	20.0	
					19.6	19.6	7.4	7.4	33.0	33.0	94.8	94.8	7.2	7.2	7.2	9.2	9.2	20.0		20.0		
				27-Feb-08	Cloudy	Moderate	15:34	Surface	1	14.7	14.7	7.4	7.4	33.1	33.1	96.0	94.6	7.8		7.8	7.6	
14.7	14.7	7.4	7.4						33.0	33.0	93.2	93.7	7.4	7.4	4.5	4.5	9.0	9.0				
Middle	4.5	14.6	14.6					7.4	7.4	33.1	33.1	93.6	93.7	7.4	7.4	5.2	5.2	10.0	10.0			
Bottom	8	14.6	14.6					7.3	7.3	33.4	33.4	95.5	95.7	7.3	7.3	7.3	4.6	4.6	11.0	11.0		
	14.6	14.6	7.3					7.3	33.4	33.4	95.8	95.8	7.3	7.3	7.3	4.6	4.6	11.0	11.0			

Remarks: \* DA: Depth-Averaged  
 \*\* Calm: Small or no wave; Moderate: Between calm and rough; Rough : White capped or rougher

### Water Quality Monitoring Results at I1 - Mid-Flood Tide (Baseline)

Date	Weather Condition	Sea Condition**	Sampling Time	Depth (m)		Water Temperature (°C)		pH		Salinity ppt		DO Saturation (%)		Dissolved Oxygen (mg/L)			Turbidity(NTU)			Suspended Solids (mg/L)		
						Value	Average	Value	Average	Value	Average	Value	Average	Value	Average	DA*	Value	Average	DA*	Value	Average	DA*
30-Jan-08	Sunny	Moderate	11:10	Surface	1	13.8 13.8	13.8	7.4 7.4	7.4	33.3 33.1	33.2	97.2 96.3	96.8	6.6 6.5	6.6	6.5	5.2 5.2	5.2	5.0	11.0 11.0	11.0	14.7
				Middle	4.5	13.7 13.7	13.7	7.4 7.4	7.4	33.1 33.1	33.1	92.8 92.6	92.7	6.3 6.3	6.3		4.3 5.1	4.7		19.0 19.0	19.0	
				Bottom	8	13.6 13.7	13.7	7.4 7.4	7.4	33.1 33.1	33.1	92.4 91.8	92.1	6.3 6.2	6.3		4.9 5.0	5.0		14.0 14.0	14.0	
1-Feb-08	Sunny	Moderate	09:46	Surface	1	16.1 16.1	16.1	7.4 7.4	7.4	34.0 34.0	34.0	84.7 84.3	84.5	6.8 6.8	6.8	6.8	17.3 16.9	17.1	15.1	13.0 13.0	13.0	13.0
				Middle	4.5	16.1 16.1	16.1	7.4 7.4	7.4	34.0 34.0	34.0	83.9 83.0	83.5	6.7 6.7	6.7		15.1 14.1	14.6		12.0 12.0	12.0	
				Bottom	8	16.1 16.1	16.1	7.4 7.4	7.4	34.0 34.0	34.0	82.5 82.1	82.3	6.6 6.6	6.6		13.8 13.5	13.7		14.0 14.0	14.0	
4-Feb-08	Cloudy	Moderate	07:45	Surface	1	15.4 15.5	15.5	7.3 7.3	7.3	33.9 33.9	33.9	94.1 94.2	94.2	7.6 7.7	7.7	7.7	7.5 7.4	7.5	8.0	12.0 12.0	12.0	11.3
				Middle	4.5	15.5 15.5	15.5	7.3 7.3	7.3	33.9 33.9	33.9	94.1 94.2	94.2	7.6 7.6	7.6		9.4 8.8	9.1		13.0 13.0	13.0	
				Bottom	8	15.5 15.5	15.5	7.3 7.3	7.3	33.9 33.9	33.9	94.1 93.9	94.0	7.6 7.6	7.6		7.4 7.3	7.4		9.0 9.0	9.0	
6-Feb-08	Rainy	Rough	08:14	Surface	1	15.2 15.2	15.2	7.4 7.4	7.4	33.3 33.1	33.2	97.2 96.3	96.8	6.6 6.5	6.6	6.5	6.3 6.4	6.4	6.6	7.0 7.0	7.0	11.2
				Middle	4.5	15.2 15.2	15.2	7.4 7.4	7.4	33.1 33.1	33.1	92.8 92.6	92.7	6.3 6.3	6.3		6.5 6.8	6.7		8.0 8.0	8.0	
				Bottom	8	15.2 15.2	15.2	7.4 7.4	7.4	33.1 33.1	33.1	92.4 91.8	92.1	6.3 6.2	6.3		6.9 6.6	6.8		19.0 18.0	18.5	
11-Feb-08	Cloudy	Moderate	09:46	Surface	1	14.8 14.8	14.8	7.3 7.3	7.3	32.9 32.9	32.9	102.1 102.3	102.2	6.9 6.9	6.9	6.7	5.2 5.2	5.2	5.0	7.0 7.0	7.0	9.7
				Middle	4.5	14.7 14.7	14.7	7.2 7.2	7.2	32.9 32.9	32.9	93.5 93.5	93.5	6.4 6.4	6.4		4.3 5.1	4.7		6.0 6.0	6.0	
				Bottom	8	14.6 14.7	14.7	7.2 7.2	7.2	32.9 32.9	32.9	85.1 85.1	85.1	5.8 5.8	5.8		4.9 5.0	5.0		16.0 16.0	16.0	
13-Feb-08	Fine	Rough	10:46	Surface	1	14.8 14.8	14.8	7.3 7.3	7.3	32.9 32.9	32.9	97.2 95.7	96.5	6.6 6.5	6.6	6.5	4.7 4.7	4.7	5.2	6.0 6.0	6.0	11.0
				Middle	4.5	14.7 14.7	14.7	7.3 7.3	7.3	32.9 32.9	32.9	91.7 91.6	91.7	6.3 6.2	6.3		5.2 5.0	5.1		17.0 17.0	17.0	
				Bottom	8	14.6 14.7	14.7	7.3 7.3	7.3	32.9 32.9	32.9	90.7 90.7	90.7	6.2 6.2	6.2		5.8 5.9	5.9		10.0 10.0	10.0	
15-Feb-08	Fine	Rough	11:56	Surface	1	16.1 16.1	16.1	7.3 7.3	7.3	33.0 33.0	33.0	84.9 84.7	84.8	6.8 6.8	6.8	6.8	4.6 4.5	4.6	4.7	15.0 15.0	15.0	10.7
				Middle	4.5	16.1 16.1	16.1	7.2 7.2	7.2	32.9 32.9	32.9	83.9 83.0	83.5	6.7 6.7	6.7		5.1 5.1	5.1		12.0 12.0	12.0	
				Bottom	8	16.1 16.1	16.1	7.2 7.2	7.2	32.9 32.9	32.9	82.5 82.5	82.5	6.6 6.6	6.6		4.3 4.3	4.3		5.0 5.0	5.0	
18-Feb-08	Sunny	Moderate	15:45	Surface	1	16.1 16.1	16.1	7.4 7.4	7.4	32.9 32.9	32.9	89.3 89.2	89.3	7.0 7.0	7.0	7.0	6.3 6.4	6.4	6.6	11.0 11.0	11.0	7.7
				Middle	4.5	16.1 16.1	16.1	7.3 7.3	7.3	32.9 32.9	32.9	88.9 88.9	89.1	7.0 7.0	7.0		6.5 6.8	6.7		5.0 5.0	5.0	
				Bottom	8	16.1 16.1	16.1	7.3 7.3	7.3	32.9 32.9	32.9	88.7 88.7	88.7	6.9 6.9	6.9		6.9 6.6	6.8		7.0 7.0	7.0	
20-Feb-08	Sunny	Moderate	17:53	Surface	1	18.1 18.1	18.1	7.4 7.4	7.4	34.4 33.6	34.0	97.2 96.3	96.8	6.6 6.5	6.6	6.5	4.6 5.1	4.9	5.5	13.0 13.0	13.0	12.3
				Middle	4.5	18.1 18.1	18.1	7.3 7.3	7.3	33.4 33.4	33.4	92.8 92.6	92.7	6.3 6.3	6.3		4.9 5.2	5.1		16.0 16.0	16.0	
				Bottom	8	18.1 18.1	18.1	7.3 7.3	7.3	33.3 33.3	33.3	92.4 91.8	92.1	6.3 6.2	6.3		6.6 6.5	6.6		8.0 8.0	8.0	
22-Feb-08	Rainy	Rough	08:58	Surface	1	19.5 19.5	19.5	7.4 7.4	7.4	32.9 32.9	32.9	99.5 98.3	98.9	6.7 6.6	6.7	6.6	5.2 5.1	5.2	5.0	5.0 6.0	5.5	11.5
				Middle	4.5	19.6 19.6	19.6	7.3 7.3	7.3	32.9 32.9	32.9	97.0 96.9	97.0	6.5 6.5	6.5		4.2 4.1	4.2		10.0 10.0	10.0	
				Bottom	8	19.6 19.6	19.6	7.4 7.4	7.4	32.9 32.9	32.9	96.1 95.4	95.8	6.5 6.4	6.5		5.8 5.4	5.6		19.0 19.0	19.0	

### Water Quality Monitoring Results at I1 - Mid-Flood Tide (Baseline)

Date	Weather Condition	Sea Condition**	Sampling Time	Depth (m)		Water Temperature (°C)		pH		Salinity ppt		DO Saturation (%)		Dissolved Oxygen (mg/L)			Turbidity(NTU)			Suspended Solids (mg/L)		
						Value	Average	Value	Average	Value	Average	Value	Average	Value	Average	DA*	Value	Average	DA*	Value	Average	DA*
25-Feb-08	Cloudy	Moderate	08:48	Surface	1	19.6	19.6	7.4	7.4	33.0	33.0	95.5	95.5	7.2	7.2	7.2	9.4	9.5	9.7	8.0	8.0	11.0
				Middle	4.5	19.6	19.6	7.4	7.4	33.0	33.0	94.9	94.9	7.2	7.2		9.9	9.8		18.0	18.0	
				Bottom	8	19.5	19.5	7.4	7.4	33.0	33.1	95.7	95.7	7.2	7.2	7.2	7.2	9.8		9.9	7.0	
27-Feb-08	Cloudy	Moderate	09:20	Surface	1	14.7	14.7	7.3	7.3	32.8	32.8	96.8	96.8	8.1	8.1	8.1	3.7	3.7	4.6	19.0	19.0	15.0
				Middle	4.5	14.6	14.6	7.4	7.4	32.8	32.8	96.5	96.4	8.0	8.0		4.7	4.7		16.0	16.0	
				Bottom	8	14.6	14.6	7.3	7.3	32.9	32.9	95.4	95.3	7.9	7.9	7.9	7.9	5.2		5.3	10.0	

Remarks: \* DA: Depth-Averaged  
 \*\* Calm: Small or no wave; Moderate: Between calm and rough; Rough : White capped or rougher

### Water Quality Monitoring Results at I2 - Mid-Ebb Tide (Baseline)

Date	Weather Condition	Sea Condition**	Sampling Time	Depth (m)		Water Temperature (°C)		pH		Salinity ppt		DO Saturation (%)		Dissolved Oxygen (mg/L)			Turbidity(NTU)			Suspended Solids (mg/L)		
						Value	Average	Value	Average	Value	Average	Value	Average	Value	Average	DA*	Value	Average	DA*	Value	Average	DA*
30-Jan-08	Sunny	Moderate	17:55	Surface	1	14.1	14.1	7.4	7.4	32.7	32.7	107.8	107.9	7.3	7.3	7.3	5.9	5.9	5.7	8.0	8.0	9.7
				Middle	4.5	14.0	14.0	7.4	7.4	32.8	32.8	108.4	108.4	7.3	7.3		6.1	6.1		8.0	8.0	
				Bottom	8	13.9	13.9	7.4	7.4	32.9	32.9	108.8	108.9	7.3	7.4		5.3	5.2		13.0	13.0	
1-Feb-08	Sunny	Moderate	18:12	Surface	1	16.1	16.1	7.4	7.4	34.0	34.0	95.9	95.9	7.7	7.7	7.7	11.1	11.2	11.1	6.0	6.0	8.5
				Middle	4.5	16.1	16.1	7.4	7.4	34.0	34.0	95.9	95.9	7.7	7.7		11.1	10.9		13.0	13.0	
				Bottom	8	16.1	16.1	7.4	7.4	34.0	34.0	95.8	95.7	7.7	7.7		11.1	11.3		6.0	7.0	
4-Feb-08	Cloudy	Moderate	11:44	Surface	1	15.4	15.4	7.3	7.3	33.8	33.8	92.2	92.2	7.5	7.5	7.5	10.0	10.0	9.6	11.0	11.0	14.0
				Middle	4.5	15.4	15.5	7.3	7.3	33.9	33.9	92.3	92.3	7.5	7.5		9.3	9.1		16.0	16.0	
				Bottom	8	15.5	15.5	7.3	7.3	33.9	33.9	92.1	92.2	7.5	7.5		9.7	9.6		15.0	15.0	
6-Feb-08	Rainy	Rough	12:36	Surface	1	15.4	15.4	7.6	7.6	32.9	32.9	98.7	97.8	6.7	6.7	6.5	6.1	6.2	6.3	8.0	8.0	8.5
				Middle	4.5	15.3	15.3	7.6	7.6	32.7	32.7	92.7	92.6	6.3	6.3		6.1	6.4		10.0	10.0	
				Bottom	8	15.3	15.3	7.6	7.6	33.0	33.0	90.9	90.7	6.2	6.2		6.5	6.3		7.0	8.0	
11-Feb-08	Cloudy	Moderate	14:55	Surface	1	15.1	15.1	7.2	7.2	32.9	32.9	110.6	110.8	7.5	7.5	7.5	6.1	6.1	5.3	5.0	5.0	10.0
				Middle	4.5	15.0	15.0	7.2	7.2	32.9	32.9	111.6	111.7	7.5	7.5		5.3	5.2		12.0	12.0	
				Bottom	8	14.9	14.9	7.2	7.2	32.9	32.9	112.2	112.2	7.6	7.6		4.6	4.6		13.0	13.0	
13-Feb-08	Fine	Rough	16:39	Surface	1	15.1	15.1	7.4	7.4	32.9	32.9	93.4	92.9	6.3	6.3	6.3	6.1	6.2	6.6	9.0	9.0	8.0
				Middle	4.5	15.0	15.0	7.4	7.4	32.9	32.9	90.9	90.8	6.2	6.2		6.1	6.5		3.0	3.0	
				Bottom	8	14.9	14.9	7.4	7.4	32.9	32.9	87.8	87.8	6.0	6.0		6.9	7.0		12.0	12.0	
15-Feb-08	Fine	Rough	18:16	Surface	1	16.1	16.1	7.2	7.2	33.1	33.1	95.9	95.9	7.7	7.7	7.7	4.3	4.7	5.0	21.0	21.0	17.7
				Middle	4.5	16.1	16.1	7.3	7.3	33.1	33.1	95.9	95.8	7.7	7.7		4.9	5.0		20.0	20.0	
				Bottom	8	16.1	16.1	7.2	7.2	32.9	32.9	95.7	95.7	7.7	7.7		5.2	5.4		12.0	12.0	
18-Feb-08	Sunny	Moderate	11:04	Surface	1	16.1	16.1	7.3	7.3	32.9	32.9	99.3	99.1	7.7	7.7	7.7	6.1	6.2	6.3	8.0	8.0	6.0
				Middle	4.5	16.1	16.1	7.3	7.3	32.9	32.9	97.6	97.4	7.6	7.6		6.1	6.4		5.0	5.0	
				Bottom	8	16.1	16.1	7.3	7.3	32.9	32.9	96.2	96.0	7.5	7.5		6.5	6.3		5.0	5.0	
20-Feb-08	Sunny	Moderate	13:23	Surface	1	18.0	18.1	7.3	7.3	33.1	33.1	97.2	96.5	6.7	6.6	6.5	4.3	4.2	4.7	19.0	19.0	15.7
				Middle	4.5	18.1	18.1	7.3	7.3	33.2	33.2	91.7	91.7	6.3	6.3		4.5	4.4		16.0	16.0	
				Bottom	8	18.0	18.0	7.3	7.3	33.2	33.2	90.7	90.7	6.2	6.2		5.5	5.6		12.0	12.0	
22-Feb-08	Rainy	Rough	13:43	Surface	1	19.6	19.6	7.3	7.3	32.9	32.9	92.2	93.1	6.2	6.3	6.3	5.3	5.2	5.2	4.0	4.0	13.0
				Middle	4.5	19.6	19.6	7.4	7.4	32.9	32.9	91.6	91.4	6.2	6.2		5.6	5.6		17.0	17.0	
				Bottom	8	19.6	19.6	7.3	7.3	32.9	32.9	90.5	90.6	6.1	6.1		5.0	4.9		18.0	18.0	

### Water Quality Monitoring Results at I2 - Mid-Ebb Tide (Baseline)

Date	Weather Condition	Sea Condition**	Sampling Time	Depth (m)		Water Temperature (°C)		pH		Salinity ppt		DO Saturation (%)		Dissolved Oxygen (mg/L)			Turbidity(NTU)			Suspended Solids (mg/L)		
						Value	Average	Value	Average	Value	Average	Value	Average	Value	Average	DA*	Value	Average	DA*	Value	Average	DA*
25-Feb-08	Cloudy	Moderate	15:10	Surface	1	19.6	19.6	7.4	7.4	33.0	33.0	94.7	94.6	7.2	7.2	7.2	10.0	9.9	9.7	17.0	17.0	15.3
				Middle	4.5	19.6	19.6	7.4	7.4	33.0	33.0	94.0	94.0	7.1	7.1		9.9	9.9		17.0	17.0	
				Bottom	8	19.6	19.6	7.4	7.4	33.0	33.0	94.4	94.5	7.1	7.1		9.2	9.2		12.0	12.0	
27-Feb-08	Cloudy	Moderate	15:30	Surface	1	14.7	14.7	7.3	7.3	33.1	33.1	91.5	91.1	7.9	7.9	7.9	3.3	3.3	4.3	12.0	12.0	11.7
				Middle	4.5	14.7	14.7	7.3	7.3	33.2	33.2	93.8	93.8	7.8	7.8		4.5	4.5		13.0	13.0	
				Bottom	8	14.6	14.5	7.3	7.3	33.3	33.4	94.4	94.5	7.4	7.4		5.2	5.2		10.0	10.0	

Remarks: \* DA: Depth-Averaged  
 \*\* Calm: Small or no wave; Moderate: Between calm and rough; Rough : White capped or rougher



### Water Quality Monitoring Results at I2 - Mid-Flood Tide (Baseline)

Date	Weather Condition	Sea Condition**	Sampling Time	Depth (m)		Water Temperature (°C)		pH		Salinity ppt		DO Saturation (%)		Dissolved Oxygen (mg/L)			Turbidity(NTU)			Suspended Solids (mg/L)		
						Value	Average	Value	Average	Value	Average	Value	Average	Value	Average	DA*	Value	Average	DA*	Value	Average	DA*
30-Jan-08	Sunny	Moderate	11:01	Surface	1	13.7	13.7	7.4	7.4	33.0	33.0	93.4	92.9	6.3	6.3	6.3	4.6	5.1	6.2	9.0	9.0	8.7
				Middle	4.5	13.7	13.7	7.4	7.4	33.0	33.0	92.4	92.2	6.3	6.3		6.5	6.4		8.0	8.0	
				Bottom	8	13.7	13.7	7.4	7.4	33.0	33.0	90.9	90.9	6.2	6.2		6.9	7.1		9.0	9.0	
1-Feb-08	Sunny	Moderate	09:45	Surface	1	16.1	16.1	7.4	7.4	34.0	34.0	85.4	85.1	6.8	6.8	6.8	15.9	15.9	15.2	12.0	12.0	9.0
				Middle	4.5	16.1	16.1	7.4	7.4	34.0	34.0	84.8	83.6	6.7	6.7		15.9	15.5		5.0	5.0	
				Bottom	8	16.1	16.1	7.4	7.4	34.0	34.0	83.4	82.9	6.6	6.6		14.1	14.2		10.0	10.0	
4-Feb-08	Cloudy	Moderate	07:49	Surface	1	15.5	15.5	7.3	7.3	33.9	33.9	93.9	93.9	7.6	7.6	7.6	9.7	9.7	10.6	11.0	11.0	11.5
				Middle	4.5	15.5	15.5	7.3	7.3	33.9	33.9	93.8	93.8	7.6	7.6		10.3	10.5		14.0	14.0	
				Bottom	8	15.5	15.5	7.3	7.3	33.9	33.9	93.8	93.8	7.6	7.6		11.5	11.5		9.0	9.5	
6-Feb-08	Rainy	Rough	08:00	Surface	1	15.2	15.2	7.4	7.4	33.0	33.0	93.4	92.9	6.3	6.3	6.3	5.8	6.1	6.0	10.0	10.0	7.3
				Middle	4.5	15.0	15.1	7.4	7.4	33.0	33.0	92.4	92.2	6.3	6.3		5.8	5.9		6.0	6.0	
				Bottom	8	15.2	15.2	7.5	7.5	33.0	33.0	90.9	90.9	6.2	6.2		5.9	5.9		6.0	6.0	
11-Feb-08	Cloudy	Moderate	09:45	Surface	1	14.7	14.7	7.3	7.3	32.9	32.9	101.0	101.3	6.8	6.9	6.6	5.3	5.2	5.8	12.0	12.0	8.3
				Middle	4.5	14.7	14.7	7.3	7.3	32.9	32.9	101.5	91.4	6.3	6.2		4.6	5.1		7.0	7.0	
				Bottom	8	14.7	14.7	7.3	7.3	32.9	32.9	90.3	82.0	6.1	5.6		6.9	7.1		6.0	6.0	
13-Feb-08	Fine	Rough	10:37	Surface	1	14.7	14.7	7.4	7.4	32.9	32.9	106.8	106.6	7.2	7.2	7.2	4.6	4.6	5.6	15.0	15.0	12.3
				Middle	4.5	14.7	14.7	7.4	7.4	32.9	32.9	106.3	104.7	7.1	7.1		5.4	5.5		8.0	8.0	
				Bottom	8	14.7	14.7	7.4	7.4	32.9	32.9	104.4	103.3	7.1	7.1		6.8	6.8		14.0	14.0	
15-Feb-08	Fine	Rough	11:45	Surface	1	16.1	16.1	7.3	7.3	32.9	32.9	86.0	85.4	6.9	6.9	6.8	5.9	5.9	5.7	10.0	10.0	12.7
				Middle	4.5	16.1	16.1	7.3	7.3	32.7	32.7	84.8	83.3	6.7	6.7		5.9	6.1		12.0	12.0	
				Bottom	8	16.1	16.1	7.2	7.2	33.0	33.0	83.0	82.9	6.6	6.6		6.1	5.2		16.0	16.0	
18-Feb-08	Sunny	Moderate	15:43	Surface	1	16.1	16.1	7.4	7.4	32.9	32.9	90.2	90.4	7.1	7.1	7.1	5.8	6.1	6.0	6.0	6.0	6.3
				Middle	4.5	16.1	16.1	7.4	7.4	32.9	32.9	90.5	90.9	7.1	7.1		6.4	5.9		6.0	6.0	
				Bottom	8	16.1	16.1	7.3	7.3	32.9	32.9	91.0	90.6	7.1	7.1		5.8	5.9		7.0	7.0	
20-Feb-08	Sunny	Moderate	17:47	Surface	1	18.1	18.1	7.4	7.4	33.4	33.4	93.4	92.9	6.3	6.3	6.3	4.2	4.2	5.2	8.0	8.0	11.7
				Middle	4.5	18.0	18.0	7.4	7.4	33.3	33.3	92.3	90.8	6.3	6.2		5.0	5.2		17.0	17.0	
				Bottom	8	18.0	18.1	7.4	7.3	33.3	33.3	90.7	87.8	6.2	6.0		5.3	6.1		10.0	10.0	
22-Feb-08	Rainy	Rough	08:47	Surface	1	19.5	19.5	7.4	7.4	32.9	32.9	95.9	95.9	6.4	6.4	6.4	5.3	5.2	5.5	12.0	12.0	10.3
				Middle	5	19.6	19.6	7.4	7.4	32.9	32.9	95.8	94.8	6.4	6.4		5.1	5.2		7.0	7.0	
				Bottom	9	19.6	19.6	7.4	7.4	32.9	32.9	94.5	92.2	6.3	6.3		6.1	6.2		12.0	12.0	

### Water Quality Monitoring Results at I2 - Mid-Flood Tide (Baseline)

Date	Weather Condition	Sea Condition**	Sampling Time	Depth (m)		Water Temperature (°C)		pH		Salinity ppt		DO Saturation (%)		Dissolved Oxygen (mg/L)			Turbidity(NTU)			Suspended Solids (mg/L)		
						Value	Average	Value	Average	Value	Average	Value	Average	Value	Average	DA*	Value	Average	DA*	Value	Average	DA*
25-Feb-08	Cloudy	Moderate	08:42	Surface	1	19.6	19.6	7.4	7.4	33.0	33.0	95.3	95.2	7.2	7.2	7.2	9.3	9.3	9.5	13.0	13.0	16.2
					19.6	19.6	7.4	7.4	33.0	33.0	94.8	95.2	7.2	7.2	9.3		9.3	12.0		12.0		
				Middle	4.5	19.6	19.6	7.4	7.4	33.0	33.0	95.5	95.2	7.2	7.2		9.5	9.5		12.0	12.0	
				Bottom	8	19.5	19.5	7.4	7.4	33.0	33.0	95.7	96.0	7.2	7.3	7.3	9.8	9.8		24.0	23.5	
					19.5	19.5	7.4	7.4	33.0	33.0	96.2	96.0	7.3	7.3	7.3	9.7	9.8	23.0		23.5		
				27-Feb-08	Cloudy	Moderate	09:16	Surface	1	14.6	14.6	7.4	7.4	32.6	32.6	94.4	94.4	7.9		7.9	7.9	
14.6	14.6	7.4	7.4						32.6	32.6	94.4	94.4	7.9	7.9	4.7	4.7	16.0	16.0				
Middle	4.5	14.6	14.6					7.4	7.4	32.6	32.6	94.0	94.0	7.8	7.8	7.8	4.5	4.5	12.0	12.0		
Bottom	8	14.6	14.6					7.4	7.4	32.7	32.8	93.8	93.8	7.8	7.7	7.7	4.4	4.4	17.0	17.0		
	14.6	14.6	7.4					7.4	32.8	32.8	93.7	93.8	7.6	7.7	7.7	4.3	4.4	17.0	17.0			

Remarks: \* DA: Depth-Averaged  
 \*\* Calm: Small or no wave; Moderate: Between calm and rough; Rough : White capped or rougher

### Water Quality Monitoring Results at Intake A - Mid-Ebb Tide (Baseline)

Date	Weather Condition	Sea Condition**	Sampling Time	Depth (m)		Water Temperature (°C)		pH		Salinity ppt		DO Saturation (%)		Dissolved Oxygen (mg/L)			Turbidity(NTU)			Suspended Solids (mg/L)		
						Value	Average	Value	Average	Value	Average	Value	Average	Value	Average	DA*	Value	Average	DA*	Value	Average	DA*
30-Jan-08	Sunny	Moderate	17:41	Surface	1	14.0	14.0	7.4	7.4	33.0	33.0	101.8	101.6	6.9	6.9	6.8	4.4	4.5	5.0	6.0	6.0	8.3
				Middle	5	13.9	13.9	7.4	7.4	32.9	32.9	98.7	97.8	6.7	6.7		4.6	4.6		6.0	6.0	
				Bottom	9	13.8	13.8	7.4	7.4	32.9	32.9	93.3	93.4	6.3	6.3		5.9	5.9		13.0	13.0	
1-Feb-08	Sunny	Moderate	18:24	Surface	1	16.1	16.1	7.4	7.4	34.0	34.0	96.9	96.5	7.8	7.8	7.8	14.9	14.6	16.1	22.0	22.0	14.3
				Middle	5	16.1	16.1	7.4	7.4	34.0	34.0	95.5	95.4	7.7	7.7		17.7	17.7		14.0	14.0	
				Bottom	9	16.1	16.1	7.4	7.4	34.0	34.0	95.1	95.1	7.6	7.6		16.2	16.1		7.0	7.0	
4-Feb-08	Cloudy	Moderate	11:57	Surface	1	15.4	15.4	7.3	7.3	33.7	33.7	90.5	90.5	7.4	7.4	7.4	9.7	9.7	9.3	12.0	12.0	13.0
				Middle	5	15.4	15.4	7.3	7.3	33.8	33.8	90.1	90.1	7.3	7.3		9.0	9.2		11.0	11.0	
				Bottom	9	15.4	15.4	7.3	7.3	33.8	33.8	89.9	90.0	7.3	7.3		8.8	8.9		16.0	16.0	
6-Feb-08	Rainy	Rough	12:26	Surface	1	15.4	15.4	7.6	7.6	33.1	33.2	95.9	95.9	6.5	6.5	6.5	6.2	6.1	6.1	16.0	16.0	8.7
				Middle	5	15.4	15.4	7.6	7.6	33.0	33.0	94.0	94.0	6.4	6.4		5.9	6.1		5.0	5.0	
				Bottom	9	15.3	15.3	7.6	7.6	32.9	32.9	93.9	93.2	6.4	6.4		5.9	6.1		5.0	5.0	
11-Feb-08	Cloudy	Moderate	14:41	Surface	1	15.0	15.0	7.2	7.2	32.9	32.9	107.8	107.9	7.3	7.3	7.3	6.3	5.7	4.8	11.0	11.0	6.8
				Middle	5	14.9	14.9	7.3	7.3	32.9	32.9	108.4	108.4	7.3	7.3		4.4	4.5		5.0	5.0	
				Bottom	9	14.8	14.8	7.3	7.3	32.9	32.9	108.8	108.9	7.3	7.4		4.5	4.1		4.0	4.5	
13-Feb-08	Fine	Rough	16:24	Surface	1	15.0	15.0	7.4	7.4	32.9	32.9	99.6	99.6	6.8	6.8	6.8	6.7	6.5	6.1	5.0	5.5	7.2
				Middle	5	14.9	14.9	7.4	7.4	32.9	32.9	98.4	98.3	6.7	6.7		5.8	5.8		6.0	6.0	
				Bottom	9	14.8	14.8	7.4	7.4	32.9	32.9	96.8	96.8	6.6	6.6		5.9	5.9		10.0	10.0	
15-Feb-08	Fine	Rough	18:28	Surface	1	16.1	16.1	7.3	7.3	33.0	33.0	96.6	96.4	7.7	7.7	7.7	6.3	5.8	5.9	7.0	7.0	6.8
				Middle	5	16.1	16.1	7.3	7.3	32.9	32.9	95.5	95.4	7.7	7.7		6.3	6.3		3.0	3.5	
				Bottom	9	16.1	16.1	7.3	7.3	32.9	32.9	94.9	95.0	7.6	7.6		6.2	5.5		10.0	10.0	
18-Feb-08	Sunny	Moderate	10:51	Surface	1	16.1	16.1	7.3	7.3	32.9	32.9	85.5	85.5	6.7	6.7	6.7	6.2	6.1	6.1	10.0	10.0	11.3
				Middle	5	16.1	16.1	7.4	7.4	32.9	32.9	84.6	84.5	6.6	6.6		5.9	6.1		6.0	6.0	
				Bottom	9	16.1	16.1	7.4	7.4	32.9	32.9	83.0	82.8	6.5	6.5		5.9	6.1		18.0	18.0	
20-Feb-08	Sunny	Moderate	13:08	Surface	1	18.1	18.1	7.3	7.3	33.3	33.3	99.4	99.3	6.8	6.8	6.6	4.8	4.9	5.0	14.0	14.0	11.0
				Middle	5	18.1	18.1	7.4	7.4	33.2	33.2	92.4	92.2	6.3	6.3		4.9	4.9		7.0	7.0	
				Bottom	9	18.1	18.1	7.4	7.4	33.2	33.2	91.9	90.9	6.2	6.2		4.8	5.1		7.0	12.0	
22-Feb-08	Rainy	Rough	13:33	Surface	1	19.6	19.6	7.4	7.4	32.9	32.9	93.0	93.1	6.3	6.3	6.3	4.8	4.8	5.0	13.0	13.0	14.2
				Middle	5	19.6	19.6	7.4	7.4	32.9	32.9	91.6	91.4	6.2	6.2		5.1	5.0		7.0	7.0	
				Bottom	9	19.6	19.6	7.4	7.4	32.9	32.9	90.5	90.6	6.1	6.1		5.3	5.3		23.0	22.5	

### Water Quality Monitoring Results at Intake A - Mid-Ebb Tide (Baseline)

Date	Weather Condition	Sea Condition**	Sampling Time	Depth (m)		Water Temperature (°C)		pH		Salinity ppt		DO Saturation (%)		Dissolved Oxygen (mg/L)			Turbidity(NTU)			Suspended Solids (mg/L)		
						Value	Average	Value	Average	Value	Average	Value	Average	Value	Average	DA*	Value	Average	DA*	Value	Average	DA*
25-Feb-08	Cloudy	Moderate	15:01	Surface	1	19.6	19.6	7.4	7.4	33.0	33.0	96.5	96.5	7.3	7.3	7.3	10.1	10.0	9.9	7.0	7.0	7.3
					19.6	19.6	7.4	7.4	33.0	33.0	95.0	95.1	7.2	7.2	9.9		9.8	7.0		7.0		
				Middle	5	19.6	19.6	7.4	7.4	33.0	33.0	95.1	95.1	7.2	7.2		9.7	9.8		7.0	7.0	
				Bottom	9	19.6	19.6	7.4	7.4	33.0	33.0	95.4	95.5	7.2	7.2	9.7	9.8	8.0		8.0		
					19.6	19.6	7.4	7.4	33.0	33.0	95.5	95.5	7.2	7.2	9.9	9.8	8.0	8.0				
				27-Feb-08	Cloudy	Moderate	15:19	Surface	1	14.7	14.7	7.4	7.4	33.0	33.0	94.5	94.6	7.6		7.6	7.6	
14.6	14.5	7.4	7.4						33.0	33.1	94.6	92.8	7.6	7.6	4.6	5.4	11.0	11.0				
Middle	5	14.5	14.5					7.4	7.4	33.1	33.1	92.8	92.8	7.6	7.6	5.4	5.4	14.0	14.0			
Bottom	9	14.4	14.4					7.3	7.3	33.3	33.3	95.4	95.4	7.6	7.6	5.2	5.2	16.0	16.0			
	14.4	14.4	7.3					7.3	33.3	33.3	95.4	95.4	7.6	7.6	5.2	5.2	16.0	16.0				

Remarks: \* DA: Depth-Averaged  
 \*\* Calm: Small or no wave; Moderate: Between calm and rough; Rough : White capped or rougher

### Water Quality Monitoring Results at Intake A - Mid-Flood Tide (Baseline)

Date	Weather Condition	Sea Condition**	Sampling Time	Depth (m)		Water Temperature (°C)		pH		Salinity ppt		DO Saturation (%)		Dissolved Oxygen (mg/L)			Turbidity(NTU)			Suspended Solids (mg/L)		
						Value	Average	Value	Average	Value	Average	Value	Average	Value	Average	DA*	Value	Average	DA*	Value	Average	DA*
30-Jan-08	Sunny	Moderate	10:46	Surface	1	13.9 13.9	13.9	7.4 7.4	7.4	33.2 33.1	33.2	91.2 91.0	91.1	6.2 6.2	6.2	6.2	4.5 5.1	4.8	5.1	15.0 15.0	15.0	10.0
				Middle	5	13.7 13.7	13.7	7.4 7.4	7.4	33.1 33.2	33.2	90.6 89.7	90.2	6.2 6.1	6.2		5.3 5.2	5.3		7.0 7.0	7.0	
				Bottom	9	13.7 13.7	13.7	7.4 7.4	7.4	32.9 32.9	32.9	89.7 89.2	89.5	6.1 6.1	6.1		5.3 5.1	5.2		8.0 8.0	8.0	
1-Feb-08	Sunny	Moderate	09:30	Surface	1	16.1 16.1	16.1	7.4 7.4	7.4	34.0 34.0	34.0	89.4 88.7	89.1	7.2 7.1	7.2	7.1	12.2 12.2	12.2	13.5	17.0 17.0	17.0	13.8
				Middle	5.5	16.1 16.1	16.1	7.4 7.4	7.4	34.0 34.0	34.0	87.4 87.0	87.2	7.0 7.0	7.0		13.6 13.8	13.7		18.0 18.0	18.0	
				Bottom	10	16.1 16.1	16.1	7.4 7.4	7.4	34.0 34.0	34.0	85.8 85.6	85.7	6.9 6.9	6.9		14.8 14.4	14.6		6.0 7.0	6.5	
4-Feb-08	Cloudy	Moderate	08:03	Surface	1	15.5 15.5	15.5	7.3 7.3	7.3	33.9 33.9	33.9	93.6 93.7	93.7	7.6 7.6	7.6	7.6	8.4 8.4	8.4	8.3	16.0 16.0	16.0	15.7
				Middle	5	15.5 15.5	15.5	7.3 7.3	7.3	33.9 33.9	33.9	93.7 93.6	93.7	7.6 7.6	7.6		8.7 8.2	8.5		20.0 20.0	20.0	
				Bottom	9	15.5 15.5	15.5	7.3 7.3	7.3	33.9 33.9	33.9	93.7 93.6	93.7	7.6 7.6	7.6		7.9 7.9	7.9		11.0 11.0	11.0	
6-Feb-08	Rainy	Rough	07:44	Surface	1	15.2 15.2	15.2	7.5 7.5	7.5	33.2 33.1	33.2	91.2 91.0	91.1	6.2 6.2	6.2	6.2	6.1 6.2	6.2	6.2	10.0 10.0	10.0	12.7
				Middle	5	15.3 15.3	15.3	7.4 7.4	7.4	33.1 33.2	33.2	90.6 89.7	90.2	6.2 6.1	6.2		6.5 6.3	6.4		17.0 17.0	17.0	
				Bottom	9	15.2 15.2	15.2	7.5 7.5	7.5	32.9 32.9	32.9	89.7 89.2	89.5	6.1 6.1	6.1		5.9 6.0	6.0		11.0 11.0	11.0	
11-Feb-08	Cloudy	Moderate	09:30	Surface	1	14.9 14.9	14.9	7.3 7.3	7.3	32.8 32.9	32.9	102.1 102.3	102.2	6.9 6.9	6.9	6.9	3.6 4.1	3.9	5.3	13.0 13.0	13.0	12.0
				Middle	5	14.7 14.7	14.7	7.3 7.3	7.3	32.9 32.9	32.9	101.2 101.1	101.2	6.8 6.8	6.8		6.1 5.1	5.6		11.0 11.0	11.0	
				Bottom	9	14.7 14.7	14.7	7.3 7.3	7.3	32.9 32.9	32.9	89.1 89.1	89.1	6.0 6.0	6.0		6.5 6.3	6.4		12.0 12.0	12.0	
13-Feb-08	Fine	Rough	10:25	Surface	1	14.9 14.9	14.9	7.4 7.4	7.4	32.8 32.9	32.9	109.9 109.9	109.9	7.4 7.4	7.4	7.2	4.7 4.8	4.8	5.6	7.0 8.0	7.5	9.8
				Middle	5	14.7 14.7	14.7	7.3 7.3	7.3	32.9 32.9	32.9	102.8 102.5	102.7	7.0 7.0	7.0		5.6 5.4	5.5		8.0 8.0	8.0	
				Bottom	9	14.7 14.7	14.7	7.4 7.4	7.4	32.9 32.9	32.9	100.2 98.7	99.5	6.8 6.7	6.8		6.4 6.6	6.5		14.0 14.0	14.0	
15-Feb-08	Fine	Rough	11:30	Surface	1	16.1 16.1	16.1	7.3 7.3	7.3	33.1 33.2	33.2	90.2 89.4	89.8	7.2 7.2	7.2	7.1	4.4 4.6	4.5	5.0	9.0 9.0	9.0	7.2
				Middle	5	16.1 16.1	16.1	7.3 7.3	7.3	33.0 33.0	33.0	87.0 86.6	86.8	7.0 6.9	7.0		4.5 4.6	4.6		7.0 7.0	7.0	
				Bottom	9	16.1 16.1	16.1	7.3 7.3	7.3	32.9 32.9	32.9	85.8 85.6	85.7	6.9 6.9	6.9		5.9 5.8	5.9		5.0 6.0	5.5	
18-Feb-08	Sunny	Moderate	15:32	Surface	1	16.1 16.1	16.1	7.4 7.4	7.4	32.9 32.9	32.9	93.9 93.7	93.8	7.4 7.3	7.4	7.3	6.1 6.2	6.2	6.2	14.0 14.0	14.0	10.8
				Middle	5	16.1 16.1	16.1	7.4 7.4	7.4	32.9 32.9	32.9	91.2 91.5	91.4	7.1 7.1	7.1		6.5 6.3	6.4		13.0 13.0	13.0	
				Bottom	9	16.1 16.1	16.1	7.4 7.4	7.4	32.9 32.9	32.9	91.9 91.7	91.8	7.2 7.2	7.2		5.9 6.0	6.0		6.0 5.0	5.5	
20-Feb-08	Sunny	Moderate	17:29	Surface	1	18.1 18.1	18.1	7.4 7.4	7.4	33.4 33.4	33.4	93.9 92.4	93.2	6.4 6.3	6.4	6.3	5.4 5.4	5.4	5.6	14.0 14.0	14.0	9.3
				Middle	5	18.1 18.1	18.1	7.3 7.3	7.3	33.4 33.5	33.5	90.6 89.7	90.2	6.2 6.1	6.2		5.8 5.7	5.8		6.0 6.0	6.0	
				Bottom	9	18.0 18.1	18.1	7.4 7.4	7.4	33.4 33.4	33.4	89.7 89.2	89.5	6.1 6.1	6.1		5.4 5.6	5.5		8.0 8.0	8.0	
22-Feb-08	Rainy	Rough	09:13	Surface	1	19.5 19.5	19.5	7.3 7.4	7.4	32.9 32.9	32.9	95.4 95.4	95.4	6.4 6.4	6.4	6.4	5.2 5.2	5.2	5.5	16.0 16.0	16.0	10.5
				Middle	6	19.6 19.6	19.6	7.4 7.4	7.4	32.9 32.9	32.9	93.6 93.7	93.7	6.3 6.3	6.3		5.0 5.3	5.2		8.0 8.0	8.0	
				Bottom	11	19.6 19.6	19.6	7.4 7.4	7.4	32.9 32.9	32.9	92.3 92.3	92.3	6.2 6.2	6.2		6.1 6.2	6.2		7.0 8.0	7.5	

### Water Quality Monitoring Results at Intake A - Mid-Flood Tide (Baseline)

Date	Weather Condition	Sea Condition**	Sampling Time	Depth (m)		Water Temperature (°C)		pH		Salinity ppt		DO Saturation (%)		Dissolved Oxygen (mg/L)			Turbidity(NTU)			Suspended Solids (mg/L)		
						Value	Average	Value	Average	Value	Average	Value	Average	Value	Average	DA*	Value	Average	DA*	Value	Average	DA*
25-Feb-08	Cloudy	Moderate	08:33	Surface	1	19.6	19.6	7.4	7.4	33.0	33.0	97.4	97.4	7.3	7.4	7.4	9.2	9.2	9.3	19.0	19.0	14.3
				Middle	5.5	19.6	19.6	7.4	7.4	33.0	33.0	96.2	96.1	7.3	7.3		9.1	9.2		16.0	16.0	
				Bottom	10	19.5	19.5	7.4	7.4	33.0	33.1	96.5	96.6	7.3	7.3		9.2	9.6		8.0	8.0	
27-Feb-08	Cloudy	Moderate	09:07	Surface	1	14.7	14.7	7.3	7.3	32.7	32.7	91.1	91.0	7.6	7.6	7.6	4.4	4.4	4.9	8.0	8.0	9.5
				Middle	5	14.7	14.7	7.4	7.4	32.7	32.7	90.9	90.8	7.5	7.5		4.3	4.9		8.0	13.0	
				Bottom	9	14.6	14.6	7.4	7.4	32.7	32.8	90.7	90.5	7.5	7.5		4.8	5.5		7.0	7.5	

Remarks: \* DA: Depth-Averaged  
 \*\* Calm: Small or no wave; Moderate: Between calm and rough; Rough : White capped or rougher

### Water Quality Monitoring Results at Intake B - Mid-Ebb Tide (Baseline)

Date	Weather Condition	Sea Condition**	Sampling Time	Depth (m)		Water Temperature (°C)		pH		Salinity ppt		DO Saturation (%)		Dissolved Oxygen (mg/L)			Turbidity(NTU)			Suspended Solids (mg/L)			
						Value	Average	Value	Average	Value	Average	Value	Average	Value	Average	DA*	Value	Average	DA*	Value	Average	DA*	
30-Jan-08	Sunny	Moderate	18:26	Surface	1	13.9 14.0	14.0	7.4 7.4	7.4	33.0 33.0	33.0	104.9 104.5	104.7	7.1 7.1	7.1	7.1	7.1	3.4 3.4	3.4	4.0	9.0 9.0	9.0	9.3
				Middle	6	13.9 13.9	13.9	7.4 7.4	7.4	32.9 32.9	32.9	104.0 103.8	103.9	7.1 7.1	7.1	7.1	3.6 3.6	3.6	8.0 8.0		8.0		
				Bottom	11	13.9 13.8	13.9	7.3 7.3	7.3	32.9 32.9	32.9	103.3 102.6	103.0	7.0 7.0	7.0	7.0	5.1 5.1	5.1	11.0 11.0		11.0		
1-Feb-08	Sunny	Moderate	17:59	Surface	1	16.1 16.1	16.1	7.4 7.4	7.4	34.0 34.0	34.0	95.9 95.7	95.8	7.7 7.7	7.7	7.7	10.9 11.0	11.0	10.7	16.0 16.0	16.0	15.7	
				Middle	6	16.1 16.1	16.1	7.4 7.4	7.4	34.0 34.0	34.0	95.7 95.7	95.7	7.7 7.7	7.7	7.7	11.1 11.1	11.1		19.0 19.0	19.0		
				Bottom	11	16.1 16.1	16.1	7.3 7.3	7.3	34.0 34.0	34.0	95.7 95.6	95.7	7.7 7.7	7.7	7.7	9.7 10.0	9.9		12.0 12.0	12.0		
4-Feb-08	Cloudy	Moderate	11:39	Surface	1	15.4 15.4	15.4	7.3 7.3	7.3	33.9 33.8	33.9	93.1 93.1	93.1	7.6 7.6	7.6	7.6	9.7 9.1	9.4	9.6	19.0 19.0	19.0	15.7	
				Middle	6	15.4 15.5	15.5	7.3 7.3	7.3	33.9 33.9	33.9	93.1 93.0	93.1	7.6 7.6	7.6	7.6	8.8 9.2	9.0		10.0 10.0	10.0		
				Bottom	11	15.5 15.5	15.5	7.2 7.2	7.2	33.9 33.9	33.9	92.8 92.6	92.7	7.5 7.5	7.5	7.5	10.4 10.1	10.3		18.0 18.0	18.0		
6-Feb-08	Rainy	Rough	12:35	Surface	1	15.2 15.2	15.2	7.6 7.6	7.6	33.0 33.0	33.0	100.4 99.1	99.8	6.8 6.7	6.8	6.8	6.3 6.2	6.3	6.5	5.0 5.0	5.0	9.0	
				Middle	6	15.2 15.2	15.2	7.6 7.6	7.6	33.1 33.1	33.1	98.5 97.9	98.2	6.7 6.6	6.7	6.7	6.2 6.2	6.2		17.0 17.0	17.0		
				Bottom	11	15.0 15.1	15.1	7.5 7.5	7.5	33.1 33.1	33.1	97.7 96.8	97.3	6.6 6.5	6.6	6.6	6.8 7.1	7.0		5.0 5.0	5.0		
11-Feb-08	Cloudy	Moderate	15:26	Surface	1	14.9 15.0	15.0	7.3 7.3	7.3	32.9 32.9	32.9	111.0 105.5	108.3	7.5 7.5	7.5	7.5	5.2 4.5	4.9	4.0	17.0 17.0	17.0	9.2	
				Middle	5.5	14.9 14.9	14.9	7.3 7.3	7.3	32.9 32.9	32.9	101.8 101.4	101.6	6.9 6.9	6.9	6.9	3.4 3.4	3.4		7.0 7.0	7.0		
				Bottom	10	14.9 14.8	14.9	7.2 7.3	7.3	32.9 32.9	32.9	98.7 96.9	97.8	6.7 6.6	6.7	6.7	3.6 3.6	3.6		3.0 4.0	3.5		
13-Feb-08	Fine	Rough	16:58	Surface	1	14.9 15.0	15.0	7.4 7.4	7.4	32.9 32.9	32.9	98.0 97.6	97.8	6.7 6.6	6.7	6.7	7.5 7.6	7.6	6.9	4.0 4.0	4.0	10.7	
				Middle	6	14.9 14.9	14.9	7.4 7.4	7.4	32.9 32.9	32.9	96.9 96.6	96.8	6.6 6.6	6.6	6.6	6.6 6.5	6.6		9.0 9.0	9.0		
				Bottom	11	14.9 14.8	14.9	7.3 7.3	7.3	32.9 32.9	32.9	95.9 95.8	95.9	6.5 6.5	6.5	6.5	6.5 6.6	6.6		19.0 19.0	19.0		
15-Feb-08	Fine	Rough	17:49	Surface	1	16.1 16.1	16.1	7.3 7.3	7.3	33.1 33.2	33.2	77.5 77.2	77.4	6.2 6.2	6.2	6.2	5.3 5.2	5.3	5.2	13.0 13.0	13.0	9.3	
				Middle	6	16.1 16.1	16.1	7.3 7.3	7.3	32.9 32.9	32.9	76.8 76.7	76.8	6.2 6.1	6.2	6.2	5.3 5.1	5.2		8.0 8.0	8.0		
				Bottom	11	16.1 16.1	16.1	7.2 7.2	7.2	33.0 33.0	33.0	76.6 76.5	76.6	6.1 6.1	6.1	6.1	4.6 5.5	5.1		7.0 7.0	7.0		
18-Feb-08	Sunny	Moderate	11:13	Surface	1	16.1 16.1	16.1	7.4 7.4	7.4	32.9 32.9	32.9	85.5 85.4	85.5	6.7 6.7	6.7	6.7	6.3 6.2	6.3	6.5	8.0 8.0	8.0	10.0	
				Middle	6	16.1 16.1	16.1	7.4 7.4	7.4	32.9 32.9	32.9	84.6 84.3	84.5	6.6 6.6	6.6	6.6	6.2 6.2	6.2		11.0 11.0	11.0		
				Bottom	11	16.1 16.1	16.1	7.3 7.3	7.3	32.9 32.9	32.9	83.0 82.5	82.8	6.5 6.5	6.5	6.5	6.8 7.1	7.0		11.0 11.0	11.0		
20-Feb-08	Sunny	Moderate	13:51	Surface	1	18.1 18.1	18.1	7.4 7.4	7.4	33.4 33.4	33.4	95.3 94.9	95.1	6.5 6.5	6.5	6.5	4.6 4.3	4.5	4.9	9.0 9.0	9.0	11.0	
				Middle	5.5	18.1 18.1	18.1	7.4 7.4	7.4	33.4 33.4	33.4	94.3 94.2	94.3	6.4 6.4	6.4	6.4	4.2 4.3	4.3		10.0 10.0	10.0		
				Bottom	10	18.1 18.1	18.1	7.2 7.3	7.3	33.4 33.4	33.4	94.0 94.0	94.0	6.4 6.4	6.4	6.4	5.7 6.3	6.0		14.0 14.0	14.0		
22-Feb-08	Rainy	Rough	13:55	Surface	1	19.6 19.6	19.6	7.4 7.4	7.4	32.9 32.9	32.9	91.6 91.1	91.4	6.2 6.2	6.2	6.2	5.3 5.1	5.2	5.1	8.0 8.0	8.0	9.7	
				Middle	5.5	19.6 19.6	19.6	7.4 7.4	7.4	32.9 32.9	32.9	90.5 90.6	90.6	6.1 6.1	6.1	6.1	4.5 4.2	4.4		13.0 13.0	13.0		
				Bottom	10	19.6 19.6	19.6	7.3 7.3	7.3	32.9 32.9	32.9	92.2 93.9	93.1	6.2 6.3	6.3	6.3	5.5 5.7	5.6		8.0 8.0	8.0		

### Water Quality Monitoring Results at Intake B - Mid-Ebb Tide (Baseline)

Date	Weather Condition	Sea Condition**	Sampling Time	Depth (m)		Water Temperature (°C)		pH		Salinity ppt		DO Saturation (%)		Dissolved Oxygen (mg/L)			Turbidity(NTU)			Suspended Solids (mg/L)		
						Value	Average	Value	Average	Value	Average	Value	Average	Value	Average	DA*	Value	Average	DA*	Value	Average	DA*
25-Feb-08	Cloudy	Moderate	15:32	Surface	1	19.6	19.6	7.4	7.4	33.0	33.0	93.8	93.8	7.1	7.1	7.1	9.3	9.3	9.4	18.0	18.0	13.0
				Middle	6	19.6	19.6	7.4	7.4	33.0	33.0	93.4	93.4	7.1	7.1		9.3	9.6		11.0	11.0	
				Bottom	11	19.6	19.6	7.3	7.3	33.0	33.0	93.8	94.0	7.1	7.1		7.1	9.5		9.4	10.0	
27-Feb-08	Cloudy	Moderate	15:52	Surface	1	14.6	14.6	7.3	7.3	33.2	33.2	98.6	98.1	7.7	7.7	7.6	3.8	3.9	4.6	8.0	8.0	10.3
				Middle	5.5	14.6	14.6	7.3	7.3	33.2	33.3	95.1	95.5	7.5	7.5		4.2	4.2		9.0	9.0	
				Bottom	10	14.5	14.5	7.4	7.4	33.4	33.4	95.5	95.5	7.3	7.3		7.3	5.7		5.7	14.0	

Remarks: \* DA: Depth-Averaged  
 \*\* Calm: Small or no wave; Moderate: Between calm and rough; Rough : White capped or rougher



### Water Quality Monitoring Results at Intake B - Mid-Flood Tide (Baseline)

Date	Weather Condition	Sea Condition**	Sampling Time	Depth (m)		Water Temperature (°C)		pH		Salinity ppt		DO Saturation (%)		Dissolved Oxygen (mg/L)			Turbidity(NTU)			Suspended Solids (mg/L)		
						Value	Average	Value	Average	Value	Average	Value	Average	Value	Average	DA*	Value	Average	DA*	Value	Average	DA*
30-Jan-08	Sunny	Moderate	11:30	Surface	1	13.9 13.9	13.9	7.4 7.4	7.4	33.2 33.2	33.2	106.8 106.3	106.6	7.2 7.2	7.2	7.2	5.2 5.6	5.4	5.8	12.0 12.0	12.0	15.0
				Middle	6	13.7 13.7	13.7	7.4 7.4	7.4	33.2 33.2	33.2	104.9 104.4	104.7	7.1 7.1	7.1		6.3 5.3	5.8		17.0 17.0	17.0	
				Bottom	11	13.7 13.7	13.7	7.4 7.4	7.4	33.2 33.1	33.2	103.1 103.5	103.3	7.1 7.1	7.1		6.3 6.2	6.3		16.0 16.0	16.0	
1-Feb-08	Sunny	Moderate	10:00	Surface	1	16.1 16.1	16.1	7.4 7.4	7.4	34.0 34.0	34.0	82.1 81.0	81.6	6.6 6.5	6.6	6.5	11.6 11.2	11.4	10.5	8.0 8.0	8.0	10.2
				Middle	6	16.1 16.1	16.1	7.4 7.4	7.4	34.0 34.0	34.0	79.4 79.3	79.4	6.4 6.3	6.4		9.8 9.9	9.9		13.0 12.0	12.5	
				Bottom	11	16.1 16.1	16.1	7.4 7.4	7.4	34.0 34.0	34.0	78.9 78.8	78.9	6.3 6.3	6.3		10.2 10.2	10.2		10.0 10.0	10.0	
4-Feb-08	Cloudy	Moderate	07:33	Surface	1	15.5 15.5	15.5	7.3 7.3	7.3	33.9 33.9	33.9	96.7 96.4	96.6	7.9 7.8	7.9	7.8	7.9 7.3	7.6	7.3	17.0 17.0	17.0	14.2
				Middle	6	15.5 15.5	15.5	7.3 7.3	7.3	33.9 33.9	33.9	95.0 95.0	95.0	7.7 7.7	7.7		6.3 6.5	6.4		19.0 19.0	19.0	
				Bottom	11	15.5 15.5	15.5	7.3 7.3	7.3	33.9 33.9	33.9	94.8 94.7	94.8	7.7 7.7	7.7		7.9 7.6	7.8		6.0 7.0	6.5	
6-Feb-08	Rainy	Rough	08:36	Surface	1	15.2 15.2	15.2	7.4 7.4	7.4	32.9 32.9	32.9	99.6 99.6	99.6	6.8 6.8	6.8	6.8	3.9 3.6	3.8	4.5	<2.5 <2.5	<2.5	5.5
				Middle	6	15.2 15.3	15.3	7.4 7.4	7.4	33.0 33.0	33.0	98.4 98.1	98.3	6.7 6.7	6.7		4.7 4.8	4.8		<2.5 <2.5	<2.5	
				Bottom	11	15.3 15.2	15.3	7.5 7.5	7.5	32.9 32.9	32.9	96.8 96.8	96.8	6.6 6.6	6.6		4.8 4.7	4.8		12.0 11.0	11.5	
11-Feb-08	Cloudy	Moderate	10:00	Surface	1	14.9 14.9	14.9	7.2 7.2	7.2	32.9 32.9	32.9	101.8 101.4	101.6	6.9 6.9	6.9	6.8	5.2 5.6	5.4	5.8	10.0 11.0	10.5	12.2
				Middle	6	14.7 14.7	14.7	7.3 7.3	7.3	32.9 32.9	32.9	98.7 96.9	97.8	6.7 6.6	6.7		6.3 5.3	5.8		12.0 12.0	12.0	
				Bottom	11	14.7 14.7	14.7	7.3 7.3	7.3	32.9 32.9	32.9	84.1 85.3	84.7	5.7 5.8	5.8		6.3 6.2	6.3		14.0 14.0	14.0	
13-Feb-08	Fine	Rough	11:02	Surface	1	14.9 14.9	14.9	7.3 7.3	7.3	32.9 32.9	32.9	94.6 93.9	94.3	6.5 6.4	6.5	6.4	4.6 4.5	4.6	5.4	10.0 10.0	10.0	8.5
				Middle	6	14.7 14.7	14.7	7.4 7.4	7.4	32.9 32.9	32.9	91.3 91.2	91.3	6.2 6.2	6.2		5.7 5.8	5.8		9.0 9.0	9.0	
				Bottom	11	14.7 14.7	14.7	7.4 7.4	7.4	32.9 32.9	32.9	90.6 90.6	90.6	6.2 6.2	6.2		5.8 5.9	5.9		6.0 7.0	6.5	
15-Feb-08	Fine	Rough	12:06	Surface	1	16.1 16.1	16.1	7.3 7.3	7.3	33.0 33.0	33.0	82.1 81.0	81.6	6.6 6.5	6.6	6.5	3.4 3.4	3.4	4.0	4.0 4.0	4.0	4.0
				Middle	6	16.1 16.1	16.1	7.3 7.3	7.3	33.1 33.1	33.1	79.6 79.3	79.5	6.4 6.3	6.4		3.6 3.6	3.6		4.0 4.0	4.0	
				Bottom	11	16.1 16.1	16.1	7.3 7.3	7.3	33.1 33.1	33.1	78.8 78.8	78.8	6.3 6.3	6.3		5.1 5.1	5.1		4.0 4.0	4.0	
18-Feb-08	Sunny	Moderate	15:57	Surface	1	16.1 16.1	16.1	7.4 7.4	7.4	32.9 32.9	32.9	88.1 88.1	88.1	6.9 6.9	6.9	6.9	3.9 3.6	3.8	4.5	11.0 11.0	11.0	10.7
				Middle	6	16.1 16.1	16.1	7.4 7.4	7.4	32.9 32.9	32.9	88.3 88.2	88.3	6.9 6.9	6.9		4.7 4.8	4.8		10.0 10.0	10.0	
				Bottom	11	16.1 16.1	16.1	7.4 7.4	7.4	32.9 32.9	32.9	87.9 87.8	87.9	6.9 6.9	6.9		4.8 4.7	4.8		11.0 11.0	11.0	
20-Feb-08	Sunny	Moderate	18:06	Surface	1	18.1 18.1	18.1	7.3 7.3	7.3	33.5 33.4	33.5	98.0 97.6	97.8	6.7 6.6	6.7	6.7	3.9 3.6	3.8	4.5	7.0 6.0	6.5	8.3
				Middle	6	18.1 18.1	18.1	7.3 7.3	7.3	33.4 33.4	33.4	96.9 96.6	96.8	6.6 6.6	6.6		4.7 4.8	4.8		14.0 14.0	14.0	
				Bottom	11	18.1 18.1	18.1	7.4 7.4	7.4	33.4 33.4	33.4	95.9 95.8	95.9	6.5 6.5	6.5		4.8 4.7	4.8		4.0 5.0	4.5	
22-Feb-08	Rainy	Rough	09:04	Surface	1	19.5 19.5	19.5	7.4 7.4	7.4	32.9 32.9	32.9	90.6 90.3	90.5	6.1 6.1	6.1	6.0	5.5 5.6	5.6	5.5	15.0 15.0	15.0	16.3
				Middle	4.5	19.6 19.6	19.6	7.4 7.4	7.4	32.9 32.9	32.9	87.8 87.8	87.8	5.9 5.9	5.9		5.4 5.1	5.3		14.0 14.0	14.0	
				Bottom	8	19.6 19.6	19.6	7.4 7.4	7.4	32.9 32.9	32.9	87.3 87.3	87.3	5.9 5.9	5.9		5.9 5.1	5.5		20.0 20.0	20.0	

### Water Quality Monitoring Results at Intake B - Mid-Flood Tide (Baseline)

Date	Weather Condition	Sea Condition**	Sampling Time	Depth (m)		Water Temperature (°C)		pH		Salinity ppt		DO Saturation (%)		Dissolved Oxygen (mg/L)			Turbidity(NTU)			Suspended Solids (mg/L)				
						Value	Average	Value	Average	Value	Average	Value	Average	Value	Average	DA*	Value	Average	DA*	Value	Average	DA*		
25-Feb-08	Cloudy	Moderate	09:02	Surface	1	19.6	19.6	7.4	7.4	33.0	33.0	96.3	96.1	7.3	7.3	7.3	9.6	9.7	9.7	15.0	15.0	14.3		
						19.6		7.4		33.0		95.5		7.2			9.7			15.0				
				Middle	6	19.6	19.6	7.4	7.4	33.0	33.0	95.5	95.5	7.2	7.2		9.5	9.5		9.5	9.5		12.0	12.0
						19.6		7.4		33.0		95.5		7.2			9.4			12.0				
				Bottom	11	19.5	19.5	7.4	7.4	33.0	33.1	96.1	96.1	7.3	7.3		10.0	9.9		16.0	16.0			
						19.5		7.4		33.1		96.1		7.3			9.8			16.0				
27-Feb-08	Cloudy	Moderate	09:34	Surface	1	14.6	14.6	7.4	7.4	38.1	35.5	97.9	97.9	8.1	8.1	8.1	4.0	4.1	4.8	14.0	14.0	14.0		
						14.6		7.4		32.8		97.8		8.1			4.1			14.0				
				Middle	6	14.6	14.6	7.4	7.4	32.8	32.8	97.7	97.7	8.1	8.1		5.3	5.2		10.0	10.0			
						14.6		7.4		32.8		97.7		8.1			5.1			10.0				
				Bottom	11	14.6	14.6	7.4	7.4	32.9	32.9	97.5	97.6	8.1	8.1		5.1	5.0		18.0	18.0			
						14.6		7.4		32.8		97.6		8.1			4.9			18.0				

Remarks: The reporting limit for laboratory analysis of suspended solids is 2.5 mg/L. For the results below the reporting limit, the SS level will be taken as 2.5 mg/L.

\* DA: Depth-Averaged

\*\* Calm: Small or no wave; Moderate: Between calm and rough; Rough : White capped or rougher

**Water Quality Monitoring Results at CE - Mid-Ebb Tide (with marine works and with silt curtain)**

Date	Weather Condition	Sea Condition**	Sampling Time	Depth (m)	Water Temperature (°C)		pH		Salinity ppt		DO Saturation (%)		Dissolved Oxygen (mg/L)			Turbidity(NTU)			Suspended Solids (mg/L)			
					Value	Average	Value	Average	Value	Average	Value	Average	Value	Average	DA*	Value	Average	DA*	Value	Average	DA*	
3-Jun-08	Cloudy	Moderate	12:59	Surface	1	26.1 26.1	26.1	7.5 7.5	7.5	48.9 48.9	48.9	99.6 99.6	99.6	6.8 6.8	6.8	6.8	2.8 2.8	2.8	3.8	19.0 19.0	19.0	19.8
				Middle	5.5	26.1 26.1	26.1	7.5 7.5	7.5	48.9 48.9	48.9	98.4 98.1	98.3	6.7 6.7	6.7		4.4 4.4	4.4		24.0 24.0	24.0	
				Bottom	10	26.1 26.1	26.1	7.5 7.5	7.5	48.9 48.9	48.9	96.8 96.8	96.8	6.6 6.6	6.6		4.4 3.9	4.2		16.0 17.0	16.5	
5-Jun-08	Cloudy	Moderate	13:03	Surface	1	26.2 26.2	26.2	7.4 7.4	7.4	29.9 29.9	29.9	96.5 96.6	96.6	6.4 6.4	6.4	6.4	6.7 6.7	6.7	9.2	9.0 9.0	9.0	15.3
				Middle	6	26.2 26.2	26.2	7.3 7.3	7.3	30.2 30.3	30.3	96.8 96.8	96.8	6.4 6.4	6.4		8.0 8.0	8.0		16.0 16.0	16.0	
				Bottom	11	26.1 26.0	26.1	7.4 7.4	7.4	30.6 30.7	30.7	96.2 95.8	96.0	6.2 6.2	6.2		13.0 13.0	13.0		21.0 21.0	21.0	
7-Jun-08	Rainy	Rough	15:00	Surface	1	26.3 26.3	26.3	7.4 7.4	7.4	30.4 30.4	30.4	98.6 97.5	98.1	7.2 7.1	7.2	7.1	2.4 2.6	2.5	6.2	16.0 16.0	16.0	15.3
				Middle	5.5	26.1 26.1	26.1	7.4 7.4	7.4	30.6 30.6	30.6	94.8 93.2	94.0	7.0 6.9	7.0		7.3 7.9	7.6		14.0 14.0	14.0	
				Bottom	10	25.9 25.9	25.9	7.4 7.4	7.4	30.9 30.8	30.9	96.8 95.2	96.0	6.9 6.8	6.9		8.3 8.5	8.4		16.0 16.0	16.0	
10-Jun-08	Sunny	Calm	17:26	Surface	1	26.9 26.8	26.9	7.4 7.4	7.4	22.6 22.6	22.6	102.9 102.6	102.8	7.3 7.2	7.3	7.3	1.4 1.5	1.5	1.5	13.0 13.0	13.0	14.8
				Middle	5.5	26.8 26.8	26.8	7.4 7.4	7.4	22.6 22.6	22.6	102.4 102.2	102.3	7.2 7.2	7.2		1.5 1.5	1.5		16.0 16.0	16.0	
				Bottom	10	26.5 26.2	26.4	7.3 7.3	7.3	29.9 30.2	30.1	102.2 101.3	101.8	7.0 6.9	7.0		1.5 1.5	1.5		16.0 15.0	15.5	
12-Jun-08	Cloudy	Moderate	08:28	Surface	1	26.6 26.6	26.6	7.6 7.6	7.6	28.4 28.4	28.4	107.4 107.5	107.5	8.0 8.0	8.0	7.9	4.1 4.1	4.1	4.3	8.0 8.0	8.0	8.3
				Middle	5.5	26.7 26.7	26.7	7.6 7.6	7.6	28.6 28.3	28.5	106.8 105.9	106.4	7.8 7.8	7.8		4.5 4.5	4.5		7.0 7.0	7.0	
				Bottom	10	26.7 26.7	26.7	7.6 7.6	7.6	28.3 28.3	28.3	103.0 102.8	102.9	7.7 7.6	7.7		4.2 4.2	4.2		10.0 10.0	10.0	
14-Jun-08	Cloudy	Moderate	10:58	Surface	1	27.0 27.0	27.0	7.5 7.5	7.5	30.5 30.5	30.5	95.4 96.5	96.0	7.4 7.4	7.4	7.2	6.8 6.9	6.9	6.2	13.0 13.0	13.0	14.0
				Middle	5.5	26.8 26.8	26.8	7.5 7.5	7.5	30.4 30.4	30.4	90.4 90.4	90.4	6.9 6.9	6.9		5.7 5.5	5.6		11.0 11.0	11.0	
				Bottom	10	26.3 26.3	26.3	7.5 7.5	7.5	30.4 30.4	30.4	89.3 89.5	89.4	6.9 6.9	6.9		6.1 6.2	6.2		18.0 18.0	18.0	
16-Jun-08	Cloudy	Moderate	11:46	Surface	1	26.7 26.8	26.8	7.5 7.5	7.5	21.3 21.2	21.3	89.9 89.8	89.9	7.7 7.7	7.7	7.5	6.4 6.4	6.4	6.6	11.0 11.0	11.0	12.3
				Middle	6	26.2 26.2	26.2	7.5 7.5	7.5	25.6 25.5	25.6	85.7 83.5	84.6	7.3 7.1	7.2		6.7 6.6	6.7		12.0 12.0	12.0	
				Bottom	11	26.1 26.1	26.1	7.5 7.5	7.5	28.0 27.8	27.9	79.8 78.2	79.0	6.8 6.7	6.8		6.7 6.7	6.7		14.0 14.0	14.0	
18-Jun-08	Cloudy	Moderate	12:58	Surface	1	26.2 26.2	26.2	7.5 7.5	7.5	22.1 22.1	22.1	97.3 97.1	97.2	7.1 7.1	7.1	7.1	3.2 3.2	3.2	3.1	8.0 8.0	8.0	10.0
				Middle	6.5	26.4 26.4	26.4	7.5 7.5	7.5	22.3 22.3	22.3	95.5 95.7	95.6	7.0 7.0	7.0		2.5 2.5	2.5		10.0 10.0	10.0	
				Bottom	12	26.1 26.1	26.1	7.5 7.5	7.5	22.4 22.4	22.4	92.2 92.5	92.4	6.7 6.8	6.8		3.4 3.5	3.5		12.0 12.0	12.0	
20-Jun-08	Fine	Calm	13:47	Surface	1	26.2 26.2	26.2	7.4 7.4	7.4	30.4 30.4	30.4	86.5 86.6	86.6	6.7 6.7	6.7	6.7	2.8 2.8	2.8	3.3	9.0 9.0	9.0	10.2
				Middle	5.5	26.2 26.2	26.2	7.4 7.4	7.4	30.4 30.4	30.4	86.8 86.8	86.8	6.7 6.7	6.7		3.0 3.1	3.1		12.0 11.0	11.5	
				Bottom	10	26.2 26.2	26.2	7.4 7.4	7.4	30.4 30.4	30.4	86.2 85.8	86.0	6.7 6.7	6.7		3.9 3.9	3.9		10.0 10.0	10.0	
23-Jun-08	Fine	Calm	15:37	Surface	1	27.7 27.7	27.7	7.4 7.4	7.4	24.4 24.4	24.4	145.2 144.1	144.7	9.3 9.4	9.4	9.6	3.7 3.7	3.7	3.4	18.0 18.0	18.0	16.0
				Middle	5.5	27.1 27.1	27.1	7.5 7.5	7.5	25.4 25.4	25.4	147.9 147.2	147.6	9.8 9.7	9.8		3.4 3.4	3.4		17.0 17.0	17.0	
				Bottom	10	26.5 26.5	26.5	7.5 7.5	7.5	26.7 26.8	26.8	115.0 114.0	114.5	7.4 7.4	7.4		3.2 3.2	3.2		13.0 13.0	13.0	

**Water Quality Monitoring Results at CE - Mid-Ebb Tide (with marine works and with silt curtain)**

Date	Weather Condition	Sea Condition**	Sampling Time	Depth (m)	Water Temperature (°C)		pH		Salinity ppt		DO Saturation (%)		Dissolved Oxygen (mg/L)			Turbidity(NTU)			Suspended Solids (mg/L)			
					Value	Average	Value	Average	Value	Average	Value	Average	Value	Average	DA*	Value	Average	DA*	Value	Average	DA*	
26-Jun-08	Rainy	Moderate	17:16	Surface	1	26.0 26.0	26.0	7.4 7.4	7.4	22.4 22.4	22.4	93.3 93.3	93.3	6.9 6.9	6.9	6.8	1.7 1.6	1.7	1.8	6.0 6.0	6.0	8.8
				Middle	5.5	26.0 26.0	26.0	7.4 7.4	7.4	23.0 23.0	23.0	89.5 89.0	89.3	6.6 6.6	6.6		1.5 1.5	1.5		7.0 8.0	7.5	
				Bottom	10	25.9 25.9	25.9	7.4 7.4	7.4	23.4 23.4	23.4	85.7 85.6	85.7	6.4 6.3	6.4		2.1 2.1	2.1		13.0 13.0	13.0	
28-Jun-08	Rainy	Calm	08:51	Surface	1	27.4 27.5	27.5	7.6 7.6	7.6	19.7 19.7	19.7	105.3 105.0	105.2	7.5 7.4	7.5	7.0	3.3 3.3	3.3	3.6	7.0 7.0	7.0	8.8
				Middle	5.5	26.9 26.9	26.9	7.6 7.6	7.6	21.2 21.2	21.2	89.7 89.7	89.7	6.4 6.4	6.4		3.5 3.6	3.6		9.0 10.0	9.5	
				Bottom	10	25.6 25.6	25.6	7.6 7.6	7.6	28.3 28.3	28.3	75.3 75.3	75.3	6.1 6.1	6.1		3.8 3.9	3.9		10.0 10.0	10.0	
30-Jun-08	Rainy	Calm	10:15	Surface	1	25.5 25.5	25.5	7.5 7.5	7.5	22.4 22.4	22.4	94.3 94.3	94.3	7.1 7.1	7.1	6.9	3.2 3.2	3.2	3.3	38.0 38.0	38.0	27.8
				Middle	6	25.5 25.5	25.5	7.5 7.5	7.5	22.8 22.8	22.8	89.7 89.4	89.6	6.7 6.7	6.7		3.2 3.3	3.3		21.0 21.0	21.0	
				Bottom	11	25.5 25.4	25.5	7.5 7.5	7.5	23.3 23.4	23.4	87.6 87.6	87.6	6.6 6.6	6.6		3.3 3.3	3.3		24.0 25.0	24.5	
2-Jul-08	Sunny	Calm	12:25	Surface	1	27.2 27.2	27.2	7.5 7.5	7.5	21.9 21.9	21.9	105.8 105.4	105.6	7.4 7.4	7.4	6.9	0.7 0.7	0.7	1.4	9.0 9.0	9.0	7.8
				Middle	5.5	26.4 26.4	26.4	7.5 7.5	7.5	23.9 24.0	24.0	89.7 87.6	88.7	6.3 6.2	6.3		1.2 1.3	1.3		7.0 7.0	7.0	
				Bottom	10	26.0 26.0	26.0	7.5 7.5	7.5	25.8 25.8	25.8	82.7 82.6	82.7	6.2 6.2	6.2		2.2 2.3	2.3		7.0 8.0	7.5	
4-Jul-08	Sunny	Calm	13:24	Surface	1	27.0 27.0	27.0	7.5 7.5	7.5	25.7 25.7	25.7	100.8 100.9	100.9	7.3 7.3	7.3	7.3	0.8 0.7	0.8	1.2	7.0 7.0	7.0	8.3
				Middle	5.5	26.5 26.5	26.5	7.5 7.5	7.5	26.5 26.5	26.5	100.6 99.8	100.2	7.3 7.2	7.3		1.1 1.1	1.1		8.0 8.0	8.0	
				Bottom	10	26.1 26.1	26.1	7.5 7.5	7.5	27.7 27.7	27.7	94.2 92.3	93.3	6.8 6.7	6.8		1.7 1.7	1.7		10.0 10.0	10.0	
7-Jul-08	Sunny	Calm	16:11	Surface	1	26.9 26.9	26.9	7.5 7.5	7.5	22.5 22.5	22.5	101.5 100.7	101.1	7.1 7.1	7.1	7.1	1.4 1.5	1.5	1.7	8.0 8.0	8.0	6.7
				Middle	5.5	26.9 26.9	26.9	7.5 7.5	7.5	22.5 22.5	22.5	100.1 100.0	100.1	7.1 7.0	7.1		1.5 1.4	1.5		6.0 6.0	6.0	
				Bottom	10	26.8 26.7	26.8	7.5 7.5	7.5	22.6 22.7	22.7	99.0 98.4	98.7	7.0 6.9	7.0		2.0 2.1	2.1		6.0 6.0	6.0	
9-Jul-08	Cloudy	Calm	16:48	Surface	1	25.9 25.9	25.9	7.5 7.5	7.5	25.8 25.8	25.8	92.2 91.5	91.9	6.8 6.7	6.8	6.7	1.3 1.3	1.3	2.3	3.0 3.0	3.0	5.3
				Middle	5.5	25.8 25.8	25.8	7.5 7.5	7.5	26.3 26.3	26.3	88.2 88.2	88.2	6.5 6.5	6.5		2.4 2.4	2.4		5.0 5.0	5.0	
				Bottom	10	25.7 25.7	25.7	7.5 7.5	7.5	26.7 26.8	26.8	81.8 81.2	81.5	6.1 6.0	6.1		3.3 3.3	3.3		8.0 8.0	8.0	
11-Jul-08	Cloudy	Calm	08:32	Surface	1	27.1 27.1	27.1	7.5 7.5	7.5	22.0 21.9	22.0	101.8 101.7	101.8	7.2 7.2	7.2	7.0	1.8 1.7	1.8	2.1	11.0 11.0	11.0	13.7
				Middle	5.5	26.7 26.7	26.7	7.5 7.5	7.5	23.8 23.8	23.8	96.7 95.2	96.0	6.8 6.7	6.8		1.6 1.7	1.7		15.0 15.0	15.0	
				Bottom	10	26.5 26.4	26.5	7.6 7.6	7.6	24.6 24.6	24.6	90.2 90.3	90.3	6.3 6.3	6.3		2.7 2.6	2.7		15.0 15.0	15.0	
14-Jul-08	Sunny	Calm	10:28	Surface	1	26.2 26.2	26.2	7.5 7.5	7.5	21.2 21.3	21.3	111.8 111.8	111.8	8.0 8.0	8.0	6.9	2.3 2.6	2.5	3.2	4.0 4.0	4.0	6.2
				Middle	5.5	25.1 25.1	25.1	7.5 7.5	7.5	27.3 27.3	27.3	80.7 80.7	80.7	5.7 5.7	5.7		3.1 3.4	3.3		6.0 5.0	5.5	
				Bottom	10	25.1 25.0	25.1	7.5 7.5	7.5	28.8 28.6	28.7	90.7 90.8	90.8	6.5 6.5	6.5		3.9 3.7	3.8		9.0 9.0	9.0	
16-Jul-08	Cloudy	Calm	12:02	Surface	1	28.7 28.7	28.7	7.5 7.5	7.5	16.6 16.8	16.7	144.8 138.5	141.7	10.3 9.9	10.1	7.9	1.4 1.4	1.4	1.2	9.0 10.0	9.5	7.7
				Middle	5.5	25.9 25.9	25.9	7.5 7.5	7.5	25.1 26.8	26.0	78.8 77.8	78.3	5.6 5.5	5.6		0.8 1.0	0.9		7.0 7.0	7.0	
				Bottom	10	24.7 24.7	24.7	7.5 7.5	7.5	31.7 31.8	31.8	83.4 83.7	83.6	6.1 6.1	6.1		1.3 1.3	1.3		6.0 7.0	6.5	

**Water Quality Monitoring Results at CE - Mid-Ebb Tide (with marine works and with silt curtain)**

Date	Weather Condition	Sea Condition**	Sampling Time	Depth (m)	Water Temperature (°C)		pH		Salinity ppt		DO Saturation (%)		Dissolved Oxygen (mg/L)			Turbidity(NTU)			Suspended Solids (mg/L)			
					Value	Average	Value	Average	Value	Average	Value	Average	Value	Average	DA*	Value	Average	DA*	Value	Average	DA*	
18-Jul-08	Sunny	Calm	12:32	Surface	1	27.8 27.8	27.8	7.5 7.5	7.5	22.6 22.6	22.6	128.0 128.9	128.5	8.9 8.9	8.9	7.8	1.1 1.0	1.1	1.9	7.0 6.0	7.0	8.8
				Middle	5.5	26.5 26.5	26.5	7.5 7.5	7.5	25.5 25.5	25.5	96.4 95.2	95.8	6.7 6.6	6.7		1.1 1.1	1.1		13.0 7.0	6.5	
				Bottom	10	24.9 24.9	24.9	7.5 7.5	7.5	30.3 29.8	30.1	87.2 87.5	87.4	6.0 6.0	6.0		6.0	3.6 3.5		3.6	13.0 13.0	
21-Jul-08	Sunny	Calm	14:40	Surface	1	27.0 27.1	27.1	7.5 7.5	7.5	26.3 26.3	26.3	154.4 154.3	154.4	10.6 10.6	10.6	10.6	1.4 1.5	1.5	1.8	8.0 8.0	8.0	8.2
				Middle	5.5	27.0 27.0	27.0	7.5 7.5	7.5	26.5 26.5	26.5	153.1 152.7	152.9	10.5 10.5	10.5		1.5 1.4	1.5		9.0 9.0	9.0	
				Bottom	10	26.1 26.1	26.1	7.5 7.5	7.5	28.2 28.2	28.2	109.6 109.6	109.6	7.6 7.6	7.6		7.6	2.4 2.4		2.4	7.0 8.0	
23-Jul-08	Sunny	Calm	16:06	Surface	1	28.2 28.2	28.2	7.8 7.8	7.8	24.1 24.1	24.1	103.0 106.2	104.6	7.4 7.7	7.6	7.5	1.6 1.6	1.6	1.8	14.0 14.0	14.0	16.0
				Middle	5.5	27.5 27.4	27.5	7.5 7.4	7.5	25.2 25.3	25.3	101.4 101.6	101.5	7.4 7.4	7.4		1.3 1.3	1.3		17.0 17.0	17.0	
				Bottom	10	24.1 24.0	24.1	8.2 8.1	8.2	33.4 33.3	33.4	85.5 85.5	85.5	6.5 6.5	6.5		6.5	2.7 2.5		2.6	17.0 17.0	
25-Jul-08	Sunny	Calm	15:50	Surface	1	28.3 28.3	28.3	8.3 7.7	8.0	25.7 25.6	25.7	92.4 90.1	91.3	7.5 7.3	7.4	7.6	1.6 1.6	1.6	1.8	9.0 9.0	9.0	8.0
				Middle	4	28.3 28.3	28.3	7.3 8.0	7.7	26.3 26.3	26.3	95.0 98.1	96.6	7.6 7.8	7.7		1.9 1.8	1.9		7.0 7.0	7.0	
				Bottom	7	26.0 25.7	25.9	7.7 7.1	7.4	30.0 30.5	30.3	74.8 74.7	74.8	6.5 6.5	6.5		6.5	2.0 2.0		2.0	8.0 8.0	
28-Jul-08	Sunny	Calm	08:11	Surface	1	26.3 26.2	26.3	8.9 8.1	8.5	30.1 30.2	30.2	107.4 110.8	109.1	8.4 8.6	8.5	8.3	0.9 0.9	0.9	0.8	7.0 7.0	7.0	8.8
				Middle	5.5	24.8 24.8	24.8	8.6 8.9	8.8	32.0 32.0	32.0	103.3 103.1	103.2	8.0 8.0	8.0		0.6 0.6	0.6		12.0 12.0	12.0	
				Bottom	10	24.4 24.1	24.3	8.5 7.7	8.1	32.7 33.1	32.9	97.4 97.4	97.4	6.8 6.8	6.8		6.8	0.8 0.8		0.8	7.0 8.0	
30-Jul-08	Sunny	Calm	11:14	Surface	1	25.5 25.5	25.5	8.0 8.0	8.0	30.6 30.6	30.6	96.1 96.0	96.1	6.7 6.7	6.7	6.5	0.5 0.6	0.6	1.6	7.0 7.0	7.0	7.8
				Middle	5.5	25.0 25.0	25.0	8.1 8.1	8.1	32.3 32.3	32.3	89.6 89.4	89.5	6.2 6.2	6.2		2.0 2.0	2.0		9.0 8.0	8.5	
				Bottom	10	24.8 24.7	24.8	7.8 7.8	7.8	32.3 32.3	32.3	89.3 89.1	89.2	6.2 6.1	6.2		6.2	2.2 2.3		2.3	8.0 8.0	
1-Aug-08	Sunny	Calm	12:49	Surface	1	25.3 25.3	25.3	7.7 7.7	7.7	30.1 30.1	30.1	111.6 111.6	111.6	7.8 7.8	7.8	7.5	1.1 1.2	1.2	2.9	9.0 9.0	9.0	12.2
				Middle	5.5	25.0 25.1	25.1	7.6 7.6	7.6	30.6 30.5	30.6	102.2 102.1	102.2	7.1 7.1	7.1		2.9 2.8	2.9		16.0 15.0	15.5	
				Bottom	10	25.0 25.1	25.1	7.6 7.6	7.6	30.6 30.6	30.6	96.7 96.3	96.5	6.8 6.7	6.8		6.8	4.6 4.6		4.6	12.0 12.0	
4-Aug-08	Fine	Calm	14:40	Surface	1	25.2 25.2	25.2	8.0 7.1	7.6	29.5 29.5	29.5	97.6 97.0	97.3	7.8 7.8	7.8	7.3	1.8 1.7	1.8	2.3	7.0 7.0	7.0	5.5
				Middle	5.5	24.7 24.7	24.7	7.8 7.5	7.7	31.1 31.1	31.1	83.4 83.4	83.4	6.8 6.8	6.8		2.4 2.4	2.6		4.0 5.0	4.5	
				Bottom	10	24.1 24.1	24.1	7.4 7.6	7.5	32.1 32.1	32.1	74.4 74.4	74.4	6.2 6.2	6.2		6.2	2.4 2.5		2.5	5.0 5.0	
7-Aug-08	Cloudy	Calm	16:09	Surface	1	24.8 24.8	24.8	8.0 7.2	7.6	31.7 31.7	31.7	97.8 97.6	97.7	7.1 7.1	7.1	7.1	3.0 3.1	3.1	3.7	7.0 7.0	7.0	7.8
				Middle	5.5	24.8 24.8	24.8	8.6 8.6	8.6	31.8 31.8	31.8	97.2 97.1	97.2	7.0 7.0	7.0		3.8 3.9	3.9		8.0 8.0	8.0	
				Bottom	10	24.8 24.8	24.8	7.5 8.2	7.9	31.8 31.8	31.8	96.7 96.7	96.7	7.0 7.0	7.0		7.0	4.1 4.1		4.1	9.0 8.0	
9-Aug-08	Sunny	Calm	17:33	Surface	1	27.0 27.1	27.1	7.8 7.8	7.8	31.3 31.2	31.3	93.1 93.5	93.3	6.7 6.8	6.8	6.9	0.7 0.8	0.8	1.7	<2.5 <2.5	<2.5	4.0
				Middle	5.5	27.0 27.0	27.0	8.1 8.0	8.1	31.5 31.5	31.5	96.1 97.0	96.6	6.9 7.0	7.0		1.9 1.9	1.9		4.0 3.0	3.5	
				Bottom	10	26.6 26.6	26.6	7.7 8.5	8.1	31.5 31.5	31.5	95.9 95.9	95.9	7.0 7.0	7.0		7.0	2.3 2.5		2.4	6.0 6.0	

**Water Quality Monitoring Results at CE - Mid-Ebb Tide (with marine works and with silt curtain)**

Date	Weather Condition	Sea Condition**	Sampling Time	Depth (m)	Water Temperature (°C)		pH		Salinity ppt		DO Saturation (%)		Dissolved Oxygen (mg/L)			Turbidity(NTU)			Suspended Solids (mg/L)			
					Value	Average	Value	Average	Value	Average	Value	Average	Value	Average	DA*	Value	Average	DA*	Value	Average	DA*	
11-Aug-08	Rainy	Calm	09:52	Surface	1	26.3 26.3	26.3	7.9 7.9	7.9	30.3 30.3	30.3	91.6 89.7	90.7	6.7 6.6	6.7	6.6	1.0 1.0	1.0	1.8	3.0 4.0	3.5	6.5
				Middle	5.5	26.3 26.4	26.4	7.9 8.4	8.2	30.8 30.9	30.9	88.2 87.5	87.9	6.5 6.4	6.5		1.4 1.5	1.5		8.0 8.0	8.0	
				Bottom	10	26.5 26.5	26.5	8.4 7.8	8.1	31.5 31.5	31.5	83.8 83.7	83.8	6.1 6.1	6.1		2.9 2.9	2.9		8.0 8.0	8.0	
13-Aug-08	Sunny	Calm	11:06	Surface	1	27.2 27.3	27.3	8.9 7.9	8.4	30.2 30.2	30.2	99.7 99.9	99.8	6.9 6.9	6.9	6.7	1.4 1.4	1.4	2.1	4.0 4.0	4.0	6.5
				Middle	5.5	26.7 26.7	26.7	8.8 8.1	8.5	31.0 31.0	31.0	93.9 93.3	93.6	6.5 6.5	6.5		1.5 1.5	1.5		5.0 5.0	5.0	
				Bottom	10	26.6 26.6	26.6	8.3 8.2	8.3	31.4 31.4	31.4	90.1 89.5	89.8	6.2 6.2	6.2		3.3 3.3	3.3		10.0 11.0	10.5	
15-Aug-08	Sunny	Calm	11:47	Surface	1	27.3 27.4	27.4	8.4 8.6	8.5	26.9 26.9	26.9	94.7 96.4	95.6	6.5 6.6	6.6	6.4	0.9 0.9	0.9	1.3	4.0 4.0	4.0	5.2
				Middle	5.5	26.9 26.8	26.9	8.5 8.5	8.5	28.8 28.8	28.8	90.9 88.8	89.9	6.2 6.0	6.1		1.7 1.6	1.7		4.0 4.0	4.0	
				Bottom	10	26.6 26.6	26.6	8.5 8.5	8.5	30.4 30.3	30.4	87.8 87.9	87.9	6.0 6.1	6.1		1.2 1.3	1.3		7.0 8.0	7.5	
18-Aug-08	Sunny	Calm	13:58	Surface	1	27.9 27.9	27.9	7.2 8.0	7.6	26.9 26.9	26.9	98.2 98.2	98.2	7.0 7.0	7.0	7.3	2.9 2.9	2.9	2.0	7.0 8.0	7.5	5.2
				Middle	5.5	27.7 27.7	27.7	8.7 8.4	8.6	27.1 27.1	27.1	104.9 104.7	104.8	7.5 7.5	7.5		1.5 1.5	1.5		5.0 5.0	5.0	
				Bottom	10	27.7 27.7	27.7	7.8 7.8	7.8	27.1 27.1	27.1	104.3 104.3	104.3	7.5 7.5	7.5		1.4 1.5	1.5		3.0 3.0	3.0	
20-Aug-08	Sunny	Calm	14:26	Surface	1	27.8 27.7	27.8	8.7 8.4	8.6	27.8 27.8	27.8	111.9 111.9	111.9	8.1 8.1	8.1	8.0	1.7 1.7	1.7	2.0	3.0 4.0	3.5	6.2
				Middle	5.5	26.5 26.5	26.5	8.2 8.6	8.4	29.4 29.4	29.4	105.4 101.2	103.3	7.9 7.6	7.8		1.9 1.9	1.9		7.0 8.0	6.5	
				Bottom	10	25.3 25.3	25.3	8.5 8.3	8.4	31.4 31.4	31.4	77.7 78.2	78.0	6.2 6.2	6.2		2.3 2.3	2.3		6.0 9.0	8.5	
23-Aug-08	Sunny	Moderate	15:34	Surface	1	25.1 25.1	25.1	8.0 7.6	7.8	29.0 28.9	29.0	90.7 91.6	91.2	7.2 7.2	7.2	7.1	1.9 1.9	1.9	2.2	13.0 13.0	13.0	12.7
				Middle	5.5	24.6 24.6	24.6	8.1 7.7	7.9	30.7 30.7	30.7	85.9 84.5	85.2	6.9 6.8	6.9		2.4 2.3	2.4		9.0 9.0	9.0	
				Bottom	10	24.4 24.4	24.4	7.8 7.8	7.8	32.1 32.0	32.1	77.4 76.6	77.0	6.3 6.2	6.3		2.3 2.4	2.4		16.0 16.0	16.0	
25-Aug-08	Sunny	Calm	08:50	Surface	1	26.7 26.6	26.7	7.8 7.6	7.7	28.1 28.2	28.2	106.6 106.9	106.8	7.9 7.9	7.9	7.7	1.6 1.6	1.6	2.2	9.0 9.0	9.0	8.8
				Middle	5.5	26.0 26.1	26.1	7.7 7.5	7.6	28.5 28.5	28.5	99.2 99.3	99.3	7.5 7.5	7.5		1.8 1.8	1.8		9.0 9.0	9.0	
				Bottom	10	25.4 25.3	25.4	8.7 8.6	8.7	29.7 29.9	29.8	82.8 82.9	82.9	6.4 6.4	6.4		3.3 3.2	3.3		8.0 9.0	8.5	
27-Aug-08	Sunny	Calm	09:01	Surface	1	27.8 27.7	27.8	8.2 8.4	8.3	30.6 30.6	30.6	101.7 101.8	101.8	7.1 7.1	7.1	7.1	4.3 4.9	4.6	4.2	7.0 7.0	7.0	7.2
				Middle	5.5	26.5 26.5	26.5	7.9 8.1	8.0	30.9 30.8	30.9	99.8 98.2	99.0	7.0 6.9	7.0		4.3 4.5	4.4		6.0 7.0	6.5	
				Bottom	10	25.3 25.3	25.3	8.1 7.7	7.9	30.4 30.4	30.4	91.8 90.2	91.0	6.4 6.3	6.4		3.7 3.5	3.6		8.0 8.0	8.0	
29-Aug-08	Sunny	Calm	11:49	Surface	1	27.3 27.3	27.3	8.0 7.2	7.6	28.1 28.1	28.1	104.9 99.2	102.1	7.3 7.2	7.3	7.6	2.9 2.9	2.9	3.7	4.0 4.0	4.0	6.7
				Middle	5.5	26.7 26.5	26.6	8.6 8.6	8.6	28.7 28.9	28.8	109.9 106.4	108.2	8.0 7.7	7.9		3.7 3.9	3.8		7.0 8.0	7.5	
				Bottom	10	26.1 26.1	26.1	7.5 8.2	7.9	29.4 29.4	29.4	78.7 77.8	78.3	6.2 6.1	6.2		4.5 4.5	4.5		9.0 8.0	8.5	
1-Sep-08	Sunny	Calm	13:33	Surface	1	26.7 26.7	26.7	7.2 7.3	7.3	28.4 28.4	28.4	97.3 96.9	97.1	7.0 6.9	7.0	6.6	4.0 4.1	4.1	3.5	5.0 5.0	5.0	7.0
				Middle	5.5	26.8 26.8	26.8	7.8 8.1	8.0	29.0 29.0	29.0	89.8 91.5	90.7	6.1 6.2	6.2		3.3 3.3	3.3		7.0 7.0	7.0	
				Bottom	10	26.9 26.9	26.9	7.7 6.9	7.3	29.0 29.0	29.0	96.6 96.8	96.7	6.6 6.6	6.6		3.3 3.1	3.2		9.0 9.0	9.0	

**Water Quality Monitoring Results at CE - Mid-Ebb Tide (with marine works and with silt curtain)**

Date	Weather Condition	Sea Condition**	Sampling Time	Depth (m)	Water Temperature (°C)		pH		Salinity ppt		DO Saturation (%)		Dissolved Oxygen (mg/L)			Turbidity(NTU)			Suspended Solids (mg/L)			
					Value	Average	Value	Average	Value	Average	Value	Average	Value	Average	DA*	Value	Average	DA*	Value	Average	DA*	
3-Sep-08	Sunny	Calm	14:00	Surface	1	27.9 27.9	27.9	7.7 7.5	7.6	26.9 26.9	26.9	98.7 106.2	102.5	7.7 7.8	7.8	8.1	4.4 4.4	4.4	3.5	5.0 5.0	5.0	5.0
				Middle	5.5	27.7 27.7	27.7	8.2 7.9	8.1	27.1 27.1	27.1	112.9 112.7	112.8	8.3 8.3	8.3		3.0 3.0	3.0		4.0 4.0	4.0	
				Bottom	10	27.7 27.7	27.7	7.3 7.3	7.3	27.1 27.1	27.1	112.3 112.3	112.3	8.3 8.3	8.3		2.9 3.0	3.0		6.0 6.0	6.0	
5-Sep-08	Rainy	Calm	16:01	Surface	1	27.4 27.6	27.5	7.8 6.9	7.4	28.4 28.3	28.4	99.1 99.5	99.3	6.8 6.9	6.9	7.2	3.1 3.2	3.2	3.9	19.0 19.0	19.0	20.3
				Middle	5.5	26.9 26.8	26.9	8.4 8.4	8.4	28.9 29.1	29.0	110.2 108.5	109.4	7.5 7.2	7.4		3.8 4.0	3.9		22.0 22.0	22.0	
				Bottom	10	26.3 26.2	26.3	7.1 8.0	7.6	29.5 29.5	29.5	90.8 90.1	90.5	6.8 6.6	6.7		4.8 4.6	4.7		20.0 20.0	20.0	
8-Sep-08	Sunny	Calm	08:34	Surface	1	27.5 27.8	27.7	8.2 7.4	7.8	28.7 28.4	28.6	99.3 111.8	105.6	6.9 8.1	7.5	8.0	3.2 3.5	3.4	4.1	9.0 9.0	9.0	10.8
				Middle	5.5	27.0 27.0	27.0	8.8 8.8	8.8	29.0 29.2	29.1	122.5 118.8	120.7	8.6 8.3	8.5		4.0 4.2	4.1		11.0 11.0	11.0	
				Bottom	10	26.5 26.4	26.5	7.5 8.4	8.0	29.7 29.6	29.7	91.1 90.3	90.7	6.3 6.2	6.3		4.9 4.7	4.8		13.0 12.0	12.5	
10-Sep-08	Sunny	Calm	08:34	Surface	1	27.7 27.8	27.8	8.1 7.2	7.7	28.7 28.6	28.7	99.3 111.7	105.5	7.1 8.0	7.6	8.1	3.3 3.4	3.4	4.2	11.0 11.0	11.0	13.0
				Middle	5.5	27.2 27.1	27.2	8.7 8.9	8.8	29.2 29.4	29.3	122.3 118.6	120.5	8.8 8.3	8.6		4.1 4.3	4.2		13.0 13.0	13.0	
				Bottom	10	26.6 26.5	26.6	7.5 8.3	7.9	29.8 29.6	29.7	80.9 80.3	80.6	6.1 5.9	6.0		4.9 4.9	4.9		15.0 15.0	15.0	
12-Sep-08	Sunny	Calm	11:06	Surface	1	27.4 27.4	27.4	7.8 7.0	7.4	28.5 28.5	28.5	110.1 108.8	109.5	7.4 7.3	7.4	6.9	3.3 3.3	3.3	4.1	32.0 32.0	32.0	30.7
				Middle	5.5	25.5 25.4	25.5	8.3 8.4	8.4	31.2 31.3	31.3	98.9 85.7	92.3	6.8 5.9	6.4		4.0 4.1	4.1		22.0 22.0	22.0	
				Bottom	10	25.3 25.3	25.3	7.2 8.0	7.6	31.5 31.5	31.5	71.2 71.4	71.3	4.9 4.9	4.9		4.9 4.8	4.9		38.0 38.0	38.0	
16-Sep-08	Sunny	Calm	13:29	Surface	1	27.2 27.4	27.3	7.7 6.8	7.3	28.2 28.2	28.2	98.8 111.2	105.0	6.9 7.8	7.3	7.7	2.9 2.9	2.9	3.7	13.0 13.0	13.0	13.7
				Middle	5.5	26.8 26.6	26.7	8.3 8.5	8.4	28.7 28.9	28.8	122.0 118.3	120.2	8.3 7.9	8.1		3.7 3.9	3.8		14.0 14.0	14.0	
				Bottom	10	26.0 25.9	26.0	7.1 8.0	7.6	29.4 29.3	29.4	91.7 91.4	91.6	6.2 6.1	6.2		4.5 4.3	4.4		14.0 14.0	14.0	
18-Sep-08	Sunny	Calm	14:46	Surface	1	28.0 28.0	28.0	8.2 7.4	7.8	30.2 30.2	30.2	103.4 101.9	102.7	6.8 6.7	6.8	6.5	3.2 3.4	3.3	4.1	13.0 13.0	13.0	12.3
				Middle	5.5	27.2 27.1	27.2	8.8 8.9	8.9	30.6 30.6	30.6	91.2 91.8	91.5	6.1 6.2	6.2		3.9 4.3	4.1		7.0 7.0	7.0	
				Bottom	10	26.9 27.0	27.0	7.6 8.5	8.1	30.7 30.7	30.7	87.7 87.0	87.4	6.1 6.0	6.1		4.9 4.7	4.8		17.0 17.0	17.0	
20-Sep-08	Sunny	Calm	15:24	Surface	1	28.0 28.0	28.0	9.0 8.1	8.6	30.1 30.2	30.2	97.8 97.9	97.9	6.8 6.8	6.8	6.7	4.3 4.9	4.6	4.2	7.0 7.0	7.0	10.7
				Middle	5.5	27.5 27.5	27.5	8.1 8.1	8.1	30.6 30.6	30.6	92.6 91.8	92.2	6.5 6.4	6.5		4.3 4.5	4.4		8.0 8.0	8.0	
				Bottom	10	27.1 27.1	27.1	8.4 8.1	8.3	30.9 30.8	30.9	86.2 87.3	86.8	6.0 6.1	6.1		3.7 3.5	3.6		17.0 17.0	17.0	
22-Sep-08	Sunny	Moderate	08:36	Surface	1	27.5 27.9	27.7	8.4 7.7	8.1	28.7 28.5	28.6	99.2 111.6	105.4	7.1 8.0	7.6	8.2	3.3 3.3	3.3	4.1	12.0 12.0	12.0	9.7
				Middle	5.5	27.0 27.1	27.1	9.0 9.0	9.0	29.2 29.2	29.2	122.3 118.6	120.5	8.8 8.5	8.7		4.1 4.2	4.2		8.0 8.0	8.0	
				Bottom	10	26.6 26.4	26.5	7.7 8.6	8.2	29.8 29.7	29.8	82.9 80.3	81.6	6.1 5.8	6.0		4.9 4.7	4.8		9.0 9.0	9.0	
26-Sep-08	Sunny	Calm	10:19	Surface	1	27.2 27.2	27.2	8.2 8.6	8.4	31.4 31.4	31.4	102.5 103.8	103.2	7.8 7.9	7.9	7.8	3.1 3.8	3.5	4.0	19.0 19.0	19.0	15.5
				Middle	5.5	27.1 27.1	27.1	8.9 8.5	8.7	31.5 31.5	31.5	101.1 100.7	100.9	7.7 7.7	7.7		4.1 4.4	4.3		12.0 13.0	12.5	
				Bottom	10	27.1 27.1	27.1	8.9 8.0	8.5	31.5 31.5	31.5	100.2 99.9	100.1	7.7 7.7	7.7		4.1 4.1	4.1		15.0 15.0	15.0	

**Water Quality Monitoring Results at CE - Mid-Ebb Tide (with marine works and with silt curtain)**

Date	Weather Condition	Sea Condition**	Sampling Time	Depth (m)	Water Temperature (°C)		pH		Salinity ppt		DO Saturation (%)		Dissolved Oxygen (mg/L)			Turbidity(NTU)			Suspended Solids (mg/L)			
					Value	Average	Value	Average	Value	Average	Value	Average	Value	Average	DA*	Value	Average	DA*	Value	Average	DA*	
29-Sep-08	Sunny	Calm	13:07	Surface	1	27.5 27.5	27.5	8.3 7.6	8.0	31.9 31.9	31.9	83.1 78.7	80.9	6.5 6.2	6.4	6.3	6.5 6.3	6.4	7.0	5.0 5.0	5.0	8.7
				Middle	5.5	27.4 27.3	27.4	8.9 8.9	8.9	32.2 32.3	32.3	78.2 78.7	78.5	6.2 6.2	6.2		6.0 5.8	5.9		8.0 8.0	8.0	
				Bottom	10	27.3 27.3	27.3	7.8 8.5	8.2	32.3 32.3	32.3	79.0 78.9	79.0	6.2 6.2	6.2		6.2	8.6 8.5		8.6	13.0 13.0	
2-Oct-08	Sunny	Calm	14:31	Surface	1	27.1 27.5	27.3	8.2 7.3	7.8	28.2 28.0	28.1	91.4 91.4	91.4	6.7 6.7	6.7	7.0	3.0 3.0	3.0	3.7	6.0 6.0	6.0	8.7
				Middle	5.5	26.8 26.6	26.7	8.8 8.9	8.9	28.8 29.0	28.9	102.0 98.4	100.2	7.2 7.1	7.2		3.5 3.9	3.7		11.0 11.0	11.0	
				Bottom	10	26.1 26.1	26.1	7.5 8.5	8.0	29.4 29.2	29.3	73.6 72.9	73.3	6.1 6.0	6.1		6.1	4.5 4.5		4.5	9.0 9.0	
4-Oct-08	Cloudy	Calm	15:26	Surface	1	27.2 27.5	27.4	8.3 7.4	7.9	28.3 28.0	28.2	91.4 91.4	91.4	6.7 6.7	6.7	7.0	2.9 2.9	2.9	3.7	8.0 8.0	8.0	9.0
				Middle	5.5	26.8 26.7	26.8	8.7 8.7	8.7	28.8 28.8	28.8	102.0 98.2	100.1	7.3 7.1	7.2		3.6 3.9	3.8		8.0 8.0	8.0	
				Bottom	10	26.2 25.9	26.1	7.6 8.5	8.1	29.3 29.3	29.3	80.5 79.8	80.2	6.5 6.3	6.4		6.4	4.5 4.3		4.4	11.0 11.0	
6-Oct-08	Cloudy	Calm	17:16	Surface	1	25.7 25.7	25.7	7.6 7.6	7.6	28.7 28.7	28.7	92.7 92.1	92.4	7.0 7.0	7.0	6.9	1.7 1.6	1.7	2.1	8.0 8.0	8.0	9.7
				Middle	5.5	24.8 24.8	24.8	8.2 8.3	8.3	30.8 30.9	30.9	88.6 88.0	88.3	6.8 6.7	6.8		1.8 1.9	1.9		8.0 8.0	8.0	
				Bottom	10	25.5 25.5	25.5	7.0 7.8	7.4	30.2 30.6	30.4	88.1 84.1	86.1	6.7 6.5	6.6		6.6	2.8 2.8		2.8	13.0 13.0	
8-Oct-08	Sunny	Calm	09:23	Surface	1	25.8 25.8	25.8	8.3 8.3	8.3	29.5 29.5	29.5	93.4 92.6	93.0	6.7 6.6	6.7	6.4	1.8 1.7	1.8	2.3	8.0 8.0	8.0	11.3
				Middle	6	25.3 25.2	25.3	8.5 8.6	8.6	30.5 30.4	30.5	87.3 86.4	86.9	6.0 6.1	6.1		2.1 2.1	2.1		10.0 10.0	10.0	
				Bottom	11	25.1 25.0	25.1	7.9 8.4	8.2	31.1 31.1	31.1	82.7 84.3	83.5	6.2 6.2	6.2		6.2	2.9 2.9		2.9	16.0 16.0	
10-Oct-08	Sunny	Calm	10:01	Surface	1	26.7 26.7	26.7	8.0 8.1	8.1	29.5 29.9	29.7	86.4 87.0	86.7	6.5 6.5	6.5	6.4	2.3 2.3	2.3	2.6	12.0 12.0	12.0	12.3
				Middle	5.5	26.5 26.5	26.5	8.7 8.6	8.7	29.9 30.2	30.1	82.6 82.4	82.5	6.3 6.3	6.3		2.6 2.5	2.6		10.0 10.0	10.0	
				Bottom	10	26.0 26.0	26.0	7.8 8.1	8.0	30.2 29.4	29.8	81.4 82.1	81.8	6.2 6.2	6.2		6.2	2.9 3.1		3.0	15.0 15.0	
13-Oct-08	Sunny	Calm	11:55	Surface	1	26.8 26.8	26.8	7.2 7.5	7.4	32.0 32.0	32.0	93.3 91.3	92.3	6.9 6.8	6.9	6.9	4.3 4.3	4.3	5.3	13.0 13.0	13.0	10.5
				Middle	5.5	26.8 26.8	26.8	7.9 7.3	7.6	31.7 31.8	31.8	90.8 90.8	90.8	6.8 6.8	6.8		5.8 5.8	5.8		5.0 6.0	5.5	
				Bottom	10	26.8 26.8	26.8	7.7 8.2	8.0	32.1 31.9	32.0	90.6 90.8	90.7	6.7 6.7	6.7		6.7	5.8 5.8		5.8	13.0 13.0	
15-Oct-08	Sunny	Calm	13:01	Surface	1	27.2 27.4	27.3	8.0 7.3	7.7	28.1 28.1	28.1	88.8 91.4	90.1	6.6 6.8	6.7	7.0	3.0 2.9	3.0	3.7	9.0 9.0	9.0	13.8
				Middle	5.5	26.6 26.6	26.6	8.8 8.7	8.8	28.6 29.0	28.8	102.1 98.2	100.2	7.2 7.1	7.2		3.5 3.7	3.6		12.0 11.0	11.5	
				Bottom	10	26.0 25.9	26.0	7.3 8.5	7.9	29.2 29.2	29.2	80.6 80.8	80.7	6.5 6.5	6.5		6.5	4.6 4.3		4.5	21.0 21.0	
17-Oct-08	Sunny	Calm	14:34	Surface	1	27.4 27.4	27.4	7.6 7.3	7.5	31.1 31.1	31.1	85.8 84.1	85.0	6.9 6.8	6.9	6.7	3.8 3.9	3.9	4.6	11.0 11.0	11.0	12.5
				Middle	5.5	27.0 27.0	27.0	8.1 7.9	8.0	31.1 31.2	31.2	78.5 76.8	77.7	6.4 6.3	6.4		4.6 4.8	4.7		14.0 14.0	14.0	
				Bottom	10	26.9 26.9	26.9	7.4 7.8	7.6	31.4 31.3	31.4	74.1 73.9	74.0	6.1 6.1	6.1		6.1	5.3 5.2		5.3	13.0 12.0	
20-Oct-08	Sunny	Calm	16:43	Surface	1	27.7 27.7	27.7	7.6 7.6	7.6	30.7 30.6	30.7	99.6 98.0	98.8	6.3 6.3	6.3	6.4	3.5 3.6	3.6	4.3	10.0 10.0	10.0	12.0
				Middle	5.5	27.1 27.0	27.1	8.0 7.9	8.0	30.9 30.9	30.9	89.8 87.3	88.6	6.4 6.4	6.4		4.3 4.4	4.4		14.0 14.0	14.0	
				Bottom	10	26.9 26.9	26.9	7.5 7.6	7.6	31.1 31.0	31.1	83.4 82.9	83.2	6.7 6.7	6.7		6.7	4.9 5.0		5.0	12.0 12.0	



**Water Quality Monitoring Results at CE - Mid-Ebb Tide (with marine works and with silt curtain)**

Date	Weather Condition	Sea Condition**	Sampling Time	Depth (m)	Water Temperature (°C)		pH		Salinity ppt		DO Saturation (%)		Dissolved Oxygen (mg/L)			Turbidity(NTU)			Suspended Solids (mg/L)			
					Value	Average	Value	Average	Value	Average	Value	Average	Value	Average	DA*	Value	Average	DA*	Value	Average	DA*	
22-Oct-08	Sunny	Calm	08:45	Surface	1	27.2 27.3	27.3	7.6 7.7	7.7	31.3 31.3	31.3	93.9 94.1	94.0	6.4 6.4	6.4	6.3	3.9 4.0	4.0	4.5	11.0 11.0	11.0	10.8
				Middle	5.5	26.9 26.9	26.9	7.7 7.7	7.7	31.3 31.3	31.3	88.8 89.9	89.4	6.2 6.2	6.2		4.6 4.7	4.7		12.0 12.0	12.0	
				Bottom	10	26.8 26.8	26.8	7.5 7.7	7.6	31.6 31.4	31.5	84.5 84.3	84.4	6.2 6.2	6.2		4.9 4.9	4.9		9.0 10.0	9.5	
24-Oct-08	Sunny	Calm	09:00	Surface	1	27.5 27.5	27.5	7.7 7.1	7.4	31.0 31.0	31.0	86.7 85.0	85.9	6.5 6.5	6.5	6.6	3.1 3.2	3.2	3.8	7.0 7.0	7.0	11.8
				Middle	5.5	27.0 27.0	27.0	8.3 8.3	8.3	31.1 31.1	31.1	78.8 76.9	77.9	6.5 6.6	6.6		3.9 3.8	3.9		12.0 12.0	12.0	
				Bottom	10	26.9 26.8	26.9	7.2 7.9	7.6	31.3 31.2	31.3	73.9 73.6	73.8	6.8 6.8	6.8		4.2 4.3	4.3		17.0 16.0	16.5	
27-Oct-08	Sunny	Calm	12:03	Surface	1	26.6 26.6	26.6	8.1 7.7	7.9	30.8 30.8	30.8	98.1 96.5	97.3	6.3 6.2	6.3	6.3	3.3 3.4	3.4	4.0	9.0 9.0	9.0	9.7
				Middle	5.5	26.0 26.0	26.0	8.7 8.7	8.7	31.0 31.0	31.0	89.3 87.1	88.2	6.3 6.3	6.3		4.1 4.1	4.1		12.0 12.0	12.0	
				Bottom	10	25.9 25.9	25.9	7.7 8.3	8.0	31.2 31.1	31.2	83.6 83.2	83.4	6.6 6.6	6.6		4.5 4.6	4.6		8.0 8.0	8.0	
29-Oct-08	Sunny	Calm	13:16	Surface	1	27.0 27.0	27.0	7.8 8.0	7.9	30.9 30.9	30.9	92.4 92.7	92.6	6.3 6.4	6.4	6.4	3.2 3.3	3.3	3.6	11.0 11.0	11.0	12.0
				Middle	5.5	26.5 26.5	26.5	7.8 7.8	7.8	31.0 31.0	31.0	84.0 82.0	83.0	6.3 6.3	6.3		3.6 3.7	3.7		12.0 12.0	12.0	
				Bottom	10	26.4 26.3	26.4	7.9 8.1	8.0	31.3 31.1	31.2	78.7 78.4	78.6	6.5 6.6	6.6		3.8 3.8	3.8		13.0 13.0	13.0	
31-Oct-08	Sunny	Calm	09:02	Surface	1	26.9 26.9	26.9	8.2 7.7	8.0	31.4 31.4	31.4	96.8 97.0	96.9	6.5 6.5	6.5	6.4	4.7 4.8	4.8	5.1	8.0 8.0	8.0	12.0
				Middle	5.5	26.6 26.6	26.6	8.3 8.3	8.3	31.7 31.7	31.7	88.9 88.7	88.8	6.2 6.1	6.2		5.0 5.1	5.1		12.0 12.0	12.0	
				Bottom	10	26.6 26.6	26.6	7.8 8.0	7.9	31.7 31.8	31.8	84.6 84.6	84.6	6.1 6.1	6.1		5.4 5.4	5.4		16.0 16.0	16.0	
3-Nov-08	Fine	Calm	16:18	Surface	1	26.6 26.7	26.7	7.5 7.8	7.7	31.5 31.6	31.6	88.1 87.0	87.6	6.3 6.3	6.3	6.4	3.4 3.5	3.5	3.9	12.0 12.0	12.0	11.5
				Middle	5.5	26.5 26.5	26.5	7.9 7.6	7.8	32.0 32.0	32.0	87.7 88.6	88.2	6.4 6.4	6.4		3.8 4.0	3.9		15.0 15.0	15.0	
				Bottom	10	25.9 26.0	26.0	7.8 8.2	8.0	31.7 31.8	31.8	92.2 91.7	92.0	6.7 6.7	6.7		4.4 4.4	4.4		7.0 8.0	7.5	
7-Nov-08	Fine	Calm	08:13	Surface	1	26.7 26.7	26.7	7.7 8.3	8.0	29.7 30.0	29.9	78.2 75.2	76.7	6.8 6.6	6.7	6.6	2.8 2.8	2.8	3.1	9.0 9.0	9.0	10.7
				Middle	5.5	26.5 26.5	26.5	7.9 8.1	8.0	30.0 30.4	30.2	74.7 70.7	72.7	6.5 6.2	6.4		3.1 3.0	3.1		12.0 12.0	12.0	
				Bottom	10	26.0 26.0	26.0	8.2 8.2	8.2	30.4 29.4	29.9	75.0 77.3	76.2	6.4 6.7	6.6		3.4 3.6	3.5		11.0 11.0	11.0	
10-Nov-08	Cloudy	Calm	10:16	Surface	1	25.7 25.7	25.7	7.4 7.3	7.4	30.8 31.0	30.9	80.7 78.2	79.5	6.5 6.3	6.4	6.3	2.4 2.3	2.4	2.8	12.0 12.0	12.0	11.7
				Middle	5.5	25.6 25.6	25.6	8.1 7.8	8.0	30.9 31.1	31.0	77.7 75.7	76.7	6.2 6.1	6.2		2.9 2.7	2.8		13.0 13.0	13.0	
				Bottom	10	25.4 25.4	25.4	7.5 8.0	7.8	31.3 30.6	31.0	75.3 79.0	77.2	6.1 6.3	6.2		3.2 3.2	3.2		10.0 10.0	10.0	
12-Nov-08	Fine	Calm	12:16	Surface	1	25.2 25.3	25.3	7.6 7.8	7.7	31.3 31.3	31.3	93.9 92.1	93.0	6.1 6.0	6.1	6.3	2.6 2.6	2.6	2.8	10.0 10.0	10.0	12.5
				Middle	6	24.9 24.9	24.9	7.9 7.9	7.9	31.3 31.3	31.3	95.8 95.5	95.7	6.5 6.5	6.5		2.8 2.8	2.8		16.0 15.0	15.5	
				Bottom	11	24.8 24.8	24.8	7.7 7.9	7.8	31.6 31.4	31.5	84.5 84.3	84.4	6.2 6.2	6.2		2.9 3.0	3.0		12.0 12.0	12.0	
14-Nov-08	Sunny	Calm	13:25	Surface	1	25.4 25.4	25.4	7.6 7.8	7.7	31.4 31.4	31.4	89.4 88.7	89.1	6.2 6.1	6.2	6.4	3.1 3.2	3.2	3.5	13.0 13.0	13.0	11.8
				Middle	6	25.1 25.1	25.1	8.1 7.8	8.0	31.5 31.5	31.5	90.6 90.4	90.5	6.5 6.5	6.5		3.4 3.5	3.5		11.0 10.0	10.5	
				Bottom	11	25.1 25.1	25.1	8.0 8.5	8.3	31.7 31.6	31.7	84.6 84.5	84.6	6.2 6.2	6.2		3.8 3.8	3.8		12.0 12.0	12.0	

**Water Quality Monitoring Results at CE - Mid-Ebb Tide (with marine works and with silt curtain)**

Date	Weather Condition	Sea Condition**	Sampling Time	Depth (m)	Water Temperature (°C)		pH		Salinity ppt		DO Saturation (%)		Dissolved Oxygen (mg/L)			Turbidity(NTU)			Suspended Solids (mg/L)			
					Value	Average	Value	Average	Value	Average	Value	Average	Value	Average	DA*	Value	Average	DA*	Value	Average	DA*	
17-Nov-08	Sunny	Calm	16:25	Surface	1	25.3 25.3	25.3	7.7 7.8	7.8	31.3 31.3	31.3	93.6 91.8	92.7	6.1 6.0	6.1	6.4	2.9 2.9	2.9	3.2	9.0 9.0	9.0	11.3
				Middle	6	25.0 25.0	25.0	7.6 8.0	7.8	31.4 31.4	31.4	95.7 95.9	95.8	6.7 6.7	6.7		3.1 3.2	3.2		13.0 13.0	13.0	
				Bottom	11	24.9 24.9	24.9	8.0 8.1	8.1	31.6 31.5	31.6	84.5 84.3	84.4	6.2 6.2	6.2		6.2	3.3 3.4		3.4	12.0 12.0	
19-Nov-08	Fine	Calm	17:50	Surface	1	25.3 25.3	25.3	7.7 7.6	7.7	30.5 30.5	30.5	86.8 84.8	85.8	6.4 6.4	6.4	6.4	3.3 3.3	3.3	4.3	12.0 12.0	12.0	11.8
				Middle	5.5	25.3 25.3	25.3	8.2 8.1	8.2	30.2 30.3	30.3	84.3 84.3	84.3	6.3 6.3	6.3		4.8 4.8	4.8		9.0 10.0	9.5	
				Bottom	10	25.3 25.3	25.3	7.6 8.1	7.9	30.6 30.4	30.5	84.1 84.3	84.2	6.2 6.2	6.2		6.2	4.8 4.8		4.8	14.0 14.0	
21-Nov-08	Sunny	Calm	08:33	Surface	1	26.2 26.4	26.3	7.5 6.8	7.2	28.2 28.0	28.1	88.9 91.3	90.1	6.0 6.1	6.1	6.4	2.9 3.1	3.0	3.8	13.0 13.0	13.0	12.5
				Middle	5.5	25.7 25.7	25.7	8.2 8.3	8.3	28.8 29.0	28.9	102.1 98.2	100.2	6.8 6.4	6.6		3.6 3.8	3.7		11.0 11.0	11.0	
				Bottom	10	25.2 25.0	25.1	7.0 7.7	7.4	29.2 29.4	29.3	70.6 70.0	70.3	6.1 6.0	6.1		6.1	4.7 4.5		4.6	14.0 13.0	
24-Nov-08	Sunny	Calm	11:25	Surface	1	25.1 25.1	25.1	7.8 7.5	7.7	31.2 31.2	31.2	96.0 94.2	95.1	6.2 6.2	6.2	6.4	3.1 3.2	3.2	3.6	8.0 8.0	8.0	12.5
				Middle	5.5	24.8 24.7	24.8	8.2 8.2	8.2	31.3 31.3	31.3	98.2 98.4	98.3	6.4 6.5	6.5		3.6 3.6	3.6		16.0 15.0	15.5	
				Bottom	10	24.7 24.6	24.7	7.7 8.2	8.0	31.5 31.4	31.5	95.2 95.4	95.3	6.3 6.3	6.3		6.3	4.0 4.0		4.0	14.0 14.0	
26-Nov-08	Sunny	Calm	12:06	Surface	1	23.7 23.7	23.7	8.0 7.7	7.9	28.7 28.7	28.7	92.7 92.1	92.4	7.0 7.0	7.0	6.9	1.7 1.6	1.7	2.3	16.0 16.0	16.0	14.8
				Middle	5.5	22.8 22.8	22.8	8.6 8.4	8.5	30.8 30.9	30.9	88.6 88.0	88.3	6.8 6.7	6.8		2.3 2.4	2.4		16.0 16.0	16.0	
				Bottom	10	23.5 23.5	23.5	7.8 8.5	8.2	30.2 30.6	30.4	88.1 84.1	86.1	6.7 6.5	6.6		6.6	2.8 2.9		2.9	12.0 13.0	
28-Nov-08	Sunny	Calm	13:01	Surface	1	22.9 22.9	22.9	7.7 6.6	7.2	33.9 33.9	33.9	90.0 90.1	90.1	6.4 6.4	6.4	6.4	2.2 2.3	2.3	2.4	13.0 13.0	13.0	13.3
				Middle	5.5	22.8 22.8	22.8	8.1 8.2	8.2	34.0 34.0	34.0	88.4 88.1	88.3	6.3 6.3	6.3		2.3 2.2	2.3		13.0 13.0	13.0	
				Bottom	10	22.8 22.8	22.8	6.8 7.7	7.3	34.0 34.0	34.0	86.2 86.2	86.2	6.1 6.1	6.1		6.1	2.7 2.7		2.7	14.0 14.0	
1-Dec-08	Sunny	Calm	13:56	Surface	1	22.5 22.5	22.5	7.6 7.1	7.4	34.1 34.1	34.1	100.0 99.5	99.8	7.1 7.1	7.1	7.1	1.5 1.5	1.5	2.0	7.0 7.0	7.0	7.8
				Middle	5.5	22.4 22.4	22.4	8.1 8.2	8.2	34.1 34.1	34.1	98.5 98.1	98.3	7.0 7.0	7.0		1.9 1.8	1.9		9.0 9.0	9.0	
				Bottom	10	22.3 22.3	22.3	7.1 7.8	7.5	34.1 34.1	34.1	97.5 97.2	97.4	7.0 6.9	7.0		7.0	2.6 2.6		2.6	7.0 8.0	
5-Dec-08	Fine	Moderate	18:20	Surface	1	23.0 23.0	23.0	8.2 7.8	8.0	30.9 30.9	30.9	97.4 95.7	96.6	6.2 6.2	6.2	6.3	2.7 2.8	2.8	3.1	16.0 14.0	15.0	12.5
				Middle	5.5	22.5 22.5	22.5	8.0 8.2	8.1	31.0 31.0	31.0	89.0 87.0	88.0	6.3 6.3	6.3		3.1 3.2	3.2		12.0 10.0	11.0	
				Bottom	10	22.4 22.3	22.4	7.7 8.0	7.9	31.3 31.1	31.2	83.7 83.4	83.6	6.5 6.6	6.6		6.6	3.3 3.3		3.3	12.0 11.0	
8-Dec-08	Sunny	Calm	10:04	Surface	1	23.8 23.8	23.8	7.6 7.6	7.6	30.6 30.7	30.7	93.0 90.6	91.8	6.5 6.4	6.5	6.4	3.7 3.8	3.8	4.1	5.0 5.0	5.0	5.8
				Middle	5.5	23.5 23.5	23.5	8.1 8.1	8.1	30.8 31.0	30.9	88.5 86.0	87.3	6.4 6.2	6.3		4.0 4.0	4.0		6.0 6.0	6.0	
				Bottom	10	23.3 23.3	23.3	7.4 7.8	7.6	31.1 30.6	30.9	84.8 88.4	86.6	6.3 6.5	6.4		6.4	4.4 4.5		4.5	7.0 6.0	
10-Dec-08	Sunny	Calm	11:02	Surface	1	23.0 23.0	23.0	7.4 7.4	7.4	30.9 31.0	31.0	98.4 96.3	97.4	6.8 6.7	6.8	6.8	3.1 3.2	3.2	3.4	8.0 8.0	8.0	7.7
				Middle	6	22.7 22.7	22.7	7.5 7.4	7.5	31.1 31.2	31.2	93.1 91.2	92.2	6.7 6.7	6.7		3.4 3.4	3.4		8.0 8.0	8.0	
				Bottom	11	22.5 22.5	22.5	7.5 7.7	7.6	31.3 31.0	31.2	89.6 91.3	90.5	6.7 6.9	6.8		6.8	3.6 3.7		3.7	7.0 7.0	

**Water Quality Monitoring Results at CE - Mid-Ebb Tide (with marine works and with silt curtain)**

Date	Weather Condition	Sea Condition**	Sampling Time	Depth (m)	Water Temperature (°C)		pH		Salinity ppt		DO Saturation (%)		Dissolved Oxygen (mg/L)			Turbidity(NTU)			Suspended Solids (mg/L)			
					Value	Average	Value	Average	Value	Average	Value	Average	Value	Average	DA*	Value	Average	DA*	Value	Average	DA*	
12-Dec-08	Sunny	Calm	12:57	Surface	1	23.2 23.2	23.2	8.1 8.0	8.1	30.6 30.5	30.6	99.2 97.6	98.4	6.3 6.3	6.3	6.4	3.4 3.5	3.5	4.2	11.0 11.0	11.0	12.2
				Middle	5.5	22.6 22.5	22.6	8.4 8.4	8.4	30.7 30.8	30.8	89.4 86.9	88.2	6.4 6.4	6.4		4.2 4.3	4.3		8.0 9.0	8.5	
				Bottom	10	22.4 22.4	22.4	8.0 8.4	8.2	31.0 30.9	31.0	83.0 82.5	82.8	6.7 6.7	6.7		4.8 4.9	4.9		17.0 17.0	17.0	
15-Dec-08	Sunny	Moderate	14:26	Surface	1	23.1 23.1	23.1	7.9 7.5	7.7	30.7 30.7	30.7	98.3 96.6	97.5	6.6 6.5	6.6	6.7	3.0 3.1	3.1	3.5	8.0 8.0	8.0	7.3
				Middle	5.5	22.5 22.5	22.5	8.3 8.2	8.3	30.9 30.9	30.9	89.2 86.9	88.1	6.6 6.7	6.7		3.4 3.5	3.5		6.0 6.0	6.0	
				Bottom	10	22.4 22.4	22.4	7.6 8.0	7.8	31.1 31.0	31.1	83.3 82.9	83.1	6.9 6.9	6.9		3.8 3.9	3.9		8.0 8.0	8.0	
17-Dec-08	Sunny	Calm	15:32	Surface	1	22.9 22.9	22.9	7.7 7.5	7.6	30.2 30.2	30.2	103.4 101.9	102.7	6.8 6.7	6.8	6.4	3.2 3.4	3.3	4.1	<2.5 <2.5	<2.5	3.2
				Middle	5.5	22.1 22.0	22.1	8.2 8.1	8.2	30.6 30.6	30.6	91.2 87.9	89.6	6.1 5.9	6.0		3.9 4.3	4.1		3.0 3.0	3.0	
				Bottom	10	21.8 21.9	21.9	7.6 8.1	7.9	30.7 30.7	30.7	87.7 87.0	87.4	6.1 6.0	6.1		4.3 4.7	4.8		4.0 4.0	4.0	
19-Dec-08	Cloudy	Calm	17:57	Surface	1	22.7 22.7	22.7	7.5 7.6	7.6	32.0 32.0	32.0	91.3 92.3	91.8	6.3 6.4	6.4	6.6	4.3 4.3	4.3	5.3	10.0 9.0	9.5	8.8
				Middle	5.5	22.7 22.7	22.7	8.4 8.3	8.4	31.7 31.8	31.8	94.3 95.8	95.1	6.7 6.8	6.8		5.8 5.8	5.8		8.0 8.0	8.0	
				Bottom	10	22.7 22.7	22.7	7.7 8.3	8.0	32.1 31.9	32.0	88.6 88.8	88.7	6.0 6.0	6.0		5.8 5.8	5.8		9.0 9.0	9.0	
22-Dec-08	Sunny	Calm	09:27	Surface	1	21.8 21.9	21.9	7.5 7.7	7.6	31.3 31.2	31.3	109.9 103.8	106.9	7.4 6.9	7.2	6.7	3.1 3.3	3.2	3.8	5.0 5.0	5.0	5.5
				Middle	6	21.7 21.7	21.7	8.1 7.5	7.8	31.5 31.5	31.5	90.3 89.6	90.0	6.1 6.0	6.1		3.8 3.9	3.9		5.0 6.0	5.5	
				Bottom	11	21.6 21.6	21.6	8.0 8.1	8.1	31.6 31.6	31.6	90.2 89.9	90.1	6.2 6.1	6.2		4.2 4.3	4.3		6.0 6.0	6.0	
24-Dec-08	Sunny	Calm	10:01	Surface	1	22.3 22.3	22.3	7.7 7.6	7.7	29.5 29.5	29.5	90.5 89.2	89.9	6.9 6.8	6.9	6.5	1.8 1.7	1.8	2.4	<2.5 3.0	2.8	3.6
				Middle	6	21.8 21.8	21.8	7.8 7.7	7.8	30.5 30.4	30.5	78.4 77.5	78.0	6.0 6.0	6.0		2.5 2.6	2.6		3.0 3.0	3.0	
				Bottom	11	21.4 21.4	21.4	7.7 8.0	7.9	31.1 31.1	31.1	75.1 75.7	75.4	6.0 6.1	6.1		2.8 2.9	2.9		5.0 5.0	5.0	
27-Dec-08	Sunny	Calm	13:07	Surface	1	22.2 22.2	22.2	7.2 7.7	7.5	29.5 29.5	29.5	96.5 96.0	96.3	7.0 7.0	7.0	6.7	2.3 2.3	2.3	2.6	12.0 12.0	12.0	13.2
				Middle	5.5	22.2 22.2	22.2	8.1 7.4	7.8	29.7 29.7	29.7	87.0 85.2	86.1	6.3 6.2	6.3		2.6 2.5	2.6		15.0 15.0	15.0	
				Bottom	10	22.1 22.1	22.1	8.0 8.1	8.1	29.9 29.9	29.9	82.4 82.0	82.2	6.2 6.1	6.2		2.9 3.1	3.0		12.0 13.0	12.5	
29-Dec-08	Cloudy	Moderate	14:36	Surface	1	19.6 19.6	19.6	8.2 8.0	8.1	34.2 34.3	34.3	98.8 97.5	98.2	7.4 7.3	7.4	7.6	3.4 3.0	3.2	3.7	8.0 8.0	8.0	8.8
				Middle	5.5	19.6 19.6	19.6	7.8 7.1	7.5	34.3 34.3	34.3	102.3 105.8	104.1	7.7 7.9	7.8		3.6 3.7	3.7		9.0 9.0	9.0	
				Bottom	10	19.6 19.6	19.6	7.4 7.0	7.2	34.3 34.3	34.3	105.6 102.6	104.1	7.9 7.7	7.8		4.1 4.4	4.3		10.0 9.0	9.5	
31-Dec-08	Cloudy	Calm	15:48	Surface	1	22.7 22.7	22.7	8.0 7.7	7.9	29.7 30.0	29.9	88.2 87.2	87.7	6.5 6.5	6.5	6.4	4.3 4.3	4.3	5.3	11.0 11.0	11.0	15.0
				Middle	5.5	22.7 22.7	22.7	8.3 8.3	8.3	30.0 30.4	30.2	84.7 81.8	83.3	6.2 6.1	6.2		5.8 5.8	5.8		17.0 17.0	17.0	
				Bottom	10	22.7 22.7	22.7	7.7 8.2	8.0	30.4 29.4	29.9	80.0 87.3	83.7	5.9 6.4	6.2		5.8 5.8	5.8		17.0 17.0	17.0	
2-Jan-09	Fine	Calm	16:25	Surface	1	21.7 21.8	21.8	7.7 7.8	7.8	31.2 31.1	31.2	109.8 103.7	106.8	7.3 6.8	7.1	6.8	3.0 3.2	3.1	3.7	8.0 8.0	8.0	11.5
				Middle	6	21.6 21.6	21.6	8.3 7.9	8.1	31.4 31.4	31.4	85.2 84.5	84.9	6.5 6.4	6.5		3.7 3.8	3.8		12.0 12.0	12.0	
				Bottom	11	21.5 21.5	21.5	7.9 8.1	8.0	31.5 31.5	31.5	82.1 81.8	82.0	6.3 6.2	6.3		4.1 4.2	4.2		14.0 15.0	14.5	

**Water Quality Monitoring Results at CE - Mid-Ebb Tide (with marine works and with silt curtain)**

Date	Weather Condition	Sea Condition**	Sampling Time	Depth (m)	Water Temperature (°C)		pH		Salinity ppt		DO Saturation (%)		Dissolved Oxygen (mg/L)			Turbidity(NTU)			Suspended Solids (mg/L)			
					Value	Average	Value	Average	Value	Average	Value	Average	Value	Average	DA*	Value	Average	DA*	Value	Average	DA*	
5-Jan-09	Sunny	Calm	17:24	Surface	1	21.7 21.8	21.8	7.5 7.8	7.7	31.4 31.3	31.4	109.7 103.6	106.7	7.2 6.8	7.0	6.7	1.6 1.8	1.7	2.3	13.0 13.0	13.0	8.8
				Middle	6	21.5 21.5	21.5	8.0 7.5	7.8	31.6 31.6	31.6	95.1 94.4	94.8	6.4 6.4	6.4		2.3 2.4	2.4		7.0 7.0	7.0	
				Bottom	11	21.5 21.4	21.5	7.9 8.1	8.0	31.7 31.7	31.7	92.0 91.7	91.9	6.2 6.2	6.2		2.7 2.8	2.8		6.0 7.0	6.5	
7-Jan-09	Sunny	Moderate	09:01	Surface	1	19.9 19.9	19.9	7.5 7.4	7.5	32.7 33.1	32.9	87.7 82.5	85.1	6.8 6.4	6.6	6.5	3.6 3.6	3.6	3.9	14.0 14.0	14.0	13.2
				Middle	5.5	19.7 19.7	19.7	7.9 7.7	7.8	33.1 33.4	33.3	81.5 81.3	81.4	6.4 6.4	6.4		3.9 3.8	3.9		12.0 12.0	12.0	
				Bottom	10	19.2 19.2	19.2	7.6 7.8	7.7	33.4 32.6	33.0	92.4 89.4	90.9	6.8 6.6	6.7		4.2 4.4	4.3		13.0 14.0	13.5	
9-Jan-09	Sunny	Moderate	10:45	Surface	1	19.9 19.9	19.9	8.0 7.9	8.0	30.9 30.9	30.9	93.3 91.6	92.5	6.5 6.4	6.5	6.4	4.0 4.1	4.1	4.8	11.0 11.0	11.0	12.2
				Middle	5.5	19.5 19.5	19.5	8.2 8.2	8.2	30.9 30.9	30.9	88.0 87.8	87.9	6.3 6.2	6.3		4.8 5.0	4.9		17.0 17.0	17.0	
				Bottom	10	19.4 19.4	19.4	7.8 8.2	8.0	31.2 31.0	31.1	85.6 85.4	85.5	6.2 6.1	6.2		5.5 5.4	5.5		8.0 9.0	8.5	
12-Jan-09	Sunny	Moderate	14:23	Surface	1	20.2 20.2	20.2	7.3 7.4	7.4	32.8 33.1	33.0	88.4 85.4	86.9	6.9 6.7	6.8	6.7	3.8 3.8	3.8	4.8	8.0 8.0	8.0	9.8
				Middle	6	20.2 20.2	20.2	7.7 7.4	7.6	33.1 33.5	33.3	84.9 80.9	82.9	6.6 6.3	6.5		5.3 5.3	5.3		11.0 11.0	11.0	
				Bottom	11	20.2 20.2	20.2	7.5 7.7	7.6	33.5 32.5	33.0	80.2 87.5	83.9	6.3 6.8	6.6		5.3 5.3	5.3		10.0 11.0	10.5	
14-Jan-09	Sunny	Moderate	15:43	Surface	1	16.3 16.4	16.4	9.1 8.8	9.0	34.1 34.1	34.1	98.6 97.2	97.9	7.1 7.2	7.2	7.4	3.3 2.7	3.0	3.5	12.0 12.0	12.0	11.5
				Middle	5.5	16.5 16.4	16.5	8.6 8.0	8.3	34.1 34.1	34.1	102.0 105.5	103.8	7.5 7.6	7.6		3.4 3.4	3.4		10.0 10.0	10.0	
				Bottom	10	16.5 16.5	16.5	8.1 7.7	7.9	34.1 34.2	34.2	105.5 102.5	104.0	7.6 7.6	7.6		4.0 4.3	4.2		13.0 12.0	12.5	
16-Jan-09	Sunny	Moderate	15:26	Surface	1	16.9 16.8	16.9	8.2 7.9	8.1	31.8 31.8	31.8	105.8 105.9	105.9	7.3 7.3	7.3	7.1	4.3 4.2	4.3	4.3	7.0 7.0	7.0	8.0
				Middle	5.5	16.8 16.8	16.8	7.7 8.1	7.9	33.4 33.4	33.4	100.6 99.8	100.2	6.9 6.9	6.9		4.0 3.9	4.0		7.0 7.0	7.0	
				Bottom	10	16.5 16.2	16.4	8.0 7.8	7.9	35.4 35.4	35.4	94.2 92.3	93.3	6.5 6.4	6.5		4.6 4.5	4.6		10.0 10.0	10.0	
19-Jan-09	Fine	Moderate	17:55	Surface	1	16.3 16.5	16.4	9.1 8.8	9.0	33.9 34.2	34.1	98.5 97.3	97.9	7.3 7.2	7.3	7.5	3.2 2.7	3.0	3.5	9.0 9.0	9.0	10.2
				Middle	5.5	16.3 16.5	16.4	8.6 7.9	8.3	34.0 34.1	34.1	102.1 105.7	103.9	7.6 7.6	7.6		3.5 3.4	3.5		12.0 12.0	12.0	
				Bottom	10	16.4 16.4	16.4	8.3 7.9	8.1	34.0 34.0	34.0	105.4 102.3	103.9	7.8 7.5	7.7		4.0 4.2	4.1		9.0 10.0	9.5	
29-Jan-09	Sunny	Calm	14:35	Surface	1	18.3 18.4	18.4	8.2 8.2	8.2	30.9 30.8	30.9	99.4 100.3	99.9	7.1 7.1	7.1	6.7	2.8 3.0	2.9	3.5	15.0 15.0	15.0	14.0
				Middle	6	18.2 18.2	18.2	8.3 8.1	8.2	31.2 31.1	31.2	91.8 91.1	91.5	6.3 6.2	6.3		3.5 3.6	3.6		13.0 13.0	13.0	
				Bottom	11	18.1 18.1	18.1	8.0 8.0	8.0	31.3 31.3	31.3	88.7 88.4	88.6	6.1 6.0	6.1		3.9 4.0	4.0		14.0 14.0	14.0	
31-Jan-09	Sunny	Calm	16:50	Surface	1	17.4 17.4	17.4	7.7 7.6	7.7	31.0 30.9	31.0	99.4 97.7	98.6	6.4 6.4	6.4	6.5	3.2 3.3	3.3	3.9	15.0 15.0	15.0	13.0
				Middle	5.5	16.9 16.9	16.9	8.2 8.1	8.2	31.0 31.1	31.1	91.5 89.6	90.6	6.4 6.5	6.5		4.0 3.9	4.0		9.0 9.0	9.0	
				Bottom	10	16.7 16.7	16.7	7.8 8.2	8.0	31.3 31.2	31.3	86.6 86.3	86.5	6.6 6.7	6.7		4.3 4.4	4.4		15.0 15.0	15.0	

Remarks: The reporting limit for laboratory analysis of suspended solids is 2.5 mg/L. For the results below the reporting limit, the SS level will be taken as 2.5 mg/L.

\* DA: Depth-Averaged

\*\* Calm: Small or no wave; Moderate: Between calm and rough; Rough: White capped or rougher



**Water Quality Monitoring Results at CF - Mid-Flood Tide (with marine works and with silt curtain)**

Date	Weather Condition	Sea Condition**	Sampling Time	Depth (m)		Water Temperature (°C)		pH		Salinity ppt		DO Saturation (%)		Dissolved Oxygen (mg/L)		Turbidity(NTU)			Suspended Solids (mg/L)						
						Value	Average	Value	Average	Value	Average	Value	Average	Value	Average	DA*	Value	Average	DA*	Value	Average	DA*			
2-Jul-08	Sunny	Calm	18:58	Surface	1	27.6 27.6	27.6	7.5 7.5	7.5	21.8 21.8	21.8	110.1 110.1	110.1	7.7 7.7	7.7	7.7	0.6 0.6	0.6	0.8	6.0 6.0	6.0	8.5			
				Middle	-	-	-	-	-	-	-	-	-	-	-		-	-		-	-		-	-	-
				Bottom	3	27.5 27.5	27.5	7.5 7.5	7.5	22.6 22.6	22.6	106.1 105.4	105.8	7.4 7.3	7.4		7.4	0.9 0.9		0.9	11.0 11.0		11.0		
4-Jul-08	Sunny	Calm	08:13	Surface	1	27.2 27.2	27.2	7.5 7.5	7.5	25.5 25.6	25.6	102.6 102.6	102.6	7.4 7.4	7.4	7.4	0.9 0.9	0.9	1.1	8.0 8.0	8.0	9.3			
				Middle	-	-	-	-	-	-	-	-	-	-	-		-	-		-	-		-	-	
				Bottom	3	26.8 26.8	26.8	7.4 7.4	7.4	26.2 26.3	26.3	103.8 102.7	103.3	7.5 7.4	7.5		7.5	1.2 1.3		1.3	11.0 10.0		10.5		
7-Jul-08	Sunny	Calm	09:46	Surface	1	27.0 26.9	27.0	7.5 7.6	7.6	22.4 22.5	22.5	99.1 99.0	99.1	7.0 7.0	7.0	7.0	1.4 1.4	1.4	1.9	8.0 9.0	8.5	8.8			
				Middle	-	-	-	-	-	-	-	-	-	-	-		-	-		-	-		-	-	
				Bottom	3	26.9 27.0	27.0	7.5 7.5	7.5	22.5 22.5	22.5	98.7 98.5	98.6	7.0 6.9	7.0		7.0	2.3 2.3		2.3	9.0 9.0		9.0		
9-Jul-08	Cloudy	Calm	11:10	Surface	1	26.2 26.2	26.2	7.5 7.5	7.5	25.4 25.4	25.4	94.8 94.8	94.8	6.9 6.9	6.9	6.9	2.4 2.4	2.4	2.1	5.0 4.0	4.5	5.0			
				Middle	-	-	-	-	-	-	-	-	-	-	-		-	-		-	-		-	-	
				Bottom	3	25.9 25.9	25.9	7.6 7.6	7.6	26.8 26.9	26.9	88.8 86.5	87.7	6.5 6.3	6.4		6.4	1.8 1.8		1.8	5.0 6.0		5.5		
11-Jul-08	Sunny	Calm	14:57	Surface	1	26.9 26.9	26.9	7.6 7.6	7.6	21.5 22.3	21.9	99.6 99.5	99.6	7.0 7.0	7.0	7.0	1.7 1.7	1.7	1.8	4.0 4.0	4.0	7.0			
				Middle	-	-	-	-	-	-	-	-	-	-	-		-	-		-	-		-	-	
				Bottom	3	26.6 26.5	26.6	7.6 7.6	7.6	25.0 25.0	25.0	98.5 98.6	98.6	6.9 6.9	6.9		6.9	1.9 1.9		1.9	10.0 10.0		10.0		
14-Jul-08	Sunny	Calm	18:54	Surface	1	26.4 26.1	26.3	7.5 7.6	7.6	23.1 23.3	23.2	108.0 106.2	107.1	7.7 7.5	7.6	7.6	2.8 2.8	2.8	3.1	3.0 4.0	3.5	4.8			
				Middle	-	-	-	-	-	-	-	-	-	-	-		-	-		-	-		-	-	
				Bottom	3	25.4 26.5	25.4	7.5 7.5	7.5	26.2 26.2	26.2	90.4 90.4	90.4	6.1 6.1	6.1		6.1	3.3 3.2		3.3	6.0 6.0		6.0		
16-Jul-08	Sunny	Calm	17:26	Surface	1	28.1 28.1	28.1	7.5 7.6	7.6	18.1 17.9	18.0	136.7 135.4	136.1	9.8 9.7	9.8	9.8	1.1 1.1	1.1	1.5	5.0 5.0	5.0	7.5			
				Middle	-	-	-	-	-	-	-	-	-	-	-		-	-		-	-		-	-	
				Bottom	4	27.5 27.5	27.5	7.6 7.6	7.6	19.7 18.9	19.3	116.1 118.0	117.1	8.3 8.5	8.4		8.4	1.8 1.8		1.8	10.0 10.0		10.0		
18-Jul-08	Sunny	Calm	18:09	Surface	1	27.3 27.3	27.3	7.6 7.6	7.6	20.6 20.6	20.6	138.8 138.8	138.8	9.6 9.6	9.6	9.6	1.1 1.2	1.2	1.7	8.0 8.0	8.0	8.0			
				Middle	-	-	-	-	-	-	-	-	-	-	-		-	-		-	-		-	-	
				Bottom	3	27.0 27.0	27.0	7.5 7.5	7.5	21.2 21.2	21.2	128.8 128.0	128.4	8.9 8.8	8.9		8.9	2.0 2.1		2.1	8.0 8.0		8.0		
21-Jul-08	Sunny	Calm	09:09	Surface	1	27.0 27.0	27.0	7.5 7.5	7.5	26.4 26.4	26.4	142.4 142.5	142.5	9.8 9.8	9.8	9.8	1.4 1.4	1.4	1.9	6.0 6.0	6.0	8.0			
				Middle	-	-	-	-	-	-	-	-	-	-	-		-	-		-	-		-	-	
				Bottom	3	26.9 26.9	26.9	7.5 7.5	7.5	26.7 26.6	26.7	137.4 137.0	137.2	9.5 9.4	9.5		9.5	2.3 2.3		2.3	10.0 10.0		10.0		
23-Jul-08	Sunny	Calm	09:17	Surface	1	28.6 28.6	28.6	8.0 8.0	8.0	23.5 23.5	23.5	108.2 107.0	107.6	8.5 8.4	8.5	8.5	1.8 1.8	1.8	1.8	14.0 14.0	14.0	16.0			
				Middle	-	-	-	-	-	-	-	-	-	-	-		-	-		-	-		-	-	
				Bottom	3	28.5 28.5	28.5	8.0 8.0	8.0	23.6 23.6	23.6	102.8 102.7	102.8	8.8 8.8	8.8		8.8	1.7 1.7		1.7	18.0 18.0		18.0		
25-Jul-08	Sunny	Calm	10:11	Surface	1	28.3 28.3	28.3	7.7 7.9	7.8	25.8 25.7	25.8	97.2 97.0	97.1	7.8 7.8	7.8	7.8	1.8 1.8	1.8	2.0	9.0 9.0	9.0	11.0			
				Middle	-	-	-	-	-	-	-	-	-	-	-		-	-		-	-		-	-	
				Bottom	3	28.3 28.3	28.3	8.2 8.2	8.2	25.8 25.9	25.9	87.8 89.4	88.6	7.2 7.3	7.3		7.3	2.0 2.1		2.1	13.0 13.0		13.0		
28-Jul-08	Sunny	Calm	16:38	Surface	1	26.9 26.9	26.9	8.8 9.1	9.0	29.4 29.5	29.5	107.6 107.7	107.7	8.7 8.7	8.7	8.7	0.5 0.5	0.5	0.7	5.0 5.0	5.0	6.5			
				Middle	-	-	-	-	-	-	-	-	-	-	-		-	-		-	-		-	-	
				Bottom	3	26.6 26.6	26.6	8.6 9.1	8.9	29.7 29.7	29.7	97.3 97.1	97.2	7.4 7.4	7.4		7.4	0.9 0.9		0.9	8.0 8.0		8.0		







**Water Quality Monitoring Results at CF - Mid-Flood Tide (with marine works and with silt curtain)**

Date	Weather Condition	Sea Condition**	Sampling Time	Depth (m)		Water Temperature (°C)		pH		Salinity ppt		DO Saturation (%)		Dissolved Oxygen (mg/L)			Turbidity(NTU)			Suspended Solids (mg/L)					
						Value	Average	Value	Average	Value	Average	Value	Average	Value	Average	DA*	Value	Average	DA*	Value	Average	DA*			
24-Sep-08	Fine	Moderate	17:00	Surface	1	26.4 26.4	26.4	8.7 9.0	8.9	30.8 30.8	30.8	118.9 116.8	117.9	8.1 7.9	8.0	8.0	3.5 3.5	3.5	3.6	18.0 18.0	18.0	19.5			
				Middle	-	-	-	-	-	-	-	-	-	-	-		-	-		-	-		-	-	-
				Bottom	3	26.4 26.4	26.4	8.0 8.7	8.4	31.1 31.1	31.1	112.8 111.4	112.1	7.6 7.5	7.6		3.7 3.5	3.6		3.7 3.5	3.6		21.0 21.0	21.0	
26-Sep-08	Fine	Calm	18:04	Surface	1	27.1 27.0	27.1	9.1 9.2	9.2	31.4 31.4	31.4	80.1 80.3	80.2	6.3 6.4	6.4	6.4	2.5 2.5	2.5	3.1	14.0 14.0	14.0	12.0			
				Middle	-	-	-	-	-	-	-	-	-	-	-		-	-		-	-		-	-	
				Bottom	3	27.0 27.0	27.0	7.8 8.8	8.3	31.5 31.5	31.5	77.7 77.7	77.7	6.3 6.3	6.3		3.7 3.7	3.7		3.7 3.7	3.7		10.0 10.0	10.0	
29-Sep-08	Fine	Calm	17:58	Surface	1	27.3 27.3	27.3	8.1 8.6	8.4	32.5 32.5	32.5	113.6 111.8	112.7	8.5 8.4	8.5	8.5	8.5 8.4	8.5	9.0	7.0 7.0	7.0	10.0			
				Middle	-	-	-	-	-	-	-	-	-	-	-		-	-		-	-		-	-	
				Bottom	3	27.3 27.3	27.3	9.0 8.4	8.7	32.5 32.5	32.5	109.0 108.0	108.5	8.2 8.1	8.2		9.4 9.4	9.4		9.4 9.4	9.4		13.0 13.0	13.0	
2-Oct-08	Sunny	Calm	08:10	Surface	1	27.7 27.6	27.7	7.9 8.4	8.2	27.3 27.4	27.4	125.8 125.7	125.8	8.9 8.9	8.9	8.9	2.3 2.2	2.3	2.8	8.0 8.0	8.0	11.5			
				Middle	-	-	-	-	-	-	-	-	-	-	-		-	-		-	-		-	-	
				Bottom	3	27.5 27.4	27.5	8.7 8.4	8.6	27.3 27.4	27.4	122.4 121.2	121.8	8.5 8.7	8.6		3.2 3.2	3.2		3.2 3.2	3.2		15.0 15.0	15.0	
4-Oct-08	Cloudy	Calm	09:35	Surface	1	27.5 27.8	27.7	7.9 8.3	8.1	27.3 27.4	27.4	115.6 115.6	115.6	8.0 7.9	8.0	8.0	2.2 2.2	2.2	2.7	9.0 10.0	9.5	10.3			
				Middle	-	-	-	-	-	-	-	-	-	-	-		-	-		-	-		-	-	
				Bottom	3	27.7 27.4	27.6	8.7 8.4	8.6	27.3 27.4	27.4	122.4 121.2	121.8	8.7 8.6	8.7		3.2 3.1	3.2		3.2 3.1	3.2		11.0 11.0	11.0	
6-Oct-08	Cloudy	Calm	08:15	Surface	1	26.0 26.0	26.0	7.4 7.7	7.6	29.6 29.2	29.4	84.4 84.3	84.4	6.5 6.4	6.5	6.5	1.8 1.9	1.9	2.2	7.0 6.0	6.5	9.8			
				Middle	-	-	-	-	-	-	-	-	-	-	-		-	-		-	-		-	-	
				Bottom	3	25.5 25.5	25.5	8.2 7.8	8.0	30.2 30.2	30.2	77.6 77.0	77.3	6.1 6.0	6.1		2.4 2.4	2.4		2.4 2.4	2.4		13.0 13.0	13.0	
10-Oct-08	Sunny	Calm	16:37	Surface	1	27.0 26.9	27.0	8.1 8.5	8.3	29.4 29.3	29.4	92.8 103.4	98.1	6.8 7.5	7.2	7.2	1.5 1.5	1.5	2.2	10.0 10.0	10.0	13.0			
				Middle	-	-	-	-	-	-	-	-	-	-	-		-	-		-	-		-	-	
				Bottom	3	26.3 26.3	26.3	8.3 8.3	8.3	30.4 30.4	30.4	81.7 81.8	81.8	6.1 6.1	6.1		2.8 2.8	2.8		2.8 2.8	2.8		16.0 16.0	16.0	
13-Oct-08	Sunny	Calm	18:11	Surface	1	26.7 26.8	26.8	7.6 8.0	7.8	31.1 31.2	31.2	105.3 104.0	104.7	7.8 7.7	7.8	7.8	3.0 2.8	2.9	3.1	10.0 9.0	9.5	10.8			
				Middle	-	-	-	-	-	-	-	-	-	-	-		-	-		-	-		-	-	
				Bottom	3	26.8 26.8	26.8	8.3 8.1	8.2	31.6 31.6	31.6	102.3 102.2	102.3	7.5 7.5	7.5		3.2 3.1	3.2		3.2 3.1	3.2		12.0 12.0	12.0	
15-Oct-08	Fine	Calm	18:03	Surface	1	27.5 27.8	27.7	7.7 8.4	8.1	27.2 27.4	27.3	105.8 105.7	105.8	7.0 6.8	6.9	6.9	2.4 2.2	2.3	3.1	11.0 10.0	10.5	11.8			
				Middle	-	-	-	-	-	-	-	-	-	-	-		-	-		-	-		-	-	
				Bottom	3	27.7 27.4	27.6	8.8 8.2	8.5	27.3 27.3	27.3	102.3 101.4	101.9	6.5 6.6	6.6		3.8 3.8	3.8		3.8 3.8	3.8		13.0 13.0	13.0	
17-Oct-08	Sunny	Calm	08:15	Surface	1	27.3 27.4	27.4	7.6 8.0	7.8	30.7 30.8	30.8	88.2 87.4	87.8	7.1 7.0	7.1	7.1	2.9 2.7	2.8	3.1	11.0 11.0	11.0	11.5			
				Middle	-	-	-	-	-	-	-	-	-	-	-		-	-		-	-		-	-	
				Bottom	3	27.3 27.3	27.3	8.1 8.0	8.1	31.0 31.0	31.0	86.2 86.1	86.2	6.9 6.9	6.9		3.3 3.4	3.4		3.3 3.4	3.4		12.0 12.0	12.0	
20-Oct-08	Sunny	Calm	11:38	Surface	1	27.6 27.6	27.6	7.8 8.0	7.9	30.6 30.6	30.6	97.2 96.6	96.9	6.6 6.6	6.6	6.6	2.9 2.9	2.9	3.2	9.0 10.0	9.5	10.3			
				Middle	-	-	-	-	-	-	-	-	-	-	-		-	-		-	-		-	-	
				Bottom	3	27.6 27.6	27.6	7.8 8.0	7.9	30.7 30.7	30.7	95.7 95.5	95.6	6.4 6.3	6.4		3.4 3.5	3.5		3.4 3.5	3.5		11.0 11.0	11.0	
24-Oct-08	Sunny	Calm	16:50	Surface	1	27.2 27.2	27.2	7.5 7.9	7.7	30.8 30.9	30.9	88.7 87.8	88.3	7.0 6.9	7.0	7.0	2.9 3.0	3.0	3.3	14.0 14.0	14.0	13.5			
				Middle	-	-	-	-	-	-	-	-	-	-	-		-	-		-	-		-	-	
				Bottom	3	27.2 27.2	27.2	8.1 7.9	8.0	31.2 31.2	31.2	86.5 86.3	86.4	6.8 6.7	6.8		3.5 3.6	3.6		3.5 3.6	3.6		13.0 13.0	13.0	







**Water Quality Monitoring Results at CF - Mid-Flood Tide (with marine works and with silt curtain)**

Date	Weather Condition	Sea Condition**	Sampling Time	Depth (m)		Water Temperature (°C)		pH		Salinity ppt		DO Saturation (%)		Dissolved Oxygen (mg/L)			Turbidity(NTU)			Suspended Solids (mg/L)					
						Value	Average	Value	Average	Value	Average	Value	Average	Value	Average	DA*	Value	Average	DA*	Value	Average	DA*			
19-Jan-09	Fine	Moderate	12:10	Surface	1	16.4 16.4	16.4	8.0 8.6	8.3	33.4 33.5	33.5	114.8 116.4	115.6	8.4 8.5	8.5	8.5	2.5 2.5	2.5	2.9	9.0 9.0	9.0	11.0			
				Middle	-	-	-	-	-	-	-	-	-	-	-		-	-		-	-		-	-	-
				Bottom	3	16.2 16.4	16.3	8.8 8.6	8.7	33.7 33.8	33.8	108.6 114.1	111.4	8.1 8.3	8.2		8.2	3.3 3.2		3.3	13.0 13.0		13.0		
21-Jan-09	Sunny	Moderate	09:39	Surface	1	20.5 20.6	20.6	7.8 7.7	7.8	33.6 33.6	33.6	95.0 94.2	94.6	6.3 6.3	6.3	6.3	2.2 2.3	2.3	2.7	3.0 3.0	3.0	3.0			
				Middle	-	-	-	-	-	-	-	-	-	-	-		-	-		-	-		-	-	-
				Bottom	3	20.2 20.2	20.2	7.7 7.8	7.8	33.5 33.5	33.5	89.9 90.0	90.0	6.4 6.4	6.4		6.4	2.9 3.0		3.0	3.0 3.0		3.0		
23-Jan-09	Sunny	Calm	10:15	Surface	1	21.4 21.5	21.5	7.8 7.7	7.8	34.0 34.2	34.1	99.1 98.0	98.6	6.7 6.6	6.7	6.7	1.9 1.8	1.9	2.3	3.0 3.0	3.0	4.0			
				Middle	-	-	-	-	-	-	-	-	-	-	-		-	-		-	-		-	-	-
				Bottom	3	21.4 21.4	21.4	7.7 7.8	7.8	34.5 34.4	34.5	96.6 96.4	96.5	6.5 6.5	6.5		6.5	2.6 2.6		2.6	5.0 5.0		5.0		
29-Jan-09	Fine	Calm	08:15	Surface	1	18.7 18.7	18.7	7.9 8.3	8.1	30.4 30.5	30.5	99.7 98.9	99.3	6.8 6.7	6.8	6.8	2.6 2.4	2.5	2.8	10.0 10.0	10.0	11.0			
				Middle	-	-	-	-	-	-	-	-	-	-	-		-	-		-	-		-	-	-
				Bottom	3	18.7 18.7	18.7	8.5 8.3	8.4	30.7 30.7	30.7	97.7 97.6	97.7	6.6 6.6	6.6		6.6	3.0 3.1		3.1	12.0 12.0		12.0		
31-Jan-09	Sunny	Calm	09:00	Surface	1	17.0 17.1	17.1	7.8 8.1	8.0	30.8 30.9	30.9	101.4 100.5	101.0	6.8 6.8	6.8	6.8	2.2 2.4	2.3	2.9	17.0 16.0	16.5	14.3			
				Middle	-	-	-	-	-	-	-	-	-	-	-		-	-		-	-		-	-	-
				Bottom	3	17.1 17.1	17.1	8.4 8.1	8.3	31.1 31.1	31.1	99.2 99.0	99.1	6.7 6.6	6.7		6.7	3.3 3.4		3.4	12.0 12.0		12.0		

Remarks: The reporting limit for laboratory analysis of suspended solids is 2.5 mg/L. For the results below the reporting limit, the SS level will be taken as 2.5 mg/L.  
 \* DA: Depth-Averaged  
 \*\* Calm: Small or no wave; Moderate: Between calm and rough; Rough : White capped or rougher

### Water Quality Monitoring Results at I1 - Mid-Ebb Tide (with marine works and with silt curtain)

Date	Weather Condition	Sea Condition**	Sampling Time	Depth (m)		Water Temperature (°C)		pH		Salinity ppt		DO Saturation (%)		Dissolved Oxygen (mg/L)			Turbidity(NTU)			Suspended Solids (mg/L)		
						Value	Average	Value	Average	Value	Average	Value	Average	Value	Average	DA*	Value	Average	DA*	Value	Average	DA*
3-Jun-08	Cloudy	Moderate	12:28	Surface	1	26.0 26.1	26.1	7.5 7.5	7.5	48.9 48.9	48.9	97.2 96.3	96.8	6.6 6.5	6.6	6.5	2.3 2.6	2.5	3.2	19.0 19.0	19.0	19.3
				Middle	4.5	26.1 26.1	26.1	7.5 7.5	7.5	48.9 48.9	48.9	92.8 92.6	92.7	6.3 6.3	6.3		3.1 3.4	3.3		17.0 17.0	17.0	
				Bottom	8	26.1 26.1	26.1	7.5 7.5	7.5	48.9 48.9	48.9	92.4 91.8	92.1	6.3 6.2	6.3		3.9 3.7	3.8		22.0 22.0	22.0	
5-Jun-08	Cloudy	Moderate	13:25	Surface	1	26.3 26.3	26.3	7.3 7.3	7.3	29.4 29.3	29.4	94.3 94.2	94.3	6.5 6.5	6.5	6.6	7.1 7.3	7.2	7.1	10.0 10.0	10.0	14.7
				Middle	4.5	26.3 26.3	26.3	7.3 7.3	7.3	29.5 29.6	29.6	94.3 94.4	94.4	6.7 6.7	6.7		7.3 7.2	7.3		16.0 16.0	16.0	
				Bottom	8	26.2 26.2	26.2	7.4 7.4	7.4	30.0 30.0	30.0	94.2 94.0	94.1	6.3 6.3	6.3		6.7 6.6	6.7		18.0 18.0	18.0	
7-Jun-08	Rainy	Rough	15:28	Surface	1	26.1 26.1	26.1	7.4 7.4	7.4	30.0 30.0	30.0	99.4 99.4	99.4	7.1 7.1	7.1	7.0	3.7 3.7	3.7	4.1	11.0 11.0	11.0	14.3
				Middle	4.5	26.1 26.1	26.1	7.5 7.5	7.5	30.2 30.3	30.3	95.7 95.6	95.7	6.9 6.8	6.9		3.7 3.8	3.8		18.0 18.0	18.0	
				Bottom	8	26.1 26.1	26.1	7.5 7.5	7.5	30.5 30.5	30.5	95.1 95.6	95.4	6.8 6.8	6.8		4.6 5.2	4.9		14.0 14.0	14.0	
10-Jun-08	Sunny	Calm	17:51	Surface	1	26.9 26.9	26.9	7.3 7.3	7.3	22.5 22.5	22.5	104.5 104.5	104.5	7.4 7.4	7.4	7.4	1.5 1.5	1.5	1.5	10.0 10.0	10.0	10.0
				Middle	4.5	26.9 26.9	26.9	7.3 7.3	7.3	22.5 22.5	22.5	104.7 104.6	104.7	7.4 7.4	7.4		1.5 1.5	1.5		9.0 10.0	9.5	
				Bottom	8	26.8 26.7	26.8	7.4 7.4	7.4	22.9 25.0	24.0	104.4 104.0	104.2	7.3 7.2	7.3		1.5 1.7	1.6		11.0 10.0	10.5	
12-Jun-08	Cloudy	Moderate	07:58	Surface	1	26.7 26.7	26.7	7.6 7.6	7.6	28.1 28.1	28.1	103.1 103.3	103.2	7.8 7.8	7.8	7.9	3.8 3.8	3.8	3.8	3.0 3.0	3.0	8.7
				Middle	4.5	26.8 26.8	26.8	7.6 7.6	7.6	28.1 28.1	28.1	108.5 108.3	108.4	7.9 8.0	8.0		3.4 3.4	3.4		10.0 10.0	10.0	
				Bottom	8	26.7 26.7	26.7	7.6 7.6	7.6	28.1 28.1	28.1	104.7 104.2	104.5	7.9 7.9	7.9		4.2 4.1	4.2		13.0 13.0	13.0	
14-Jun-08	Cloudy	Moderate	10:20	Surface	1	26.7 26.7	26.7	7.5 7.5	7.5	30.1 30.1	30.1	96.8 96.8	96.8	8.1 8.1	8.1	8.1	4.5 4.5	4.5	4.8	10.0 10.0	10.0	13.3
				Middle	4.5	26.6 26.6	26.6	7.6 7.6	7.6	30.2 30.2	30.2	96.5 96.2	96.4	8.0 8.0	8.0		5.2 5.1	5.2		13.0 13.0	13.0	
				Bottom	8	26.6 26.6	26.6	7.6 7.6	7.6	30.3 30.3	30.3	95.4 95.3	95.4	7.9 7.9	7.9		4.6 4.6	4.6		17.0 17.0	17.0	
16-Jun-08	Cloudy	Moderate	11:30	Surface	1	26.6 26.6	26.6	7.5 7.5	7.5	22.3 22.3	22.3	94.4 93.2	93.8	8.0 7.9	8.0	7.5	6.1 6.1	6.1	6.3	8.0 8.0	8.0	11.7
				Middle	4.5	25.7 25.6	25.7	7.5 7.5	7.5	32.0 32.0	32.0	84.3 80.6	82.5	7.1 6.8	7.0		6.3 6.3	6.3		12.0 12.0	12.0	
				Bottom	8	25.5 25.5	25.5	7.5 7.5	7.5	32.3 32.3	32.3	73.0 72.3	72.7	6.3 6.2	6.3		6.4 6.4	6.4		15.0 15.0	15.0	
18-Jun-08	Cloudy	Moderate	12:32	Surface	1	26.1 26.1	26.1	7.5 7.5	7.5	22.0 22.0	22.0	98.9 98.8	98.9	7.2 7.2	7.2	7.1	3.5 3.5	3.5	3.6	11.0 11.0	11.0	7.8
				Middle	5	26.2 26.2	26.2	7.5 7.5	7.5	22.1 22.1	22.1	93.8 93.1	93.5	6.9 6.8	6.9		3.5 3.5	3.5		9.0 9.0	9.0	
				Bottom	9	26.2 26.2	26.2	7.5 7.5	7.5	22.2 22.2	22.2	91.8 91.6	91.7	6.7 6.7	6.7		3.8 3.8	3.8		3.0 4.0	3.5	
20-Jun-08	Fine	Calm	13:42	Surface	1	26.2 26.2	26.2	7.4 7.4	7.4	30.3 30.3	30.3	84.3 84.2	84.3	6.6 6.6	6.6	6.6	2.6 2.1	2.4	2.5	9.0 9.0	9.0	11.0
				Middle	4.5	26.2 26.2	26.2	7.4 7.4	7.4	30.3 30.3	30.3	84.3 84.4	84.4	6.6 6.6	6.6		2.5 2.5	2.5		11.0 11.0	11.0	
				Bottom	8	26.3 26.3	26.3	7.4 7.4	7.4	30.4 30.6	30.5	84.2 84.0	84.1	6.6 6.5	6.6		2.6 2.5	2.6		13.0 13.0	13.0	
23-Jun-08	Fine	Calm	15:13	Surface	1	27.6 27.7	27.7	7.4 7.4	7.4	24.2 24.2	24.2	147.6 145.3	146.5	9.5 9.4	9.5	9.4	3.1 3.1	3.1	3.9	12.0 12.0	12.0	11.7
				Middle	4.5	27.1 27.1	27.1	7.5 7.5	7.5	25.6 25.7	25.7	143.8 140.0	141.9	9.4 9.2	9.3		4.0 4.0	4.0		12.0 12.0	12.0	
				Bottom	8	26.7 26.6	26.7	7.5 7.5	7.5	27.0 27.0	27.0	131.0 122.3	126.7	8.5 8.0	8.3		4.6 4.5	4.6		11.0 11.0	11.0	

### Water Quality Monitoring Results at I1 - Mid-Ebb Tide (with marine works and with silt curtain)

Date	Weather Condition	Sea Condition**	Sampling Time	Depth (m)		Water Temperature (°C)		pH		Salinity ppt		DO Saturation (%)		Dissolved Oxygen (mg/L)			Turbidity(NTU)			Suspended Solids (mg/L)		
						Value	Average	Value	Average	Value	Average	Value	Average	Value	Average	DA*	Value	Average	DA*	Value	Average	DA*
26-Jun-08	Rainy	Moderate	17:44	Surface	1	26.0 26.0	26.0	7.4 7.4	7.4	23.0 22.9	23.0	88.0 88.5	88.8	6.6 6.6	6.6	6.5	1.6 1.6	1.6	1.7	8.0 8.0	8.0	9.3
				Middle	5	26.0 26.0	26.0	7.4 7.4	7.4	23.4 23.4	23.4	86.4 86.2	86.3	6.4 6.4	6.4		1.7 1.7	1.7		9.0 9.0	9.0	
				Bottom	9	26.0 26.0	26.0	7.4 7.4	7.4	23.4 23.4	23.4	85.0 85.2	85.1	6.5 6.5	6.5		1.9 1.9	1.9		11.0 11.0	11.0	
28-Jun-08	Rainy	Calm	08:29	Surface	1	27.9 27.9	27.9	7.7 7.7	7.7	18.2 18.3	18.3	108.5 108.5	108.5	7.7 7.7	7.7	7.2	3.1 3.0	3.1	3.5	8.0 8.0	8.0	9.7
				Middle	4.5	26.7 26.7	26.7	7.7 7.7	7.7	20.7 20.7	20.7	92.7 91.6	92.2	6.6 6.5	6.6		3.3 3.3	3.3		10.0 10.0	10.0	
				Bottom	8	25.7 25.7	25.7	7.6 7.6	7.6	27.9 27.8	27.9	76.2 76.2	76.2	6.2 6.2	6.2		4.1 4.1	4.1		11.0 11.0	11.0	
30-Jun-08	Rainy	Calm	10:33	Surface	1	25.5 25.5	25.5	7.6 7.6	7.6	22.7 22.7	22.7	99.6 99.6	99.6	7.5 7.5	7.5	7.2	3.7 3.7	3.7	3.4	21.0 21.0	21.0	20.8
				Middle	4.5	25.5 25.5	25.5	7.6 7.6	7.6	23.0 23.1	23.1	92.5 90.9	91.7	6.9 6.8	6.9		3.1 3.1	3.1		23.0 24.0	23.5	
				Bottom	8	25.3 25.2	25.3	7.5 7.5	7.5	25.7 25.8	25.8	81.9 79.9	80.9	6.1 6.1	6.1		3.3 3.4	3.4		18.0 18.0	18.0	
2-Jul-08	Sunny	Calm	12:13	Surface	1	27.0 27.0	27.0	7.5 7.5	7.5	21.8 21.8	21.8	103.6 103.6	103.6	7.3 7.3	7.3	7.1	0.4 0.4	0.4	0.5	8.0 8.0	8.0	8.0
				Middle	4.5	26.7 26.7	26.7	7.5 7.5	7.5	22.9 22.9	22.9	97.6 97.6	97.6	6.9 6.9	6.9		0.5 0.5	0.5		8.0 8.0	8.0	
				Bottom	8	26.6 26.6	26.6	7.5 7.5	7.5	23.9 23.9	23.9	86.9 86.9	86.9	6.1 6.1	6.1		0.7 0.7	0.7		8.0 8.0	8.0	
4-Jul-08	Sunny	Calm	13:55	Surface	1	26.7 26.6	26.7	7.5 7.5	7.5	26.5 26.5	26.5	99.2 99.3	99.3	7.2 7.2	7.2	6.9	0.8 0.7	0.8	1.1	5.0 5.0	5.0	7.3
				Middle	4.5	26.1 26.1	26.1	7.5 7.5	7.5	27.9 27.9	27.9	89.9 88.8	89.4	6.5 6.5	6.5		0.9 0.9	0.9		8.0 8.0	8.0	
				Bottom	8	25.5 25.5	25.5	7.5 7.5	7.5	29.5 29.6	29.6	85.9 84.1	85.0	6.2 6.2	6.2		1.5 1.5	1.5		9.0 9.0	9.0	
7-Jul-08	Sunny	Calm	15:52	Surface	1	26.8 26.8	26.8	7.5 7.5	7.5	22.6 22.6	22.6	100.8 100.8	100.8	7.1 7.1	7.1	7.1	1.5 1.5	1.5	1.5	5.0 6.0	5.5	6.5
				Middle	4.5	26.8 26.8	26.8	7.6 7.6	7.6	22.6 22.6	22.6	101.3 101.1	101.2	7.1 7.1	7.1		1.5 1.5	1.5		6.0 6.0	6.0	
				Bottom	8	26.8 26.8	26.8	7.5 7.5	7.5	22.6 24.6	23.6	100.7 100.4	100.6	7.1 7.0	7.1		1.5 1.6	1.6		8.0 8.0	8.0	
9-Jul-08	Cloudy	Calm	16:28	Surface	1	25.9 25.9	25.9	7.5 7.5	7.5	25.6 25.6	25.6	85.2 84.7	85.0	6.3 6.3	6.3	6.3	1.1 1.1	1.1	2.2	4.0 4.0	4.0	3.3
				Middle	4.5	25.9 25.9	25.9	7.5 7.5	7.5	26.0 26.0	26.0	84.6 84.7	84.7	6.2 6.3	6.3		1.5 1.6	1.6		3.0 3.0	3.0	
				Bottom	8	24.8 24.8	24.8	7.5 7.5	7.5	30.5 30.5	30.5	82.9 82.9	82.9	6.1 6.1	6.1		3.9 4.0	4.0		3.0 3.0	3.0	
11-Jul-08	Cloudy	Calm	08:17	Surface	1	27.1 27.1	27.1	7.6 7.6	7.6	21.6 21.6	21.6	103.5 103.7	103.6	7.3 7.3	7.3	7.3	2.0 1.9	2.0	1.9	7.0 6.0	6.5	6.8
				Middle	4.5	27.1 27.1	27.1	7.6 7.6	7.6	22.3 22.3	22.3	102.7 101.8	102.3	7.2 7.1	7.2		1.9 1.9	1.9		8.0 8.0	8.0	
				Bottom	8	27.1 27.1	27.1	7.5 7.5	7.5	22.5 22.6	22.6	100.9 100.4	100.7	7.1 7.0	7.1		1.9 1.9	1.9		6.0 6.0	6.0	
14-Jul-08	Sunny	Calm	10:10	Surface	1	26.7 26.6	26.7	7.5 7.5	7.5	20.9 21.0	21.0	112.9 112.7	112.8	8.1 8.1	8.1	7.1	2.3 2.1	2.2	3.1	6.0 6.0	6.0	4.3
				Middle	4.5	25.5 25.5	25.5	7.5 7.5	7.5	24.7 24.7	24.7	85.6 85.7	85.7	6.1 6.1	6.1		2.5 2.2	2.4		3.0 3.0	3.0	
				Bottom	8	25.1 25.1	25.1	7.5 7.5	7.5	29.1 29.1	29.1	82.2 82.2	82.2	6.1 6.1	6.1		4.5 4.7	4.6		4.0 4.0	4.0	
16-Jul-08	Cloudy	Calm	11:40	Surface	1	28.1 28.1	28.1	7.5 7.5	7.5	17.5 17.5	17.5	120.8 121.0	120.9	8.7 8.7	8.7	8.1	1.0 1.1	1.1	1.1	8.0 8.0	8.0	8.8
				Middle	5	26.3 26.3	26.3	7.5 7.5	7.5	25.5 24.1	24.8	105.3 105.8	105.6	7.4 7.5	7.5		0.9 0.8	0.9		9.0 9.0	9.0	
				Bottom	9	24.7 24.7	24.7	7.5 7.5	7.5	32.4 32.4	32.4	86.2 85.4	85.8	6.1 6.2	6.2		1.3 1.3	1.3		10.0 9.0	9.5	

### Water Quality Monitoring Results at I1 - Mid-Ebb Tide (with marine works and with silt curtain)

Date	Weather Condition	Sea Condition**	Sampling Time	Depth (m)		Water Temperature (°C)		pH		Salinity ppt		DO Saturation (%)		Dissolved Oxygen (mg/L)		Turbidity(NTU)			Suspended Solids (mg/L)			
						Value	Average	Value	Average	Value	Average	Value	Average	Value	Average	DA*	Value	Average	DA*	Value	Average	DA*
18-Jul-08	Sunny	Calm	12:13	Surface	1	27.7 27.7	27.7	7.6 7.6	7.6	22.3 22.3	22.3	146.6 147.7	147.2	10.2 10.3	10.3	9.7	1.1 1.1	1.1	1.0	8.0 8.0	8.0	7.7
				Middle	4.5	27.1 27.1	27.1	7.6 7.6	7.6	23.3 23.4	23.4	132.5 129.6	131.1	9.2 9.0	9.1		1.0 1.0	1.0		8.0 8.0	8.0	
				Bottom	8	25.7 25.7	25.7	7.5 7.5	7.5	27.3 27.3	27.3	95.9 94.2	95.1	6.3 6.2	6.3		0.9 1.0	1.0		7.0 7.0	7.0	
21-Jul-08	Sunny	Calm	14:27	Surface	1	27.3 27.3	27.3	7.5 7.5	7.5	25.9 25.9	25.9	140.9 141.2	141.1	9.7 9.7	9.7	9.9	1.5 1.5	1.5	1.5	7.0 7.0	7.0	7.3
				Middle	4.5	27.1 27.1	27.1	7.5 7.5	7.5	26.3 26.3	26.3	145.2 145.3	145.3	10.0 10.0	10.0		1.5 1.5	1.5		7.0 7.0	7.0	
				Bottom	8	25.5 25.5	25.5	7.5 7.5	7.5	29.6 29.6	29.6	94.1 94.0	94.1	6.5 6.5	6.5		1.5 1.6	1.6		8.0 8.0	8.0	
23-Jul-08	Sunny	Calm	15:46	Surface	1	28.2 27.7	28.0	7.8 7.8	7.8	23.6 24.1	23.9	82.9 82.9	82.9	6.4 6.4	6.4	6.9	1.1 1.0	1.1	1.1	16.0 16.0	16.0	15.2
				Middle	4.5	27.0 26.9	27.0	8.2 8.2	8.2	24.8 24.8	24.8	99.5 99.6	99.6	7.4 7.4	7.4		1.0 1.1	1.1		19.0 18.0	18.5	
				Bottom	8	25.2 25.1	25.2	8.1 8.1	8.1	30.6 30.8	30.7	84.7 84.7	84.7	6.3 6.3	6.3		1.0 0.9	1.0		11.0 11.0	11.0	
25-Jul-08	Sunny	Calm	15:32	Surface	1	28.5 28.5	28.5	8.2 7.9	8.1	26.3 26.2	26.3	108.4 108.4	108.4	8.5 8.5	8.5	8.5	1.4 1.4	1.4	1.5	4.0 4.0	4.0	4.2
				Middle	4	28.2 28.2	28.2	7.3 7.3	7.3	26.7 26.8	26.8	107.5 106.8	107.2	8.5 8.4	8.5		1.7 1.6	1.7		5.0 5.0	5.0	
				Bottom	7	24.9 25.0	25.0	7.0 7.4	7.2	31.5 31.5	31.5	70.2 70.1	70.2	6.1 6.1	6.1		1.3 1.3	1.3		3.0 4.0	3.5	
28-Jul-08	Sunny	Calm	08:54	Surface	1	25.6 25.6	25.6	8.7 8.0	8.4	30.9 30.9	30.9	104.6 104.1	104.4	8.2 8.2	8.2	8.2	0.7 0.7	0.7	0.6	8.0 8.0	8.0	8.3
				Middle	4.5	24.5 24.2	24.4	8.4 8.7	8.6	32.5 32.9	32.7	120.8 112.7	116.8	8.4 7.8	8.1		0.5 0.5	0.5		6.0 6.0	6.0	
				Bottom	8	23.7 23.6	23.7	8.4 8.2	8.3	33.5 33.7	33.6	89.1 89.6	89.4	6.5 6.6	6.6		0.7 0.7	0.7		11.0 11.0	11.0	
30-Jul-08	Sunny	Calm	10:07	Surface	1	25.2 25.2	25.2	8.1 8.0	8.1	31.4 31.4	31.4	96.6 96.2	96.4	6.6 6.6	6.6	6.6	0.4 0.4	0.4	0.4	7.0 7.0	7.0	8.5
				Middle	4.5	24.9 24.9	24.9	8.1 8.1	8.1	30.6 30.6	30.6	93.8 93.6	93.7	6.5 6.5	6.5		0.2 0.2	0.2		8.0 8.0	8.0	
				Bottom	8	24.9 24.9	24.9	7.9 7.9	7.9	31.0 30.9	31.0	92.6 92.4	92.5	6.4 6.4	6.4		0.7 0.7	0.7		11.0 10.0	10.5	
1-Aug-08	Sunny	Calm	12:29	Surface	1	25.5 25.5	25.5	7.4 7.4	7.4	29.6 29.6	29.6	104.1 104.1	104.1	7.2 7.2	7.2	7.2	0.6 0.6	0.6	0.8	6.0 6.0	6.0	6.5
				Middle	4.5	25.3 25.3	25.3	7.6 7.6	7.6	30.1 30.0	30.1	101.8 101.6	101.7	7.1 7.1	7.1		0.7 0.7	0.7		7.0 7.0	7.0	
				Bottom	8	25.0 25.0	25.0	7.3 7.3	7.3	30.7 30.6	30.7	100.8 100.6	100.7	7.0 7.0	7.0		1.1 0.9	1.0		6.0 6.0	6.5	
4-Aug-08	Fine	Calm	14:27	Surface	1	25.3 25.3	25.3	7.2 7.1	7.2	29.3 29.3	29.3	88.5 86.0	87.3	7.2 7.0	7.1	6.9	1.8 1.7	1.8	1.5	5.0 5.0	5.0	5.7
				Middle	4.5	24.8 24.8	24.8	7.1 7.7	7.4	30.7 30.8	30.8	81.7 81.6	81.7	6.7 6.7	6.7		1.3 1.2	1.3		5.0 5.0	5.0	
				Bottom	8	24.1 24.0	24.1	7.4 7.8	7.6	32.1 32.2	32.2	76.0 74.7	75.4	6.3 6.2	6.3		1.5 1.5	1.5		7.0 7.0	7.0	
7-Aug-08	Cloudy	Calm	16:32	Surface	1	24.9 24.9	24.9	7.7 8.2	8.0	31.7 31.7	31.7	97.2 96.8	97.0	7.0 7.0	7.0	7.0	1.3 1.5	1.4	2.4	6.0 6.0	6.0	7.8
				Middle	4.5	24.8 24.8	24.8	7.5 7.9	7.7	31.8 31.8	31.8	96.2 96.0	96.1	7.0 7.0	7.0		2.0 2.3	2.2		8.0 7.0	7.5	
				Bottom	8	24.8 24.8	24.8	8.2 8.1	8.2	31.9 31.9	31.9	95.0 95.0	95.0	6.9 6.9	6.9		3.6 3.6	3.6		10.0 10.0	10.0	
9-Aug-08	Sunny	Calm	17:13	Surface	1	26.7 26.7	26.7	7.8 7.8	7.8	31.3 31.3	31.3	91.7 89.1	90.4	6.7 6.5	6.6	6.4	1.0 0.9	1.0	1.7	5.0 5.0	5.0	4.3
				Middle	4.5	26.0 26.0	26.0	8.3 8.3	8.3	31.4 31.4	31.4	84.3 84.0	84.2	6.2 6.2	6.2		1.8 1.8	1.8		3.0 3.0	3.0	
				Bottom	8	26.0 25.9	26.0	8.0 8.0	8.0	31.4 31.4	31.4	83.7 83.7	83.7	6.2 6.2	6.2		2.1 2.3	2.2		5.0 5.0	5.0	



### Water Quality Monitoring Results at I1 - Mid-Ebb Tide (with marine works and with silt curtain)

Date	Weather Condition	Sea Condition**	Sampling Time	Depth (m)		Water Temperature (°C)		pH		Salinity ppt		DO Saturation (%)		Dissolved Oxygen (mg/L)			Turbidity(NTU)			Suspended Solids (mg/L)		
						Value	Average	Value	Average	Value	Average	Value	Average	Value	Average	DA*	Value	Average	DA*	Value	Average	DA*
11-Aug-08	Rainy	Calm	09:34	Surface	1	26.2	26.2	8.1	8.4	30.1	30.1	99.4	96.3	7.3	7.1	6.8	1.2	1.2	1.1	5.0	5.0	5.0
				Middle	4.5	26.2	26.2	8.6	8.4	30.2	30.3	88.0	88.0	6.5	6.5		1.1	1.1		4.0	4.0	
				Bottom	8	26.5	26.5	8.1	8.2	31.1	31.2	86.6	86.3	6.4	6.4		1.1	1.1		6.0	6.0	
13-Aug-08	Sunny	Calm	10:43	Surface	1	27.1	27.1	8.4	8.4	29.8	29.8	104.3	103.7	7.2	7.2	7.0	1.2	1.2	1.9	3.0	3.0	4.3
				Middle	4.5	26.8	26.8	8.7	8.6	30.6	30.7	97.5	96.6	6.7	6.7		2.1	2.2		5.0	5.0	
				Bottom	8	26.6	26.6	8.2	8.2	31.3	31.3	91.3	90.0	6.3	6.3		2.4	2.4		5.0	5.0	
15-Aug-08	Sunny	Calm	11:21	Surface	1	27.4	27.4	8.8	8.8	26.4	26.4	108.2	108.3	7.4	7.4	7.4	0.7	0.8	0.7	3.0	3.0	4.0
				Middle	4.5	27.3	27.3	8.6	8.6	26.4	26.4	107.6	106.8	7.4	7.3		0.7	0.7		4.0	4.0	
				Bottom	8	27.0	27.0	8.8	8.6	27.8	27.9	89.3	88.5	6.1	6.1		0.7	0.7		5.0	5.0	
18-Aug-08	Sunny	Calm	13:42	Surface	1	28.2	28.2	8.6	8.4	26.3	26.4	94.3	96.9	6.8	7.0	7.3	1.5	1.5	1.6	8.0	8.0	5.5
				Middle	4.5	27.7	27.7	8.2	8.0	26.9	26.9	105.6	103.9	7.6	7.6		1.7	1.7		4.0	4.5	
				Bottom	8	26.8	26.8	8.5	8.4	28.6	28.7	82.6	82.6	6.1	6.1		1.5	1.5		4.0	4.0	
20-Aug-08	Sunny	Calm	14:51	Surface	1	27.5	27.5	8.5	8.3	27.7	27.7	93.8	94.0	6.9	6.9	7.0	2.0	2.1	2.0	6.0	6.0	4.7
				Middle	4.5	27.5	27.5	8.8	8.7	27.7	27.7	102.2	103.2	7.1	7.1		1.9	1.9		4.0	4.0	
				Bottom	8	27.1	27.1	8.8	8.8	28.4	28.4	85.8	85.8	6.5	6.5		1.9	1.9		4.0	4.0	
23-Aug-08	Sunny	Moderate	15:53	Surface	1	25.1	25.1	8.0	8.0	28.5	28.5	99.7	99.5	7.8	7.8	7.7	1.7	1.7	2.1	6.0	6.0	6.5
				Middle	4.5	24.8	24.8	8.0	8.0	29.3	29.4	96.0	94.7	7.6	7.6		2.2	2.2		7.0	6.5	
				Bottom	8	24.6	24.6	7.9	7.8	30.7	30.8	83.8	82.7	6.7	6.7		2.3	2.3		7.0	7.0	
25-Aug-08	Sunny	Calm	08:31	Surface	1	26.5	26.5	8.0	8.4	28.2	28.2	107.0	106.8	7.9	7.9	7.8	2.1	2.1	2.1	9.0	9.0	9.7
				Middle	4.5	26.1	26.1	8.4	8.1	28.5	28.5	101.4	101.5	7.6	7.6		2.0	2.0		10.0	10.0	
				Bottom	8	25.9	25.7	7.8	7.7	28.9	29.2	100.8	95.5	7.6	7.4		1.9	2.1		10.0	10.0	
27-Aug-08	Sunny	Calm	09:33	Surface	1	27.4	27.4	7.9	7.9	30.2	30.2	94.1	93.2	6.6	6.6	6.4	4.5	4.6	4.4	7.0	7.0	7.5
				Middle	4.5	27.4	27.4	7.8	7.9	30.3	30.3	88.5	88.3	6.2	6.2		4.4	4.3		7.0	7.0	
				Bottom	8	27.1	27.1	7.9	7.9	30.5	30.5	88.2	88.0	6.2	6.2		4.2	4.3		8.0	8.5	
29-Aug-08	Sunny	Calm	11:35	Surface	1	27.6	27.6	7.7	8.0	27.4	27.4	121.1	123.9	8.6	8.8	8.2	2.3	2.3	2.6	7.0	7.0	5.5
				Middle	4.5	26.8	26.8	7.5	7.7	27.9	27.9	105.4	102.5	7.7	7.6		2.4	2.4		5.0	5.0	
				Bottom	8	26.4	26.3	8.2	8.2	28.7	29.0	95.0	88.0	7.0	6.8		2.9	3.1		4.0	4.5	
1-Sep-08	Sunny	Calm	13:51	Surface	1	27.1	27.1	8.3	8.1	28.6	28.7	100.0	100.2	6.8	6.8	6.8	2.7	2.7	2.8	6.0	5.5	5.7
				Middle	4.5	26.9	26.9	7.9	7.7	28.8	28.8	97.9	98.0	6.7	6.7		2.7	2.8		6.0	6.0	
				Bottom	8	26.6	26.6	8.2	8.1	29.0	29.0	97.0	97.0	6.6	6.6		2.9	2.9		5.0	5.5	

### Water Quality Monitoring Results at I1 - Mid-Ebb Tide (with marine works and with silt curtain)

Date	Weather Condition	Sea Condition**	Sampling Time	Depth (m)		Water Temperature (°C)		pH		Salinity ppt		DO Saturation (%)		Dissolved Oxygen (mg/L)			Turbidity(NTU)			Suspended Solids (mg/L)		
						Value	Average	Value	Average	Value	Average	Value	Average	Value	Average	DA*	Value	Average	DA*	Value	Average	DA*
3-Sep-08	Sunny	Calm	13:43	Surface	1	28.2 28.1	28.2	8.1 7.7	7.9	26.3 26.4	26.4	102.3 107.5	104.9	7.6 7.9	7.8	8.1	5.5 4.6	5.1	3.8	5.0 5.0	5.0	4.0
				Middle	4.5	27.7 27.6	27.7	7.7 7.3	7.5	26.9 26.9	26.9	113.6 111.9	112.8	8.4 8.3	8.4		3.2 3.1	3.2		4.0 4.0	4.0	
				Bottom	8	26.8 26.7	26.8	8.0 7.7	7.9	28.6 28.7	28.7	90.6 88.4	89.5	6.9 6.7	6.8		3.0 3.0	3.0		3.0 3.0	3.0	
5-Sep-08	Rainy	Calm	15:47	Surface	1	27.7 27.7	27.7	7.4 8.0	7.7	27.6 27.6	27.6	103.4 108.7	106.1	7.1 7.5	7.3	6.8	2.4 2.4	2.4	2.8	11.0 12.0	11.5	19.2
				Middle	4.5	26.9 27.1	27.0	7.3 7.5	7.4	28.0 28.0	28.0	95.6 94.8	95.2	6.2 6.1	6.2		2.7 2.6	2.7		18.0 18.0	18.0	
				Bottom	8	26.6 26.3	26.5	7.9 7.9	7.9	28.8 29.4	29.1	98.1 98.1	98.1	6.7 6.2	6.5		3.0 3.5	3.3		28.0 28.0	28.0	
8-Sep-08	Sunny	Calm	08:19	Surface	1	27.8 27.9	27.9	7.9 8.5	8.2	27.8 27.7	27.8	133.6 139.0	136.3	9.2 9.8	9.5	9.0	2.7 2.7	2.7	3.0	9.0 8.0	8.5	12.8
				Middle	4.5	27.2 27.2	27.2	7.6 8.0	7.8	28.1 28.3	28.2	117.9 114.9	116.4	8.4 8.4	8.4		3.0 2.7	2.9		14.0 14.0	14.0	
				Bottom	8	26.7 26.6	26.7	8.4 8.4	8.4	28.9 29.6	29.3	107.3 100.3	103.8	8.0 7.5	7.8		3.2 3.8	3.5		16.0 16.0	16.0	
10-Sep-08	Sunny	Calm	08:20	Surface	1	27.9 27.9	27.9	7.9 8.3	8.1	27.9 27.7	27.8	133.5 139.0	136.3	9.2 9.7	9.5	9.0	2.6 2.6	2.6	3.0	7.0 7.0	7.0	10.2
				Middle	4.5	27.0 27.3	27.2	7.7 7.9	7.8	28.2 28.1	28.2	117.7 114.9	116.3	8.5 8.3	8.4		3.0 2.9	3.0		8.0 8.0	8.0	
				Bottom	8	26.8 26.6	26.7	8.3 8.2	8.3	28.9 29.7	29.3	107.4 100.2	103.8	7.9 7.4	7.7		3.2 3.6	3.4		15.0 16.0	15.5	
12-Sep-08	Sunny	Calm	10:52	Surface	1	28.0 28.0	28.0	7.4 8.0	7.7	27.5 27.5	27.5	124.6 125.0	124.8	8.4 8.4	8.4	8.4	2.5 2.5	2.5	3.0	26.0 26.0	26.0	24.3
				Middle	4.5	27.7 27.5	27.6	7.2 7.4	7.3	28.0 28.3	28.2	124.5 120.0	122.3	8.4 8.1	8.3		3.0 2.9	3.0		29.0 29.0	29.0	
				Bottom	8	26.2 26.0	26.1	8.0 7.9	8.0	30.2 30.5	30.4	109.9 104.5	107.2	7.5 7.1	7.3		3.3 3.6	3.5		18.0 18.0	18.0	
16-Sep-08	Sunny	Calm	13:16	Surface	1	27.6 27.4	27.5	7.3 7.8	7.6	27.3 27.4	27.4	133.3 138.5	135.9	9.0 9.2	9.1	8.5	2.1 2.3	2.2	2.6	17.0 17.0	17.0	12.7
				Middle	4.5	26.7 26.9	26.8	7.1 7.6	7.4	27.8 27.8	27.8	117.3 114.5	115.9	8.0 7.8	7.9		2.4 2.3	2.4		7.0 7.0	7.0	
				Bottom	8	26.4 26.1	26.3	7.8 7.8	7.8	28.5 29.3	28.9	100.9 99.8	100.4	7.0 6.9	7.0		2.9 3.4	3.2		14.0 14.0	14.0	
18-Sep-08	Sunny	Calm	14:32	Surface	1	27.9 27.9	27.9	7.9 8.3	8.1	30.2 30.2	30.2	101.7 97.2	99.5	6.7 6.5	6.6	6.4	2.5 2.6	2.6	3.0	7.0 8.0	7.5	12.3
				Middle	4.5	27.6 27.6	27.6	7.6 7.8	7.7	30.3 30.3	30.3	93.6 92.8	93.2	6.2 6.2	6.2		2.9 2.7	2.8		14.0 14.0	14.0	
				Bottom	8	27.3 27.3	27.3	8.2 8.3	8.3	30.4 30.5	30.5	91.6 91.6	91.6	6.1 6.1	6.1		3.2 3.8	3.5		16.0 15.0	15.5	
20-Sep-08	Sunny	Calm	15:55	Surface	1	27.7 27.6	27.7	8.8 8.3	8.6	30.5 30.5	30.5	96.2 96.3	96.3	6.9 6.9	6.9	6.6	4.5 4.6	4.6	4.4	9.0 9.0	9.0	10.2
				Middle	4.5	27.1 27.1	27.1	8.9 8.5	8.7	30.2 30.2	30.2	86.9 85.8	86.4	6.2 6.2	6.2		4.4 4.2	4.3		8.0 8.0	8.0	
				Bottom	8	26.5 26.5	26.5	8.1 7.9	8.0	30.3 30.3	30.3	81.9 80.1	81.0	6.0 6.1	6.1		4.2 4.4	4.3		13.0 14.0	13.5	
22-Sep-08	Sunny	Moderate	08:22	Surface	1	28.0 28.0	28.0	8.1 8.7	8.4	27.7 27.8	27.8	133.5 139.0	136.3	9.3 9.6	9.5	9.0	2.7 2.7	2.7	3.1	11.0 11.0	11.0	11.2
				Middle	4.5	27.2 27.4	27.3	8.0 8.2	8.1	28.2 28.1	28.2	117.7 115.0	116.4	8.5 8.2	8.4		3.0 2.9	3.0		9.0 9.0	9.0	
				Bottom	8	26.9 26.6	26.8	8.5 8.6	8.6	28.9 29.6	29.3	107.3 100.3	103.8	7.9 7.5	7.7		3.3 3.8	3.6		13.0 14.0	13.5	
26-Sep-08	Sunny	Calm	10:39	Surface	1	27.3 27.3	27.3	8.8 8.9	8.9	31.5 31.4	31.5	96.1 95.0	95.6	7.4 7.3	7.4	7.3	2.4 2.3	2.4	2.3	12.0 12.0	12.0	11.7
				Middle	4.5	27.3 27.3	27.3	8.3 8.3	8.3	31.5 31.5	31.5	92.1 92.2	92.2	7.1 7.1	7.1		2.4 2.3	2.4		11.0 11.0	11.0	
				Bottom	8	27.1 27.0	27.1	8.8 8.3	8.6	31.5 31.6	31.6	91.0 90.8	90.9	7.1 7.1	7.1		2.2 2.2	2.2		12.0 12.0	12.0	

### Water Quality Monitoring Results at I1 - Mid-Ebb Tide (with marine works and with silt curtain)

Date	Weather Condition	Sea Condition**	Sampling Time	Depth (m)		Water Temperature (°C)		pH		Salinity ppt		DO Saturation (%)		Dissolved Oxygen (mg/L)		Turbidity(NTU)			Suspended Solids (mg/L)			
						Value	Average	Value	Average	Value	Average	Value	Average	Value	Average	DA*	Value	Average	DA*	Value	Average	DA*
29-Sep-08	Sunny	Calm	12:43	Surface	1	27.4 27.3	27.4	8.1 8.7	8.4	32.1 32.1	32.1	90.1 89.1	89.6	7.0 6.9	7.0	6.9	5.3 5.4	5.4	5.6	6.0 6.0	6.0	7.3
				Middle	4.5	27.2 27.2	27.2	7.8 8.1	8.0	32.2 32.2	32.2	86.8 86.6	86.7	6.8 6.8	6.8		5.6 5.7	5.7		8.0 8.0	8.0	
				Bottom	8	27.2 27.2	27.2	8.4 8.6	8.5	32.3 32.3	32.3	86.2 86.2	86.2	6.7 6.7	6.7		5.6 5.8	5.7		8.0 8.0	8.0	
2-Oct-08	Sunny	Calm	14:17	Surface	1	27.5 27.6	27.6	7.9 8.3	8.1	27.5 27.3	27.4	113.2 118.5	115.9	7.9 8.4	8.2	7.6	2.1 2.2	2.2	2.6	8.0 8.0	8.0	9.7
				Middle	4.5	26.6 26.9	26.8	7.6 8.0	7.8	27.9 27.9	27.9	97.4 94.6	96.0	7.1 6.9	7.0		2.4 2.4	2.4		13.0 13.0	13.0	
				Bottom	8	26.3 26.1	26.2	8.2 8.4	8.3	28.5 29.3	28.9	86.9 86.1	86.5	6.5 6.4	6.5		2.8 3.4	3.1		8.0 8.0	8.0	
4-Oct-08	Cloudy	Calm	15:11	Surface	1	27.5 27.5	27.5	7.9 8.5	8.2	27.3 27.4	27.4	113.1 118.6	115.9	7.9 8.2	8.1	7.6	2.1 2.2	2.2	2.6	8.0 8.0	8.0	9.0
				Middle	4.5	26.6 26.8	26.7	7.8 8.0	7.9	27.8 27.9	27.9	97.5 94.6	96.1	7.0 6.9	7.0		2.4 2.3	2.4		10.0 10.0	10.0	
				Bottom	8	26.5 26.2	26.4	8.2 8.2	8.2	28.5 29.2	28.9	86.9 79.9	83.4	6.4 6.1	6.3		2.9 3.4	3.2		9.0 9.0	9.0	
6-Oct-08	Cloudy	Calm	17:30	Surface	1	25.7 25.7	25.7	7.3 7.8	7.6	28.9 28.9	28.9	93.3 92.2	92.8	7.1 7.0	7.1	6.8	2.2 2.3	2.3	2.5	10.0 10.0	10.0	11.3
				Middle	4.5	25.3 25.3	25.3	7.2 7.4	7.3	29.7 29.8	29.8	85.3 84.4	84.9	6.5 6.5	6.5		2.5 2.5	2.5		14.0 14.0	14.0	
				Bottom	8	25.1 25.1	25.1	7.8 7.8	7.8	30.2 30.2	30.2	79.2 79.2	79.2	6.1 6.1	6.1		2.7 2.8	2.8		10.0 10.0	10.0	
8-Oct-08	Sunny	Calm	08:46	Surface	1	25.4 25.5	25.5	8.3 8.0	8.2	31.8 31.9	31.9	87.4 88.0	87.7	6.3 6.4	6.4	6.5	2.6 2.5	2.6	2.6	10.0 10.0	10.0	10.3
				Middle	4.5	25.3 25.4	25.4	7.9 8.5	8.2	31.8 31.8	31.8	89.7 90.0	89.9	6.6 6.6	6.6		2.4 2.6	2.5		12.0 12.0	12.0	
				Bottom	8	25.0 25.0	25.0	8.1 8.3	8.2	32.1 31.9	32.0	89.9 89.9	89.9	6.6 6.6	6.6		2.8 2.8	2.8		9.0 9.0	9.0	
10-Oct-08	Sunny	Calm	09:42	Surface	1	26.6 26.6	26.6	8.0 8.4	8.2	28.2 28.2	28.2	109.2 110.7	110.0	8.1 8.2	8.2	7.6	1.9 1.8	1.9	2.5	12.0 12.0	12.0	13.5
				Middle	4.5	26.3 26.3	26.3	7.7 7.9	7.8	28.8 28.8	28.8	94.1 91.8	93.0	7.1 6.9	7.0		2.3 2.4	2.4		15.0 17.0	16.0	
				Bottom	8	25.5 25.5	25.5	8.3 8.1	8.2	29.3 29.3	29.3	85.6 85.1	85.4	6.5 6.5	6.5		3.1 3.2	3.2		12.0 13.0	12.5	
13-Oct-08	Sunny	Calm	11:31	Surface	1	26.8 26.8	26.8	7.9 7.8	7.9	32.0 32.0	32.0	93.4 92.5	93.0	6.9 6.9	6.9	6.9	3.2 3.2	3.2	3.5	10.0 10.0	10.0	12.3
				Middle	4.5	26.8 26.8	26.8	8.2 7.6	7.9	32.1 32.0	32.1	91.2 91.2	91.2	6.8 6.8	6.8		3.6 3.5	3.6		12.0 12.0	12.0	
				Bottom	8	26.8 26.8	26.8	8.0 7.8	7.9	31.6 32.2	31.9	91.8 92.1	92.0	6.8 6.8	6.8		3.6 3.5	3.6		15.0 15.0	15.0	
15-Oct-08	Sunny	Calm	12:47	Surface	1	27.6 27.5	27.6	7.6 8.3	8.0	27.3 27.4	27.4	95.3 95.3	95.3	6.8 6.8	6.8	6.8	2.2 2.1	2.2	2.6	18.0 18.0	18.0	12.2
				Middle	4.5	26.7 27.0	26.9	7.7 8.0	7.9	27.9 27.8	27.9	94.5 94.5	94.5	6.8 6.8	6.8		2.4 2.5	2.5		9.0 9.0	9.0	
				Bottom	8	26.4 26.2	26.3	8.2 8.2	8.2	28.5 29.2	28.9	86.8 80.0	83.4	6.4 6.0	6.2		2.8 3.2	3.0		9.0 10.0	9.5	
17-Oct-08	Sunny	Calm	14:16	Surface	1	27.3 27.3	27.3	7.8 7.8	7.8	31.1 31.1	31.1	85.0 82.3	83.7	6.8 6.7	6.8	6.7	2.9 2.9	2.9	3.2	10.0 10.0	10.0	11.7
				Middle	4.5	27.2 27.2	27.2	7.7 7.4	7.6	31.2 31.1	31.2	79.9 79.5	79.7	6.5 6.5	6.5		3.2 3.1	3.2		12.0 12.0	12.0	
				Bottom	8	27.0 27.0	27.0	8.0 7.8	7.9	31.0 31.3	31.2	77.4 76.8	77.1	6.4 6.3	6.4		3.4 3.6	3.5		13.0 13.0	13.0	
20-Oct-08	Sunny	Calm	16:20	Surface	1	27.6 27.6	27.6	8.1 7.7	7.9	30.6 30.6	30.6	98.3 94.7	96.5	6.3 6.4	6.4	6.5	2.7 2.8	2.8	3.1	6.0 6.0	6.0	11.7
				Middle	4.5	27.4 27.4	27.4	7.9 7.8	7.9	30.7 30.7	30.7	91.7 91.1	91.4	6.6 6.6	6.6		3.1 3.0	3.1		15.0 15.0	15.0	
				Bottom	8	27.2 27.1	27.2	7.7 7.7	7.7	30.7 30.9	30.8	87.7 86.7	87.2	6.5 6.4	6.5		3.3 3.5	3.4		14.0 14.0	14.0	

### Water Quality Monitoring Results at I1 - Mid-Ebb Tide (with marine works and with silt curtain)

Date	Weather Condition	Sea Condition**	Sampling Time	Depth (m)		Water Temperature (°C)		pH		Salinity ppt		DO Saturation (%)		Dissolved Oxygen (mg/L)		Turbidity(NTU)			Suspended Solids (mg/L)			
						Value	Average	Value	Average	Value	Average	Value	Average	Value	Average	DA*	Value	Average	DA*	Value	Average	DA*
22-Oct-08	Sunny	Calm	08:23	Surface	1	27.2 27.2	27.2	7.7 7.5	7.6	31.3 31.3	31.3	98.9 99.7	99.3	6.6 6.7	6.7	6.5	3.0 3.0	3.0	3.3	5.0 5.0	5.0	6.0
				Middle	4.5	27.1 27.1	27.1	7.6 7.7	7.7	31.4 31.3	31.4	88.9 88.6	88.8	6.2 6.2	6.2		3.4 3.3	3.4		6.0 6.0	6.0	
				Bottom	8	27.0 27.0	27.0	7.5 7.5	7.5	31.2 31.5	31.4	87.2 86.9	87.1	6.2 6.1	6.2		3.5 3.5	3.5		7.0 7.0	7.0	
24-Oct-08	Sunny	Calm	09:24	Surface	1	27.4 27.4	27.4	7.4 7.9	7.7	31.0 31.0	31.0	85.8 82.9	84.4	6.4 6.6	6.5	6.6	2.8 2.7	2.8	3.1	6.0 7.0	6.5	9.5
				Middle	4.5	27.3 27.2	27.3	7.2 7.5	7.4	31.1 31.0	31.1	80.3 79.8	80.1	6.7 6.7	6.7		3.2 3.2	3.2		9.0 9.0	9.0	
				Bottom	8	27.1 27.0	27.1	7.8 7.7	7.8	30.9 31.2	31.1	77.4 76.8	77.1	6.6 6.5	6.6		3.3 3.3	3.3		13.0 13.0	13.0	
27-Oct-08	Sunny	Calm	11:39	Surface	1	26.5 26.5	26.5	7.9 8.4	8.2	30.8 30.8	30.8	97.0 93.8	95.4	6.2 6.3	6.3	6.4	2.7 2.7	2.7	3.1	10.0 10.0	10.0	10.0
				Middle	4.5	26.3 26.3	26.3	7.7 8.0	7.9	30.9 30.9	30.9	91.0 90.4	90.7	6.5 6.5	6.5		3.1 3.1	3.1		9.0 9.0	9.0	
				Bottom	8	26.1 26.1	26.1	8.3 8.2	8.3	30.8 31.0	30.9	87.5 86.7	87.1	6.4 6.3	6.4		3.3 3.4	3.4		11.0 11.0	11.0	
29-Oct-08	Sunny	Calm	12:51	Surface	1	26.9 26.9	26.9	8.1 7.7	7.9	30.9 30.9	30.9	91.4 88.3	89.9	6.2 6.3	6.3	6.4	2.7 2.7	2.7	3.0	12.0 12.0	12.0	14.3
				Middle	4.5	26.8 26.8	26.8	8.0 7.9	8.0	31.0 30.9	31.0	85.6 85.1	85.4	6.4 6.4	6.4		3.1 3.1	3.1		15.0 15.0	15.0	
				Bottom	8	26.6 26.6	26.6	7.9 8.1	8.0	30.9 31.1	31.0	82.5 81.7	82.1	6.4 6.3	6.4		3.3 3.3	3.3		16.0 16.0	16.0	
31-Oct-08	Sunny	Calm	08:46	Surface	1	26.8 26.9	26.9	8.2 8.1	8.2	31.4 31.5	31.5	98.4 98.8	98.6	6.6 6.7	6.7	6.4	3.9 3.8	3.9	4.3	13.0 12.0	12.5	9.5
				Middle	4.5	26.8 26.8	26.8	8.1 8.1	8.1	31.5 31.6	31.6	88.4 88.1	88.3	6.1 6.1	6.1		4.3 4.3	4.3		8.0 8.0	8.0	
				Bottom	8	26.7 26.7	26.7	8.1 8.0	8.1	31.8 31.9	31.9	87.1 86.9	87.0	6.1 6.0	6.1		4.5 4.6	4.6		8.0 8.0	8.0	
3-Nov-08	Fine	Calm	15:51	Surface	1	27.0 26.6	26.8	8.0 7.7	7.9	31.4 31.4	31.4	88.5 87.7	88.1	6.3 6.4	6.4	6.5	2.7 2.7	2.7	3.1	6.0 6.0	6.0	9.3
				Middle	4.5	26.3 26.3	26.3	8.1 7.7	7.9	31.5 31.5	31.5	87.5 87.7	87.6	6.6 6.6	6.6		3.1 3.1	3.1		12.0 12.0	12.0	
				Bottom	8	25.4 25.4	25.4	8.0 7.9	8.0	31.5 31.5	31.5	88.5 88.4	88.5	6.5 6.4	6.5		3.3 3.4	3.4		10.0 10.0	10.0	
7-Nov-08	Fine	Calm	08:50	Surface	1	26.6 26.6	26.6	7.6 7.7	7.7	28.2 28.1	28.2	86.7 88.1	87.4	6.6 6.7	6.7	6.6	2.4 2.3	2.4	3.0	8.0 8.0	8.0	11.7
				Middle	4.5	26.3 26.3	26.3	8.2 8.1	8.2	28.6 28.6	28.6	84.1 82.1	83.1	6.5 6.3	6.4		2.8 2.9	2.9		12.0 12.0	12.0	
				Bottom	8	25.5 25.5	25.5	7.8 8.0	7.9	29.6 29.6	29.6	74.9 73.8	74.4	6.1 6.1	6.1		3.6 3.7	3.7		15.0 15.0	15.0	
10-Nov-08	Cloudy	Calm	09:42	Surface	1	25.7 25.7	25.7	7.7 7.9	7.8	30.1 30.1	30.1	90.0 90.3	90.2	7.3 7.3	7.3	7.0	1.9 1.8	1.9	2.2	11.0 11.0	11.0	11.8
				Middle	4.5	25.6 25.6	25.6	7.7 7.6	7.7	30.3 30.3	30.3	82.6 81.6	82.1	6.6 6.5	6.6		2.2 2.2	2.2		8.0 9.0	8.5	
				Bottom	8	25.1 25.1	25.1	7.9 7.8	7.9	30.6 30.9	30.8	73.3 72.9	73.1	6.0 5.9	6.0		2.6 2.6	2.6		16.0 16.0	16.0	
12-Nov-08	Fine	Calm	11:46	Surface	1	25.2 25.2	25.2	7.7 7.7	7.7	31.3 31.3	31.3	93.3 91.1	92.2	6.1 6.2	6.2	6.4	2.2 2.2	2.2	2.4	11.0 11.0	11.0	13.3
				Middle	4.5	25.1 25.1	25.1	7.8 7.7	7.8	31.4 31.3	31.4	96.9 96.6	96.8	6.5 6.5	6.5		2.4 2.4	2.4		12.0 12.0	12.0	
				Bottom	8	25.0 25.0	25.0	7.8 7.8	7.8	31.2 31.5	31.4	87.2 87.9	87.6	6.2 6.2	6.2		2.6 2.8	2.7		17.0 17.0	17.0	
14-Nov-08	Sunny	Calm	12:58	Surface	1	25.3 25.4	25.4	8.1 8.2	8.2	31.4 31.4	31.4	92.9 90.8	91.9	6.4 6.3	6.4	6.4	2.3 2.2	2.3	2.7	7.0 7.0	7.0	10.3
				Middle	4.5	25.3 25.3	25.3	8.5 7.8	8.2	31.5 31.5	31.5	90.7 90.9	90.8	6.2 6.3	6.3		2.7 2.7	2.7		10.0 10.0	10.0	
				Bottom	8	25.2 25.2	25.2	8.1 8.3	8.2	31.5 31.7	31.6	87.2 86.9	87.1	6.1 6.1	6.1		2.9 3.0	3.0		14.0 14.0	14.0	

### Water Quality Monitoring Results at I1 - Mid-Ebb Tide (with marine works and with silt curtain)

Date	Weather Condition	Sea Condition**	Sampling Time	Depth (m)		Water Temperature (°C)		pH		Salinity ppt		DO Saturation (%)		Dissolved Oxygen (mg/L)			Turbidity(NTU)			Suspended Solids (mg/L)		
						Value	Average	Value	Average	Value	Average	Value	Average	Value	Average	DA*	Value	Average	DA*	Value	Average	DA*
17-Nov-08	Sunny	Calm	15:49	Surface	1	25.3 25.3	25.3	7.6 7.7	7.7	31.4 31.4	31.4	93.0 90.9	92.0	6.1 6.2	6.2	6.4	2.3 2.2	2.3	2.6	11.0 11.0	11.0	10.2
				Middle	4.5	25.2 25.2	25.2	7.6 7.5	7.6	31.4 31.4	31.4	95.5 95.4	95.5	6.6 6.6	6.6		2.6 2.6	2.6		8.0 9.0	8.5	
				Bottom	8	25.1 25.1	25.1	7.6 7.7	7.7	31.3 31.6	31.5	87.1 86.9	87.0	6.2 6.1	6.2		2.7 2.9	2.8		11.0 11.0	11.0	
19-Nov-08	Fine	Calm	17:14	Surface	1	25.3 25.3	25.3	8.2 7.8	8.0	30.5 30.5	30.5	86.9 86.0	86.5	6.4 6.4	6.4	6.4	2.2 2.2	2.2	2.5	14.0 14.0	14.0	12.8
				Middle	4.5	25.3 25.3	25.3	8.0 7.9	8.0	30.6 30.5	30.6	84.7 84.7	84.7	6.3 6.3	6.3		2.6 2.5	2.6		13.0 13.0	13.0	
				Bottom	8	25.3 25.3	25.3	7.8 7.9	7.9	30.1 30.7	30.4	85.3 85.6	85.5	6.3 6.3	6.3		2.6 2.5	2.6		12.0 11.0	11.5	
21-Nov-08	Sunny	Calm	08:18	Surface	1	26.5 26.4	26.5	7.2 7.9	7.6	27.4 27.5	27.5	93.3 96.6	96.0	6.4 6.9	6.7	6.6	2.3 2.3	2.3	2.6	8.0 8.0	8.0	12.7
				Middle	4.5	25.8 25.9	25.9	7.2 7.2	7.2	27.7 27.8	27.8	97.4 94.6	96.0	6.4 6.5	6.5		2.6 2.3	2.5		16.0 16.0	16.0	
				Bottom	8	25.3 25.2	25.3	7.6 7.7	7.7	28.7 29.1	28.9	88.0 92.8	90.4	6.1 6.6	6.4		2.8 3.4	3.1		14.0 14.0	14.0	
24-Nov-08	Sunny	Calm	10:56	Surface	1	25.1 25.1	25.1	7.7 7.9	7.8	31.2 31.2	31.2	95.0 94.8	94.9	6.4 6.4	6.4	6.4	2.5 2.5	2.5	2.8	14.0 14.0	14.0	13.0
				Middle	4.5	25.0 24.9	25.0	7.6 7.6	7.6	31.3 31.2	31.3	89.4 89.0	89.2	6.3 6.3	6.3		2.9 2.9	2.9		11.0 11.0	11.0	
				Bottom	8	24.8 24.8	24.8	7.9 7.9	7.9	31.2 31.4	31.3	87.2 86.8	87.0	6.2 6.1	6.2		3.1 3.1	3.1		14.0 14.0	14.0	
26-Nov-08	Sunny	Calm	12:23	Surface	1	23.7 23.7	23.7	8.1 8.4	8.3	28.9 28.9	28.9	93.3 92.2	92.8	7.1 7.0	7.1	6.8	2.2 2.3	2.3	2.5	8.0 8.0	8.0	8.7
				Middle	4.5	23.3 23.3	23.3	8.2 8.0	8.1	29.7 29.8	29.8	85.3 84.4	84.9	6.5 6.5	6.5		2.5 2.5	2.5		10.0 10.0	10.0	
				Bottom	8	23.1 23.1	23.1	8.3 8.5	8.4	30.2 30.2	30.2	79.2 79.2	79.2	6.1 6.1	6.1		2.7 2.8	2.8		8.0 8.0	8.0	
28-Nov-08	Sunny	Calm	12:47	Surface	1	22.2 22.8	22.5	7.1 7.9	7.5	33.9 33.7	33.8	93.3 91.8	92.6	6.7 6.5	6.6	6.5	2.3 2.2	2.3	2.5	13.0 13.0	13.0	14.8
				Middle	4.5	22.9 22.9	22.9	7.1 7.2	7.2	33.7 33.8	33.8	90.9 90.4	90.7	6.4 6.4	6.4		2.5 2.5	2.5		16.0 16.0	16.0	
				Bottom	8	22.8 22.8	22.8	7.8 7.6	7.7	33.8 33.8	33.8	89.6 89.4	89.5	6.3 6.3	6.3		2.6 2.7	2.7		16.0 15.0	15.5	
1-Dec-08	Sunny	Calm	14:11	Surface	1	22.5 22.5	22.5	7.3 7.8	7.6	34.1 34.1	34.1	97.1 97.1	97.1	6.9 6.9	6.9	6.9	3.2 2.9	3.1	2.4	10.0 10.0	10.0	9.3
				Middle	4.5	22.4 22.4	22.4	7.3 7.4	7.4	34.1 34.1	34.1	96.4 96.2	96.3	6.9 6.9	6.9		2.0 1.9	2.0		12.0 12.0	12.0	
				Bottom	8	22.4 22.4	22.4	7.7 7.7	7.7	34.1 34.1	34.1	95.6 95.5	95.6	6.8 6.8	6.8		2.0 2.0	2.0		6.0 6.0	6.0	
5-Dec-08	Fine	Moderate	17:53	Surface	1	22.9 22.9	22.9	7.9 8.1	8.0	30.9 30.9	30.9	96.4 93.3	94.9	6.2 6.3	6.3	6.4	2.2 2.2	2.2	2.5	12.0 12.0	12.0	12.3
				Middle	4.5	22.8 22.8	22.8	7.7 7.7	7.7	31.0 30.9	31.0	90.6 90.1	90.4	6.4 6.4	6.4		2.6 2.6	2.6		14.0 14.0	14.0	
				Bottom	8	22.6 22.6	22.6	8.2 8.0	8.1	30.9 31.1	31.0	87.5 86.7	87.1	6.4 6.3	6.4		2.8 2.8	2.8		11.0 11.0	11.0	
8-Dec-08	Sunny	Calm	09:36	Surface	1	23.7 23.7	23.7	7.9 7.8	7.9	29.8 29.8	29.8	102.0 101.7	101.9	7.3 7.4	7.4	7.1	3.1 3.0	3.1	3.6	7.0 7.0	7.0	5.2
				Middle	4.5	23.6 23.5	23.6	7.7 7.7	7.7	30.1 30.1	30.1	93.7 92.6	93.2	6.8 6.7	6.8		3.5 3.6	3.6		3.0 4.0	3.5	
				Bottom	8	23.1 23.1	23.1	7.8 7.8	7.8	30.7 30.7	30.7	83.5 82.8	83.2	6.1 6.0	6.1		4.0 4.1	4.1		5.0 5.0	5.0	
10-Dec-08	Sunny	Calm	10:42	Surface	1	22.9 22.9	22.9	7.5 7.4	7.5	30.6 30.6	30.6	102.6 101.4	102.0	7.2 7.3	7.3	7.2	2.7 2.6	2.7	3.0	6.0 6.0	6.0	6.7
				Middle	4.5	22.8 22.8	22.8	7.6 7.4	7.5	30.7 30.7	30.7	96.3 95.6	96.0	7.0 6.9	7.0		2.9 3.0	3.0		8.0 8.0	8.0	
				Bottom	8	22.5 22.5	22.5	7.6 7.5	7.6	30.9 31.1	31.0	90.3 89.8	90.1	6.6 6.6	6.6		3.3 3.4	3.4		6.0 6.0	6.0	

### Water Quality Monitoring Results at I1 - Mid-Ebb Tide (with marine works and with silt curtain)

Date	Weather Condition	Sea Condition**	Sampling Time	Depth (m)		Water Temperature (°C)		pH		Salinity ppt		DO Saturation (%)		Dissolved Oxygen (mg/L)			Turbidity(NTU)			Suspended Solids (mg/L)		
						Value	Average	Value	Average	Value	Average	Value	Average	Value	Average	DA*	Value	Average	DA*	Value	Average	DA*
12-Dec-08	Sunny	Calm	12:28	Surface	1	23.1 23.1	23.1	8.1 8.3	8.2	30.5 30.5	30.5	97.9 94.3	96.1	6.3 6.4	6.4	6.5	2.6 2.7	2.7	3.0	9.0 9.0	9.0	10.3
				Middle	4.5	22.9 22.9	22.9	8.2 8.1	8.2	30.6 30.6	30.6	91.3 90.7	91.0	6.6 6.6	6.6		3.0 2.9	3.0		11.0 11.0	11.0	
				Bottom	8	22.7 22.6	22.7	8.2 8.3	8.3	30.6 30.8	30.7	87.3 86.3	86.8	6.5 6.4	6.5		3.2 3.4	3.3		11.0 11.0	11.0	
15-Dec-08	Sunny	Moderate	13:54	Surface	1	23.0 23.0	23.0	7.9 8.0	8.0	30.7 30.7	30.7	97.1 93.8	95.5	6.5 6.6	6.6	6.7	2.4 2.4	2.4	2.8	5.0 6.0	5.5	6.2
				Middle	4.5	22.9 22.8	22.9	7.8 7.9	7.9	30.8 30.8	30.8	90.9 90.4	90.7	6.8 6.8	6.8		2.8 2.8	2.8		6.0 6.0	6.0	
				Bottom	8	22.6 22.6	22.6	8.0 8.0	8.0	30.7 30.9	30.8	87.3 86.5	86.9	6.7 6.6	6.7		3.0 3.1	3.1		7.0 7.0	7.0	
17-Dec-08	Sunny	Calm	15:44	Surface	1	22.8 22.8	22.8	7.8 8.0	7.9	30.2 30.2	30.2	101.7 97.2	99.5	6.7 6.5	6.6	6.4	2.5 2.6	2.6	3.0	4.0 4.0	4.0	3.7
				Middle	4.5	22.5 22.5	22.5	7.7 7.8	7.8	30.3 30.3	30.3	93.6 92.8	93.2	6.2 6.2	6.2		2.9 2.7	2.8		3.0 3.0	3.0	
				Bottom	8	22.2 22.2	22.2	8.0 8.0	8.0	30.4 30.5	30.5	90.1 91.6	90.9	6.1 6.2	6.2		3.2 3.8	3.5		4.0 4.0	4.0	
19-Dec-08	Cloudy	Calm	17:31	Surface	1	22.7 22.7	22.7	8.0 8.1	8.1	32.0 32.0	32.0	94.4 95.3	94.9	6.5 6.7	6.6	6.5	3.2 3.2	3.2	3.5	7.0 7.0	7.0	8.0
				Middle	4.5	22.7 22.7	22.7	8.0 7.9	8.0	32.1 32.0	32.1	91.2 91.8	91.5	6.3 6.3	6.3		3.6 3.5	3.6		9.0 9.0	9.0	
				Bottom	8	22.7 22.7	22.7	8.2 8.2	8.2	31.6 32.2	31.9	89.8 90.1	90.0	6.1 6.1	6.1		3.6 3.5	3.6		8.0 8.0	8.0	
22-Dec-08	Sunny	Calm	08:57	Surface	1	22.1 22.2	22.2	8.2 7.9	8.1	31.2 31.2	31.2	101.4 98.3	99.9	6.8 6.5	6.7	6.4	2.7 2.5	2.6	2.9	7.0 7.0	7.0	6.0
				Middle	4.5	22.0 22.0	22.0	8.3 7.8	8.1	31.3 31.3	31.3	90.9 90.9	90.9	6.1 6.1	6.1		2.8 2.9	2.9		6.0 6.0	6.0	
				Bottom	8	21.9 21.9	21.9	8.4 7.7	8.1	31.4 31.4	31.4	90.6 90.4	90.5	6.2 6.2	6.2		3.1 3.2	3.2		5.0 5.0	5.0	
24-Dec-08	Sunny	Calm	09:42	Surface	1	22.3 22.3	22.3	7.8 7.8	7.8	29.2 29.2	29.2	98.6 96.9	97.8	7.4 7.3	7.4	7.0	2.6 2.5	2.6	2.6	3.0 3.0	3.0	4.0
				Middle	4.5	22.1 22.1	22.1	7.9 7.6	7.8	29.9 29.9	29.9	88.3 84.7	86.5	6.7 6.5	6.6		2.4 2.6	2.5		6.0 6.0	6.0	
				Bottom	8	21.8 21.8	21.8	8.0 7.8	7.9	30.4 30.4	30.4	79.0 77.8	78.4	6.1 6.0	6.1		2.8 2.8	2.8		3.0 3.0	3.0	
27-Dec-08	Sunny	Calm	12:42	Surface	1	21.8 21.8	21.8	8.2 7.9	8.1	29.5 29.5	29.5	87.6 87.4	87.5	6.6 6.6	6.6	6.4	1.9 1.8	1.9	2.5	14.0 14.0	14.0	13.2
				Middle	4.5	21.9 21.9	21.9	8.3 7.8	8.1	29.9 29.9	29.9	82.2 81.2	81.7	6.2 6.2	6.2		2.3 2.4	2.4		16.0 16.0	16.0	
				Bottom	8	22.1 22.1	22.1	8.4 7.8	8.1	30.2 30.2	30.2	81.4 81.4	81.4	6.2 6.2	6.2		3.1 3.2	3.2		9.0 10.0	9.5	
29-Dec-08	Cloudy	Moderate	14:08	Surface	1	19.6 19.6	19.6	7.7 6.8	7.3	34.2 34.2	34.2	91.3 90.8	91.1	6.8 6.8	6.8	7.0	2.9 2.9	2.9	3.7	8.0 8.0	8.0	6.7
				Middle	4.5	19.6 19.6	19.6	8.1 8.1	8.1	34.2 34.2	34.2	96.4 95.0	95.7	7.2 7.1	7.2		3.6 3.9	3.8		7.0 7.0	7.0	
				Bottom	8	19.6 19.6	19.6	7.0 7.9	7.5	34.2 34.2	34.2	86.3 95.3	90.8	6.5 7.1	6.8		4.5 4.3	4.4		5.0 5.0	5.0	
31-Dec-08	Cloudy	Calm	15:19	Surface	1	22.7 22.7	22.7	7.9 8.2	8.1	28.2 28.1	28.2	91.7 93.1	92.4	6.6 6.7	6.7	6.6	3.2 3.2	3.2	3.5	14.0 14.0	14.0	13.2
				Middle	4.5	22.7 22.7	22.7	7.9 8.0	8.0	28.6 28.6	28.6	89.1 87.1	88.1	6.5 6.3	6.4		3.6 3.5	3.6		12.0 13.0	12.5	
				Bottom	8	22.7 22.7	22.7	8.1 8.2	8.2	29.6 29.6	29.6	79.9 78.8	79.4	6.1 6.1	6.1		3.6 3.5	3.6		13.0 13.0	13.0	
2-Jan-09	Fine	Calm	15:49	Surface	1	22.6 22.6	22.6	8.2 7.9	8.1	31.9 31.9	31.9	93.3 92.4	92.9	6.3 6.3	6.3	6.4	3.1 3.1	3.1	3.4	16.0 16.0	16.0	10.7
				Middle	4.5	22.6 22.6	22.6	8.2 7.8	8.0	32.0 31.9	32.0	93.1 93.1	93.1	6.4 6.4	6.4		3.5 3.4	3.5		10.0 10.0	10.0	
				Bottom	8	22.6 22.6	22.6	8.3 7.9	8.1	31.5 32.1	31.8	91.7 92.0	91.9	6.2 6.2	6.2		3.5 3.4	3.5		6.0 6.0	6.0	

### Water Quality Monitoring Results at I1 - Mid-Ebb Tide (with marine works and with silt curtain)

Date	Weather Condition	Sea Condition**	Sampling Time	Depth (m)		Water Temperature (°C)		pH		Salinity ppt		DO Saturation (%)		Dissolved Oxygen (mg/L)			Turbidity(NTU)			Suspended Solids (mg/L)		
						Value	Average	Value	Average	Value	Average	Value	Average	Value	Average	DA*	Value	Average	DA*	Value	Average	DA*
5-Jan-09	Sunny	Calm	16:49	Surface	1	22.0	22.0	8.1	8.0	31.3	31.3	106.2	104.7	7.1	7.0	6.7	1.2	1.1	1.4	9.0	9.0	8.0
				Middle	4.5	21.9	21.9	8.2	8.0	31.4	31.4	95.7	95.7	6.4	6.4		1.3	1.4		7.0	7.0	
				Bottom	8	21.7	21.7	8.2	8.0	31.5	31.6	94.4	94.3	6.4	6.4		1.6	1.7		8.0	8.0	
7-Jan-09	Sunny	Moderate	08:42	Surface	1	19.8	19.8	7.7	7.7	31.4	31.4	100.5	101.3	7.4	7.5	7.0	3.2	3.2	3.8	8.0	8.0	7.8
				Middle	4.5	19.5	19.5	7.8	7.7	32.0	32.0	85.4	84.3	6.4	6.4		3.6	3.7		8.0	8.0	
				Bottom	8	18.7	18.7	7.9	7.8	32.5	32.5	82.9	82.7	6.4	6.4		4.4	4.5		8.0	7.5	
9-Jan-09	Sunny	Moderate	10:23	Surface	1	19.8	19.8	8.1	8.0	30.9	30.9	92.5	92.7	6.4	6.5	6.4	3.1	3.1	3.4	11.0	11.0	12.3
				Middle	4.5	19.7	19.7	7.9	8.0	30.9	30.9	88.0	88.2	6.2	6.2		3.4	3.4		13.0	13.0	
				Bottom	8	19.5	19.5	8.0	8.1	30.8	31.0	85.9	85.6	6.1	6.1		3.6	3.7		13.0	13.0	
12-Jan-09	Sunny	Moderate	13:46	Surface	1	20.2	20.2	7.7	7.7	31.3	31.3	91.9	92.6	6.5	6.6	6.8	2.7	2.7	3.0	8.0	8.0	9.0
				Middle	4.5	20.2	20.2	7.7	7.7	31.7	31.7	94.3	94.2	6.9	6.9		3.1	3.1		9.0	9.0	
				Bottom	8	20.2	20.2	8.0	7.8	32.7	32.7	75.1	75.1	6.0	6.1		3.1	3.1		10.0	10.0	
14-Jan-09	Sunny	Moderate	15:15	Surface	1	16.4	16.4	8.6	8.2	34.1	34.1	91.1	90.9	6.5	6.6	6.8	2.6	2.7	3.5	9.0	9.0	11.7
				Middle	4.5	16.3	16.4	8.8	8.9	33.9	34.0	96.1	95.5	6.9	6.9		3.4	3.6		15.0	15.0	
				Bottom	8	16.4	16.5	7.8	8.6	34.0	33.9	86.2	95.1	6.3	6.6		4.2	4.1		11.0	11.0	
16-Jan-09	Sunny	Moderate	15:51	Surface	1	16.9	16.9	8.0	7.8	31.7	31.7	101.5	101.2	7.0	7.0	6.5	4.1	4.1	4.6	4.0	4.0	7.2
				Middle	4.5	16.9	16.9	8.3	8.2	31.7	31.7	85.2	84.8	5.9	5.9		5.0	4.9		6.0	6.0	
				Bottom	8	16.8	16.8	8.3	8.3	32.4	32.4	85.6	85.8	6.0	6.1		4.7	4.8		12.0	11.5	
19-Jan-09	Fine	Moderate	17:27	Surface	1	16.4	16.4	8.6	8.1	33.9	34.0	91.1	90.9	6.5	6.6	6.8	2.6	2.7	3.5	12.0	12.0	11.0
				Middle	4.5	16.4	16.4	8.8	8.9	33.9	33.9	96.3	94.7	7.1	7.0		3.5	3.6		9.0	9.0	
				Bottom	8	16.4	16.4	7.8	8.7	33.9	33.9	86.0	95.2	6.2	6.6		4.2	4.2		12.0	12.0	
29-Jan-09	Sunny	Calm	14:02	Surface	1	18.6	18.7	8.1	7.9	30.9	30.9	100.9	100.4	7.0	6.9	6.6	2.4	2.3	2.6	8.0	8.5	10.8
				Middle	4.5	18.5	18.5	8.3	8.3	31.0	31.0	92.4	92.4	6.3	6.3		2.2	2.6		9.0	9.0	
				Bottom	8	18.4	18.4	7.8	8.2	31.1	31.1	91.1	91.0	6.2	6.2		2.8	2.9		15.0	15.0	
31-Jan-09	Sunny	Calm	16:25	Surface	1	17.3	17.3	7.9	7.9	30.9	30.9	98.5	97.1	6.3	6.4	6.5	2.9	2.9	3.2	8.0	8.0	12.7
				Middle	4.5	17.1	17.1	7.9	7.8	31.0	31.0	93.0	92.8	6.6	6.6		2.8	3.3		17.0	17.0	
				Bottom	8	16.9	16.9	8.1	8.0	30.9	31.1	92.5	89.8	6.5	6.5		3.4	3.4		13.0	13.0	

Remarks: \* DA: Depth-Averaged  
 \*\* Calm: Small or no wave; Moderate: Between calm and rough; Rough : White capped or rougher

**Water Quality Monitoring Results at I1 - Mid-Flood Tide (with marine works and with silt curtain)**

Date	Weather Condition	Sea Condition**	Sampling Time	Depth (m)		Water Temperature (°C)		pH		Salinity ppt		DO Saturation (%)		Dissolved Oxygen (mg/L)			Turbidity(NTU)			Suspended Solids (mg/L)		
						Value	Average	Value	Average	Value	Average	Value	Average	Value	Average	DA*	Value	Average	DA*	Value	Average	DA*
3-Jun-08	Cloudy	Moderate	17:57	Surface	1	26.1	26.1	7.4	7.4	48.9	48.9	94.6	94.3	6.5	6.5	6.4	2.6	2.4	2.5	17.0	17.0	15.5
				Middle	4.5	26.1	26.1	7.4	7.4	48.9	48.9	91.3	91.3	6.2	6.2		2.1	2.6		17.0	16.0	
				Bottom	8	26.1	26.1	7.4	7.4	48.9	48.9	90.6	90.6	6.2	6.2		2.6	2.6		13.0	13.5	
5-Jun-08	Sunny	Moderate	08:23	Surface	1	26.3	26.3	7.4	7.4	29.5	29.5	98.5	98.0	6.5	6.5	6.6	6.6	6.6	8.0	12.0	12.0	11.8
				Middle	4.5	26.2	26.2	7.4	7.4	29.7	29.8	95.8	95.7	6.6	6.6		6.5	7.5		9.0	9.0	
				Bottom	8	26.1	26.1	7.4	7.4	30.2	30.2	95.0	94.9	6.2	6.2		9.7	9.8		15.0	14.5	
10-Jun-08	Sunny	Calm	11:00	Surface	1	26.7	26.7	7.4	7.4	22.4	22.5	100.8	100.8	7.1	7.1	7.0	1.7	1.7	2.2	11.0	11.0	10.0
				Middle	4.5	26.6	26.6	7.4	7.4	23.1	23.1	95.9	95.4	6.8	6.8		1.6	1.5		8.0	8.0	
				Bottom	8	26.4	26.3	7.4	7.4	28.2	28.7	93.7	93.2	6.4	6.4		3.1	3.4		11.0	11.0	
12-Jun-08	Cloudy	Moderate	13:55	Surface	1	27.2	27.2	7.6	7.6	26.5	26.6	98.4	98.1	7.5	7.5	7.5	2.8	2.8	2.9	9.0	9.0	8.3
				Middle	4.5	27.2	27.2	7.6	7.6	26.6	26.6	97.5	98.2	7.5	7.5		3.3	3.3		5.0	5.5	
				Bottom	8	27.2	27.2	7.6	7.6	26.6	26.6	100.0	100.0	7.6	7.6		2.5	2.5		11.0	10.5	
14-Jun-08	Cloudy	Moderate	16:34	Surface	1	26.7	26.7	7.6	7.6	30.4	30.5	96.0	94.6	7.8	7.8	7.6	3.7	3.7	4.6	9.0	9.5	11.7
				Middle	4.5	26.6	26.6	7.6	7.6	30.4	30.4	93.6	93.7	7.4	7.4		4.7	4.7		18.0	18.0	
				Bottom	8	26.6	26.6	7.6	7.6	30.3	30.3	95.5	95.7	7.3	7.3		5.2	5.3		7.0	7.5	
16-Jun-08	Cloudy	Moderate	17:53	Surface	1	26.8	26.8	7.6	7.6	21.2	21.3	90.3	90.6	7.7	7.7	7.4	6.3	6.4	6.6	11.0	11.0	15.0
				Middle	4.5	26.3	26.3	7.6	7.6	25.4	25.3	82.4	82.4	7.1	7.1		6.6	6.6		18.0	18.0	
				Bottom	8	26.1	26.1	7.6	7.6	27.7	27.8	78.2	77.7	6.7	6.7		6.8	6.8		16.0	16.0	
18-Jun-08	Cloudy	Moderate	17:55	Surface	1	25.8	25.8	7.5	7.5	21.6	21.6	90.9	90.9	6.7	6.7	6.8	3.3	3.3	3.5	11.0	11.0	12.0
				Middle	4.5	25.8	25.8	7.6	7.6	21.6	21.6	91.3	91.5	6.7	6.8		3.5	3.5		13.0	13.0	
				Bottom	8	25.8	25.8	7.6	7.6	21.7	21.7	90.6	90.9	6.7	6.7		3.7	3.7		12.0	12.0	
20-Jun-08	Fine	Calm	09:08	Surface	1	25.2	25.2	7.5	7.5	30.2	30.2	88.5	88.0	6.9	6.9	6.8	2.3	2.5	3.2	6.0	6.5	6.8
				Middle	4.5	25.2	25.2	7.4	7.4	30.1	30.1	85.8	85.7	6.7	6.7		3.1	3.3		9.0	9.0	
				Bottom	8	25.2	25.2	7.5	7.5	30.2	30.2	85.0	84.8	6.6	6.6		3.9	3.8		5.0	5.0	
23-Jun-08	Sunny	Calm	07:58	Surface	1	28.6	28.6	7.5	7.5	24.7	24.7	149.6	149.5	10.0	10.0	10.2	3.7	3.7	3.5	16.0	16.0	14.3
				Middle	4.5	28.5	28.5	7.5	7.5	24.7	24.8	155.8	155.6	10.3	10.3		3.5	3.5		12.0	12.0	
				Bottom	8	27.8	27.9	7.5	7.5	24.9	24.9	130.8	130.8	8.8	8.8		3.4	3.4		15.0	15.0	
26-Jun-08	Rainy	Moderate	11:26	Surface	1	26.0	26.0	7.4	7.4	23.0	23.0	89.6	89.6	6.6	6.6	6.6	1.8	1.8	1.8	5.0	5.5	10.8
				Middle	5	26.0	26.0	7.4	7.4	23.3	23.3	87.4	87.2	6.5	6.5		1.6	1.7		8.0	8.0	
				Bottom	9	25.9	25.9	7.4	7.4	23.4	23.4	85.4	85.2	6.3	6.3		1.9	1.9		19.0	19.0	
28-Jun-08	Rainy	Calm	13:33	Surface	1	27.4	27.4	7.7	7.7	19.7	19.7	101.7	101.7	7.2	7.2	6.6	3.3	3.3	3.3	14.0	13.5	12.8
				Middle	4.5	26.6	26.6	7.7	7.7	22.2	22.2	84.8	84.5	6.0	6.0		2.6	2.6		11.0	11.0	
				Bottom	8	25.5	25.5	7.6	7.6	29.0	29.0	75.2	75.3	6.1	6.1		4.0	4.1		14.0	14.0	
30-Jun-08	Rainy	Calm	17:13	Surface	1	25.4	25.4	7.6	7.6	24.2	24.2	92.4	92.4	7.1	7.1	7.1	3.1	3.1	3.1	13.0	13.5	17.2
				Middle	5	25.3	25.3	7.6	7.6	25.4	25.4	90.5	90.6	7.0	7.0		3.3	3.3		15.0	15.0	
				Bottom	9	25.2	25.2	7.6	7.6	25.1	25.1	87.2	87.3	6.7	6.7		2.9	2.9		23.0	23.0	



**Water Quality Monitoring Results at I1 - Mid-Flood Tide (with marine works and with silt curtain)**

Date	Weather Condition	Sea Condition**	Sampling Time	Depth (m)		Water Temperature (°C)		pH		Salinity ppt		DO Saturation (%)		Dissolved Oxygen (mg/L)			Turbidity(NTU)			Suspended Solids (mg/L)		
						Value	Average	Value	Average	Value	Average	Value	Average	Value	Average	DA*	Value	Average	DA*	Value	Average	DA*
2-Jul-08	Sunny	Calm	18:13	Surface	1	26.9	26.9	7.5	7.5	21.8	21.9	103.7	103.6	7.3	7.3	7.0	0.4	0.4	0.5	4.0	4.0	6.7
				Middle	4.5	26.7	26.7	7.5	7.5	23.0	23.0	94.8	94.4	6.7	6.7		0.5	0.5		6.0	6.0	
				Bottom	8	26.6	26.6	7.5	7.5	23.9	24.0	86.4	86.3	6.1	6.1		0.7	0.7		10.0	10.0	
4-Jul-08	Sunny	Calm	07:55	Surface	1	26.7	26.7	7.6	7.6	26.4	26.4	97.8	97.8	7.1	7.1	6.8	0.7	0.7	1.0	11.0	11.0	10.0
				Middle	4.5	26.0	26.0	7.6	7.6	28.0	28.0	87.4	87.1	6.4	6.4		1.0	1.0		7.0	7.0	
				Bottom	8	25.4	25.4	7.6	7.6	29.9	30.1	82.4	81.7	6.7	6.7		1.3	1.3		12.0	12.0	
7-Jul-08	Sunny	Calm	09:00	Surface	1	26.7	26.7	7.6	7.6	22.4	22.5	101.3	101.1	7.2	7.2	7.1	1.8	1.7	1.9	5.0	5.0	6.2
				Middle	4.5	26.6	26.6	7.6	7.6	23.1	23.1	97.4	96.7	6.9	6.9		1.5	1.5		6.0	5.5	
				Bottom	8	26.4	26.3	7.6	7.6	28.2	28.7	93.7	93.2	6.4	6.4		2.5	2.6		8.0	8.0	
9-Jul-08	Cloudy	Calm	10:28	Surface	1	25.9	25.9	7.5	7.5	25.5	25.6	86.5	86.2	6.4	6.4	6.3	1.3	1.3	1.9	4.0	4.0	4.3
				Middle	4.5	25.9	25.9	7.5	7.5	25.9	25.9	84.0	84.3	6.2	6.2		1.3	1.3		5.0	5.0	
				Bottom	8	24.9	24.9	7.5	7.5	30.4	30.4	82.8	82.8	6.2	6.2		3.2	3.2		4.0	4.0	
11-Jul-08	Sunny	Calm	14:17	Surface	1	27.1	27.1	7.6	7.6	21.6	21.6	103.8	103.9	7.3	7.3	7.2	1.9	1.9	1.8	6.0	6.0	8.3
				Middle	4.5	27.1	27.1	7.6	7.6	22.3	22.3	101.3	101.1	7.1	7.1		1.8	1.8		9.0	9.0	
				Bottom	8	27.0	27.0	7.6	7.6	22.8	22.9	99.2	99.3	7.0	7.0		1.7	1.7		10.0	10.0	
14-Jul-08	Sunny	Calm	18:11	Surface	1	26.6	26.6	7.5	7.5	20.0	20.0	112.4	112.2	8.1	8.1	6.9	2.2	2.2	2.9	5.0	5.0	5.3
				Middle	4.5	25.5	25.5	7.5	7.5	24.8	24.8	79.1	79.1	5.6	5.6		3.0	3.0		3.0	3.0	
				Bottom	8	24.8	24.8	7.5	7.5	29.6	29.7	92.6	92.7	6.3	6.3		3.1	3.2		8.0	8.0	
16-Jul-08	Sunny	Calm	17:53	Surface	1	28.1	28.1	7.6	7.6	18.2	18.2	122.7	122.8	8.8	8.8	8.1	0.7	0.7	0.9	8.0	8.0	7.7
				Middle	5	26.8	26.8	7.6	7.6	23.3	23.3	102.5	102.4	7.3	7.3		1.0	0.9		9.0	9.0	
				Bottom	9	25.3	25.3	7.6	7.6	29.8	29.8	82.1	82.1	6.1	6.1		1.0	1.0		6.0	6.0	
18-Jul-08	Sunny	Calm	17:52	Surface	1	26.8	26.8	7.6	7.6	19.3	19.4	133.0	133.3	9.2	9.2	8.4	1.2	1.2	1.0	6.0	6.0	6.5
				Middle	5	26.1	26.1	7.6	7.6	23.2	23.2	109.6	109.5	7.6	7.6		0.8	0.8		7.0	7.0	
				Bottom	9	25.4	25.5	7.6	7.6	27.7	27.6	82.9	82.7	6.0	6.0		1.0	1.0		6.0	6.5	
21-Jul-08	Sunny	Calm	08:27	Surface	1	27.3	27.3	7.5	7.5	25.9	25.9	140.7	140.8	9.6	9.7	9.9	1.8	1.7	1.8	7.0	7.0	8.8
				Middle	4.5	27.1	27.1	7.5	7.5	26.3	26.3	144.9	145.1	10.0	10.0		1.5	1.5		8.0	8.5	
				Bottom	8	25.5	25.5	7.5	7.5	29.6	29.6	96.2	96.1	6.7	6.7		2.1	2.1		11.0	11.0	
23-Jul-08	Sunny	Calm	09:44	Surface	1	27.7	28.0	7.6	7.6	24.0	23.8	114.7	114.6	8.3	8.3	8.3	0.8	0.9	1.0	14.0	14.0	12.5
				Middle	4.5	27.2	27.2	7.5	7.5	24.5	24.6	114.5	111.7	8.4	8.3		1.1	1.2		12.0	12.0	
				Bottom	8	25.0	25.0	8.0	8.0	30.8	30.9	99.8	99.8	6.3	6.3		0.7	0.8		12.0	11.5	
25-Jul-08	Sunny	Calm	10:31	Surface	1	28.5	28.5	8.3	7.8	26.2	26.3	90.3	90.3	7.3	7.3	7.9	1.7	1.7	1.8	9.0	9.5	10.8
				Middle	4	28.2	28.2	7.9	7.9	26.8	26.8	108.2	108.2	8.5	8.5		1.8	1.8		11.0	11.0	
				Bottom	7	25.0	24.9	7.2	7.3	32.0	32.1	70.9	70.8	6.5	6.5		2.2	2.0		12.0	12.0	
28-Jul-08	Sunny	Calm	16:56	Surface	1	25.7	25.7	8.9	8.9	30.9	30.9	97.8	97.8	7.0	7.0	7.5	0.8	0.8	0.7	5.0	5.0	6.8
				Middle	4.5	25.1	25.0	8.3	8.4	31.6	31.7	106.5	106.9	7.9	8.0		0.6	0.6		5.0	5.0	
				Bottom	8	23.8	23.7	8.1	8.7	33.5	33.7	94.5	92.2	6.3	6.2		0.6	0.7		10.0	10.5	





### Water Quality Monitoring Results at I1 - Mid-Flood Tide (with marine works and with silt curtain)

Date	Weather Condition	Sea Condition**	Sampling Time	Depth (m)		Water Temperature (°C)		pH		Salinity ppt		DO Saturation (%)		Dissolved Oxygen (mg/L)			Turbidity (NTU)			Suspended Solids (mg/L)		
						Value	Average	Value	Average	Value	Average	Value	Average	Value	Average	DA*	Value	Average	DA*	Value	Average	DA*
24-Sep-08	Fine	Moderate	17:22	Surface	1	26.4	26.4	8.3	8.5	30.7	30.8	102.7	99.9	7.0	6.8	6.5	3.1	3.1	4.0	24.0	24.0	33.5
				Middle	4.5	26.3	26.3	8.7	8.2	31.3	31.3	91.6	91.2	6.2	6.2		4.4	4.5		38.0	38.0	
				Bottom	8	26.3	26.3	8.6	8.4	31.3	31.3	90.8	89.5	6.2	6.0		4.5	4.3		38.0	38.0	
26-Sep-08	Fine	Calm	17:42	Surface	1	27.4	27.4	8.2	8.2	31.5	31.5	90.3	90.3	7.0	7.0	7.0	2.5	2.5	2.4	9.0	9.0	11.7
				Middle	4.5	27.2	27.2	8.4	8.4	31.5	31.5	90.0	89.9	7.0	7.0		2.3	2.3		13.0	13.0	
				Bottom	8	27.1	27.1	8.3	8.8	31.5	31.6	89.8	87.4	7.0	6.8		2.2	2.3		13.0	13.0	
29-Sep-08	Fine	Calm	18:28	Surface	1	27.4	27.4	8.0	8.1	32.1	32.1	84.1	83.6	6.6	6.6	6.6	5.5	5.5	5.7	5.0	5.0	7.8
				Middle	4.5	27.2	27.2	8.5	8.2	32.3	32.3	83.3	83.3	6.5	6.5		5.8	6.0		9.0	9.5	
				Bottom	8	27.2	27.2	8.1	8.5	32.3	32.3	83.2	83.2	6.5	6.5		6.1	5.6		10.0	9.0	
2-Oct-08	Sunny	Calm	08:36	Surface	1	27.4	27.5	7.8	7.9	27.7	27.6	88.4	88.4	6.4	6.4	6.7	2.6	2.6	2.9	11.0	11.0	13.7
				Middle	4.5	26.5	26.5	8.5	8.1	28.5	28.6	105.0	95.9	7.4	7.0		2.7	2.8		12.0	12.0	
				Bottom	8	25.8	25.8	8.6	8.2	29.4	29.5	86.7	76.6	6.1	6.1		3.1	3.4		18.0	18.0	
4-Oct-08	Cloudy	Calm	10:01	Surface	1	27.4	27.4	7.7	7.8	27.6	27.5	88.7	88.5	6.5	6.5	7.0	2.6	2.5	2.9	10.0	10.0	11.7
				Middle	4.5	26.6	26.4	8.3	8.1	28.5	28.6	105.0	105.4	7.4	7.4		2.8	2.7		11.0	11.0	
				Bottom	8	26.0	26.0	8.7	8.3	29.3	29.4	105.8	72.2	6.1	6.1		3.2	3.4		14.0	14.0	
6-Oct-08	Cloudy	Calm	08:27	Surface	1	25.0	25.0	7.3	7.4	31.0	31.0	86.3	89.7	7.0	7.1	7.1	2.4	2.4	2.5	11.0	11.0	10.7
				Middle	4.5	25.9	25.9	8.0	7.6	29.6	29.6	94.5	92.6	7.1	7.0		2.5	2.4		13.0	13.0	
				Bottom	8	25.8	25.8	7.4	7.8	29.6	29.6	90.6	89.8	6.8	6.5		2.7	2.8		8.0	8.0	
10-Oct-08	Sunny	Calm	17:08	Surface	1	26.9	26.9	7.7	7.8	31.3	31.4	93.4	93.1	6.9	6.9	6.9	1.9	1.9	2.5	15.0	15.0	15.0
				Middle	4.5	26.8	26.9	8.2	8.0	31.5	31.6	93.1	92.6	6.8	6.8		2.4	2.5		15.0	15.0	
				Bottom	8	27.2	27.2	7.9	8.3	32.0	32.0	92.7	93.6	6.9	6.9		2.9	3.0		15.0	15.0	
13-Oct-08	Sunny	Calm	17:53	Surface	1	26.6	26.5	7.4	7.5	29.5	30.9	102.9	105.5	7.7	7.8	7.5	2.9	2.9	3.2	9.0	9.0	12.7
				Middle	4.5	26.8	26.8	7.9	7.9	32.3	32.2	96.7	96.7	7.1	7.1		3.2	3.3		15.0	15.0	
				Bottom	8	26.8	26.8	7.9	8.0	32.1	32.2	96.8	96.8	7.1	7.1		3.4	3.4		14.0	14.0	
15-Oct-08	Fine	Calm	18:28	Surface	1	27.4	27.5	7.7	7.9	27.7	27.6	88.4	88.4	6.5	6.5	6.8	2.6	2.6	2.9	9.0	9.0	9.5
				Middle	4.5	26.7	26.5	8.3	8.0	28.4	28.6	104.9	95.8	7.6	7.1		2.7	2.7		13.0	13.0	
				Bottom	8	25.8	25.8	7.9	8.2	29.4	29.4	86.7	78.7	6.6	6.1		3.1	3.3		7.0	6.5	
17-Oct-08	Sunny	Calm	08:48	Surface	1	27.2	27.2	7.6	7.6	29.9	30.6	83.2	84.6	6.8	6.9	6.7	2.8	2.8	3.2	10.0	10.0	10.3
				Middle	4.5	27.0	27.0	7.7	7.8	31.3	31.3	80.1	80.0	6.5	6.5		3.1	3.2		11.0	11.0	
				Bottom	8	26.8	26.8	7.8	8.0	31.2	31.3	79.8	79.2	6.5	6.5		3.4	3.5		10.0	10.0	
20-Oct-08	Sunny	Calm	12:19	Surface	1	27.5	27.5	8.1	7.8	30.1	30.4	90.9	91.7	7.0	6.6	6.5	2.9	2.9	3.2	12.0	12.0	12.2
				Middle	4.5	27.3	27.3	7.1	7.6	30.8	30.8	89.3	89.1	6.3	6.4		3.1	3.2		12.0	12.0	
				Bottom	8	27.1	27.1	8.2	8.0	30.8	30.8	88.9	87.9	6.4	6.6		3.3	3.6		12.0	12.5	
24-Oct-08	Sunny	Calm	16:16	Surface	1	27.0	27.0	7.3	7.4	29.8	30.7	84.4	86.1	7.1	7.0	6.8	2.6	2.7	3.1	13.0	13.0	12.7
				Middle	4.5	27.1	27.1	7.9	7.6	31.5	31.5	87.7	80.4	6.9	6.6		3.0	3.1		14.0	14.0	
				Bottom	8	27.0	27.0	7.3	7.8	31.4	31.5	80.3	79.8	6.6	6.2		3.1	3.4		11.0	11.0	

**Water Quality Monitoring Results at I1 - Mid-Flood Tide (with marine works and with silt curtain)**

Date	Weather Condition	Sea Condition**	Sampling Time	Depth (m)		Water Temperature (°C)		pH		Salinity ppt		DO Saturation (%)		Dissolved Oxygen (mg/L)			Turbidity(NTU)			Suspended Solids (mg/L)		
						Value	Average	Value	Average	Value	Average	Value	Average	Value	Average	DA*	Value	Average	DA*	Value	Average	DA*
27-Oct-08	Fine	Calm	17:46	Surface	1	26.2	26.2	7.7	7.8	29.9	30.5	92.6	93.9	6.9	6.7	6.5	2.7	2.7	3.1	10.0	10.0	10.3
				Middle	4.5	26.2	26.2	8.3	8.1	31.2	31.2	89.9	89.8	6.2	6.3		3.0	3.1		9.0	9.0	
				Bottom	8	26.0	26.0	7.9	8.3	31.1	31.2	88.8	88.8	6.5	6.5		3.3	3.5		12.0	12.0	
29-Oct-08	Fine	Calm	18:14	Surface	1	26.6	26.6	7.5	7.6	29.9	30.6	88.5	90.0	6.8	6.7	6.5	2.5	2.6	3.0	13.0	13.0	12.2
				Middle	4.5	26.6	26.6	7.7	7.7	31.3	31.3	85.2	85.1	6.2	6.3		3.0	3.1		14.0	14.0	
				Bottom	8	26.5	26.5	7.7	7.8	31.3	31.3	84.3	84.3	6.3	6.3		3.3	3.4		9.0	9.5	
31-Oct-08	Sunny	Calm	14:17	Surface	1	26.9	26.9	8.2	8.1	31.2	31.3	95.7	97.7	6.8	6.8	6.5	3.7	3.8	4.1	7.0	7.0	11.3
				Middle	4.5	26.7	26.7	7.7	7.9	31.7	31.7	90.9	90.9	6.2	6.2		4.1	4.2		12.0	12.0	
				Bottom	8	26.6	26.6	8.2	8.2	31.8	31.8	95.5	93.0	6.6	6.5		4.4	4.4		15.0	15.0	
3-Nov-08	Fine	Calm	10:39	Surface	1	27.0	27.0	7.5	7.6	31.8	31.8	89.7	89.9	6.6	6.6	6.6	2.6	2.7	3.1	11.0	11.0	10.3
				Middle	4.5	26.4	26.4	7.8	7.8	32.1	32.0	89.9	89.9	6.6	6.6		3.0	3.1		10.0	10.0	
				Bottom	8	26.0	26.0	7.8	7.9	32.0	32.0	88.2	88.9	6.6	6.7		3.3	3.4		10.0	10.0	
5-Nov-08	Cloudy	Calm	16:44	Surface	1	27.1	27.1	8.2	8.1	29.8	30.6	93.8	93.7	6.5	6.5	6.6	2.7	2.7	3.1	13.0	12.5	12.2
				Middle	4.5	27.0	27.0	8.1	8.1	31.4	31.4	95.3	95.2	6.6	6.6		3.1	3.2		8.0	8.0	
				Bottom	8	26.9	26.9	8.3	8.3	31.3	31.4	89.5	89.5	6.1	6.2		3.4	3.5		16.0	16.0	
7-Nov-08	Fine	Calm	15:19	Surface	1	26.9	26.9	8.2	8.0	30.2	30.2	78.7	78.8	6.2	6.2	6.5	2.4	2.4	3.0	16.0	16.0	13.7
				Middle	4.5	26.8	26.9	8.1	7.9	30.3	30.4	87.8	86.8	6.9	6.8		2.9	3.0		10.0	10.0	
				Bottom	8	27.0	27.0	7.9	8.1	31.2	31.2	73.7	74.0	6.3	6.2		3.5	3.6		15.0	15.0	
10-Nov-08	Fine	Calm	16:29	Surface	1	25.7	25.7	7.4	7.5	29.8	30.6	85.8	87.1	7.0	7.1	7.2	2.6	2.6	3.1	9.0	9.0	8.5
				Middle	4.5	25.8	25.8	7.9	7.8	31.3	31.3	90.7	90.2	7.2	7.2		3.0	3.1		7.0	7.5	
				Bottom	8	25.9	25.9	7.6	7.9	31.6	31.7	83.7	83.9	6.8	6.8		3.4	3.5		9.0	9.0	
12-Nov-08	Fine	Calm	17:18	Surface	1	25.4	25.5	7.7	7.8	31.8	31.9	87.4	87.7	6.3	6.4	6.5	2.9	2.9	2.9	10.0	10.0	11.8
				Middle	4.5	25.3	25.4	7.9	7.9	31.8	31.8	89.7	89.9	6.6	6.6		2.7	2.8		12.0	12.0	
				Bottom	8	25.0	25.0	7.9	8.1	32.1	32.0	89.9	89.1	6.6	6.6		3.1	3.1		14.0	13.5	
14-Nov-08	Fine	Calm	17:49	Surface	1	25.4	25.4	7.6	7.8	31.5	31.6	91.6	92.8	6.5	6.5	6.5	2.1	2.2	2.5	18.0	18.0	14.0
				Middle	4.5	25.2	25.2	8.3	8.3	31.7	31.8	90.3	90.4	6.4	6.4		2.5	2.6		12.0	12.0	
				Bottom	8	25.1	25.1	8.1	8.2	31.9	31.9	90.2	91.5	6.1	6.2		2.8	2.8		12.0	12.0	
17-Nov-08	Sunny	Calm	10:51	Surface	1	25.4	25.4	7.4	7.4	31.7	31.7	89.4	90.2	6.4	6.5	6.5	2.5	2.6	2.7	16.0	16.0	13.3
				Middle	4.5	25.2	25.3	8.2	8.1	31.8	31.8	90.5	90.4	6.5	6.5		2.6	2.7		14.0	14.0	
				Bottom	8	25.1	25.1	7.8	7.9	32.0	32.0	90.1	90.1	6.4	6.5		2.9	2.9		10.0	10.0	
19-Nov-08	Fine	Calm	14:08	Surface	1	25.1	25.0	7.7	7.9	28.0	29.4	96.4	99.0	7.2	7.3	7.0	1.9	1.9	2.2	15.0	15.5	14.8
				Middle	4.5	25.3	25.3	8.3	8.1	30.8	30.7	91.2	91.4	6.6	6.6		2.2	2.3		11.0	11.0	
				Bottom	8	25.3	25.3	8.0	8.2	30.6	30.7	91.3	91.0	6.6	6.6		2.4	2.4		18.0	18.0	
21-Nov-08	Sunny	Calm	14:41	Surface	1	26.4	26.4	7.0	7.2	27.6	27.6	82.3	81.3	6.4	6.2	6.4	2.1	2.1	2.7	13.0	13.0	14.0
				Middle	4.5	25.7	25.5	7.9	7.6	28.3	28.5	105.0	95.8	7.1	6.6		2.5	2.5		15.0	15.0	
				Bottom	8	24.9	24.9	7.3	7.7	29.2	29.4	82.7	83.0	6.1	6.1		3.0	3.4		14.0	14.0	

**Water Quality Monitoring Results at I1 - Mid-Flood Tide (with marine works and with silt curtain)**

Date	Weather Condition	Sea Condition**	Sampling Time	Depth (m)		Water Temperature (°C)		pH		Salinity ppt		DO Saturation (%)		Dissolved Oxygen (mg/L)			Turbidity(NTU)			Suspended Solids (mg/L)		
						Value	Average	Value	Average	Value	Average	Value	Average	Value	Average	DA*	Value	Average	DA*	Value	Average	DA*
24-Nov-08	Sunny	Calm	15:49	Surface	1	24.9	24.9	7.5	7.6	30.7	31.1	92.9	94.3	6.7	6.6	6.5	2.3	2.4	2.8	9.0	9.5	11.5
				Middle	4.5	24.8	24.8	8.2	8.0	31.6	31.6	90.4	90.4	6.3	6.3		2.7	2.8		12.0	12.0	
				Bottom	8	24.7	24.7	7.7	8.0	31.7	31.7	90.0	90.0	5.7	6.1		6.1	3.0		3.1	13.0	
26-Nov-08	Sunny	Calm	16:02	Surface	1	23.0	23.0	7.8	8.0	31.0	31.0	76.3	75.6	6.2	6.2	6.6	2.4	2.4	2.5	6.0	6.5	8.2
				Middle	4.5	23.9	23.9	8.6	8.4	29.6	29.6	94.5	92.6	7.1	7.0		2.5	2.4		12.0	12.0	
				Bottom	8	23.8	23.8	8.1	8.3	29.6	29.6	82.6	81.7	6.3	6.3		6.3	2.7		2.8	6.0	
28-Nov-08	Fine	Calm	17:37	Surface	1	22.9	22.9	7.0	7.2	33.9	33.9	88.8	88.8	6.3	6.3	6.3	2.4	2.5	2.4	13.0	13.0	14.3
				Middle	4.5	22.9	22.9	7.7	7.4	33.9	33.9	88.9	88.9	6.3	6.3		2.3	2.3		12.0	12.0	
				Bottom	8	22.9	22.9	7.3	7.7	33.9	33.9	88.5	88.5	6.3	6.3		6.3	2.3		2.4	18.0	
1-Dec-08	Sunny	Calm	09:38	Surface	1	22.5	22.5	7.3	7.4	34.2	34.2	102.3	102.1	7.3	7.3	7.3	1.6	1.6	1.8	8.0	8.0	12.0
				Middle	5	22.4	22.4	7.5	7.7	34.1	34.2	100.4	100.2	7.2	7.2		1.7	1.8		10.0	10.0	
				Bottom	9	22.3	22.3	7.5	7.8	34.2	34.2	98.9	98.9	7.1	7.1		7.1	2.0		2.0	18.0	
3-Dec-08	Sunny	Calm	15:18	Surface	1	22.4	22.4	7.5	7.8	31.3	31.3	84.9	85.0	6.1	6.1	6.4	2.5	2.5	2.7	7.0	7.5	7.5
				Middle	5	22.8	22.8	7.9	7.9	30.6	30.6	93.9	92.8	6.8	6.7		2.6	2.7		8.0	8.0	
				Bottom	9	22.8	22.8	7.9	7.8	30.7	30.7	87.1	86.4	6.2	6.2		6.2	2.9		2.9	7.0	
5-Dec-08	Sunny	Moderate	13:40	Surface	1	22.6	22.6	7.8	7.7	29.9	30.6	93.5	95.0	6.8	6.7	6.5	2.0	2.1	2.5	15.0	15.0	13.3
				Middle	4.5	22.6	22.6	7.8	7.9	31.3	31.3	90.2	90.1	6.2	6.3		2.5	2.6		13.0	13.0	
				Bottom	8	22.5	22.5	8.0	8.2	31.3	31.3	86.4	87.9	6.3	6.3		6.3	2.8		2.9	12.0	
8-Dec-08	Sunny	Calm	14:16	Surface	1	23.9	23.9	7.7	7.7	30.7	30.8	94.7	95.8	7.0	7.0	7.1	3.0	3.1	3.6	6.0	6.0	4.7
				Middle	4.5	23.8	23.8	7.8	7.8	31.0	31.1	100.3	99.8	7.2	7.2		3.5	3.6		4.0	4.0	
				Bottom	8	23.8	23.8	7.8	8.0	31.5	31.5	93.1	93.2	6.5	6.7		6.7	3.9		4.0	4.0	
10-Dec-08	Sunny	Calm	15:14	Surface	1	23.1	23.2	7.2	7.3	31.2	31.3	96.0	96.7	7.1	7.2	7.3	2.9	3.0	3.2	13.0	13.0	9.5
				Middle	4.5	23.0	23.1	7.6	7.6	31.5	31.5	100.0	99.8	7.4	7.4		3.1	3.2		8.0	8.0	
				Bottom	8	22.9	22.9	7.5	7.7	31.8	31.7	96.5	96.6	7.1	7.2		7.2	3.5		3.5	7.0	
12-Dec-08	Sunny	Calm	16:52	Surface	1	23.0	23.0	7.8	8.0	29.9	30.6	90.5	91.3	7.0	6.6	6.5	2.8	2.8	3.1	14.0	14.0	13.3
				Middle	4.5	22.8	22.8	8.6	8.4	30.7	30.7	88.9	88.7	6.2	6.3		3.0	3.1		14.0	14.0	
				Bottom	8	22.6	22.6	8.1	8.3	30.7	30.7	94.5	90.2	6.5	6.6		6.6	3.3		3.5	12.0	
15-Dec-08	Sunny	Moderate	10:43	Surface	1	22.8	22.8	7.6	7.7	29.9	31.0	92.0	93.1	7.2	6.9	6.8	2.4	2.4	2.8	7.0	7.0	8.3
				Middle	4.5	22.7	22.7	8.0	7.9	31.0	31.0	89.5	89.4	6.5	6.6		2.8	2.9		7.0	7.0	
				Bottom	8	22.6	22.6	7.9	8.1	31.0	31.0	88.4	89.4	6.5	6.7		6.7	3.1		3.2	11.0	
17-Dec-08	Sunny	Calm	10:56	Surface	1	22.7	22.7	7.6	7.7	30.2	30.2	98.6	98.9	6.9	6.9	6.6	3.1	3.0	3.3	3.0	3.0	3.0
				Middle	4.5	22.6	22.6	8.1	7.9	30.3	30.3	92.5	92.3	6.3	6.3		3.0	3.1		3.0	3.0	
				Bottom	8	22.4	22.4	7.8	8.1	30.4	30.4	91.6	91.7	6.3	6.3		6.3	3.5		3.7	3.0	
19-Dec-08	Sunny	Calm	13:09	Surface	1	22.5	22.4	7.7	7.8	29.5	30.9	97.9	100.5	6.7	6.8	6.5	2.9	2.9	3.2	9.0	9.0	9.0
				Middle	4.5	22.7	22.7	8.3	8.1	32.3	32.2	91.7	91.7	6.1	6.1		3.2	3.3		10.0	10.0	
				Bottom	8	22.7	22.7	7.9	8.2	32.0	32.2	91.7	91.8	6.1	6.1		6.1	3.4		3.4	8.0	

**Water Quality Monitoring Results at I1 - Mid-Flood Tide (with marine works and with silt curtain)**

Date	Weather Condition	Sea Condition**	Sampling Time	Depth (m)		Water Temperature (°C)		pH		Salinity ppt		DO Saturation (%)		Dissolved Oxygen (mg/L)			Turbidity(NTU)			Suspended Solids (mg/L)		
						Value	Average	Value	Average	Value	Average	Value	Average	Value	Average	DA*	Value	Average	DA*	Value	Average	DA*
22-Dec-08	Sunny	Calm	14:51	Surface	1	22.4	22.5	7.7	7.8	31.3	31.3	100.9	101.1	6.7	6.7	6.6	3.0	3.0	3.2	6.0	6.0	5.5
				Middle	5	22.3	22.3	8.0	7.9	31.4	31.4	97.2	96.8	6.5	6.5		3.1	3.1		6.0	6.0	
				Bottom	9	22.2	22.2	8.2	8.2	31.4	31.4	94.9	94.4	6.3	6.3		3.4	3.5		4.0	4.5	
24-Dec-08	Sunny	Calm	16:07	Surface	1	22.5	22.5	7.3	7.4	28.5	28.5	102.5	100.6	7.7	7.6	7.0	1.9	1.9	2.2	3.0	3.0	3.7
				Middle	4.5	21.8	21.8	7.8	7.7	29.9	30.0	82.9	82.0	6.4	6.3		2.2	2.3		5.0	5.0	
				Bottom	8	21.5	21.5	7.6	7.8	30.5	30.5	78.5	78.3	6.1	6.1		2.4	2.4		3.0	3.0	
27-Dec-08	Sunny	Calm	08:50	Surface	1	21.7	21.7	7.6	7.7	29.8	29.8	111.7	109.2	8.0	7.9	7.5	1.9	1.9	2.5	8.0	8.5	10.2
				Middle	4.5	21.6	21.6	7.9	7.9	29.9	29.9	96.9	96.7	7.1	7.1		2.4	2.5		15.0	15.0	
				Bottom	8	21.5	21.5	8.2	8.3	30.0	30.0	95.0	95.0	6.9	6.9		2.9	3.0		7.0	7.0	
29-Dec-08	Cloudy	Moderate	09:10	Surface	1	19.6	19.6	7.2	7.3	34.2	34.2	92.1	92.0	6.9	6.9	6.9	2.1	2.2	2.7	9.0	9.0	8.0
				Middle	4.5	19.6	19.6	7.4	7.4	34.2	34.2	86.5	89.8	6.5	6.8		2.4	2.6		8.0	8.0	
				Bottom	8	19.6	19.6	7.8	7.8	34.3	34.3	94.9	95.2	7.1	7.1		3.1	3.2		7.0	7.0	
31-Dec-08	Cloudy	Calm	09:04	Surface	1	22.5	22.4	7.8	7.9	31.8	31.9	87.4	87.7	6.3	6.4	6.5	2.9	2.9	3.2	12.0	12.0	13.5
				Middle	4.5	22.7	22.7	8.3	8.1	31.8	31.8	89.7	89.9	6.6	6.6		3.2	3.3		10.0	10.0	
				Bottom	8	22.7	22.7	8.0	8.2	32.1	32.0	89.9	89.3	6.6	6.6		3.4	3.4		18.0	18.5	
2-Jan-09	Fine	Calm	11:40	Surface	1	22.4	22.3	7.7	7.8	31.7	31.8	87.3	87.6	6.2	6.3	6.4	2.8	2.8	3.1	11.0	11.0	9.7
				Middle	4.5	22.6	22.6	8.0	8.0	31.7	31.7	89.6	89.8	6.5	6.5		3.1	3.2		8.0	8.0	
				Bottom	8	22.6	22.6	8.2	8.2	32.0	31.9	89.8	90.5	6.5	6.5		3.3	3.3		10.0	10.0	
5-Jan-09	Sunny	Calm	13:18	Surface	1	22.3	22.3	7.7	7.8	31.4	31.4	100.7	100.9	6.6	6.6	6.5	1.5	1.5	1.7	7.0	7.0	7.2
				Middle	5	22.1	22.2	7.9	7.9	31.5	31.5	97.0	96.6	6.3	6.3		1.6	1.6		8.0	8.0	
				Bottom	9	22.1	22.1	8.1	8.1	31.5	31.5	94.7	94.2	6.2	6.2		1.9	2.0		6.0	6.5	
7-Jan-09	Sunny	Moderate	13:08	Surface	1	20.1	20.1	7.4	7.4	34.5	34.6	99.7	99.4	7.7	7.7	7.7	3.2	3.2	3.7	6.0	6.0	8.2
				Middle	4.5	20.0	20.1	7.6	7.6	34.7	34.8	99.4	98.9	7.6	7.6		3.7	3.8		7.0	7.0	
				Bottom	8	20.4	20.4	7.7	7.9	35.2	35.2	99.0	99.9	7.7	7.7		4.0	4.1		12.0	11.5	
9-Jan-09	Sunny	Moderate	15:37	Surface	1	19.7	19.7	7.6	7.7	29.7	30.4	90.7	92.1	6.4	6.5	6.4	3.0	3.0	3.4	7.0	7.0	11.7
				Middle	4.5	19.5	19.5	7.9	7.8	31.1	31.0	87.6	88.0	6.1	6.2		3.3	3.4		12.0	12.0	
				Bottom	8	19.3	19.3	7.8	8.0	31.0	31.1	86.7	86.7	6.1	6.1		3.6	3.7		16.0	16.0	
12-Jan-09	Sunny	Moderate	08:32	Surface	1	20.0	19.9	7.7	7.7	34.9	35.0	87.6	87.9	6.2	6.3	6.4	2.4	2.4	2.7	9.0	9.5	9.5
				Middle	5	20.2	20.2	7.8	7.7	34.9	34.9	89.9	90.1	6.5	6.5		2.7	2.8		7.0	7.0	
				Bottom	9	20.2	20.2	8.0	8.0	35.2	35.1	90.1	90.1	6.5	6.5		2.9	2.9		12.0	12.0	
14-Jan-09	Sunny	Moderate	10:00	Surface	1	16.4	16.5	8.0	8.2	34.1	34.1	92.0	91.8	6.8	6.8	6.8	2.0	2.0	2.5	8.0	8.0	10.3
				Middle	4.5	16.4	16.4	8.1	8.2	34.1	34.1	86.3	89.6	6.4	6.7		2.3	2.5		10.0	10.0	
				Bottom	8	16.4	16.4	8.7	8.6	34.1	34.2	94.7	95.2	6.9	6.9		2.8	3.0		13.0	13.0	
16-Jan-09	Sunny	Moderate	11:17	Surface	1	16.3	16.2	8.3	8.4	31.4	31.5	97.8	97.8	6.7	6.7	6.4	4.4	4.5	4.1	9.0	9.0	8.7
				Middle	4.5	17.1	17.1	7.9	7.9	31.7	31.7	87.4	87.1	6.0	6.0		4.1	4.1		12.0	12.0	
				Bottom	8	17.0	17.0	7.8	7.9	32.3	32.3	87.4	86.0	6.3	6.3		3.7	3.7		5.0	5.0	

**Water Quality Monitoring Results at I1 - Mid-Flood Tide (with marine works and with silt curtain)**

Date	Weather Condition	Sea Condition**	Sampling Time	Depth (m)		Water Temperature (°C)		pH		Salinity ppt		DO Saturation (%)		Dissolved Oxygen (mg/L)			Turbidity(NTU)			Suspended Solids (mg/L)		
						Value	Average	Value	Average	Value	Average	Value	Average	Value	Average	DA*	Value	Average	DA*	Value	Average	DA*
19-Jan-09	Fine	Moderate	12:47	Surface	1	16.4 16.4	16.4	7.9 8.3	8.1	34.0 34.0	34.0	91.8 91.5	91.7	6.7 6.6	6.7	6.6	2.0 2.1	2.1	2.4	9.0 1.0	5.0	10.3
				Middle	4.5	16.5 16.5	16.5	8.2 8.2	8.2	33.9 34.1	34.0	86.3 92.7	89.5	6.2 6.8	6.5		2.1 2.4	2.3		13.0 13.0	13.0	
				Bottom	8	16.5 16.5	16.5	8.5 8.7	8.6	34.2 34.2	34.2	94.8 95.2	95.0	7.0 6.8	6.9		2.8 3.0	2.9		13.0 13.0	13.0	
21-Jan-09	Sunny	Moderate	10:14	Surface	1	20.5 20.5	20.5	7.8 7.7	7.8	33.6 33.6	33.6	94.4 92.2	93.3	6.2 6.4	6.3	6.4	1.9 1.9	1.9	2.3	3.0 3.0	3.0	2.7
				Middle	4.5	20.4 20.4	20.4	7.9 7.6	7.8	33.6 33.6	33.6	90.0 89.7	89.9	6.4 6.4	6.4		2.3 2.4	2.4		<2.5 <2.5	<2.5	
				Bottom	8	20.3 20.3	20.3	8.0 7.8	7.9	33.4 33.8	33.6	88.3 88.0	88.2	6.4 6.3	6.4		2.6 2.6	2.6		<2.5 <2.5	<2.5	
23-Jan-09	Sunny	Calm	10:52	Surface	1	21.6 21.6	21.6	7.6 7.8	7.7	34.4 34.4	34.4	95.5 99.5	97.5	6.8 6.7	6.8	6.5	1.9 2.0	2.0	2.3	4.0 4.0	4.0	4.0
				Middle	4.5	21.4 21.4	21.4	7.8 7.7	7.8	34.8 34.8	34.8	90.7 90.6	90.7	6.2 6.2	6.2		2.3 2.4	2.4		4.0 4.0	4.0	
				Bottom	8	21.3 21.3	21.3	8.2 8.0	8.1	34.9 34.9	34.9	90.0 90.3	90.2	6.3 6.3	6.3		2.6 2.6	2.6		4.0 4.0	4.0	
29-Jan-09	Fine	Calm	08:52	Surface	1	18.9 19.0	19.0	7.8 8.2	8.0	31.0 31.0	31.0	102.4 99.8	101.1	6.9 6.9	6.9	6.8	2.7 2.7	2.7	2.9	13.0 12.0	12.5	10.8
				Middle	5	18.8 18.8	18.8	8.2 8.0	8.1	31.0 31.0	31.0	98.7 97.8	98.3	6.7 6.6	6.7		2.8 2.8	2.8		12.0 12.0	12.0	
				Bottom	9	18.7 18.7	18.7	8.2 8.4	8.3	31.0 31.0	31.0	96.4 95.3	95.9	6.5 6.4	6.5		3.1 3.3	3.2		8.0 8.0	8.0	
31-Jan-09	Sunny	Calm	09:33	Surface	1	16.9 16.8	16.9	7.6 7.7	7.7	29.7 31.4	30.6	97.1 100.4	98.8	7.0 6.8	6.9	6.7	2.7 2.8	2.8	3.2	10.0 10.0	10.0	9.8
				Middle	4.5	16.9 16.9	16.9	8.1 7.8	8.0	31.5 31.3	31.4	93.2 93.0	93.1	6.4 6.4	6.4		3.1 3.2	3.2		9.0 10.0	9.5	
				Bottom	8	16.8 16.8	16.8	7.9 8.2	8.1	31.4 31.5	31.5	91.5 90.8	91.2	6.3 6.3	6.3		3.4 3.5	3.5		10.0 10.0	10.0	

Remarks: The reporting limit for laboratory analysis of suspended solids is 2.5 mg/L. For the results below the reporting limit, the SS level will be taken as 2.5 mg/L.  
 \* DA: Depth-Averaged  
 \*\* Calm: Small or no wave; Moderate: Between calm and rough; Rough : White capped or rougher



### Water Quality Monitoring Results at I2 - Mid-Ebb Tide (with marine works and with silt curtain)

Date	Weather Condition	Sea Condition**	Sampling Time	Depth (m)		Water Temperature (°C)		pH		Salinity ppt		DO Saturation (%)		Dissolved Oxygen (mg/L)			Turbidity(NTU)			Suspended Solids (mg/L)		
						Value	Average	Value	Average	Value	Average	Value	Average	Value	Average	DA*	Value	Average	DA*	Value	Average	DA*
3-Jun-08	Cloudy	Moderate	12:21	Surface	1	26.0 26.1	26.1	7.5 7.5	7.5	48.9 48.9	48.9	93.4 92.3	92.9	6.3 6.3	6.3	6.3	2.3 2.1	2.2	3.1	18.0 18.0	18.0	17.8
				Middle	4.5	26.1 26.1	26.1	7.5 7.5	7.5	48.9 48.9	48.9	90.9 90.7	90.8	6.2 6.2	6.2		2.5 2.2	2.4		18.0 18.0	18.0	
				Bottom	8	26.0 26.0	26.0	7.5 7.5	7.5	48.9 48.9	48.9	87.8 87.8	87.8	6.0 6.0	6.0		4.5 4.7	4.6		17.0 18.0	17.5	
5-Jun-08	Cloudy	Moderate	13:29	Surface	1	26.3 26.3	26.3	7.4 7.4	7.4	29.2 29.3	29.3	94.3 94.2	94.3	6.4 6.4	6.4	6.5	5.1 5.2	5.2	7.5	9.0 9.0	9.0	15.3
				Middle	4.5	26.3 26.3	26.3	7.4 7.3	7.4	29.6 29.6	29.6	94.2 94.1	94.2	6.5 6.5	6.5		6.8 6.8	6.8		15.0 15.0	15.0	
				Bottom	8	26.1 26.1	26.1	7.4 7.4	7.4	30.3 30.4	30.4	94.2 93.9	94.1	6.1 6.1	6.1		10.5 10.5	10.5		22.0 22.0	22.0	
7-Jun-08	Rainy	Rough	15:33	Surface	1	26.1 26.1	26.1	7.4 7.4	7.4	30.2 30.2	30.2	97.3 96.0	96.7	7.0 6.9	7.0	6.9	4.6 4.6	4.6	4.4	15.0 16.0	15.5	10.5
				Middle	4.5	26.1 26.1	26.1	7.5 7.5	7.5	30.3 30.3	30.3	93.5 93.3	93.4	6.7 6.7	6.7		4.4 4.2	4.3		9.0 9.0	9.0	
				Bottom	8	26.1 26.1	26.1	7.4 7.4	7.4	30.5 30.5	30.5	93.2 93.0	93.1	6.7 6.7	6.7		4.2 4.4	4.3		7.0 7.0	7.0	
10-Jun-08	Sunny	Calm	17:56	Surface	1	26.9 26.9	26.9	7.4 7.4	7.4	22.5 22.5	22.5	101.5 100.7	101.1	7.1 7.1	7.1	7.1	1.4 1.5	1.5	1.5	11.0 11.0	11.0	10.0
				Middle	4.5	26.9 26.9	26.9	7.4 7.4	7.4	22.5 22.5	22.5	100.1 100.0	100.1	7.0 7.0	7.1		1.5 1.4	1.5		8.0 8.0	8.0	
				Bottom	8	26.8 26.7	26.8	7.3 7.3	7.3	22.6 22.6	22.6	99.0 98.4	98.7	7.0 6.9	7.0		1.4 1.4	1.4		11.0 11.0	11.0	
12-Jun-08	Cloudy	Moderate	07:49	Surface	1	26.7 26.7	26.7	7.6 7.6	7.6	27.4 27.4	27.4	100.5 100.3	100.4	7.6 7.6	7.6	7.8	3.7 3.7	3.7	3.8	5.0 5.0	5.0	6.7
				Middle	4.5	26.9 26.9	26.9	7.6 7.6	7.6	27.2 27.2	27.2	103.1 103.2	103.2	7.8 7.9	7.9		3.8 3.8	3.8		8.0 8.0	8.0	
				Bottom	8	26.7 26.7	26.7	7.6 7.6	7.6	27.3 27.3	27.3	103.1 103.0	103.1	7.9 7.8	7.9		3.9 4.0	4.0		7.0 7.0	7.0	
14-Jun-08	Cloudy	Moderate	10:16	Surface	1	26.6 26.6	26.6	7.5 7.5	7.5	30.1 30.1	30.1	94.4 94.4	94.4	7.9 7.9	7.9	7.9	3.3 3.3	3.3	4.3	17.0 17.0	17.0	15.3
				Middle	4.5	26.6 26.6	26.6	7.6 7.6	7.6	30.2 30.2	30.2	94.0 94.0	94.0	7.8 7.8	7.8		4.5 4.5	4.5		17.0 17.0	17.0	
				Bottom	8	26.6 26.6	26.6	7.5 7.5	7.5	30.2 30.2	30.2	93.8 93.7	93.8	7.8 7.6	7.7		5.2 5.1	5.2		12.0 12.0	12.0	
16-Jun-08	Cloudy	Moderate	11:26	Surface	1	26.9 26.9	26.9	7.5 7.5	7.5	23.3 23.3	23.3	93.4 93.4	93.4	7.7 7.7	7.7	7.7	6.3 6.3	6.3	6.2	14.0 14.0	14.0	14.3
				Middle	4.5	26.1 26.1	26.1	7.5 7.5	7.5	27.8 27.8	27.8	92.8 88.1	90.5	7.7 7.4	7.6		5.8 5.8	5.8		13.0 13.0	13.0	
				Bottom	8	25.6 25.6	25.6	7.5 7.5	7.5	32.1 32.1	32.1	76.8 76.8	76.8	6.6 6.6	6.6		6.5 6.4	6.5		16.0 16.0	16.0	
18-Jun-08	Cloudy	Moderate	12:27	Surface	1	26.2 26.2	26.2	7.5 7.5	7.5	22.0 22.0	22.0	99.6 97.3	98.5	7.3 7.1	7.2	7.0	3.8 3.7	3.8	3.7	12.0 12.0	12.0	9.7
				Middle	5	26.2 26.2	26.2	7.5 7.5	7.5	22.2 22.1	22.2	92.1 92.1	92.1	6.7 6.7	6.7		3.6 3.6	3.6		5.0 5.0	5.0	
				Bottom	9	26.0 26.0	26.0	7.5 7.5	7.5	22.3 22.3	22.3	91.5 91.5	91.5	6.7 6.7	6.7		3.8 3.8	3.8		12.0 12.0	12.0	
20-Jun-08	Fine	Calm	13:36	Surface	1	26.4 26.4	26.4	7.4 7.4	7.4	30.4 30.5	30.5	84.3 84.2	84.3	6.6 6.6	6.6	6.6	2.2 2.2	2.2	2.9	6.0 6.0	6.0	6.7
				Middle	4.5	26.3 26.3	26.3	7.4 7.4	7.4	30.4 30.4	30.4	84.2 84.1	84.2	6.6 6.6	6.6		3.0 3.3	3.2		8.0 8.0	8.0	
				Bottom	8	26.3 26.3	26.3	7.4 7.4	7.4	30.4 30.3	30.4	84.2 83.9	84.1	6.5 6.5	6.5		3.1 3.2	3.2		6.0 6.0	6.0	
23-Jun-08	Fine	Calm	15:03	Surface	1	28.3 28.3	28.3	7.5 7.4	7.5	24.6 24.6	24.6	133.7 133.8	133.8	8.4 8.5	8.5	9.3	4.2 4.2	4.2	3.7	17.0 16.0	16.5	17.0
				Middle	5	27.7 27.7	27.7	7.5 7.5	7.5	25.0 25.0	25.0	153.0 152.0	152.5	10.0 9.9	10.0		3.6 3.6	3.6		15.0 16.0	15.5	
				Bottom	9	27.0 27.0	27.0	7.5 7.5	7.5	26.1 26.4	26.3	141.1 136.0	138.6	9.2 8.9	9.1		3.2 3.1	3.2		19.0 19.0	19.0	

### Water Quality Monitoring Results at I2 - Mid-Ebb Tide (with marine works and with silt curtain)

Date	Weather Condition	Sea Condition**	Sampling Time	Depth (m)		Water Temperature (°C)		pH		Salinity ppt		DO Saturation (%)		Dissolved Oxygen (mg/L)			Turbidity(NTU)			Suspended Solids (mg/L)		
						Value	Average	Value	Average	Value	Average	Value	Average	Value	Average	DA*	Value	Average	DA*	Value	Average	DA*
26-Jun-08	Rainy	Moderate	17:27	Surface	1	26.0 26.0	26.0	7.4 7.4	7.4	22.9 22.9	22.9	90.6 90.0	90.3	6.7 6.7	6.7	6.7	1.7 1.7	1.7	1.7	7.0 6.0	6.5	10.2
				Middle	6	26.0 26.0	26.0	7.5 7.5	7.5	23.1 23.1	23.1	88.9 88.7	88.8	6.6 6.6	6.6	6.6	1.6 1.6	1.6		8.0 8.0	8.0	
				Bottom	11	25.9 26.0	26.0	7.5 7.5	7.5	23.3 23.3	23.3	86.8 86.6	86.7	6.4 6.4	6.4	6.4	1.7 1.7	1.7		16.0 16.0	16.0	
28-Jun-08	Rainy	Calm	08:24	Surface	1	27.9 27.9	27.9	7.7 7.6	7.7	18.1 18.1	18.1	108.6 108.7	108.7	7.7 7.7	7.7	7.7	2.7 2.7	2.7	3.2	12.0 12.0	12.0	9.3
				Middle	4.5	26.8 26.8	26.8	7.7 7.6	7.7	20.6 20.6	20.6	97.9 95.5	96.7	7.0 6.8	6.9	6.9	2.5 2.5	2.5		7.0 7.0	7.0	
				Bottom	8	26.3 26.2	26.3	7.6 7.6	7.6	24.5 25.0	24.8	87.2 87.3	87.3	6.1 6.1	6.1	6.1	4.2 4.6	4.4		9.0 9.0	9.0	
30-Jun-08	Rainy	Calm	10:47	Surface	1	25.5 25.5	25.5	7.6 7.5	7.6	22.3 22.4	22.4	91.3 91.3	91.3	6.9 6.9	6.9	6.9	3.1 3.1	3.1	3.2	21.0 21.0	21.0	22.7
				Middle	4.5	25.4 25.3	25.4	7.5 7.5	7.5	24.6 24.6	24.6	86.3 86.3	86.3	6.5 6.5	6.5	6.5	3.1 3.1	3.1		25.0 25.0	25.0	
				Bottom	8	25.2 25.2	25.2	7.5 7.5	7.5	26.6 26.6	26.6	80.1 80.1	80.1	6.0 6.0	6.0	6.0	3.3 3.3	3.3		22.0 22.0	22.0	
2-Jul-08	Sunny	Calm	12:09	Surface	1	26.9 26.9	26.9	7.5 7.5	7.5	21.6 21.6	21.6	102.9 102.0	102.5	7.3 7.2	7.3	7.0	0.5 0.5	0.5	0.4	4.0 5.0	4.5	7.2
				Middle	4.5	26.5 26.5	26.5	7.5 7.5	7.5	23.1 23.1	23.1	94.7 94.7	94.7	6.7 6.7	6.7	6.7	0.4 0.4	0.4		6.0 6.0	6.0	
				Bottom	8	26.5 26.4	26.5	7.5 7.5	7.5	23.6 23.7	23.7	87.1 86.1	86.6	6.1 6.1	6.1	6.1	0.4 0.4	0.4		12.0 10.0	11.0	
4-Jul-08	Sunny	Calm	13:49	Surface	1	26.7 26.7	26.7	7.5 7.5	7.5	26.1 26.1	26.1	101.5 100.8	101.2	7.3 7.3	7.3	6.8	0.7 0.6	0.7	0.9	5.0 6.0	5.5	8.5
				Middle	4.5	25.9 25.9	25.9	7.5 7.5	7.5	28.0 28.0	28.0	85.2 84.3	84.8	6.2 6.2	6.2	6.2	0.9 0.9	0.9		10.0 10.0	10.0	
				Bottom	8	25.7 25.7	25.7	7.5 7.5	7.5	28.9 29.0	29.0	81.6 80.6	81.1	6.1 6.2	6.2	6.2	1.1 1.1	1.1		10.0 10.0	10.0	
7-Jul-08	Sunny	Calm	15:46	Surface	1	26.9 26.8	26.9	7.6 7.5	7.6	22.6 22.6	22.6	102.9 102.6	102.8	7.3 7.2	7.3	7.3	1.4 1.5	1.5	1.5	8.0 8.0	8.0	7.3
				Middle	4.5	26.8 26.8	26.8	7.6 7.5	7.6	22.6 22.6	22.6	102.4 102.2	102.3	7.2 7.2	7.2	7.2	1.5 1.5	1.5		6.0 6.0	6.0	
				Bottom	8	26.5 26.2	26.4	7.5 7.5	7.5	29.9 30.2	30.1	102.2 101.3	101.8	7.0 6.9	7.0	7.0	1.5 1.5	1.5		8.0 8.0	8.0	
9-Jul-08	Cloudy	Calm	16:20	Surface	1	25.8 25.8	25.8	7.5 7.5	7.5	26.2 26.2	26.2	85.6 84.7	85.2	6.3 6.3	6.3	6.3	1.3 1.3	1.3	1.4	3.0 3.0	3.0	4.8
				Middle	4.5	25.7 25.7	25.7	7.5 7.5	7.5	26.5 26.5	26.5	86.3 86.9	86.6	6.3 6.3	6.3	6.3	1.5 1.5	1.5		3.0 4.0	3.5	
				Bottom	8	25.7 25.7	25.7	7.5 7.5	7.5	26.8 26.8	26.8	82.2 82.1	82.2	6.1 6.1	6.1	6.1	1.3 1.3	1.3		8.0 8.0	8.0	
11-Jul-08	Cloudy	Calm	08:11	Surface	1	27.1 27.1	27.1	7.6 7.6	7.6	22.2 22.3	22.3	100.7 100.7	100.7	7.1 7.1	7.1	7.1	1.7 1.7	1.7	2.0	5.0 6.0	5.5	6.5
				Middle	4.5	26.8 26.7	26.8	7.6 7.6	7.6	23.7 23.7	23.7	99.7 98.3	99.0	7.0 6.9	7.0	7.0	2.0 2.0	2.0		4.0 4.0	4.0	
				Bottom	8	26.2 26.3	26.3	7.5 7.5	7.5	25.2 25.0	25.1	91.6 91.5	91.6	6.3 6.3	6.3	6.3	2.1 2.3	2.2		10.0 10.0	10.0	
14-Jul-08	Sunny	Calm	10:05	Surface	1	27.0 27.2	27.1	7.5 7.5	7.5	21.2 21.9	21.6	120.1 119.5	119.8	8.6 8.6	8.6	7.3	2.8 2.9	2.9	3.0	7.0 7.0	7.0	5.7
				Middle	4.5	25.8 25.9	25.9	7.5 7.5	7.5	22.6 22.3	22.5	81.6 82.8	82.2	5.9 5.9	5.9	5.9	2.9 2.8	2.9		6.0 6.0	6.0	
				Bottom	8	24.7 24.7	24.7	7.5 7.5	7.5	30.2 30.1	30.2	89.7 89.5	89.6	6.2 6.1	6.2	6.2	3.1 3.1	3.1		4.0 4.0	4.0	
16-Jul-08	Cloudy	Calm	11:33	Surface	1	28.6 28.7	28.7	7.5 7.5	7.5	16.7 16.6	16.7	121.3 124.7	123.0	8.7 8.9	8.8	8.0	1.6 1.3	1.5	1.2	8.0 8.0	8.0	8.7
				Middle	4.5	26.7 26.7	26.7	7.5 7.5	7.5	23.3 22.9	23.1	99.4 98.4	98.9	7.1 7.0	7.1	7.1	1.0 0.9	1.0		12.0 12.0	12.0	
				Bottom	8	24.6 24.7	24.7	7.5 7.5	7.5	32.0 32.1	32.1	83.7 81.7	82.7	6.1 6.0	6.1	6.1	1.2 1.1	1.2		6.0 6.0	6.0	

### Water Quality Monitoring Results at I2 - Mid-Ebb Tide (with marine works and with silt curtain)

Date	Weather Condition	Sea Condition**	Sampling Time	Depth (m)		Water Temperature (°C)		pH		Salinity ppt		DO Saturation (%)		Dissolved Oxygen (mg/L)			Turbidity(NTU)			Suspended Solids (mg/L)		
						Value	Average	Value	Average	Value	Average	Value	Average	Value	Average	DA*	Value	Average	DA*	Value	Average	DA*
18-Jul-08	Sunny	Calm	12:07	Surface	1	27.9 27.9	27.9	7.5 7.5	7.5	21.7 21.7	21.7	127.8 129.3	128.6	8.9 9.0	9.0	9.2	1.2 1.3	1.3	1.6	12.0 12.0	12.0	9.7
				Middle	4.5	27.6 27.6	27.6	7.6 7.6	7.6	22.3 22.4	22.4	134.0 133.4	133.7	9.3 9.3	9.3		1.5 1.6	1.6		10.0 10.0	10.0	
				Bottom	8	25.0 25.0	25.0	7.6 7.6	7.6	29.8 29.7	29.8	94.4 94.3	94.4	6.5 6.5	6.5		1.8 1.8	1.8		7.0 7.0	7.0	
21-Jul-08	Sunny	Calm	14:20	Surface	1	27.5 27.4	27.5	7.5 7.5	7.5	25.7 25.8	25.8	142.7 143.1	142.9	9.8 9.8	9.8	10.0	1.4 1.5	1.5	1.5	11.0 10.0	10.5	8.0
				Middle	4.5	27.5 27.5	27.5	7.5 7.5	7.5	26.0 26.0	26.0	147.9 148.2	148.1	10.1 10.1	10.1		1.5 1.5	1.5		7.0 7.0	7.0	
				Bottom	8	25.4 25.4	25.4	7.5 7.5	7.5	29.9 29.9	29.9	104.9 104.9	104.9	7.3 7.3	7.3		1.5 1.5	1.5		6.0 7.0	6.5	
23-Jul-08	Sunny	Calm	15:38	Surface	1	28.1 28.0	28.1	7.9 7.8	7.9	23.9 23.9	23.9	107.5 111.6	109.6	7.9 7.9	7.9	7.9	1.6 1.5	1.6	1.4	15.0 15.0	15.0	15.7
				Middle	4.5	27.5 27.3	27.4	7.8 7.8	7.8	25.2 25.5	25.4	105.5 105.5	105.5	7.9 7.9	7.9		1.6 1.6	1.6		16.0 16.0	16.0	
				Bottom	8	26.0 25.7	25.9	7.5 7.5	7.5	29.0 29.2	29.1	81.9 81.9	81.9	6.2 6.2	6.2		1.1 1.0	1.1		16.0 16.0	16.0	
25-Jul-08	Sunny	Calm	15:27	Surface	1	28.5 28.5	28.5	8.3 8.0	8.2	26.4 26.4	26.4	97.8 106.6	102.2	7.8 8.4	8.1	8.4	1.7 1.7	1.7	1.8	6.0 6.0	6.0	6.3
				Middle	4	28.0 28.0	28.0	7.8 7.8	7.8	26.8 26.8	26.8	109.1 106.9	108.0	8.6 8.5	8.6		1.8 1.7	1.8		5.0 5.0	5.0	
				Bottom	7	24.7 24.6	24.7	6.7 7.5	7.1	32.2 32.3	32.3	72.6 73.3	73.0	6.5 6.5	6.5		1.9 2.0	2.0		8.0 8.0	8.0	
28-Jul-08	Sunny	Calm	08:46	Surface	1	26.1 26.0	26.1	8.3 9.0	8.7	30.1 30.2	30.2	107.9 107.5	107.7	8.1 8.1	8.1	7.9	0.4 0.4	0.4	0.5	5.0 5.0	5.0	6.0
				Middle	4.5	25.5 25.4	25.5	8.4 8.9	8.7	30.9 31.0	31.0	98.9 98.9	98.9	7.6 7.6	7.6		0.5 0.5	0.5		5.0 5.0	5.0	
				Bottom	8	24.0 23.9	24.0	8.3 8.2	8.3	33.2 33.3	33.3	98.1 98.2	98.2	6.8 6.9	6.9		0.5 0.5	0.5		8.0 8.0	8.0	
30-Jul-08	Sunny	Calm	10:17	Surface	1	25.2 25.3	25.3	7.9 7.9	7.9	30.6 30.6	30.6	95.8 95.6	95.7	6.6 6.6	6.6	6.5	0.5 0.5	0.5	0.4	10.0 10.0	10.0	8.8
				Middle	4.5	25.0 25.0	25.0	8.0 8.0	8.0	31.0 31.0	31.0	92.0 91.3	91.7	6.4 6.3	6.4		0.4 0.4	0.4		8.0 8.0	8.0	
				Bottom	8	24.9 24.9	24.9	7.8 7.8	7.8	32.7 32.7	32.7	87.7 87.4	87.6	6.0 6.0	6.0		0.3 0.3	0.3		9.0 8.0	8.5	
1-Aug-08	Sunny	Calm	12:20	Surface	1	25.5 25.5	25.5	7.4 7.4	7.4	29.7 29.7	29.7	110.0 110.5	110.3	7.7 7.7	7.7	7.9	0.7 0.7	0.7	1.3	5.0 5.0	5.0	5.7
				Middle	4.5	25.2 25.2	25.2	8.4 8.3	8.4	30.3 30.3	30.3	114.6 114.3	114.5	8.0 8.0	8.0		1.0 1.0	1.0		6.0 6.0	6.0	
				Bottom	8	23.3 23.4	23.4	7.8 7.8	7.8	33.1 33.0	33.1	85.5 85.7	85.6	6.5 6.5	6.5		2.4 2.1	2.3		6.0 6.0	6.0	
4-Aug-08	Fine	Calm	14:20	Surface	1	25.3 25.3	25.3	7.2 7.3	7.3	29.1 29.1	29.1	83.3 83.3	83.3	6.8 6.8	6.8	6.7	2.0 1.9	2.0	2.0	6.0 6.0	6.0	5.5
				Middle	4.5	24.6 24.6	24.6	7.2 7.3	7.3	31.0 31.1	31.1	80.3 80.4	80.4	6.6 6.6	6.6		1.7 1.6	1.7		6.0 6.0	6.0	
				Bottom	8	24.2 24.2	24.2	7.6 7.3	7.5	31.9 31.9	31.9	71.5 72.6	72.1	6.0 6.1	6.1		2.3 2.2	2.3		5.0 4.0	4.5	
7-Aug-08	Cloudy	Calm	16:42	Surface	1	24.9 24.9	24.9	8.2 7.8	8.0	31.7 31.7	31.7	110.7 107.2	109.0	8.0 7.7	7.9	7.4	1.5 1.5	1.5	3.3	7.0 7.0	7.0	7.2
				Middle	4.5	24.8 24.8	24.8	8.5 7.9	8.2	31.9 31.9	31.9	95.6 95.1	95.4	6.9 6.9	6.9		3.5 3.6	3.6		8.0 7.0	7.5	
				Bottom	8	24.7 24.7	24.7	8.4 7.8	8.1	31.9 31.9	31.9	94.4 94.3	94.4	6.9 6.8	6.9		4.6 4.7	4.7		7.0 7.0	7.0	
9-Aug-08	Sunny	Calm	17:04	Surface	1	27.4 27.5	27.5	7.6 7.8	7.7	31.2 31.2	31.2	88.1 88.7	88.4	6.4 6.4	6.4	6.4	0.4 0.4	0.4	0.9	4.0 4.0	4.0	4.2
				Middle	4.5	26.1 26.1	26.1	8.5 8.2	8.4	31.4 31.5	31.5	87.5 87.4	87.5	6.4 6.4	6.4		1.0 1.0	1.0		3.0 4.0	3.5	
				Bottom	8	26.1 26.1	26.1	8.0 8.0	8.0	31.5 31.5	31.5	87.4 87.0	87.2	6.4 6.4	6.4		1.2 1.3	1.3		5.0 5.0	5.0	

### Water Quality Monitoring Results at I2 - Mid-Ebb Tide (with marine works and with silt curtain)

Date	Weather Condition	Sea Condition**	Sampling Time	Depth (m)		Water Temperature (°C)		pH		Salinity ppt		DO Saturation (%)		Dissolved Oxygen (mg/L)			Turbidity(NTU)			Suspended Solids (mg/L)			
						Value	Average	Value	Average	Value	Average	Value	Average	Value	Average	DA*	Value	Average	DA*	Value	Average	DA*	
11-Aug-08	Rainy	Calm	09:28	Surface	1	26.2 26.2	26.2	8.1 8.1	8.1	30.2 30.2	30.2	98.4 93.2	95.8	7.2 6.9	7.1	6.7	1.1 1.1	1.1	1.2	<2.5 <2.5	<2.5	3.5	
				Middle	4.5	26.3 26.3	26.3	8.2 8.2	8.2	30.5 30.5	30.5	85.8 85.5	85.7	6.3 6.3	6.3		6.3	1.3 1.3		1.3	4.0 4.0		4.0
				Bottom	8	26.4 26.4	26.4	8.3 8.1	8.2	30.9 30.9	30.9	85.0 85.0	85.0	6.3 6.3	6.3		6.3	1.2 1.2		1.2	4.0 4.0		4.0
13-Aug-08	Sunny	Calm	10:34	Surface	1	27.1 27.1	27.1	8.0 8.0	8.0	29.8 29.8	29.8	97.3 97.7	97.5	6.7 6.7	6.7	6.7	1.2 1.2	1.2	1.5	3.0 4.0	3.5	7.2	
				Middle	4.5	26.9 26.9	26.9	8.4 8.6	8.5	30.0 30.0	30.0	96.0 95.1	95.6	6.6 6.6	6.6		6.6	1.4 1.4		1.4	8.0 8.0		8.0
				Bottom	8	26.6 26.6	26.6	8.1 8.4	8.3	31.3 31.3	31.3	89.6 89.1	89.4	6.2 6.2	6.2		6.2	1.8 1.9		1.9	10.0 10.0		10.0
15-Aug-08	Sunny	Calm	11:13	Surface	1	27.4 27.4	27.4	8.5 8.5	8.5	26.4 26.4	26.4	109.9 110.3	110.1	7.5 7.5	7.5	7.4	0.7 0.7	0.7	0.8	5.0 5.0	5.0	5.3	
				Middle	4.5	27.3 27.3	27.3	8.4 8.4	8.4	26.6 26.6	26.6	107.1 107.1	107.1	7.3 7.3	7.3		7.3	0.8 0.8		0.8	5.0 5.0		5.0
				Bottom	8	27.0 27.0	27.0	8.2 8.2	8.2	28.6 28.3	28.5	88.3 88.9	88.6	6.0 6.1	6.1		6.1	1.0 1.0		1.0	6.0 6.0		6.0
18-Aug-08	Sunny	Calm	13:37	Surface	1	28.4 28.2	28.3	7.8 8.4	8.1	26.1 26.2	26.2	109.8 110.9	110.4	7.8 7.9	7.9	7.8	1.2 1.2	1.2	1.3	8.0 8.0	8.0	6.0	
				Middle	4.5	27.7 27.7	27.7	7.7 7.7	8.1	26.9 26.9	26.9	106.0 104.8	105.4	7.6 7.5	7.6		7.6	1.2 1.3		1.3	5.0 5.0		5.0
				Bottom	8	27.5 27.5	27.5	7.8 8.5	8.2	27.2 27.2	27.2	98.3 97.8	98.1	7.1 7.1	7.1		7.1	1.3 1.3		1.3	5.0 5.0		5.0
20-Aug-08	Sunny	Calm	15:00	Surface	1	27.5 27.5	27.5	8.5 8.2	8.4	27.6 27.6	27.6	99.9 103.4	101.7	7.8 8.0	7.9	7.9	1.8 1.8	1.8	1.8	6.0 5.0	5.5	6.5	
				Middle	5	27.4 27.4	27.4	8.4 8.8	8.6	27.9 27.8	27.9	101.3 100.9	101.1	7.9 7.9	7.9		7.9	1.8 1.8		1.8	8.0 8.0		8.0
				Bottom	9	26.6 26.6	26.6	8.2 8.3	8.3	29.3 29.2	29.3	104.8 101.7	103.3	7.3 7.1	7.2		7.2	1.8 1.8		1.8	6.0 6.0		6.0
23-Aug-08	Sunny	Moderate	16:00	Surface	1	25.1 25.0	25.1	7.7 7.7	7.7	28.5 28.5	28.5	97.1 97.5	97.3	7.6 7.7	7.7	7.6	1.7 1.7	1.7	1.9	5.0 5.0	5.0	6.5	
				Middle	4.5	24.9 24.9	24.9	7.8 7.9	7.9	29.1 29.1	29.1	95.0 94.6	94.8	7.5 7.5	7.5		7.5	1.9 1.9		1.9	8.0 8.0		8.0
				Bottom	8	24.6 24.6	24.6	7.6 7.7	7.7	31.1 31.0	31.1	82.4 82.5	82.5	6.6 6.6	6.6		6.6	2.2 2.2		2.2	6.0 7.0		6.5
25-Aug-08	Sunny	Calm	08:24	Surface	1	26.3 26.4	26.4	7.8 7.9	7.9	28.4 28.4	28.4	104.5 104.4	104.5	7.8 7.8	7.8	7.7	1.5 1.6	1.6	1.9	7.0 7.0	7.0	8.7	
				Middle	4.5	25.8 25.8	25.8	7.8 7.8	7.8	28.9 28.9	28.9	100.4 100.4	100.4	7.5 7.5	7.5		7.5	1.6 1.7		1.7	3.0 4.0		3.5
				Bottom	8	25.7 25.5	25.6	8.7 7.2	8.0	29.4 29.6	29.5	98.8 97.5	98.2	7.4 7.4	7.4		7.4	2.4 2.4		2.4	16.0 15.0		15.5
27-Aug-08	Sunny	Calm	09:28	Surface	1	27.0 27.1	27.1	7.8 8.0	7.9	30.0 30.0	30.0	94.4 94.4	94.4	6.6 6.6	6.6	6.5	3.7 3.7	3.7	4.1	8.0 8.0	8.0	6.8	
				Middle	4.5	26.7 26.6	26.7	8.1 7.7	7.9	30.3 30.3	30.3	90.6 90.6	90.6	6.3 6.4	6.4		6.4	3.8 3.8		3.8	6.0 7.0		6.5
				Bottom	8	26.2 26.2	26.2	8.3 8.4	8.4	30.5 30.5	30.5	90.1 90.6	90.4	6.3 6.3	6.3		6.3	4.6 5.2		4.9	6.0 6.0		6.0
29-Aug-08	Sunny	Calm	11:29	Surface	1	27.6 27.6	27.6	8.2 7.8	8.0	27.3 27.3	27.3	117.8 119.7	118.8	8.4 8.2	8.3	8.3	2.3 2.1	2.2	2.4	5.0 5.0	5.0	6.7	
				Middle	4.5	27.2 27.0	27.1	8.5 7.9	8.2	27.5 27.7	27.6	122.0 110.5	116.3	8.4 8.0	8.2		8.2	2.1 2.2		2.2	9.0 9.0		9.0
				Bottom	8	26.4 26.3	26.4	8.4 7.8	8.1	28.7 28.7	28.7	98.6 90.2	94.4	7.2 6.7	7.0		7.0	2.7 2.7		2.7	6.0 6.0		6.0
1-Sep-08	Sunny	Calm	13:58	Surface	1	27.0 27.0	27.0	7.5 8.1	7.8	28.6 28.6	28.6	97.9 97.6	97.8	6.7 6.6	6.7	6.7	3.0 3.1	3.1	3.0	8.0 8.0	8.0	7.2	
				Middle	4.5	26.7 26.7	26.7	8.1 7.4	7.8	28.8 28.8	28.8	96.3 96.1	96.2	6.6 6.6	6.6		6.6	2.8 2.9		2.9	7.0 8.0		7.5
				Bottom	8	26.5 26.4	26.5	7.5 8.2	7.9	29.2 29.3	29.3	95.5 95.5	95.5	6.5 6.5	6.5		6.5	2.9 3.0		3.0	6.0 6.0		6.0

### Water Quality Monitoring Results at I2 - Mid-Ebb Tide (with marine works and with silt curtain)

Date	Weather Condition	Sea Condition**	Sampling Time	Depth (m)		Water Temperature (°C)		pH		Salinity ppt		DO Saturation (%)		Dissolved Oxygen (mg/L)		Turbidity(NTU)			Suspended Solids (mg/L)			
						Value	Average	Value	Average	Value	Average	Value	Average	Value	Average	DA*	Value	Average	DA*	Value	Average	DA*
3-Sep-08	Sunny	Calm	13:39	Surface	1	28.4 28.2	28.3	7.3 7.9	7.6	26.1 26.2	26.2	117.8 118.9	118.4	8.6 8.7	8.7	8.6	2.7 2.7	2.7	2.8	<2.5 3.0	2.8	2.7
				Middle	4.5	27.7 27.7	27.7	7.9 7.2	7.6	26.9 26.9	26.9	114.0 112.8	113.4	8.4 8.3	8.4		2.7 2.8	2.8		<2.5 <2.5	<2.5	
				Bottom	8	27.5 26.5	27.0	7.3 8.0	7.7	27.2 27.2	27.2	106.3 105.8	106.1	7.9 7.9	7.9		2.8 2.8	2.8		<2.5 3.0	2.8	
5-Sep-08	Rainy	Calm	15:41	Surface	1	27.9 27.8	27.9	8.0 7.6	7.8	27.5 27.6	27.6	119.9 119.8	119.9	8.0 8.0	8.0	7.9	2.5 2.2	2.4	2.5	17.0 17.0	17.0	19.5
				Middle	4.5	27.4 27.1	27.3	8.1 7.5	7.8	27.8 27.8	27.8	114.3 112.7	113.5	7.9 7.7	7.8		2.2 2.4	2.3		19.0 19.0	19.0	
				Bottom	8	26.5 26.5	26.5	8.2 7.6	7.9	28.8 28.8	28.8	96.8 92.5	94.7	6.9 6.3	6.6		2.9 2.9	2.9		23.0 22.0	22.5	
8-Sep-08	Sunny	Calm	08:13	Surface	1	28.1 28.1	28.1	8.4 8.0	8.2	27.8 27.8	27.8	130.2 141.9	136.1	9.1 10.0	9.6	9.6	2.6 2.4	2.5	2.7	8.0 8.0	8.0	12.0
				Middle	5	27.6 27.2	27.4	8.5 7.9	8.2	28.1 28.0	28.1	144.5 122.8	133.7	10.2 9.0	9.6		2.4 2.5	2.5		10.0 10.0	10.0	
				Bottom	9	26.6 26.6	26.6	8.5 8.1	8.3	28.9 29.1	29.0	111.0 102.7	106.9	8.2 7.5	7.9		3.0 3.2	3.1		18.0 18.0	18.0	
10-Sep-08	Sunny	Calm	08:13	Surface	1	28.0 28.1	28.1	8.5 7.9	8.2	27.8 27.8	27.8	130.2 142.1	136.2	9.1 10.1	9.6	9.6	2.8 2.5	2.7	2.8	5.0 5.0	5.0	8.7
				Middle	5	27.7 27.3	27.5	8.6 8.0	8.3	27.9 28.1	28.0	144.5 122.9	133.7	10.1 9.0	9.6		2.5 2.7	2.6		10.0 10.0	10.0	
				Bottom	9	26.8 26.8	26.8	8.6 7.9	8.3	29.1 29.1	29.1	110.9 102.6	106.8	8.1 7.6	7.9		3.1 3.1	3.1		11.0 11.0	11.0	
12-Sep-08	Sunny	Calm	10:45	Surface	1	28.1 28.0	28.1	8.1 7.7	7.9	27.4 27.4	27.4	138.8 138.6	138.7	9.3 9.3	9.3	8.9	2.7 2.3	2.5	2.7	14.0 14.0	14.0	15.0
				Middle	4.5	27.7 27.5	27.6	8.1 7.4	7.8	28.0 28.1	28.1	130.6 122.2	126.4	8.8 8.2	8.5		2.4 2.5	2.5		15.0 15.0	15.0	
				Bottom	8	26.2 26.1	26.2	8.3 7.6	8.0	30.1 30.2	30.2	114.9 109.3	112.1	7.8 7.5	7.7		3.1 3.2	3.2		16.0 16.0	16.0	
16-Sep-08	Sunny	Calm	13:08	Surface	1	27.6 27.5	27.6	7.9 7.5	7.7	27.4 27.5	27.5	129.8 141.5	135.7	8.8 9.8	9.3	9.3	2.2 2.0	2.1	2.3	17.0 17.0	17.0	12.3
				Middle	4.5	27.1 26.9	27.0	8.1 7.6	7.9	27.5 27.6	27.6	144.1 122.4	133.3	9.7 8.6	9.2		2.0 2.2	2.1		9.0 9.0	9.0	
				Bottom	8	26.3 26.2	26.3	8.2 7.4	7.8	28.6 28.6	28.6	110.5 102.4	106.5	7.6 7.1	7.4		2.8 2.6	2.7		11.0 11.0	11.0	
18-Sep-08	Sunny	Calm	14:26	Surface	1	28.0 27.9	28.0	8.3 7.9	8.1	30.2 30.2	30.2	99.1 96.5	97.8	6.6 6.4	6.5	6.3	2.8 2.3	2.6	2.8	8.0 8.0	8.0	14.0
				Middle	4.5	27.5 27.5	27.5	8.6 7.9	8.3	30.4 30.4	30.4	89.5 89.8	89.7	6.0 6.0	6.0		2.5 2.7	2.6		15.0 15.0	15.0	
				Bottom	8	27.2 27.2	27.2	8.7 8.0	8.4	30.6 30.6	30.6	89.4 90.1	89.8	6.1 6.2	6.2		3.0 3.2	3.1		19.0 19.0	19.0	
20-Sep-08	Sunny	Calm	15:49	Surface	1	27.7 27.7	27.7	8.8 7.9	8.4	31.5 31.6	31.6	100.5 99.8	100.2	7.2 7.2	7.2	6.7	3.7 3.7	3.7	4.1	15.0 15.0	15.0	11.7
				Middle	4.5	26.9 26.9	26.9	8.6 8.3	8.5	30.0 30.0	30.0	84.2 83.3	83.8	6.1 6.1	6.1		3.8 3.8	3.8		12.0 12.0	12.0	
				Bottom	8	26.7 26.7	26.7	8.2 8.4	8.3	30.3 30.3	30.3	83.6 83.6	83.6	6.1 6.1	6.1		4.6 5.2	4.9		8.0 8.0	8.0	
22-Sep-08	Sunny	Moderate	08:16	Surface	1	28.2 27.9	28.1	8.7 8.4	8.6	27.6 27.9	27.8	130.0 131.9	131.0	9.3 9.0	9.2	9.1	2.7 2.4	2.6	2.8	11.0 11.0	11.0	11.0
				Middle	4.5	27.7 27.4	27.6	8.9 8.1	8.5	28.0 28.1	28.1	134.6 123.0	128.8	9.0 9.0	9.0		2.5 2.6	2.6		13.0 13.0	13.0	
				Bottom	8	26.6 26.6	26.6	8.9 8.2	8.6	28.9 29.1	29.0	110.9 102.7	106.8	8.0 7.5	7.8		3.2 3.0	3.1		9.0 9.0	9.0	
26-Sep-08	Sunny	Calm	10:45	Surface	1	27.3 27.3	27.3	8.9 8.3	8.6	31.3 31.4	31.4	98.3 95.3	96.8	7.5 7.3	7.4	7.3	2.1 2.0	2.1	2.4	15.0 15.0	15.0	11.5
				Middle	4.5	27.3 27.3	27.3	8.8 8.4	8.6	31.4 31.4	31.4	93.2 92.3	92.8	7.2 7.1	7.2		2.2 2.3	2.3		10.0 10.0	10.0	
				Bottom	8	27.0 27.1	27.1	8.2 8.6	8.4	31.5 31.5	31.5	88.1 88.0	88.1	6.9 6.9	6.9		2.6 2.7	2.7		9.0 10.0	9.5	

### Water Quality Monitoring Results at I2 - Mid-Ebb Tide (with marine works and with silt curtain)

Date	Weather Condition	Sea Condition**	Sampling Time	Depth (m)		Water Temperature (°C)		pH		Salinity ppt		DO Saturation (%)		Dissolved Oxygen (mg/L)			Turbidity(NTU)			Suspended Solids (mg/L)		
						Value	Average	Value	Average	Value	Average	Value	Average	Value	Average	DA*	Value	Average	DA*	Value	Average	DA*
29-Sep-08	Sunny	Calm	12:33	Surface	1	27.4 27.4	27.4	8.7 8.3	8.5	32.3 32.3	32.3	96.1 94.6	95.4	7.4 7.3	7.4	7.2	4.4 4.3	4.4	6.2	7.0 7.0	7.0	9.3
				Middle	4.5	27.3 27.3	27.3	8.1 8.1	8.1	32.5 32.5	32.5	92.4 88.5	90.5	7.1 6.9	7.0		6.1 6.4	6.3		10.0 10.0	10.0	
				Bottom	8	27.2 27.2	27.2	8.9 8.1	8.5	32.5 32.5	32.5	91.4 91.1	91.3	7.0 7.0	7.0		7.4 8.2	7.8		11.0 11.0	11.0	
2-Oct-08	Sunny	Calm	14:10	Surface	1	27.7 27.6	27.7	8.3 8.1	8.2	27.4 27.5	27.5	109.8 121.6	115.7	7.7 8.7	8.2	8.2	2.2 2.1	2.2	2.4	6.0 6.0	6.0	10.0
				Middle	4.5	27.1 26.8	27.0	8.4 8.0	8.2	27.6 27.7	27.7	124.1 102.5	113.3	8.7 7.4	8.1		2.1 2.2	2.2		12.0 12.0	12.0	
				Bottom	8	26.2 26.3	26.3	8.7 8.1	8.4	28.7 28.6	28.7	90.5 90.5	90.5	6.6 6.6	6.6		2.7 2.8	2.8		12.0 12.0	12.0	
4-Oct-08	Cloudy	Calm	15:05	Surface	1	27.7 27.5	27.6	8.4 8.0	8.2	27.2 27.4	27.3	109.6 107.7	108.7	7.8 7.7	7.8	7.7	2.2 2.1	2.2	2.4	7.0 8.0	7.5	7.3
				Middle	4.5	27.2 27.0	27.1	8.6 7.9	8.3	27.7 27.5	27.6	102.4 102.0	102.2	7.6 7.6	7.6		2.0 2.3	2.2		6.0 7.0	6.5	
				Bottom	8	26.4 26.4	26.4	8.6 8.1	8.4	28.7 28.5	28.6	90.6 82.2	86.4	6.6 6.1	6.4		2.7 2.7	2.7		8.0 8.0	8.0	
6-Oct-08	Cloudy	Calm	17:41	Surface	1	25.8 25.8	25.8	7.9 7.5	7.7	29.2 29.2	29.2	98.6 96.9	97.8	7.4 7.3	7.4	7.0	2.3 2.2	2.3	2.5	8.0 8.0	8.0	10.0
				Middle	4.5	25.6 25.6	25.6	8.1 7.4	7.8	29.9 29.9	29.9	88.3 84.7	86.5	6.7 6.5	6.6		2.6 2.4	2.5		10.0 10.0	10.0	
				Bottom	8	25.3 25.3	25.3	8.1 7.4	7.8	30.4 30.4	30.4	79.0 77.8	78.4	6.1 6.0	6.1		2.7 2.7	2.7		12.0 12.0	12.0	
8-Oct-08	Sunny	Calm	08:36	Surface	1	25.5 25.5	25.5	8.1 8.0	8.1	31.3 31.4	31.4	89.3 88.4	88.9	6.4 6.5	6.5	6.5	2.5 2.4	2.5	2.7	8.0 9.0	8.5	11.8
				Middle	4.5	25.5 25.5	25.5	8.4 7.9	8.2	31.3 31.4	31.4	88.4 87.8	88.1	6.4 6.3	6.4		2.6 2.6	2.6		15.0 15.0	15.0	
				Bottom	8	25.3 25.2	25.3	8.5 8.1	8.3	31.5 31.6	31.6	88.1 87.0	87.6	6.3 6.3	6.3		2.9 3.1	3.0		12.0 12.0	12.0	
10-Oct-08	Sunny	Calm	09:36	Surface	1	27.1 27.1	27.1	8.5 7.9	8.2	28.1 28.1	28.1	94.3 95.6	95.0	7.1 7.1	7.1	7.1	1.2 1.3	1.3	1.7	12.0 12.0	12.0	14.2
				Middle	4.5	26.5 26.4	26.5	8.5 7.9	8.2	28.4 28.4	28.4	97.2 96.9	97.1	7.1 7.1	7.1		1.6 1.6	1.6		14.0 15.0	14.5	
				Bottom	8	26.2 26.2	26.2	8.3 8.0	8.2	29.9 29.9	29.9	77.3 76.5	76.9	6.1 6.0	6.1		2.1 2.2	2.2		16.0 16.0	16.0	
13-Oct-08	Sunny	Calm	11:21	Surface	1	26.6 26.7	26.7	7.7 8.0	7.9	32.3 32.2	32.3	108.8 105.2	107.0	8.0 7.7	7.9	7.6	2.6 2.8	2.7	3.0	13.0 13.0	13.0	12.0
				Middle	4.5	26.8 26.8	26.8	7.5 7.6	7.6	32.2 32.2	32.2	98.3 98.3	98.3	7.2 7.2	7.2		3.1 3.1	3.1		12.0 12.0	12.0	
				Bottom	8	26.8 26.8	26.8	8.0 7.9	8.0	32.3 32.3	32.3	98.8 98.8	98.8	7.3 7.3	7.3		3.3 3.3	3.3		11.0 11.0	11.0	
15-Oct-08	Sunny	Calm	12:41	Surface	1	27.8 27.6	27.7	8.4 8.0	8.2	27.2 27.4	27.3	109.6 111.7	110.7	7.7 7.8	7.8	7.3	2.3 2.0	2.2	2.3	13.0 13.0	13.0	15.2
				Middle	4.5	27.1 26.8	27.0	8.5 8.0	8.3	27.5 27.7	27.6	94.0 94.5	94.3	6.7 6.8	6.8		2.0 2.2	2.1		15.0 14.0	14.5	
				Bottom	8	26.4 26.4	26.4	8.7 7.8	8.3	28.5 28.5	28.5	84.6 82.3	83.5	6.3 6.2	6.3		2.6 2.8	2.7		18.0 18.0	18.0	
17-Oct-08	Sunny	Calm	14:06	Surface	1	27.3 27.3	27.3	7.7 7.9	7.8	31.2 31.2	31.2	91.4 88.3	89.9	7.3 7.0	7.2	6.9	2.7 2.5	2.6	2.9	13.0 14.0	13.5	14.2
				Middle	4.5	27.1 27.1	27.1	7.8 7.4	7.6	31.3 31.3	31.3	80.9 80.9	80.9	6.6 6.6	6.6		2.8 2.9	2.9		14.0 14.0	14.0	
				Bottom	8	27.0 27.0	27.0	7.9 7.8	7.9	31.4 31.4	31.4	79.6 79.4	79.5	6.5 6.5	6.5		3.1 3.2	3.2		15.0 15.0	15.0	
20-Oct-08	Sunny	Calm	16:15	Surface	1	27.6 27.6	27.6	7.8 7.7	7.8	30.7 30.7	30.7	100.2 97.4	98.8	6.4 6.5	6.5	6.5	2.8 2.8	2.8	2.9	10.0 10.0	10.0	12.8
				Middle	4.5	27.3 27.3	27.3	8.0 7.5	7.8	30.8 30.8	30.8	89.7 89.7	89.7	6.6 6.3	6.5		2.7 2.8	2.8		13.0 13.0	13.0	
				Bottom	8	27.1 27.1	27.1	7.7 7.9	7.8	31.0 31.0	31.0	87.5 87.2	87.4	6.4 6.3	6.4		3.1 3.2	3.2		16.0 15.0	15.5	

### Water Quality Monitoring Results at I2 - Mid-Ebb Tide (with marine works and with silt curtain)

Date	Weather Condition	Sea Condition**	Sampling Time	Depth (m)		Water Temperature (°C)		pH		Salinity ppt		DO Saturation (%)		Dissolved Oxygen (mg/L)			Turbidity(NTU)			Suspended Solids (mg/L)		
						Value	Average	Value	Average	Value	Average	Value	Average	Value	Average	DA*	Value	Average	DA*	Value	Average	DA*
22-Oct-08	Sunny	Calm	08:16	Surface	1	27.1 27.1	27.1	7.5 7.5	7.5	31.5 31.5	31.5	102.0 98.8	100.4	6.7 6.6	6.7	6.6	2.7 2.8	2.8	3.0	8.0 8.0	8.0	12.0
				Middle	4.5	27.0 27.0	27.0	7.9 7.7	7.8	31.5 31.5	31.5	91.5 91.5	91.5	6.4 6.3	6.4		2.9 3.0	3.0		17.0 17.0	17.0	
				Bottom	8	26.9 26.9	26.9	7.7 7.5	7.6	31.6 31.7	31.7	90.6 90.5	90.6	6.3 6.3	6.3		3.2 3.3	3.3		11.0 11.0	11.0	
24-Oct-08	Sunny	Calm	09:33	Surface	1	27.3 27.3	27.3	8.0 7.5	7.8	31.1 31.1	31.1	91.1 88.1	89.6	6.8 6.9	6.9	6.8	2.5 2.5	2.5	2.9	12.0 12.0	12.0	13.7
				Middle	4.5	27.2 27.2	27.2	8.1 7.5	7.8	31.2 31.2	31.2	80.6 80.6	80.6	6.8 6.6	6.7		2.8 2.9	2.9		16.0 16.0	16.0	
				Bottom	8	27.0 27.0	27.0	8.1 7.5	7.8	31.3 31.3	31.3	79.0 78.8	78.9	6.7 6.6	6.7		3.1 3.2	3.2		13.0 13.0	13.0	
27-Oct-08	Sunny	Calm	11:31	Surface	1	26.5 26.5	26.5	8.4 8.0	8.2	30.9 30.9	30.9	100.6 97.7	99.2	6.5 6.5	6.5	6.5	2.6 2.6	2.6	2.9	10.0 10.0	10.0	11.3
				Middle	4.5	26.3 26.3	26.3	8.6 7.9	8.3	31.0 31.0	31.0	90.1 90.1	90.1	6.5 6.3	6.4		2.7 2.8	2.8		10.0 10.0	10.0	
				Bottom	8	26.1 26.1	26.1	8.5 8.0	8.3	31.2 31.2	31.2	88.2 88.0	88.1	6.4 6.3	6.4		3.1 3.2	3.2		14.0 14.0	14.0	
29-Oct-08	Sunny	Calm	12:43	Surface	1	26.9 26.9	26.9	7.9 7.9	7.9	31.0 31.0	31.0	95.8 92.9	94.4	6.5 6.5	6.5	6.5	2.5 2.5	2.5	2.8	13.0 13.0	13.0	14.0
				Middle	4.5	26.7 26.7	26.7	8.0 7.7	7.9	31.1 31.1	31.1	85.3 85.3	85.3	6.5 6.3	6.4		2.7 2.8	2.8		12.0 12.0	12.0	
				Bottom	8	26.5 26.5	26.5	8.2 8.0	8.1	31.2 31.3	31.3	83.6 83.4	83.5	6.4 6.3	6.4		3.1 3.2	3.2		17.0 17.0	17.0	
31-Oct-08	Sunny	Calm	08:30	Surface	1	26.7 26.8	26.8	8.3 7.9	8.1	31.6 31.6	31.6	102.3 99.0	100.7	6.7 6.6	6.7	6.6	3.5 3.6	3.6	3.9	14.0 14.0	14.0	14.3
				Middle	4.5	26.7 26.7	26.7	8.4 7.9	8.2	31.7 31.7	31.7	91.8 91.8	91.8	6.4 6.3	6.4		3.9 3.9	3.9		15.0 15.0	15.0	
				Bottom	8	26.7 26.7	26.7	8.1 8.1	8.1	31.8 31.8	31.8	91.2 91.1	91.2	6.3 6.3	6.3		4.2 4.3	4.3		14.0 14.0	14.0	
3-Nov-08	Fine	Calm	15:45	Surface	1	27.1 27.1	27.1	7.8 7.9	7.9	32.1 32.4	32.3	87.1 89.0	88.1	6.4 6.5	6.5	6.5	2.5 2.5	2.5	2.8	17.0 17.0	17.0	12.3
				Middle	4.5	26.3 26.4	26.4	7.7 7.7	7.7	32.4 31.6	32.0	88.5 87.0	87.8	6.6 6.3	6.5		2.7 2.8	2.8		8.0 8.0	8.0	
				Bottom	8	26.2 26.2	26.2	8.1 7.9	8.0	31.6 31.6	31.6	89.6 89.5	89.6	6.4 6.3	6.4		3.1 3.2	3.2		12.0 12.0	12.0	
7-Nov-08	Fine	Calm	08:42	Surface	1	26.9 26.7	26.8	7.5 7.7	7.6	27.6 27.6	27.6	83.5 84.9	84.2	7.7 7.8	7.8	7.0	1.7 1.8	1.8	2.2	9.0 9.0	9.0	11.7
				Middle	4.5	26.4 26.3	26.4	7.5 7.5	7.5	28.3 28.3	28.3	84.8 83.4	84.1	6.2 6.1	6.2		2.1 2.1	2.1		10.0 10.0	10.0	
				Bottom	8	26.2 26.2	26.2	7.6 7.7	7.7	29.2 29.2	29.2	79.8 78.9	79.4	6.5 6.4	6.5		2.6 2.7	2.7		16.0 16.0	16.0	
10-Nov-08	Cloudy	Calm	09:37	Surface	1	25.7 25.7	25.7	7.9 7.7	7.8	29.9 29.9	29.9	86.1 85.0	85.6	7.3 7.2	7.3	6.8	2.2 2.3	2.3	2.4	9.0 10.0	9.5	13.8
				Middle	4.5	25.5 25.5	25.5	7.8 7.6	7.7	30.3 30.3	30.3	81.5 80.8	81.2	6.2 6.2	6.2		2.3 2.3	2.3		15.0 15.0	15.0	
				Bottom	8	25.5 25.5	25.5	8.0 7.7	7.9	30.7 30.8	30.8	79.3 78.8	79.1	6.4 6.3	6.4		2.4 2.5	2.5		17.0 17.0	17.0	
12-Nov-08	Fine	Calm	11:35	Surface	1	25.1 25.1	25.1	7.6 7.7	7.7	31.5 31.5	31.5	102.0 98.8	100.4	6.7 6.6	6.7	6.6	1.8 1.9	1.9	2.5	15.0 15.0	15.0	12.8
				Middle	4.5	25.0 25.0	25.0	7.7 7.6	7.7	31.5 31.5	31.5	91.5 91.5	91.5	6.4 6.3	6.4		2.5 2.6	2.6		10.0 10.0	9.5	
				Bottom	8	24.9 24.9	24.9	7.7 7.7	7.7	31.6 31.7	31.7	90.6 90.5	90.6	6.3 6.3	6.3		2.8 2.9	2.9		14.0 14.0	14.0	
14-Nov-08	Sunny	Calm	12:51	Surface	1	25.2 25.3	25.3	8.2 8.3	8.3	31.5 31.5	31.5	102.2 98.9	100.6	6.7 6.6	6.7	6.6	1.9 2.0	2.0	2.3	15.0 15.0	15.0	13.8
				Middle	4.5	25.2 25.2	25.2	8.0 7.9	8.0	31.6 31.6	31.6	91.7 91.7	91.7	6.4 6.3	6.4		2.3 2.3	2.3		11.0 11.0	11.0	
				Bottom	8	25.2 25.2	25.2	8.4 8.2	8.3	31.7 31.7	31.7	90.9 90.8	90.9	6.3 6.3	6.3		2.6 2.7	2.7		16.0 15.0	15.5	

### Water Quality Monitoring Results at I2 - Mid-Ebb Tide (with marine works and with silt curtain)

Date	Weather Condition	Sea Condition**	Sampling Time	Depth (m)		Water Temperature (°C)		pH		Salinity ppt		DO Saturation (%)		Dissolved Oxygen (mg/L)			Turbidity(NTU)			Suspended Solids (mg/L)		
						Value	Average	Value	Average	Value	Average	Value	Average	Value	Average	DA*	Value	Average	DA*	Value	Average	DA*
17-Nov-08	Sunny	Calm	15:42	Surface	1	25.2	25.2	7.6	7.7	31.5	31.5	102.0	100.4	6.7	6.7	6.6	1.8	1.9	2.4	6.0	6.0	13.0
				Middle	4.5	25.1	25.1	8.0	8.0	31.6	31.6	91.5	91.5	6.4	6.4		2.4	2.4		16.0	16.0	
				Bottom	8	25.1	25.1	7.8	7.9	31.7	31.7	90.7	90.7	6.3	6.3		2.7	2.8		17.0	17.0	
19-Nov-08	Fine	Calm	17:03	Surface	1	25.1	25.2	8.0	8.0	30.8	30.8	102.3	100.5	7.5	7.4	7.1	1.6	1.7	2.0	8.0	8.0	9.8
				Middle	4.5	25.3	25.3	7.9	8.0	30.7	30.7	91.8	91.8	6.7	6.7		2.1	2.1		15.0	14.5	
				Bottom	8	25.3	25.3	8.1	8.0	30.7	30.8	91.8	92.3	6.7	6.8		2.1	2.3		14.0	7.0	
21-Nov-08	Sunny	Calm	08:12	Surface	1	26.7	26.7	7.9	7.7	27.2	27.3	99.7	105.6	6.3	6.7	6.7	2.2	2.2	2.3	16.0	16.0	12.3
				Middle	4.5	26.2	26.0	8.0	7.7	27.7	27.6	114.2	103.4	7.3	6.7		1.9	2.1		8.0	8.0	
				Bottom	8	25.4	25.3	8.1	7.8	28.5	28.6	90.7	91.6	6.3	6.4		2.6	2.6		13.0	13.0	
24-Nov-08	Sunny	Calm	10:46	Surface	1	25.0	25.0	7.9	7.9	31.3	31.3	101.6	100.1	6.6	6.6	6.5	2.2	2.2	2.6	14.0	13.5	14.0
				Middle	4.5	24.9	24.9	8.1	8.0	31.4	31.4	91.5	91.4	6.4	6.4		2.5	2.6		14.0	14.0	
				Bottom	8	24.8	24.8	8.2	8.1	31.5	31.5	89.9	89.9	6.3	6.3		2.8	2.9		15.0	14.5	
26-Nov-08	Sunny	Calm	12:30	Surface	1	23.8	23.8	8.5	8.5	29.2	29.2	98.6	97.8	7.4	7.4	7.0	2.3	2.3	2.5	12.0	12.0	12.8
				Middle	4.5	23.6	23.6	8.4	8.2	29.9	29.9	88.3	86.5	6.7	6.6		2.6	2.5		11.0	11.0	
				Bottom	8	23.3	23.3	8.6	8.4	30.4	30.4	77.8	78.4	6.0	6.1		2.7	2.7		16.0	15.5	
28-Nov-08	Sunny	Calm	12:41	Surface	1	22.9	22.9	7.9	7.7	33.6	33.6	97.6	97.2	6.9	6.9	6.9	2.2	2.3	2.7	12.0	12.0	12.0
				Middle	4.5	22.9	22.9	7.8	7.6	33.7	33.7	95.6	95.3	6.8	6.8		2.8	2.8		15.0	15.0	
				Bottom	8	22.8	22.8	8.1	7.8	33.8	33.8	93.2	93.2	6.6	6.6		3.0	3.0		9.0	9.0	
1-Dec-08	Sunny	Calm	14:21	Surface	1	22.5	22.5	7.8	7.7	34.1	34.1	97.4	97.5	6.9	6.9	6.9	1.6	1.5	1.4	7.0	7.0	8.5
				Middle	4.5	22.4	22.4	7.9	7.7	34.1	34.1	97.3	97.2	6.9	6.9		1.3	1.3		10.0	10.0	
				Bottom	8	22.4	22.4	8.0	7.8	34.1	34.1	95.7	95.8	6.8	6.8		1.5	1.5		8.0	8.5	
5-Dec-08	Fine	Moderate	17:45	Surface	1	22.9	22.9	8.0	8.0	31.0	31.0	100.8	99.4	6.5	6.5	6.5	2.0	2.0	2.3	12.0	12.0	13.3
				Middle	4.5	22.7	22.7	8.3	8.0	31.1	31.1	90.3	90.3	6.5	6.4		2.2	2.3		12.0	12.0	
				Bottom	8	22.5	22.5	8.0	8.0	31.2	31.3	88.6	88.5	6.4	6.4		2.6	2.7		16.0	16.0	
8-Dec-08	Sunny	Calm	09:28	Surface	1	23.8	23.8	7.9	7.8	29.6	29.6	105.4	104.9	8.2	8.2	7.8	2.6	2.7	3.1	6.0	6.0	6.8
				Middle	4.5	23.5	23.5	8.0	7.9	30.0	30.0	100.8	100.5	7.3	7.3		3.0	3.0		5.0	5.0	
				Bottom	8	23.4	23.4	7.9	7.9	30.5	30.5	88.0	87.8	6.4	6.4		3.4	3.5		10.0	9.5	
10-Dec-08	Sunny	Calm	10:36	Surface	1	22.9	22.9	7.4	7.5	30.5	30.5	108.7	107.7	7.9	7.9	7.6	2.2	2.3	2.8	10.0	9.5	8.8
				Middle	4.5	22.8	22.8	7.4	7.4	30.8	30.8	101.1	101.0	7.3	7.3		2.7	2.8		8.0	8.0	
				Bottom	8	22.7	22.7	7.5	7.5	31.0	31.1	94.3	94.2	6.9	6.9		3.1	3.2		9.0	9.0	



### Water Quality Monitoring Results at I2 - Mid-Ebb Tide (with marine works and with silt curtain)

Date	Weather Condition	Sea Condition**	Sampling Time	Depth (m)		Water Temperature (°C)		pH		Salinity ppt		DO Saturation (%)		Dissolved Oxygen (mg/L)			Turbidity(NTU)			Suspended Solids (mg/L)		
						Value	Average	Value	Average	Value	Average	Value	Average	Value	Average	DA*	Value	Average	DA*	Value	Average	DA*
12-Dec-08	Sunny	Calm	12:20	Surface	1	23.1 23.1	23.1	8.5 8.2	8.4	30.6 30.6	30.6	99.8 97.0	98.4	6.4 6.5	6.5	6.5	2.7 2.7	2.7	2.8	9.0 9.0	9.0	10.7
				Middle	4.5	22.8 22.8	22.8	8.4 8.0	8.2	30.7 30.7	30.7	89.3 89.3	89.3	6.6 6.3	6.5		2.6 2.7	2.7		11.0 11.0	11.0	
				Bottom	8	22.6 22.6	22.6	8.4 8.1	8.3	30.9 30.9	30.9	87.1 86.8	87.0	6.4 6.3	6.4		3.0 3.1	3.1		12.0 12.0	12.0	
15-Dec-08	Sunny	Moderate	13:45	Surface	1	23.0 23.0	23.0	8.0 7.8	7.9	30.8 30.8	30.8	100.3 97.4	98.9	6.7 6.8	6.8	6.8	2.3 2.3	2.3	2.6	7.0 7.0	7.0	8.3
				Middle	4.5	22.8 22.8	22.8	8.1 7.9	8.0	30.9 30.9	30.9	89.8 89.8	89.8	6.9 6.6	6.8		2.4 2.5	2.5		11.0 11.0	11.0	
				Bottom	8	22.6 22.6	22.6	8.1 7.9	8.0	31.1 31.1	31.1	87.8 87.6	87.7	6.7 6.6	6.7		2.8 2.9	2.9		7.0 7.0	7.0	
17-Dec-08	Sunny	Calm	15:54	Surface	1	22.9 22.8	22.9	8.0 7.9	8.0	30.2 30.2	30.2	99.1 96.5	97.8	6.6 6.4	6.5	6.5	2.8 2.3	2.6	2.8	<2.5 3.0	2.8	3.6
				Middle	4.5	22.4 22.4	22.4	7.8 7.8	7.8	30.4 30.4	30.4	92.5 92.5	92.5	6.4 6.4	6.4		2.5 2.7	2.6		4.0 4.0	4.0	
				Bottom	8	22.1 22.1	22.1	8.1 7.8	8.0	30.6 30.6	30.6	90.4 90.1	90.3	6.2 6.2	6.2		3.0 3.2	3.1		4.0 4.0	4.0	
19-Dec-08	Cloudy	Calm	17:22	Surface	1	22.5 22.6	22.6	8.3 8.1	8.2	32.3 32.2	32.3	103.8 100.2	102.0	7.0 6.7	6.9	6.6	2.6 2.8	2.7	3.0	6.0 6.0	6.0	7.8
				Middle	4.5	22.7 22.7	22.7	8.3 7.9	8.1	32.2 32.2	32.2	93.3 93.3	93.3	6.2 6.2	6.2		3.1 3.1	3.1		7.0 7.0	7.0	
				Bottom	8	22.7 22.7	22.7	8.5 8.0	8.3	32.3 32.3	32.3	93.8 93.8	93.8	6.3 6.3	6.3		3.3 3.3	3.3		11.0 10.0	10.5	
22-Dec-08	Sunny	Calm	08:49	Surface	1	22.2 22.2	22.2	7.6 8.1	7.9	31.1 31.1	31.1	95.0 95.3	95.2	6.3 6.4	6.4	6.4	2.8 2.9	2.9	3.2	5.0 5.0	5.0	5.3
				Middle	4.5	22.1 22.1	22.1	7.6 7.8	7.7	31.2 31.1	31.2	92.9 92.5	92.7	6.3 6.3	6.3		3.2 3.1	3.2		5.0 5.0	5.0	
				Bottom	8	21.9 21.9	21.9	8.0 8.1	8.1	31.0 31.3	31.2	91.4 91.0	91.2	6.1 6.0	6.1		3.4 3.6	3.5		6.0 6.0	6.0	
24-Dec-08	Sunny	Calm	09:36	Surface	1	22.2 22.2	22.2	7.9 7.7	7.8	28.9 28.9	28.9	93.3 92.2	92.8	7.1 7.0	7.1	6.8	2.5 2.4	2.5	2.7	3.0 3.0	3.0	3.0
				Middle	4.5	21.8 21.8	21.8	7.7 7.8	7.8	29.7 29.8	29.8	85.3 84.4	84.9	6.5 6.5	6.5		2.6 2.6	2.6		3.0 3.0	3.0	
				Bottom	8	21.6 21.6	21.6	7.9 7.9	7.9	30.2 30.2	30.2	79.2 79.2	79.2	6.1 6.1	6.1		2.9 3.1	3.0		3.0 3.0	3.0	
27-Dec-08	Sunny	Calm	12:33	Surface	1	22.2 22.2	22.2	7.6 8.2	7.9	29.9 29.9	29.9	99.1 97.9	98.5	7.2 7.1	7.2	7.1	1.2 1.3	1.3	1.7	11.0 11.0	11.0	10.7
				Middle	4.5	21.9 21.9	21.9	7.5 7.7	7.6	30.1 30.1	30.1	95.3 94.2	94.8	6.9 6.8	6.9		1.6 1.6	1.6		11.0 11.0	11.0	
				Bottom	8	21.2 21.2	21.2	8.1 8.1	8.1	30.7 30.7	30.7	86.0 84.6	85.3	6.3 6.2	6.3		2.1 2.2	2.2		10.0 10.0	10.0	
29-Dec-08	Cloudy	Moderate	13:57	Surface	1	19.7 19.7	19.7	7.3 7.9	7.6	34.2 34.2	34.2	93.8 93.5	93.7	7.0 7.0	7.0	7.0	2.1 2.2	2.2	2.6	7.0 7.0	7.0	9.0
				Middle	4.5	19.6 19.6	19.6	7.2 7.4	7.3	34.2 34.2	34.2	91.9 90.2	91.1	6.9 6.8	6.9		2.4 2.3	2.4		7.0 7.0	7.0	
				Bottom	8	19.6 19.6	19.6	7.6 7.6	7.6	34.2 34.2	34.2	82.2 81.9	82.1	6.3 6.2	6.3		2.9 3.4	3.2		13.0 13.0	13.0	
31-Dec-08	Cloudy	Calm	15:08	Surface	1	22.5 22.6	22.6	8.2 8.1	8.2	27.6 27.6	27.6	88.5 89.9	89.2	7.7 7.8	7.8	7.0	2.6 2.8	2.7	3.0	14.0 14.0	14.0	12.7
				Middle	4.5	22.7 22.7	22.7	8.3 7.9	8.1	28.3 28.3	28.3	89.8 88.4	89.1	6.2 6.1	6.2		3.1 3.1	3.1		10.0 10.0	10.0	
				Bottom	8	22.7 22.7	22.7	8.3 8.0	8.2	29.2 29.2	29.2	84.8 83.9	84.4	6.5 6.4	6.5		3.3 3.3	3.3		14.0 14.0	14.0	
2-Jan-09	Fine	Calm	15:42	Surface	1	22.4 22.5	22.5	7.9 8.1	8.0	32.2 32.1	32.2	103.7 100.1	101.9	6.9 6.6	6.8	6.5	2.5 2.7	2.6	2.9	6.0 6.0	6.0	8.2
				Middle	4.5	22.6 22.6	22.6	7.7 7.8	7.8	32.1 32.1	32.1	93.2 93.2	93.2	6.1 6.1	6.1		3.0 3.0	3.0		12.0 11.0	11.5	
				Bottom	8	22.6 22.6	22.6	8.2 8.1	8.2	32.2 32.2	32.2	93.7 93.7	93.7	6.2 6.2	6.2		3.2 3.2	3.2		7.0 7.0	7.0	

### Water Quality Monitoring Results at I2 - Mid-Ebb Tide (with marine works and with silt curtain)

Date	Weather Condition	Sea Condition**	Sampling Time	Depth (m)		Water Temperature (°C)		pH		Salinity ppt		DO Saturation (%)		Dissolved Oxygen (mg/L)			Turbidity(NTU)			Suspended Solids (mg/L)		
						Value	Average	Value	Average	Value	Average	Value	Average	Value	Average	DA*	Value	Average	DA*	Value	Average	DA*
5-Jan-09	Sunny	Calm	16:32	Surface	1	22.0 22.1	22.1	7.7 8.1	7.9	31.2 31.2	31.2	99.8 97.1	98.5	6.7 6.5	6.6	6.5	1.3 1.4	1.4	1.7	9.0 9.0	9.0	8.3
				Middle	4.5	21.9 21.9	21.9	7.5 7.7	7.6	31.3 31.2	31.3	94.7 94.3	94.5	6.4 6.4	6.4		1.7 1.6	1.7		7.0 7.0	7.0	
				Bottom	8	21.8 21.8	21.8	8.0 8.0	8.0	31.1 31.4	31.3	92.2 91.6	91.9	6.2 6.2	6.2		1.9 2.1	2.0		9.0 9.0	9.0	
7-Jan-09	Sunny	Moderate	08:36	Surface	1	20.3 20.3	20.3	7.5 7.7	7.6	31.3 31.3	31.3	95.6 96.9	96.3	7.4 7.4	7.4	7.3	2.5 2.6	2.6	3.0	8.0 8.0	8.0	7.3
				Middle	4.5	19.7 19.6	19.7	7.5 7.5	7.5	31.6 31.6	31.6	95.5 93.8	94.7	7.1 7.0	7.1		2.9 2.9	2.9		8.0 8.0	8.0	
				Bottom	8	19.4 19.4	19.4	7.8 7.7	7.8	33.1 33.1	33.1	75.6 75.3	75.5	6.1 6.0	6.1		3.4 3.5	3.5		6.0 6.0	6.0	
9-Jan-09	Sunny	Moderate	10:16	Surface	1	19.8 19.8	19.8	8.0 7.9	8.0	31.0 31.0	31.0	98.9 95.8	97.4	6.9 6.7	6.8	6.5	2.9 2.7	2.8	3.1	16.0 16.0	16.0	12.0
				Middle	4.5	19.6 19.6	19.6	8.1 7.8	8.0	31.1 31.1	31.1	88.4 88.4	88.4	6.2 6.2	6.2		3.0 3.1	3.1		10.0 10.0	10.0	
				Bottom	8	19.5 19.5	19.5	8.3 8.0	8.2	31.2 31.2	31.2	87.1 86.9	87.0	6.1 6.1	6.1		3.3 3.4	3.4		10.0 10.0	10.0	
12-Jan-09	Sunny	Moderate	13:36	Surface	1	20.0 20.1	20.1	7.6 7.5	7.6	30.7 30.7	30.7	88.7 90.1	89.4	7.6 7.7	7.7	6.9	2.1 2.3	2.2	2.5	10.0 10.0	10.0	11.2
				Middle	4.5	20.2 20.2	20.2	7.6 7.8	7.7	31.4 31.4	31.4	90.0 88.6	89.3	6.1 6.0	6.1		2.6 2.6	2.6		8.0 9.0	8.5	
				Bottom	8	20.2 20.2	20.2	7.6 7.9	7.8	32.3 32.3	32.3	80.0 80.1	80.1	6.4 6.4	6.4		2.8 2.8	2.8		15.0 15.0	15.0	
14-Jan-09	Sunny	Moderate	15:04	Surface	1	16.5 16.5	16.5	8.2 8.7	8.5	34.1 34.1	34.1	93.7 93.3	93.5	6.7 6.7	6.7	6.7	1.8 2.1	2.0	2.4	14.0 14.0	14.0	12.0
				Middle	4.5	16.3 16.3	16.3	8.1 8.2	8.2	33.9 33.9	33.9	91.7 90.0	90.9	6.8 6.6	6.7		2.1 2.2	2.2		12.0 13.0	12.5	
				Bottom	8	16.4 16.4	16.4	8.4 8.5	8.5	34.0 33.9	34.0	87.9 84.7	86.3	6.6 6.4	6.5		2.7 3.3	3.0		9.0 10.0	9.5	
16-Jan-09	Sunny	Moderate	16:00	Surface	1	16.9 16.9	16.9	8.0 7.7	7.9	31.6 31.6	31.6	99.2 99.3	99.3	6.8 6.8	6.8	6.5	3.8 3.8	3.8	4.0	9.0 9.0	9.0	8.3
				Middle	5	16.9 16.9	16.9	7.9 8.3	8.1	31.9 31.8	31.9	89.9 88.8	89.4	6.2 6.1	6.2		3.5 3.5	3.5		7.0 7.0	7.0	
				Bottom	9	16.8 16.7	16.8	7.7 7.8	7.8	33.3 33.2	33.3	85.9 85.1	85.5	6.1 6.0	6.1		4.6 4.7	4.7		9.0 9.0	9.0	
19-Jan-09	Fine	Moderate	17:16	Surface	1	16.6 16.4	16.5	8.0 8.8	8.4	34.0 33.9	34.0	93.5 93.3	93.4	6.9 6.8	6.9	6.8	2.0 1.9	2.0	2.4	16.0 16.0	16.0	10.3
				Middle	4.5	16.4 16.5	16.5	8.0 8.1	8.1	34.0 34.1	34.1	91.6 89.9	90.8	6.7 6.6	6.7		2.3 2.0	2.2		11.0 11.0	11.0	
				Bottom	8	16.5 16.5	16.5	8.3 8.4	8.4	34.1 34.0	34.1	87.9 84.8	86.4	6.7 6.5	6.6		2.7 3.2	3.0		4.0 4.0	4.0	
29-Jan-09	Sunny	Calm	13:53	Surface	1	18.7 18.7	18.7	7.9 8.1	8.0	30.8 30.8	30.8	96.5 93.8	95.2	6.5 6.4	6.5	6.4	2.5 2.6	2.6	2.9	12.0 12.0	12.0	10.7
				Middle	4.5	18.6 18.6	18.6	7.8 8.0	7.9	30.9 30.8	30.9	91.4 91.0	91.2	6.2 6.2	6.2		2.9 2.8	2.9		8.0 8.0	8.0	
				Bottom	8	18.4 18.4	18.4	8.0 8.2	8.1	30.7 31.0	30.9	88.9 88.3	88.6	6.1 6.0	6.1		3.1 3.3	3.2		12.0 12.0	12.0	
31-Jan-09	Sunny	Calm	16:16	Surface	1	17.2 17.2	17.2	7.9 8.0	8.0	31.0 31.1	31.1	103.8 100.8	102.3	6.7 6.7	6.7	6.7	2.6 2.6	2.6	3.0	10.0 10.0	10.0	10.7
				Middle	4.5	17.1 17.1	17.1	7.9 7.8	7.9	31.2 31.2	31.2	93.3 93.3	93.3	6.7 6.5	6.6		2.9 3.0	3.0		10.0 10.0	10.0	
				Bottom	8	16.9 16.9	16.9	8.2 8.0	8.1	31.3 31.3	31.3	91.7 91.5	91.6	6.6 6.5	6.6		3.2 3.3	3.3		12.0 12.0	12.0	

Remarks: The reporting limit for laboratory analysis of suspended solids is 2.5 mg/L. For the results below the reporting limit, the SS level will be taken as 2.5 mg/L.

\* DA: Depth-Averaged

\*\* Calm: Small or no wave; Moderate: Between calm and rough; Rough : White capped or rougher

**Water Quality Monitoring Results at I2 - Mid-Flood Tide (with marine works and with silt curtain)**

Date	Weather Condition	Sea Condition**	Sampling Time	Depth (m)		Water Temperature (°C)		pH		Salinity ppt		DO Saturation (%)		Dissolved Oxygen (mg/L)			Turbidity(NTU)			Suspended Solids (mg/L)					
						Value	Average	Value	Average	Value	Average	Value	Average	Value	Average	DA*	Value	Average	DA*	Value	Average	DA*			
3-Jun-08	Cloudy	Moderate	17:50	Surface	1	26.1	26.1	7.4	7.4	48.9	48.9	97.2	96.5	6.7	6.6	6.5	6.5	2.2	2.2	2.9	20.0	19.5	19.5		
				Middle	4.5	26.0	26.0	7.4	7.4	48.9	48.9	91.7	91.7	6.3	6.3						3.0	3.2		18.0	18.5
				Bottom	8	26.0	26.1	7.4	7.4	48.9	48.9	90.7	90.7	6.2	6.2						3.1	3.2		21.0	20.5
5-Jun-08	Sunny	Moderate	08:28	Surface	1	26.4	26.4	7.4	7.4	28.9	28.9	96.7	96.7	6.4	6.4	6.4	6.4	6.7	6.7	8.1	8.0	8.0	10.8		
				Middle	4.5	26.3	26.3	7.4	7.4	29.3	29.3	95.6	95.4	6.4	6.4						7.1	7.1		10.0	10.5
				Bottom	8	26.2	26.2	7.4	7.4	29.7	29.7	94.4	94.4	6.2	6.2						10.7	10.6		11.0	14.0
10-Jun-08	Sunny	Calm	10:55	Surface	1	27.0	27.0	7.4	7.4	22.4	22.4	100.3	100.3	7.1	7.1	7.0	7.0	1.7	1.7	2.6	11.0	11.0	10.3		
				Middle	4.5	26.6	26.6	7.4	7.4	22.5	22.6	97.6	97.6	6.9	6.9						2.8	2.8		11.0	11.0
				Bottom	8	26.2	26.2	7.4	7.4	28.5	28.4	91.7	88.3	6.3	6.2						3.4	3.0		9.0	9.0
12-Jun-08	Cloudy	Moderate	13:44	Surface	1	27.2	27.2	7.6	7.6	26.5	26.5	98.6	98.6	7.5	7.5	7.6	7.6	3.1	3.1	3.1	7.0	7.5	5.7		
				Middle	4.5	27.3	27.3	7.6	7.6	26.5	26.5	101.7	101.6	7.7	7.7						3.3	3.3		5.0	5.0
				Bottom	8	27.3	27.3	7.6	7.6	26.5	26.5	99.5	99.6	7.6	7.6						3.0	3.0		4.0	4.5
14-Jun-08	Cloudy	Moderate	16:30	Surface	1	26.7	26.7	7.6	7.6	30.4	30.4	91.5	91.1	7.9	7.9	7.9	7.9	4.7	4.7	4.5	12.0	12.0	13.3		
				Middle	4.5	26.7	26.7	7.5	7.5	30.3	30.3	93.8	93.8	7.8	7.8						4.5	4.5		12.0	12.0
				Bottom	8	26.6	26.6	7.6	7.6	30.3	30.3	94.4	94.5	7.4	7.4						4.4	4.4		16.0	16.0
16-Jun-08	Cloudy	Moderate	18:00	Surface	1	27.0	27.0	7.6	7.6	29.9	29.9	95.0	95.2	8.1	8.1	7.6	7.6	6.3	6.3	6.5	8.0	8.0	11.3		
				Middle	4.5	26.3	26.3	7.6	7.6	25.2	25.3	83.2	83.2	7.1	7.1						6.5	6.5		10.0	10.0
				Bottom	8	26.1	26.1	7.6	7.6	27.6	27.7	76.9	76.0	6.6	6.6						6.7	6.7		16.0	16.0
18-Jun-08	Cloudy	Moderate	17:44	Surface	1	25.7	25.7	7.5	7.5	21.5	21.6	88.1	88.2	6.4	6.4	6.4	6.4	3.9	3.9	4.1	5.0	5.5	5.5		
				Middle	4.5	25.7	25.7	7.5	7.5	21.7	21.7	86.6	86.6	6.3	6.3						4.4	4.4		6.0	6.0
				Bottom	8	25.7	25.7	7.5	7.5	21.7	21.7	85.1	85.3	6.2	6.3						3.9	3.9		5.0	5.0
20-Jun-08	Fine	Calm	09:02	Surface	1	25.2	25.2	7.4	7.4	30.2	30.2	86.7	86.7	6.7	6.7	6.7	6.7	2.3	2.2	3.1	6.0	6.0	10.7		
				Middle	4.5	25.0	25.1	7.4	7.4	30.1	30.1	85.6	85.4	6.7	6.6						2.5	2.4		18.0	18.0
				Bottom	8	25.2	25.2	7.4	7.5	30.2	30.2	84.4	84.3	6.6	6.6						4.5	4.6		8.0	8.0
23-Jun-08	Sunny	Calm	07:47	Surface	1	28.7	28.7	7.5	7.5	24.1	24.1	134.0	134.2	8.8	8.8	9.1	9.1	3.7	3.7	3.7	15.0	15.0	16.7		
				Middle	5	28.4	28.4	7.5	7.5	24.2	24.2	144.1	144.2	9.3	9.3						3.2	3.2		16.0	16.0
				Bottom	9	28.0	28.1	7.5	7.5	24.6	24.6	130.2	128.4	8.5	8.5						4.2	4.3		19.0	19.0
26-Jun-08	Rainy	Moderate	11:12	Surface	1	26.0	26.0	7.4	7.4	22.9	22.9	92.4	92.0	6.8	6.8	6.7	6.7	1.8	1.8	1.7	9.0	9.0	9.8		
				Middle	6	26.0	26.0	7.4	7.4	23.1	23.1	89.0	88.9	6.6	6.6						1.6	1.7		9.0	9.0
				Bottom	11	26.0	26.0	7.4	7.4	23.3	23.3	87.3	87.3	6.5	6.5						1.7	1.7		12.0	11.5
28-Jun-08	Rainy	Calm	13:29	Surface	1	27.7	27.7	7.7	7.7	18.5	18.6	107.6	107.2	7.6	7.6	7.1	7.1	2.8	2.8	3.1	15.0	14.5	12.3		
				Middle	5	26.7	26.7	7.6	7.6	20.7	20.7	90.7	90.4	6.5	6.5						2.9	2.9		12.0	12.5
				Bottom	9	25.7	25.7	7.7	7.7	27.6	27.6	73.0	73.0	6.1	6.1						3.5	3.6		10.0	10.0
30-Jun-08	Rainy	Calm	17:07	Surface	1	25.5	25.5	7.6	7.6	24.1	24.1	97.8	97.7	7.4	7.4	7.4	7.4	3.1	3.1	3.4	17.0	17.5	21.0		
				Middle	5	25.4	25.4	7.6	7.6	25.4	25.4	95.6	95.5	7.3	7.3						3.3	3.3		20.0	20.0
				Bottom	9	25.3	25.3	7.6	7.6	25.1	25.1	91.8	92.1	7.0	7.0						3.8	3.9		25.0	25.5

Water Quality Monitoring Results at I2 - Mid-Flood Tide (with marine works and with silt curtain)

Date	Weather Condition	Sea Condition**	Sampling Time	Depth (m)		Water Temperature (°C)		pH		Salinity ppt		DO Saturation (%)		Dissolved Oxygen (mg/L)			Turbidity(NTU)			Suspended Solids (mg/L)		
						Value	Average	Value	Average	Value	Average	Value	Average	Value	Average	DA*	Value	Average	DA*	Value	Average	DA*
2-Jul-08	Sunny	Calm	18:09	Surface	1	26.9	26.9	7.5	7.5	21.6	21.6	101.4	101.2	7.2	7.2	6.9	0.4	0.4	0.4	4.0	4.0	7.0
				Middle	4.5	26.5	26.5	7.5	7.5	23.1	23.1	92.0	91.1	6.5	6.5		0.4	0.4		12.0	12.0	
				Bottom	8	26.4	26.4	7.5	7.5	23.7	23.7	90.7	90.7	6.4	6.4		0.4	0.4		5.0	5.0	
4-Jul-08	Sunny	Calm	07:49	Surface	1	26.7	26.7	7.6	7.6	26.0	26.0	100.8	100.5	7.3	7.3	6.8	0.6	0.6	0.8	12.0	12.0	8.7
				Middle	4.5	25.9	25.9	7.6	7.6	28.0	28.0	86.7	86.0	6.3	6.3		0.7	0.7		6.0	7.0	
				Bottom	8	25.7	25.7	7.6	7.6	29.0	29.0	85.6	85.0	6.3	6.3		1.1	1.2		7.0	7.0	
7-Jul-08	Sunny	Calm	08:55	Surface	1	27.0	27.0	7.6	7.6	22.4	22.4	100.8	100.6	7.1	7.1	7.1	1.2	1.3	1.8	8.0	8.0	7.7
				Middle	4.5	26.7	26.7	7.6	7.6	22.5	22.5	99.1	98.4	7.0	7.0		1.7	1.8		9.0	9.0	
				Bottom	8	26.3	26.3	7.6	7.6	28.4	28.5	94.6	91.7	6.5	6.3		2.4	2.4		6.0	6.0	
9-Jul-08	Cloudy	Calm	10:20	Surface	1	25.9	25.9	7.6	7.6	26.2	26.2	86.8	86.5	6.4	6.4	6.3	1.4	1.4	1.4	4.0	4.5	4.5
				Middle	4.5	25.7	25.7	7.5	7.5	26.6	26.6	83.9	83.6	6.2	6.2		1.5	1.5		6.0	6.0	
				Bottom	8	25.7	25.7	7.5	7.5	26.7	26.7	82.3	82.2	6.1	6.1		1.3	1.3		3.0	3.0	
11-Jul-08	Sunny	Calm	14:11	Surface	1	27.1	27.1	7.6	7.6	22.2	22.2	100.5	100.5	7.1	7.1	6.9	1.6	1.6	1.8	6.0	6.5	8.3
				Middle	4.5	26.7	26.7	7.5	7.5	23.8	23.8	94.9	94.6	6.7	6.7		2.0	2.0		8.0	8.0	
				Bottom	8	26.5	26.5	7.6	7.6	24.3	24.3	90.9	90.9	6.4	6.4		1.9	1.9		11.0	10.5	
14-Jul-08	Sunny	Calm	18:05	Surface	1	27.3	27.4	7.6	7.6	22.6	22.5	119.5	119.5	8.5	8.5	7.3	2.8	2.9	3.0	4.0	4.0	3.8
				Middle	4.5	26.0	26.1	7.5	7.5	21.2	21.1	84.2	84.2	6.1	6.1		3.8	3.8		3.0	3.5	
				Bottom	8	24.7	24.7	7.5	7.5	30.0	30.1	93.8	94.8	6.2	6.2		2.4	2.4		4.0	4.0	
16-Jul-08	Sunny	Calm	17:45	Surface	1	28.1	28.1	7.6	7.6	18.2	18.2	124.2	124.1	8.8	8.8	8.1	1.1	1.1	1.4	6.0	6.0	8.0
				Middle	5	26.7	26.7	7.5	7.5	23.3	23.3	103.8	103.7	7.4	7.4		1.6	1.6		7.0	7.0	
				Bottom	9	25.2	25.2	7.5	7.6	29.8	29.8	91.0	90.7	6.3	6.2		1.6	1.6		11.0	11.0	
18-Jul-08	Sunny	Calm	17:56	Surface	1	26.9	26.9	7.6	7.6	18.9	18.9	122.1	122.2	8.4	8.4	7.8	0.8	0.9	0.9	9.0	9.0	7.3
				Middle	5	26.2	26.2	7.5	7.5	21.5	21.5	103.9	104.0	7.2	7.2		0.7	0.6		6.0	6.0	
				Bottom	9	25.4	25.4	7.5	7.5	28.9	28.8	92.0	93.1	6.1	6.2		1.1	1.1		7.0	7.0	
21-Jul-08	Sunny	Calm	08:20	Surface	1	27.5	27.5	7.5	7.5	25.7	25.7	142.4	142.5	9.7	9.8	9.9	1.5	1.5	1.8	7.0	7.0	8.3
				Middle	4.5	27.5	27.5	7.5	7.5	25.9	26.0	146.5	146.7	10.0	10.0		1.6	1.6		10.0	10.0	
				Bottom	8	25.4	25.4	7.5	7.5	29.8	29.9	118.3	110.9	8.2	7.7		2.3	2.3		8.0	8.0	
23-Jul-08	Sunny	Calm	09:36	Surface	1	28.0	28.0	7.8	7.8	23.9	23.9	114.8	114.2	8.3	8.3	7.9	1.6	1.6	1.4	12.0	12.0	14.7
				Middle	4.5	27.4	27.4	7.7	7.7	24.9	25.0	101.6	101.6	7.5	7.5		1.5	1.4		13.0	13.0	
				Bottom	8	25.7	25.7	7.5	7.5	28.9	29.0	92.4	92.4	6.3	6.3		1.3	1.3		19.0	19.0	
25-Jul-08	Sunny	Calm	10:26	Surface	1	28.5	28.5	8.0	7.8	26.4	26.4	96.7	102.7	7.7	8.1	8.4	2.0	2.0	1.9	12.0	12.0	10.0
				Middle	4	28.2	28.2	7.9	7.9	26.6	26.6	103.5	103.5	8.7	8.7		1.6	1.8		10.0	10.0	
				Bottom	7	26.5	26.4	7.3	7.5	29.4	29.5	104.4	103.5	8.7	8.6		2.0	2.0		8.0	8.0	
28-Jul-08	Sunny	Calm	16:48	Surface	1	25.9	25.9	8.5	8.5	30.3	30.3	106.5	108.7	8.3	8.5	7.9	0.6	0.7	0.6	6.0	6.0	7.7
				Middle	4.5	24.8	24.8	8.6	8.2	31.9	31.9	106.0	104.0	7.3	7.2		0.4	0.5		11.0	11.0	
				Bottom	8	24.1	24.0	8.3	8.3	33.1	33.3	89.5	89.7	6.2	6.3		0.7	0.7		6.0	6.0	

**Water Quality Monitoring Results at I2 - Mid-Flood Tide (with marine works and with silt curtain)**

Date	Weather Condition	Sea Condition**	Sampling Time	Depth (m)		Water Temperature (°C)		pH		Salinity ppt		DO Saturation (%)		Dissolved Oxygen (mg/L)			Turbidity(NTU)			Suspended Solids (mg/L)		
						Value	Average	Value	Average	Value	Average	Value	Average	Value	Average	DA*	Value	Average	DA*	Value	Average	DA*
30-Jul-08	Sunny	Calm	18:15	Surface	1	25.3	25.3	8.0	8.0	30.3	30.3	95.5	95.5	6.6	6.6	6.6	0.9	1.0	0.7	8.0	8.0	8.8
				Middle	5	25.0	25.0	7.8	7.8	30.4	30.4	93.9	93.9	6.5	6.5		0.9	0.9		8.0	8.0	
				Bottom	9	24.9	24.9	7.9	7.9	30.8	30.8	91.2	91.3	6.3	6.3		0.3	0.3		11.0	10.5	
1-Aug-08	Sunny	Calm	17:54	Surface	1	25.4	25.4	7.3	7.3	29.6	29.6	97.8	98.5	6.8	6.9	7.0	0.6	0.6	1.0	6.0	6.0	7.7
				Middle	4.5	25.2	25.2	7.4	7.4	29.9	29.9	100.1	99.9	7.0	7.0		1.5	1.4		8.0	8.0	
				Bottom	8	25.0	25.0	7.6	7.6	30.3	30.3	99.9	99.9	6.5	6.5		0.9	1.0		9.0	9.0	
4-Aug-08	Sunny	Calm	08:20	Surface	1	25.3	25.3	7.3	7.3	29.1	29.1	82.0	81.5	6.7	6.7	6.6	2.1	2.1	1.9	4.0	4.5	5.2
				Middle	4.5	24.8	24.8	7.3	7.6	30.6	30.7	77.8	77.8	6.4	6.4		1.6	1.6		5.0	5.0	
				Bottom	8	24.3	24.3	7.5	7.8	31.7	31.8	72.9	72.5	6.1	6.1		2.0	2.0		6.0	6.0	
7-Aug-08	Rainy	Calm	09:43	Surface	1	24.9	24.9	7.8	7.9	31.7	31.7	94.1	94.3	6.8	6.8	6.9	2.8	2.7	3.4	8.0	8.0	7.2
				Middle	4.5	24.8	24.8	7.6	7.7	31.8	31.8	94.9	95.0	6.9	6.9		2.7	2.7		7.0	7.0	
				Bottom	8	24.8	24.8	7.7	7.7	31.9	31.9	93.9	93.8	6.8	6.8		4.6	5.0		6.0	6.5	
9-Aug-08	Sunny	Calm	10:06	Surface	1	26.7	26.9	8.2	8.1	31.3	31.3	85.0	85.7	6.2	6.3	6.4	1.1	1.1	1.4	7.0	6.5	5.3
				Middle	4.5	26.1	26.1	8.2	8.3	31.5	31.5	86.6	86.7	6.4	6.4		1.1	1.1		4.0	4.0	
				Bottom	8	26.0	26.0	8.4	8.2	31.5	31.5	86.7	85.5	6.3	6.3		2.0	2.1		6.0	5.5	
11-Aug-08	Rainy	Calm	18:30	Surface	1	26.2	26.2	7.8	7.9	30.2	30.2	85.2	85.6	6.3	6.4	6.4	1.1	1.1	1.3	4.0	4.0	5.5
				Middle	4.5	26.3	26.3	8.1	8.1	30.5	30.5	85.4	85.4	6.3	6.3		1.4	1.4		9.0	8.5	
				Bottom	8	26.3	26.4	8.1	8.4	30.7	30.7	85.0	85.0	6.3	6.3		1.3	1.3		4.0	4.0	
13-Aug-08	Fine	Calm	17:51	Surface	1	27.3	27.3	8.7	8.7	29.5	29.5	108.7	108.7	7.5	7.5	7.2	2.3	2.3	1.7	4.0	4.5	3.8
				Middle	4.5	26.8	26.8	8.7	8.7	29.8	29.9	98.5	98.0	6.8	6.8		1.3	1.3		3.0	3.0	
				Bottom	8	26.5	26.5	8.8	8.8	31.0	31.0	97.4	91.8	6.7	6.4		1.3	1.6		3.0	4.0	
15-Aug-08	Sunny	Calm	17:45	Surface	1	27.4	27.4	8.4	8.4	26.3	26.3	105.5	105.9	7.2	7.3	7.3	0.7	0.7	0.8	<2.5	<2.5	3.0
				Middle	5	27.3	27.3	8.5	8.5	26.5	26.6	104.3	104.8	7.2	7.2		0.7	0.8		4.0	4.0	
				Bottom	9	26.9	26.9	8.5	8.7	29.7	29.7	86.6	86.6	6.1	6.1		0.8	0.8		<2.5	<2.5	
18-Aug-08	Sunny	Calm	08:39	Surface	1	28.0	28.1	7.6	7.7	26.4	26.4	98.7	100.6	7.1	7.2	7.4	1.2	1.3	1.4	3.0	3.0	3.8
				Middle	4.5	27.7	27.7	7.7	7.7	26.9	26.9	103.8	103.5	7.5	7.5		1.6	1.6		5.0	5.0	
				Bottom	8	27.6	27.6	7.7	7.8	27.0	27.1	101.9	101.7	7.3	7.3		1.4	1.4		3.0	3.5	
20-Aug-08	Sunny	Calm	08:09	Surface	1	27.0	27.1	8.4	8.4	28.3	28.3	95.3	96.6	7.5	7.6	7.5	1.5	1.6	1.6	4.0	4.0	5.3
				Middle	5	26.7	26.7	8.3	8.4	28.9	28.9	92.8	92.0	7.3	7.3		1.6	1.6		6.0	6.0	
				Bottom	9	26.2	26.2	8.6	8.4	29.7	29.7	91.1	71.6	7.2	6.9		1.6	1.5		6.0	6.0	
23-Aug-08	Sunny	Moderate	11:40	Surface	1	25.1	25.1	7.9	7.9	28.3	28.3	100.6	100.8	7.9	7.9	7.7	1.5	1.5	2.0	6.0	6.0	4.3
				Middle	4.5	24.9	24.9	8.0	8.0	29.0	29.0	95.4	94.9	7.5	7.5		2.1	2.1		3.0	3.0	
				Bottom	8	24.5	24.5	8.1	8.2	31.5	31.6	82.7	82.3	6.6	6.6		2.2	2.3		4.0	4.0	
25-Aug-08	Fine	Calm	17:26	Surface	1	26.2	26.3	8.4	8.4	28.5	28.5	92.9	95.5	7.0	7.2	7.1	1.8	1.8	2.3	11.0	11.0	12.3
				Middle	4.5	25.4	25.4	7.7	7.7	29.7	29.8	92.8	91.9	7.0	7.0		1.9	1.9		13.0	13.0	
				Bottom	8	24.9	24.9	7.7	7.8	31.5	31.5	84.9	83.8	6.5	6.4		3.0	3.1		13.0	13.0	

**Water Quality Monitoring Results at I2 - Mid-Flood Tide (with marine works and with silt curtain)**

Date	Weather Condition	Sea Condition**	Sampling Time	Depth (m)		Water Temperature (°C)		pH		Salinity ppt		DO Saturation (%)		Dissolved Oxygen (mg/L)			Turbidity(NTU)			Suspended Solids (mg/L)			
						Value	Average	Value	Average	Value	Average	Value	Average	Value	Average	DA*	Value	Average	DA*	Value	Average	DA*	
27-Aug-08	Fine	Calm	17:14	Surface	1	27.5 27.4	27.5	7.6 8.2	7.9	30.7 30.8	30.8	98.5 98.5	98.5	6.9 6.9	6.9	6.9	6.9	4.5 4.5	4.5	4.5	6.0 6.0	6.0	5.7
				Middle	4.5	27.5 27.5	27.5	7.8 8.0	7.9	31.1 31.2	31.2	97.7 95.7	96.7	6.8 6.7	6.8	6.8	6.9	4.5 4.4	4.5		6.0 6.0	6.0	
				Bottom	8	27.1 27.1	27.1	8.0 7.5	7.8	31.2 31.2	31.2	94.4 93.9	94.2	6.6 6.6	6.6	6.6	6.6	4.4 4.4	4.4		5.0 5.0	5.0	
29-Aug-08	Fine	Calm	18:31	Surface	1	27.7 27.7	27.7	7.8 7.9	7.9	27.3 27.3	27.3	91.7 113.8	102.8	6.6 8.1	7.4	7.4	2.3 2.2	2.3	2.6	8.0 8.0	8.0	7.8	
				Middle	4.5	26.6 26.6	26.6	7.6 7.8	7.7	28.1 28.1	28.1	102.1 97.3	99.7	7.5 7.1	7.3	7.3	2.5 2.4	2.5		9.0 9.0	9.0		
				Bottom	8	26.1 26.1	26.1	7.7 7.6	7.7	29.0 29.1	29.1	86.1 86.6	86.4	6.0 6.1	6.1	6.1	3.0 3.0	3.0		2.9 7.0	6.5		
1-Sep-08	Sunny	Calm	09:00	Surface	1	27.1 27.1	27.1	7.7 7.5	7.6	28.5 28.6	28.6	96.5 96.9	96.7	6.5 6.6	6.6	6.6	3.6 3.6	3.6	3.1	9.0 8.0	8.5	9.5	
				Middle	4.5	26.7 26.7	26.7	8.1 8.1	8.1	28.8 28.8	28.8	96.0 95.7	95.9	6.5 6.5	6.5	6.5	2.8 3.0	2.9		8.0 8.0	8.0		
				Bottom	8	26.5 26.4	26.5	7.3 7.4	7.4	29.3 29.3	29.3	95.4 95.4	95.4	6.5 6.5	6.5	6.5	2.8 2.7	2.8		12.0 12.0	12.0		
3-Sep-08	Sunny	Calm	08:34	Surface	1	28.0 28.1	28.1	7.1 7.3	7.2	26.4 26.4	26.4	106.7 110.4	108.6	7.9 8.1	8.0	8.2	2.7 2.8	2.8	2.9	7.0 7.0	7.0	8.2	
				Middle	4.5	27.7 27.7	27.7	7.2 7.1	7.2	26.9 26.9	26.9	111.8 111.1	111.5	8.3 8.2	8.3	8.3	3.1 3.0	3.1		11.0 10.0	10.5		
				Bottom	8	27.6 27.6	27.6	7.2 7.3	7.3	27.0 27.1	27.1	109.9 109.5	109.7	8.1 8.1	8.1	8.1	2.9 2.8	2.9		7.0 7.0	7.0		
5-Sep-08	Rainy	Calm	10:06	Surface	1	27.8 27.9	27.9	7.5 7.5	7.5	27.5 27.5	27.5	103.9 126.0	115.0	7.3 8.7	8.0	8.0	2.6 2.3	2.5	2.8	11.0 11.0	11.0	15.0	
				Middle	4.5	26.7 26.9	26.8	7.2 7.6	7.4	28.3 28.2	28.3	114.3 109.4	111.9	8.1 7.8	8.0	8.0	2.6 2.6	2.6		14.0 14.0	14.0		
				Bottom	8	26.4 26.2	26.3	7.3 7.4	7.4	29.2 29.2	29.2	86.7 88.7	87.7	6.1 6.2	6.2	6.2	3.1 3.3	3.2		20.0 20.0	20.0		
8-Sep-08	Sunny	Calm	16:56	Surface	1	28.0 28.2	28.1	8.0 7.8	7.9	27.6 27.7	27.7	104.2 126.3	115.3	7.6 9.0	8.3	8.2	2.7 2.4	2.6	2.9	3.0 3.0	3.0	10.0	
				Middle	5	26.8 27.1	27.0	7.6 8.0	7.8	28.4 28.4	28.4	114.5 109.7	112.1	8.2 7.9	8.1	8.1	2.7 2.8	2.8		15.0 15.0	15.0		
				Bottom	9	26.5 26.5	26.5	7.7 7.9	7.8	29.4 29.4	29.4	87.0 78.9	83.0	6.3 5.9	6.1	6.1	3.3 3.5	3.4		12.0 12.0	12.0		
10-Sep-08	Sunny	Calm	17:23	Surface	1	28.0 28.2	28.1	7.9 7.8	7.9	27.7 27.6	27.7	104.0 126.1	115.1	7.4 8.9	8.2	8.2	2.9 2.5	2.7	3.0	11.0 12.0	11.5	13.0	
				Middle	5	26.9 27.2	27.1	7.7 8.0	7.9	28.4 28.5	28.5	114.5 109.7	112.1	8.2 8.0	8.1	8.1	2.9 2.7	2.8		10.0 10.0	10.0		
				Bottom	9	26.5 26.4	26.5	7.7 7.8	7.8	29.3 29.4	29.4	86.9 78.9	82.9	6.2 5.9	6.1	6.1	3.2 3.5	3.4		17.0 18.0	17.5		
12-Sep-08	Sunny	Calm	18:26	Surface	1	28.0 28.0	28.0	7.5 7.6	7.6	27.8 27.8	27.8	124.6 124.6	124.6	8.4 8.4	8.4	8.5	2.7 2.5	2.6	3.0	16.0 16.0	16.0	27.0	
				Middle	4.5	27.6 27.5	27.6	7.1 7.7	7.4	28.1 28.2	28.2	126.7 125.6	126.2	8.5 8.5	8.5	8.5	2.9 2.8	2.9		39.0 39.0	39.0		
				Bottom	8	26.4 26.3	26.4	7.2 7.3	7.3	29.9 29.9	29.9	117.7 111.5	114.6	8.0 7.6	7.8	7.8	3.3 3.6	3.5		26.0 26.0	26.0		
16-Sep-08	Sunny	Calm	08:21	Surface	1	27.5 27.8	27.7	7.4 7.3	7.4	27.4 27.2	27.3	103.6 125.8	114.7	7.1 8.5	7.8	7.8	2.2 2.2	2.2	2.5	16.0 16.0	16.0	14.7	
				Middle	4.5	26.5 26.6	26.6	7.0 7.6	7.3	28.1 27.9	28.0	114.2 109.1	111.7	8.0 7.5	7.8	7.8	2.3 2.3	2.3		15.0 15.0	15.0		
				Bottom	8	26.3 25.9	26.1	7.2 7.4	7.3	28.9 29.1	29.0	90.6 90.8	90.7	6.0 6.1	6.1	6.1	2.9 2.9	2.9		13.0 13.0	13.0		
18-Sep-08	Fine	Calm	08:30	Surface	1	28.1 28.0	28.1	7.9 7.8	7.9	30.2 30.2	30.2	94.5 94.5	94.5	6.4 6.4	6.4	6.4	2.7 2.4	2.6	2.9	14.0 14.0	14.0	14.3	
				Middle	4.5	27.5 27.5	27.5	7.6 8.0	7.8	30.4 30.4	30.4	91.7 91.3	91.5	6.3 6.3	6.3	6.3	2.9 2.7	2.8		16.0 16.0	16.0		
				Bottom	8	27.3 27.3	27.3	7.8 7.7	7.8	30.6 30.5	30.6	88.4 88.0	88.2	6.0 6.0	6.0	6.0	3.4 3.4	3.4		13.0 13.0	13.0		
20-Sep-08	Sunny	Calm	09:49	Surface	1	26.7 26.7	26.7	8.8 8.9	8.9	30.8 30.8	30.8	92.8 92.1	92.5	6.5 6.5	6.5	6.5	4.5 4.5	4.5	4.5	12.0 12.0	12.0	13.3	
				Middle	4.5	25.9 25.9	25.9	8.4 8.4	8.4	30.7 30.8	30.8	84.2 84.2	84.2	6.2 6.2	6.2	6.2	4.5 4.4	4.5		13.0 13.0	13.0		
				Bottom	8	25.7 25.7	25.7	8.9 7.9	8.4	31.1 31.2	31.2	80.6 80.0	80.3	6.1 6.0	6.1	6.1	4.4 4.4	4.4		15.0 15.0	15.0		
22-Sep-08	Sunny	Moderate	16:23	Surface	1	28.1 28.0	28.1	8.2 8.1	8.2	27.8 27.7	27.8	104.1 126.2	115.2	7.6 8.8	8.2	8.2	2.9 2.6	2.8	3.0	13.0 13.0	13.0	12.0	
				Middle	5	26.9 27.2	27.1	7.9 8.3	8.1	28.4 28.4	28.4	114.6 109.7	112.2	8.2 8.0	8.1	8.1	2.7 2.7	2.8		13.0 13.0	13.0		
				Bottom	9	26.5 26.5	26.5	8.1 8.0	8.1	29.4 29.3	29.4	87.0 79.0	83.0	6.3 5.9	6.1	6.1	3.3 3.6	3.5		10.0 10.0	10.0		

**Water Quality Monitoring Results at I2 - Mid-Flood Tide (with marine works and with silt curtain)**

Date	Weather Condition	Sea Condition**	Sampling Time	Depth (m)		Water Temperature (°C)		pH		Salinity ppt		DO Saturation (%)		Dissolved Oxygen (mg/L)			Turbidity(NTU)			Suspended Solids (mg/L)		
						Value	Average	Value	Average	Value	Average	Value	Average	Value	Average	DA*	Value	Average	DA*	Value	Average	DA*
24-Sep-08	Fine	Moderate	17:14	Surface	1	26.4	26.4	8.2	8.5	30.8	30.8	101.3	101.3	6.9	6.9	6.8	2.9	3.0	3.7	33.0	33.0	32.2
				Middle	4.5	26.3	26.3	8.4	8.3	31.1	31.1	98.8	98.6	6.7	6.7		3.8	3.8		17.0	17.5	
				Bottom	8	26.3	26.3	8.8	8.4	31.2	31.3	96.5	96.4	6.5	6.5		4.2	4.2		46.0	46.0	
26-Sep-08	Fine	Calm	17:50	Surface	1	27.3	27.3	8.1	8.1	31.4	31.4	86.9	86.8	6.8	6.8	6.8	2.1	2.1	2.3	12.0	12.0	9.8
				Middle	4.5	27.3	27.3	8.0	8.2	31.4	31.4	85.8	85.7	6.7	6.7		2.3	2.4		10.0	10.0	
				Bottom	8	27.3	27.3	8.0	8.1	31.4	31.4	85.3	85.3	6.7	6.7		2.4	2.4		7.0	7.5	
29-Sep-08	Fine	Calm	12:33	Surface	1	27.4	27.4	8.0	8.0	32.3	32.3	90.1	89.7	7.0	7.0	7.0	5.8	5.3	6.1	8.0	8.0	10.8
				Middle	4.5	27.3	27.3	8.6	8.2	32.5	32.5	92.6	90.6	7.1	7.0		5.7	5.8		9.0	9.5	
				Bottom	8	27.2	27.2	7.8	7.9	32.5	32.5	88.1	87.7	6.8	6.8		6.8	7.7		15.0	15.0	
2-Oct-08	Sunny	Calm	08:30	Surface	1	27.6	27.7	7.8	7.9	27.3	27.3	105.7	105.7	7.4	7.4	7.1	2.3	2.2	2.5	10.0	10.0	12.7
				Middle	4.5	26.4	26.5	7.6	7.9	28.2	28.1	94.1	91.7	6.9	6.8		2.3	2.4		20.0	20.0	
				Bottom	8	26.3	26.2	7.7	7.7	29.1	29.1	76.0	76.5	6.1	6.2		2.8	3.1		8.0	8.0	
4-Oct-08	Cloudy	Calm	09:55	Surface	1	27.7	27.8	7.8	7.8	27.2	27.3	105.1	105.4	7.5	7.5	7.2	2.3	2.2	2.5	10.0	10.0	10.3
				Middle	4.5	26.6	26.7	7.6	7.8	28.1	28.0	94.0	91.6	7.0	6.8		2.3	2.4		9.0	9.0	
				Bottom	8	26.3	26.2	7.8	7.9	28.9	29.0	78.6	77.1	6.1	6.1		2.9	3.0		12.0	12.0	
6-Oct-08	Cloudy	Calm	08:39	Surface	1	25.6	25.6	7.4	7.4	30.1	30.2	84.8	84.7	7.8	7.8	7.4	2.3	2.4	2.6	11.0	11.0	10.5
				Middle	4.5	26.1	26.1	7.2	7.4	28.6	28.7	91.6	90.8	6.9	6.9		2.5	2.6		11.0	11.0	
				Bottom	8	25.6	25.6	7.2	7.2	30.0	30.0	80.6	79.4	6.2	6.1		2.7	2.7		9.0	9.5	
10-Oct-08	Sunny	Calm	16:58	Surface	1	26.9	26.9	7.7	7.7	29.5	30.5	93.4	93.4	6.9	6.9	6.9	1.7	1.8	2.0	14.0	14.0	15.3
				Middle	4.5	27.0	27.0	7.6	7.8	32.0	32.1	90.2	90.3	6.8	6.8		1.9	1.9		17.0	17.0	
				Bottom	8	27.2	27.2	7.6	7.7	31.3	31.4	94.3	93.4	6.9	7.0		2.3	2.4		15.0	15.0	
13-Oct-08	Sunny	Calm	17:41	Surface	1	26.7	26.8	7.4	7.5	32.2	32.2	109.1	107.1	8.0	7.9	7.6	3.4	3.4	3.2	9.0	9.0	11.2
				Middle	4.5	26.8	26.8	7.3	7.4	32.2	32.2	99.4	99.4	7.3	7.3		2.9	2.9		15.0	15.0	
				Bottom	8	26.8	26.8	7.4	7.5	32.2	32.2	99.5	99.5	7.3	7.3		3.2	3.3		9.0	9.5	
15-Oct-08	Fine	Calm	18:23	Surface	1	27.7	27.8	7.7	7.8	27.4	27.4	83.8	89.9	6.1	6.4	6.6	2.5	2.3	2.6	10.0	10.0	10.7
				Middle	4.5	26.4	26.6	7.6	7.8	28.1	28.1	94.2	91.7	7.0	6.8		2.5	2.5		11.0	11.0	
				Bottom	8	26.2	26.2	7.5	7.7	29.1	29.1	76.4	77.5	6.0	6.2		3.0	3.0		11.0	11.0	
17-Oct-08	Sunny	Calm	08:40	Surface	1	27.4	27.4	7.4	7.5	31.2	31.2	88.3	87.3	7.0	7.0	6.8	2.7	2.8	3.0	16.0	16.0	12.5
				Middle	4.5	27.1	27.1	7.2	7.3	31.3	31.3	82.0	81.2	6.6	6.6		2.9	2.9		11.0	11.0	
				Bottom	8	27.0	27.0	7.3	7.4	31.4	31.4	79.4	79.3	6.5	6.5		3.3	3.4		10.0	10.5	
20-Oct-08	Sunny	Calm	12:08	Surface	1	27.7	27.7	7.7	7.8	30.7	30.7	95.4	94.9	6.6	6.6	6.6	2.7	2.7	3.0	12.0	12.0	10.3
				Middle	4.5	27.3	27.3	7.5	7.5	30.8	30.8	90.8	89.6	6.6	6.6		2.9	2.9		11.0	11.0	
				Bottom	8	27.2	27.2	7.8	7.6	31.0	31.0	86.9	86.8	6.6	6.7		3.4	3.4		8.0	8.0	
24-Oct-08	Sunny	Calm	16:25	Surface	1	27.2	27.2	7.4	7.4	31.4	31.4	89.7	88.4	7.1	7.0	6.9	2.9	3.0	3.2	11.0	11.0	10.8
				Middle	4.5	27.0	27.0	7.1	7.3	31.5	31.5	82.6	82.0	6.8	6.8		3.3	3.3		9.0	9.5	
				Bottom	8	27.0	27.0	7.2	7.3	31.6	31.6	80.7	80.6	6.7	6.8		3.4	3.4		12.0	12.0	

**Water Quality Monitoring Results at I2 - Mid-Flood Tide (with marine works and with silt curtain)**

Date	Weather Condition	Sea Condition**	Sampling Time	Depth (m)		Water Temperature (°C)		pH		Salinity ppt		DO Saturation (%)		Dissolved Oxygen (mg/L)		Turbidity(NTU)			Suspended Solids (mg/L)							
						Value	Average	Value	Average	Value	Average	Value	Average	Value	Average	DA*	Value	Average	DA*	Value	Average	DA*				
27-Oct-08	Fine	Calm	17:40	Surface	1	26.5 26.4	26.5	7.8 7.7	7.8	31.1 31.1	31.1	97.5 95.7	96.6	6.7 6.6	6.7	6.6	3.1	2.8 2.9	2.9	13.0 13.0	13.0	13.8				
				Middle	4.5	26.2 26.2	26.2	7.6 7.9	7.8	31.2 31.2	31.2	91.7 89.8	90.8	6.5 6.5	6.5			3.1 3.0					3.1	16.0 15.0	13.0	13.0
				Bottom	8	26.1 26.1	26.1	7.7 7.8	7.8	31.3 31.3	31.3	88.8 88.5	88.7	6.5 6.6	6.6			3.4 3.3					3.4			
29-Oct-08	Fine	Calm	18:06	Surface	1	26.8 26.8	26.8	7.5 7.5	7.5	31.3 31.2	31.3	93.6 91.4	92.5	6.7 6.6	6.7	6.6	3.1	2.8 3.0	2.9	10.0 10.0	10.0	12.7				
				Middle	4.5	26.6 26.6	26.6	7.4 7.5	7.5	31.3 31.3	31.3	87.1 85.5	86.3	6.5 6.5	6.5			3.1 3.1					3.1	15.0 15.0	13.0	13.0
				Bottom	8	26.5 26.5	26.5	7.5 7.5	7.5	31.4 31.4	31.4	84.7 84.5	84.6	6.5 6.5	6.5			3.2 3.3					3.3			
31-Oct-08	Sunny	Calm	14:02	Surface	1	26.8 26.8	26.8	8.2 8.2	8.2	31.2 31.2	31.2	101.3 99.8	99.8	6.8 6.6	6.7	6.6	4.2	4.1 4.2	4.2	13.0 13.0	13.0	13.3				
				Middle	4.5	26.7 26.7	26.7	7.8 7.9	7.9	31.6 31.6	31.6	93.2 92.4	92.8	6.4 6.4	6.4			4.0 4.0					4.0	14.0 14.0	14.0	13.3
				Bottom	8	26.6 26.6	26.6	8.1 7.7	7.9	31.8 31.8	31.8	92.1 92.0	92.1	6.4 6.4	6.4			4.2 4.3					4.3			
3-Nov-08	Fine	Calm	10:33	Surface	1	27.2 27.3	27.3	7.5 7.5	7.5	32.2 32.2	32.2	87.5 90.4	89.0	6.4 6.8	6.6	6.7	3.0	2.8 3.0	2.9	11.0 11.0	11.0	12.0				
				Middle	4.5	27.0 27.1	27.1	7.3 7.5	7.4	32.2 32.2	32.2	89.4 89.4	89.4	6.8 6.6	6.7			3.0 2.9					3.0	10.0 10.0	10.0	12.0
				Bottom	8	26.2 26.2	26.2	7.4 7.5	7.5	31.8 31.9	31.9	87.4 88.0	87.7	6.3 6.4	6.4			3.2 3.2					3.2			
5-Nov-08	Cloudy	Calm	16:37	Surface	1	27.3 27.3	27.3	8.0 7.9	8.0	31.3 31.3	31.3	99.0 96.7	97.9	6.6 6.5	6.6	6.5	3.1	2.8 3.0	2.9	18.0 18.0	18.0	13.2				
				Middle	4.5	27.1 27.1	27.1	8.5 7.8	8.2	31.4 31.4	31.4	92.3 90.8	91.6	6.3 6.2	6.3			3.1 3.0					3.1	12.0 12.0	12.0	9.0 10.0
				Bottom	8	27.0 27.0	27.0	8.3 7.9	8.1	31.3 31.2	31.3	90.0 89.5	89.8	6.2 6.2	6.2			3.3 3.4					3.4			
7-Nov-08	Fine	Calm	15:08	Surface	1	26.9 26.9	26.9	8.3 8.0	8.2	29.5 30.4	30.0	83.4 79.7	81.6	6.3 6.2	6.3	6.8	2.5	2.2 2.3	2.3	13.0 13.0	13.0	14.7				
				Middle	4.5	26.6 26.6	26.6	8.2 7.8	8.0	30.0 30.1	30.1	75.1 74.4	74.8	7.2 7.2	7.2			2.4 2.4					2.4	14.0 14.0	14.0	17.0 17.0
				Bottom	8	27.0 27.1	27.1	8.2 8.1	8.2	29.8 29.8	29.8	63.3 62.8	63.1	6.1 6.2	6.2			2.8 2.9					2.9			
10-Nov-08	Fine	Calm	16:15	Surface	1	25.8 25.8	25.8	7.4 7.4	7.4	30.8 31.3	31.1	92.2 88.3	90.3	6.7 7.1	6.9	7.2	2.7	2.2 2.3	2.3	11.0 11.0	11.0	8.7				
				Middle	4.5	25.7 25.7	25.7	7.2 7.5	7.4	31.1 31.1	31.1	83.2 82.9	83.1	7.4 7.4	7.4			2.6 2.6					2.6	7.0 7.0	8.0	8.0
				Bottom	8	25.9 25.9	25.9	7.3 7.4	7.4	31.0 31.0	31.0	81.4 81.1	81.3	7.2 7.2	7.2			3.0 3.1					3.1			
12-Nov-08	Fine	Calm	17:07	Surface	1	25.5 25.5	25.5	7.8 7.7	7.8	31.3 31.4	31.4	89.3 88.4	88.9	6.4 6.5	6.5	6.5	3.0	2.7 2.7	2.7	12.0 12.0	12.0	11.0				
				Middle	4.5	25.5 25.5	25.5	7.7 7.6	7.7	31.3 31.4	31.4	88.4 87.8	88.1	6.4 6.3	6.4			2.9 2.9					2.9	11.0 11.0	10.0	10.0
				Bottom	8	25.3 25.2	25.3	7.8 7.7	7.8	31.5 31.6	31.6	88.1 87.0	87.6	6.3 6.3	6.3			3.2 3.4					3.3			
14-Nov-08	Fine	Calm	17:41	Surface	1	25.3 25.3	25.3	7.7 7.8	7.8	31.2 31.3	31.3	95.3 93.3	94.3	6.6 6.6	6.6	6.5	2.6	2.5 2.6	2.6	14.0 14.0	14.0	15.0				
				Middle	4.5	25.2 25.2	25.2	7.6 7.7	7.7	31.4 31.5	31.5	90.8 90.1	90.5	6.4 6.4	6.4			2.4 2.4					2.4	16.0 16.0	16.0	15.0 15.0
				Bottom	8	25.1 25.1	25.1	7.7 7.8	7.8	31.7 31.7	31.7	87.1 89.5	88.3	6.3 6.4	6.4			2.6 2.7					2.7			
17-Nov-08	Sunny	Calm	10:43	Surface	1	25.4 25.4	25.4	8.0 7.8	7.9	31.3 31.4	31.4	92.3 90.8	91.6	6.5 6.6	6.6	6.5	2.7	2.4 2.5	2.5	14.0 14.0	14.0	11.2				
				Middle	4.5	25.3 25.3	25.3	7.9 7.7	7.8	31.4 31.5	31.5	89.6 88.9	89.3	6.4 6.3	6.4			2.7 2.7					2.7	11.0 10.0	10.5	9.0 9.0
				Bottom	8	25.2 25.2	25.2	8.0 7.9	8.0	31.6 31.7	31.7	89.1 88.2	88.7	6.3 6.4	6.4			2.9 3.0					3.0			
19-Nov-08	Fine	Calm	13:49	Surface	1	25.2 25.3	25.3	7.7 7.9	7.8	30.7 30.6	30.7	102.6 98.5	100.6	7.5 7.2	7.4	7.1	2.2	2.4 2.3	2.4	11.0 11.0	11.0	10.3				
				Middle	4.5	25.3 25.3	25.3	7.6 7.8	7.7	30.7 30.7	30.7	92.9 92.9	92.9	6.8 6.8	6.8			1.9 1.9					1.9	9.0 9.0	9.0	11.0 11.0
				Bottom	8	25.3 25.3	25.3	7.6 7.8	7.7	30.7 30.7	30.7	93.0 93.0	93.0	6.8 6.8	6.8			2.2 2.3					2.3			
21-Nov-08	Sunny	Calm	14:35	Surface	1	26.7 26.6	26.7	7.3 7.4	7.4	27.2 27.2	27.2	87.6 105.9	96.8	6.0 6.9	6.5	6.4	2.5	2.5 2.1	2.3	16.0 16.0	16.0	12.5				
				Middle	4.5	25.6 25.7	25.7	7.1 7.5	7.3	28.1 27.9	28.0	94.1 89.1	91.6	6.3 6.2	6.3			2.4 2.4					2.4	8.0 8.0	13.0	13.0
				Bottom	8	25.2 25.1	25.2	7.1 7.3	7.2	29.1 29.1	29.1	81.5 82.0	81.8	6.0 6.1	6.1			2.8 3.0					2.9			



**Water Quality Monitoring Results at I2 - Mid-Flood Tide (with marine works and with silt curtain)**

Date	Weather Condition	Sea Condition**	Sampling Time	Depth (m)		Water Temperature (°C)		pH		Salinity ppt		DO Saturation (%)		Dissolved Oxygen (mg/L)			Turbidity(NTU)			Suspended Solids (mg/L)		
						Value	Average	Value	Average	Value	Average	Value	Average	Value	Average	DA*	Value	Average	DA*	Value	Average	DA*
24-Nov-08	Sunny	Calm	15:37	Surface	1	24.9	24.9	7.8	7.8	31.3	31.4	97.5	96.4	6.7	6.7	6.6	2.7	2.8	2.9	12.0	12.0	14.3
				Middle	4.5	24.8	24.8	7.6	7.7	31.5	31.5	91.7	91.2	6.4	6.4		2.8	2.9		19.0	19.0	
				Bottom	8	24.7	24.8	7.7	7.7	31.6	31.7	90.4	90.2	6.4	6.4		3.0	3.0		12.0	12.0	
26-Nov-08	Sunny	Calm	16:17	Surface	1	23.6	23.6	7.9	7.9	30.1	30.2	77.8	77.7	6.1	6.1	6.5	2.3	2.4	2.6	15.0	14.5	12.8
				Middle	4.5	24.1	24.1	7.8	7.9	28.6	28.7	91.6	90.8	6.9	6.9		2.5	2.6		12.0	12.0	
				Bottom	8	23.6	23.6	7.9	7.9	30.0	30.0	80.6	79.4	6.2	6.1		2.7	2.7		12.0	12.0	
28-Nov-08	Fine	Calm	17:31	Surface	1	22.8	22.9	7.2	7.3	33.9	33.9	92.6	92.8	6.6	6.6	6.6	3.3	3.1	3.2	13.0	13.0	14.7
				Middle	4.5	22.9	22.9	7.1	7.2	33.9	33.9	93.0	93.0	6.6	6.6		2.9	3.0		12.0	12.0	
				Bottom	8	22.8	22.8	7.0	7.1	33.9	33.9	92.5	92.4	6.6	6.6		3.3	3.4		19.0	19.0	
1-Dec-08	Sunny	Calm	09:30	Surface	1	22.5	22.5	7.4	7.5	34.1	34.1	104.5	104.2	7.4	7.4	7.3	1.4	1.3	1.4	6.0	6.0	8.2
				Middle	4.5	22.4	22.4	7.3	7.4	34.1	34.1	101.5	101.2	7.2	7.2		1.4	1.4		7.0	6.5	
				Bottom	8	22.3	22.3	7.3	7.4	34.2	34.2	99.8	99.7	7.1	7.1		1.5	1.6		12.0	12.0	
3-Dec-08	Sunny	Calm	15:30	Surface	1	22.6	22.6	7.9	7.9	30.7	30.8	86.1	85.5	6.2	6.2	6.5	2.4	2.4	2.7	10.0	10.0	11.2
				Middle	4.5	22.8	22.8	7.9	7.9	30.0	30.1	91.6	91.0	6.7	6.7		2.6	2.7		14.0	14.0	
				Bottom	8	22.6	22.6	7.9	7.9	30.8	30.8	85.5	85.0	6.3	6.3		2.8	2.9		9.0	9.5	
5-Dec-08	Sunny	Moderate	13:32	Surface	1	22.8	22.8	7.5	7.6	31.3	31.3	98.6	97.5	6.7	6.7	6.6	2.3	2.4	2.6	12.0	12.0	14.2
				Middle	4.5	22.6	22.6	7.4	7.5	31.3	31.3	92.1	91.3	6.5	6.5		2.6	2.6		14.0	14.0	
				Bottom	8	22.5	22.5	7.6	7.6	31.4	31.4	89.7	89.6	6.4	6.5		2.7	2.8		17.0	16.5	
8-Dec-08	Sunny	Calm	14:08	Surface	1	23.8	23.8	7.6	7.7	30.3	30.6	100.8	99.1	6.7	6.9	7.2	3.1	3.2	3.3	6.0	6.0	5.7
				Middle	4.5	23.6	23.6	7.4	7.5	30.8	30.8	92.6	92.3	7.4	7.4		3.2	3.2		5.0	5.0	
				Bottom	8	23.8	23.9	7.6	7.5	30.8	30.8	91.9	90.1	7.2	7.3		3.2	3.6		5.0	6.0	
10-Dec-08	Sunny	Calm	15:05	Surface	1	23.2	23.2	7.4	7.4	30.8	31.0	100.0	99.0	7.0	7.2	7.3	2.9	2.9	3.1	10.0	10.0	8.7
				Middle	4.5	23.1	23.1	7.3	7.3	31.0	31.1	95.5	95.2	7.4	7.4		3.0	3.0		7.0	7.0	
				Bottom	8	23.1	23.0	7.4	7.4	31.1	31.2	94.1	93.8	7.3	7.3		3.3	3.5		9.0	9.0	
12-Dec-08	Sunny	Calm	16:43	Surface	1	23.2	23.2	7.9	7.9	30.6	30.6	95.0	94.5	6.6	6.6	6.6	2.6	2.6	2.9	18.0	17.5	14.5
				Middle	4.5	22.8	22.8	7.8	7.9	30.7	30.7	90.4	89.2	6.6	6.6		2.8	2.8		16.0	16.0	
				Bottom	8	22.7	22.7	7.9	7.9	30.9	30.9	86.5	86.2	6.6	6.7		3.3	3.3		10.0	10.0	
15-Dec-08	Sunny	Moderate	10:35	Surface	1	23.0	23.0	7.8	7.8	30.9	30.9	96.8	96.0	6.9	6.9	6.9	2.4	2.5	2.7	8.0	8.0	8.5
				Middle	4.5	22.7	22.7	7.7	7.8	31.0	31.0	91.2	90.2	6.8	6.8		2.7	2.7		11.0	11.0	
				Bottom	8	22.6	22.6	7.8	7.8	31.2	31.2	88.1	88.0	6.8	6.9		3.0	3.0		6.0	6.5	
17-Dec-08	Sunny	Calm	11:10	Surface	1	23.0	23.0	7.7	7.7	30.2	30.2	97.5	97.5	6.6	6.6	6.5	2.7	2.6	2.9	3.0	3.0	2.9
				Middle	4.5	22.4	22.4	8.0	7.8	30.4	30.4	94.7	93.0	6.5	6.4		2.9	2.8		<2.5	2.8	
				Bottom	8	22.2	22.2	7.6	7.6	30.6	30.6	91.3	89.2	6.3	6.1		2.7	3.4		3.0	3.0	
19-Dec-08	Sunny	Calm	13:01	Surface	1	22.6	22.7	7.8	7.8	32.2	32.2	104.1	102.1	7.0	6.9	6.6	3.4	3.4	3.2	7.0	7.0	8.0
				Middle	4.5	22.7	22.7	7.6	7.6	32.2	32.2	94.4	94.4	6.3	6.3		2.9	2.9		9.0	9.0	
				Bottom	8	22.7	22.7	7.7	7.7	32.2	32.2	94.5	94.5	6.3	6.3		3.2	3.3		8.0	8.0	

**Water Quality Monitoring Results at I2 - Mid-Flood Tide (with marine works and with silt curtain)**

Date	Weather Condition	Sea Condition**	Sampling Time	Depth (m)		Water Temperature (°C)		pH		Salinity ppt		DO Saturation (%)		Dissolved Oxygen (mg/L)			Turbidity(NTU)			Suspended Solids (mg/L)		
						Value	Average	Value	Average	Value	Average	Value	Average	Value	Average	DA*	Value	Average	DA*	Value	Average	DA*
22-Dec-08	Sunny	Calm	14:42	Surface	1	22.2 22.3	22.3	7.6 7.7	7.7	31.2 31.2	31.2	98.3 96.2	97.3	6.5 6.4	6.5	6.4	3.0 2.8	2.9	3.0	5.0 5.0	5.7	
				Middle	4.5	22.0 22.0	22.0	7.5 7.6	7.6	31.3 31.3	31.3	92.4 91.3	91.9	6.2 6.1	6.2		2.9 2.8	2.9		7.0 7.0		
				Bottom	8	21.9 21.9	21.9	7.5 7.6	7.6	31.4 31.4	31.4	92.4 92.2	92.3	6.3 6.3	6.3		3.3 3.3	3.3		5.0 5.0		
24-Dec-08	Sunny	Calm	15:49	Surface	1	22.6 22.6	22.6	7.4 7.4	7.4	28.6 28.7	28.7	91.6 90.0	90.8	6.9 6.8	6.9	6.5	2.4 2.3	2.4	2.2	5.0 5.0	4.5	
				Middle	4.5	22.1 22.1	22.1	7.2 7.4	7.3	30.0 30.0	30.0	80.6 78.1	79.4	6.2 6.0	6.1		1.9 1.9	1.9		4.0 3.0		
				Bottom	8	21.8 21.7	21.8	7.3 7.4	7.4	30.5 30.8	30.7	76.5 76.4	76.5	6.2 6.2	6.2		2.2 2.3	2.3		5.0 5.0		
27-Dec-08	Sunny	Calm	08:42	Surface	1	21.9 21.9	21.9	7.6 7.7	7.7	29.6 29.6	29.6	102.3 102.3	102.3	7.4 7.4	7.4	7.2	1.7 1.8	1.8	2.0	13.0 13.0	10.5	
				Middle	4.5	21.8 21.7	21.8	7.4 7.8	7.6	29.7 29.8	29.8	94.2 92.7	93.5	6.9 6.8	6.9		1.9 1.9	1.9		10.0 11.0		
				Bottom	8	21.7 21.7	21.7	7.4 7.5	7.5	29.9 29.9	29.9	90.8 90.3	90.6	6.6 6.6	6.6		2.3 2.4	2.4		8.0 8.0		
29-Dec-08	Cloudy	Moderate	09:00	Surface	1	19.7 19.7	19.7	6.8 7.3	7.1	34.2 34.2	34.2	90.7 90.5	90.6	6.8 6.8	6.8	6.8	2.8 2.9	2.9	3.1	8.0 8.0	7.3	
				Middle	4.5	19.6 19.6	19.6	7.9 7.1	7.5	34.2 34.2	34.2	89.7 90.8	90.3	6.7 6.8	6.8		2.9 3.0	3.0		5.0 5.0		
				Bottom	8	19.6 19.6	19.6	7.7 7.9	7.8	34.3 34.3	34.3	93.0 94.1	93.6	7.0 7.1	7.1		3.3 3.4	3.4		9.0 9.0		
31-Dec-08	Cloudy	Calm	08:46	Surface	1	22.6 22.7	22.7	7.9 7.9	7.9	31.3 31.4	31.4	89.3 88.4	88.9	6.4 6.5	6.5	6.5	3.4 3.3	3.4	3.2	13.0 13.0	14.8	
				Middle	4.5	22.7 22.7	22.7	7.7 8.0	7.9	31.3 31.4	31.4	88.4 87.8	88.1	6.4 6.3	6.4		2.9 2.9	2.9		11.0 11.0		
				Bottom	8	22.7 22.7	22.7	7.8 7.8	7.8	31.5 31.6	31.6	88.1 87.0	87.6	6.3 6.3	6.3		3.2 3.3	3.3		20.0 21.0		
2-Jan-09	Fine	Calm	11:31	Surface	1	22.5 22.6	22.6	7.7 7.7	7.7	31.2 31.3	31.3	89.2 88.3	88.8	6.3 6.4	6.4	6.4	3.3 3.2	3.3	3.1	14.0 14.0	13.2	
				Middle	4.5	22.6 22.6	22.6	7.7 7.7	7.7	31.2 31.3	31.3	88.3 88.0	88.2	6.3 6.3	6.3		2.8 2.8	2.8		9.0 10.0		
				Bottom	8	22.6 22.6	22.6	7.6 7.7	7.7	31.4 31.5	31.5	88.0 86.9	87.5	6.2 6.2	6.2		3.1 3.2	3.2		16.0 16.0		
5-Jan-09	Sunny	Calm	13:07	Surface	1	22.1 22.1	22.1	7.7 7.7	7.7	31.3 31.3	31.3	103.1 101.0	102.1	6.9 6.8	6.9	6.7	1.5 1.3	1.4	1.5	12.0 12.0	8.7	
				Middle	4.5	21.9 21.9	21.9	7.5 7.9	7.7	31.4 31.4	31.4	96.8 95.1	96.0	6.5 6.4	6.5		1.4 1.3	1.4		7.0 7.0		
				Bottom	8	21.8 21.8	21.8	7.6 7.6	7.6	31.5 31.5	31.5	94.2 94.0	94.1	6.4 6.3	6.4		1.8 1.8	1.8		7.0 7.0		
7-Jan-09	Sunny	Moderate	13:58	Surface	1	20.1 20.1	20.1	7.4 7.4	7.4	32.7 34.7	33.7	100.4 99.7	100.1	7.7 7.7	7.7	7.7	3.0 3.1	3.1	3.3	10.0 10.0	9.3	
				Middle	4.5	20.2 20.2	20.2	7.2 7.4	7.3	35.2 35.3	35.3	98.5 96.6	97.6	7.7 7.6	7.7		3.2 3.2	3.2		12.0 12.0		
				Bottom	8	20.4 20.4	20.4	7.3 7.4	7.4	34.5 34.6	34.6	100.6 99.7	100.2	7.7 7.9	7.8		3.6 3.7	3.7		6.0 6.0		
9-Jan-09	Sunny	Moderate	15:25	Surface	1	19.9 19.8	19.9	7.6 7.6	7.6	31.0 31.0	31.0	95.8 93.7	94.8	6.7 6.5	6.6	6.5	2.9 3.1	3.0	3.2	16.0 16.0	13.3	
				Middle	4.5	19.6 19.6	19.6	7.7 7.5	7.6	31.1 31.1	31.1	89.5 87.8	88.7	6.3 6.2	6.3		3.1 3.0	3.1		11.0 11.0		
				Bottom	8	19.5 19.5	19.5	7.5 7.6	7.6	31.2 31.2	31.2	86.9 86.7	86.8	6.1 6.1	6.1		3.5 3.6	3.6		13.0 13.0		
12-Jan-09	Sunny	Moderate	08:19	Surface	1	20.1 20.2	20.2	7.3 7.4	7.4	34.4 34.5	34.5	87.5 86.6	88.1	6.4 6.4	6.4	6.4	2.9 2.8	2.9	2.7	6.0 6.0	8.7	
				Middle	4.5	20.2 20.2	20.2	7.6 7.4	7.5	34.4 34.5	34.5	88.6 88.0	88.3	6.3 6.2	6.3		2.4 2.4	2.4		9.0 9.0		
				Bottom	8	20.2 20.2	20.2	7.5 7.6	7.6	34.6 34.7	34.7	88.3 87.2	87.8	6.2 6.2	6.2		2.7 2.8	2.8		11.0 11.0		
14-Jan-09	Sunny	Moderate	09:50	Surface	1	16.4 16.5	16.5	7.7 8.0	7.9	34.1 33.9	34.0	90.6 90.3	90.5	6.5 6.6	6.6	6.6	2.5 2.7	2.6	3.4	6.0 7.0	10.5	
				Middle	4.5	16.5 16.4	16.5	8.7 7.9	8.3	34.1 34.0	34.1	89.5 90.6	90.1	6.4 6.6	6.5		3.1 3.6	3.4		12.0 12.0		
				Bottom	8	16.3 16.4	16.4	8.4 8.6	8.5	34.2 34.1	34.2	92.9 94.0	93.5	6.7 6.9	6.8		4.0 4.2	4.1		13.0 13.0		
16-Jan-09	Sunny	Moderate	11:09	Surface	1	16.4 16.2	16.3	7.9 7.9	7.9	32.3 32.3	32.3	100.8 100.1	100.5	7.0 6.9	7.0	6.5	3.8 3.8	3.8	4.5	10.0 10.0	9.8	
				Middle	5	16.9 16.9	16.9	7.8 8.0	7.9	32.9 32.9	32.9	86.7 85.2	86.0	6.0 5.9	6.0		4.1 3.8	4.0		10.0 10.0		
				Bottom	9	16.9 16.9	16.9	8.1 7.7	7.9	33.7 33.7	33.7	87.6 86.0	87.8	6.3 6.3	6.3		5.7 5.5	5.6		9.0 10.0		

**Water Quality Monitoring Results at I2 - Mid-Flood Tide (with marine works and with silt curtain)**

Date	Weather Condition	Sea Condition**	Sampling Time	Depth (m)		Water Temperature (°C)		pH		Salinity ppt		DO Saturation (%)		Dissolved Oxygen (mg/L)			Turbidity(NTU)			Suspended Solids (mg/L)			
						Value	Average	Value	Average	Value	Average	Value	Average	Value	Average	DA*	Value	Average	DA*	Value	Average	DA*	
19-Jan-09	Fine	Moderate	12:37	Surface	1	16.6 16.5	16.6	7.7 8.0	7.9	34.1 34.0	34.1	90.6 90.4	90.5	6.7 6.7	6.7	6.7	6.7	2.6 2.8	2.7	3.4	3.0 3.0	3.0	7.3
				Middle	4.5	16.5 16.4	16.5	8.6 7.9	8.3	33.9 34.0	34.0	89.4 90.6	90.0	6.6 6.7	6.7	3.1 3.5		3.3	8.0 8.0		8.0		
				Bottom	8	16.4 16.5	16.5	8.6 8.7	8.7	34.1 34.1	34.1	92.7 93.8	93.3	6.7 6.8	6.8	4.0 4.4		4.2	4.0 11.0		11.0		
21-Jan-09	Sunny	Moderate	10:05	Surface	1	20.4 20.4	20.4	8.1 7.9	8.0	33.7 33.7	33.7	103.1 99.9	101.5	6.9 6.8	6.9	6.8	2.2 2.2	2.2	2.4	3.0 3.0	3.0	3.0	
				Middle	4.5	20.3 20.3	20.3	7.8 7.6	7.7	33.8 33.8	33.8	92.6 92.6	92.6	6.6 6.5	6.6		2.4 2.3	2.4		3.0 3.0	3.0		
				Bottom	8	20.2 20.2	20.2	7.8 8.1	8.0	33.9 33.9	33.9	91.7 91.6	91.7	6.5 6.5	6.5		2.7 2.7	2.7		3.0 3.0	3.0		
23-Jan-09	Sunny	Calm	10:39	Surface	1	21.5 21.5	21.5	8.1 7.9	8.0	34.3 34.3	34.3	99.1 98.0	98.6	6.9 6.7	6.8	6.6	2.3 2.4	2.4	2.4	4.0 4.0	4.0	4.7	
				Middle	4.5	21.4 21.4	21.4	7.8 7.6	7.7	34.7 34.7	34.7	93.0 92.2	92.6	6.4 6.4	6.4		2.2 2.2	2.2		4.0 4.0	4.0		
				Bottom	8	21.3 21.3	21.3	7.8 8.1	8.0	35.0 35.0	35.0	91.9 91.8	91.9	6.4 6.4	6.4		2.4 2.5	2.5		6.0 6.0	6.0		
29-Jan-09	Fine	Calm	08:39	Surface	1	18.7 18.8	18.8	7.9 7.9	7.9	30.9 30.9	30.9	99.8 97.7	98.8	6.7 6.6	6.7	6.5	2.7 2.5	2.6	2.7	13.0 13.0	13.0	9.5	
				Middle	4.5	18.5 18.5	18.5	8.1 7.8	8.0	31.0 31.0	31.0	93.5 91.8	92.7	6.3 6.2	6.3		2.6 2.5	2.6		10.0 10.0	10.0		
				Bottom	8	18.4 18.4	18.4	8.1 8.2	8.2	31.1 31.1	31.1	90.9 90.7	90.8	6.2 6.2	6.2		3.0 3.0	3.0		5.0 6.0	5.5		
31-Jan-09	Sunny	Calm	09:24	Surface	1	17.1 17.1	17.1	7.7 7.7	7.7	31.4 31.4	31.4	102.4 99.8	101.1	7.0 6.8	6.9	6.8	3.0 3.2	3.1	3.3	11.0 11.0	11.0	11.0	
				Middle	4.5	16.9 16.9	16.9	7.6 7.7	7.7	31.4 31.4	31.4	95.3 94.0	94.7	6.7 6.6	6.7		3.4 3.4	3.4		12.0 12.0	12.0		
				Bottom	8	16.8 16.8	16.8	7.6 7.7	7.7	31.5 31.5	31.5	93.4 93.2	93.3	6.6 6.7	6.7		3.5 3.4	3.5		10.0 10.0	10.0		

Remarks: The reporting limit for laboratory analysis of suspended solids is 2.5 mg/L. For the results below the reporting limit, the SS level will be taken as 2.5 mg/L.  
 \* DA: Depth-Averaged  
 \*\* Calm: Small or no wave; Moderate: Between calm and rough; Rough : White capped or rougher

**Water Quality Monitoring Results at Intake A - Mid-Ebb Tide (with marine works and with silt curtain)**

Date	Weather Condition	Sea Condition**	Sampling Time	Depth (m)		Water Temperature (°C)		pH		Salinity ppt		DO Saturation (%)		Dissolved Oxygen (mg/L)			Turbidity(NTU)			Suspended Solids (mg/L)		
						Value	Average	Value	Average	Value	Average	Value	Average	Value	Average	DA*	Value	Average	DA*	Value	Average	DA*
3-Jun-08	Cloudy	Moderate	12:11	Surface	1	26.1	26.1	7.5	7.5	48.9	48.9	93.9	93.2	6.4	6.4	6.3	2.8	2.9	3.0	17.0	17.5	20.7
				Middle	5	26.1	26.1	7.5	7.5	48.9	48.9	90.6	90.2	6.2	6.2		2.9	2.9		23.0	22.5	
				Bottom	9	26.1	26.1	7.5	7.5	48.9	48.9	89.7	89.5	6.1	6.1		3.1	3.1		22.0	22.0	
5-Jun-08	Cloudy	Moderate	13:37	Surface	1	26.4	26.4	7.3	7.3	29.0	29.0	95.6	95.6	6.3	6.3	6.4	5.6	5.5	6.1	18.0	18.0	15.7
				Middle	5	26.3	26.3	7.4	7.4	29.4	29.5	94.9	94.9	6.4	6.4		6.2	6.2		13.0	13.0	
				Bottom	9	26.3	26.3	7.4	7.4	29.6	29.6	94.8	94.9	6.1	6.1		6.1	6.1		16.0	16.0	
7-Jun-08	Rainy	Rough	15:42	Surface	1	26.2	26.2	7.4	7.4	30.2	30.2	98.0	98.0	7.0	7.0	6.9	2.7	2.7	3.6	16.0	16.0	11.8
				Middle	5	26.2	26.2	7.5	7.5	30.3	30.3	95.5	95.5	6.8	6.8		2.6	2.6		11.0	11.0	
				Bottom	9	26.0	26.1	7.5	7.5	30.7	30.9	95.6	95.4	6.8	6.8		4.9	5.4		9.0	8.5	
10-Jun-08	Sunny	Calm	18:06	Surface	1	26.8	26.8	7.4	7.4	22.6	22.6	102.6	102.4	7.2	7.2	7.2	1.5	1.5	1.5	11.0	11.0	10.3
				Middle	5	26.8	26.8	7.4	7.4	22.6	22.6	100.8	101.1	7.1	7.1		1.5	1.5		11.0	11.0	
				Bottom	9	26.9	26.8	7.4	7.4	22.5	22.6	99.5	99.0	7.0	7.0		1.4	1.4		9.0	9.0	
12-Jun-08	Cloudy	Moderate	07:37	Surface	1	26.8	26.8	7.6	7.6	27.4	27.4	101.9	101.9	7.5	7.5	7.8	4.3	4.3	4.3	13.0	12.5	8.2
				Middle	5	26.7	26.7	7.6	7.6	27.3	27.3	104.5	104.1	8.0	8.0		4.1	4.1		7.0	7.0	
				Bottom	9	26.7	26.7	7.6	7.6	27.1	27.2	102.2	102.1	7.9	7.9		4.4	4.4		5.0	5.0	
14-Jun-08	Cloudy	Moderate	10:07	Surface	1	26.7	26.7	7.6	7.6	30.3	30.3	91.1	91.0	7.6	7.6	7.6	4.6	4.6	5.1	9.0	9.0	8.2
				Middle	5	26.7	26.7	7.6	7.6	30.2	30.2	90.9	90.8	7.5	7.5		5.4	5.4		7.0	7.5	
				Bottom	9	26.6	26.6	7.6	7.6	30.2	30.2	90.6	90.5	7.5	7.5		5.2	5.2		8.0	8.0	
16-Jun-08	Cloudy	Moderate	12:26	Surface	1	27.0	27.0	7.5	7.5	20.2	20.2	97.9	98.2	8.3	8.3	8.2	6.6	6.6	6.8	8.0	8.0	11.0
				Middle	5	26.4	26.4	7.6	7.6	25.0	25.1	96.6	95.7	8.1	8.0		6.6	6.6		8.0	8.0	
				Bottom	9	26.0	26.0	7.5	7.6	28.1	28.0	76.4	75.7	6.6	6.6		7.1	7.1		17.0	17.0	
18-Jun-08	Cloudy	Moderate	12:01	Surface	1	26.2	26.2	7.5	7.5	21.3	21.3	93.1	93.1	6.8	6.8	6.8	3.5	3.5	3.6	5.0	5.0	11.7
				Middle	5	26.1	26.1	7.6	7.6	21.6	21.7	90.8	90.7	6.7	6.7		3.8	3.8		19.0	19.0	
				Bottom	9	26.1	26.1	7.5	7.6	21.9	21.9	89.6	89.5	6.6	6.6		3.6	3.6		11.0	11.0	
20-Jun-08	Fine	Calm	13:26	Surface	1	26.4	26.4	7.4	7.4	30.4	30.4	85.6	85.6	6.7	6.7	6.7	2.4	2.4	2.9	6.0	6.0	6.8
				Middle	5	26.4	26.4	7.4	7.4	30.4	30.4	84.9	84.9	6.6	6.6		2.8	2.8		9.0	9.0	
				Bottom	9	26.3	26.3	7.4	7.4	30.4	30.4	84.8	84.9	6.6	6.6		3.4	3.5		5.0	5.5	
23-Jun-08	Fine	Calm	14:45	Surface	1	28.1	28.2	7.5	7.5	24.4	24.4	152.2	153.3	9.8	10.0	9.2	3.5	3.5	3.3	12.0	12.0	12.2
				Middle	5.5	27.3	27.3	7.5	7.5	25.8	25.8	130.3	129.3	8.4	8.4		3.3	3.3		9.0	9.5	
				Bottom	10	26.5	26.5	7.5	7.5	26.7	26.7	106.0	104.5	7.8	7.8		3.0	3.0		15.0	15.0	

### Water Quality Monitoring Results at Intake A - Mid-Ebb Tide (with marine works and with silt curtain)

Date	Weather Condition	Sea Condition**	Sampling Time	Depth (m)		Water Temperature (°C)		pH		Salinity ppt		DO Saturation (%)		Dissolved Oxygen (mg/L)			Turbidity(NTU)			Suspended Solids (mg/L)		
						Value	Average	Value	Average	Value	Average	Value	Average	Value	Average	DA*	Value	Average	DA*	Value	Average	DA*
26-Jun-08	Rainy	Moderate	16:57	Surface	1	26.0	26.0	7.4	7.4	22.7	22.7	90.4	90.1	6.7	6.7	6.6	1.9	1.9	1.9	9.0	9.0	9.3
				Middle	4.5	26.0	26.0	7.4	7.4	23.0	23.0	87.8	87.7	6.5	6.5		1.9	1.9		9.0	9.5	
				Bottom	8	26.0	26.0	7.4	7.4	23.3	23.3	86.3	86.2	6.4	6.4		1.8	1.8		9.0	9.5	
28-Jun-08	Rainy	Calm	09:14	Surface	1	27.9	27.9	7.7	7.7	18.2	18.2	110.0	110.0	7.8	7.8	7.0	2.7	2.7	3.5	9.0	9.0	10.3
				Middle	5	26.5	26.5	7.6	7.6	23.2	23.2	86.1	86.1	6.1	6.1		3.6	3.8		10.0	10.5	
				Bottom	9	25.6	25.6	7.6	7.6	28.8	28.9	81.9	81.9	6.5	6.5		4.0	4.1		12.0	11.5	
30-Jun-08	Rainy	Calm	09:38	Surface	1	25.5	25.5	7.5	7.5	22.2	22.2	92.0	92.0	6.9	6.9	6.8	3.3	3.3	3.2	18.0	18.0	23.3
				Middle	5	25.4	25.4	7.5	7.5	24.5	24.5	88.5	88.5	6.6	6.6		3.1	3.1		26.0	26.0	
				Bottom	9	25.2	25.2	7.5	7.5	26.6	26.6	80.1	80.1	6.1	6.1		3.3	3.3		26.0	26.0	
2-Jul-08	Sunny	Calm	12:59	Surface	1	26.9	26.9	7.5	7.5	22.5	22.5	99.7	99.7	7.0	7.0	6.8	0.5	0.5	0.5	4.0	4.0	7.7
				Middle	5	26.7	26.7	7.5	7.5	23.7	23.7	91.8	91.8	6.4	6.5		0.5	0.5		12.0	12.0	
				Bottom	9	26.5	26.5	7.5	7.5	24.1	24.1	93.0	93.2	6.6	6.7		0.5	0.5		7.0	7.0	
4-Jul-08	Sunny	Calm	14:05	Surface	1	26.6	26.6	7.5	7.5	26.3	26.3	99.6	99.3	7.2	7.2	6.9	1.1	1.1	1.0	5.0	5.0	6.3
				Middle	5	26.0	26.0	7.5	7.5	27.6	27.6	88.6	88.6	6.5	6.5		0.9	0.9		6.0	6.0	
				Bottom	9	25.6	25.6	7.5	7.5	29.0	29.0	79.2	79.3	6.3	6.3		1.0	1.1		8.0	8.0	
7-Jul-08	Sunny	Calm	16:38	Surface	1	26.9	26.9	7.6	7.6	22.6	22.6	107.4	106.5	7.3	7.3	7.1	1.4	1.5	1.5	7.0	6.5	5.8
				Middle	5	26.8	26.8	7.5	7.5	22.6	22.6	104.5	100.8	7.1	6.9		1.5	1.5		6.0	6.0	
				Bottom	9	26.5	26.4	7.5	7.5	30.2	30.1	94.8	94.0	6.5	6.5		1.5	1.5		5.0	5.0	
9-Jul-08	Cloudy	Calm	17:24	Surface	1	26.2	26.2	7.5	7.5	25.4	25.4	91.7	91.7	6.7	6.7	6.5	1.1	1.1	1.2	5.0	5.0	6.0
				Middle	5	25.9	25.9	7.5	7.5	25.8	25.8	85.6	85.2	6.3	6.3		1.3	1.3		8.0	8.0	
				Bottom	9	25.9	25.9	7.5	7.5	26.0	26.0	82.7	82.6	6.1	6.1		1.2	1.2		5.0	5.0	
11-Jul-08	Cloudy	Calm	08:55	Surface	1	27.1	27.1	7.6	7.6	22.1	22.1	100.1	100.2	7.0	7.1	7.1	1.8	1.8	1.9	14.0	14.0	13.5
				Middle	5	27.1	27.1	7.5	7.5	22.4	22.4	99.9	99.9	7.0	7.0		1.9	2.0		14.0	13.5	
				Bottom	9	26.5	26.5	7.6	7.6	24.4	24.3	94.4	94.3	6.6	6.6		2.0	2.0		13.0	13.0	
14-Jul-08	Sunny	Calm	10:57	Surface	1	26.3	26.4	7.5	7.5	21.2	21.1	101.8	101.6	7.3	7.3	6.5	2.8	2.8	3.1	6.0	5.5	4.2
				Middle	5	25.4	25.4	7.5	7.5	25.9	25.9	78.4	78.4	5.6	5.6		2.5	2.5		4.0	4.0	
				Bottom	9	25.4	25.4	7.5	7.5	26.3	26.4	87.5	87.5	6.1	6.1		4.0	4.0		3.0	3.0	
16-Jul-08	Cloudy	Calm	11:15	Surface	1	28.6	28.6	7.5	7.5	16.7	16.8	133.8	133.3	9.5	9.5	8.7	0.9	0.9	0.8	11.0	11.0	6.7
				Middle	5	26.5	26.5	7.5	7.5	24.4	24.6	110.9	109.7	7.8	7.8		0.8	0.8		5.0	5.0	
				Bottom	9	24.9	24.9	7.5	7.5	31.2	31.0	92.1	93.5	6.3	6.3		0.8	0.8		4.0	4.0	

### Water Quality Monitoring Results at Intake A - Mid-Ebb Tide (with marine works and with silt curtain)

Date	Weather Condition	Sea Condition**	Sampling Time	Depth (m)		Water Temperature (°C)		pH		Salinity ppt		DO Saturation (%)		Dissolved Oxygen (mg/L)			Turbidity(NTU)			Suspended Solids (mg/L)		
						Value	Average	Value	Average	Value	Average	Value	Average	Value	Average	DA*	Value	Average	DA*	Value	Average	DA*
18-Jul-08	Sunny	Calm	11:59	Surface	1	28.2	28.2	7.5	7.5	20.8	20.8	138.9	140.7	9.6	9.8	9.3	0.9	0.9	1.3	8.0	8.0	8.8
				Middle	5	27.4	27.4	7.5	7.5	22.8	22.9	129.8	126.7	9.0	8.8		1.2	1.3		9.0	9.0	
				Bottom	9	26.1	26.1	7.5	7.5	26.5	26.5	90.4	89.5	6.3	6.3		6.3	1.6		1.6	10.0	
21-Jul-08	Sunny	Calm	15:06	Surface	1	27.8	27.8	7.5	7.5	25.5	25.6	146.2	146.4	10.0	10.0	10.0	1.4	1.5	1.5	8.0	8.0	6.0
				Middle	5	26.8	26.8	7.5	7.5	27.0	27.1	146.7	144.6	10.1	10.0		1.5	1.5		5.0	5.0	
				Bottom	9	26.6	26.6	7.5	7.5	27.2	27.2	138.4	138.4	9.5	9.5		9.5	1.5		1.5	5.0	
23-Jul-08	Sunny	Calm	15:29	Surface	1	28.5	28.5	7.9	7.9	23.5	23.5	110.2	110.8	9.7	9.8	10.0	1.4	1.4	1.3	12.0	11.0	12.5
				Middle	5	28.5	28.5	8.0	8.0	23.5	23.5	143.0	142.7	10.2	10.2		1.5	1.5		15.0	15.0	
				Bottom	9	25.9	25.9	8.0	8.0	28.1	28.2	97.6	97.6	6.8	6.8		6.8	1.0		1.0	11.0	
25-Jul-08	Sunny	Calm	15:20	Surface	1	28.5	28.5	7.3	7.4	26.1	26.2	96.7	97.2	7.8	7.8	8.3	2.1	2.1	1.7	9.0	9.0	7.7
				Middle	4	28.2	28.3	7.3	7.3	26.2	26.2	108.8	104.8	8.6	8.7		1.5	1.5		7.0	7.0	
				Bottom	7	28.0	28.0	8.2	8.1	26.8	26.9	101.4	100.9	8.7	8.1		8.4	1.4		1.4	7.0	
28-Jul-08	Sunny	Calm	08:28	Surface	1	26.6	26.6	8.2	8.5	29.5	29.5	101.1	101.1	8.3	8.3	8.3	0.5	0.6	0.6	5.0	5.0	7.5
				Middle	5	25.8	25.8	9.0	8.6	30.7	30.8	99.3	99.3	8.2	8.2		0.7	0.7		10.0	9.5	
				Bottom	9	24.0	24.0	8.4	8.6	33.2	33.3	97.8	97.7	6.3	6.3		6.3	0.6		0.6	8.0	
30-Jul-08	Sunny	Calm	10:25	Surface	1	25.5	25.5	8.0	8.0	30.4	30.4	96.9	96.9	6.7	6.7	6.4	0.4	0.4	0.4	10.0	10.0	9.0
				Middle	5	25.2	25.2	8.1	8.1	32.2	32.2	87.1	86.4	6.0	6.0		0.3	0.3		9.0	9.0	
				Bottom	9	24.7	24.7	8.1	8.1	32.3	32.3	87.4	87.3	6.1	6.1		6.1	0.6		0.6	8.0	
1-Aug-08	Sunny	Calm	12:11	Surface	1	25.9	25.9	7.7	7.7	29.3	29.3	112.0	113.1	7.8	7.9	7.9	0.7	0.7	0.7	8.0	7.5	6.2
				Middle	5	25.2	25.2	7.7	7.7	30.2	30.2	113.7	112.9	7.9	7.9		0.8	0.8		4.0	4.0	
				Bottom	9	25.2	25.2	8.3	8.3	30.2	30.2	109.4	109.1	7.6	7.6		7.6	0.7		0.7	7.0	
4-Aug-08	Fine	Calm	15:06	Surface	1	25.2	25.2	7.1	7.1	29.6	29.6	87.5	87.5	7.1	7.1	6.8	1.4	1.4	2.3	4.0	4.0	4.3
				Middle	5	24.3	24.3	7.8	7.7	31.8	31.9	79.3	79.4	6.5	6.5		1.6	1.7		5.0	5.0	
				Bottom	9	23.8	23.8	7.5	7.5	32.7	32.7	70.8	70.8	6.3	6.3		6.3	3.6		3.7	4.0	
7-Aug-08	Cloudy	Calm	16:48	Surface	1	24.9	24.9	7.8	7.8	31.6	31.6	103.7	103.0	7.5	7.5	7.4	0.8	0.8	1.4	6.0	6.0	8.7
				Middle	5	24.8	24.8	8.2	8.4	31.6	31.6	99.3	99.4	7.2	7.2		1.1	1.2		8.0	8.0	
				Bottom	9	24.7	24.7	7.7	7.8	31.7	31.7	98.7	98.5	7.2	7.2		7.2	2.1		2.1	12.0	
9-Aug-08	Sunny	Calm	16:53	Surface	1	26.9	26.8	8.1	7.7	31.3	31.4	92.8	92.5	6.7	6.7	6.7	0.9	1.0	1.2	<2.5	<2.5	3.5
				Middle	5.5	26.4	26.4	8.3	8.1	31.5	31.5	90.4	89.8	6.6	6.6		1.1	1.2		4.0	4.0	
				Bottom	10	26.3	26.3	8.2	8.2	31.6	31.6	87.4	87.2	6.4	6.4		6.4	1.5		1.5	4.0	

### Water Quality Monitoring Results at Intake A - Mid-Ebb Tide (with marine works and with silt curtain)

Date	Weather Condition	Sea Condition**	Sampling Time	Depth (m)		Water Temperature (°C)		pH		Salinity ppt		DO Saturation (%)		Dissolved Oxygen (mg/L)			Turbidity(NTU)			Suspended Solids (mg/L)		
						Value	Average	Value	Average	Value	Average	Value	Average	Value	Average	DA*	Value	Average	DA*	Value	Average	DA*
11-Aug-08	Rainy	Calm	09:21	Surface	1	26.2 26.2	26.2	8.0 8.0	8.0	30.1 30.1	30.1	96.5 94.0	95.3	7.1 6.9	7.0	6.7	1.3 1.3	1.3	1.4	3.0 4.0	3.5	3.8
				Middle	5	26.4 26.4	26.4	8.1 8.1	8.1	30.7 30.8	30.8	87.7 87.2	87.5	6.4 6.4	6.4		1.2 1.1	1.2		4.0 4.0	4.0	
				Bottom	9	26.5 26.5	26.5	8.4 8.3	8.4	31.1 31.1	31.1	85.3 85.2	85.3	6.3 6.3	6.3		1.5 1.6	1.6		4.0 4.0	4.0	
13-Aug-08	Sunny	Calm	10:21	Surface	1	27.5 27.4	27.5	8.8 8.1	8.5	29.4 29.4	29.4	109.9 109.6	109.8	7.5 7.5	7.5	7.5	0.7 0.7	0.7	0.8	10.0 10.0	10.0	7.7
				Middle	5	27.0 27.0	27.0	8.5 8.8	8.7	29.9 29.9	29.9	107.2 106.7	107.0	7.4 7.4	7.4		0.8 0.8	0.8		5.0 5.0	5.0	
				Bottom	9	26.9 26.9	26.9	8.4 8.6	8.5	30.2 30.2	30.2	105.0 104.2	104.6	7.2 7.2	7.2		0.9 0.8	0.9		8.0 8.0	8.0	
15-Aug-08	Sunny	Calm	11:02	Surface	1	27.5 27.5	27.5	8.9 8.7	8.8	26.4 26.4	26.4	122.2 122.3	122.3	8.3 8.3	8.3	8.0	1.0 1.0	1.0	0.9	6.0 6.0	6.0	6.0
				Middle	5	27.3 27.3	27.3	8.5 8.5	8.5	26.7 26.7	26.7	111.5 110.6	111.1	7.6 7.6	7.6		0.8 0.7	0.8		5.0 5.0	5.0	
				Bottom	9	27.2 27.2	27.2	8.1 8.1	8.1	26.8 26.7	26.8	104.9 103.3	104.1	7.2 7.1	7.2		1.0 0.9	1.0		7.0 7.0	7.0	
18-Aug-08	Sunny	Calm	13:30	Surface	1	28.6 28.4	28.5	8.1 8.4	8.3	26.2 26.3	26.3	100.7 107.5	104.1	7.1 7.6	7.4	7.5	0.3 0.3	0.3	0.9	6.0 6.0	6.0	6.0
				Middle	5	27.8 27.8	27.8	8.3 7.8	8.1	26.7 26.7	26.7	105.6 104.6	105.1	7.6 7.5	7.6		1.1 1.1	1.1		9.0 9.0	9.0	
				Bottom	9	27.5 27.5	27.5	8.1 8.8	8.5	27.1 27.1	27.1	99.9 99.9	99.9	7.2 7.2	7.2		1.2 1.2	1.2		3.0 3.0	3.0	
20-Aug-08	Sunny	Calm	15:10	Surface	1	27.5 27.5	27.5	8.1 8.0	8.1	27.6 27.5	27.6	116.3 118.8	117.6	8.6 8.7	8.7	8.3	1.8 1.9	1.9	1.8	4.0 5.0	4.5	5.5
				Middle	5	27.5 27.5	27.5	8.7 8.6	8.7	27.6 27.6	27.6	100.5 100.3	100.4	7.8 7.8	7.8		1.8 1.7	1.8		5.0 5.0	5.0	
				Bottom	9	27.5 27.5	27.5	8.5 8.7	8.6	27.7 27.8	27.8	98.8 98.5	98.7	7.7 7.7	7.7		1.7 1.7	1.7		7.0 7.0	7.0	
23-Aug-08	Sunny	Moderate	16:13	Surface	1	25.3 25.3	25.3	8.2 7.8	8.0	28.3 28.3	28.3	109.5 109.4	109.5	8.5 8.5	8.5	8.3	1.6 1.6	1.6	1.6	17.0 16.0	16.5	13.2
				Middle	5	25.0 25.0	25.0	7.9 8.0	8.0	29.1 29.1	29.1	102.8 102.1	102.5	8.0 8.0	8.0		1.6 1.5	1.6		9.0 9.0	9.0	
				Bottom	9	24.9 24.9	24.9	7.6 7.7	7.7	29.7 29.7	29.7	98.4 97.2	97.8	7.7 7.7	7.7		1.7 1.6	1.7		14.0 14.0	14.0	
25-Aug-08	Sunny	Calm	08:15	Surface	1	26.6 26.5	26.6	8.2 8.2	8.2	28.4 28.4	28.4	102.7 102.5	102.6	7.6 7.6	7.6	7.6	1.6 1.6	1.6	2.4	10.0 10.0	10.0	8.8
				Middle	5	25.8 25.7	25.8	8.5 8.5	8.2	29.1 29.3	29.2	100.4 98.2	99.3	7.5 7.4	7.5		1.9 1.9	1.9		11.0 10.0	10.5	
				Bottom	9	25.0 25.0	25.0	8.2 7.6	7.9	31.0 31.0	31.0	79.3 78.5	78.9	6.1 6.0	6.1		3.5 3.6	3.6		6.0 6.0	6.0	
27-Aug-08	Sunny	Calm	09:42	Surface	1	27.7 27.7	27.7	8.0 8.3	8.2	30.2 30.2	30.2	93.0 93.0	93.0	6.5 6.5	6.5	6.4	3.7 3.7	3.7	4.2	4.0 5.0	4.5	5.5
				Middle	5	27.1 27.1	27.1	7.7 8.4	8.1	30.3 30.3	30.3	90.5 90.5	90.5	6.3 6.3	6.3		3.6 3.6	3.6		7.0 7.0	7.0	
				Bottom	9	26.9 27.0	27.0	8.2 7.9	8.1	30.7 31.1	30.9	90.6 90.2	90.4	6.3 6.3	6.3		4.9 5.8	5.4		5.0 5.0	5.0	
29-Aug-08	Sunny	Calm	11:19	Surface	1	27.7 27.8	27.8	8.6 7.7	8.2	27.4 27.4	27.4	116.0 115.4	115.7	8.9 8.8	8.9	8.9	2.1 2.1	2.1	2.5	6.0 6.0	6.0	7.3
				Middle	5	26.9 26.6	26.8	8.2 8.5	8.4	27.6 27.9	27.8	132.0 112.8	122.4	9.5 8.2	8.9		2.2 2.2	2.2		6.0 6.0	6.0	
				Bottom	9	26.0 26.0	26.0	7.7 7.9	7.8	29.2 29.3	29.3	81.9 82.5	82.2	6.4 6.5	6.5		3.2 3.3	3.3		10.0 10.0	10.0	
1-Sep-08	Sunny	Calm	14:07	Surface	1	26.7 26.7	26.7	7.8 8.1	8.0	28.5 28.5	28.5	94.2 94.2	94.2	6.5 6.5	6.5	6.4	3.0 3.0	3.0	3.3	7.0 7.0	7.0	8.0
				Middle	5	26.7 26.7	26.7	8.0 7.5	7.8	28.6 28.7	28.7	90.3 90.4	90.4	6.2 6.2	6.2		3.2 3.9	3.6		8.0 8.0	8.0	
				Bottom	9	26.5 26.3	26.4	7.8 8.5	8.2	29.2 29.4	29.3	91.6 92.0	91.8	6.3 6.3	6.3		3.5 3.3	3.4		9.0 9.0	9.0	

**Water Quality Monitoring Results at Intake A - Mid-Ebb Tide (with marine works and with silt curtain)**

Date	Weather Condition	Sea Condition**	Sampling Time	Depth (m)		Water Temperature (°C)		pH		Salinity ppt		DO Saturation (%)		Dissolved Oxygen (mg/L)			Turbidity(NTU)			Suspended Solids (mg/L)		
						Value	Average	Value	Average	Value	Average	Value	Average	Value	Average	DA*	Value	Average	DA*	Value	Average	DA*
3-Sep-08	Sunny	Calm	13:32	Surface	1	28.6 26.4	27.5	7.6 7.9	7.8	26.2 26.3	26.3	108.7 115.5	112.1	7.9 8.4	8.2	8.3	1.6 2.0	1.8	2.4	8.0 8.0	8.0	5.7
				Middle	5	27.8 27.8	27.8	7.8 7.3	7.6	26.7 26.7	26.7	113.6 112.6	113.1	8.4 8.3	8.4		2.6 2.6	2.6		4.0 4.0	4.0	
				Bottom	9	27.5 25.5	26.5	7.6 8.3	8.0	27.1 27.1	27.1	107.9 107.9	107.9	8.0 8.0	8.0		2.7 2.7	2.7		5.0 5.0	5.0	
5-Sep-08	Rainy	Calm	15:31	Surface	1	27.9 28.1	28.0	8.3 7.3	7.8	27.7 27.5	27.6	127.3 126.5	126.9	8.5 8.5	8.5	8.2	2.2 2.4	2.3	2.7	24.0 24.0	24.0	21.3
				Middle	5	27.1 26.8	27.0	8.0 8.3	8.2	27.7 28.1	27.9	119.2 115.9	117.6	8.0 7.7	7.9		2.4 2.5	2.5		27.0 27.0	27.0	
				Bottom	9	26.3 26.1	26.2	7.5 7.5	7.5	29.4 29.6	29.5	89.1 89.5	89.3	6.1 6.2	6.2		3.4 3.4	3.4		13.0 13.0	13.0	
8-Sep-08	Sunny	Calm	08:03	Surface	1	28.1 28.4	28.3	8.7 7.7	8.2	27.8 27.6	27.7	152.4 151.7	152.1	10.7 10.6	10.7	10.2	2.4 2.5	2.5	3.0	13.0 13.0	13.0	10.7
				Middle	5.5	27.3 27.0	27.2	8.4 8.8	8.6	27.8 28.2	28.0	144.5 125.2	134.9	10.3 8.9	9.6		2.6 2.7	2.7		9.0 9.0	9.0	
				Bottom	10	26.4 26.2	26.3	8.0 7.9	8.0	29.5 29.8	29.7	84.4 80.1	82.3	6.3 5.9	6.1		3.7 3.6	3.7		10.0 10.0	10.0	
10-Sep-08	Sunny	Calm	08:03	Surface	1	28.0 28.2	28.1	8.8 7.6	8.2	27.8 27.6	27.7	152.4 151.7	152.1	10.6 10.7	10.7	10.1	2.5 2.7	2.6	2.9	9.0 10.0	9.5	9.7
				Middle	5	27.4 27.1	27.3	8.3 8.6	8.5	27.8 28.2	28.0	144.3 125.2	134.8	10.1 8.9	9.5		2.6 2.6	2.6		9.0 11.0	10.0	
				Bottom	9	26.4 26.3	26.4	8.0 7.8	7.9	29.6 29.7	29.7	84.4 80.3	82.4	6.4 5.8	6.1		3.6 3.5	3.6		10.0 9.0	9.5	
12-Sep-08	Sunny	Calm	10:35	Surface	1	27.9 27.9	27.9	8.3 7.2	7.8	27.9 27.9	27.9	137.0 135.8	136.4	9.2 9.1	9.2	7.9	2.3 2.6	2.5	2.9	19.0 19.0	19.0	29.5
				Middle	5	26.3 26.3	26.3	8.0 8.4	8.2	29.8 29.8	29.8	95.3 94.6	95.0	6.5 6.5	6.5		2.5 2.8	2.7		35.0 35.0	35.0	
				Bottom	9	26.1 26.1	26.1	7.4 7.4	7.4	30.0 30.1	30.1	92.9 92.6	92.8	6.4 6.3	6.4		3.5 3.6	3.6		34.0 35.0	34.5	
16-Sep-08	Sunny	Calm	12:56	Surface	1	27.7 28.0	27.9	8.3 7.3	7.8	27.5 27.4	27.5	152.0 151.3	151.7	10.2 10.2	10.2	9.7	2.1 2.1	2.1	2.5	9.0 9.0	9.0	11.0
				Middle	5	27.0 26.7	26.9	7.8 8.2	8.0	27.5 27.8	27.7	144.0 124.8	134.4	9.7 8.6	9.2		2.1 2.3	2.2		9.0 9.0	9.0	
				Bottom	9	26.0 25.8	25.9	7.6 7.4	7.5	29.1 29.5	29.3	90.8 91.2	91.0	6.0 6.1	6.1		3.1 3.1	3.1		15.0 15.0	15.0	
18-Sep-08	Sunny	Calm	14:16	Surface	1	28.3 28.3	28.3	8.7 7.6	8.2	30.4 30.4	30.4	115.4 112.2	113.8	7.6 7.4	7.5	7.3	2.5 2.7	2.6	2.9	16.0 16.0	16.0	14.2
				Middle	5	28.0 28.0	28.0	8.5 8.7	8.6	30.4 30.5	30.5	105.6 104.9	105.3	7.0 6.9	7.0		2.5 2.6	2.6		13.0 14.0	13.5	
				Bottom	9	28.0 28.0	28.0	7.8 7.8	7.8	30.4 30.4	30.4	103.8 102.3	103.1	6.9 6.8	6.9		3.5 3.7	3.6		13.0 13.0	13.0	
20-Sep-08	Sunny	Calm	16:05	Surface	1	27.6 27.6	27.6	7.9 8.9	8.4	30.5 30.5	30.5	94.6 94.0	94.3	6.7 6.7	6.7	6.4	3.7 3.7	3.7	4.2	12.0 12.0	12.0	9.2
				Middle	5	27.0 27.0	27.0	8.6 8.3	8.5	30.2 30.2	30.2	83.6 83.6	83.6	6.0 6.0	6.0		3.6 3.6	3.6		8.0 8.0	8.0	
				Bottom	9	26.6 26.6	26.6	8.3 8.2	8.3	30.3 30.3	30.3	81.2 81.3	81.3	6.1 6.1	6.1		4.9 5.8	5.4		7.0 8.0	7.5	
22-Sep-08	Sunny	Moderate	08:06	Surface	1	28.1 28.2	28.2	9.0 8.0	8.5	27.8 27.7	27.8	132.5 131.6	132.1	8.8 8.7	8.8	8.5	2.3 2.5	2.4	2.9	10.0 10.0	10.0	10.0
				Middle	5	27.4 27.1	27.3	8.7 8.9	8.8	28.0 28.2	28.1	114.4 114.4	114.4	8.2 8.2	8.2		2.5 2.8	2.7		6.0 6.0	6.0	
				Bottom	9	26.4 26.3	26.4	8.1 8.2	8.2	29.6 29.7	29.7	84.4 81.3	82.9	6.2 5.9	6.1		3.7 3.6	3.7		14.0 14.0	14.0	
26-Sep-08	Sunny	Calm	10:53	Surface	1	27.4 27.4	27.4	8.0 8.3	8.2	31.0 31.0	31.0	92.4 90.9	91.7	7.2 7.1	7.2	7.0	1.8 1.7	1.8	2.3	11.0 11.0	11.0	13.3
				Middle	5	27.0 26.9	27.0	8.6 8.5	8.6	31.4 31.5	31.5	84.6 84.4	84.5	6.7 6.7	6.7		2.2 2.2	2.2		13.0 13.0	13.0	
				Bottom	9	26.8 26.7	26.8	7.8 8.2	8.0	31.6 31.7	31.7	83.7 83.1	83.4	6.6 6.6	6.6		2.6 3.0	2.8		16.0 16.0	16.0	



### Water Quality Monitoring Results at Intake A - Mid-Ebb Tide (with marine works and with silt curtain)

Date	Weather Condition	Sea Condition**	Sampling Time	Depth (m)		Water Temperature (°C)		pH		Salinity ppt		DO Saturation (%)		Dissolved Oxygen (mg/L)			Turbidity(NTU)			Suspended Solids (mg/L)		
						Value	Average	Value	Average	Value	Average	Value	Average	Value	Average	DA*	Value	Average	DA*	Value	Average	DA*
29-Sep-08	Sunny	Calm	12:23	Surface	1	27.4 27.4	27.4	8.8 8.0	8.4	32.5 32.5	32.5	103.0 101.5	102.3	7.8 7.7	7.8	7.7	5.0 5.0	5.0	7.4	6.0 6.0	6.0	9.0
				Middle	5	27.2 27.2	27.2	8.6 8.9	8.8	32.5 32.5	32.5	97.9 97.8	97.9	7.5 7.5	7.5		7.9 8.3	8.1		8.0 8.0	8.0	
				Bottom	9	27.2 27.2	27.2	8.2 8.1	8.2	32.5 32.5	32.5	95.2 95.0	95.1	7.3 7.3	7.3		9.0 9.1	9.1		13.0 13.0	13.0	
2-Oct-08	Sunny	Calm	14:00	Surface	1	27.6 28.0	27.8	8.8 7.8	8.3	27.6 27.4	27.5	132.1 131.2	131.7	9.4 9.4	9.4	8.8	2.1 2.2	2.2	2.6	8.0 8.0	8.0	10.3
				Middle	5	26.9 26.7	26.8	8.5 8.6	8.6	27.4 28.0	27.7	123.9 104.6	114.3	8.8 7.2	8.1		2.3 2.2	2.3		9.0 9.0	9.0	
				Bottom	9	26.2 26.0	26.1	8.0 8.0	8.0	29.1 29.4	29.3	76.9 75.8	76.4	6.2 6.2	6.2		3.2 3.1	3.2		14.0 14.0	14.0	
4-Oct-08	Cloudy	Calm	14:55	Surface	1	27.7 27.9	27.8	8.7 7.8	8.3	27.4 27.3	27.4	122.0 121.4	121.7	8.2 8.2	8.2	8.2	2.1 2.3	2.2	2.5	12.0 12.0	12.0	10.2
				Middle	5	27.0 26.7	26.9	8.3 8.8	8.6	27.6 27.8	27.7	124.0 104.8	114.4	8.7 7.6	8.2		2.1 2.3	2.2		10.0 10.0	10.0	
				Bottom	9	26.2 25.8	26.0	7.8 8.0	7.9	29.1 29.4	29.3	80.0 80.9	80.5	6.0 6.1	6.1		3.1 3.2	3.2		8.0 9.0	8.5	
6-Oct-08	Cloudy	Calm	17:55	Surface	1	25.6 25.6	25.6	8.2 7.2	7.7	30.2 30.1	30.2	92.2 89.3	90.8	7.0 6.8	6.9	6.6	1.1 1.0	1.1	1.5	8.0 8.0	8.0	11.0
				Middle	5	25.4 25.5	25.5	7.8 8.0	7.9	30.3 30.3	30.3	81.6 81.6	81.6	6.3 6.3	6.3		1.3 1.4	1.4		13.0 13.0	13.0	
				Bottom	9	25.0 25.0	25.0	7.4 7.4	7.4	31.0 31.0	31.0	77.6 76.8	77.2	6.1 6.1	6.1		1.8 1.9	1.9		12.0 12.0	12.0	
8-Oct-08	Sunny	Calm	08:29	Surface	1	25.7 25.7	25.7	8.3 8.2	8.3	31.5 31.5	31.5	87.5 87.7	87.6	6.6 6.6	6.6	6.6	1.6 1.7	1.7	1.8	11.0 11.0	11.0	11.2
				Middle	5.5	25.5 25.5	25.5	8.3 8.7	8.5	31.5 31.5	31.5	88.5 88.4	88.5	6.5 6.4	6.5		1.7 1.8	1.8		7.0 7.0	7.0	
				Bottom	10	25.3 25.3	25.3	8.2 8.4	8.3	32.0 32.1	32.1	87.2 85.3	86.3	6.4 6.3	6.4		1.9 2.1	2.0		16.0 15.0	15.5	
10-Oct-08	Sunny	Calm	09:23	Surface	1	26.5 26.5	26.5	8.3 7.7	8.0	27.1 27.1	27.1	92.7 94.3	93.5	7.2 7.4	7.3	7.0	0.8 0.9	0.9	1.4	15.0 15.0	15.0	14.5
				Middle	5	26.2 26.2	26.2	8.2 8.5	8.4	28.1 28.2	28.2	85.4 84.3	84.9	6.6 6.5	6.6		1.2 1.3	1.3		10.0 10.0	10.0	
				Bottom	9	25.6 25.6	25.6	7.7 7.8	7.8	28.5 28.5	28.5	85.4 85.3	85.4	6.2 6.2	6.2		1.8 1.9	1.9		19.0 18.0	18.5	
13-Oct-08	Sunny	Calm	11:12	Surface	1	26.1 26.6	26.4	7.9 7.2	7.6	32.6 32.3	32.5	110.7 105.3	108.0	8.1 7.7	7.9	7.7	2.6 2.5	2.6	2.9	8.0 9.0	8.5	10.0
				Middle	5	26.8 26.8	26.8	8.4 8.4	8.4	32.2 32.2	32.2	100.2 99.7	100.0	7.4 7.3	7.4		3.0 2.9	3.0		14.0 13.0	13.5	
				Bottom	9	26.8 26.8	26.8	7.3 8.0	7.7	32.3 32.2	32.3	99.4 99.4	99.4	7.3 7.3	7.3		3.0 2.9	3.0		8.0 8.0	8.0	
15-Oct-08	Sunny	Calm	12:31	Surface	1	27.8 27.8	27.8	8.7 7.5	8.1	27.6 27.4	27.5	112.0 111.3	111.7	7.4 7.3	7.4	6.9	1.9 2.1	2.0	2.5	12.0 12.0	12.0	15.0
				Middle	5	26.8 26.6	26.7	8.4 8.7	8.6	27.6 27.9	27.8	104.1 84.7	94.4	6.9 5.6	6.3		2.3 2.4	2.4		15.0 15.0	15.0	
				Bottom	9	26.0 26.0	26.0	8.0 7.9	8.0	29.1 29.4	29.3	73.8 74.1	74.0	6.0 6.1	6.1		3.1 3.1	3.1		18.0 18.0	18.0	
17-Oct-08	Sunny	Calm	13:50	Surface	1	27.2 27.4	27.3	7.9 7.4	7.7	31.5 31.3	31.4	97.5 96.2	96.9	7.7 7.6	7.7	7.5	2.6 2.6	2.6	2.9	8.0 8.0	8.0	11.7
				Middle	5	27.4 27.4	27.4	8.1 8.0	8.1	31.3 31.3	31.3	90.4 89.8	90.1	7.2 7.1	7.2		2.7 2.8	2.8		11.0 11.0	11.0	
				Bottom	9	27.4 27.4	27.4	7.4 7.9	7.7	31.3 31.3	31.3	89.1 88.3	88.7	7.1 7.0	7.1		3.2 3.3	3.3		16.0 16.0	16.0	
20-Oct-08	Sunny	Calm	16:05	Surface	1	27.7 27.8	27.8	7.6 8.0	7.8	30.9 30.9	30.9	112.9 109.2	111.1	6.6 6.6	6.6	6.5	2.6 2.6	2.6	3.0	8.0 8.0	8.0	12.8
				Middle	5	27.7 27.7	27.7	7.9 7.8	7.9	30.9 30.9	30.9	103.0 102.3	102.7	6.3 6.5	6.4		2.7 2.8	2.8		14.0 14.0	14.0	
				Bottom	9	27.7 27.7	27.7	7.7 8.0	7.9	30.9 30.9	30.9	101.4 100.3	100.9	6.5 6.4	6.5		3.4 3.5	3.5		17.0 16.0	16.5	

**Water Quality Monitoring Results at Intake A - Mid-Ebb Tide (with marine works and with silt curtain)**

Date	Weather Condition	Sea Condition**	Sampling Time	Depth (m)		Water Temperature (°C)		pH		Salinity ppt		DO Saturation (%)		Dissolved Oxygen (mg/L)			Turbidity(NTU)			Suspended Solids (mg/L)		
						Value	Average	Value	Average	Value	Average	Value	Average	Value	Average	DA*	Value	Average	DA*	Value	Average	DA*
22-Oct-08	Sunny	Calm	08:06	Surface	1	26.9	26.9	7.8	7.8	31.8	31.7	109.3	107.0	6.9	6.8	6.6	2.6	2.6	2.9	6.0	6.0	8.2
				Middle	5	26.2	26.2	7.7	7.8	31.5	31.6	99.1	98.8	6.4	6.4		2.9	2.9		9.0	9.0	
				Bottom	9	26.2	26.2	7.7	7.7	31.6	31.6	97.9	97.6	6.4	6.4		3.2	3.2		9.0	9.5	
						26.2		7.7		31.6		97.3		6.4		6.4		3.2			10.0	
24-Oct-08	Sunny	Calm	09:44	Surface	1	27.4	27.4	8.1	7.7	31.4	31.3	101.1	99.0	7.0	7.0	6.9	2.6	2.6	2.9	11.0	11.0	11.7
				Middle	5	27.0	27.0	7.8	8.0	31.2	31.2	91.0	90.7	6.6	6.7		2.8	2.8		13.0	13.0	
				Bottom	9	26.9	26.9	7.4	7.5	31.2	31.2	89.6	89.2	6.7	6.7		3.3	3.4		11.0	11.0	
						27.0		8.2		31.2		90.4		6.7		6.7		3.4			13.0	
27-Oct-08	Sunny	Calm	11:18	Surface	1	26.5	26.6	8.5	8.1	31.0	31.0	112.0	110.0	6.7	6.7	6.6	2.6	2.6	2.9	12.0	12.5	10.2
				Middle	5	26.4	26.4	8.2	8.4	31.0	31.1	102.0	101.7	6.3	6.4		2.7	2.8		9.0	9.0	
				Bottom	9	26.3	26.3	7.8	7.9	31.1	31.1	100.5	100.0	6.4	6.4		3.4	3.4		9.0	9.0	
						26.6		7.7		31.0		108.0		6.6		6.4		2.6			13.0	
29-Oct-08	Sunny	Calm	12:28	Surface	1	27.0	27.0	7.9	7.9	31.2	31.2	106.5	104.5	6.7	6.7	6.6	2.6	2.6	2.9	16.0	16.0	14.3
				Middle	5	26.7	26.7	8.1	8.2	31.1	31.1	96.5	96.2	6.3	6.4		2.7	2.8		14.0	14.0	
				Bottom	9	26.6	26.6	7.6	7.8	31.1	31.1	95.0	94.6	6.4	6.4		3.4	3.4		13.0	13.0	
						26.6		8.0		31.1		99.5		6.4		6.4		3.4			13.0	
31-Oct-08	Sunny	Calm	08:13	Surface	1	26.5	26.7	8.1	8.2	31.9	31.8	108.6	106.2	6.9	6.8	6.6	3.3	3.4	3.8	12.0	11.5	14.2
				Middle	5	26.7	26.7	8.3	8.3	31.7	31.7	98.3	98.0	6.4	6.4		3.8	3.8		13.0	13.0	
				Bottom	9	26.7	26.7	8.0	8.0	31.7	31.7	97.2	97.0	6.4	6.4		4.1	4.1		18.0	18.0	
						26.8		8.2		31.7		103.8		6.7		6.4		3.8			18.0	
3-Nov-08	Fine	Calm	15:29	Surface	1	26.8	26.7	7.9	7.7	31.6	31.5	92.0	91.9	6.6	6.6	6.5	2.4	2.5	2.8	13.0	13.0	12.3
				Middle	5	26.2	26.2	8.3	8.3	31.1	31.3	89.3	87.6	6.3	6.4		2.7	2.7		10.0	10.0	
				Bottom	9	25.4	25.4	7.5	7.8	31.4	31.7	85.7	86.2	6.5	6.5		3.2	3.2		14.0	14.0	
						26.6		7.5		31.3		91.8		6.6		6.6		2.5			13.0	
7-Nov-08	Fine	Calm	08:28	Surface	1	26.3	26.3	8.0	7.9	27.3	27.3	84.4	84.8	7.2	7.2	6.7	1.3	1.4	1.9	7.0	7.0	12.0
				Middle	5	26.0	26.0	7.7	8.0	28.2	28.2	86.4	84.9	6.3	6.2		1.7	1.8		13.0	13.0	
				Bottom	9	25.6	25.6	8.3	8.3	29.0	29.0	77.9	77.7	6.1	6.1		2.3	2.4		16.0	16.0	
						26.3		7.7		27.3		85.1		7.2		6.1		2.4			16.0	
10-Nov-08	Cloudy	Calm	09:19	Surface	1	25.2	25.3	8.0	7.7	30.0	29.9	87.5	86.4	7.1	7.1	6.7	2.3	2.3	2.5	13.0	12.5	13.8
				Middle	5	25.4	25.4	8.1	8.2	30.2	30.2	83.3	82.4	6.3	6.3		2.4	2.5		15.0	15.0	
				Bottom	9	25.2	25.2	7.4	7.6	30.6	30.6	82.6	82.5	6.6	6.6		2.6	2.6		14.0	14.0	
						25.4		7.3		29.8		85.2		7.0		6.6		2.6			14.0	
12-Nov-08	Fine	Calm	11:21	Surface	1	25.9	25.9	7.9	7.8	31.8	31.7	109.3	107.0	6.9	6.8	6.6	2.2	2.2	2.4	13.0	13.0	12.7
				Middle	5	25.3	25.2	7.8	7.9	31.5	31.6	99.1	98.8	6.4	6.4		2.4	2.4		11.0	11.0	
				Bottom	9	25.0	25.0	7.8	7.9	31.6	31.6	98.5	97.6	6.4	6.4		2.5	2.5		14.0	14.0	
						25.1		8.0		31.6		98.5		6.4		6.4		2.3			14.0	
14-Nov-08	Sunny	Calm	12:33	Surface	1	25.5	25.4	7.7	7.8	31.9	31.8	109.0	106.7	6.9	6.8	6.6	1.7	1.8	2.2	11.0	11.0	12.3
				Middle	5	25.2	25.2	8.7	8.6	31.6	31.6	98.7	98.4	6.4	6.4		2.2	2.2		14.0	14.0	
				Bottom	9	25.2	25.2	7.7	7.9	31.6	31.6	97.6	97.3	6.4	6.4		2.5	2.5		12.0	12.0	
						25.2		8.1		31.6		97.0		6.3		6.4		2.5			12.0	

### Water Quality Monitoring Results at Intake A - Mid-Ebb Tide (with marine works and with silt curtain)

Date	Weather Condition	Sea Condition**	Sampling Time	Depth (m)		Water Temperature (°C)		pH		Salinity ppt		DO Saturation (%)		Dissolved Oxygen (mg/L)			Turbidity(NTU)			Suspended Solids (mg/L)		
						Value	Average	Value	Average	Value	Average	Value	Average	Value	Average	DA*	Value	Average	DA*	Value	Average	DA*
17-Nov-08	Sunny	Calm	15:29	Surface	1	25.2	25.2	7.7	7.9	31.8	31.7	109.1	106.8	6.9	6.8	6.6	1.9	2.0	2.3	14.0	14.5	10.2
				Middle	5	25.0	25.0	7.9	8.0	31.6	31.6	98.9	98.6	6.4	6.4		2.3	2.3		8.0	8.0	
				Bottom	9	25.0	25.0	7.9	8.0	31.6	31.6	97.7	97.4	6.4	6.4		6.4	2.5		2.5	8.0	
19-Nov-08	Fine	Calm	16:50	Surface	1	24.6	24.9	7.9	8.0	31.1	31.0	104.2	101.5	7.6	7.4	7.2	1.6	1.6	1.9	11.0	11.0	13.0
				Middle	5	25.3	25.3	7.7	8.0	30.7	30.7	93.7	93.5	6.9	6.9		2.0	2.0		17.0	17.0	
				Bottom	9	25.3	25.3	8.3	8.1	30.8	30.8	92.9	92.9	6.8	6.8		6.8	2.0		2.0	11.0	
21-Nov-08	Sunny	Calm	08:02	Surface	1	26.7	26.9	8.2	7.6	27.5	27.4	112.2	111.8	7.9	7.9	7.3	1.9	2.1	2.5	8.0	8.0	14.3
				Middle	5	25.9	25.8	7.9	8.0	27.6	27.7	104.0	94.3	7.3	6.7		2.1	2.3		16.0	16.0	
				Bottom	9	25.2	25.1	7.4	7.4	29.3	29.4	83.9	81.9	6.4	6.2		6.2	3.1		3.1	19.0	
24-Nov-08	Sunny	Calm	10:32	Surface	1	25.1	25.1	8.1	7.9	31.6	31.6	110.0	107.8	6.8	6.7	6.6	2.2	2.3	2.6	12.0	12.0	14.8
				Middle	5	24.8	24.8	8.2	8.3	31.5	31.5	99.9	99.6	6.3	6.4		2.5	2.5		19.0	18.5	
				Bottom	9	24.8	24.8	7.7	7.8	31.4	31.4	98.5	98.2	6.4	6.4		6.4	2.9		3.0	14.0	
26-Nov-08	Sunny	Calm	12:45	Surface	1	23.6	23.6	8.4	8.2	30.2	30.2	92.2	90.8	7.0	6.9	6.6	1.1	1.1	1.5	15.0	15.0	14.3
				Middle	5	23.4	23.5	8.7	8.7	30.3	30.3	81.6	81.6	6.3	6.3		1.3	1.4		15.0	15.0	
				Bottom	9	23.0	23.0	7.9	8.0	31.0	31.0	77.6	77.2	6.2	6.2		6.2	1.8		1.9	13.0	
28-Nov-08	Sunny	Calm	12:31	Surface	1	22.9	22.9	8.1	7.7	33.2	33.3	101.1	100.4	7.2	7.2	7.1	2.0	2.0	2.0	8.0	8.0	9.5
				Middle	5	22.9	22.9	7.8	8.0	33.5	33.6	98.1	98.0	7.0	7.0		1.9	1.9		8.0	8.5	
				Bottom	9	22.8	22.8	7.3	7.3	33.7	33.7	97.1	96.9	6.9	6.9		6.9	2.0		2.1	12.0	
1-Dec-08	Sunny	Calm	14:29	Surface	1	22.6	22.6	8.1	7.7	34.0	34.0	97.5	97.6	6.9	6.9	6.9	1.3	1.3	1.9	9.0	9.0	9.0
				Middle	5	22.3	22.3	7.8	8.0	34.1	34.1	95.2	95.0	6.8	6.8		2.0	2.1		10.0	10.0	
				Bottom	9	22.3	22.3	7.5	7.5	34.1	34.1	93.3	93.2	6.7	6.7		6.7	2.3		2.4	8.0	
5-Dec-08	Fine	Moderate	17:30	Surface	1	23.0	23.0	7.4	7.6	31.2	31.2	111.5	109.5	6.7	6.7	6.6	2.1	2.1	2.4	16.0	16.0	14.2
				Middle	5	22.7	22.7	8.0	7.8	31.1	31.1	101.5	101.2	6.3	6.4		2.2	2.3		18.0	18.0	
				Bottom	9	22.6	22.6	7.9	8.1	31.1	31.1	100.0	99.6	6.4	6.4		6.4	2.8		2.9	8.0	
8-Dec-08	Sunny	Calm	09:13	Surface	1	23.4	23.5	7.9	7.8	29.6	29.6	109.0	108.0	8.0	8.0	7.7	2.3	2.4	2.8	4.0	4.0	4.3
				Middle	5	23.3	23.3	7.8	7.9	29.9	29.9	104.8	103.9	7.3	7.3		2.7	2.8		4.0	4.0	
				Bottom	9	23.1	23.1	7.8	7.8	30.3	30.3	94.0	93.8	6.6	6.6		6.6	3.2		3.2	5.0	
10-Dec-08	Sunny	Calm	10:22	Surface	1	23.2	23.2	7.3	7.3	30.7	30.6	114.1	112.5	7.9	7.9	7.6	2.2	2.3	2.5	9.0	9.0	7.3
				Middle	5	22.8	22.8	7.7	7.7	30.7	30.7	106.9	106.3	7.3	7.3		2.5	2.5		6.0	6.0	
				Bottom	9	22.6	22.6	7.3	7.5	31.0	31.0	100.9	100.7	7.0	7.0		7.0	2.8		2.8	7.0	

### Water Quality Monitoring Results at Intake A - Mid-Ebb Tide (with marine works and with silt curtain)

Date	Weather Condition	Sea Condition**	Sampling Time	Depth (m)		Water Temperature (°C)		pH		Salinity ppt		DO Saturation (%)		Dissolved Oxygen (mg/L)			Turbidity(NTU)			Suspended Solids (mg/L)		
						Value	Average	Value	Average	Value	Average	Value	Average	Value	Average	DA*	Value	Average	DA*	Value	Average	DA*
12-Dec-08	Sunny	Calm	12:07	Surface	1	23.2 23.3	23.3	8.3 8.0	8.2	30.8 30.8	30.8	112.5 108.8	110.7	6.6 6.6	6.6	6.5	2.5 2.5	2.5	2.9	13.0 13.0	13.0	13.7
				Middle	5	23.2 23.2	23.2	8.5 8.5	8.5	30.8 30.8	30.8	102.6 101.9	102.3	6.3 6.5	6.4		2.6 2.7	2.7		13.0 13.0	13.0	
				Bottom	9	23.2 23.2	23.2	7.9 8.0	8.0	30.8 30.8	30.8	101.0 99.9	100.5	6.5 6.4	6.5		3.3 3.4	3.4		15.0 15.0	15.0	
15-Dec-08	Sunny	Moderate	13:31	Surface	1	23.1 23.1	23.1	8.3 7.8	8.1	31.0 30.9	31.0	112.0 108.1	110.1	6.9 6.9	6.9	6.8	2.3 2.3	2.3	2.6	8.0 8.0	8.0	7.7
				Middle	5	22.9 22.9	22.9	8.1 8.2	8.2	30.9 31.0	31.0	102.0 101.3	101.7	6.6 6.8	6.7		2.4 2.5	2.5		5.0 6.0	5.5	
				Bottom	9	22.9 22.9	22.9	7.8 7.8	7.8	31.0 31.0	31.0	100.5 99.5	100.0	6.7 6.7	6.7		3.1 3.1	3.1		10.0 9.0	9.5	
17-Dec-08	Sunny	Calm	16:09	Surface	1	23.2 23.2	23.2	8.0 7.6	7.8	30.4 30.4	30.4	115.4 112.2	113.8	7.6 7.4	7.5	7.3	2.5 2.7	2.6	2.9	3.0 3.0	3.0	3.2
				Middle	5	22.9 22.9	22.9	8.1 8.3	8.2	30.4 30.5	30.5	105.6 104.9	105.3	7.0 6.9	7.0		2.5 2.6	2.6		3.0 4.0	3.5	
				Bottom	9	22.9 22.9	22.9	7.8 7.9	7.9	30.4 30.4	30.4	103.8 102.3	103.1	6.9 6.8	6.9		3.5 3.7	3.6		3.0 3.0	3.0	
19-Dec-08	Cloudy	Calm	17:10	Surface	1	22.3 22.5	22.4	8.4 7.7	8.1	32.6 32.3	32.5	105.7 100.3	103.0	7.1 6.7	6.9	6.7	2.6 2.5	2.6	2.9	11.0 11.0	11.0	9.0
				Middle	5	22.7 22.7	22.7	8.6 8.5	8.6	32.2 32.2	32.2	95.2 94.7	95.0	6.4 6.3	6.4		3.0 2.9	3.0		10.0 10.0	10.0	
				Bottom	9	22.7 22.7	22.7	7.8 8.0	7.9	32.3 32.2	32.3	94.4 94.4	94.4	6.3 6.3	6.3		3.0 2.9	3.0		6.0 6.0	6.0	
22-Dec-08	Sunny	Calm	08:36	Surface	1	22.3 22.3	22.3	7.7 7.5	7.6	31.1 31.1	31.1	96.8 95.1	96.0	6.5 6.4	6.5	6.4	3.7 3.8	3.8	4.1	3.0 3.0	3.0	4.5
				Middle	5.5	21.8 21.8	21.8	8.4 8.4	8.4	31.1 31.2	31.2	91.5 91.1	91.3	6.2 6.2	6.2		4.0 4.1	4.1		4.0 4.0	4.0	
				Bottom	10	21.7 21.7	21.7	7.3 8.2	7.8	31.4 31.3	31.4	88.1 87.9	88.0	6.0 6.0	6.0		4.4 4.3	4.4		6.0 7.0	6.5	
24-Dec-08	Sunny	Calm	09:23	Surface	1	22.2 22.2	22.2	7.7 7.6	7.7	28.7 28.7	28.7	92.7 92.1	92.4	7.0 7.0	7.0	6.9	1.6 1.7	1.7	1.8	5.0 5.0	5.0	3.4
				Middle	5.5	21.3 21.3	21.3	8.0 8.0	8.0	30.8 30.9	30.9	88.6 88.0	88.3	6.8 6.7	6.8		1.7 1.8	1.8		<2.5 <2.5	<2.5	
				Bottom	10	22.0 22.0	22.0	7.6 8.0	7.8	30.2 30.6	30.4	88.1 84.1	86.1	6.7 6.5	6.6		1.9 2.1	2.0		<2.5 3.0	2.8	
27-Dec-08	Sunny	Calm	12:19	Surface	1	21.9 21.8	21.9	8.0 7.2	7.6	29.1 29.3	29.2	106.5 103.4	105.0	7.7 7.5	7.6	6.7	0.8 0.9	0.9	1.4	8.0 8.0	8.0	8.3
				Middle	5	21.2 21.2	21.2	8.5 8.6	8.6	30.4 30.4	30.4	78.7 78.8	78.8	5.8 5.8	5.8		1.2 1.3	1.3		6.0 6.0	6.0	
				Bottom	9	21.2 21.2	21.2	7.3 8.2	7.8	30.3 30.4	30.4	82.0 82.4	82.2	6.2 6.2	6.2		1.8 1.9	1.9		11.0 11.0	11.0	
29-Dec-08	Cloudy	Moderate	13:45	Surface	1	19.7 19.7	19.7	8.1 7.2	7.7	34.1 34.1	34.1	95.1 94.8	95.0	7.1 7.1	7.1	7.8	2.1 2.3	2.2	2.5	11.0 11.0	11.0	9.5
				Middle	5	19.6 19.6	19.6	7.7 8.2	8.0	34.2 34.2	34.2	110.8 114.6	112.7	8.3 8.6	8.5		2.1 2.3	2.2		7.0 8.0	7.5	
				Bottom	9	19.6 19.6	19.6	7.2 7.4	7.3	34.2 34.2	34.2	77.0 95.4	86.2	5.8 7.2	6.5		3.1 3.2	3.2		10.0 10.0	10.0	
31-Dec-08	Cloudy	Calm	14:50	Surface	1	22.3 22.5	22.4	8.3 7.8	8.1	27.3 27.3	27.3	89.4 90.1	89.8	7.2 7.2	7.2	6.7	2.6 2.5	2.6	2.9	14.0 14.0	14.0	14.0
				Middle	5	22.7 22.7	22.7	8.2 8.3	8.3	28.2 28.1	28.2	91.4 88.4	89.9	6.3 6.1	6.2		3.0 2.9	3.0		14.0 14.0	14.0	
				Bottom	9	22.7 22.7	22.7	7.9 7.9	7.9	29.0 29.0	29.0	82.9 82.4	82.7	6.1 6.1	6.1		3.0 2.9	3.0		14.0 14.0	14.0	
2-Jan-09	Fine	Calm	15:29	Surface	1	22.2 22.4	22.3	8.0 7.5	7.8	32.5 32.2	32.4	105.6 100.2	102.9	7.0 6.6	6.8	6.6	2.5 2.4	2.5	2.8	19.0 19.0	19.0	12.7
				Middle	5	22.6 22.6	22.6	8.3 8.4	8.4	32.1 32.1	32.1	95.1 94.6	94.9	6.3 6.2	6.3		2.9 2.8	2.9		10.0 10.0	10.0	
				Bottom	9	22.6 22.6	22.6	7.6 8.1	7.9	32.2 32.1	32.2	94.3 94.3	94.3	6.2 6.2	6.2		2.9 2.8	2.9		9.0 9.0	9.0	

### Water Quality Monitoring Results at Intake A - Mid-Ebb Tide (with marine works and with silt curtain)

Date	Weather Condition	Sea Condition**	Sampling Time	Depth (m)		Water Temperature (°C)		pH		Salinity ppt		DO Saturation (%)		Dissolved Oxygen (mg/L)			Turbidity(NTU)			Suspended Solids (mg/L)		
						Value	Average	Value	Average	Value	Average	Value	Average	Value	Average	DA*	Value	Average	DA*	Value	Average	DA*
5-Jan-09	Sunny	Calm	16:16	Surface	1	22.1	22.1	7.9	7.9	31.2	31.2	100.6	99.8	6.8	6.7	6.5	2.2	2.3	2.6	6.0	6.0	7.0
				Middle	5.5	21.7	21.7	8.3	8.3	31.2	31.3	93.3	92.5	6.3	6.3		2.5	2.6		6.0	6.0	
				Bottom	10	21.6	21.6	7.5	7.8	31.5	31.5	88.9	88.8	6.0	6.0		2.9	2.9		9.0	9.0	
7-Jan-09	Sunny	Moderate	08:23	Surface	1	19.7	19.7	7.6	7.5	30.3	30.3	94.0	94.8	7.5	7.6	7.8	2.1	2.2	2.7	6.0	6.0	6.7
				Middle	5	19.4	19.4	7.9	7.9	31.3	31.4	106.7	106.2	7.9	7.9		2.5	2.6		8.0	8.0	
				Bottom	9	18.8	18.8	7.5	7.7	31.7	31.7	86.7	86.6	6.5	6.5		3.1	3.2		6.0	6.0	
9-Jan-09	Sunny	Moderate	10:06	Surface	1	19.7	19.8	8.1	8.0	31.3	31.2	99.7	99.6	7.5	7.4	7.1	2.8	2.8	3.1	8.0	8.0	10.8
				Middle	5	19.9	19.9	8.2	8.3	31.1	31.1	97.9	97.6	6.8	6.8		2.9	3.0		15.0	15.5	
				Bottom	9	19.9	19.9	7.9	8.0	31.1	31.1	96.6	96.2	6.7	6.7		3.4	3.5		9.0	9.0	
12-Jan-09	Sunny	Moderate	13:28	Surface	1	19.8	19.9	7.9	7.9	30.4	30.4	89.6	90.0	7.1	7.1	6.6	2.1	2.1	2.4	12.0	12.0	11.0
				Middle	5	20.2	20.2	8.1	8.0	31.3	31.3	91.6	90.1	6.2	6.1		2.5	2.5		12.0	12.0	
				Bottom	9	20.2	20.2	7.4	7.6	32.1	32.1	81.1	80.9	6.3	6.3		2.5	2.4		9.0	9.0	
14-Jan-09	Sunny	Moderate	14:52	Surface	1	16.4	16.5	9.0	8.5	33.9	33.9	94.8	94.8	6.9	6.9	7.6	1.8	2.0	2.3	13.0	13.0	13.3
				Middle	5	16.4	16.4	8.5	8.8	34.0	34.0	110.5	112.4	8.1	8.3		1.9	2.0		12.0	12.0	
				Bottom	9	16.5	16.4	8.1	8.2	33.9	34.0	76.8	86.0	5.6	6.3		3.0	3.0		15.0	15.0	
16-Jan-09	Sunny	Moderate	16:10	Surface	1	16.9	16.9	7.6	7.6	31.6	31.6	99.6	99.3	6.9	6.9	6.5	3.7	3.7	4.3	12.0	12.0	8.0
				Middle	5	16.8	16.8	8.2	8.2	31.6	31.6	88.6	88.6	6.1	6.1		3.9	4.0		6.0	6.0	
				Bottom	9	16.5	16.4	8.0	8.1	31.7	31.8	85.2	85.3	6.1	6.1		5.2	5.0		6.0	6.0	
19-Jan-09	Fine	Moderate	17:04	Surface	1	16.4	16.5	8.8	8.4	33.9	34.0	94.9	94.8	7.0	6.9	7.6	1.9	2.1	2.3	4.0	4.5	9.5
				Middle	5	16.3	16.3	8.4	8.8	33.9	33.9	110.7	112.6	8.0	8.3		1.8	1.9		13.0	13.0	
				Bottom	9	16.5	16.5	8.1	8.2	34.0	34.0	76.9	86.1	5.7	6.4		2.8	2.9		11.0	11.0	
29-Jan-09	Sunny	Calm	13:35	Surface	1	18.8	18.8	8.3	8.1	30.8	30.8	97.3	96.5	6.6	6.6	6.4	3.4	3.5	3.8	15.0	15.0	13.7
				Middle	5.5	18.3	18.3	8.0	8.3	30.8	30.8	90.0	94.2	6.1	6.1		3.7	3.8		14.0	14.0	
				Bottom	10	18.2	18.2	8.2	8.2	31.1	31.1	87.6	87.5	6.0	6.0		4.1	4.1		12.0	12.0	
31-Jan-09	Sunny	Calm	16:07	Surface	1	17.2	17.2	8.1	7.9	31.3	31.3	113.8	111.7	6.9	6.9	6.8	2.7	2.7	3.0	10.0	9.5	11.8
				Middle	5	16.9	16.9	8.2	8.3	31.2	31.2	103.7	103.4	6.5	6.6		2.9	2.9		11.0	11.0	
				Bottom	9	16.8	16.8	7.7	7.9	31.2	31.2	102.3	101.9	6.6	6.6		3.4	3.5		15.0	15.0	

Remarks: The reporting limit for laboratory analysis of suspended solids is 2.5 mg/L. For the results below the reporting limit, the SS level will be taken as 2.5 mg/L.  
 \* DA: Depth-Averaged  
 \*\* Calm: Small or no wave; Moderate: Between calm and rough; Rough : White capped or rougher

**Water Quality Monitoring Results at Intake A - Mid-Flood Tide (with marine works and with silt curtain)**

Date	Weather Condition	Sea Condition**	Sampling Time	Depth (m)		Water Temperature (°C)		pH		Salinity ppt		DO Saturation (%)		Dissolved Oxygen (mg/L)			Turbidity(NTU)			Suspended Solids (mg/L)		
						Value	Average	Value	Average	Value	Average	Value	Average	Value	Average	DA*	Value	Average	DA*	Value	Average	DA*
3-Jun-08	Cloudy	Moderate	17:41	Surface	1	26.1	26.1	7.4	7.4	48.9	48.9	99.4	99.3	6.8	6.8	6.6	2.4	2.4	2.9	20.0	20.0	17.7
				Middle	5	26.1	26.1	7.4	7.4	48.9	48.9	92.4	92.2	6.3	6.3		2.8	2.8		17.0	17.0	
				Bottom	9	26.0	26.1	7.4	7.4	48.9	48.9	90.9	90.9	6.2	6.2		3.4	3.5		16.0	16.0	
5-Jun-08	Sunny	Moderate	08:38	Surface	1	26.4	26.4	7.4	7.4	29.1	29.1	94.5	94.6	6.7	6.7	6.8	5.7	5.7	8.1	11.0	11.0	11.0
				Middle	5	26.3	26.3	7.4	7.4	29.3	29.4	94.6	94.6	6.8	6.8		8.4	8.5		9.0	9.0	
				Bottom	9	26.3	26.3	7.4	7.4	29.5	29.5	94.7	94.8	6.5	6.5		9.9	10.0		13.0	13.0	
10-Jun-08	Sunny	Calm	11:56	Surface	1	27.1	27.1	7.4	7.4	22.4	22.5	106.4	105.7	7.5	7.5	7.4	1.6	1.6	2.1	11.0	11.0	13.7
				Middle	5	27.0	26.9	7.4	7.4	22.4	22.4	100.8	101.1	7.1	7.2		2.0	1.9		12.0	12.0	
				Bottom	9	26.3	26.1	7.4	7.4	28.4	29.6	94.6	94.8	6.5	6.5		2.7	2.7		18.0	18.0	
12-Jun-08	Cloudy	Moderate	13:33	Surface	1	27.6	27.7	7.6	7.6	26.3	26.3	111.8	114.5	8.4	8.6	9.0	4.4	4.4	4.5	4.0	4.0	3.7
				Middle	5	27.8	27.8	7.6	7.6	26.2	26.2	125.1	125.1	9.3	9.3		4.8	4.8		3.0	3.5	
				Bottom	9	27.8	27.8	7.6	7.6	26.2	26.2	127.4	128.2	9.5	9.6		4.2	4.3		3.0	3.5	
14-Jun-08	Cloudy	Moderate	16:19	Surface	1	26.7	26.7	7.6	7.6	30.4	30.4	94.5	94.6	7.6	7.6	7.6	4.4	4.4	4.9	19.0	18.5	14.2
				Middle	5	26.5	26.5	7.6	7.6	30.4	30.5	92.8	92.8	7.6	7.6		4.9	4.9		16.0	16.0	
				Bottom	9	26.4	26.4	7.6	7.6	30.4	30.4	95.4	95.4	7.6	7.6		5.4	5.5		8.0	8.0	
16-Jun-08	Cloudy	Moderate	18:12	Surface	1	26.9	26.9	7.6	7.6	20.6	20.6	99.0	99.0	8.3	8.3	8.0	6.6	6.6	6.7	9.0	9.5	14.8
				Middle	4.5	26.3	26.3	7.6	7.6	25.2	25.2	91.7	91.7	7.7	7.7		6.5	6.5		19.0	19.0	
				Bottom	8	26.0	26.0	7.6	7.6	27.9	27.9	74.3	74.1	6.5	6.5		7.0	7.0		16.0	16.0	
18-Jun-08	Cloudy	Moderate	17:33	Surface	1	25.8	25.8	7.5	7.5	21.6	21.6	89.6	89.5	6.6	6.6	6.5	3.6	3.6	3.5	6.0	5.5	6.7
				Middle	5	25.8	25.8	7.5	7.5	21.6	21.6	87.9	87.8	6.4	6.4		3.7	3.6		10.0	10.0	
				Bottom	9	25.8	25.8	7.5	7.5	21.7	21.7	86.1	86.0	6.3	6.3		3.1	3.2		4.0	4.5	
20-Jun-08	Fine	Calm	08:41	Surface	1	25.2	25.2	7.5	7.5	30.2	30.2	84.5	84.6	6.6	6.6	6.6	2.8	2.9	3.0	5.0	5.5	5.5
				Middle	5	25.3	25.3	7.4	7.4	30.3	30.3	84.6	84.6	6.6	6.6		2.9	2.9		6.0	6.0	
				Bottom	9	25.2	25.2	7.5	7.5	30.2	30.2	84.7	84.8	6.6	6.6		3.1	3.1		5.0	5.0	
23-Jun-08	Sunny	Calm	07:35	Surface	1	28.6	28.6	7.5	7.5	22.7	22.7	125.6	125.2	8.3	8.3	8.6	3.4	3.4	3.9	12.0	12.0	12.5
				Middle	5	28.4	28.4	7.5	7.5	24.0	24.1	133.3	132.7	8.8	8.8		3.9	3.9		11.0	11.5	
				Bottom	9	27.9	28.0	7.5	7.5	24.4	24.4	112.6	111.4	7.4	7.4		4.4	4.5		14.0	14.0	
26-Jun-08	Rainy	Moderate	10:57	Surface	1	26.0	26.0	7.4	7.4	22.7	22.7	92.3	91.8	6.8	6.8	6.7	2.0	2.0	1.9	6.0	6.0	9.2
				Middle	4.5	26.0	26.0	7.4	7.5	23.0	23.0	88.4	88.3	6.5	6.5		1.9	1.9		9.0	8.5	
				Bottom	8	26.0	26.0	7.4	7.4	23.3	23.3	86.9	86.6	6.4	6.4		1.9	1.9		13.0	13.0	
28-Jun-08	Rainy	Calm	14:01	Surface	1	27.8	27.9	7.7	7.7	18.2	18.2	111.1	111.1	7.9	7.9	6.9	2.7	2.7	3.3	10.0	10.0	12.8
				Middle	5	26.5	26.5	7.7	7.7	22.6	22.6	81.2	81.2	5.8	5.8		3.0	3.0		13.0	13.5	
				Bottom	9	25.5	25.5	7.7	7.7	29.0	29.1	72.7	72.7	6.1	6.1		4.1	4.2		15.0	15.0	
30-Jun-08	Rainy	Calm	16:51	Surface	1	25.5	25.5	7.6	7.6	25.1	25.1	94.1	94.1	7.2	7.2	7.1	3.1	3.1	3.3	19.0	19.0	23.0
				Middle	5	25.4	25.4	7.6	7.6	26.4	26.4	91.9	91.9	7.0	7.0		3.2	3.1		24.0	24.0	
				Bottom	9	25.3	25.3	7.6	7.6	26.1	26.1	88.8	88.8	6.8	6.8		3.7	3.8		26.0	26.0	

**Water Quality Monitoring Results at Intake A - Mid-Flood Tide (with marine works and with silt curtain)**

Date	Weather Condition	Sea Condition**	Sampling Time	Depth (m)		Water Temperature (°C)		pH		Salinity ppt		DO Saturation (%)		Dissolved Oxygen (mg/L)			Turbidity(NTU)		Suspended Solids (mg/L)			
						Value	Average	Value	Average	Value	Average	Value	Average	Value	Average	DA*	Value	Average	DA*	Value	Average	DA*
2-Jul-08	Sunny	Calm	18:49	Surface	1	26.8 26.8	26.8	7.5 7.5	7.5	22.5 22.3	22.4	97.4 97.4	97.4	6.9 6.9	6.9	6.7	0.5 0.5	0.5	0.5	6.0 6.0	6.0	7.2
				Middle	5	26.7 26.7	26.7	7.5 7.5	7.5	23.7 23.7	23.7	91.4 90.7	91.1	6.4 6.4	6.4	6.4	0.5 0.5	0.5		8.0 8.0	8.0	
				Bottom	9	26.5 26.5	26.5	7.5 7.5	7.5	24.1 24.1	24.1	89.5 90.1	89.8	6.3 6.4	6.4	6.4	0.5 0.5	0.5		7.0 8.0	7.5	
4-Jul-08	Sunny	Calm	08:05	Surface	1	26.6 26.7	26.7	7.6 7.6	7.6	26.3 26.3	26.3	99.0 98.3	98.7	7.2 7.1	7.2	6.7	1.0 0.9	1.0	1.0	10.0 10.0	10.0	9.2
				Middle	5	26.1 26.1	26.1	7.6 7.6	7.6	27.4 27.3	27.4	85.5 85.4	85.5	6.2 6.2	6.2	6.5	0.8 0.8	0.8		8.0 7.0	7.5	
				Bottom	9	25.6 25.6	25.6	7.6 7.6	7.6	29.0 29.0	29.0	81.9 81.1	81.5	6.4 6.5	6.5	6.5	1.1 1.1	1.1		10.0 10.0	10.0	
7-Jul-08	Sunny	Calm	09:36	Surface	1	27.1 27.1	27.1	7.6 7.6	7.6	22.5 22.4	22.5	105.6 106.4	106.0	7.4 7.5	7.5	7.5	1.5 1.6	1.6	1.5	5.0 6.0	5.5	4.8
				Middle	5	27.0 27.0	27.0	7.6 7.6	7.6	22.5 22.5	22.5	105.2 105.0	105.1	7.4 7.4	7.4	7.3	1.6 1.6	1.6		4.0 4.0	4.0	
				Bottom	9	27.0 27.0	27.0	7.6 7.6	7.6	22.5 22.5	22.5	104.4 104.0	104.2	7.3 7.3	7.3	7.3	1.4 1.4	1.4		5.0 5.0	5.0	
9-Jul-08	Cloudy	Calm	11:04	Surface	1	26.4 26.4	26.4	7.5 7.5	7.5	25.1 25.2	25.2	96.7 96.7	96.7	7.1 7.1	7.1	6.8	1.2 1.2	1.2	1.2	3.0 3.0	3.0	3.5
				Middle	5	26.0 25.9	26.0	7.5 7.5	7.5	25.8 25.8	25.8	86.9 86.9	86.9	6.4 6.4	6.4	6.2	1.2 1.2	1.2		4.0 4.0	4.0	
				Bottom	9	25.9 25.9	25.9	7.5 7.5	7.5	25.8 25.9	25.9	83.5 83.1	83.3	6.2 6.1	6.2	6.2	1.2 1.2	1.2		3.0 4.0	3.5	
11-Jul-08	Sunny	Calm	14:52	Surface	1	27.1 27.1	27.1	7.6 7.6	7.6	22.1 22.1	22.1	100.6 100.7	100.7	7.1 7.1	7.1	7.1	1.6 1.6	1.6	1.6	6.0 6.0	6.0	7.7
				Middle	5	27.1 27.1	27.1	7.6 7.6	7.6	22.4 22.3	22.4	99.8 99.8	99.8	7.0 7.0	7.0	7.0	1.7 1.7	1.7		9.0 9.0	9.0	
				Bottom	9	26.6 26.7	26.7	7.6 7.6	7.6	23.9 23.8	23.9	92.2 91.7	92.0	6.5 6.4	6.5	6.5	1.6 1.6	1.6		8.0 8.0	8.0	
14-Jul-08	Sunny	Calm	18:47	Surface	1	26.5 26.6	26.6	7.5 7.5	7.5	20.6 20.6	20.6	101.1 101.3	101.2	7.2 7.3	7.3	6.6	1.9 1.6	1.8	2.8	5.0 5.0	5.0	4.3
				Middle	5	25.4 25.4	25.4	7.5 7.5	7.5	25.0 24.0	24.5	78.2 78.5	78.4	5.9 5.9	5.9	6.0	2.7 2.8	2.8		4.0 4.0	4.0	
				Bottom	9	25.3 25.3	25.3	7.5 7.5	7.5	26.2 26.2	26.2	89.6 86.7	88.2	6.0 6.0	6.0	6.0	3.8 3.7	3.8		4.0 4.0	4.0	
16-Jul-08	Sunny	Calm	17:35	Surface	1	28.1 28.1	28.1	7.5 7.5	7.5	18.2 18.2	18.2	122.6 122.7	122.7	8.7 8.7	8.7	8.0	1.0 1.0	1.0	1.2	8.0 8.0	8.0	8.5
				Middle	5	26.7 26.7	26.7	7.6 7.6	7.6	23.3 23.3	23.3	102.1 102.1	102.1	7.3 7.3	7.3	6.1	1.1 0.9	1.0		12.0 11.0	11.5	
				Bottom	9	25.2 25.2	25.2	7.6 7.6	7.6	29.8 29.8	29.8	89.1 89.1	89.1	6.1 6.0	6.1	6.1	1.5 1.6	1.6		6.0 6.0	6.0	
18-Jul-08	Sunny	Calm	18:02	Surface	1	27.6 27.5	27.6	7.6 7.6	7.6	20.0 20.1	20.1	140.7 141.5	141.1	9.7 9.8	9.8	9.6	1.0 1.1	1.1	1.2	9.0 9.0	9.0	7.7
				Middle	5	27.0 27.0	27.0	7.6 7.6	7.6	21.2 21.2	21.2	134.3 133.3	133.8	9.3 9.2	9.3	7.1	1.0 1.1	1.1		7.0 7.0	7.0	
				Bottom	9	26.5 26.5	26.5	7.5 7.6	7.6	22.2 22.0	22.1	99.1 104.1	101.6	6.9 7.2	7.1	7.1	1.5 1.4	1.5		7.0 7.0	7.0	
21-Jul-08	Sunny	Calm	09:03	Surface	1	27.8 27.8	27.8	7.5 7.5	7.5	25.5 25.5	25.5	146.1 146.1	146.1	10.0 10.0	10.0	10.1	1.5 1.6	1.6	1.5	5.0 6.0	5.5	6.8
				Middle	5	27.7 27.1	27.4	7.5 7.5	7.5	25.6 26.9	26.3	146.5 147.7	147.1	10.0 10.1	10.1	9.7	1.6 1.6	1.6		6.0 6.0	6.0	
				Bottom	9	26.6 26.6	26.6	7.5 7.5	7.5	27.2 27.2	27.2	142.5 138.4	140.5	9.8 9.5	9.7	9.7	1.4 1.4	1.4		9.0 9.0	9.0	
23-Jul-08	Sunny	Calm	09:27	Surface	1	28.6 28.5	28.6	7.8 7.7	7.8	23.4 23.5	23.5	110.7 110.1	110.4	9.0 8.9	9.0	8.4	1.8 1.6	1.7	1.6	8.0 9.0	8.5	13.0
				Middle	5	28.4 28.4	28.4	7.7 7.8	7.8	23.6 23.6	23.6	100.1 100.6	100.4	7.7 7.7	7.7	6.2	1.7 1.7	1.8		19.0 19.0	19.0	
				Bottom	9	26.1 26.0	26.1	7.7 7.7	7.7	28.2 28.0	28.1	89.4 89.4	89.4	6.1 6.2	6.2	6.2	1.3 1.1	1.2		12.0 11.0	11.5	
25-Jul-08	Sunny	Calm	10:18	Surface	1	28.3 28.4	28.4	7.8 8.0	7.9	25.9 26.0	26.0	85.6 93.5	89.6	7.0 7.5	7.3	8.0	1.8 2.1	2.0	1.8	10.0 10.0	10.0	11.8
				Middle	4	28.5 28.5	28.5	7.9 7.7	7.8	26.2 26.2	26.2	109.0 113.7	111.4	8.5 8.9	8.7	7.5	2.0 2.0	2.0		14.0 13.0	13.5	
				Bottom	7	27.6 27.5	27.6	7.9 7.8	7.9	27.3 27.9	27.6	93.4 90.8	92.1	7.6 7.4	7.5	7.5	1.5 1.5	1.5		12.0 12.0	12.0	
28-Jul-08	Sunny	Calm	16:30	Surface	1	26.7 26.7	26.7	9.1 9.1	9.1	29.4 29.4	29.4	107.0 107.2	107.1	8.6 8.6	8.6	8.3	0.5 0.4	0.5	0.5	6.0 6.0	6.0	6.0
				Middle	5	26.3 25.9	26.1	8.0 8.7	8.4	30.2 30.7	30.5	98.9 98.7	98.8	8.0 8.0	8.0	8.0	0.4 0.4	0.5		5.0 5.0	5.0	
				Bottom	9	24.6 24.0	24.3	8.2 8.5	8.4	32.9 33.3	33.1	101.9 101.9	101.9	8.5 8.5	8.5	8.5	0.5 0.5	0.5		7.0 7.0	7.0	

**Water Quality Monitoring Results at Intake A - Mid-Flood Tide (with marine works and with silt curtain)**

Date	Weather Condition	Sea Condition**	Sampling Time	Depth (m)		Water Temperature (°C)		pH		Salinity ppt		DO Saturation (%)		Dissolved Oxygen (mg/L)			Turbidity(NTU)			Suspended Solids (mg/L)		
						Value	Average	Value	Average	Value	Average	Value	Average	Value	Average	DA*	Value	Average	DA*	Value	Average	DA*
30-Jul-08	Sunny	Calm	18:23	Surface	1	25.4	25.4	8.3	8.3	30.0	30.0	98.0	97.9	6.8	6.8	6.5	0.6	0.6	0.8	10.0	10.0	8.7
				Middle	5	25.0	25.0	7.9	7.9	31.2	31.2	89.6	89.3	6.2	6.2		0.7	0.7		8.0	8.0	
				Bottom	9	24.3	24.4	7.9	7.9	31.5	31.5	87.3	87.3	6.0	6.0		1.0	1.0		8.0	8.0	
1-Aug-08	Sunny	Calm	18:05	Surface	1	25.5	25.5	7.8	7.8	29.4	29.4	108.4	108.2	7.5	7.5	7.5	1.9	2.0	1.1	5.0	5.0	6.3
				Middle	5	25.2	25.2	7.4	7.4	30.0	30.0	105.6	105.3	7.4	7.4		0.8	0.8		8.0	8.0	
				Bottom	9	25.2	25.2	7.3	7.3	30.1	30.1	103.0	103.0	7.2	7.2		0.6	0.6		6.0	6.0	
4-Aug-08	Sunny	Calm	09:03	Surface	1	25.3	25.3	7.7	7.8	29.6	29.6	93.0	93.1	7.5	7.5	7.2	1.8	1.8	1.8	7.0	7.0	6.0
				Middle	5	24.9	24.9	7.5	7.4	30.5	30.7	85.1	85.2	6.9	6.9		1.4	1.4		4.0	4.5	
				Bottom	9	24.1	24.1	7.1	7.4	32.1	32.1	74.3	74.4	6.2	6.2		2.0	2.1		6.0	6.5	
7-Aug-08	Rainy	Calm	09:49	Surface	1	24.8	24.8	7.7	7.9	31.5	31.5	96.3	96.2	7.0	7.0	6.9	0.4	0.4	1.2	5.0	5.0	6.7
				Middle	5	24.7	24.7	8.0	7.9	31.7	31.7	94.3	94.0	6.8	6.8		1.3	1.3		6.0	6.0	
				Bottom	9	24.8	24.8	8.4	8.4	31.7	31.7	92.6	92.6	6.7	6.7		1.9	1.9		9.0	9.0	
9-Aug-08	Sunny	Calm	10:55	Surface	1	26.9	26.9	7.6	8.0	31.3	31.3	88.4	89.0	6.4	6.5	6.5	1.2	1.1	1.3	5.0	5.0	4.3
				Middle	5	26.4	26.4	8.0	8.0	31.5	31.5	88.5	88.3	6.5	6.5		1.4	1.4		3.0	3.0	
				Bottom	9	26.3	26.3	7.8	7.8	31.6	31.6	88.0	87.8	6.4	6.4		1.5	1.5		5.0	5.0	
11-Aug-08	Rainy	Calm	18:23	Surface	1	26.2	26.2	7.8	7.8	30.1	30.1	85.9	86.1	6.4	6.4	6.4	1.1	1.1	1.2	3.0	3.0	4.6
				Middle	5	26.5	26.5	7.7	7.7	30.9	30.9	85.5	85.5	6.3	6.3		1.3	1.3		8.0	8.0	
				Bottom	9	26.5	26.5	7.6	7.7	31.0	31.0	85.3	85.3	6.3	6.3		1.3	1.3		<2.5	2.8	
13-Aug-08	Fine	Calm	17:41	Surface	1	27.4	27.4	8.7	8.8	29.3	29.3	107.2	107.4	7.4	7.4	7.4	0.6	0.6	0.6	4.0	4.0	8.3
				Middle	5	27.0	27.0	8.5	8.7	29.6	29.6	107.5	107.3	7.4	7.4		0.6	0.6		11.0	11.0	
				Bottom	9	26.9	26.9	8.4	8.7	29.9	29.9	105.5	105.2	7.3	7.3		0.7	0.7		10.0	10.0	
15-Aug-08	Sunny	Calm	17:33	Surface	1	27.5	27.5	8.5	8.7	26.3	26.3	112.8	113.8	7.7	7.8	7.7	0.8	0.9	0.8	3.0	3.0	2.7
				Middle	5	27.3	27.3	8.2	8.2	26.6	26.6	110.1	109.0	7.5	7.5		0.8	0.8		<2.5	<2.5	
				Bottom	9	27.3	27.3	7.9	7.9	26.7	26.7	104.0	103.3	7.1	7.1		0.8	0.8		<2.5	<2.5	
18-Aug-08	Sunny	Calm	08:31	Surface	1	28.3	28.4	7.5	7.7	26.4	26.4	97.9	100.4	7.0	7.2	7.7	1.0	1.1	1.2	3.0	3.5	3.2
				Middle	5	27.8	27.8	8.6	8.5	26.8	26.8	113.1	113.2	8.1	8.1		1.2	1.2		3.0	3.0	
				Bottom	9	27.5	27.5	7.8	7.9	27.1	27.1	100.0	99.2	7.2	7.2		1.3	1.3		3.0	3.0	
20-Aug-08	Sunny	Calm	07:58	Surface	1	27.7	27.7	8.6	8.4	27.7	27.7	115.3	115.2	8.4	8.4	7.8	1.8	1.8	1.7	7.0	7.0	7.3
				Middle	5	27.1	27.1	8.7	8.6	28.2	28.2	104.3	103.6	7.1	7.1		1.6	1.6		8.0	8.0	
				Bottom	9	26.9	27.0	8.3	8.6	28.4	28.4	105.9	105.9	7.5	7.5		1.6	1.6		7.0	7.0	
23-Aug-08	Sunny	Moderate	11:26	Surface	1	25.2	25.2	8.0	8.1	28.2	28.2	103.5	104.1	8.1	8.1	8.1	1.4	1.4	1.4	5.0	5.5	8.0
				Middle	5	25.0	25.0	7.7	7.8	28.9	28.9	102.3	101.7	8.0	8.0		1.4	1.4		9.0	9.0	
				Bottom	9	24.9	24.9	7.6	7.7	29.5	29.5	98.2	97.7	7.7	7.7		1.4	1.4		10.0	9.5	
25-Aug-08	Fine	Calm	17:17	Surface	1	26.3	26.3	8.8	8.5	28.5	28.5	88.7	90.3	6.7	6.8	6.8	1.8	1.8	2.6	16.0	16.0	12.0
				Middle	5	25.4	25.4	8.4	8.4	29.9	29.9	87.9	86.9	6.7	6.7		2.8	2.8		9.0	9.0	
				Bottom	9	25.0	25.0	8.5	8.3	31.1	31.2	78.3	78.0	6.1	6.1		3.2	3.2		11.0	11.0	



**Water Quality Monitoring Results at Intake A - Mid-Flood Tide (with marine works and with silt curtain)**

Date	Weather Condition	Sea Condition**	Sampling Time	Depth (m)		Water Temperature (°C)		pH		Salinity ppt		DO Saturation (%)		Dissolved Oxygen (mg/L)			Turbidity(NTU)			Suspended Solids (mg/L)		
						Value	Average	Value	Average	Value	Average	Value	Average	Value	Average	DA*	Value	Average	DA*	Value	Average	DA*
27-Aug-08	Fine	Calm	17:34	Surface	1	27.5	27.5	7.9	8.1	30.2	30.2	90.8	90.8	6.4	6.4	6.3	4.4	4.4	4.6	6.0	6.0	6.0
				Middle	5	27.5	27.5	7.7	7.8	30.4	30.4	88.0	88.0	6.2	6.2		4.6	4.7		6.0	6.0	
				Bottom	9	27.5	27.5	7.6	7.6	30.5	30.6	87.0	87.0	6.1	6.1		4.6	4.6		6.0	6.0	
29-Aug-08	Fine	Calm	18:22	Surface	1	27.1	27.1	7.7	7.9	27.5	27.5	107.7	108.8	7.8	7.9	7.7	2.2	2.3	2.7	7.0	7.0	9.0
				Middle	5	26.5	26.4	8.0	7.9	28.4	28.6	106.4	101.7	7.8	7.5		2.5	2.6		9.0	9.0	
				Bottom	9	26.0	26.0	8.4	8.4	29.3	29.4	84.0	83.5	6.5	6.5		3.0	3.1		11.0	11.0	
1-Sep-08	Sunny	Calm	09:09	Surface	1	26.7	26.7	8.3	8.3	28.6	28.6	91.6	91.4	6.3	6.3	6.3	3.1	3.1	3.1	6.0	6.5	7.5
				Middle	5	26.7	26.7	7.2	7.6	28.8	28.8	91.4	91.4	6.2	6.2		3.2	3.2		8.0	8.0	
				Bottom	9	26.1	26.1	7.4	7.6	29.6	29.6	90.6	90.9	6.2	6.2		3.1	3.1		8.0	8.0	
3-Sep-08	Sunny	Calm	08:26	Surface	1	28.3	28.4	7.0	7.2	26.4	26.4	105.9	108.4	7.8	8.0	8.5	2.5	2.6	2.7	8.0	8.0	5.7
				Middle	5	27.8	27.8	8.1	8.0	26.8	26.8	121.1	121.2	8.9	8.9		2.7	2.7		5.0	5.0	
				Bottom	9	26.5	27.0	7.3	7.4	27.1	27.1	108.0	107.2	8.0	8.0		2.8	2.8		4.0	4.0	
5-Sep-08	Rainy	Calm	09:57	Surface	1	27.3	27.3	7.5	7.6	27.6	27.6	120.0	121.1	8.5	8.6	8.1	2.3	2.4	2.8	20.0	20.5	16.8
				Middle	5	26.6	26.6	7.7	7.7	28.7	28.8	105.6	107.4	7.4	7.6		2.7	2.8		15.0	15.0	
				Bottom	9	26.3	26.2	8.0	8.1	29.4	29.6	85.2	87.1	6.2	6.5		3.2	3.3		15.0	15.0	
8-Sep-08	Sunny	Calm	16:48	Surface	1	27.6	27.5	7.9	7.9	27.7	27.8	120.1	121.3	8.8	8.8	8.6	2.4	2.5	3.0	9.0	9.5	10.5
				Middle	5.5	26.9	26.9	8.1	8.0	29.0	29.1	118.7	114.1	8.6	8.3		2.8	2.9		11.0	11.0	
				Bottom	10	26.5	26.4	8.4	8.4	29.6	29.8	85.4	82.8	6.4	6.1		3.3	3.5		11.0	11.0	
10-Sep-08	Sunny	Calm	17:15	Surface	1	27.5	27.5	7.8	7.9	27.8	27.8	120.2	121.3	8.8	8.9	8.6	2.6	2.7	3.1	12.0	12.0	13.3
				Middle	5.5	26.7	26.7	8.2	8.1	29.0	29.1	118.9	114.1	8.5	8.3		3.0	3.0		12.0	11.0	
				Bottom	10	26.6	26.4	8.5	8.5	29.7	29.9	85.5	82.8	6.4	6.1		3.3	3.5		16.0	17.0	
12-Sep-08	Sunny	Calm	18:17	Surface	1	27.3	27.3	7.4	7.5	27.6	27.6	120.0	121.1	8.5	8.6	8.4	2.6	2.6	3.0	21.0	20.5	26.7
				Middle	5	26.6	26.6	7.7	7.7	28.7	28.8	118.6	113.9	8.4	8.1		3.0	3.0		29.0	28.5	
				Bottom	9	26.3	26.2	7.9	8.0	29.4	29.6	85.2	82.6	6.2	6.0		3.3	3.5		31.0	31.0	
16-Sep-08	Sunny	Calm	08:15	Surface	1	27.1	27.1	7.4	7.5	27.4	27.4	119.9	120.9	8.3	8.3	8.1	2.0	2.0	2.5	8.0	8.0	6.3
				Middle	5	26.5	26.5	7.5	7.6	28.4	28.6	118.5	113.8	8.1	7.9		2.4	2.4		3.0	3.0	
				Bottom	9	26.1	26.0	7.9	8.1	29.3	29.5	84.9	85.3	6.1	6.2		3.1	3.1		8.0	8.0	
18-Sep-08	Fine	Calm	08:22	Surface	1	28.4	28.4	7.8	7.9	30.4	30.4	108.6	108.4	7.1	7.1	7.0	2.6	2.7	3.1	13.0	13.0	14.3
				Middle	5	28.1	28.1	8.0	8.1	30.5	30.5	103.4	102.5	6.8	6.8		2.8	2.9		23.0	23.0	
				Bottom	9	27.9	27.9	8.3	8.5	30.4	30.4	99.6	98.8	6.6	6.6		3.7	3.7		7.0	7.0	
20-Sep-08	Sunny	Calm	10:05	Surface	1	26.6	26.7	8.5	8.6	30.6	30.7	99.0	98.7	7.2	7.2	6.7	4.4	4.4	4.6	9.0	9.0	12.0
				Middle	5	26.1	26.1	8.3	8.2	30.2	30.2	85.5	85.5	6.2	6.2		4.6	4.7		12.0	12.0	
				Bottom	9	25.6	25.6	7.9	8.2	30.4	30.4	80.9	81.1	6.0	6.1		4.6	4.6		15.0	15.0	
22-Sep-08	Sunny	Moderate	16:15	Surface	1	27.6	27.5	8.3	8.3	27.9	27.8	120.1	121.3	8.6	8.8	8.5	2.6	2.7	3.1	3.0	3.5	11.2
				Middle	5.5	26.8	26.7	8.5	8.4	28.8	28.9	118.9	114.1	8.5	8.2		3.0	3.1		12.0	12.0	
				Bottom	10	26.5	26.3	8.2	8.7	29.5	29.7	85.4	82.9	6.3	6.2		3.5	3.5		18.0	18.0	
24-Sep-08	Fine	Moderate	17:05	Surface	1	26.4	26.4	9.1	8.7	31.0	31.0	108.2	107.0	7.3	7.3	7.1	3.2	3.4	4.0	41.0	41.0	26.8
				Middle	5	26.3	26.3	8.2	8.5	31.3	31.3	102.2	101.6	6.9	6.9		4.0	4.1		26.0	25.5	
				Bottom	9	26.3	26.3	8.3	8.6	31.3	31.3	99.7	99.7	6.8	6.8		4.2	4.6		14.0	14.0	

**Water Quality Monitoring Results at Intake A - Mid-Flood Tide (with marine works and with silt curtain)**

Date	Weather Condition	Sea Condition**	Sampling Time	Depth (m)		Water Temperature (°C)		pH		Salinity ppt		DO Saturation (%)		Dissolved Oxygen (mg/L)			Turbidity(NTU)			Suspended Solids (mg/L)		
						Value	Average	Value	Average	Value	Average	Value	Average	Value	Average	DA*	Value	Average	DA*	Value	Average	DA*
26-Sep-08	Fine	Calm	17:56	Surface	1	27.3 27.4	27.4	7.9 8.2	8.1	31.1 31.1	31.1	82.7 83.4	83.1	6.5 6.6	6.6	6.6	2.1 1.7	1.9	2.4	9.0 9.0	8.5	
				Middle	5	27.0 27.1	27.1	8.8 8.0	8.4	31.4 31.4	31.4	82.4 81.8	82.1	6.5 6.5	6.5		1.9 1.9	1.9		7.0 7.0		
				Bottom	9	26.7 26.7	26.7	8.2 8.8	8.5	31.6 31.7	31.7	80.9 80.5	80.7	6.4 6.4	6.4		3.2 3.4	3.3		9.0 10.0		
29-Sep-08	Fine	Calm	18:09	Surface	1	27.4 27.4	27.4	8.1 8.2	8.2	32.4 32.4	32.4	93.9 93.7	93.8	7.2 7.2	7.2	7.2	6.5 6.4	6.5	8.4	7.0 7.0	6.0	
				Middle	5	27.2 27.2	27.2	8.2 8.3	8.3	32.5 32.5	32.5	92.3 92.0	92.2	7.1 7.1	7.1		8.5 9.0	8.8		5.0 5.0		
				Bottom	9	27.2 27.2	27.2	8.5 8.6	8.6	32.5 32.5	32.5	91.7 91.3	91.5	7.1 7.0	7.1		9.6 10.2	9.9		6.0 6.0		
2-Oct-08	Sunny	Calm	08:22	Surface	1	27.2 27.1	27.2	7.9 8.0	8.0	27.4 27.4	27.4	99.8 102.1	101.0	7.2 7.5	7.4	7.1	2.2 2.3	2.3	2.7	5.0 6.0	11.5	
				Middle	5	26.5 26.4	26.5	8.2 8.0	8.1	28.6 28.7	28.7	98.5 88.9	93.7	7.1 6.5	6.8		2.5 2.6	2.6		8.0 8.0		
				Bottom	9	26.0 25.9	26.0	8.4 8.4	8.4	29.2 29.6	29.4	74.9 75.8	75.4	6.0 6.1	6.1		3.0 3.2	3.1		21.0 21.0		
4-Oct-08	Cloudy	Calm	09:47	Surface	1	27.1 27.0	27.1	7.8 8.0	7.9	27.3 27.3	27.3	99.9 102.0	101.0	7.3 7.5	7.4	7.2	2.1 2.2	2.2	2.7	11.0 11.0	8.8	
				Middle	5	26.4 26.3	26.4	8.0 8.0	8.0	28.4 28.6	28.5	98.5 89.0	93.8	7.2 6.7	7.0		2.4 2.7	2.6		8.0 8.0		
				Bottom	9	26.2 25.8	26.0	8.4 8.4	8.4	29.3 29.4	29.4	76.9 77.4	77.2	6.1 6.2	6.2		3.1 3.2	3.2		7.0 8.0		
6-Oct-08	Cloudy	Calm	08:52	Surface	1	25.3 25.2	25.3	7.4 7.5	7.5	30.5 30.8	30.7	79.5 79.4	79.5	6.4 6.4	6.4	7.0	1.7 1.9	1.8	1.8	10.0 10.0	10.7	
				Middle	5	26.0 25.9	26.0	7.7 7.5	7.6	28.5 28.5	28.5	102.5 98.7	100.6	7.7 7.4	7.6		1.4 1.4	1.4		11.0 11.0		
				Bottom	9	25.3 25.2	25.3	8.0 7.9	8.0	29.9 30.0	30.0	81.1 81.1	81.1	6.2 6.2	6.2		2.1 2.1	2.1		11.0 11.0		
10-Oct-08	Sunny	Calm	16:48	Surface	1	27.3 27.3	27.3	7.7 7.9	7.8	29.9 29.9	29.9	99.1 87.9	98.5	7.2 7.1	7.2	7.1	1.2 1.1	1.2	1.7	17.0 17.0	14.2	
				Middle	5	27.0 27.0	27.0	8.2 7.9	8.1	30.1 30.1	30.1	95.3 94.2	94.8	6.9 6.8	6.9		1.8 1.8	1.8		12.0 12.0		
				Bottom	9	26.3 26.3	26.3	8.2 8.4	8.3	30.7 30.7	30.7	86.0 84.6	85.3	6.3 6.2	6.3		2.0 2.1	2.1		13.0 14.0		
13-Oct-08	Sunny	Calm	18:33	Surface	1	26.7 26.7	26.7	7.7 7.5	7.6	32.2 32.2	32.2	98.2 99.5	98.9	7.2 7.3	7.3	7.2	3.4 3.4	3.4	3.4	11.0 11.0	11.8	
				Middle	5	26.8 26.8	26.8	7.8 7.7	7.8	32.3 32.3	32.3	96.1 96.1	96.1	7.1 7.1	7.1		3.4 3.4	3.4		7.0 8.0		
				Bottom	9	26.8 26.8	26.8	7.8 8.3	8.1	32.3 32.3	32.3	95.2 94.8	95.0	7.0 7.0	7.0		3.5 3.5	3.5		17.0 17.0		
15-Oct-08	Fine	Calm	18:14	Surface	1	27.1 27.0	27.1	7.9 8.0	8.0	27.4 27.4	27.4	99.9 101.9	100.9	7.3 7.4	7.4	7.2	2.2 2.4	2.3	2.7	11.0 11.0	14.0	
				Middle	5	26.4 26.2	26.3	8.2 7.9	8.1	28.4 28.5	28.5	98.3 88.9	93.6	7.2 6.6	6.9		2.6 2.7	2.7		12.0 12.0		
				Bottom	9	26.0 25.7	25.9	8.4 8.4	8.4	29.3 29.6	29.5	75.1 79.9	77.5	6.1 6.6	6.4		3.0 3.3	3.2		19.0 19.0		
17-Oct-08	Sunny	Calm	08:26	Surface	1	27.6 27.6	27.6	7.4 7.5	7.5	31.3 31.3	31.3	90.9 91.3	91.1	7.2 7.2	7.2	7.1	3.0 3.1	3.1	3.3	14.0 13.0	11.8	
				Middle	5	27.4 27.4	27.4	7.9 7.8	7.9	31.4 31.4	31.4	87.2 86.3	86.8	7.0 6.9	7.0		3.1 3.2	3.2		12.0 12.0		
				Bottom	9	27.3 27.3	27.3	7.7 7.9	7.8	31.4 31.3	31.4	84.9 83.8	84.4	6.8 6.7	6.8		3.4 3.6	3.5		10.0 10.0		
20-Oct-08	Sunny	Calm	11:56	Surface	1	28.0 28.0	28.0	7.4 7.7	7.6	30.8 30.9	30.9	104.7 104.7	104.7	6.4 6.8	6.6	6.7	2.8 2.9	2.9	3.2	6.0 7.0	6.5	
				Middle	5	27.7 27.8	27.8	7.9 7.7	7.8	30.9 30.9	30.9	100.3 98.9	99.6	6.8 6.6	6.7		3.0 3.1	3.1		8.0 8.0		
				Bottom	9	27.6 27.6	27.6	7.3 7.6	7.5	30.9 30.9	30.9	97.2 95.8	96.5	6.3 6.4	6.4		3.4 3.7	3.6		5.0 5.0		
24-Oct-08	Sunny	Calm	16:37	Surface	1	27.3 27.4	27.4	7.3 7.5	7.4	31.5 31.5	31.5	88.9 89.6	89.3	6.6 6.9	6.8	6.8	2.7 2.8	2.8	3.1	12.0 12.0	12.0	
				Middle	5	27.3 27.3	27.3	7.6 7.6	7.6	31.6 31.6	31.6	85.7 85.0	85.4	6.7 6.7	6.7		3.1 3.2	3.2		13.0 13.0		
				Bottom	9	27.2 27.2	27.2	7.9 8.0	8.0	31.6 31.6	31.6	83.7 82.8	83.3	6.4 6.5	6.5		3.4 3.4	3.4		11.0 11.0		

### Water Quality Monitoring Results at Intake A - Mid-Flood Tide (with marine works and with silt curtain)

Date	Weather Condition	Sea Condition**	Sampling Time	Depth (m)		Water Temperature (°C)		pH		Salinity ppt		DO Saturation (%)		Dissolved Oxygen (mg/L)			Turbidity(NTU)			Suspended Solids (mg/L)		
						Value	Average	Value	Average	Value	Average	Value	Average	Value	Average	DA*	Value	Average	DA*	Value	Average	DA*
27-Oct-08	Fine	Calm	17:24	Surface	1	26.7 26.7	26.7	7.7 8.0	7.9	31.2 31.2	31.2	101.8 102.1	102.0	6.3 6.7	6.5	6.6	2.7 2.8	2.8	3.1	12.0 12.0	12.0	11.7
				Middle	5	26.5 26.5	26.5	8.1 7.9	8.0	31.2 31.2	31.2	98.0 96.9	97.5	6.6 6.5	6.6		3.1 3.1	3.1		15.0 15.0	15.0	
				Bottom	9	26.4 26.4	26.4	8.3 8.4	8.4	31.2 31.2	31.2	95.4 94.3	94.9	6.2 6.3	6.3		3.4 3.5	3.5		8.0 8.0	8.0	
29-Oct-08	Fine	Calm	17:53	Surface	1	27.0 27.0	27.0	7.6 7.5	7.6	31.4 31.4	31.4	95.3 95.8	95.6	6.3 6.6	6.5	6.5	2.7 2.8	2.8	3.1	15.0 15.0	15.0	13.5
				Middle	5	26.9 26.9	26.9	7.7 7.6	7.7	31.4 31.4	31.4	91.8 90.9	91.4	6.5 6.4	6.5		3.1 3.1	3.1		15.0 16.0	15.5	
				Bottom	9	26.8 26.8	26.8	7.7 7.9	7.8	31.4 31.4	31.4	89.5 88.5	89.0	6.2 6.2	6.2		3.4 3.5	3.5		10.0 10.0	10.0	
31-Oct-08	Sunny	Calm	13:53	Surface	1	26.9 26.9	26.9	7.9 8.1	8.0	31.8 31.8	31.8	96.7 97.6	97.2	6.3 6.5	6.4	6.4	3.9 4.1	4.0	4.3	17.0 17.0	17.0	10.8
				Middle	5	26.8 26.8	26.8	8.1 7.9	8.0	31.8 31.8	31.8	93.9 93.5	93.7	6.3 6.3	6.3		4.2 4.3	4.3		7.0 8.0	7.5	
				Bottom	9	26.8 26.8	26.8	7.9 8.2	8.1	31.9 31.9	31.9	92.3 91.6	92.0	6.1 6.1	6.1		4.5 4.5	4.5		8.0 8.0	8.0	
3-Nov-08	Fine	Calm	10:19	Surface	1	27.0 27.0	27.0	7.7 7.5	7.6	32.2 33.0	32.6	90.4 90.1	90.3	6.6 6.6	6.6	6.5	2.7 2.8	2.8	3.1	9.0 9.0	9.0	9.8
				Middle	5	26.2 26.3	26.3	7.8 7.7	7.8	33.5 32.7	33.1	88.1 87.1	87.6	6.4 6.3	6.4		3.0 3.1	3.1		13.0 12.0	12.5	
				Bottom	9	26.3 26.3	26.3	7.8 8.1	8.0	31.9 31.7	31.8	89.8 90.0	89.9	6.5 6.6	6.6		3.2 3.4	3.3		8.0 8.0	8.0	
5-Nov-08	Cloudy	Calm	16:24	Surface	1	27.4 27.5	27.5	7.8 8.1	8.0	31.5 31.5	31.5	99.9 97.2	98.6	6.5 6.6	6.6	6.5	2.8 2.9	2.9	3.2	10.0 10.0	10.0	13.5
				Middle	5	27.3 27.4	27.4	8.1 8.1	8.1	31.2 31.2	31.2	96.4 96.5	96.5	6.4 6.4	6.4		3.1 3.2	3.2		14.0 14.0	14.0	
				Bottom	9	27.3 27.3	27.3	8.0 8.0	8.0	31.2 31.1	31.2	94.3 93.3	93.8	6.2 6.2	6.2		3.4 3.5	3.5		17.0 16.0	16.5	
7-Nov-08	Fine	Calm	14:50	Surface	1	27.3 27.3	27.3	7.4 7.4	7.4	29.6 29.8	29.7	88.9 84.3	86.6	6.8 6.4	6.6	6.6	1.7 1.7	1.7	2.2	13.0 13.0	13.0	14.7
				Middle	5	27.0 27.0	27.0	8.3 8.0	8.2	29.9 30.1	30.0	82.6 87.2	84.9	6.3 6.6	6.5		2.3 2.3	2.3		12.0 12.0	12.0	
				Bottom	9	26.3 26.3	26.3	7.8 8.0	7.9	30.7 30.7	30.7	79.0 77.6	78.3	6.1 6.0	6.1		2.5 2.6	2.6		19.0 19.0	19.0	
10-Nov-08	Fine	Calm	16:02	Surface	1	26.0 26.0	26.0	7.5 7.5	7.5	30.9 31.0	31.0	87.0 85.4	86.2	6.9 6.7	6.8	6.8	2.4 2.4	2.4	2.7	6.0 6.0	6.0	6.3
				Middle	5	25.9 25.9	25.9	7.7 7.6	7.7	31.1 31.2	31.2	82.8 85.1	84.0	6.6 6.7	6.7		2.6 2.7	2.7		9.0 9.0	9.0	
				Bottom	9	25.5 25.5	25.5	7.9 8.2	8.1	31.5 31.5	31.5	80.6 79.7	80.2	6.4 6.4	6.4		3.0 3.0	3.0		4.0 4.0	4.0	
12-Nov-08	Fine	Calm	16:46	Surface	1	25.7 25.7	25.7	7.4 7.5	7.5	31.5 31.5	31.5	87.5 87.7	87.6	6.6 6.6	6.6	6.6	1.9 2.0	2.0	2.1	9.0 10.0	9.5	11.8
				Middle	5.5	25.5 25.5	25.5	8.1 7.9	8.0	31.5 31.5	31.5	88.5 88.4	88.5	6.5 6.4	6.5		2.0 2.1	2.1		12.0 12.0	12.0	
				Bottom	10	25.3 25.3	25.3	7.7 8.0	7.9	32.0 32.1	32.1	87.2 85.3	86.3	6.4 6.3	6.4		2.2 2.4	2.3		14.0 14.0	14.0	
14-Nov-08	Fine	Calm	17:25	Surface	1	25.4 25.4	25.4	8.1 7.8	8.0	31.6 31.6	31.6	92.1 92.7	92.4	6.4 6.5	6.5	6.5	2.3 2.5	2.4	2.7	12.0 11.0	11.5	13.2
				Middle	5.5	25.3 25.3	25.3	8.0 8.2	8.1	31.7 31.7	31.7	91.2 91.0	91.1	6.4 6.3	6.4		2.6 2.7	2.7		13.0 13.0	13.0	
				Bottom	10	25.3 25.3	25.3	8.3 8.6	8.5	32.0 32.0	32.0	89.8 88.5	89.2	6.2 6.2	6.2		2.9 2.9	2.9		15.0 15.0	15.0	
17-Nov-08	Sunny	Calm	10:25	Surface	1	25.5 25.5	25.5	7.8 8.0	7.9	31.6 31.6	31.6	89.8 90.1	90.0	6.5 6.6	6.6	6.5	2.1 2.3	2.2	2.4	7.0 7.0	7.0	10.2
				Middle	5.5	25.4 25.4	25.4	8.0 7.7	7.9	31.6 31.6	31.6	89.8 89.6	89.7	6.4 6.3	6.4		2.3 2.4	2.4		11.0 11.0	11.0	
				Bottom	10	25.3 25.3	25.3	7.9 8.2	8.1	32.0 32.1	32.1	88.4 86.8	87.6	6.3 6.3	6.3		2.5 2.6	2.6		13.0 12.0	12.5	
19-Nov-08	Fine	Calm	13:32	Surface	1	25.2 25.2	25.2	8.0 7.9	8.0	30.7 30.7	30.7	91.7 93.0	92.4	6.7 6.8	6.8	6.7	2.4 2.4	2.4	2.4	11.0 11.0	11.0	10.5
				Middle	5	25.3 25.3	25.3	8.1 8.1	8.1	30.8 30.8	30.8	89.6 89.6	89.6	6.6 6.6	6.6		2.4 2.4	2.4		10.0 10.0	10.0	
				Bottom	9	25.3 25.3	25.3	8.3 8.5	8.4	30.8 30.8	30.8	88.7 88.3	88.5	6.5 6.5	6.5		2.5 2.5	2.5		10.0 11.0	10.5	
21-Nov-08	Sunny	Calm	14:27	Surface	1	26.1 25.9	26.0	7.4 7.3	7.4	27.4 27.5	27.5	99.9 102.1	101.0	6.7 7.0	6.9	6.7	2.0 2.4	2.2	2.6	8.0 8.0	8.0	14.0
				Middle	5	25.5 25.4	25.5	7.4 7.4	7.4	28.4 28.6	28.5	98.3 98.8	93.6	6.8 6.2	6.5		2.6 2.6	2.6		16.0 16.0	16.0	
				Bottom	9	25.2 24.7	25.0	7.8 7.8	7.8	29.3 29.6	29.5	95.0 79.9	82.5	6.4 6.0	6.2		3.0 3.2	3.1		18.0 18.0	18.0	

**Water Quality Monitoring Results at Intake A - Mid-Flood Tide (with marine works and with silt curtain)**

Date	Weather Condition	Sea Condition**	Sampling Time	Depth (m)		Water Temperature (°C)		pH		Salinity ppt		DO Saturation (%)		Dissolved Oxygen (mg/L)			Turbidity(NTU)			Suspended Solids (mg/L)		
						Value	Average	Value	Average	Value	Average	Value	Average	Value	Average	DA*	Value	Average	DA*	Value	Average	DA*
24-Nov-08	Sunny	Calm	15:24	Surface	1	25.0	25.1	7.7	7.8	31.6	31.6	95.5	95.8	6.6	6.6	6.5	2.5	2.6	2.9	11.0	11.0	12.2
				Middle	5	25.0	25.0	7.9	7.9	31.6	31.6	93.4	93.2	6.4	6.4		2.8	2.9		12.0	12.0	
				Bottom	9	24.9	24.9	8.0	8.2	31.8	31.8	91.7	91.2	6.2	6.2		3.1	3.1		14.0	13.5	
26-Nov-08	Sunny	Calm	16:26	Surface	1	23.3	23.3	8.2	8.2	30.5	30.7	74.5	74.5	5.9	5.9	6.8	1.7	1.8	1.8	15.0	15.0	12.3
				Middle	5	24.0	24.0	8.2	8.2	28.5	28.5	102.5	100.6	7.7	7.6		1.4	1.4		12.0	12.0	
				Bottom	9	23.3	23.3	8.5	8.6	29.9	30.0	82.9	82.0	6.4	6.3		2.1	2.1		10.0	10.0	
28-Nov-08	Fine	Calm	17:23	Surface	1	22.9	22.9	7.2	7.3	33.8	33.8	96.1	96.2	6.8	6.8	6.8	2.1	2.1	2.2	10.0	10.0	12.3
				Middle	5	22.8	22.8	7.5	7.5	33.8	33.8	95.3	95.3	6.8	6.8		2.2	2.3		10.0	10.0	
				Bottom	9	22.8	22.8	7.7	7.9	33.8	33.8	94.5	94.5	6.7	6.7		2.3	2.3		17.0	17.0	
1-Dec-08	Sunny	Calm	09:22	Surface	1	22.5	22.5	7.3	7.4	34.1	34.1	100.6	100.6	7.2	7.2	7.1	1.2	1.3	2.1	12.0	12.0	13.3
				Middle	5	22.2	22.2	7.7	7.7	34.1	34.1	96.7	96.7	6.9	6.9		2.2	2.3		18.0	18.0	
				Bottom	9	22.2	22.2	7.8	7.9	34.1	34.1	96.0	96.0	6.9	6.9		2.6	2.7		10.0	10.0	
3-Dec-08	Sunny	Calm	15:39	Surface	1	22.5	22.5	7.9	8.0	30.6	30.9	86.2	84.4	6.4	6.2	6.6	2.0	2.1	2.3	7.0	7.0	7.3
				Middle	5	22.4	22.4	7.9	7.8	30.0	30.0	96.4	95.5	7.0	7.0		2.1	2.1		9.0	9.0	
				Bottom	9	22.4	22.4	7.9	8.1	30.8	30.8	86.4	86.0	6.0	6.2		2.5	2.6		6.0	6.0	
5-Dec-08	Sunny	Moderate	13:15	Surface	1	23.0	23.0	7.5	7.6	31.4	31.4	100.3	100.6	6.3	6.5	6.5	2.2	2.3	2.6	9.0	9.0	10.0
				Middle	5	22.9	22.9	8.0	8.0	31.4	31.4	96.8	96.4	6.5	6.5		2.5	2.6		9.0	9.0	
				Bottom	9	22.8	22.8	7.9	8.0	31.4	31.4	95.9	94.0	6.4	6.2		2.6	3.0		12.0	12.0	
8-Dec-08	Sunny	Calm	15:52	Surface	1	24.1	24.1	7.6	7.7	30.7	30.8	98.8	97.9	6.9	6.9	6.8	2.8	2.9	3.2	5.0	5.0	5.2
				Middle	5	23.9	23.9	7.9	7.8	30.9	31.0	94.2	95.3	6.6	6.7		3.2	3.3		5.0	5.0	
				Bottom	9	23.5	23.5	7.9	8.0	31.3	31.3	91.6	91.1	6.5	6.5		3.5	3.5		5.0	5.5	
10-Dec-08	Sunny	Calm	14:52	Surface	1	23.4	23.4	7.3	7.4	31.1	31.1	98.1	97.7	7.2	7.2	7.2	2.3	2.4	2.7	10.0	10.0	9.0
				Middle	5.5	23.2	23.2	7.7	7.6	31.2	31.2	96.3	96.8	7.1	7.1		2.6	2.7		6.0	6.0	
				Bottom	10	22.9	22.9	7.5	7.7	31.6	31.7	94.4	93.7	6.9	6.9		2.8	2.9		11.0	11.0	
12-Dec-08	Sunny	Calm	16:31	Surface	1	23.5	23.5	8.2	8.2	30.7	30.7	104.3	104.3	6.3	6.6	6.7	2.7	2.8	3.1	7.0	7.5	11.0
				Middle	5	23.2	23.3	8.2	8.2	30.8	30.8	99.9	99.2	6.7	6.7		2.9	3.0		10.0	10.0	
				Bottom	9	23.1	23.1	8.5	8.6	30.8	30.8	96.8	96.1	6.3	6.4		3.3	3.5		16.0	15.5	
15-Dec-08	Sunny	Moderate	10:21	Surface	1	23.2	23.3	7.8	7.9	31.0	31.0	102.3	102.4	6.6	6.8	6.9	2.4	2.5	2.8	6.0	6.0	8.0
				Middle	5	23.1	23.1	7.9	7.9	31.1	31.1	98.3	97.8	6.9	6.9		2.7	2.8		11.0	11.0	
				Bottom	9	23.0	23.0	8.0	8.1	31.1	31.1	95.6	95.0	6.5	6.6		3.1	3.2		7.0	7.0	
17-Dec-08	Sunny	Calm	11:18	Surface	1	23.3	23.3	7.7	7.8	30.4	30.4	108.6	108.4	7.1	7.1	7.0	2.6	2.7	3.0	3.0	3.0	3.2
				Middle	5	23.0	23.0	7.9	7.9	30.5	30.5	103.4	102.5	6.8	6.8		2.8	2.9		3.0	3.5	
				Bottom	9	22.8	22.8	8.0	8.1	30.4	30.4	99.6	98.8	6.6	6.6		3.3	3.5		3.0	3.0	
19-Dec-08	Sunny	Calm	12:45	Surface	1	22.6	22.6	7.9	7.9	32.2	32.2	93.2	93.9	6.2	6.3	6.4	3.4	3.4	3.4	7.0	7.0	6.5
				Middle	5	22.7	22.7	8.1	8.1	32.3	32.3	95.1	95.1	6.5	6.5		3.4	3.4		4.0	4.5	
				Bottom	9	22.7	22.7	8.3	8.4	32.3	32.3	90.2	90.0	6.0	6.0		3.5	3.5		8.0	8.0	

**Water Quality Monitoring Results at Intake A - Mid-Flood Tide (with marine works and with silt curtain)**

Date	Weather Condition	Sea Condition**	Sampling Time	Depth (m)		Water Temperature (°C)		pH		Salinity ppt		DO Saturation (%)		Dissolved Oxygen (mg/L)			Turbidity(NTU)			Suspended Solids (mg/L)		
						Value	Average	Value	Average	Value	Average	Value	Average	Value	Average	DA*	Value	Average	DA*	Value	Average	DA*
22-Dec-08	Sunny	Calm	14:31	Surface	1	22.0	22.0	7.6	7.7	29.9	30.6	96.6	96.3	6.5	6.5	6.4	3.0	2.9	3.2	6.0	6.5	6.5
				Middle	4.5	22.1	22.1	8.2	7.9	31.3	31.3	90.1	90.0	6.4	6.2		2.8	3.2		6.0	6.0	
				Bottom	8	22.0	22.0	7.7	8.0	31.2	31.3	89.8	90.2	6.0	6.2		3.4	3.5		7.0	7.0	
24-Dec-08	Sunny	Calm	15:42	Surface	1	22.4	22.4	7.4	7.4	29.6	29.6	94.5	92.6	7.1	7.0	6.7	2.4	2.4	2.4	3.0	3.0	3.3
				Middle	5	22.3	22.3	7.7	7.7	29.6	29.6	82.6	81.7	6.3	6.3		2.4	2.4		4.0	4.0	
				Bottom	9	22.1	22.1	7.7	7.9	30.1	30.2	80.8	78.7	6.2	6.2		2.5	2.5		3.0	3.0	
27-Dec-08	Sunny	Calm	08:26	Surface	1	21.6	21.6	7.5	7.6	29.7	29.7	93.8	92.6	6.8	6.8	6.5	1.2	1.2	1.7	6.0	6.5	8.5
				Middle	5	21.5	21.5	8.2	7.9	29.9	29.9	83.5	83.3	6.2	6.2		1.8	1.8		12.0	12.0	
				Bottom	9	21.5	21.5	7.6	8.1	29.9	29.9	81.5	81.5	6.0	6.0		2.0	2.1		7.0	7.0	
29-Dec-08	Cloudy	Moderate	08:47	Surface	1	19.7	19.7	7.8	7.6	34.1	34.1	93.3	93.4	7.0	7.0	7.0	2.2	2.2	2.4	7.0	7.5	8.8
				Middle	5	19.6	19.6	8.0	7.7	34.1	34.2	91.3	91.4	6.8	6.9		2.0	2.2		11.0	11.0	
				Bottom	9	19.6	19.6	8.0	7.8	34.2	34.2	81.5	81.9	6.1	6.2		2.7	2.7		8.0	8.0	
31-Dec-08	Cloudy	Calm	08:36	Surface	1	22.6	22.6	8.0	8.0	31.5	31.5	87.5	87.6	6.6	6.6	6.6	3.4	3.4	3.4	10.0	10.5	11.5
				Middle	5.5	22.7	22.7	8.1	8.1	31.5	31.5	88.5	88.5	6.5	6.5		3.4	3.4		14.0	14.0	
				Bottom	10	22.7	22.7	8.3	8.3	32.0	32.1	87.2	86.3	6.4	6.4		3.5	3.5		10.0	10.0	
2-Jan-09	Fine	Calm	11:21	Surface	1	22.3	22.3	7.8	7.8	29.5	29.5	99.4	97.5	7.5	7.4	7.1	2.3	2.3	2.3	15.0	15.0	12.7
				Middle	5	22.2	22.2	8.1	7.9	29.5	29.5	87.5	86.6	6.7	6.7		2.3	2.3		11.0	11.0	
				Bottom	9	22.0	22.0	7.9	8.2	30.0	30.1	85.7	79.7	6.2	6.2		2.4	2.4		12.0	12.0	
5-Jan-09	Sunny	Calm	12:46	Surface	1	21.9	21.9	7.6	7.7	30.0	30.7	98.0	99.4	6.7	6.8	6.7	1.5	1.4	1.7	8.0	8.0	9.2
				Middle	4.5	21.9	21.9	8.1	7.9	31.4	31.4	94.9	94.8	6.7	6.6		1.6	1.7		8.0	8.0	
				Bottom	8	21.9	21.9	7.7	8.0	31.3	31.4	94.6	94.0	6.4	6.3		1.9	2.0		11.0	11.5	
7-Jan-09	Sunny	Moderate	13:48	Surface	1	20.5	20.5	7.3	7.4	33.1	33.1	95.4	94.8	7.0	7.0	6.9	2.5	2.5	3.0	8.0	8.0	7.5
				Middle	5	20.2	20.2	7.8	7.6	33.3	33.3	91.6	91.1	6.7	6.7		3.1	3.1		8.0	8.0	
				Bottom	9	19.5	19.5	7.5	7.7	33.9	33.9	82.3	81.6	6.1	6.1		3.3	3.4		6.0	6.5	
9-Jan-09	Sunny	Moderate	15:16	Surface	1	20.1	20.1	7.7	7.7	31.1	31.1	98.4	98.6	6.8	6.8	6.7	3.2	3.3	3.5	12.0	12.0	11.2
				Middle	5	19.9	19.9	7.8	7.8	31.1	31.1	94.7	94.3	6.6	6.6		3.3	3.4		11.0	10.5	
				Bottom	9	19.8	19.8	7.8	8.0	31.1	31.1	92.4	91.9	6.4	6.4		3.6	3.7		11.0	11.0	
12-Jan-09	Sunny	Moderate	08:08	Surface	1	20.1	20.1	7.4	7.5	34.6	34.6	87.7	87.8	6.5	6.5	6.5	2.9	2.9	2.9	10.0	10.0	8.5
				Middle	5.5	20.2	20.2	7.8	7.6	34.6	34.6	88.7	88.7	6.4	6.4		2.9	2.9		8.0	7.5	
				Bottom	10	20.2	20.2	7.7	7.9	35.1	35.2	87.4	86.5	6.3	6.3		3.0	3.0		8.0	8.0	
14-Jan-09	Sunny	Moderate	09:37	Surface	1	16.6	16.6	8.7	8.4	33.9	33.9	93.2	93.3	6.9	6.9	6.8	1.9	1.9	2.2	9.0	9.0	10.5
				Middle	5	16.3	16.3	8.7	8.5	33.9	34.0	91.0	91.2	6.6	6.7		2.0	2.0		10.0	9.5	
				Bottom	9	16.4	16.4	8.9	8.6	33.9	34.0	82.3	82.0	6.0	6.1		2.5	2.6		13.0	13.0	
16-Jan-09	Sunny	Moderate	10:58	Surface	1	16.3	16.3	8.1	7.9	31.7	31.7	99.0	98.7	6.8	6.8	6.4	4.3	4.3	4.0	14.0	14.0	10.7
				Middle	5	16.7	16.7	8.2	8.1	32.2	32.2	85.5	85.5	5.9	5.9		4.2	4.2		11.0	11.0	
				Bottom	9	16.6	16.6	7.8	8.1	32.4	32.4	86.9	86.5	6.3	6.3		3.6	3.6		7.0	7.0	

**Water Quality Monitoring Results at Intake A - Mid-Flood Tide (with marine works and with silt curtain)**

Date	Weather Condition	Sea Condition**	Sampling Time	Depth (m)		Water Temperature (°C)		pH		Salinity ppt		DO Saturation (%)		Dissolved Oxygen (mg/L)			Turbidity(NTU)			Suspended Solids (mg/L)			
						Value	Average	Value	Average	Value	Average	Value	Average	Value	Average	DA*	Value	Average	DA*	Value	Average	DA*	
19-Jan-09	Fine	Moderate	12:24	Surface	1	16.4 16.4	16.4	8.5 8.1	8.3	33.9 34.0	34.0	93.0 93.2	93.1	6.8 6.7	6.8	6.8	6.8	1.9 1.8	1.9	2.1	7.0 7.0	7.0	7.0
				Middle	5	16.5 16.4	16.5	8.8 8.1	8.5	33.9 34.1	34.0	91.1 91.3	91.2	6.7 6.8	6.8	1.9 2.1		2.0	5.0 5.0		5.0		
				Bottom	9	16.3 16.3	16.3	8.9 8.2	8.6	34.1 33.9	34.0	81.4 82.0	81.7	6.0 6.1	6.1	2.4 2.5		2.5	9.0 9.0		9.0		
21-Jan-09	Sunny	Moderate	09:51	Surface	1	20.2 20.2	20.2	7.6 7.8	7.7	34.0 33.8	33.9	101.4 100.8	101.1	7.1 6.9	7.0	6.8	0.9 0.8	0.9	1.2	3.0 <2.5	2.8	2.8	
				Middle	5	19.5 19.5	19.5	7.8 7.7	7.8	33.8 33.8	33.8	100.2 99.6	99.9	6.6 6.6	6.6		1.2 1.1	1.2		<2.5 <2.5	<2.5		
				Bottom	9	19.5 19.5	19.5	8.2 8.0	8.1	33.8 33.8	33.8	99.0 98.4	98.7	6.6 6.6	6.6		1.5 1.5	1.5		3.0 3.0	3.0		
23-Jan-09	Sunny	Calm	10:27	Surface	1	21.6 21.6	21.6	7.8 7.7	7.8	34.9 34.9	34.9	96.5 97.4	97.0	6.3 6.5	6.4	6.4	2.1 2.3	2.2	2.5	3.0 4.0	3.5	3.2	
				Middle	5	21.5 21.5	21.5	7.9 7.6	7.8	35.0 35.0	35.0	93.7 93.3	93.5	6.3 6.3	6.3		2.4 2.5	2.5		3.0 3.0	3.0		
				Bottom	9	21.5 21.5	21.5	8.0 7.8	7.9	35.1 35.0	35.1	92.1 91.4	91.8	6.1 6.1	6.1		2.7 2.7	2.7		3.0 3.0	3.0		
29-Jan-09	Fine	Calm	08:27	Surface	1	18.5 18.5	18.5	8.0 7.8	7.9	29.6 30.9	30.3	94.7 97.5	96.1	6.5 6.6	6.6	6.5	2.7 2.5	2.6	2.9	12.0 12.0	12.0	10.3	
				Middle	4.5	18.6 18.6	18.6	8.4 8.1	8.3	31.0 30.8	30.9	91.6 91.3	91.5	6.6 6.2	6.4		2.8 2.9	2.9		9.0 9.0	9.0		
				Bottom	8	18.5 18.5	18.5	8.4 8.2	8.3	30.9 31.0	31.0	90.7 90.7	90.7	6.2 6.2	6.2		3.1 3.3	3.2		10.0 10.0	10.0		
31-Jan-09	Sunny	Calm	09:13	Surface	1	17.2 17.2	17.2	7.7 7.8	7.8	31.5 31.5	31.5	101.6 102.3	102.0	6.5 6.8	6.7	6.7	2.8 2.9	2.9	3.2	12.0 12.0	12.0	12.2	
				Middle	5	17.1 17.1	17.1	8.0 7.8	7.9	31.5 31.5	31.5	98.4 97.7	98.1	6.6 6.6	6.6		3.2 3.3	3.3		16.0 15.0	15.5		
				Bottom	9	17.1 17.1	17.1	8.0 8.4	8.2	31.5 31.5	31.5	96.4 95.5	96.0	6.3 6.4	6.4		3.5 3.5	3.5		9.0 9.0	9.0		

Remarks: The reporting limit for laboratory analysis of suspended solids is 2.5 mg/L. For the results below the reporting limit, the SS level will be taken as 2.5 mg/L.  
 \* DA: Depth-Averaged  
 \*\* Calm: Small or no wave; Moderate: Between calm and rough; Rough : White capped or rougher

### Water Quality Monitoring Results at Intake B - Mid-Ebb Tide (with marine works and with silt curtain)

Date	Weather Condition	Sea Condition**	Sampling Time	Depth (m)		Water Temperature (°C)		pH		Salinity ppt		DO Saturation (%)		Dissolved Oxygen (mg/L)			Turbidity (NTU)			Suspended Solids (mg/L)		
						Value	Average	Value	Average	Value	Average	Value	Average	Value	Average	DA*	Value	Average	DA*	Value	Average	DA*
3-Jun-08	Cloudy	Moderate	12:46	Surface	1	26.1	26.1	7.5	7.5	48.9	48.9	98.0	97.8	6.7	6.7	6.7	2.6	2.5	3.1	22.0	22.0	20.7
				Middle	5.5	26.1	26.1	7.5	7.5	48.9	48.9	96.9	96.8	6.6	6.6		3.2	3.3		25.0	25.0	
				Bottom	10	26.1	26.1	7.5	7.5	48.9	48.9	95.9	95.9	6.5	6.5		3.7	3.3		15.0	15.0	
5-Jun-08	Cloudy	Moderate	13:13	Surface	1	26.3	26.3	7.4	7.4	29.7	29.7	95.0	95.2	6.7	6.7	6.7	8.9	8.9	7.7	16.0	16.0	13.0
				Middle	6	26.2	26.2	7.4	7.4	29.9	30.0	95.4	95.5	6.7	6.7		8.2	8.0		8.0	8.0	
				Bottom	11	26.2	26.2	7.4	7.4	30.4	30.6	95.8	95.7	6.4	6.4		6.7	5.9		6.3	15.0	
7-Jun-08	Rainy	Rough	15:12	Surface	1	26.2	26.2	7.5	7.5	30.7	30.7	104.0	103.8	7.4	7.4	7.3	1.6	1.6	1.8	11.0	11.0	10.8
				Middle	6	26.0	26.0	7.4	7.5	31.1	31.1	101.6	101.2	7.2	7.2		1.5	1.6		1.6	10.5	
				Bottom	11	25.8	25.8	7.4	7.4	31.6	31.7	97.4	96.9	7.0	7.0		2.0	2.3		2.2	11.0	
10-Jun-08	Sunny	Calm	17:38	Surface	1	26.8	26.8	7.4	7.4	22.6	22.6	100.8	100.8	7.1	7.1	7.1	1.5	1.5	1.5	9.0	9.0	10.7
				Middle	5.5	26.8	26.8	7.3	7.3	22.6	22.6	101.3	101.2	7.1	7.1		1.5	1.5		7.0	7.0	
				Bottom	10	26.8	26.8	7.3	7.3	22.6	22.7	100.7	100.9	7.1	7.1		1.5	1.5		16.0	16.0	
12-Jun-08	Cloudy	Moderate	08:15	Surface	1	26.7	26.7	7.6	7.6	28.2	28.3	99.7	99.7	7.7	7.7	8.1	3.6	3.6	4.0	9.0	9.0	9.8
				Middle	6	26.8	26.8	7.6	7.6	28.2	28.2	109.8	109.1	8.4	8.4		4.4	4.4		5.0	5.5	
				Bottom	11	26.7	26.7	7.5	7.5	28.3	28.3	107.0	107.0	8.4	8.4		4.0	4.0		15.0	15.0	
14-Jun-08	Cloudy	Moderate	10:34	Surface	1	26.6	26.6	7.6	7.6	30.4	30.4	97.9	97.9	8.1	8.1	8.1	3.8	3.9	4.6	16.0	16.0	12.5
				Middle	6	26.6	26.6	7.6	7.6	30.4	30.4	97.7	97.7	8.1	8.1		4.2	4.2		11.0	11.0	
				Bottom	11	26.6	26.6	7.5	7.5	30.4	30.4	97.5	97.6	8.1	8.1		5.7	5.7		10.0	10.5	
16-Jun-08	Cloudy	Moderate	11:59	Surface	1	27.0	27.0	7.6	7.6	20.1	20.1	94.4	94.5	8.0	8.0	7.8	6.3	6.3	6.5	10.0	10.0	10.2
				Middle	5.5	26.4	26.4	7.6	7.6	25.1	25.2	89.2	87.8	7.5	7.5		6.4	6.4		14.0	14.0	
				Bottom	10	26.2	26.2	7.6	7.6	27.2	27.2	80.7	80.1	6.9	6.9		6.9	6.8		6.9	6.0	
18-Jun-08	Cloudy	Moderate	12:47	Surface	1	26.3	26.3	7.6	7.6	22.1	22.1	93.6	93.6	6.9	6.9	6.8	3.8	3.8	3.7	12.0	12.0	11.7
				Middle	6	26.2	26.2	7.6	7.6	22.3	22.3	90.4	90.4	6.6	6.6		3.5	3.5		12.0	12.0	
				Bottom	11	26.0	26.0	7.5	7.5	22.4	22.4	88.4	88.4	6.5	6.5		3.8	3.7		3.8	11.0	
20-Jun-08	Fine	Calm	13:35	Surface	1	26.2	26.2	7.4	7.4	30.4	30.4	85.0	85.2	6.6	6.6	6.6	1.9	1.8	2.8	5.0	5.0	11.3
				Middle	6	26.2	26.2	7.4	7.4	30.3	30.3	85.4	85.5	6.6	6.6		2.7	2.8		14.0	14.0	
				Bottom	11	26.0	26.1	7.4	7.4	30.5	30.4	85.8	85.6	6.7	6.7		3.8	3.7		3.8	15.0	
23-Jun-08	Fine	Calm	15:25	Surface	1	28.5	28.5	7.5	7.5	23.7	23.8	145.2	143.9	9.2	9.4	10.1	3.5	3.5	3.5	10.0	10.0	14.3
				Middle	6.5	27.4	27.4	7.5	7.5	24.6	24.7	164.5	163.5	10.8	10.8		3.4	3.4		14.0	14.0	
				Bottom	12	27.0	27.0	7.4	7.4	25.2	25.3	141.3	140.4	9.3	9.3		3.6	3.6		19.0	19.0	

### Water Quality Monitoring Results at Intake B - Mid-Ebb Tide (with marine works and with silt curtain)

Date	Weather Condition	Sea Condition**	Sampling Time	Depth (m)		Water Temperature (°C)		pH		Salinity ppt		DO Saturation (%)		Dissolved Oxygen (mg/L)		Turbidity(NTU)			Suspended Solids (mg/L)			
						Value	Average	Value	Average	Value	Average	Value	Average	Value	Average	DA*	Value	Average	DA*	Value	Average	DA*
26-Jun-08	Rainy	Moderate	16:53	Surface	1	26.0	26.0	7.4	7.4	22.7	22.7	93.4	93.2	6.9	6.9	6.8	2.0	2.0	2.0	10.0	10.0	7.8
				Middle	4.5	26.0	26.0	7.4	7.4	23.1	23.1	88.9	88.8	6.6	6.6		1.9	1.9		7.0	7.0	
				Bottom	8	25.9	25.9	7.4	7.4	23.4	23.4	85.2	85.1	6.3	6.3		2.2	2.2		6.0	7.0	
28-Jun-08	Rainy	Calm	08:39	Surface	1	27.4	27.4	7.7	7.7	19.8	19.8	102.0	102.0	7.2	7.2	6.7	3.3	3.4	3.3	6.0	6.0	9.7
				Middle	6	26.6	26.6	7.7	7.7	22.2	22.2	85.9	85.9	6.1	6.1		2.6	2.6		11.0	11.0	
				Bottom	11	25.6	25.6	7.7	7.7	28.2	28.6	79.2	79.3	6.4	6.4		3.8	3.9		12.0	12.0	
30-Jun-08	Rainy	Calm	09:58	Surface	1	25.5	25.5	7.6	7.6	23.1	23.1	89.1	89.1	6.7	6.7	6.6	3.4	3.4	3.4	22.0	22.0	25.3
				Middle	6	25.4	25.4	7.6	7.6	25.2	25.2	85.1	85.5	6.4	6.4		3.3	3.3		26.0	26.0	
				Bottom	11	25.3	25.3	7.6	7.6	25.6	25.6	80.9	80.9	6.0	6.0		3.4	3.5		28.0	28.0	
2-Jul-08	Sunny	Calm	12:33	Surface	1	27.0	27.0	7.5	7.5	21.6	21.6	102.9	102.9	7.3	7.3	6.9	0.9	0.9	0.7	9.0	9.0	8.8
				Middle	6	26.7	26.7	7.5	7.5	22.8	22.8	90.9	90.6	6.4	6.4		0.5	0.5		8.0	8.5	
				Bottom	11	26.3	26.3	7.5	7.6	24.6	24.6	89.5	89.4	6.3	6.3		0.6	0.6		9.0	9.0	
4-Jul-08	Sunny	Calm	13:35	Surface	1	27.1	27.1	7.5	7.5	25.9	25.9	106.7	106.8	7.7	7.7	7.5	0.7	0.8	1.1	7.0	7.0	7.0
				Middle	6	26.2	26.1	7.5	7.5	28.5	28.6	98.9	99.0	7.1	7.2		1.0	1.0		6.0	5.5	
				Bottom	11	25.5	25.5	7.5	7.5	29.5	29.5	81.0	80.2	6.3	6.3		1.6	1.6		8.0	8.5	
7-Jul-08	Sunny	Calm	16:18	Surface	1	26.9	26.9	7.6	7.6	22.5	22.5	104.5	104.6	7.4	7.4	7.4	1.5	1.5	1.5	6.0	5.5	6.5
				Middle	6	26.9	26.9	7.6	7.6	22.5	22.5	104.7	104.7	7.4	7.4		1.5	1.5		5.0	5.0	
				Bottom	11	26.8	26.8	7.6	7.6	22.9	24.0	104.4	104.2	7.3	7.3		1.5	1.6		9.0	9.0	
9-Jul-08	Cloudy	Calm	16:58	Surface	1	25.9	25.9	7.5	7.5	25.6	25.6	89.2	89.2	6.6	6.6	6.4	1.4	1.4	1.3	5.0	5.0	5.7
				Middle	6	25.9	25.9	7.5	7.5	25.9	25.9	83.8	83.6	6.2	6.2		1.3	1.3		6.0	6.0	
				Bottom	11	25.7	25.7	7.5	7.5	26.6	26.6	85.8	85.9	6.2	6.2		1.1	1.1		6.0	6.0	
11-Jul-08	Cloudy	Calm	08:43	Surface	1	27.1	27.1	7.6	7.6	22.0	22.0	101.7	101.7	7.2	7.2	7.1	1.8	1.8	1.8	5.0	5.0	5.0
				Middle	6	27.0	27.0	7.6	7.6	22.5	22.5	99.0	99.0	7.0	7.0		1.6	1.7		7.0	7.0	
				Bottom	11	26.1	26.1	7.6	7.6	26.2	26.2	86.3	86.3	6.0	6.0		1.9	1.9		3.0	3.0	
14-Jul-08	Sunny	Calm	10:37	Surface	1	26.3	26.3	7.6	7.6	21.0	21.1	112.6	111.9	8.1	8.1	7.4	2.6	2.5	3.1	6.0	6.0	6.2
				Middle	6	25.2	25.2	7.6	7.6	26.8	26.8	95.0	95.1	6.7	6.7		3.2	3.3		10.0	9.5	
				Bottom	11	25.1	25.0	7.6	7.6	29.7	29.9	90.5	90.6	6.3	6.3		3.7	3.5		3.0	3.0	
16-Jul-08	Cloudy	Calm	11:52	Surface	1	28.7	28.7	7.6	7.6	16.2	16.3	139.2	139.0	10.0	10.0	8.7	1.4	1.4	1.2	5.0	5.0	5.7
				Middle	6	26.3	26.8	7.5	7.6	22.8	21.1	99.8	101.4	7.2	7.3		1.2	1.2		6.0	6.0	
				Bottom	11	24.7	24.8	7.6	7.6	30.6	30.5	88.3	87.6	6.0	6.0		0.9	0.9		6.0	6.0	



### Water Quality Monitoring Results at Intake B - Mid-Ebb Tide (with marine works and with silt curtain)

Date	Weather Condition	Sea Condition**	Sampling Time	Depth (m)		Water Temperature (°C)		pH		Salinity ppt		DO Saturation (%)		Dissolved Oxygen (mg/L)			Turbidity(NTU)			Suspended Solids (mg/L)		
						Value	Average	Value	Average	Value	Average	Value	Average	Value	Average	DA*	Value	Average	DA*	Value	Average	DA*
18-Jul-08	Sunny	Calm	12:24	Surface	1	27.7 27.7	27.7	7.6 7.6	7.6	22.5 22.5	22.5	135.7 137.0	136.4	9.4 9.5	9.5	8.3	1.1 1.1	1.1	1.8	8.0 8.0	8.0	10.3
				Middle	6	26.8 26.8	26.8	7.6 7.6	7.6	24.4 24.3	24.4	100.2 100.1	100.2	7.0 7.0	7.0		1.0 1.0	1.0		10.0 10.0	10.0	
				Bottom	11	25.6 25.6	25.6	7.6 7.6	7.6	28.0 28.0	28.0	88.7 89.1	88.9	6.1 6.1	6.1		3.1 3.3	3.2		13.0 13.0	13.0	
21-Jul-08	Sunny	Calm	14:48	Surface	1	26.6 26.6	26.6	7.5 7.5	7.5	27.3 27.3	27.3	136.0 135.3	135.7	9.4 9.3	9.4	7.9	1.5 1.5	1.5	1.5	5.0 5.0	5.0	5.2
				Middle	6	25.1 25.1	25.1	7.5 7.5	7.5	30.5 30.4	30.5	92.2 92.1	92.2	6.4 6.4	6.4		1.5 1.5	1.5		3.0 4.0	3.5	
				Bottom	11	25.0 25.0	25.0	7.5 7.5	7.5	30.7 30.7	30.7	90.9 99.1	95.0	6.0 6.1	6.1		1.5 1.7	1.6		7.0 7.0	7.0	
23-Jul-08	Sunny	Calm	15:58	Surface	1	28.2 28.0	28.1	7.7 7.7	7.7	24.0 24.1	24.1	98.5 98.4	98.5	6.8 6.8	6.8	7.3	1.3 1.3	1.3	1.7	8.0 8.0	8.0	10.8
				Middle	6	28.0 28.0	28.0	7.8 7.8	7.8	24.2 24.2	24.2	105.7 104.7	105.2	7.7 7.6	7.7		1.0 1.1	1.1		7.0 8.0	7.5	
				Bottom	11	25.0 25.4	25.2	7.8 7.8	7.8	29.7 28.8	29.3	95.2 95.2	95.2	6.7 6.7	6.7		2.8 2.8	2.8		17.0 17.0	17.0	
25-Jul-08	Sunny	Calm	15:43	Surface	1	28.6 28.3	28.5	8.1 7.9	8.0	26.3 26.4	26.4	98.8 99.4	99.1	7.8 7.9	7.9	8.1	1.1 1.1	1.1	1.4	7.0 7.0	7.0	7.2
				Middle	4.5	27.3 27.3	27.3	7.2 8.0	7.6	27.2 27.1	27.2	104.9 99.9	102.4	8.5 8.1	8.3		1.4 1.4	1.4		6.0 5.0	5.5	
				Bottom	8	26.2 26.0	26.1	7.4 7.9	7.7	29.2 29.5	29.4	70.1 70.3	70.2	6.1 6.2	6.2		1.7 1.8	1.8		9.0 9.0	9.0	
28-Jul-08	Sunny	Calm	08:03	Surface	1	26.4 26.3	26.4	9.1 8.6	8.9	30.0 30.0	30.0	105.1 106.8	106.0	8.6 8.7	8.7	8.1	0.5 0.5	0.5	0.7	6.0 6.0	6.0	6.2
				Middle	6	25.3 25.3	25.3	8.9 8.6	8.8	31.3 31.3	31.3	98.1 98.4	98.3	7.4 7.4	7.4		0.6 0.5	0.6		7.0 7.0	7.0	
				Bottom	11	24.3 24.1	24.2	7.7 8.4	8.1	32.9 33.2	33.1	106.9 104.9	105.9	8.1 8.1	8.1		0.8 1.0	0.9		5.0 6.0	5.5	
30-Jul-08	Sunny	Calm	10:55	Surface	1	25.6 25.6	25.6	8.2 8.2	8.2	29.8 30.0	29.9	94.0 94.0	94.0	6.5 6.5	6.5	6.4	0.4 0.4	0.4	0.4	7.0 8.0	7.5	8.8
				Middle	5.5	25.6 25.6	25.6	8.2 8.2	8.2	31.2 31.2	31.2	91.7 91.1	91.4	6.3 6.3	6.3		0.3 0.3	0.3		9.0 9.0	9.0	
				Bottom	10	25.2 25.1	25.2	7.8 7.8	7.8	31.5 31.5	31.5	88.4 88.2	88.3	6.1 6.1	6.1		0.5 0.6	0.6		10.0 10.0	10.0	
1-Aug-08	Sunny	Calm	12:40	Surface	1	25.4 25.4	25.4	8.0 8.0	8.0	30.0 30.0	30.0	106.4 106.2	106.3	7.4 7.4	7.4	7.0	0.7 0.7	0.7	0.8	5.0 5.0	5.0	4.8
				Middle	6	24.2 24.1	24.2	7.4 7.4	7.4	31.9 31.9	31.9	88.5 88.5	88.5	6.5 6.5	6.5		0.8 0.8	0.8		5.0 5.0	5.0	
				Bottom	11	23.9 23.9	23.9	7.8 7.8	7.8	32.3 32.3	32.3	85.1 85.1	85.1	6.3 6.3	6.3		0.8 0.8	0.8		4.0 5.0	4.5	
4-Aug-08	Fine	Calm	14:48	Surface	1	25.2 25.2	25.2	8.0 7.5	7.8	29.6 29.6	29.6	90.5 90.5	90.5	7.3 7.3	7.3	7.0	1.5 1.5	1.5	1.7	5.0 5.0	5.0	5.8
				Middle	6	24.6 24.6	24.6	8.1 7.7	7.9	31.2 31.2	31.2	81.4 81.4	81.4	6.7 6.7	6.7		1.2 1.2	1.2		5.0 5.0	5.0	
				Bottom	11	24.0 24.0	24.0	7.3 7.1	7.2	32.2 32.3	32.3	70.9 70.9	70.9	6.1 6.1	6.1		2.3 2.4	2.4		8.0 7.0	7.5	
7-Aug-08	Cloudy	Calm	16:17	Surface	1	25.0 24.9	25.0	7.2 7.9	7.6	31.6 31.7	31.7	105.9 103.8	104.9	7.6 7.5	7.6	7.4	1.6 1.8	1.7	3.7	8.0 8.0	8.0	7.8
				Middle	6	24.8 24.8	24.8	8.4 7.6	8.0	31.9 31.9	31.9	98.4 97.7	98.1	7.1 7.1	7.1		3.7 3.7	3.7		10.0 10.0	10.0	
				Bottom	11	24.9 24.9	24.9	8.1 8.4	8.3	32.1 32.1	32.1	96.0 96.0	96.0	6.9 6.9	6.9		5.6 5.9	5.8		5.0 6.0	5.5	
9-Aug-08	Sunny	Calm	17:23	Surface	1	27.5 27.4	27.5	7.6 7.6	7.6	31.5 31.5	31.5	106.9 101.3	104.1	7.6 7.2	7.4	7.3	1.1 1.1	1.1	1.3	4.0 4.0	4.0	4.7
				Middle	6	26.9 26.8	26.9	8.1 8.1	8.1	31.5 31.5	31.5	98.6 98.2	98.4	7.1 7.1	7.1		1.5 1.5	1.5		6.0 6.0	6.0	
				Bottom	11	26.2 26.2	26.2	7.8 7.8	7.8	31.4 31.4	31.4	92.4 91.7	92.1	6.8 6.7	6.8		1.2 1.2	1.2		4.0 4.0	4.0	

### Water Quality Monitoring Results at Intake B - Mid-Ebb Tide (with marine works and with silt curtain)

Date	Weather Condition	Sea Condition**	Sampling Time	Depth (m)		Water Temperature (°C)		pH		Salinity ppt		DO Saturation (%)		Dissolved Oxygen (mg/L)			Turbidity(NTU)			Suspended Solids (mg/L)		
						Value	Average	Value	Average	Value	Average	Value	Average	Value	Average	DA*	Value	Average	DA*	Value	Average	DA*
11-Aug-08	Rainy	Calm	09:43	Surface	1	26.2 26.3	26.3	8.2 8.6	8.4	30.5 30.4	30.5	98.8 98.6	98.7	7.2 7.2	7.2	6.8	1.4 1.2	1.3	1.5	8.0 8.0	8.0	6.0
				Middle	6	26.5 26.5	26.5	8.6 7.8	8.2	31.3 31.4	31.4	87.6 87.5	87.6	6.4 6.4	6.4		1.5 1.5	1.5		3.0 3.0	3.0	
				Bottom	11	26.6 26.6	26.6	7.8 7.9	7.9	31.5 31.5	31.5	84.6 84.6	84.6	6.2 6.2	6.2		1.6 1.6	1.6		7.0 7.0	7.0	
13-Aug-08	Sunny	Calm	10:54	Surface	1	27.0 27.0	27.0	8.8 8.8	8.8	30.3 30.3	30.3	105.0 104.2	104.6	7.2 7.2	7.2	6.9	1.2 1.2	1.2	2.0	5.0 5.0	5.0	5.3
				Middle	6	26.6 26.6	26.6	8.2 8.3	8.3	31.3 31.3	31.3	93.5 91.9	92.7	6.5 6.4	6.5		1.8 1.9	1.9		6.0 6.0	6.0	
				Bottom	11	26.6 26.6	26.6	8.0 8.6	8.3	31.4 31.4	31.4	88.6 88.6	88.6	6.1 6.1	6.1		3.0 3.0	3.0		5.0 5.0	5.0	
15-Aug-08	Sunny	Calm	11:34	Surface	1	27.5 27.5	27.5	8.7 8.8	8.8	26.4 26.8	26.6	103.7 103.3	103.5	7.1 7.0	7.1	6.9	0.6 0.5	0.6	0.6	4.0 4.0	4.0	5.8
				Middle	6	27.3 27.2	27.3	8.2 8.6	8.4	27.1 27.2	27.2	97.3 96.6	97.0	6.6 6.6	6.6		0.5 0.5	0.5		8.0 7.0	7.5	
				Bottom	11	26.6 26.6	26.6	8.6 8.3	8.5	30.3 30.3	30.3	85.3 86.6	86.0	6.1 6.1	6.1		0.8 0.8	0.8		6.0 6.0	6.0	
18-Aug-08	Sunny	Calm	13:50	Surface	1	28.3 28.3	28.3	7.6 7.8	7.7	26.7 26.6	26.7	113.5 112.9	113.2	8.0 8.0	8.0	7.6	1.2 1.2	1.2	1.8	5.0 5.0	5.0	5.3
				Middle	6	27.5 27.5	27.5	7.9 7.8	7.9	27.6 27.5	27.6	99.2 97.6	98.4	7.1 7.0	7.1		2.1 2.2	2.2		7.0 6.0	6.5	
				Bottom	11	27.4 27.3	27.4	7.8 8.7	8.3	27.8 28.0	27.9	98.0 98.3	98.2	7.1 7.1	7.1		2.1 2.0	2.1		4.0 5.0	4.5	
20-Aug-08	Sunny	Calm	14:37	Surface	1	28.0 28.1	28.1	9.2 9.1	9.2	27.8 27.7	27.8	94.3 96.2	95.3	7.4 7.8	7.6	7.8	1.6 1.5	1.6	1.7	5.0 5.0	5.0	5.2
				Middle	6	26.6 26.5	26.6	8.1 8.7	8.4	29.4 29.5	29.5	100.1 100.2	100.2	8.0 8.0	8.0		1.5 1.5	1.5		6.0 6.0	6.0	
				Bottom	11	25.7 25.7	25.7	8.3 8.5	8.4	31.1 31.0	31.1	82.7 80.7	81.7	6.7 6.5	6.6		2.1 1.9	2.0		4.0 5.0	4.5	
23-Aug-08	Sunny	Moderate	15:51	Surface	1	25.0 25.0	25.0	8.2 8.2	8.2	28.8 29.0	28.9	97.8 97.2	97.5	7.7 7.6	7.7	7.4	1.7 1.6	1.7	2.1	10.0 10.0	10.0	14.8
				Middle	6	24.7 24.7	24.7	7.6 7.8	7.7	30.0 30.0	30.0	88.9 87.7	88.3	7.1 7.0	7.1		1.9 2.0	2.0		18.0 17.0	17.5	
				Bottom	11	24.4 24.4	24.4	7.7 7.8	7.8	32.1 32.0	32.1	78.4 77.6	78.0	6.3 6.3	6.3		2.8 2.6	2.7		17.0 17.0	17.0	
25-Aug-08	Sunny	Calm	08:41	Surface	1	26.6 26.6	26.6	7.9 8.6	8.3	28.2 28.2	28.2	107.4 107.5	107.5	8.0 8.0	8.0	7.8	2.0 2.0	2.0	2.2	8.0 8.0	8.0	8.0
				Middle	6	26.0 25.8	25.9	8.4 7.8	8.1	28.6 28.7	28.7	102.5 99.2	100.9	7.7 7.5	7.6		1.8 1.9	1.9		9.0 9.0	9.0	
				Bottom	11	25.3 25.2	25.3	7.9 7.6	7.8	29.9 30.1	30.0	85.7 83.2	84.5	6.5 6.4	6.5		2.8 2.8	2.8		7.0 7.0	7.0	
27-Aug-08	Sunny	Calm	09:12	Surface	1	27.9 27.9	27.9	8.2 8.0	8.1	30.7 30.7	30.7	99.0 98.5	98.8	6.9 6.9	6.9	6.9	3.6 3.6	3.6	3.7	5.0 6.0	5.5	7.7
				Middle	6	26.7 26.7	26.7	7.8 8.3	8.1	31.0 31.1	31.1	97.5 96.6	97.1	6.8 6.7	6.8		3.6 3.5	3.6		5.0 6.0	5.5	
				Bottom	11	25.5 25.5	25.5	7.9 7.9	7.9	31.5 31.6	31.6	93.4 92.4	92.9	6.5 6.5	6.5		3.9 4.0	4.0		12.0 12.0	12.0	
29-Aug-08	Sunny	Calm	11:42	Surface	1	27.0 26.9	27.0	7.2 7.9	7.6	28.1 28.1	28.1	108.8 105.1	107.0	7.9 7.6	7.8	7.7	2.8 2.9	2.9	3.7	4.0 4.0	4.0	7.5
				Middle	6	26.7 26.6	26.7	8.4 7.6	8.0	28.4 28.5	28.5	104.7 103.1	103.9	7.6 7.5	7.6		3.5 3.9	3.7		8.0 8.0	8.0	
				Bottom	11	26.3 26.3	26.3	8.1 8.4	8.3	28.9 29.0	29.0	84.8 84.6	84.7	6.3 6.3	6.3		4.3 4.6	4.5		11.0 10.0	10.5	
1-Sep-08	Sunny	Calm	13:40	Surface	1	27.0 27.0	27.0	7.3 7.5	7.4	29.0 29.0	29.0	102.8 102.7	102.8	7.0 7.0	7.0	7.0	2.9 2.9	2.9	3.1	6.0 6.0	6.0	8.2
				Middle	6	26.7 26.7	26.7	7.6 7.5	7.6	29.4 29.4	29.4	101.6 101.5	101.6	6.9 6.9	6.9		3.3 3.2	3.3		7.0 8.0	7.5	
				Bottom	11	26.6 26.5	26.6	7.5 8.4	8.0	29.4 29.4	29.4	98.1 98.1	98.1	6.7 6.7	6.7		3.0 3.0	3.0		11.0 11.0	11.0	

### Water Quality Monitoring Results at Intake B - Mid-Ebb Tide (with marine works and with silt curtain)

Date	Weather Condition	Sea Condition**	Sampling Time	Depth (m)		Water Temperature (°C)		pH		Salinity ppt		DO Saturation (%)		Dissolved Oxygen (mg/L)			Turbidity(NTU)			Suspended Solids (mg/L)		
						Value	Average	Value	Average	Value	Average	Value	Average	Value	Average	DA*	Value	Average	DA*	Value	Average	DA*
3-Sep-08	Sunny	Calm	13:52	Surface	1	28.3 28.3	28.3	7.1 7.3	7.2	26.7 26.6	26.7	121.5 120.9	121.2	8.8 8.8	8.8	8.4	2.5 2.9	2.7	3.3	8.0 8.0	8.0	5.7
				Middle	6	27.5 27.5	27.5	7.4 7.3	7.4	27.6 27.5	27.6	107.2 105.6	106.4	7.9 7.8	7.9		3.4 3.9	3.7		6.0 6.0	6.0	
				Bottom	11	27.4 27.3	27.4	7.3 8.2	7.8	27.8 28.0	27.9	106.0 106.3	106.2	7.9 7.9	7.9		3.6 3.5	3.6		3.0 3.0	3.0	
5-Sep-08	Rainy	Calm	15:54	Surface	1	27.1 27.1	27.1	7.0 7.5	7.3	28.4 28.2	28.3	95.9 92.3	94.1	6.6 6.3	6.5	6.4	2.9 3.1	3.0	3.8	14.0 14.0	14.0	17.8
				Middle	6	26.8 26.7	26.8	8.0 7.2	7.6	28.7 28.7	28.7	91.9 90.4	91.2	6.1 6.2	6.2		3.6 4.0	3.8		16.0 15.0	15.5	
				Bottom	11	26.6 26.5	26.6	7.8 8.0	7.9	29.0 29.2	29.1	97.0 93.8	95.4	6.9 6.6	6.8		4.5 4.8	4.7		24.0 24.0	24.0	
8-Sep-08	Sunny	Calm	08:26	Surface	1	27.2 27.3	27.3	7.3 7.9	7.6	28.6 28.5	28.6	121.1 117.5	119.3	8.8 8.5	8.7	8.6	3.0 3.4	3.2	4.0	11.0 11.0	11.0	11.2
				Middle	6	27.0 26.9	27.0	8.3 7.6	8.0	28.8 28.9	28.9	117.1 115.5	116.3	8.3 8.5	8.4		3.8 4.3	4.1		11.0 11.0	11.0	
				Bottom	11	26.8 26.8	26.8	8.2 8.3	8.3	29.1 29.5	29.3	97.1 94.1	95.6	7.1 6.8	7.0		4.6 4.9	4.8		12.0 11.0	11.5	
10-Sep-08	Sunny	Calm	08:26	Surface	1	27.3 27.2	27.3	7.5 8.0	7.8	28.7 28.3	28.5	121.2 117.4	119.3	8.9 8.6	8.8	8.6	3.2 3.4	3.3	4.1	10.0 10.0	10.0	14.3
				Middle	6.5	26.9 26.8	26.9	8.3 7.6	8.0	28.9 28.8	28.9	117.0 115.6	116.3	8.2 8.3	8.3		3.7 4.2	4.0		12.0 10.0	11.0	
				Bottom	12	26.9 26.7	26.8	8.3 8.4	8.4	29.1 29.5	29.3	97.2 94.1	95.7	7.0 6.9	7.0		4.6 5.1	4.9		21.0 23.0	22.0	
12-Sep-08	Sunny	Calm	10:58	Surface	1	27.6 27.6	27.6	7.1 7.6	7.4	27.9 27.9	27.9	117.1 115.4	116.3	7.9 7.8	7.9	7.1	3.1 3.2	3.2	4.1	36.0 36.0	36.0	33.8
				Middle	6	26.3 26.3	26.3	7.9 7.1	7.5	30.0 30.1	30.1	92.6 92.6	92.6	6.3 6.3	6.3		3.7 4.2	4.0		37.0 37.0	37.0	
				Bottom	11	25.7 25.7	25.7	7.7 8.0	7.9	30.9 30.9	30.9	78.6 78.3	78.5	5.4 5.4	5.4		4.8 5.1	5.0		29.0 28.0	28.5	
16-Sep-08	Sunny	Calm	13:22	Surface	1	27.0 27.0	27.0	7.0 7.4	7.2	28.2 27.9	28.1	120.7 117.2	119.0	8.3 8.2	8.3	8.1	2.6 2.9	2.8	3.7	4.0 4.0	4.0	7.3
				Middle	6	26.5 26.6	26.6	7.9 7.0	7.5	28.4 28.6	28.5	116.6 115.2	115.9	7.9 7.9	7.9		3.5 3.9	3.7		7.0 6.0	6.5	
				Bottom	11	26.4 26.2	26.3	7.6 7.8	7.7	28.7 29.1	28.9	96.7 93.5	95.1	6.6 6.5	6.6		4.3 4.6	4.5		11.0 12.0	11.5	
18-Sep-08	Sunny	Calm	14:39	Surface	1	27.5 27.6	27.6	7.5 7.9	7.7	30.3 30.3	30.3	107.9 101.9	104.9	7.2 6.8	7.0	6.5	3.0 3.4	3.2	4.0	9.0 8.0	8.5	14.2
				Middle	6	26.8 26.8	26.8	8.4 7.6	8.0	30.7 30.6	30.7	88.4 87.2	87.8	6.0 5.9	6.0		3.7 4.3	4.0		14.0 14.0	14.0	
				Bottom	11	26.7 26.6	26.7	8.2 8.5	8.4	30.9 30.9	30.9	88.2 88.2	88.5	6.2 6.1	6.2		4.7 5.0	4.9		20.0 20.0	20.0	
20-Sep-08	Sunny	Calm	15:35	Surface	1	28.1 28.1	28.1	8.0 7.9	8.0	30.4 30.4	30.4	98.7 98.8	98.8	6.9 6.9	6.9	6.7	3.6 3.6	3.6	3.7	10.0 10.0	10.0	11.7
				Middle	6	27.2 27.0	27.1	7.9 8.5	8.2	30.7 30.7	30.7	90.9 91.1	91.0	6.3 6.4	6.4		3.6 3.5	3.6		15.0 15.0	15.0	
				Bottom	11	26.5 26.5	26.5	8.2 7.6	7.9	31.0 31.1	31.1	81.2 81.3	81.3	6.0 6.0	6.0		3.9 4.0	4.0		10.0 10.0	10.0	
22-Sep-08	Sunny	Moderate	08:29	Surface	1	27.2 27.4	27.3	7.8 8.1	8.0	28.5 28.4	28.5	121.1 117.5	119.3	8.7 8.6	8.7	8.6	3.0 3.4	3.2	4.0	9.0 9.0	9.0	7.8
				Middle	6	27.0 26.8	26.9	8.7 7.9	8.3	28.9 29.0	29.0	117.2 115.5	116.4	8.2 8.5	8.4		3.8 4.1	4.0		6.0 7.0	6.5	
				Bottom	11	26.7 26.8	26.8	8.6 8.8	8.7	29.2 29.5	29.4	97.1 94.1	95.6	7.0 6.8	6.9		4.7 4.9	4.8		8.0 8.0	8.0	
26-Sep-08	Sunny	Calm	10:25	Surface	1	27.2 27.2	27.2	8.6 7.8	8.2	31.3 31.3	31.3	99.6 97.6	98.6	7.6 7.5	7.6	7.4	2.8 2.8	2.8	3.6	11.0 11.0	11.0	10.7
				Middle	6	26.8 26.8	26.8	8.5 8.7	8.6	31.4 31.4	31.4	93.0 92.4	92.7	7.2 7.2	7.2		3.6 4.1	3.9		8.0 8.0	8.0	
				Bottom	11	26.7 26.8	26.8	8.4 7.6	8.0	31.5 31.5	31.5	91.1 90.9	91.0	7.1 7.1	7.1		4.1 4.3	4.2		13.0 13.0	13.0	

### Water Quality Monitoring Results at Intake B - Mid-Ebb Tide (with marine works and with silt curtain)

Date	Weather Condition	Sea Condition**	Sampling Time	Depth (m)		Water Temperature (°C)		pH		Salinity ppt		DO Saturation (%)		Dissolved Oxygen (mg/L)			Turbidity(NTU)			Suspended Solids (mg/L)		
						Value	Average	Value	Average	Value	Average	Value	Average	Value	Average	DA*	Value	Average	DA*	Value	Average	DA*
29-Sep-08	Sunny	Calm	12:56	Surface	1	27.4 27.3	27.4	7.5 8.1	7.8	32.1 32.1	32.1	88.4 86.3	87.4	6.9 6.7	6.8	6.6	7.1 7.4	7.3	8.3	10.0 10.0	10.0	10.0
				Middle	6	27.2 27.2	27.2	8.6 7.8	8.2	32.3 32.3	32.3	80.1 80.3	80.2	6.3 6.3	6.3		8.5 8.5	8.5		8.0 8.0	8.0	
				Bottom	11	27.2 27.2	27.2	8.3 8.5	8.4	32.3 32.3	32.3	80.7 80.5	80.6	6.4 6.3	6.4		9.2 9.1	9.2		12.0 12.0	12.0	
2-Oct-08	Sunny	Calm	14:23	Surface	1	27.0 27.0	27.0	7.4 7.9	7.7	28.1 28.1	28.1	100.7 97.2	99.0	7.4 7.0	7.2	7.1	2.7 2.8	2.8	3.6	7.0 8.0	7.5	7.2
				Middle	6	26.7 26.4	26.6	8.3 7.7	8.0	28.6 28.5	28.6	96.6 95.3	96.0	7.0 7.0	7.0		3.3 3.9	3.6		7.0 7.0	7.0	
				Bottom	11	26.5 26.2	26.4	8.2 8.5	8.4	28.7 28.9	28.8	81.7 81.7	81.7	6.4 6.4	6.4		4.3 4.6	4.5		7.0 7.0	7.0	
4-Oct-08	Cloudy	Calm	15:18	Surface	1	27.0 27.0	27.0	7.4 7.9	7.7	28.1 28.1	28.1	100.7 97.0	98.9	7.4 7.1	7.3	7.2	2.8 2.9	2.9	3.6	13.0 13.0	13.0	10.3
				Middle	6	26.6 26.6	26.6	8.5 7.7	8.1	28.4 28.4	28.4	96.7 95.1	95.9	6.8 7.1	7.0		3.4 3.8	3.6		8.0 8.0	8.0	
				Bottom	11	26.4 26.4	26.4	8.3 8.5	8.4	28.7 28.9	28.8	82.8 82.6	82.7	6.3 6.3	6.3		4.3 4.5	4.4		10.0 10.0	10.0	
6-Oct-08	Cloudy	Calm	18:14	Surface	1	25.8 25.8	25.8	7.0 7.4	7.2	29.5 29.5	29.5	90.5 89.2	89.9	6.9 6.8	6.9	6.5	1.7 1.6	1.7	1.7	9.0 9.0	9.0	8.5
				Middle	6	25.3 25.3	25.3	7.8 7.1	7.5	30.5 30.4	30.5	78.4 78.5	78.5	6.0 6.1	6.1		1.6 1.6	1.6		9.0 9.0	9.0	
				Bottom	11	24.9 24.9	24.9	7.8 7.9	7.9	31.1 31.1	31.1	77.1 78.2	77.7	6.0 6.1	6.1		1.8 1.7	1.8		7.0 8.0	7.5	
8-Oct-08	Sunny	Calm	09:04	Surface	1	25.4 25.4	25.4	8.1 8.0	8.1	32.0 32.0	32.0	88.2 89.5	88.9	6.6 6.7	6.7	6.7	1.7 1.6	1.7	1.7	6.0 7.0	6.5	10.8
				Middle	5	25.3 25.4	25.4	8.1 7.9	8.0	32.1 32.6	32.4	91.2 86.5	88.9	7.0 6.2	6.6		1.5 1.7	1.6		13.0 13.0	13.0	
				Bottom	9	25.0 25.0	25.0	8.2 8.4	8.3	33.1 32.6	32.9	88.0 88.2	88.1	6.3 6.4	6.4		1.8 1.8	1.8		13.0 13.0	13.0	
10-Oct-08	Sunny	Calm	09:53	Surface	1	26.6 26.6	26.6	7.6 7.7	7.7	29.9 30.1	30.0	97.9 98.1	98.0	7.1 7.1	7.1	7.1	2.1 2.0	2.1	2.5	18.0 18.0	18.0	14.7
				Middle	6	26.1 26.1	26.1	8.3 7.8	8.1	30.1 30.7	30.4	99.2 91.0	95.1	7.3 6.8	7.1		2.4 2.4	2.4		14.0 14.0	14.0	
				Bottom	11	25.8 25.8	25.8	8.1 8.0	8.1	30.7 29.5	30.1	89.6 86.6	88.1	6.7 6.5	6.6		2.9 2.8	2.9		12.0 12.0	12.0	
13-Oct-08	Sunny	Calm	11:40	Surface	1	26.4 26.5	26.5	8.2 7.6	7.9	32.2 32.1	32.2	117.0 110.8	113.9	8.5 8.1	8.3	7.8	3.8 3.7	3.8	4.1	12.0 12.0	12.0	10.0
				Middle	1	26.8 26.8	26.8	7.9 8.1	8.0	32.3 32.3	32.3	97.2 97.0	97.1	7.2 7.1	7.2		3.9 4.0	4.0		8.0 8.0	8.0	
				Bottom	1	26.8 26.8	26.8	7.7 7.9	7.8	32.3 32.3	32.3	95.7 95.6	95.7	7.1 7.1	7.1		4.4 4.4	4.4		10.0 10.0	10.0	
15-Oct-08	Sunny	Calm	12:54	Surface	1	26.9 26.8	26.9	7.5 7.8	7.7	28.1 27.9	28.0	100.6 97.2	98.9	7.3 7.1	7.2	7.1	2.7 2.8	2.8	3.7	16.0 16.0	16.0	15.0
				Middle	6	26.5 26.4	26.5	8.4 7.5	8.0	28.4 28.4	28.4	96.7 95.2	96.0	7.0 7.0	7.0		3.5 3.9	3.7		17.0 17.0	17.0	
				Bottom	11	26.4 26.2	26.3	8.2 8.2	8.2	28.9 29.1	29.0	82.9 82.7	82.8	6.1 6.1	6.1		4.4 4.5	4.5		12.0 12.0	12.0	
17-Oct-08	Sunny	Calm	14:27	Surface	1	27.0 27.0	27.0	7.5 7.5	7.5	31.3 31.2	31.3	99.9 93.8	96.9	7.9 7.4	7.7	7.2	3.2 3.3	3.3	4.0	8.0 8.0	8.0	11.7
				Middle	6	26.8 26.8	26.8	7.7 7.5	7.6	31.5 31.5	31.5	80.3 79.6	80.0	6.6 6.5	6.6		3.8 3.9	3.9		11.0 11.0	11.0	
				Bottom	11	26.7 26.7	26.7	7.6 8.0	7.8	31.6 31.6	31.6	77.2 76.9	77.1	6.4 6.3	6.4		4.6 4.7	4.7		16.0 16.0	16.0	
20-Oct-08	Sunny	Calm	16:33	Surface	1	27.2 27.3	27.3	7.5 7.4	7.5	30.8 30.7	30.8	108.9 102.8	105.9	6.4 6.3	6.4	6.5	3.1 3.4	3.3	4.0	10.0 10.0	10.0	13.3
				Middle	6	26.8 26.8	26.8	7.5 7.6	7.6	31.1 31.1	31.1	89.3 88.4	88.9	6.4 6.5	6.5		3.8 4.1	4.0		13.0 13.0	13.0	
				Bottom	11	26.7 26.7	26.7	7.6 7.8	7.7	31.2 31.3	31.3	85.5 85.0	85.3	6.4 6.3	6.4		4.8 4.8	4.8		17.0 17.0	17.0	

### Water Quality Monitoring Results at Intake B - Mid-Ebb Tide (with marine works and with silt curtain)

Date	Weather Condition	Sea Condition**	Sampling Time	Depth (m)		Water Temperature (°C)		pH		Salinity ppt		DO Saturation (%)		Dissolved Oxygen (mg/L)			Turbidity(NTU)			Suspended Solids (mg/L)		
						Value	Average	Value	Average	Value	Average	Value	Average	Value	Average	DA*	Value	Average	DA*	Value	Average	DA*
22-Oct-08	Sunny	Calm	08:34	Surface	1	26.8 26.9	26.9	7.8 7.8	7.8	31.5 31.4	31.5	110.4 104.3	107.4	6.9 6.7	6.8	6.6	3.2 3.8	3.5	4.0	12.0 12.0	12.0	12.8
				Middle	6	26.8 26.8	26.8	7.4 7.5	7.5	31.7 31.7	31.7	90.7 90.2	90.5	6.3 6.3	6.3		3.9 4.0	4.0		10.0 10.0	10.0	
				Bottom	11	26.7 26.7	26.7	7.7 7.7	7.7	31.8 31.8	31.8	88.1 87.8	88.0	6.2 6.2	6.2		4.6 4.6	4.6		17.0 16.0	16.5	
24-Oct-08	Sunny	Calm	09:13	Surface	1	27.0 27.1	27.1	7.1 7.4	7.3	31.1 31.1	31.1	99.6 93.5	96.6	7.0 6.8	6.9	6.8	2.9 3.1	3.0	3.6	10.0 10.0	10.0	11.8
				Middle	6	26.8 26.8	26.8	7.9 7.2	7.6	31.4 31.4	31.4	80.0 79.3	79.7	6.6 6.7	6.7		3.4 3.6	3.5		12.0 12.0	12.0	
				Bottom	11	26.7 26.7	26.7	7.7 7.8	7.8	31.5 31.5	31.5	76.8 76.4	76.6	6.6 6.5	6.6		4.1 4.2	4.2		14.0 13.0	13.5	
27-Oct-08	Sunny	Calm	11:50	Surface	1	26.1 26.2	26.2	7.5 7.8	7.7	31.0 30.9	31.0	109.2 103.1	106.2	6.5 6.4	6.5	6.5	3.0 3.2	3.1	3.8	10.0 10.0	10.0	11.3
				Middle	6	25.8 25.8	25.8	8.4 7.7	8.1	31.2 31.2	31.2	89.6 88.8	89.2	6.3 6.5	6.4		3.6 3.8	3.7		11.0 11.0	11.0	
				Bottom	11	25.7 25.7	25.7	8.2 8.2	8.2	31.4 31.4	31.4	86.1 85.7	85.9	6.4 6.3	6.4		4.4 4.5	4.5		13.0 13.0	13.0	
29-Oct-08	Sunny	Calm	13:05	Surface	1	26.6 26.6	26.6	8.1 7.9	8.0	31.1 31.0	31.1	104.4 98.3	101.4	6.6 6.5	6.6	6.5	2.9 3.0	3.0	3.4	12.0 12.0	12.0	13.7
				Middle	6	26.3 26.3	26.3	7.7 8.3	8.0	31.3 31.3	31.3	84.8 84.0	84.4	6.3 6.5	6.4		3.3 3.4	3.4		13.0 13.0	13.0	
				Bottom	11	26.2 26.2	26.2	7.6 7.7	7.7	31.4 31.5	31.5	81.4 81.0	81.2	6.3 6.2	6.3		3.9 3.8	3.9		16.0 16.0	16.0	
31-Oct-08	Sunny	Calm	08:55	Surface	1	26.5 26.6	26.6	7.6 7.8	7.7	31.4 31.5	31.5	110.7 104.2	107.5	7.1 6.8	7.0	6.7	4.1 4.6	4.4	4.7	8.0 8.0	8.0	13.2
				Middle	6	26.5 26.5	26.5	7.9 7.9	7.9	31.8 31.8	31.8	91.0 90.5	90.8	6.2 6.3	6.3		4.6 4.7	4.7		16.0 16.0	16.0	
				Bottom	11	26.5 26.5	26.5	8.0 7.9	8.0	31.9 31.9	31.9	88.5 88.3	88.4	6.2 6.1	6.2		5.0 5.1	5.1		16.0 15.0	15.5	
3-Nov-08	Fine	Calm	16:07	Surface	1	26.8 26.7	26.8	8.2 7.8	8.0	32.0 32.1	32.1	87.2 85.3	86.3	6.4 6.3	6.4	6.5	2.9 3.3	3.1	3.6	14.0 14.0	14.0	13.3
				Middle	6	26.2 26.1	26.2	7.8 8.2	8.0	31.3 31.4	31.4	89.3 88.4	88.9	6.4 6.5	6.5		3.5 3.7	3.6		15.0 15.0	15.0	
				Bottom	11	25.8 25.8	25.8	7.6 7.8	7.7	31.3 31.4	31.4	88.4 87.8	88.1	6.4 6.3	6.4		4.1 4.2	4.2		11.0 11.0	11.0	
7-Nov-08	Fine	Calm	09:05	Surface	1	26.6 26.6	26.6	7.8 7.8	7.8	29.0 29.1	29.1	91.0 90.5	90.8	6.8 6.8	6.8	6.5	2.7 2.5	2.6	3.0	6.0 6.0	6.0	11.2
				Middle	6	26.1 26.1	26.1	7.6 8.2	7.9	29.4 29.7	29.6	81.6 76.4	79.0	6.2 5.9	6.1		2.9 2.9	2.9		15.0 15.0	15.0	
				Bottom	11	25.8 25.8	25.8	8.2 8.2	8.2	30.5 29.7	30.1	75.0 82.6	78.8	5.9 6.4	6.2		3.4 3.3	3.4		13.0 12.0	12.5	
10-Nov-08	Cloudy	Calm	09:57	Surface	1	25.5 25.6	25.6	7.6 7.5	7.6	30.6 30.6	30.6	99.0 95.6	97.3	7.7 7.5	7.6	7.1	2.1 2.2	2.2	2.5	13.0 13.0	13.0	12.8
				Middle	6	25.4 25.4	25.4	7.9 7.6	7.8	30.9 31.0	31.0	84.4 81.7	83.1	6.7 6.5	6.6		2.4 2.4	2.4		13.0 13.0	13.0	
				Bottom	11	25.3 25.3	25.3	7.7 7.9	7.8	31.4 31.0	31.2	78.8 82.6	80.7	6.3 6.6	6.5		2.9 3.1	3.0		12.0 13.0	12.5	
12-Nov-08	Fine	Calm	12:04	Surface	1	24.8 24.9	24.9	7.7 7.7	7.7	31.5 31.4	31.5	110.4 104.3	107.4	6.9 6.7	6.8	6.6	2.5 2.5	2.5	2.7	17.0 16.0	16.5	12.2
				Middle	5.5	24.8 24.8	24.8	7.6 7.7	7.7	31.7 31.7	31.7	90.7 90.2	90.5	6.3 6.3	6.3		2.5 2.6	2.6		12.0 12.0	12.0	
				Bottom	10	24.7 25.1	24.9	7.8 8.0	7.9	31.8 31.8	31.8	88.1 87.8	88.0	6.2 6.2	6.2		3.0 3.1	3.1		8.0 8.0	8.0	
14-Nov-08	Sunny	Calm	13:08	Surface	1	25.0 25.1	25.1	8.3 8.0	8.2	31.4 31.5	31.5	110.6 104.3	107.5	7.0 6.7	6.9	6.6	2.5 3.0	2.8	3.1	11.0 10.0	10.5	11.8
				Middle	6	25.0 25.0	25.0	8.3 8.2	8.3	31.7 31.7	31.7	90.9 90.4	90.7	6.2 6.3	6.3		3.0 3.1	3.1		14.0 14.0	14.0	
				Bottom	11	25.0 25.0	25.0	7.9 8.4	8.2	31.8 31.8	31.8	88.3 88.1	88.2	6.2 6.2	6.2		3.4 3.5	3.5		11.0 11.0	11.0	

### Water Quality Monitoring Results at Intake B - Mid-Ebb Tide (with marine works and with silt curtain)

Date	Weather Condition	Sea Condition**	Sampling Time	Depth (m)		Water Temperature (°C)		pH		Salinity ppt		DO Saturation (%)		Dissolved Oxygen (mg/L)			Turbidity(NTU)			Suspended Solids (mg/L)		
						Value	Average	Value	Average	Value	Average	Value	Average	Value	Average	DA*	Value	Average	DA*	Value	Average	DA*
17-Nov-08	Sunny	Calm	16:07	Surface	1	24.9 25.0	25.0	7.9 7.6	7.8	31.4 31.4	31.4	110.4 104.2	107.3	7.0 6.7	6.9	6.6	2.5 2.7	2.6	2.9	16.0 16.0	16.0	12.5
				Middle	5.5	24.9 24.9	24.9	7.8 8.1	8.0	31.7 31.7	31.7	90.7 90.2	90.5	6.2 6.3	6.3		2.7 2.8	2.8		7.0 7.0	7.0	
				Bottom	10	24.9 25.0	25.0	8.0 8.1	8.1	31.8 31.8	31.8	88.2 87.9	88.1	6.2 6.2	6.2		3.2 3.3	3.3		14.0 15.0	14.5	
19-Nov-08	Fine	Calm	17:33	Surface	1	24.9 25.0	25.0	7.9 7.8	7.9	30.7 30.6	30.7	110.5 104.3	107.4	8.0 7.6	7.8	7.3	2.8 2.7	2.8	3.1	10.0 10.0	10.0	13.7
				Middle	1	25.3 25.3	25.3	7.9 8.0	8.0	30.8 30.8	30.8	90.7 90.5	90.6	6.7 6.6	6.7		2.9 3.0	3.0		15.0 15.0	15.0	
				Bottom	1	25.3 25.3	25.3	7.7 7.9	7.8	30.8 30.8	30.8	89.2 89.1	89.2	6.6 6.6	6.6		3.4 3.4	3.4		16.0 16.0	16.0	
21-Nov-08	Sunny	Calm	08:25	Surface	1	25.9 26.0	26.0	6.9 7.3	7.1	28.1 28.1	28.1	100.7 97.1	98.9	7.0 6.6	6.8	6.7	2.8 3.0	2.9	3.6	22.0 22.0	22.0	14.8
				Middle	6	25.5 25.4	25.5	7.8 7.0	7.4	28.5 28.5	28.5	96.6 95.3	96.0	6.5 6.4	6.5		3.3 3.7	3.5		14.0 14.0	14.0	
				Bottom	11	25.5 25.2	25.4	7.7 7.9	7.8	28.7 29.0	28.9	86.8 88.6	87.7	6.3 6.4	6.4		4.2 4.7	4.5		8.0 9.0	8.5	
24-Nov-08	Sunny	Calm	11:12	Surface	1	24.7 24.8	24.8	7.7 7.7	7.7	31.3 31.3	31.3	110.7 103.8	107.3	6.8 6.6	6.7	6.6	2.7 3.0	2.9	3.3	14.0 14.0	14.0	11.8
				Middle	6	24.6 24.6	24.6	8.0 7.8	7.9	31.5 31.5	31.5	90.4 89.8	90.1	6.3 6.4	6.4		3.2 3.3	3.3		8.0 9.0	8.5	
				Bottom	11	24.5 24.5	24.5	8.0 8.1	8.1	31.7 31.7	31.7	87.5 87.2	87.4	6.3 6.2	6.3		3.7 3.8	3.8		13.0 13.0	13.0	
26-Nov-08	Sunny	Calm	12:55	Surface	1	23.8 23.8	23.8	8.1 8.1	8.1	29.5 29.5	29.5	90.5 89.2	89.9	6.9 6.8	6.9	6.5	1.7 1.6	1.7	1.7	10.0 10.0	10.0	13.7
				Middle	6	23.3 23.3	23.3	8.5 8.1	8.3	30.5 30.4	30.5	78.4 77.5	78.0	6.0 6.0	6.0		1.6 1.6	1.6		15.0 15.0	15.0	
				Bottom	11	22.9 22.9	22.9	8.2 8.6	8.4	31.1 31.1	31.1	76.1 76.7	76.4	6.0 6.1	6.1		1.8 1.7	1.8		16.0 16.0	16.0	
28-Nov-08	Sunny	Calm	12:54	Surface	1	22.7 22.8	22.8	6.8 7.3	7.1	33.4 33.6	33.5	99.2 94.1	96.7	7.1 6.7	6.9	6.7	2.3 2.3	2.3	2.5	10.0 10.0	10.0	10.8
				Middle	6	22.8 22.8	22.8	7.8 6.9	7.4	33.7 33.8	33.8	91.8 91.6	91.7	6.5 6.5	6.5		2.6 2.6	2.6		7.0 8.0	7.5	
				Bottom	11	22.8 22.8	22.8	7.6 7.7	7.7	33.8 33.8	33.8	90.5 90.4	90.5	6.4 6.4	6.4		2.6 2.6	2.6		15.0 15.0	15.0	
1-Dec-08	Sunny	Calm	14:03	Surface	1	22.4 22.4	22.4	7.1 7.5	7.3	34.1 34.1	34.1	97.1 97.0	97.1	6.9 6.9	6.9	6.9	1.7 1.9	1.8	2.0	8.0 8.0	8.0	8.5
				Middle	6	22.3 22.3	22.3	7.7 7.2	7.5	34.1 34.1	34.1	95.9 95.5	95.7	6.8 6.8	6.8		2.0 2.0	2.0		11.0 10.0	10.5	
				Bottom	11	22.3 22.3	22.3	7.7 7.9	7.8	34.1 34.1	34.1	94.7 94.7	94.7	6.8 6.8	6.8		2.3 2.3	2.3		7.0 7.0	7.0	
5-Dec-08	Fine	Moderate	18:07	Surface	1	22.6 22.6	22.6	7.8 7.5	7.7	31.1 31.0	31.1	109.4 103.3	106.4	6.6 6.5	6.6	6.5	2.4 2.5	2.5	2.9	10.0 10.0	10.0	12.3
				Middle	6	22.3 22.3	22.3	8.5 8.4	8.5	31.3 31.3	31.3	89.8 89.0	89.4	6.3 6.5	6.4		2.8 2.9	2.9		13.0 13.0	13.0	
				Bottom	11	22.2 22.2	22.2	7.5 8.0	7.8	31.4 31.5	31.5	86.4 86.0	86.2	6.3 6.2	6.3		3.4 3.3	3.4		14.0 14.0	14.0	
8-Dec-08	Sunny	Calm	09:51	Surface	1	23.5 23.6	23.6	7.5 7.6	7.6	30.2 30.3	30.3	108.3 104.8	106.6	7.4 7.3	7.4	7.1	3.4 3.5	3.5	3.8	5.0 5.0	5.0	4.8
				Middle	6	23.3 23.3	23.3	7.7 7.6	7.7	30.6 30.8	30.7	93.8 90.9	92.4	6.7 6.6	6.7		3.7 3.8	3.8		4.0 4.0	4.0	
				Bottom	11	23.2 23.1	23.2	7.7 7.9	7.8	31.2 30.8	31.0	87.7 91.4	89.6	6.4 6.6	6.5		4.2 4.2	4.2		5.0 6.0	5.5	
10-Dec-08	Sunny	Calm	10:56	Surface	1	22.7 22.8	22.8	7.6 7.3	7.5	30.8 30.9	30.9	114.3 109.5	111.9	7.7 7.5	7.6	7.3	2.9 3.0	3.0	3.3	10.0 10.0	10.0	7.8
				Middle	6	22.5 22.5	22.5	7.6 7.8	7.7	31.1 31.2	31.2	97.2 95.5	96.4	7.0 7.0	7.0		3.1 3.2	3.2		5.0 6.0	5.5	
				Bottom	11	22.4 22.6	22.5	7.4 7.5	7.5	31.5 31.3	31.4	92.9 94.6	93.8	6.8 6.9	6.9		3.6 3.6	3.6		8.0 8.0	8.0	

### Water Quality Monitoring Results at Intake B - Mid-Ebb Tide (with marine works and with silt curtain)

Date	Weather Condition	Sea Condition**	Sampling Time	Depth (m)		Water Temperature (°C)		pH		Salinity ppt		DO Saturation (%)		Dissolved Oxygen (mg/L)			Turbidity(NTU)			Suspended Solids (mg/L)		
						Value	Average	Value	Average	Value	Average	Value	Average	Value	Average	DA*	Value	Average	DA*	Value	Average	DA*
12-Dec-08	Sunny	Calm	12:45	Surface	1	22.7 22.8	22.8	7.9 8.0	8.0	30.7 30.6	30.7	108.5 102.4	105.5	6.4 6.3	6.4	6.5	3.0 3.3	3.2	3.9	11.0 11.0	11.0	10.5
				Middle	6	22.3 22.3	22.3	8.3 8.0	8.2	31.0 30.9	31.0	88.9 88.0	88.5	6.4 6.5	6.5		3.7 4.0	3.9		13.0 13.0	13.0	
				Bottom	11	22.2 22.2	22.2	8.2 8.6	8.4	31.1 31.2	31.2	85.1 84.6	84.9	6.4 6.3	6.4		4.7 4.7	4.7		7.0 8.0	7.5	
15-Dec-08	Sunny	Moderate	14:12	Surface	1	22.7 22.7	22.7	7.7 7.9	7.8	30.9 30.8	30.9	108.9 102.8	105.9	6.8 6.7	6.8	6.8	2.7 2.9	2.8	3.3	7.0 7.0	7.0	7.0
				Middle	6	22.3 22.3	22.3	7.9 7.7	7.8	31.1 31.1	31.1	89.3 88.5	88.9	6.6 6.8	6.7		3.2 3.4	3.3		7.0 7.0	7.0	
				Bottom	11	22.2 22.2	22.2	7.9 8.1	8.0	31.3 31.3	31.3	85.7 85.3	85.5	6.7 6.6	6.7		3.8 3.9	3.9		7.0 7.0	7.0	
17-Dec-08	Sunny	Calm	16:27	Surface	1	22.4 22.5	22.5	7.6 7.7	7.7	30.3 30.3	30.3	107.9 101.9	104.9	7.2 6.8	7.0	6.5	3.0 3.4	3.2	4.0	<2.5 <2.5	<2.5	<2.5
				Middle	6	21.7 21.7	21.7	8.0 7.8	7.9	30.7 30.6	30.7	88.4 87.2	87.8	6.0 5.9	6.0		3.7 4.3	4.0		<2.5 <2.5	<2.5	
				Bottom	11	21.6 21.5	21.6	7.9 8.0	8.0	30.9 30.9	30.9	88.6 88.2	88.4	6.1 6.0	6.1		4.7 5.0	4.9		<2.5 <2.5	<2.5	
19-Dec-08	Cloudy	Calm	17:45	Surface	1	22.3 22.4	22.4	7.9 8.0	8.0	32.2 32.1	32.2	112.0 105.8	108.9	7.5 7.1	7.3	6.8	3.7 3.8	3.8	4.1	7.0 7.0	7.0	9.0
				Middle	6	22.7 22.7	22.7	8.2 7.9	8.1	32.3 32.3	32.3	92.2 92.0	92.1	6.2 6.1	6.2		3.9 4.0	4.0		10.0 10.0	10.0	
				Bottom	11	22.7 22.7	22.7	8.1 8.3	8.2	32.3 32.3	32.3	90.7 90.6	90.7	6.1 6.1	6.1		4.4 4.4	4.4		10.0 10.0	10.0	
22-Dec-08	Sunny	Calm	09:11	Surface	1	22.2 22.3	22.3	8.4 7.5	8.0	31.5 31.3	31.4	110.5 106.2	108.4	7.4 7.1	7.3	7.0	2.5 2.6	2.6	2.9	5.0 5.0	5.0	5.7
				Middle	5	22.3 22.3	22.3	8.3 8.4	8.4	31.3 31.3	31.3	100.4 99.8	100.1	6.7 6.6	6.7		2.7 2.7	2.7		6.0 6.0	6.0	
				Bottom	9	22.2 22.2	22.2	7.7 7.7	7.7	31.3 31.3	31.3	99.1 98.3	98.7	6.6 6.5	6.6		3.2 3.3	3.3		6.0 6.0	6.0	
24-Dec-08	Sunny	Calm	09:53	Surface	1	22.1 22.1	22.1	7.9 7.6	7.8	30.2 30.1	30.2	92.2 89.3	90.8	7.0 6.8	6.9	6.6	1.7 1.6	1.7	1.7	<2.5 <2.5	<2.5	3.3
				Middle	5	21.9 22.0	22.0	8.0 8.1	8.1	30.3 30.3	30.3	81.6 81.6	81.6	6.3 6.3	6.3		1.5 1.7	1.6		4.0 4.0	4.0	
				Bottom	9	21.5 21.5	21.5	7.6 8.0	7.8	31.0 31.0	31.0	77.6 78.0	77.8	6.1 6.1	6.1		1.8 1.8	1.8		3.0 4.0	3.5	
27-Dec-08	Sunny	Calm	12:55	Surface	1	21.8 21.8	21.8	8.5 7.6	8.1	29.4 29.4	29.4	93.1 92.8	93.0	6.8 6.8	6.8	6.5	2.1 2.0	2.1	2.5	9.0 10.0	9.5	9.8
				Middle	6	21.7 21.8	21.8	8.2 8.5	8.4	29.8 29.8	29.8	84.8 83.9	84.4	6.2 6.2	6.2		2.4 2.4	2.4		12.0 12.0	12.0	
				Bottom	11	22.1 22.1	22.1	7.7 7.7	7.7	30.2 30.2	30.2	82.4 82.2	82.3	6.0 6.0	6.0		2.9 2.8	2.9		8.0 8.0	8.0	
29-Dec-08	Cloudy	Moderate	14:22	Surface	1	19.6 19.6	19.6	7.2 7.2	7.2	34.3 34.3	34.3	100.4 100.2	100.3	7.5 7.5	7.5	7.5	2.3 2.1	2.2	2.5	10.0 10.0	10.0	8.8
				Middle	6	19.6 19.6	19.6	7.0 7.3	7.2	34.3 34.3	34.3	100.7 100.3	100.5	7.5 7.5	7.5		2.3 2.5	2.4		8.0 8.0	8.0	
				Bottom	11	19.6 19.6	19.6	7.2 7.3	7.3	34.3 34.3	34.3	105.0 105.1	105.1	7.9 7.9	7.9		2.9 3.1	3.0		8.0 9.0	8.5	
31-Dec-08	Cloudy	Calm	15:32	Surface	1	22.3 22.4	22.4	7.8 7.9	7.9	29.0 29.1	29.1	96.0 95.5	95.8	6.8 6.8	6.8	6.5	3.7 3.8	3.8	4.1	13.0 14.0	13.5	15.2
				Middle	6	22.7 22.7	22.7	8.2 7.8	8.0	29.4 29.7	29.6	86.6 81.4	84.0	6.2 5.9	6.1		3.9 4.0	4.0		18.0 18.0	18.0	
				Bottom	11	22.7 22.7	22.7	8.1 8.3	8.2	30.5 29.7	30.1	84.0 84.6	84.3	6.1 6.1	6.1		4.4 4.4	4.4		14.0 14.0	14.0	
2-Jan-09	Fine	Calm	16:07	Surface	1	22.1 22.2	22.2	8.1 7.6	7.9	31.4 31.2	31.3	110.4 106.1	108.3	7.3 7.0	7.2	6.9	2.4 2.5	2.5	2.8	11.0 11.0	11.0	13.0
				Middle	5	22.2 22.2	22.2	8.1 8.1	8.1	31.2 31.2	31.2	100.3 99.7	100.0	6.6 6.5	6.6		2.6 2.6	2.6		12.0 12.0	12.0	
				Bottom	9	22.1 22.1	22.1	7.9 8.0	8.0	31.2 31.2	31.2	99.0 98.2	98.6	6.5 6.4	6.5		3.1 3.2	3.2		16.0 16.0	16.0	

**Water Quality Monitoring Results at Intake B - Mid-Ebb Tide (with marine works and with silt curtain)**

Date	Weather Condition	Sea Condition**	Sampling Time	Depth (m)		Water Temperature (°C)		pH		Salinity ppt		DO Saturation (%)		Dissolved Oxygen (mg/L)			Turbidity(NTU)			Suspended Solids (mg/L)		
						Value	Average	Value	Average	Value	Average	Value	Average	Value	Average	DA*	Value	Average	DA*	Value	Average	DA*
5-Jan-09	Sunny	Calm	17:08	Surface	1	22.1	22.1	8.3	8.0	31.6	31.6	110.3	108.2	7.2	7.1	6.9	1.1	1.1	1.4	5.0	5.0	7.2
				Middle	5	22.1	22.1	8.0	8.2	31.4	31.5	100.2	99.9	6.6	6.6		1.2	1.2		7.0	7.0	
				Bottom	9	22.1	22.1	7.7	7.7	31.5	31.5	98.9	98.5	6.5	6.5		1.7	1.8		10.0	9.0	
7-Jan-09	Sunny	Moderate	08:53	Surface	1	19.8	19.8	7.8	7.6	33.1	33.2	94.2	92.9	6.9	6.8	6.6	3.4	3.4	3.8	5.0	5.5	6.2
				Middle	6	19.3	19.3	7.9	8.0	33.3	33.6	90.5	86.4	6.6	6.4		3.7	3.7		8.0	8.0	
				Bottom	11	19.0	19.0	7.5	7.6	33.9	33.3	82.3	81.5	6.0	6.1		4.2	4.2		5.0	5.0	
9-Jan-09	Sunny	Moderate	10:34	Surface	1	19.5	19.5	8.0	8.0	31.0	31.0	99.4	99.4	7.5	7.3	6.8	3.4	3.5	4.2	13.0	13.0	13.0
				Middle	6	19.3	19.3	7.9	8.0	31.2	31.2	87.8	87.5	6.2	6.2		4.0	4.1		13.0	13.0	
				Bottom	11	19.2	19.2	7.9	8.0	31.4	31.4	87.7	87.6	6.3	6.3		4.8	4.9		13.0	13.0	
12-Jan-09	Sunny	Moderate	14:04	Surface	1	19.8	19.9	8.1	7.8	32.1	32.2	96.2	96.0	6.7	6.7	6.4	2.8	2.8	3.4	12.0	12.0	11.7
				Middle	6	20.2	20.2	7.8	8.0	32.5	32.7	86.8	84.2	6.1	6.0		3.4	3.5		13.0	13.0	
				Bottom	11	20.2	20.2	7.5	7.6	33.6	33.2	87.2	86.5	6.5	6.5		3.9	3.9		10.0	10.0	
14-Jan-09	Sunny	Moderate	15:29	Surface	1	16.3	16.4	8.1	8.0	34.2	34.2	100.1	100.1	7.4	7.4	7.4	2.2	2.1	2.4	14.0	14.0	13.3
				Middle	6	16.3	16.4	7.8	8.0	34.0	34.1	100.6	100.3	7.2	7.3		2.2	2.2		11.0	11.0	
				Bottom	11	16.5	16.5	8.1	8.2	34.2	34.0	104.9	104.8	7.8	7.8		2.7	2.8		15.0	15.0	
16-Jan-09	Sunny	Moderate	15:37	Surface	1	16.8	16.8	8.7	8.7	31.8	31.8	106.7	106.8	7.3	7.3	7.1	4.1	4.1	3.8	11.0	11.0	8.0
				Middle	6	16.8	16.8	7.6	7.9	33.4	33.5	98.9	99.0	6.8	6.8		3.6	3.6		8.0	8.0	
				Bottom	11	16.8	16.8	7.8	7.9	35.1	35.0	86.0	85.9	6.1	6.1		3.8	3.8		5.0	5.0	
19-Jan-09	Fine	Moderate	17:41	Surface	1	16.3	16.4	8.0	8.0	34.0	34.1	100.2	100.1	7.2	7.2	7.3	2.2	2.0	2.4	10.0	10.0	9.0
				Middle	6	16.3	16.3	7.9	8.1	34.0	34.1	100.4	100.3	7.3	7.3		2.1	2.2		8.0	8.0	
				Bottom	11	16.4	16.4	7.9	8.0	34.0	34.0	104.8	104.9	7.6	7.6		2.7	2.9		9.0	9.0	
29-Jan-09	Sunny	Calm	14:17	Surface	1	18.7	18.8	7.9	7.9	31.2	31.1	105.0	104.4	7.6	7.5	7.2	2.2	2.3	2.6	11.0	11.0	9.3
				Middle	5	18.8	18.8	7.8	8.0	31.0	31.0	101.9	101.6	6.9	6.9		2.4	2.4		7.0	7.0	
				Bottom	9	18.7	18.7	8.0	8.1	31.0	31.0	100.6	100.2	6.8	6.8		2.9	3.0		10.0	10.0	
31-Jan-09	Sunny	Calm	16:37	Surface	1	16.9	17.0	7.9	7.8	31.1	31.1	112.3	109.3	6.8	6.8	6.7	3.0	3.1	3.7	16.0	16.0	14.7
				Middle	6	16.7	16.7	8.1	8.1	31.3	31.3	92.7	92.4	6.5	6.6		3.5	3.6		14.0	14.0	
				Bottom	11	16.6	16.6	7.9	8.0	31.5	31.5	89.5	89.1	6.5	6.5		4.2	4.3		14.0	14.0	

Remarks: The reporting limit for laboratory analysis of suspended solids is 2.5 mg/L. For the results below the reporting limit, the SS level will be taken as 2.5 mg/L.  
 \* DA: Depth-Averaged  
 \*\* Calm: Small or no wave; Moderate: Between calm and rough; Rough : White capped or rougher



**Water Quality Monitoring Results at Intake B - Mid-Flood Tide (with marine works and with silt curtain)**

Date	Weather Condition	Sea Condition**	Sampling Time	Depth (m)		Water Temperature (°C)		pH		Salinity ppt		DO Saturation (%)		Dissolved Oxygen (mg/L)			Turbidity(NTU)			Suspended Solids (mg/L)		
						Value	Average	Value	Average	Value	Average	Value	Average	Value	Average	DA*	Value	Average	DA*	Value	Average	DA*
3-Jun-08	Cloudy	Moderate	18:16	Surface	1	26.1	26.1	7.4	7.4	48.9	48.9	95.3	95.1	6.5	6.5	6.5	1.9	1.8	2.8	18.0	18.0	16.0
				Middle	6	26.1	26.1	7.4	7.4	48.9	48.9	94.3	94.3	6.4	6.4		2.7	2.8		11.0	11.0	
				Bottom	11	26.1	26.1	7.4	7.4	48.9	48.9	94.0	94.0	6.4	6.4		3.8	3.8		19.0	19.0	
5-Jun-08	Sunny	Moderate	08:12	Surface	1	26.3	26.3	7.4	7.4	29.5	29.6	99.7	99.7	6.6	6.6	6.7	6.0	6.1	7.4	7.0	7.0	13.5
				Middle	6.5	26.2	26.2	7.4	7.4	29.9	30.0	97.3	97.2	6.7	6.7		8.4	8.2		14.0	14.0	
				Bottom	12	26.1	26.1	7.4	7.4	30.5	30.6	96.6	96.3	6.3	6.3		7.8	7.9		20.0	19.5	
10-Jun-08	Sunny	Calm	11:26	Surface	1	27.1	27.1	7.4	7.4	22.5	22.5	105.6	105.9	7.4	7.5	7.5	1.5	1.5	1.5	13.0	13.5	15.2
				Middle	6	27.0	27.0	7.4	7.4	22.5	22.5	105.2	105.3	7.4	7.4		1.6	1.6		16.0	16.0	
				Bottom	11	27.0	27.0	7.4	7.4	22.5	22.5	104.4	104.2	7.3	7.3		1.4	1.4		16.0	16.0	
12-Jun-08	Cloudy	Moderate	14:15	Surface	1	27.7	27.7	7.6	7.6	26.9	26.9	96.4	96.4	7.2	7.3	7.9	3.3	3.3	3.3	10.0	9.5	9.2
				Middle	6.5	27.6	27.6	7.6	7.6	26.9	26.9	109.9	110.7	8.3	8.4		3.1	3.2		10.0	10.0	
				Bottom	12	27.5	27.5	7.6	7.6	26.9	26.9	112.3	112.0	8.5	8.5		3.3	3.3		8.0	8.0	
14-Jun-08	Cloudy	Moderate	16:52	Surface	1	26.6	26.6	7.6	7.6	30.5	30.5	98.6	98.1	7.7	7.7	7.6	4.0	4.1	4.8	14.0	14.0	14.0
				Middle	5.5	26.6	26.6	7.6	7.6	30.4	30.4	95.1	95.5	7.5	7.5		5.3	5.2		12.0	12.0	
				Bottom	10	26.5	26.5	7.6	7.6	30.4	30.4	95.5	95.5	7.3	7.3		5.1	5.0		16.0	16.0	
16-Jun-08	Cloudy	Moderate	17:40	Surface	1	26.6	26.6	7.6	7.6	22.2	22.7	92.8	92.6	7.9	7.9	7.3	6.1	6.1	6.3	12.0	12.0	11.2
				Middle	6	25.6	25.6	7.6	7.6	32.0	32.0	78.0	77.0	6.6	6.6		6.3	6.3		14.0	14.0	
				Bottom	11	25.5	25.5	7.6	7.6	32.2	32.2	71.3	71.2	6.2	6.2		6.4	6.5		7.0	7.5	
18-Jun-08	Cloudy	Moderate	18:14	Surface	1	25.9	25.9	7.6	7.6	21.7	21.7	91.9	91.7	6.7	6.7	6.6	3.9	3.9	4.1	9.0	9.0	12.7
				Middle	6	25.7	25.7	7.5	7.5	21.7	21.7	89.2	89.0	6.5	6.5		4.0	4.0		19.0	19.0	
				Bottom	11	25.7	25.7	7.5	7.5	21.8	21.8	90.4	90.6	6.6	6.6		4.3	4.3		10.0	10.0	
20-Jun-08	Fine	Calm	09:22	Surface	1	25.2	25.2	7.4	7.4	30.3	30.3	89.7	89.7	6.9	6.9	6.9	2.6	2.5	3.1	6.0	6.0	14.5
				Middle	6	25.2	25.3	7.4	7.4	30.4	30.4	87.3	87.2	6.8	6.8		3.2	3.3		21.0	20.5	
				Bottom	11	25.3	25.3	7.4	7.4	30.4	30.4	86.6	86.3	6.7	6.7		3.7	3.5		17.0	17.0	
23-Jun-08	Sunny	Calm	08:17	Surface	1	28.5	28.5	7.5	7.5	24.8	24.8	138.9	139.2	9.0	9.0	8.6	2.8	2.8	3.6	12.0	12.0	15.3
				Middle	6	27.8	27.9	7.5	7.5	25.0	25.0	124.1	126.1	7.9	8.1		3.7	3.7		17.0	17.0	
				Bottom	11	27.0	27.0	7.5	7.5	25.1	25.1	120.5	121.1	7.8	7.8		4.1	4.2		17.0	17.0	
26-Jun-08	Rainy	Moderate	10:53	Surface	1	26.0	26.0	7.4	7.4	22.7	22.7	94.5	94.5	7.0	7.0	6.9	2.1	2.1	2.1	10.0	10.0	9.7
				Middle	4.5	26.0	26.0	7.4	7.4	23.0	23.0	90.9	90.5	6.7	6.7		2.0	2.0		10.0	10.0	
				Bottom	8	25.9	25.9	7.4	7.4	23.5	23.5	86.6	86.2	6.4	6.4		2.1	2.2		9.0	9.0	
28-Jun-08	Rainy	Calm	13:46	Surface	1	27.5	27.5	7.7	7.7	19.7	19.7	104.9	104.8	7.4	7.4	6.9	2.5	2.5	3.2	5.0	5.0	12.0
				Middle	6	26.8	26.8	7.7	7.7	21.3	21.3	89.4	89.2	6.3	6.3		3.3	3.3		14.0	14.0	
				Bottom	11	25.6	25.6	7.7	7.7	28.2	28.2	73.7	73.8	6.2	6.2		3.9	3.9		17.0	17.0	
30-Jun-08	Rainy	Calm	17:28	Surface	1	25.4	25.5	7.6	7.6	24.1	24.1	98.0	98.0	7.5	7.5	7.4	3.1	3.1	3.1	18.0	18.5	21.2
				Middle	6.5	25.4	25.4	7.6	7.6	25.3	25.3	95.5	95.4	7.3	7.3		3.2	3.2		17.0	17.0	
				Bottom	12	25.2	25.2	7.6	7.6	25.1	25.1	93.7	93.6	7.2	7.2		3.1	3.1		28.0	28.0	

**Water Quality Monitoring Results at Intake B - Mid-Flood Tide (with marine works and with silt curtain)**

Date	Weather Condition	Sea Condition**	Sampling Time	Depth (m)		Water Temperature (°C)		pH		Salinity ppt		DO Saturation (%)		Dissolved Oxygen (mg/L)			Turbidity(NTU)			Suspended Solids (mg/L)		
						Value	Average	Value	Average	Value	Average	Value	Average	Value	Average	DA*	Value	Average	DA*	Value	Average	DA*
2-Jul-08	Sunny	Calm	18:23	Surface	1	27.0	27.0	7.5	7.5	21.6	21.6	103.0	103.1	7.3	7.3	6.8	0.8	0.8	0.6	8.0	8.0	7.3
				Middle	6	26.7	26.7	7.5	7.5	22.9	22.9	89.6	89.4	6.3	6.3		0.4	0.4		5.0	5.0	
				Bottom	11	26.3	26.3	7.5	7.5	24.6	24.6	92.9	92.9	6.5	6.5		0.6	0.6		9.0	9.0	
4-Jul-08	Sunny	Calm	07:35	Surface	1	27.1	27.1	7.5	7.5	25.9	25.9	106.8	106.9	7.7	7.7	7.2	0.6	0.6	1.0	7.0	7.0	9.3
				Middle	6	25.9	25.9	7.6	7.6	28.4	28.4	92.0	92.0	6.7	6.7		1.0	1.0		7.0	7.0	
				Bottom	11	25.6	25.7	7.6	7.6	29.2	29.2	83.2	82.9	6.3	6.4		1.5	1.5		14.0	14.0	
7-Jul-08	Sunny	Calm	09:14	Surface	1	26.9	26.9	7.6	7.6	22.5	22.5	106.3	106.6	7.5	7.5	7.6	1.7	1.7	1.6	6.0	6.0	6.7
				Middle	6	26.9	26.9	7.6	7.6	22.5	22.5	107.9	108.1	7.6	7.6		1.5	1.5		7.0	7.0	
				Bottom	11	26.3	26.2	7.6	7.6	30.4	30.5	107.3	104.1	7.3	7.1		1.6	1.7		7.0	7.0	
9-Jul-08	Cloudy	Calm	10:42	Surface	1	26.0	26.0	7.5	7.5	25.5	25.6	94.7	94.7	7.0	7.0	6.7	1.3	1.3	1.4	6.0	6.0	5.3
				Middle	6	25.9	25.9	7.5	7.5	25.9	25.9	85.4	84.8	6.3	6.3		1.4	1.4		5.0	5.0	
				Bottom	11	25.8	25.7	7.5	7.5	26.8	26.8	82.9	82.3	6.1	6.1		1.4	1.4		5.0	5.0	
11-Jul-08	Sunny	Calm	14:29	Surface	1	27.1	27.1	7.6	7.6	21.9	21.9	101.6	101.7	7.2	7.2	7.1	1.5	1.5	1.6	5.0	5.0	5.5
				Middle	6	27.0	27.0	7.6	7.6	22.5	22.5	98.6	98.6	6.9	6.9		1.7	1.7		6.0	5.5	
				Bottom	11	26.0	26.0	7.6	7.6	26.3	26.3	88.9	88.7	6.0	6.1		1.7	1.7		6.0	6.0	
14-Jul-08	Sunny	Calm	18:32	Surface	1	26.4	26.4	7.5	7.5	21.0	21.0	109.8	109.5	7.9	7.9	6.6	2.1	2.1	2.3	7.0	6.5	5.3
				Middle	6	25.2	25.2	7.5	7.5	25.7	25.7	72.4	72.4	5.2	5.2		2.3	2.3		4.0	4.0	
				Bottom	11	24.8	24.7	7.5	7.5	30.1	30.0	89.9	89.8	6.2	6.2		2.6	2.5		6.0	5.5	
16-Jul-08	Sunny	Calm	18:09	Surface	1	28.1	28.1	7.6	7.6	18.2	18.2	127.5	127.5	9.1	9.1	8.4	1.2	1.2	1.2	8.0	8.0	8.5
				Middle	6.5	26.7	26.7	7.6	7.6	25.3	25.3	106.9	106.9	7.6	7.6		1.2	1.2		10.0	10.0	
				Bottom	12	25.3	25.3	7.5	7.5	29.8	29.8	84.2	84.1	6.1	6.2		1.1	1.1		7.0	7.5	
18-Jul-08	Sunny	Calm	17:45	Surface	1	27.3	27.3	7.5	7.5	20.5	20.5	134.7	135.9	9.3	9.4	7.8	0.9	1.0	1.6	9.0	9.0	6.5
				Middle	6.5	25.8	25.8	7.5	7.5	24.1	24.0	89.4	87.3	6.2	6.1		1.7	1.7		5.0	5.5	
				Bottom	12	23.4	23.4	7.5	7.5	31.4	31.4	86.8	87.2	6.1	6.1		2.0	2.1		5.0	5.0	
21-Jul-08	Sunny	Calm	08:47	Surface	1	26.7	26.7	7.5	7.5	27.2	27.2	137.5	137.1	9.5	9.5	8.4	1.7	1.7	1.6	7.0	7.0	7.3
				Middle	6	25.1	25.1	7.5	7.5	30.5	30.5	105.6	105.6	7.3	7.3		1.5	1.5		8.0	8.0	
				Bottom	11	25.1	25.1	7.5	7.5	30.6	30.7	94.6	93.4	6.3	6.3		1.6	1.7		7.0	7.0	
23-Jul-08	Sunny	Calm	09:56	Surface	1	28.1	28.1	7.8	7.8	24.1	24.1	110.6	109.6	8.0	7.9	7.6	1.2	1.2	1.7	8.0	8.0	10.7
				Middle	6	27.9	28.0	7.7	7.7	24.4	24.4	97.6	99.8	7.1	7.3		2.0	2.0		16.0	16.0	
				Bottom	11	25.9	25.9	7.6	7.6	28.4	28.2	83.8	83.3	6.2	6.2		1.8	1.9		8.0	8.0	
25-Jul-08	Sunny	Calm	10:41	Surface	1	28.7	28.8	8.0	8.1	26.3	26.3	104.6	104.8	8.6	8.7	8.5	1.2	1.3	1.6	10.0	10.0	12.8
				Middle	4.5	27.5	27.4	7.7	8.0	27.1	27.2	99.6	99.0	8.2	8.2		1.7	1.8		17.0	16.5	
				Bottom	8	26.3	26.3	7.0	7.3	29.3	29.3	96.7	96.8	8.0	8.0		1.9	1.8		12.0	12.0	
28-Jul-08	Sunny	Calm	16:05	Surface	1	25.9	25.9	8.0	8.5	30.3	30.4	97.5	97.5	7.2	7.2	7.2	0.5	0.5	0.7	6.0	6.0	6.5
				Middle	6	25.5	25.4	8.0	8.5	31.1	31.3	89.8	89.7	7.1	7.1		0.6	0.6		4.0	4.5	
				Bottom	11	23.8	23.7	8.4	8.3	33.5	33.6	78.8	78.5	6.1	6.1		0.9	1.0		9.0	9.0	

**Water Quality Monitoring Results at Intake B - Mid-Flood Tide (with marine works and with silt curtain)**

Date	Weather Condition	Sea Condition**	Sampling Time	Depth (m)		Water Temperature (°C)		pH		Salinity ppt		DO Saturation (%)		Dissolved Oxygen (mg/L)			Turbidity(NTU)			Suspended Solids (mg/L)		
						Value	Average	Value	Average	Value	Average	Value	Average	Value	Average	DA*	Value	Average	DA*	Value	Average	DA*
30-Jul-08	Sunny	Calm	18:54	Surface	1	25.6 25.6	25.6	8.0 8.0	8.0	30.7 30.7	30.7	95.4 95.1	95.3	6.6 6.6	6.6	6.5	0.6 0.6	0.6	0.8	15.0 14.0	14.5	10.2
				Middle	5.5	25.5 25.5	25.5	8.0 8.0	8.0	31.6 31.6	31.6	91.3 91.3	91.3	6.3 6.3	6.3		0.5 0.5	0.5		7.0 7.0	7.0	
				Bottom	10	25.0 25.0	25.0	7.9 7.9	7.9	32.7 32.7	32.7	87.8 87.4	87.6	6.0 6.0	6.0		1.3 1.3	1.3		9.0 9.0	9.0	
1-Aug-08	Sunny	Calm	17:36	Surface	1	25.3 25.3	25.3	7.6 7.6	7.6	29.9 29.9	29.9	97.5 98.5	98.0	6.8 6.9	6.9	6.7	0.7 0.6	0.7	0.7	6.0 7.0	6.5	6.7
				Middle	6	24.3 24.2	24.3	7.6 7.6	7.6	31.5 31.6	31.6	88.3 87.9	88.1	6.5 6.5	6.5		0.7 0.7	0.7		8.0 8.0	8.0	
				Bottom	11	24.0 24.0	24.0	7.6 7.6	7.6	31.9 31.9	31.9	82.0 81.8	81.9	6.1 6.1	6.1		0.8 0.7	0.8		6.0 5.0	5.5	
4-Aug-08	Sunny	Calm	08:47	Surface	1	25.3 25.2	25.3	7.0 7.6	7.3	29.4 29.5	29.5	98.6 98.1	98.4	7.9 7.8	7.9	7.6	1.5 1.5	1.5	1.9	6.0 6.0	6.0	6.3
				Middle	6	24.8 24.8	24.8	7.8 7.8	7.8	30.8 30.9	30.9	89.8 89.9	89.9	7.3 7.3	7.3		2.0 2.0	2.0		4.0 4.0	4.0	
				Bottom	11	24.4 24.2	24.3	7.9 7.3	7.6	31.7 31.9	31.8	77.6 77.8	77.7	6.4 6.4	6.4		2.1 2.3	2.2		9.0 9.0	9.0	
7-Aug-08	Rainy	Calm	09:19	Surface	1	25.0 25.0	25.0	8.7 8.6	8.7	31.6 31.6	31.6	100.0 100.0	100.0	7.2 7.2	7.2	7.2	1.5 1.5	1.5	2.3	5.0 6.0	5.5	5.2
				Middle	6	24.8 24.8	24.8	8.2 7.7	8.0	31.7 31.7	31.7	97.6 97.0	97.3	7.1 7.0	7.1		1.9 2.1	2.0		6.0 6.0	6.0	
				Bottom	11	24.8 24.8	24.8	7.8 7.6	7.7	31.9 31.9	31.9	95.6 95.6	95.6	6.9 6.9	6.9		3.2 3.5	3.4		4.0 4.0	4.0	
9-Aug-08	Sunny	Calm	10:25	Surface	1	27.3 27.3	27.3	8.0 8.0	8.0	31.5 31.5	31.5	93.5 97.0	95.3	6.7 6.9	6.8	7.0	1.3 1.5	1.4	1.4	8.0 7.0	7.5	4.8
				Middle	6	26.8 26.7	26.8	8.1 8.1	8.1	31.5 31.5	31.5	97.8 97.6	97.7	7.1 7.1	7.1		1.5 1.5	1.5		4.0 4.0	4.0	
				Bottom	11	26.2 26.2	26.2	7.8 7.8	7.8	31.3 31.4	31.4	96.7 94.7	95.7	7.1 6.9	7.0		1.2 1.2	1.2		<2.5 3.0	2.8	
11-Aug-08	Rainy	Calm	18:44	Surface	1	26.3 26.3	26.3	7.7 7.9	7.8	30.4 30.4	30.4	85.9 86.3	86.1	6.3 6.4	6.4	6.4	1.3 1.3	1.3	1.6	3.0 3.0	3.0	3.0
				Middle	6	26.5 26.5	26.5	8.1 8.1	8.1	31.4 31.4	31.4	85.4 85.4	85.4	6.3 6.3	6.3		1.6 1.7	1.7		3.0 3.0	3.0	
				Bottom	11	26.6 26.6	26.6	8.3 8.3	8.3	31.5 31.5	31.5	84.5 84.5	84.5	6.2 6.2	6.2		1.7 1.8	1.8		3.0 3.0	3.0	
13-Aug-08	Fine	Calm	18:12	Surface	1	26.8 26.8	26.8	8.8 8.9	8.9	30.4 30.3	30.4	101.6 100.8	101.2	7.0 7.0	7.0	6.9	1.4 1.5	1.5	2.3	9.0 9.0	9.0	8.5
				Middle	6	26.7 26.7	26.7	8.0 7.7	7.9	30.7 30.7	30.7	96.6 95.5	96.1	6.7 6.6	6.7		2.2 2.4	2.3		7.0 8.0	7.5	
				Bottom	11	26.5 26.5	26.5	8.3 8.4	8.4	31.1 31.1	31.1	90.6 89.1	89.9	6.3 6.2	6.3		3.0 3.1	3.1		9.0 9.0	9.0	
15-Aug-08	Sunny	Calm	18:08	Surface	1	27.5 27.5	27.5	8.4 8.3	8.4	26.7 26.7	26.7	97.5 98.6	98.1	6.6 6.7	6.7	6.7	0.6 0.5	0.6	0.8	<2.5 <2.5	<2.5	3.0
				Middle	6	27.3 27.3	27.3	8.7 8.7	8.7	27.0 27.0	27.0	96.1 95.4	95.8	6.6 6.5	6.6		0.5 0.5	0.5		3.0 3.0	3.0	
				Bottom	11	26.5 26.5	26.5	8.3 8.3	8.3	30.9 30.9	30.9	89.3 90.2	89.8	6.1 6.2	6.2		1.4 1.4	1.4		3.0 4.0	3.5	
18-Aug-08	Sunny	Calm	08:51	Surface	1	27.2 27.2	27.2	7.6 7.7	7.7	26.8 26.8	26.8	98.9 102.6	100.8	7.1 7.3	7.2	7.3	1.5 1.5	1.5	1.7	3.0 3.0	3.0	5.7
				Middle	6	27.5 27.5	27.5	7.5 8.7	8.1	27.5 27.6	27.6	102.3 101.0	101.7	7.3 7.3	7.3		1.8 1.8	1.8		6.0 6.0	6.0	
				Bottom	11	27.1 27.1	27.1	8.6 8.8	8.7	28.4 28.5	28.5	95.1 92.2	93.7	6.9 6.7	6.8		1.8 1.7	1.8		8.0 8.0	8.0	
20-Aug-08	Sunny	Calm	08:28	Surface	1	27.9 27.9	27.9	8.4 8.3	8.4	27.7 27.7	27.7	118.1 121.3	119.7	7.9 8.0	8.0	7.8	1.9 1.8	1.9	1.7	8.0 8.0	8.0	8.8
				Middle	6	26.7 26.7	26.7	8.5 8.8	8.7	28.7 28.6	28.7	97.3 95.0	96.2	7.7 7.5	7.6		1.7 1.7	1.7		7.0 8.0	7.5	
				Bottom	11	25.5 25.5	25.5	8.2 8.9	8.6	31.1 31.1	31.1	83.4 84.5	84.0	6.5 6.6	6.6		1.6 1.6	1.6		11.0 11.0	11.0	
23-Aug-08	Sunny	Moderate	12:00	Surface	1	24.9 24.9	24.9	8.0 8.0	8.0	28.9 28.9	28.9	93.0 93.2	93.1	7.4 7.4	7.4	7.3	1.7 1.6	1.7	2.1	3.0 3.0	3.0	4.3
				Middle	6	24.8 24.8	24.8	7.7 7.6	7.7	29.6 29.6	29.6	89.8 88.9	89.4	7.1 7.1	7.1		2.0 2.1	2.1		5.0 5.0	5.0	
				Bottom	11	24.3 24.3	24.3	7.7 7.7	7.7	32.2 32.2	32.2	78.9 77.1	78.0	6.4 6.3	6.4		2.5 2.5	2.5		5.0 5.0	5.0	
25-Aug-08	Fine	Calm	17:44	Surface	1	26.6 26.6	26.6	7.8 8.1	8.0	28.2 28.2	28.2	90.1 90.1	90.1	6.8 6.8	6.8	7.1	2.4 2.2	2.3	2.3	6.0 6.0	6.0	7.2
				Middle	6	26.0 26.0	26.0	8.8 7.8	8.3	28.6 28.6	28.6	98.1 97.5	97.8	7.4 7.3	7.4		1.8 1.8	1.8		7.0 7.0	7.0	
				Bottom	11	25.7 25.3	25.5	8.4 8.4	8.4	29.3 29.9	29.6	97.5 90.0	93.8	7.3 6.8	7.1		2.8 2.9	2.9		8.0 9.0	8.5	

**Water Quality Monitoring Results at Intake B - Mid-Flood Tide (with marine works and with silt curtain)**

Date	Weather Condition	Sea Condition**	Sampling Time	Depth (m)		Water Temperature (°C)		pH		Salinity ppt		DO Saturation (%)		Dissolved Oxygen (mg/L)			Turbidity(NTU)			Suspended Solids (mg/L)		
						Value	Average	Value	Average	Value	Average	Value	Average	Value	Average	DA*	Value	Average	DA*	Value	Average	DA*
27-Aug-08	Fine	Calm	17:03	Surface	1	28.0	28.1	7.7	7.9	30.4	30.5	101.8	102.0	7.1	7.1	7.1	3.5	3.8	4.1	9.0	8.5	8.2
				Middle	6	26.6	26.6	8.0	7.9	30.6	30.6	101.2	100.7	7.1	7.1		4.1	3.9		3.7	9.0	
				Bottom	11	25.7	25.7	8.7	8.7	30.8	30.8	98.3	97.9	6.9	6.9		4.7	4.7		4.0	4.0	
29-Aug-08	Fine	Calm	18:43	Surface	1	27.3	27.2	8.7	8.7	27.8	27.9	103.0	106.3	7.4	7.7	7.5	3.3	3.1	3.7	8.0	8.0	6.2
				Middle	6	26.5	26.5	8.2	8.0	28.7	28.7	101.4	98.8	7.4	7.3		2.9	3.7		3.5	5.0	
				Bottom	11	26.1	26.1	7.8	7.7	29.1	29.2	81.8	80.7	6.4	6.4		4.2	4.3		3.8	5.0	
1-Sep-08	Sunny	Calm	08:42	Surface	1	26.9	27.0	8.3	8.1	29.1	29.1	97.7	98.7	6.6	6.7	6.8	2.9	2.9	3.0	7.0	7.0	7.0
				Middle	6	26.7	26.7	7.4	7.5	29.3	29.3	100.6	100.6	6.8	6.8		2.8	3.0		3.0	7.0	
				Bottom	11	26.5	26.6	7.3	7.3	29.3	29.3	99.3	99.1	6.8	6.8		2.9	3.0		3.0	7.0	
3-Sep-08	Sunny	Calm	08:46	Surface	1	27.2	27.2	7.1	7.2	26.8	26.8	106.9	108.8	7.9	8.0	8.1	3.0	3.0	3.2	6.0	6.0	8.2
				Middle	6	27.5	27.5	7.0	7.6	27.5	27.6	110.3	109.7	8.1	8.1		3.0	3.3		3.3	9.0	
				Bottom	11	27.1	27.1	8.1	8.2	28.4	28.5	103.1	101.7	7.7	7.6		3.3	3.3		3.3	9.0	
5-Sep-08	Rainy	Calm	10:18	Surface	1	27.5	27.5	8.5	8.4	28.1	28.1	115.1	118.4	7.9	8.2	8.1	3.6	3.4	3.9	16.0	16.0	19.2
				Middle	6	26.8	26.7	7.9	7.7	28.9	28.9	113.7	111.1	7.9	7.9		3.1	3.8		3.7	19.0	
				Bottom	11	26.3	26.3	7.5	7.4	29.3	29.4	88.9	88.9	6.2	6.3		3.9	4.5		4.3	22.0	
8-Sep-08	Sunny	Calm	17:09	Surface	1	27.7	27.6	8.8	8.8	28.4	28.4	115.4	118.7	8.0	8.3	8.2	2.8	2.9	3.7	5.0	5.0	10.7
				Middle	6	27.1	27.0	8.3	8.1	29.2	29.1	113.9	111.3	8.1	8.1		2.9	3.7		3.6	16.0	
				Bottom	11	26.5	26.5	7.9	7.9	29.5	29.5	84.0	83.1	6.3	6.2		3.7	4.4		4.4	11.0	
10-Sep-08	Sunny	Calm	17:36	Surface	1	27.6	27.6	8.9	8.8	28.2	28.3	115.4	118.7	8.1	8.4	8.2	3.8	3.6	4.1	10.0	10.0	13.7
				Middle	6	26.9	26.9	8.4	8.1	29.1	29.1	113.8	111.3	8.0	8.0		3.4	4.1		3.9	12.0	
				Bottom	11	26.5	26.5	7.9	7.8	29.6	29.6	84.2	83.2	6.1	6.2		4.2	4.7		4.8	13.0	
12-Sep-08	Sunny	Calm	18:39	Surface	1	27.8	27.8	8.5	8.4	28.2	28.2	106.2	106.2	7.1	7.1	7.0	3.9	3.7	4.1	25.0	25.0	24.7
				Middle	6	26.5	26.4	7.9	7.6	29.9	30.1	103.5	101.4	7.0	6.9		3.4	3.9		3.8	20.0	
				Bottom	11	26.1	25.9	7.6	7.5	30.5	30.7	88.1	87.3	6.0	6.0		4.0	4.8		4.6	29.0	
16-Sep-08	Sunny	Calm	08:36	Surface	1	27.4	27.3	8.5	8.4	27.9	27.9	114.9	118.2	7.8	8.0	7.8	2.0	2.1	2.5	12.0	12.5	14.8
				Middle	6	26.6	26.5	7.8	7.6	28.6	28.6	113.4	110.8	7.7	7.6		2.1	2.4		2.3	18.0	
				Bottom	11	26.2	26.2	7.5	7.3	29.1	29.2	92.8	93.3	6.2	6.3		2.4	3.0		3.0	14.0	
18-Sep-08	Fine	Calm	08:43	Surface	1	27.2	27.2	8.6	8.6	30.4	30.4	96.8	96.7	6.8	6.8	6.8	2.0	2.1	3.1	6.0	6.0	7.5
				Middle	6	26.9	27.0	8.2	8.1	30.5	30.5	93.9	93.3	6.7	6.7		2.8	2.8		2.8	6.0	
				Bottom	11	26.9	26.9	8.0	7.9	30.7	30.7	91.0	90.8	6.5	6.5		4.4	4.4		4.4	10.0	
20-Sep-08	Sunny	Calm	09:35	Surface	1	27.1	27.1	8.1	8.1	30.7	30.9	98.8	98.9	6.9	6.9	6.4	3.5	3.8	4.1	10.0	10.0	8.5
				Middle	6	25.9	25.9	9.1	8.9	30.4	30.5	84.0	84.0	5.9	5.9		3.7	3.9		4.0	5.0	
				Bottom	11	25.6	25.7	8.3	8.6	30.6	30.6	81.2	81.6	6.0	6.1		4.7	4.7		4.6	10.0	
22-Sep-08	Sunny	Moderate	16:36	Surface	1	27.6	27.6	9.2	9.1	28.4	28.3	115.4	118.6	8.0	8.4	8.2	3.9	3.7	4.1	15.0	15.0	11.0
				Middle	6	27.1	26.9	8.7	8.4	29.0	29.0	113.9	111.3	8.1	8.0		3.4	4.0		4.0	6.0	
				Bottom	11	26.5	26.5	8.1	8.1	29.4	29.6	84.0	83.1	6.9	6.2		4.0	4.7		4.9	12.0	

**Water Quality Monitoring Results at Intake B - Mid-Flood Tide (with marine works and with silt curtain)**

Date	Weather Condition	Sea Condition**	Sampling Time	Depth (m)		Water Temperature (°C)		pH		Salinity ppt		DO Saturation (%)		Dissolved Oxygen (mg/L)			Turbidity(NTU)			Suspended Solids (mg/L)		
						Value	Average	Value	Average	Value	Average	Value	Average	Value	Average	DA*	Value	Average	DA*	Value	Average	DA*
24-Sep-08	Fine	Moderate	17:32	Surface	1	26.5	26.5	7.9	8.2	30.6	30.6	105.0	103.1	7.1	7.0	6.6	3.1	3.4	3.8	23.0	23.5	30.7
				Middle	5.5	26.4	26.4	8.5	8.6	31.1	31.1	90.7	90.6	6.1	6.1		3.6	4.0		24.0	28.0	
				Bottom	10	26.4	26.4	8.5	8.4	31.1	31.2	90.5	88.9	6.0	6.0		3.9	3.9		28.0	40.0	
26-Sep-08	Fine	Calm	17:29	Surface	1	27.2	27.2	9.1	9.0	31.3	31.3	91.2	91.1	7.1	7.1	7.1	2.8	2.8	3.6	10.0	10.0	11.8
				Middle	6	26.9	26.9	8.9	8.4	31.4	31.4	91.0	89.4	7.0	7.0		2.7	3.6		10.0	13.0	
				Bottom	11	26.8	26.8	8.2	8.1	31.4	31.5	88.7	87.5	6.9	6.9		3.8	4.5		13.0	12.5	
29-Sep-08	Fine	Calm	18:42	Surface	1	27.4	27.5	9.2	9.1	32.0	32.0	81.0	81.4	6.4	6.5	6.4	7.1	6.8	7.8	4.0	4.0	5.5
				Middle	6	27.2	27.2	8.9	8.2	32.3	32.3	81.7	78.6	6.5	6.3		6.4	7.9		4.0	4.5	
				Bottom	11	27.2	27.2	7.9	8.1	32.3	32.3	77.2	78.5	6.2	6.1		8.7	8.6		5.0	8.0	
2-Oct-08	Sunny	Calm	08:43	Surface	1	27.2	27.2	8.8	8.8	27.9	28.0	95.0	98.3	6.6	6.9	6.8	2.2	2.2	3.2	9.0	9.5	12.5
				Middle	6	26.5	26.4	8.7	8.1	28.8	28.7	101.5	93.5	7.1	6.7		2.2	3.1		10.0	13.0	
				Bottom	11	26.3	26.1	7.9	7.8	28.6	29.2	88.3	76.7	6.6	6.1		3.1	4.1		13.0	15.0	
4-Oct-08	Cloudy	Calm	10:08	Surface	1	27.3	27.3	8.8	8.7	27.8	27.9	95.0	98.3	6.8	7.0	6.9	2.3	2.3	3.2	11.0	11.0	10.0
				Middle	6	26.7	26.5	8.6	8.1	28.0	28.7	101.5	93.5	7.1	6.7		2.3	3.1		11.0	11.0	
				Bottom	11	26.2	26.1	7.7	7.8	28.6	29.2	88.3	75.6	6.7	6.0		3.1	4.1		8.0	8.0	
6-Oct-08	Cloudy	Calm	09:10	Surface	1	25.0	25.0	8.4	8.2	30.5	30.5	86.5	86.3	6.9	6.9	7.1	1.8	1.8	2.0	9.0	9.0	11.7
				Middle	6	26.0	26.0	8.0	7.6	30.5	28.9	86.1	94.9	6.9	7.2		1.7	2.0		9.0	11.0	
				Bottom	11	26.0	26.1	7.9	7.8	28.9	29.2	94.4	76.7	7.1	6.1		1.9	2.1		11.0	15.0	
10-Oct-08	Sunny	Calm	17:19	Surface	1	27.3	27.3	8.8	8.7	31.7	31.8	97.2	97.5	7.2	7.2	7.2	1.7	1.7	2.2	11.0	11.0	14.0
				Middle	6	27.3	27.3	8.5	8.0	31.8	32.2	97.7	95.4	7.2	7.1		1.7	2.3		11.0	17.0	
				Bottom	11	27.3	27.2	7.7	7.7	33.0	29.8	95.7	84.8	7.1	6.2		2.3	2.7		17.0	14.0	
13-Oct-08	Sunny	Calm	17:58	Surface	1	26.4	26.5	8.1	8.1	32.3	32.3	108.0	108.0	7.9	7.9	7.4	2.7	2.8	3.2	11.0	11.0	11.3
				Middle	6	26.5	26.8	8.0	7.8	32.3	32.2	108.0	93.1	7.9	6.9		2.8	3.4		11.0	14.0	
				Bottom	11	26.8	26.8	7.7	7.8	32.1	32.0	93.1	92.7	6.9	6.9		3.4	3.3		14.0	9.0	
15-Oct-08	Fine	Calm	18:36	Surface	1	27.3	27.3	9.0	8.8	27.9	27.9	95.0	98.3	6.7	7.0	6.8	3.3	3.1	3.7	3.0	3.0	11.0
				Middle	6	26.5	26.5	8.5	8.0	27.9	28.8	101.5	93.4	7.3	6.6		2.8	3.7		3.0	13.0	
				Bottom	11	26.4	26.2	7.7	7.8	28.5	29.2	88.3	83.7	6.5	6.8		3.5	4.4		13.0	17.0	
17-Oct-08	Sunny	Calm	09:01	Surface	1	26.9	26.9	7.9	7.9	31.3	31.4	84.9	84.8	6.9	6.9	6.6	3.1	3.1	3.6	9.0	9.5	10.5
				Middle	6	26.8	26.8	8.0	7.7	31.3	31.3	84.7	76.0	6.9	6.3		3.0	3.7		10.0	9.0	
				Bottom	11	26.8	26.7	7.8	7.9	31.3	30.8	75.4	74.3	6.2	6.2		3.7	4.0		9.0	13.0	
20-Oct-08	Sunny	Calm	12:30	Surface	1	27.0	27.0	7.3	7.4	30.9	30.9	90.8	90.7	6.6	6.5	6.5	2.9	3.0	3.7	10.0	10.0	12.2
				Middle	6	26.8	26.9	7.4	8.0	30.9	30.9	90.6	84.9	6.3	6.5		3.1	3.9		10.0	13.0	
				Bottom	11	26.9	26.8	8.1	8.1	30.9	31.0	84.0	82.6	6.5	6.4		3.8	4.3		13.0	13.0	
24-Oct-08	Sunny	Calm	16:07	Surface	1	26.7	26.7	8.4	8.3	31.6	31.6	86.9	86.9	7.1	7.0	6.8	2.4	2.5	2.9	8.0	8.0	10.5
				Middle	6	26.7	26.8	8.1	7.6	31.6	31.5	86.8	76.5	6.9	6.5		2.5	3.0		8.0	10.0	
				Bottom	11	26.8	26.8	7.3	7.3	31.5	31.3	76.0	75.1	6.5	6.4		3.1	3.2		10.0	13.0	

**Water Quality Monitoring Results at Intake B - Mid-Flood Tide (with marine works and with silt curtain)**

Date	Weather Condition	Sea Condition**	Sampling Time	Depth (m)		Water Temperature (°C)		pH		Salinity ppt		DO Saturation (%)		Dissolved Oxygen (mg/L)			Turbidity(NTU)			Suspended Solids (mg/L)		
						Value	Average	Value	Average	Value	Average	Value	Average	Value	Average	DA*	Value	Average	DA*	Value	Average	DA*
27-Oct-08	Fine	Calm	17:59	Surface	1	25.9	25.9	8.8	8.7	31.2	31.2	93.8	93.8	6.7	6.6	6.5	2.6	2.7	3.3	11.0	11.0	14.0
				Middle	6	25.8	25.8	8.4	8.1	31.2	31.2	85.7	85.4	6.3	6.3		2.8	3.4		16.0	16.0	
				Bottom	11	25.8	25.8	7.7	7.8	31.2	31.2	85.0	83.8	6.3	6.3		3.5	3.7		16.0	15.0	
29-Oct-08	Fine	Calm	18:28	Surface	1	26.3	26.3	7.8	7.8	31.4	31.4	90.3	90.3	6.7	6.7	6.5	2.5	2.6	3.1	12.0	12.0	13.3
				Middle	6	26.3	26.3	7.6	7.7	31.4	31.4	81.1	80.8	6.2	6.2		2.6	3.2		12.0	12.0	
				Bottom	11	26.3	26.3	7.7	7.7	31.4	31.2	80.5	79.4	6.2	6.2		3.3	3.4		16.0	16.0	
31-Oct-08	Sunny	Calm	14:35	Surface	1	27.0	27.0	8.1	8.1	31.4	31.4	99.1	99.1	6.8	6.8	6.5	3.6	3.7	4.1	10.0	10.0	9.3
				Middle	6	26.8	26.8	8.4	8.3	31.8	31.8	87.1	87.0	6.1	6.1		4.2	4.3		9.0	9.0	
				Bottom	11	26.5	26.5	8.0	8.2	31.9	31.4	86.8	86.0	6.1	6.1		4.3	4.4		9.0	9.0	
3-Nov-08	Fine	Calm	10:52	Surface	1	27.2	27.3	8.0	8.0	32.1	32.4	91.2	88.9	7.0	6.6	6.5	2.5	2.6	3.1	17.0	17.0	11.5
				Middle	6	26.6	26.6	7.7	7.7	32.6	32.9	86.5	88.0	6.2	6.4		2.6	3.3		7.0	7.5	
				Bottom	11	25.9	26.0	7.8	7.7	30.2	30.9	88.2	86.1	6.6	6.6		3.3	3.4		10.0	10.0	
5-Nov-08	Cloudy	Calm	17:01	Surface	1	26.8	26.8	7.8	7.8	31.4	31.5	95.9	95.6	6.6	6.6	6.4	2.8	2.8	3.2	13.0	13.0	11.7
				Middle	6	26.8	26.8	7.6	7.7	31.4	31.4	95.2	88.5	6.2	6.2		3.2	3.3		10.0	10.0	
				Bottom	11	26.8	26.8	7.8	7.9	31.4	31.2	87.7	86.7	6.1	6.2		3.4	3.6		12.0	12.0	
7-Nov-08	Fine	Calm	15:32	Surface	1	27.1	27.1	8.0	8.0	31.0	31.1	86.1	86.1	6.8	6.9	6.5	2.2	2.2	2.7	12.0	12.0	12.3
				Middle	6	27.0	27.0	8.3	8.2	31.0	31.2	82.2	81.5	6.1	6.1		2.7	2.8		9.0	9.0	
				Bottom	11	26.7	26.7	7.8	8.1	31.4	29.9	81.5	80.0	6.1	6.1		2.8	3.2		16.0	16.0	
10-Nov-08	Fine	Calm	16:40	Surface	1	25.8	25.8	8.3	8.2	31.7	31.7	90.5	90.3	7.2	7.2	7.1	2.4	2.5	3.0	6.0	6.5	8.5
				Middle	6	25.9	25.9	7.8	7.7	31.6	31.7	86.1	87.6	7.0	7.0		2.5	3.1		10.0	10.0	
				Bottom	11	25.8	25.8	7.7	7.6	31.8	30.7	87.3	81.3	6.5	6.5		3.1	3.3		9.0	9.0	
12-Nov-08	Fine	Calm	17:32	Surface	1	25.4	25.4	8.0	8.0	32.0	32.0	88.2	88.9	6.6	6.7	6.9	2.0	2.0	2.0	10.0	10.0	10.7
				Middle	6	25.3	25.4	7.9	7.9	32.0	32.4	89.5	91.2	6.7	7.0		1.9	1.9		13.0	13.0	
				Bottom	11	25.0	25.0	7.9	8.0	32.6	32.9	90.5	88.2	6.9	6.4		2.0	2.2		9.0	9.0	
14-Nov-08	Fine	Calm	18:07	Surface	1	25.5	25.5	8.2	8.2	31.7	31.7	93.7	94.0	6.7	6.7	6.5	2.0	2.1	2.5	10.0	10.5	14.8
				Middle	6	25.3	25.3	8.1	8.1	31.7	32.1	94.3	89.2	6.7	6.3		2.1	2.7		11.0	17.0	
				Bottom	11	25.0	25.0	8.2	8.3	32.2	32.2	86.7	87.0	6.1	6.2		2.6	2.8		17.0	17.0	
17-Nov-08	Sunny	Calm	11:12	Surface	1	25.4	25.4	8.0	8.0	31.8	31.8	90.9	91.4	6.6	6.7	6.6	2.0	2.1	2.3	16.0	16.0	10.5
				Middle	6	25.3	25.4	8.1	8.1	32.0	32.2	91.9	86.5	6.7	6.5		2.1	2.3		8.0	8.5	
				Bottom	11	25.0	25.0	8.0	8.0	32.4	32.5	87.5	87.6	6.2	6.3		2.2	2.5		7.0	7.0	
19-Nov-08	Fine	Calm	14:24	Surface	1	24.9	25.0	8.6	8.5	30.8	30.8	101.5	101.5	7.4	7.4	6.9	1.7	1.8	2.2	12.0	12.0	12.7
				Middle	6	25.3	25.3	8.3	8.1	30.8	30.7	101.5	86.6	7.4	6.4		1.8	2.4		10.0	10.0	
				Bottom	11	25.3	25.3	8.0	8.1	30.6	30.0	86.6	86.2	6.4	6.4		2.3	2.3		16.0	16.0	
21-Nov-08	Sunny	Calm	14:48	Surface	1	26.3	26.2	8.2	8.2	28.0	27.9	95.0	98.2	6.2	6.5	6.4	2.2	2.2	2.8	8.0	8.5	13.7
				Middle	6	25.7	25.5	8.2	7.5	27.8	28.8	101.3	93.5	6.7	6.2		2.2	2.7		9.0	16.5	
				Bottom	11	25.2	25.2	7.3	7.3	28.7	29.1	88.3	83.8	6.1	6.2		2.8	3.4		16.0	16.0	

**Water Quality Monitoring Results at Intake B - Mid-Flood Tide (with marine works and with silt curtain)**

Date	Weather Condition	Sea Condition**	Sampling Time	Depth (m)		Water Temperature (°C)		pH		Salinity ppt		DO Saturation (%)		Dissolved Oxygen (mg/L)			Turbidity(NTU)			Suspended Solids (mg/L)		
						Value	Average	Value	Average	Value	Average	Value	Average	Value	Average	DA*	Value	Average	DA*	Value	Average	DA*
24-Nov-08	Sunny	Calm	16:04	Surface	1	24.8 24.8	24.8	8.3 8.2	8.3	31.6 31.6	31.6	95.2 95.5	95.4	6.7 6.7	6.7	6.5	2.2 2.3	2.3	2.7	15.0 15.0	15.0	14.0
				Middle	6	24.8 24.8	24.8	8.0 7.8	7.9	31.7 31.9	31.8	87.8 86.3	87.1	6.3 6.2	6.3		2.7 2.9	2.8		12.0 12.0	12.0	
				Bottom	11	24.6 24.6	24.6	7.8 7.8	7.8	32.0 31.4	31.7	86.0 86.1	86.1	6.1 6.2	6.2		6.2 3.0	3.0		15.0 15.0	15.0	
26-Nov-08	Sunny	Calm	16:39	Surface	1	23.0 23.0	23.0	8.7 8.5	8.6	30.5 30.5	30.5	77.5 77.1	77.3	6.0 6.0	6.0	6.6	1.8 1.7	1.8	2.0	10.0 10.0	10.0	12.8
				Middle	6	24.0 24.0	24.0	8.3 8.2	8.3	28.9 28.9	28.9	94.9 94.4	94.7	7.2 7.1	7.2		2.0 1.9	2.0		17.0 16.0	16.5	
				Bottom	11	23.7 23.6	23.7	8.2 8.1	8.2	29.6 29.7	29.7	87.3 86.3	86.8	6.7 6.6	6.7		6.7 2.1	2.1		12.0 12.0	12.0	
28-Nov-08	Fine	Calm	17:44	Surface	1	22.8 22.9	22.9	8.2 8.2	8.2	33.9 33.9	33.9	89.8 89.8	89.8	6.4 6.4	6.4	6.4	2.3 2.2	2.3	2.4	14.0 13.0	13.5	13.8
				Middle	6	22.8 22.8	22.8	7.6 7.1	7.4	33.9 33.9	33.9	88.9 88.8	88.9	6.3 6.3	6.3		2.3 2.4	2.4		13.0 13.0	13.0	
				Bottom	11	22.8 22.8	22.8	7.2 7.2	7.2	33.9 33.9	33.9	88.4 88.3	88.4	6.3 6.3	6.3		6.3 2.4	2.4		15.0 15.0	15.0	
1-Dec-08	Sunny	Calm	09:50	Surface	1	22.4 22.4	22.4	8.2 8.1	8.2	34.2 34.2	34.2	101.3 100.8	101.1	7.2 7.2	7.2	7.2	1.5 1.5	1.5	1.8	9.0 9.0	9.0	8.8
				Middle	6	22.3 22.3	22.3	7.7 7.5	7.6	34.2 34.2	34.2	99.7 99.0	99.4	7.1 7.1	7.1		1.6 1.6	1.6		11.0 11.0	11.0	
				Bottom	11	22.2 22.2	22.2	7.5 7.5	7.5	34.2 34.2	34.2	98.4 98.2	98.3	7.0 7.0	7.0		7.0 2.3	2.3		6.0 7.0	6.5	
3-Dec-08	Sunny	Calm	15:58	Surface	1	22.3 22.3	22.3	7.9 7.8	7.9	31.0 31.0	31.0	85.8 85.8	85.8	6.3 6.3	6.3	6.5	2.0 2.0	2.0	2.3	9.0 8.0	8.5	8.2
				Middle	6	22.8 22.8	22.8	7.8 7.7	7.8	30.3 30.4	30.4	91.3 90.3	90.8	6.8 6.6	6.7		2.4 2.4	2.4		9.0 9.0	9.0	
				Bottom	11	22.5 22.5	22.5	7.9 7.8	7.9	30.8 30.5	30.7	96.6 86.2	86.4	6.4 6.4	6.4		6.4 2.6	2.6		7.0 7.0	7.0	
5-Dec-08	Sunny	Moderate	13:56	Surface	1	22.3 22.3	22.3	8.1 8.0	8.1	31.4 31.4	31.4	95.3 95.2	95.3	6.7 6.6	6.7	6.5	2.0 2.1	2.1	2.6	14.0 13.0	13.5	9.5
				Middle	6	22.3 22.3	22.3	7.8 7.9	7.9	31.4 31.4	31.4	86.1 85.5	85.8	6.2 6.2	6.2		2.6 2.8	2.7		7.0 7.0	7.0	
				Bottom	11	22.3 22.3	22.3	8.0 7.8	7.9	31.4 31.0	31.2	84.4 84.2	84.3	6.2 6.2	6.2		6.2 2.8	2.9		8.0 8.0	8.0	
8-Dec-08	Sunny	Calm	14:32	Surface	1	24.1 24.0	24.1	8.1 7.9	8.0	31.2 31.3	31.3	98.6 98.5	98.6	7.2 7.2	7.2	7.2	2.9 2.9	2.9	3.4	5.0 5.0	5.0	5.5
				Middle	6	23.9 23.9	23.9	7.9 7.8	7.9	31.4 31.6	31.5	97.1 96.6	96.9	7.1 7.1	7.1		3.4 3.5	3.5		5.0 6.0	5.5	
				Bottom	11	23.6 23.6	23.6	7.8 7.8	7.8	30.9 30.4	30.7	90.5 90.3	90.4	6.5 6.5	6.5		6.5 3.7	3.8		6.0 6.0	6.0	
10-Dec-08	Sunny	Calm	15:30	Surface	1	23.2 23.2	23.2	7.8 7.7	7.8	31.6 31.6	31.6	98.4 99.0	98.7	7.4 7.4	7.4	7.4	2.4 2.4	2.4	2.7	10.0 10.0	10.0	8.8
				Middle	6	23.1 23.1	23.1	7.6 7.5	7.6	31.8 32.1	32.0	99.1 96.5	97.8	7.5 7.1	7.3		2.6 2.7	2.7		7.0 8.0	7.5	
				Bottom	11	22.8 22.8	22.8	7.5 7.6	7.6	32.0 31.5	31.8	94.2 94.2	94.2	6.9 6.9	6.9		6.9 3.0	3.0		9.0 9.0	9.0	
12-Dec-08	Sunny	Calm	17:09	Surface	1	22.5 22.5	22.5	8.7 8.5	8.6	30.8 30.8	30.8	90.4 90.2	90.3	6.6 6.3	6.5	6.5	2.8 3.0	2.9	3.6	11.0 11.0	11.0	14.8
				Middle	6	22.3 22.4	22.4	8.3 8.2	8.3	30.8 30.8	30.8	84.5 83.6	84.1	6.5 6.5	6.5		3.7 3.8	3.8		16.0 15.0	15.5	
				Bottom	11	22.3 22.3	22.3	8.2 8.1	8.2	30.9 30.9	30.9	82.2 81.9	82.1	6.4 6.4	6.4		6.4 4.2	4.2		18.0 18.0	18.0	
15-Dec-08	Sunny	Moderate	10:58	Surface	1	22.4 22.4	22.4	8.3 8.2	8.3	31.1 31.1	31.1	92.8 92.7	92.8	6.9 6.7	6.8	6.8	2.0 2.0	2.0	2.9	8.0 7.0	7.5	6.8
				Middle	6	22.3 22.3	22.3	8.0 7.8	7.9	31.1 31.1	31.1	85.3 84.5	84.9	6.7 6.6	6.7		3.1 3.1	3.1		7.0 7.0	7.0	
				Bottom	11	22.3 22.3	22.3	7.8 7.8	7.8	31.1 30.9	31.0	83.3 83.0	83.2	6.6 6.6	6.6		6.6 3.5	3.5		6.0 6.0	6.0	
17-Dec-08	Sunny	Calm	11:32	Surface	1	22.1 22.1	22.1	8.5 8.3	8.4	30.4 30.4	30.4	93.8 93.5	93.7	6.5 6.5	6.5	6.5	2.8 2.9	2.9	3.5	<2.5 <2.5	<2.5	2.8
				Middle	6	21.8 21.9	21.9	8.0 7.7	7.9	30.5 30.5	30.5	90.9 89.7	90.3	6.4 6.3	6.4		3.0 3.1	3.1		3.0 3.0	3.0	
				Bottom	11	21.8 21.8	21.8	7.8 7.7	7.8	30.7 30.7	30.7	88.0 87.5	87.8	6.2 6.1	6.2		6.2 4.4	4.6		3.0 3.0	3.0	
19-Dec-08	Sunny	Calm	13:26	Surface	1	22.3 22.4	22.4	8.6 8.3	8.5	32.3 32.3	32.3	103.0 103.0	103.0	6.9 6.9	6.9	6.4	2.7 2.8	2.8	3.2	8.0 8.0	8.0	8.2
				Middle	6	22.7 22.7	22.7	8.2 8.2	8.2	32.2 32.1	32.2	88.1 88.1	88.1	5.9 5.9	5.9		3.3 3.4	3.4		11.0 11.0	11.0	
				Bottom	11	22.7 22.7	22.7	8.0 7.8	7.9	32.0 30.9	31.5	90.7 89.9	90.3	6.2 6.0	6.1		6.1 3.3	3.3		5.0 6.0	5.5	

**Water Quality Monitoring Results at Intake B - Mid-Flood Tide (with marine works and with silt curtain)**

Date	Weather Condition	Sea Condition**	Sampling Time	Depth (m)		Water Temperature (°C)		pH		Salinity ppt		DO Saturation (%)		Dissolved Oxygen (mg/L)			Turbidity(NTU)			Suspended Solids (mg/L)		
						Value	Average	Value	Average	Value	Average	Value	Average	Value	Average	DA*	Value	Average	DA*	Value	Average	DA*
22-Dec-08	Sunny	Calm	15:06	Surface	1	21.7	21.7	8.6	8.5	31.4	31.4	94.9	94.8	6.4	6.4	6.4	3.3	3.2	3.6	6.0	6.5	6.3
				Middle	6	21.7	21.7	8.1	7.9	31.3	31.3	91.0	91.2	6.3	6.3		3.0	3.7		6.0	6.0	
				Bottom	11	21.7	21.7	7.7	7.7	31.3	30.8	92.3	92.3	6.3	6.3		3.8	3.9		6.0	6.5	
24-Dec-08	Sunny	Calm	16:25	Surface	1	22.5	22.5	7.8	7.8	28.9	28.9	94.9	94.7	7.2	7.2	7.0	1.7	1.8	2.2	3.0	3.0	3.2
				Middle	6	22.2	22.2	7.6	7.7	29.6	29.7	87.3	86.8	6.7	6.7		2.3	2.4		4.0	3.5	
				Bottom	11	21.9	21.9	7.7	7.7	30.0	30.0	80.8	80.7	6.2	6.2		2.3	2.3		3.0	3.0	
27-Dec-08	Sunny	Calm	09:05	Surface	1	21.7	21.7	8.6	8.6	29.8	29.8	95.4	95.4	6.9	7.0	7.0	1.7	1.7	2.2	11.0	11.0	13.0
				Middle	6	21.5	21.5	8.1	7.9	29.9	29.9	94.3	94.4	6.9	6.9		2.2	2.3		15.0	15.0	
				Bottom	11	21.5	21.5	7.7	7.6	30.0	30.1	95.9	96.2	7.0	7.0		2.7	2.7		13.0	13.0	
29-Dec-08	Cloudy	Moderate	09:23	Surface	1	19.7	19.7	7.1	7.2	34.3	34.3	98.3	98.6	7.4	7.4	7.4	2.6	2.5	2.9	11.0	11.0	10.5
				Middle	6	19.6	19.6	7.7	7.5	34.3	34.3	97.5	98.4	7.3	7.4		2.4	2.7		8.0	8.5	
				Bottom	11	19.6	19.6	7.2	7.7	34.3	34.3	104.8	104.8	7.9	7.9		3.2	3.4		12.0	12.0	
31-Dec-08	Cloudy	Calm	09:23	Surface	1	22.3	22.4	8.5	8.4	32.0	32.0	88.2	88.9	6.6	6.7	6.7	2.7	2.8	3.2	12.0	12.0	15.3
				Middle	5	22.7	22.7	8.2	8.1	32.1	32.4	91.2	88.9	7.0	6.6		3.3	3.4		16.0	16.0	
				Bottom	9	22.7	22.7	8.0	8.0	33.1	32.6	86.5	88.0	6.2	6.4		3.3	3.3		18.0	18.0	
2-Jan-09	Fine	Calm	11:55	Surface	1	22.2	22.3	8.5	8.4	31.9	31.9	88.1	88.8	6.5	6.6	6.6	2.6	2.7	3.1	9.0	9.5	11.2
				Middle	5	22.6	22.6	8.1	8.0	32.0	32.3	91.1	88.8	6.9	6.5		3.2	3.3		14.0	14.0	
				Bottom	9	22.6	22.6	7.9	7.9	32.5	32.8	86.4	87.9	6.1	6.3		3.3	3.2		10.0	10.0	
5-Jan-09	Sunny	Calm	13:32	Surface	1	21.5	21.6	8.4	8.3	31.5	31.5	99.7	99.6	6.7	6.7	6.4	1.8	1.7	2.1	7.0	7.0	7.5
				Middle	6	21.5	21.6	8.1	7.9	31.4	31.4	90.8	90.5	6.1	6.1		2.1	2.2		7.0	7.0	
				Bottom	11	21.6	21.6	7.8	7.7	31.4	30.9	90.2	89.1	6.1	6.0		2.3	2.4		8.0	8.5	
7-Jan-09	Sunny	Moderate	13:19	Surface	1	20.5	20.5	8.0	8.0	34.9	35.0	103.5	103.3	8.0	8.1	8.0	3.0	3.0	3.5	9.0	9.0	9.0
				Middle	6	20.5	20.5	7.7	7.6	35.4	35.8	101.7	101.6	7.9	7.9		3.5	3.6		8.0	8.0	
				Bottom	11	20.4	20.4	7.5	7.5	33.0	33.0	82.1	80.2	6.1	6.1		4.0	4.0		10.0	10.0	
9-Jan-09	Sunny	Moderate	15:50	Surface	1	19.4	19.4	8.2	8.1	31.1	31.1	92.4	92.3	6.5	6.5	6.4	3.3	3.3	3.8	11.0	11.0	13.3
				Middle	6	19.3	19.3	7.8	7.8	31.1	31.1	87.5	87.1	6.3	6.3		3.8	3.9		12.0	12.0	
				Bottom	11	19.2	19.2	7.8	7.8	31.1	30.6	84.8	84.7	6.1	6.1		4.1	4.2		17.0	17.0	
12-Jan-09	Sunny	Moderate	08:48	Surface	1	19.8	19.9	8.0	8.0	35.1	35.1	88.4	89.1	6.5	6.6	6.6	2.2	2.3	2.7	9.0	9.0	9.7
				Middle	5	20.2	20.2	7.8	7.7	35.2	35.5	91.4	89.1	6.9	6.5		2.8	2.9		9.0	9.0	
				Bottom	9	20.2	20.2	7.5	7.6	35.7	36.0	86.7	88.2	6.1	6.3		2.9	2.8		11.0	11.0	
14-Jan-09	Sunny	Moderate	10:14	Surface	1	16.4	16.5	7.8	8.0	34.2	34.2	98.0	98.3	7.1	7.2	7.2	2.5	2.4	2.7	7.0	7.0	9.3
				Middle	6	16.4	16.5	8.5	8.3	34.2	34.2	97.3	99.0	7.1	7.2		2.3	2.5		8.0	8.0	
				Bottom	11	16.4	16.4	8.0	8.5	34.2	34.1	99.0	104.5	7.2	7.6		2.7	3.1		13.0	13.0	
16-Jan-09	Sunny	Moderate	11:28	Surface	1	17.0	17.0	7.9	7.9	31.7	31.7	106.8	106.9	7.3	7.3	6.8	4.3	4.4	4.0	8.0	8.0	9.8
				Middle	6	17.0	17.0	8.0	8.2	32.7	32.7	92.0	92.0	6.3	6.3		3.9	3.8		12.0	12.0	
				Bottom	11	16.9	17.0	8.3	8.1	32.6	35.1	92.0	81.2	6.3	6.1		3.7	3.7		9.0	9.5	



**Water Quality Monitoring Results at Intake B - Mid-Flood Tide (with marine works and with silt curtain)**

Date	Weather Condition	Sea Condition**	Sampling Time	Depth (m)		Water Temperature (°C)		pH		Salinity ppt		DO Saturation (%)		Dissolved Oxygen (mg/L)			Turbidity (NTU)			Suspended Solids (mg/L)		
						Value	Average	Value	Average	Value	Average	Value	Average	Value	Average	DA*	Value	Average	DA*	Value	Average	DA*
19-Jan-09	Fine	Moderate	13:01	Surface	1	16.4 16.5	16.5	7.8 8.0	7.9	34.2 34.0	34.1	98.1 98.5	98.3	7.2 7.2	7.2	7.2	2.5 2.2	2.4	2.7	5.0 6.0	5.5	8.2
				Middle	6	16.5 16.4	16.5	8.6 8.0	8.3	34.0 34.1	34.1	97.4 99.1	98.3	7.2 7.1	7.2		2.3 2.5	2.4		9.0 9.0	9.0	
				Bottom	11	16.3 16.4	16.4	8.0 8.9	8.5	34.0 34.2	34.1	104.5 104.6	104.6	7.7 7.6	7.7		2.9 3.4	3.2		10.0 10.0	10.0	
21-Jan-09	Sunny	Moderate	10:29	Surface	1	20.1 20.2	20.2	7.7 7.9	7.8	33.7 33.6	33.7	107.5 105.4	106.5	7.1 6.9	7.0	6.8	1.8 1.9	1.9	2.4	<2.5 <2.5	<2.5	2.8
				Middle	5.5	20.1 20.1	20.1	8.4 8.0	8.2	33.9 33.9	33.9	91.8 91.3	91.6	6.5 6.5	6.5		2.2 2.3	2.3		3.0 3.0	3.0	
				Bottom	10	20.0 20.0	20.0	7.7 8.2	8.0	34.0 34.0	34.0	89.2 88.9	89.1	6.4 6.4	6.4		2.9 2.9	2.9		<2.5 3.0	2.8	
23-Jan-09	Sunny	Calm	11:10	Surface	1	21.7 21.6	21.7	7.7 7.9	7.8	34.6 34.6	34.6	98.9 98.9	98.9	6.8 6.7	6.8	6.5	1.8 1.9	1.9	2.3	3.0 3.0	3.0	3.2
				Middle	6	21.5 21.5	21.5	8.4 8.0	8.2	34.9 34.9	34.9	86.9 86.6	86.8	6.1 6.1	6.1		2.4 2.5	2.5		3.0 3.0	3.0	
				Bottom	11	21.2 21.2	21.2	7.7 8.2	8.0	35.0 34.1	34.6	85.8 85.9	85.9	6.0 6.1	6.1		2.5 2.6	2.6		3.0 4.0	3.5	
29-Jan-09	Fine	Calm	09:10	Surface	1	18.2 18.2	18.2	8.2 8.2	8.2	31.0 31.0	31.0	96.4 96.2	96.3	6.6 6.6	6.6	6.4	3.0 2.7	2.9	3.3	5.0 6.0	5.5	8.5
				Middle	6	18.2 18.2	18.2	8.3 8.0	8.2	31.0 31.0	31.0	90.6 90.1	90.4	6.2 6.1	6.2		3.3 3.4	3.4		8.0 8.0	8.0	
				Bottom	11	18.2 18.2	18.2	7.9 8.4	8.2	31.0 30.5	30.8	88.8 88.7	88.8	6.2 6.2	6.2		3.5 3.7	3.6		12.0 12.0	12.0	
31-Jan-09	Sunny	Calm	09:44	Surface	1	16.6 16.6	16.6	8.4 8.2	8.3	31.5 31.5	31.5	99.6 99.5	99.6	6.9 6.8	6.9	6.7	2.5 2.6	2.6	3.0	10.0 10.0	10.0	11.0
				Middle	6	16.7 16.7	16.7	8.1 7.8	8.0	31.5 31.5	31.5	89.2 88.7	89.0	6.4 6.4	6.4		3.0 3.2	3.1		10.0 10.0	10.0	
				Bottom	11	16.7 16.7	16.7	7.9 7.8	7.9	31.4 30.9	31.2	87.8 87.8	87.8	6.3 6.3	6.3		3.2 3.3	3.3		13.0 13.0	13.0	

Remarks: The reporting limit for laboratory analysis of suspended solids is 2.5 mg/L. For the results below the reporting limit, the SS level will be taken as 2.5 mg/L.  
 \* DA: Depth-Averaged  
 \*\* Calm: Small or no wave; Moderate: Between calm and rough; Rough : White capped or rougher

**Water Quality Monitoring Results at CE - Mid-Ebb Tide (without marine works but with silt curtain)**

Date	Weather Condition	Sea Condition**	Sampling Time	Depth (m)		Water Temperature (°C)		pH		Salinity ppt		DO Saturation (%)		Dissolved Oxygen (mg/L)			Turbidity(NTU)			Suspended Solids (mg/L)		
						Value	Average	Value	Average	Value	Average	Value	Average	Value	Average	DA*	Value	Average	DA*	Value	Average	DA*
2-Feb-09	Sunny	Calm	17:49	Surface	1	17.5 17.4	17.5	7.8 7.8	7.8	34.0 34.1	34.1	98.5 97.3	97.9	7.1 7.2	7.2	7.4	3.2 2.8	3.0	3.5	10.0 10.0	10.0	9.3
				Middle	5.5	17.3 17.5	17.4	7.9 7.8	7.9	34.2 34.2	34.2	102.1 105.6	103.9	7.5 7.6	7.6		3.4 3.6	3.5		8.0 8.0	8.0	
				Bottom	10	17.5 17.4	17.5	7.8 7.6	7.7	34.1 34.2	34.2	105.3 102.5	103.9	7.8 7.5	7.7		3.9 4.2	4.1		10.0 10.0	10.0	
4-Feb-09	Sunny	Calm	09:01	Surface	1	17.0 17.0	17.0	7.9 7.7	7.8	31.9 31.9	31.9	90.9 88.9	89.9	6.6 6.5	6.6	6.6	3.6 3.6	3.6	4.6	9.0 9.0	9.0	10.0
				Middle	5.5	17.0 17.0	17.0	8.0 8.0	8.0	31.6 31.7	31.7	88.4 88.4	88.4	6.5 6.5	6.5		5.1 5.1	5.1		11.0 11.0	11.0	
				Bottom	10	17.0 17.0	17.0	7.6 7.8	7.7	32.0 31.8	31.9	88.2 88.4	88.3	6.4 6.4	6.4		5.1 5.1	5.1		10.0 10.0	10.0	
9-Feb-09	Sunny	Calm	14:09	Surface	1	18.2 18.2	18.2	7.8 7.9	7.9	33.9 33.9	33.9	93.6 93.4	93.5	6.8 6.7	6.8	6.7	1.7 1.6	1.7	2.1	10.0 10.0	10.0	9.3
				Middle	6	18.0 18.0	18.0	7.8 8.1	8.0	34.1 34.1	34.1	91.0 90.7	90.9	6.6 6.6	6.6		1.7 1.8	1.8		9.0 9.0	9.0	
				Bottom	11	18.1 18.1	18.1	8.1 8.1	8.1	34.3 34.3	34.3	90.0 89.9	90.0	6.5 6.5	6.5		2.8 2.8	2.8		9.0 9.0	9.0	
11-Feb-09	Sunny	Calm	15:05	Surface	1	19.4 19.4	19.4	7.9 7.9	7.9	34.6 34.6	34.6	89.9 90.5	90.2	6.4 6.5	6.5	6.4	4.0 4.0	4.0	5.0	3.0 3.0	3.0	3.3
				Middle	5.5	19.5 19.5	19.5	8.0 7.9	8.0	34.3 34.4	34.4	87.4 87.4	87.4	6.3 6.3	6.3		5.5 5.5	5.5		3.0 3.0	3.0	
				Bottom	10	19.5 19.5	19.5	7.7 7.6	7.7	34.7 34.5	34.6	86.2 86.4	86.3	6.1 6.1	6.1		5.5 5.5	5.5		4.0 4.0	4.0	
13-Feb-09	Fine	Calm	16:16	Surface	1	18.9 18.9	18.9	7.8 7.6	7.7	34.4 34.4	34.4	102.6 101.1	101.9	6.8 6.7	6.8	6.4	2.1 2.1	2.1	2.6	8.0 8.0	8.0	7.7
				Middle	5.5	18.0 18.0	18.0	8.2 8.4	8.3	34.8 34.8	34.8	90.4 87.1	88.8	6.1 5.8	6.0		2.5 2.6	2.6		8.0 8.0	8.0	
				Bottom	10	17.8 17.8	17.8	7.7 8.1	7.9	34.9 34.9	34.9	85.9 86.7	86.3	6.1 6.1	6.1		3.1 3.1	3.1		7.0 7.0	7.0	
16-Feb-09	Cloudy	Calm	17:18	Surface	1	21.2 21.2	21.2	7.4 7.6	7.5	32.5 32.5	32.5	99.0 99.1	99.1	6.9 6.9	6.9	6.9	4.7 5.3	5.0	4.6	6.0 6.0	6.0	7.7
				Middle	5.5	20.0 19.9	20.0	7.2 7.4	7.3	32.8 32.7	32.8	97.1 95.5	96.3	6.8 6.7	6.8		4.7 4.9	4.8		8.0 8.0	8.0	
				Bottom	10	18.7 18.7	18.7	7.4 7.0	7.2	32.3 32.3	32.3	89.1 87.5	88.3	6.3 6.2	6.3		4.1 3.9	4.0		9.0 9.0	9.0	
23-Feb-09	Sunny	Calm	13:25	Surface	1	20.4 20.4	20.4	8.3 8.1	8.2	35.8 35.8	35.8	98.9 98.9	98.9	7.2 7.2	7.2	7.2	2.4 2.3	2.4	2.8	13.0 13.0	13.0	12.2
				Middle	5.5	20.4 20.0	20.2	8.3 8.0	8.2	35.7 35.8	35.8	96.7 96.7	96.7	7.1 7.1	7.1		2.9 2.7	2.8		10.0 10.0	10.0	
				Bottom	10	19.8 19.8	19.8	7.9 7.9	7.9	35.8 35.8	35.8	94.4 94.4	94.4	7.0 7.0	7.0		3.2 3.2	3.2		13.0 14.0	13.5	
25-Feb-09	Sunny	Calm	15:15	Surface	1	21.4 21.4	21.4	7.7 7.8	7.8	34.8 34.8	34.8	95.7 93.6	94.7	6.5 6.4	6.5	6.4	2.6 2.4	2.5	2.8	6.0 6.0	6.0	7.3
				Middle	5.5	21.4 21.4	21.4	7.7 7.7	7.7	34.5 34.6	34.6	93.0 93.0	93.0	6.3 6.3	6.3		2.8 2.8	2.8		7.0 7.0	7.0	
				Bottom	10	21.4 21.4	21.4	7.9 7.7	7.8	35.0 34.7	34.9	90.8 91.0	90.9	6.1 6.1	6.1		3.2 3.2	3.2		9.0 9.0	9.0	
27-Feb-09	Sunny	Calm	14:46	Surface	1	19.4 19.4	19.4	7.8 7.9	7.9	34.0 34.0	34.0	94.0 94.0	94.0	6.9 6.9	6.9	6.9	2.7 2.6	2.7	3.1	10.0 10.0	10.0	10.8
				Middle	5.5	19.3 19.0	19.2	7.8 7.7	7.8	33.9 34.0	34.0	91.9 91.9	91.9	6.8 6.8	6.8		3.2 3.0	3.1		13.0 13.0	13.0	
				Bottom	10	18.8 18.8	18.8	7.7 7.7	7.7	34.0 34.0	34.0	89.7 89.7	89.7	6.6 6.7	6.7		3.5 3.5	3.5		9.0 10.0	9.5	
2-Mar-09	Fine	Calm	16:47	Surface	1	18.4 18.3	18.4	8.0 7.9	8.0	34.4 34.4	34.4	100.8 100.8	100.8	7.4 7.4	7.4	7.4	2.2 2.1	2.2	2.6	7.0 7.0	7.0	8.7
				Middle	5.5	18.3 18.0	18.2	8.1 8.2	8.2	34.3 34.3	34.3	98.6 98.7	98.7	7.3 7.3	7.3		2.7 2.5	2.6		9.0 9.0	9.0	
				Bottom	10	17.8 17.8	17.8	7.9 8.2	8.1	34.3 34.3	34.3	96.2 96.2	96.2	7.1 7.1	7.1		3.0 3.0	3.0		10.0 10.0	10.0	

### Water Quality Monitoring Results at CE - Mid-Ebb Tide (without marine works but with silt curtain)

Date	Weather Condition	Sea Condition**	Sampling Time	Depth (m)		Water Temperature (°C)		pH		Salinity ppt		DO Saturation (%)		Dissolved Oxygen (mg/L)			Turbidity(NTU)			Suspended Solids (mg/L)		
						Value	Average	Value	Average	Value	Average	Value	Average	Value	Average	DA*	Value	Average	DA*	Value	Average	DA*
4-Mar-09	Cloudy	Moderate	16:31	Surface	1	20.1	20.1	7.9	7.8	36.3	36.4	95.5	94.6	6.9	6.8	6.7	2.6	2.6	3.5	3.0	3.0	6.3
				Middle	5.5	20.1	20.1	8.2	8.2	35.9	35.8	91.2	91.1	6.6	6.6		3.5	3.5		9.0	9.0	
				Bottom	10	20.1	20.1	7.6	7.8	36.5	36.0	90.7	90.6	6.5	6.5		6.5	4.3		4.3	7.0	
6-Mar-09	Cloudy	Calm	09:21	Surface	1	19.4	19.4	8.1	8.0	34.0	34.1	98.7	98.1	7.2	7.2	7.5	3.0	3.0	3.5	10.0	9.5	8.7
				Middle	5.5	19.3	19.3	7.5	7.2	34.0	34.0	102.1	103.9	7.6	7.7		3.3	3.4		9.0	9.0	
				Bottom	10	19.3	19.4	7.3	7.0	34.0	34.2	105.3	102.4	7.6	7.6		7.6	4.0		4.2	7.0	
9-Mar-09	Cloudy	Moderate	12:33	Surface	1	18.7	18.8	7.7	7.7	36.4	36.3	105.0	104.1	7.9	7.8	7.7	2.7	2.7	3.6	6.0	6.0	7.8
				Middle	5.5	19.0	19.0	7.8	7.9	36.1	36.1	101.4	100.2	7.6	7.6		3.5	3.6		8.0	8.0	
				Bottom	10	19.1	19.1	7.9	7.9	36.1	36.1	97.4	97.0	7.3	7.3		7.3	4.4		4.5	10.0	
11-Mar-09	Fine	Calm	13:43	Surface	1	20.0	20.0	7.6	7.7	35.8	35.8	92.8	91.9	6.5	6.5	6.5	3.5	3.5	4.5	8.0	8.0	6.8
				Middle	5.5	20.0	20.0	7.9	7.9	35.5	35.6	90.9	90.5	6.4	6.4		5.0	5.0		7.0	7.0	
				Bottom	10	20.0	20.0	7.9	8.0	36.0	35.7	90.3	90.5	6.3	6.4		6.4	5.0		5.0	5.0	
13-Mar-09	Fine	Calm	14:34	Surface	1	19.3	19.3	8.1	8.1	36.0	36.1	93.2	92.2	6.5	6.5	6.5	2.1	2.0	2.3	9.0	9.0	8.5
				Middle	5.5	19.3	19.3	8.0	8.0	35.8	35.8	90.5	90.5	6.4	6.4		2.3	2.3		9.0	9.0	
				Bottom	10	19.3	19.3	8.0	8.0	36.2	35.9	90.3	90.5	6.3	6.4		6.4	2.7		2.7	7.0	
16-Mar-09	Sunny	Calm	15:08	Surface	1	19.7	19.7	8.0	8.0	36.5	36.5	101.5	101.1	7.2	7.2	7.0	3.7	3.8	4.5	8.0	8.0	7.7
				Middle	3.5	19.6	19.6	7.8	8.0	36.1	36.1	94.6	94.3	6.8	6.8		4.2	4.4		8.0	8.0	
				Bottom	6	19.5	19.5	8.4	8.3	35.8	36.4	93.8	93.6	6.7	6.7		6.7	5.3		5.4	7.0	
18-Mar-09	Sunny	Calm	12:53	Surface	1	22.6	22.7	7.9	7.9	35.9	35.9	97.1	97.2	6.4	6.4	6.4	3.9	4.0	4.5	5.0	5.0	8.3
				Middle	5.5	22.3	22.3	7.8	7.8	35.9	35.9	89.8	90.0	6.3	6.3		4.6	4.7		8.0	8.0	
				Bottom	10	22.2	22.2	7.7	7.7	36.2	36.0	84.5	84.3	6.2	6.2		6.2	4.9		4.9	12.0	
23-Mar-09	Cloudy	Calm	11:59	Surface	1	21.3	21.3	7.6	7.7	36.3	36.4	100.9	100.6	7.3	7.3	7.2	1.8	1.9	2.4	4.0	4.0	4.2
				Middle	5.5	20.9	20.9	7.7	7.7	36.1	36.0	98.1	98.2	7.1	7.1		2.2	2.1		3.0	3.0	
				Bottom	10	20.7	20.7	8.0	7.9	36.5	36.7	97.9	97.9	7.1	7.1		7.1	3.2		3.2	5.0	
25-Mar-09	Cloudy	Moderate	12:43	Surface	1	20.8	20.8	8.0	8.0	36.5	36.5	92.6	91.5	6.7	6.6	6.5	3.5	3.6	3.6	7.0	7.0	6.0
				Middle	5.5	20.8	20.8	8.0	8.0	36.7	36.7	88.8	88.8	6.4	6.4		3.8	3.7		5.0	5.0	
				Bottom	10	20.8	20.8	8.0	8.1	36.8	36.8	89.3	89.6	6.4	6.5		6.5	3.5		3.6	6.0	
27-Mar-09	Cloudy	Moderate	13:35	Surface	1	21.9	21.8	7.8	7.9	36.0	36.1	97.3	97.0	6.8	6.8	6.7	2.1	2.2	2.7	8.0	8.0	7.8
				Middle	5.5	21.5	21.5	7.8	7.9	35.8	35.8	94.5	94.6	6.6	6.6		2.5	2.4		7.0	7.0	
				Bottom	10	21.2	21.2	8.2	8.1	36.3	36.4	94.3	94.3	6.6	6.6		6.6	3.5		3.5	8.0	

**Water Quality Monitoring Results at CE - Mid-Ebb Tide (without marine works but with silt curtain)**

Date	Weather Condition	Sea Condition**	Sampling Time	Depth (m)		Water Temperature (°C)		pH		Salinity ppt		DO Saturation (%)		Dissolved Oxygen (mg/L)			Turbidity(NTU)			Suspended Solids (mg/L)		
						Value	Average	Value	Average	Value	Average	Value	Average	Value	Average	DA*	Value	Average	DA*	Value	Average	DA*
30-Mar-09	Cloudy	Moderate	14:47	Surface	1	20.7	20.7	8.2	8.1	36.3	35.8	90.2	90.1	6.4	6.4	6.4	3.2	3.2	2.4	10.0	10.0	11.3
				Middle	5.5	20.7	20.7	7.7	7.9	35.3	35.5	88.2	88.3	6.3	6.3		1.5	1.5		12.0	12.0	
				Bottom	10	20.8	20.8	8.0	7.9	36.5	36.5	84.1	84.1	6.1	6.1		2.6	2.6		12.0	12.0	
1-Apr-09	Sunny	Calm	15:44	Surface	1	23.0	23.0	8.3	7.9	35.5	35.6	107.7	107.8	7.3	7.3	7.2	3.7	4.0	3.6	9.0	9.0	7.5
				Middle	5.5	22.5	22.5	8.4	8.0	36.0	36.0	102.5	102.1	7.0	7.0		3.7	3.8		6.0	6.5	
				Bottom	10	22.1	22.1	7.7	7.6	36.3	36.3	96.1	95.2	6.5	6.5		3.1	3.0		7.0	7.0	
6-Apr-09	Cloudy	Calm	10:41	Surface	1	20.8	20.9	7.8	7.8	35.3	35.2	87.3	87.3	6.4	6.4	6.4	2.1	2.1	2.8	8.0	8.0	6.8
				Middle	5.5	21.0	21.0	8.0	8.0	36.6	35.2	87.2	87.2	6.3	6.4		2.8	2.8		8.0	8.0	
				Bottom	10	21.0	21.0	7.7	7.8	36.6	36.9	85.9	85.8	6.2	6.2		3.5	3.5		4.0	4.5	
8-Apr-09	Sunny	Calm	11:34	Surface	1	21.1	21.1	7.8	7.8	36.5	35.9	91.2	89.9	6.6	6.6	6.4	6.8	6.8	9.3	5.0	5.0	7.2
				Middle	5.5	21.0	21.0	7.7	7.8	36.5	36.4	84.2	84.2	6.1	6.1		9.8	9.9		7.0	7.0	
				Bottom	10	21.0	21.0	8.0	8.0	36.4	35.3	87.5	87.5	6.3	6.3		10.8	11.1		10.0	9.5	
10-Apr-09	Sunny	Calm	12:28	Surface	1	21.6	21.6	7.9	7.9	36.9	36.9	89.1	88.9	6.5	6.5	6.4	2.4	2.5	2.8	3.0	3.0	4.0
				Middle	5.5	21.6	21.6	7.9	8.0	37.0	37.0	87.0	86.6	6.3	6.3		2.3	2.4		5.0	5.0	
				Bottom	10	21.6	21.6	7.9	7.9	37.1	37.1	86.4	86.4	6.3	6.3		3.6	3.5		4.0	4.0	
13-Apr-09	Fine	Calm	14:28	Surface	1	22.9	22.9	8.2	8.2	36.1	35.5	84.0	84.1	6.3	6.3	6.3	4.8	4.8	4.5	7.0	7.0	7.8
				Middle	5.5	22.8	22.8	8.6	8.7	36.8	36.4	84.4	84.6	6.3	6.3		4.4	4.5		11.0	11.0	
				Bottom	10	22.8	22.8	8.3	8.3	35.9	34.9	85.8	85.7	6.4	6.4		4.2	4.2		5.0	5.5	
15-Apr-09	Sunny	Calm	16:49	Surface	1	22.1	22.1	8.0	7.8	36.5	36.4	97.1	96.6	7.1	7.1	6.9	3.2	3.2	3.5	3.0	3.0	3.5
				Middle	5.5	22.3	22.4	8.2	8.3	36.2	36.2	93.4	92.2	6.7	6.7		3.3	3.3		4.0	3.5	
				Bottom	10	22.4	22.4	7.7	8.0	36.2	36.2	89.3	88.9	6.4	6.4		3.9	4.0		4.0	4.0	
17-Apr-09	Fine	Calm	16:46	Surface	1	22.4	22.4	7.9	7.9	36.7	36.7	92.3	92.4	6.5	6.5	6.6	1.9	1.9	2.6	3.0	3.0	3.8
				Middle	5.5	22.2	22.2	7.7	7.9	36.9	36.5	93.5	93.7	6.6	6.6		2.1	2.3		3.0	3.0	
				Bottom	10	22.1	22.1	7.9	7.9	35.3	35.9	92.7	92.3	6.6	6.6		3.4	3.5		6.0	5.5	
20-Apr-09	Sunny	Calm	10:06	Surface	1	25.3	25.3	8.0	8.0	35.0	34.4	90.5	89.3	6.6	6.6	6.4	3.3	3.3	3.4	4.0	4.0	5.2
				Middle	5.5	25.5	25.5	8.2	8.2	35.3	35.4	83.7	83.7	6.1	6.2		3.6	3.6		5.0	5.5	
				Bottom	10	25.4	25.4	7.9	8.0	35.4	35.4	83.2	83.1	6.2	6.2		3.4	3.4		6.0	6.0	
22-Apr-09	Fine	Calm	10:49	Surface	1	22.8	22.8	7.8	7.8	36.6	36.8	91.3	91.2	6.4	6.4	6.4	2.4	2.4	2.5	5.0	5.0	6.3
				Middle	5.5	22.8	22.8	7.9	7.9	37.0	36.9	91.1	90.8	6.4	6.4		2.3	2.3		6.0	6.0	
				Bottom	10	22.8	22.8	7.9	8.0	36.5	36.4	90.6	89.9	6.4	6.4		2.6	2.7		8.0	8.0	

### Water Quality Monitoring Results at CE - Mid-Ebb Tide (without marine works but with silt curtain)

Date	Weather Condition	Sea Condition**	Sampling Time	Depth (m)		Water Temperature (°C)		pH		Salinity ppt		DO Saturation (%)		Dissolved Oxygen (mg/L)			Turbidity(NTU)			Suspended Solids (mg/L)		
						Value	Average	Value	Average	Value	Average	Value	Average	Value	Average	DA*	Value	Average	DA*	Value	Average	DA*
24-Apr-09	Sunny	Calm	11:36	Surface	1	20.8	20.8	7.9	7.9	36.2	36.2	91.1	90.8	6.6	6.6	6.5	2.5	2.6	3.2	10.0	10.0	9.8
				Middle	5.5	20.8	20.8	8.2	8.3	36.3	36.3	88.9	88.7	6.4	6.4		2.3	2.4		9.0	9.5	
				Bottom	10	20.8	20.8	7.8	7.9	36.3	36.3	88.2	88.2	6.4	6.4		4.6	4.7		10.0	10.0	
27-Apr-09	Sunny	Calm	13:42	Surface	1	22.6	22.6	8.2	8.1	35.0	35.9	89.6	89.5	6.6	6.6	6.6	3.5	3.5	3.4	9.0	9.0	8.8
				Middle	5.5	22.5	22.5	8.3	8.2	37.0	36.2	89.7	89.9	6.5	6.6		3.5	3.5		9.0	9.0	
				Bottom	10	22.4	22.4	7.9	7.9	35.1	35.6	90.1	90.2	6.6	6.6		3.4	3.3		8.0	8.5	
29-Apr-09	Sunny	Calm	15:17	Surface	1	22.4	22.4	7.9	7.9	36.7	36.6	86.7	86.7	6.4	6.4	6.4	3.7	3.8	3.8	8.0	8.0	8.2
				Middle	5.5	22.3	22.3	7.7	7.8	36.3	36.6	86.8	86.9	6.4	6.4		3.4	3.4		9.0	9.0	
				Bottom	10	22.2	22.2	7.8	7.7	37.0	37.0	86.8	86.8	6.4	6.4		4.3	4.3		7.0	7.5	
1-May-09	Sunny	Moderate	16:39	Surface	1	23.2	23.2	7.7	7.7	37.5	36.9	84.6	84.7	6.6	6.6	6.6	3.2	3.2	3.3	9.0	9.0	9.0
				Middle	5.5	23.3	23.3	7.7	7.7	38.2	37.8	85.0	85.2	6.6	6.6		3.4	3.5		9.0	9.0	
				Bottom	10	23.2	23.2	7.8	7.9	37.3	36.2	86.4	86.3	6.7	6.8		3.2	3.2		9.0	9.0	
4-May-09	Sunny	Moderate	09:13	Surface	1	22.8	22.8	7.8	7.8	35.0	35.5	89.9	88.9	6.4	6.3	6.4	1.9	2.0	2.6	11.0	11.0	10.2
				Middle	5.5	22.6	22.6	7.8	7.8	36.1	34.4	90.5	90.6	6.4	6.5		2.0	2.0		6.0	6.0	
				Bottom	10	22.6	22.6	7.7	7.8	34.0	33.4	89.9	89.9	6.4	6.5		3.7	3.7		14.0	13.5	
6-May-09	Sunny	Moderate	10:30	Surface	1	25.9	25.9	7.8	7.8	36.8	36.1	91.7	90.4	6.7	6.7	6.5	2.6	2.6	3.0	10.0	10.0	13.2
				Middle	5.5	25.8	25.8	8.0	8.0	36.7	36.8	84.7	84.7	6.2	6.2		2.8	2.8		18.0	18.0	
				Bottom	10	25.8	25.8	7.8	7.9	36.8	36.8	84.2	84.1	6.2	6.3		3.4	3.5		11.0	11.5	
8-May-09	Sunny	Calm	11:36	Surface	1	23.3	23.3	7.9	7.9	36.5	36.5	90.8	90.7	6.4	6.4	6.5	4.3	4.4	4.0	16.0	16.0	13.2
				Middle	5.5	23.2	23.2	7.9	7.9	36.2	36.2	91.2	91.8	6.4	6.5		3.8	3.6		12.0	12.0	
				Bottom	10	23.2	23.2	7.8	7.8	35.2	35.7	89.9	90.0	6.3	6.3		3.6	3.9		11.0	11.5	
11-May-09	Sunny	Calm	14:31	Surface	1	25.3	25.3	8.1	8.1	34.1	34.2	89.1	88.8	6.3	6.3	6.4	3.7	3.7	3.7	6.0	6.0	8.8
				Middle	5.5	25.2	25.2	8.1	8.2	35.0	34.6	89.9	90.2	6.5	6.5		3.7	3.7		9.0	9.5	
				Bottom	10	25.2	25.2	8.1	8.1	34.2	34.0	86.8	86.7	6.4	6.4		3.6	3.6		11.0	11.0	
13-May-09	Sunny	Calm	14:39	Surface	1	24.4	24.4	7.6	7.7	33.4	33.5	97.1	95.3	6.9	6.8	6.7	2.5	2.5	3.1	7.0	7.0	8.5
				Middle	6	24.3	24.3	7.9	7.8	33.5	33.6	90.2	88.6	6.5	6.5		3.3	3.3		11.0	11.0	
				Bottom	11	24.3	24.3	7.8	7.9	33.8	33.6	87.5	89.9	6.3	6.4		3.6	3.6		7.0	7.5	
15-May-09	Sunny	Calm	17:11	Surface	1	27.3	27.3	7.9	7.9	36.3	36.3	89.6	89.6	6.5	6.5	6.4	2.2	2.2	2.8	5.0	5.0	5.3
				Middle	5.5	27.2	27.2	8.1	8.1	35.1	35.1	81.6	81.6	6.2	6.2		2.5	2.5		5.0	5.0	
				Bottom	10	27.2	27.2	7.7	7.8	35.5	35.5	80.2	80.4	6.1	6.1		3.6	3.6		6.0	6.0	

### Water Quality Monitoring Results at CE - Mid-Ebb Tide (without marine works but with silt curtain)

Date	Weather Condition	Sea Condition**	Sampling Time	Depth (m)		Water Temperature (°C)		pH		Salinity ppt		DO Saturation (%)		Dissolved Oxygen (mg/L)			Turbidity(NTU)			Suspended Solids (mg/L)		
						Value	Average	Value	Average	Value	Average	Value	Average	Value	Average	DA*	Value	Average	DA*	Value	Average	DA*
18-May-09	Sunny	Moderate	08:55	Surface	1	25.6 25.7	25.7	7.7 7.8	7.8	32.8 32.8	32.8	104.2 106.2	105.2	6.7 6.8	6.8	7.0	1.3 1.2	1.3	1.8	14.0 14.0	14.0	9.3
				Middle	6	24.8 24.8	24.8	7.8 8.0	7.9	33.7 33.7	33.7	109.9 109.7	109.8	7.2 7.2	7.2		1.9 1.8	1.9		8.0 8.0	8.0	
				Bottom	11	24.6 24.6	24.6	8.0 8.0	8.0	34.0 34.0	34.0	102.5 100.7	101.6	6.7 6.6	6.7		2.0 2.1	2.1		6.0 6.0	6.0	
20-May-09	Fine	Calm	10:45	Surface	1	28.7 28.5	28.6	7.8 7.9	7.9	36.9 37.1	37.0	96.5 95.8	96.2	6.6 6.5	6.6	6.5	7.0 7.2	7.1	7.6	9.0 9.0	9.0	7.5
				Middle	5.5	28.3 28.2	28.3	7.8 7.9	7.9	36.7 36.7	36.7	93.7 93.8	93.8	6.3 6.4	6.4		7.4 7.2	7.3		8.0 8.0	8.0	
				Bottom	10	28.0 28.0	28.0	8.2 7.9	8.1	37.2 37.3	37.3	93.5 93.5	93.5	6.3 6.3	6.3		8.4 8.3	8.4		5.0 6.0	5.5	
22-May-09	Cloudy	Calm	10:58	Surface	1	26.5 26.5	26.5	7.6 7.7	7.7	30.1 30.1	30.1	104.7 105.0	104.9	7.0 7.0	7.0	6.8	1.2 1.1	1.2	1.7	13.0 13.0	13.0	10.5
				Middle	6	26.1 26.1	26.1	7.9 7.9	7.9	30.8 30.8	30.8	98.3 96.6	97.5	6.5 6.4	6.5		1.9 1.9	1.9		10.0 10.0	10.0	
				Bottom	11	26.0 26.0	26.0	7.8 7.9	7.9	30.9 30.9	30.9	93.0 92.4	92.7	6.2 6.1	6.2		2.0 1.9	2.0		8.0 9.0	8.5	
25-May-09	Rainy	Moderate	13:25	Surface	1	21.2 21.2	21.2	7.9 7.9	7.9	34.7 33.1	33.9	89.9 89.9	89.9	6.4 6.4	6.4	6.4	1.9 2.1	2.0	2.2	6.0 7.0	6.5	8.0
				Middle	5.5	21.2 21.2	21.2	7.9 8.0	8.0	33.0 33.1	33.1	89.7 89.7	89.7	6.4 6.4	6.4		2.3 2.2	2.3		8.0 8.0	8.0	
				Bottom	10	21.2 21.2	21.2	7.9 7.9	7.9	35.2 35.0	35.1	89.4 89.2	89.3	6.4 6.4	6.4		2.5 2.3	2.4		10.0 9.0	9.5	
27-May-09	Cloudy	Calm	14:32	Surface	1	24.6 24.6	24.6	7.8 7.9	7.9	36.3 35.9	36.1	89.4 89.5	89.5	6.4 6.4	6.4	6.4	3.0 2.9	3.0	3.2	4.0 4.0	4.0	6.0
				Middle	5.5	24.5 24.3	24.4	8.1 8.1	8.1	34.9 36.4	35.7	88.4 88.4	88.4	6.4 6.4	6.4		2.9 2.7	2.8		6.0 6.0	6.0	
				Bottom	10	24.2 24.1	24.2	7.9 8.2	8.1	36.1 36.4	36.3	87.2 87.1	87.2	6.3 6.3	6.3		3.7 3.9	3.8		8.0 8.0	8.0	
29-May-09	Cloudy	Moderate	17:03	Surface	1	23.1 23.2	23.2	7.8 7.9	7.9	36.4 35.0	35.7	96.5 95.5	96.0	7.0 7.0	7.0	6.8	2.9 2.9	2.9	3.5	5.0 5.0	5.0	7.3
				Middle	5	23.3 23.3	23.3	8.1 8.1	8.1	36.0 36.0	36.0	89.9 89.4	89.7	6.5 6.5	6.5		3.5 3.5	3.5		8.0 8.0	8.0	
				Bottom	9	23.2 23.2	23.2	7.8 8.1	8.0	36.4 36.4	36.4	86.3 86.2	86.3	6.2 6.2	6.2		4.2 4.2	4.2		9.0 9.0	9.0	
1-Jun-09	Sunny	Calm	09:24	Surface	1	25.1 25.1	25.1	7.9 7.7	7.8	35.9 36.0	36.0	97.4 97.4	97.4	7.1 7.1	7.1	7.1	2.6 2.4	2.5	2.9	8.0 8.0	8.0	10.5
				Middle	5.5	25.0 24.7	24.9	8.1 8.2	8.2	35.9 35.9	35.9	95.2 95.2	95.2	7.0 7.0	7.0		2.8 2.5	2.7		14.0 14.0	14.0	
				Bottom	10	24.5 24.4	24.5	7.8 8.0	7.9	36.0 36.0	36.0	92.9 92.9	92.9	6.9 6.9	6.9		3.3 3.4	3.4		9.0 10.0	9.5	
3-Jun-09	Cloudy	Calm	10:52	Surface	1	24.1 24.3	24.2	7.7 7.6	7.7	36.5 36.4	36.5	104.6 102.7	103.7	7.9 7.7	7.8	7.5	1.4 1.5	1.5	2.8	7.0 7.0	7.0	11.2
				Middle	5.5	24.5 24.5	24.5	7.9 7.8	7.9	36.9 36.9	36.9	95.8 94.7	95.3	7.2 7.1	7.2		2.6 2.5	2.6		11.0 11.0	11.0	
				Bottom	10	24.5 24.5	24.5	7.7 7.8	7.8	36.9 36.9	36.9	88.2 87.9	88.1	6.6 6.6	6.6		4.3 4.3	4.3		15.0 16.0	15.5	
5-Jun-09	Sunny	Calm	11:59	Surface	1	30.3 30.1	30.2	7.7 7.8	7.8	35.4 35.6	35.5	99.1 98.4	98.8	6.9 6.9	6.9	6.9	5.3 5.5	5.4	5.9	10.0 10.0	10.0	10.8
				Middle	5.5	29.9 29.8	29.9	7.8 7.9	7.9	35.3 35.2	35.3	96.3 96.4	96.4	6.7 6.8	6.8		5.7 5.5	5.6		13.0 13.0	13.0	
				Bottom	10	29.7 29.7	29.7	8.1 7.8	8.0	35.7 35.9	35.8	96.1 96.1	96.1	6.7 6.7	6.7		6.7 6.6	6.7		9.0 10.0	9.5	
8-Jun-09	Cloudy	Moderate	12:36	Surface	1	26.4 26.4	26.4	7.8 7.8	7.8	32.9 32.9	32.9	90.8 89.2	90.0	6.6 6.5	6.6	6.4	3.6 3.7	3.7	3.3	3.0 3.0	3.0	6.2
				Middle	5.5	26.4 26.4	26.4	8.0 8.0	8.0	36.2 36.0	36.1	85.2 85.2	85.2	6.2 6.2	6.2		3.2 3.2	3.2		6.0 6.0	6.0	
				Bottom	10	26.4 26.4	26.4	7.9 8.0	8.0	36.0 36.3	36.2	86.0 86.9	86.5	6.3 6.3	6.3		3.0 2.8	2.9		10.0 9.0	9.5	

**Water Quality Monitoring Results at CE - Mid-Ebb Tide (without marine works but with silt curtain)**

Date	Weather Condition	Sea Condition**	Sampling Time	Depth (m)		Water Temperature (°C)		pH		Salinity ppt		DO Saturation (%)		Dissolved Oxygen (mg/L)			Turbidity(NTU)			Suspended Solids (mg/L)		
						Value	Average	Value	Average	Value	Average	Value	Average	Value	Average	DA*	Value	Average	DA*	Value	Average	DA*
10-Jun-09	Cloudy	Calm	14:08	Surface	1	28.7 28.7	28.7	7.8 7.8	7.8	32.1 32.1	32.1	93.8 93.1	93.5	6.6 6.6	6.6	6.5	5.0 5.0	5.0	5.2	6.0 6.0	6.0	6.7
				Middle	5.5	28.6 28.6	28.6	8.1 8.1	8.1	32.6 32.6	32.6	89.8 89.8	89.8	6.3 6.3	6.3		4.7 4.7	4.7		6.0 6.0	6.0	
				Bottom	10	28.6 28.5	28.6	7.8 7.9	7.9	33.0 33.1	33.1	86.4 85.8	86.1	6.2 6.2	6.2		6.1 5.9	6.0		8.0 8.0	8.0	
12-Jun-09	Cloudy	Calm	15:43	Surface	1	25.2 25.4	25.3	7.9 7.9	7.9	35.8 35.6	35.7	105.5 103.6	104.6	8.0 7.8	7.9	7.6	2.6 2.7	2.7	3.0	4.0 4.0	4.0	3.5
				Middle	5.5	25.6 25.6	25.6	8.0 8.1	8.1	36.1 36.1	36.1	96.8 95.7	96.3	7.3 7.2	7.3		2.8 2.7	2.8		3.0 3.0	3.0	
				Bottom	10	25.6 25.6	25.6	8.1 8.0	8.1	36.2 36.2	36.2	89.3 89.0	89.2	6.7 6.7	6.7		3.4 3.4	3.4		3.0 4.0	3.5	
15-Jun-09	Cloudy	Calm	16:28	Surface	1	26.5 26.5	26.5	7.8 7.6	7.7	35.0 34.7	34.9	88.8 88.8	88.8	6.4 6.3	6.4	6.4	3.4 3.2	3.3	2.9	9.0 9.0	9.0	9.5
				Middle	5.5	26.5 26.5	26.5	7.8 7.6	7.7	34.5 34.8	34.7	89.1 89.1	89.1	6.4 6.4	6.4		2.8 2.8	2.8		9.0 9.0	9.0	
				Bottom	10	26.4 26.4	26.4	7.4 7.4	7.4	34.8 34.4	34.6	88.8 88.6	88.7	6.3 6.3	6.3		2.6 2.3	2.5		11.0 10.0	10.5	
17-Jun-09	Sunny	Calm	08:27	Surface	1	28.2 28.2	28.2	7.9 7.6	7.8	37.8 36.6	37.2	90.9 90.9	90.9	6.7 6.7	6.7	6.5	3.7 3.9	3.8	3.6	8.0 8.0	8.0	11.5
				Middle	5.5	28.1 28.1	28.1	8.2 8.2	8.2	38.0 37.8	37.9	89.5 89.5	89.5	6.2 6.2	6.2		3.9 3.6	3.8		11.0 11.0	11.0	
				Bottom	10	28.1 28.1	28.1	7.6 7.9	7.8	37.0 35.5	36.3	89.5 89.5	89.5	6.2 6.2	6.2		3.2 3.3	3.3		16.0 15.0	15.5	
19-Jun-09	Cloudy	Calm	09:44	Surface	1	28.3 28.2	28.3	7.7 7.7	7.7	37.5 37.6	37.6	91.5 91.6	91.6	6.3 6.3	6.3	6.4	4.5 4.7	4.6	3.8	7.0 7.0	7.0	6.7
				Middle	5.5	28.3 28.2	28.3	7.8 7.8	7.8	37.3 37.3	37.3	92.0 91.9	92.0	6.4 6.4	6.4		4.0 3.4	3.7		6.0 6.0	6.0	
				Bottom	10	28.2 28.3	28.3	7.8 7.8	7.8	36.2 37.4	36.8	91.1 91.1	91.1	6.3 6.3	6.3		3.1 3.0	3.1		7.0 7.0	7.0	
22-Jun-09	Cloudy	Calm	11:58	Surface	1	27.9 27.9	27.9	7.9 7.9	7.9	33.8 32.6	33.2	92.4 89.8	91.1	6.8 6.7	6.8	6.6	3.2 3.3	3.3	3.1	11.0 11.0	11.0	11.0
				Middle	5.5	28.1 28.0	28.1	8.0 8.0	8.0	33.8 33.8	33.8	85.5 85.5	85.5	6.3 6.3	6.3		2.7 2.6	2.7		11.0 11.0	11.0	
				Bottom	10	28.0 28.0	28.0	8.0 8.0	8.0	33.8 33.8	33.8	83.1 83.0	83.1	6.2 6.2	6.2		3.1 3.3	3.2		11.0 11.0	11.0	
24-Jun-09	Cloudy	Calm	13:49	Surface	1	29.1 29.0	29.1	7.9 7.8	7.9	36.2 36.2	36.2	85.3 85.4	85.4	6.5 6.5	6.5	6.5	2.7 2.3	2.5	2.8	6.0 6.0	6.0	5.5
				Middle	5.5	29.0 29.1	29.1	7.8 7.6	7.7	32.7 32.9	32.8	85.7 86.1	85.9	6.5 6.5	6.5		2.6 2.1	2.4		5.0 5.0	5.0	
				Bottom	10	29.1 29.1	29.1	7.6 7.6	7.6	35.7 36.6	36.2	87.1 87.0	87.1	6.5 6.6	6.6		3.3 3.5	3.4		5.0 6.0	5.5	

Remarks: \* DA: Depth-Averaged  
 \*\* Calm: Small or no wave; Moderate: Between calm and rough; Rough : White capped or rougher

**Water Quality Monitoring Results at CF - Mid-Flood Tide (without marine works but with silt curtain)**

Date	Weather Condition	Sea Condition**	Sampling Time	Depth (m)		Water Temperature (°C)		pH		Salinity ppt		DO Saturation (%)		Dissolved Oxygen (mg/L)		Turbidity(NTU)			Suspended Solids (mg/L)					
						Value	Average	Value	Average	Value	Average	Value	Average	Value	Average	DA*	Value	Average	DA*	Value	Average	DA*		
2-Feb-09	Sunny	Calm	10:18	Surface	1	17.3 17.3	17.3	7.9 8.2	8.1	33.3 33.3	33.3	114.9 116.5	115.7	8.6 8.7	8.7	8.7	2.1 2.1	2.1	2.6	8.0 8.0	8.0	9.5		
				Middle	-	-	-	-	-	-	-	-	-	-	-	-	-	-		-	-		-	-
				Bottom	3	17.3 17.3	17.3	8.0 8.0	8.0	33.7 33.8	33.8	108.7 114.3	111.5	8.0 8.3	8.2	8.2	3.0 3.0	3.0		3.0	3.0		11.0 11.0	11.0
4-Feb-09	Sunny	Calm	12:37	Surface	1	16.9 17.0	17.0	7.8 8.1	8.0	31.0 31.1	31.1	97.9 96.6	97.3	7.0 6.9	7.0	7.0	2.1 2.1	2.1	2.3	15.0 15.0	15.0	13.8		
				Middle	-	-	-	-	-	-	-	-	-	-	-	-	-	-		-	-		-	-
				Bottom	3	17.0 17.0	17.0	8.0 8.1	8.1	31.5 31.5	31.5	94.9 94.8	94.9	6.7 6.7	6.7	6.7	2.5 2.5	2.5		2.5	2.5		12.0 13.0	12.5
6-Feb-09	Sunny	Calm	10:10	Surface	1	17.6 17.6	17.6	8.1 7.9	8.0	34.1 34.1	34.1	94.7 94.6	94.7	6.9 6.9	6.9	6.9	2.2 2.2	2.2	2.2	8.0 8.0	8.0	6.3		
				Middle	-	-	-	-	-	-	-	-	-	-	-	-	-	-		-	-		-	-
				Bottom	3	17.6 17.6	17.6	7.8 8.3	8.1	34.2 34.2	34.2	92.3 92.4	92.4	6.7 6.7	6.7	6.7	2.1 2.2	2.2		2.2	2.2		4.0 5.0	4.5
9-Feb-09	Sunny	Calm	08:02	Surface	1	18.4 18.4	18.4	7.9 7.6	7.8	33.6 33.6	33.6	103.0 103.5	103.3	7.5 7.5	7.5	7.5	1.2 1.3	1.3	2.0	10.0 10.0	10.0	9.0		
				Middle	-	-	-	-	-	-	-	-	-	-	-	-	-	-		-	-		-	-
				Bottom	3	18.3 18.2	18.3	8.3 8.3	8.3	33.7 33.7	33.7	102.3 101.5	101.9	7.4 7.4	7.4	7.4	2.6 2.6	2.6		2.6	2.6		8.0 8.0	8.0
11-Feb-09	Sunny	Calm	08:58	Surface	1	19.5 19.5	19.5	7.9 8.0	8.0	33.7 33.8	33.8	105.9 104.6	105.3	6.7 6.6	6.7	6.7	2.7 2.5	2.6	2.8	3.0 4.0	3.5	3.8		
				Middle	-	-	-	-	-	-	-	-	-	-	-	-	-	-		-	-		-	-
				Bottom	3	19.5 19.5	19.5	7.9 8.0	8.0	34.2 34.2	34.2	102.9 102.8	102.9	6.4 6.4	6.4	6.4	2.9 2.8	2.9		2.9	2.9		4.0 4.0	4.0
13-Feb-09	Fine	Calm	09:03	Surface	1	18.8 18.8	18.8	7.8 8.0	7.9	34.6 34.6	34.6	95.4 96.1	95.8	6.3 6.4	6.4	6.4	2.4 2.5	2.5	2.6	6.0 6.0	6.0	7.0		
				Middle	-	-	-	-	-	-	-	-	-	-	-	-	-	-		-	-		-	-
				Bottom	3	18.8 18.8	18.8	8.4 8.2	8.3	34.6 34.6	34.6	94.4 94.2	94.3	6.2 6.2	6.2	6.2	2.7 2.7	2.7		2.7	2.7		8.0 8.0	8.0
16-Feb-09	Fine	Calm	10:17	Surface	1	21.0 21.0	21.0	7.5 7.4	7.5	31.9 31.9	31.9	90.6 90.6	90.6	6.4 6.4	6.4	6.4	3.0 3.0	3.0	4.3	8.0 8.0	8.0	8.3		
				Middle	-	-	-	-	-	-	-	-	-	-	-	-	-	-		-	-		-	-
				Bottom	3	20.4 20.3	20.4	7.2 7.4	7.3	32.0 32.1	32.1	86.5 85.9	86.2	6.1 6.1	6.1	6.1	5.4 5.5	5.5		5.5	5.5		8.0 9.0	8.5
18-Feb-09	Fine	Calm	08:43	Surface	1	19.6 19.6	19.6	7.9 7.7	7.8	34.0 34.0	34.0	85.1 85.1	85.1	6.6 6.6	6.6	6.6	7.0 7.0	7.0	6.7	14.0 13.0	13.5	13.8		
				Middle	-	-	-	-	-	-	-	-	-	-	-	-	-	-		-	-		-	-
				Bottom	3	19.6 19.6	19.6	8.0 8.3	8.2	34.4 34.4	34.4	83.8 84.0	83.9	6.5 6.5	6.5	6.5	6.4 6.3	6.4		6.4	6.4		14.0 14.0	14.0
20-Feb-09	Fine	Calm	10:35	Surface	1	19.4 19.4	19.4	7.4 7.7	7.6	34.1 34.2	34.2	94.3 92.3	93.3	6.5 6.4	6.5	6.5	4.8 4.9	4.9	5.3	10.0 10.0	10.0	10.0		
				Middle	-	-	-	-	-	-	-	-	-	-	-	-	-	-		-	-		-	-
				Bottom	3	19.2 19.2	19.2	7.5 7.6	7.6	34.6 34.6	34.6	91.8 91.8	91.8	6.4 6.4	6.4	6.4	5.7 5.7	5.7		5.7	5.7		10.0 10.0	10.0
23-Feb-09	Sunny	Calm	08:13	Surface	1	20.2 20.0	20.1	7.8 8.3	8.1	35.7 35.7	35.7	96.6 97.3	97.0	7.1 7.2	7.2	7.2	2.4 2.6	2.5	2.9	15.0 15.0	15.0	12.0		
				Middle	-	-	-	-	-	-	-	-	-	-	-	-	-	-		-	-		-	-
				Bottom	3	20.0 19.9	20.0	8.6 8.3	8.5	35.8 35.8	35.8	97.3 98.4	97.9	7.2 7.3	7.3	7.3	3.1 3.2	3.2		3.2	3.2		9.0 9.0	9.0



**Water Quality Monitoring Results at CF - Mid-Flood Tide (without marine works but with silt curtain)**

Date	Weather Condition	Sea Condition**	Sampling Time	Depth (m)		Water Temperature (°C)		pH		Salinity ppt		DO Saturation (%)		Dissolved Oxygen (mg/L)			Turbidity(NTU)			Suspended Solids (mg/L)					
						Value	Average	Value	Average	Value	Average	Value	Average	Value	Average	DA*	Value	Average	DA*	Value	Average	DA*			
25-Feb-09	Sunny	Calm	08:28	Surface	1	21.4 21.4	21.4	7.9 7.9	7.9	33.9 34.1	34.0	105.3 103.9	104.6	7.1 7.0	7.1	7.1	2.6 2.5	2.6	2.8	5.0 5.0	5.0	7.0			
				Middle	-	-	-	-	-	-	-	-	-	-	-		-	-		-	-		-	-	-
				Bottom	3	21.4 21.4	21.4	8.2 8.2	8.2	34.5 34.4	34.5	102.1 102.0	102.1	6.8 6.8	6.8		2.9 2.8	2.9		2.9	9.0 9.0		9.0		
27-Feb-09	Sunny	Calm	08:03	Surface	1	19.2 19.0	19.1	7.8 8.0	7.9	33.9 33.9	33.9	91.8 92.4	92.1	6.8 6.8	6.8	6.8	3.1 3.2	3.2	3.3	10.0 10.0	10.0	11.0			
				Middle	-	-	-	-	-	-	-	-	-	-	-		-	-		-	-		-	-	
				Bottom	3	19.0 18.9	19.0	7.9 7.9	7.9	34.0 34.0	34.0	92.4 93.5	93.0	6.8 6.9	6.9		3.3 3.4	3.4		3.4	12.0 12.0		12.0		
2-Mar-09	Fine	Moderate	08:37	Surface	1	18.2 18.0	18.1	8.2 8.3	8.3	34.3 34.3	34.3	98.5 99.2	98.9	7.3 7.3	7.3	7.3	1.6 1.7	1.7	2.4	7.0 7.0	7.0	8.5			
				Middle	-	-	-	-	-	-	-	-	-	-	-		-	-		-	-		-	-	
				Bottom	3	18.0 17.9	18.0	8.2 8.5	8.4	34.3 34.4	34.4	99.2 100.3	99.8	7.3 7.4	7.4		2.9 3.0	3.0		3.0	10.0 10.0		10.0		
4-Mar-09	Cloudy	Moderate	10:19	Surface	1	20.1 20.1	20.1	7.8 8.1	8.0	35.8 35.7	35.8	100.0 99.5	99.8	7.2 7.2	7.2	7.2	6.5 6.2	6.4	5.8	4.0 4.0	4.0	6.0			
				Middle	-	-	-	-	-	-	-	-	-	-	-		-	-		-	-		-	-	
				Bottom	4	20.1 20.1	20.1	8.2 8.1	8.2	36.2 36.3	36.3	98.5 98.0	98.3	7.1 7.1	7.1		5.2 5.1	5.2		5.2	8.0 8.0		8.0		
9-Mar-09	Cloudy	Moderate	16:30	Surface	1	19.1 19.1	19.1	8.3 8.2	8.3	35.2 35.3	35.3	101.6 101.6	101.6	7.6 7.6	7.6	7.6	4.1 4.1	4.1	4.1	7.0 7.0	7.0	7.0			
				Middle	-	-	-	-	-	-	-	-	-	-	-		-	-		-	-		-	-	
				Bottom	3	19.1 19.1	19.1	8.2 8.0	8.1	35.3 35.3	35.3	97.3 96.3	96.8	7.3 7.2	7.3		4.0 4.1	4.1		4.1	7.0 7.0		7.0		
11-Mar-09	Fine	Calm	16:38	Surface	1	20.0 19.9	20.0	7.7 7.9	7.8	35.0 34.8	34.9	103.0 104.2	103.6	7.2 7.3	7.3	7.3	2.0 2.2	2.1	2.3	8.0 9.0	8.5	8.3			
				Middle	-	-	-	-	-	-	-	-	-	-	-		-	-		-	-		-	-	
				Bottom	3	20.0 20.0	20.0	8.3 8.1	8.2	35.4 35.4	35.4	101.4 101.3	101.4	7.1 7.1	7.1		2.4 2.3	2.4		2.4	8.0 8.0		8.0		
13-Mar-09	Fine	Calm	08:15	Surface	1	19.3 19.3	19.3	8.0 8.2	8.1	35.1 35.3	35.2	105.8 104.4	105.1	7.4 7.3	7.4	7.4	2.1 2.0	2.1	2.4	11.0 11.0	11.0	13.0			
				Middle	-	-	-	-	-	-	-	-	-	-	-		-	-		-	-		-	-	
				Bottom	3	19.3 19.3	19.3	8.4 8.2	8.3	35.7 35.7	35.7	102.6 102.5	102.6	7.2 7.2	7.2		2.5 2.6	2.6		2.6	15.0 15.0		15.0		
16-Mar-09	Sunny	Calm	09:17	Surface	1	19.6 19.7	19.7	7.7 7.8	7.8	35.8 35.7	35.8	93.8 92.7	93.3	6.6 6.6	6.6	6.6	2.8 3.1	3.0	3.5	6.0 5.0	5.5	7.8			
				Middle	-	-	-	-	-	-	-	-	-	-	-		-	-		-	-		-	-	
				Bottom	3	19.7 19.7	19.7	8.0 7.8	7.9	35.2 35.4	35.3	91.6 91.3	91.5	6.5 6.5	6.5		3.8 3.9	3.9		3.9	10.0 10.0		10.0		
20-Mar-09	Sunny	Calm	08:48	Surface	1	25.0 25.0	25.0	8.1 8.3	8.2	32.4 32.4	32.4	105.2 105.2	105.2	7.3 7.3	7.3	7.3	3.9 3.8	3.9	3.7	7.0 7.0	7.0	7.0			
				Middle	-	-	-	-	-	-	-	-	-	-	-		-	-		-	-		-	-	
				Bottom	3	24.7 24.6	24.7	7.9 8.0	8.0	33.2 33.2	33.2	106.4 105.3	105.9	7.4 7.3	7.4		3.2 3.6	3.4		3.4	7.0 7.0		7.0		
23-Mar-09	Cloudy	Calm	16:45	Surface	1	21.3 21.3	21.3	7.8 7.8	7.8	36.6 36.6	36.6	107.5 107.4	107.5	7.7 7.7	7.7	7.7	2.1 2.1	2.1	2.2	3.0 3.0	3.0	4.3			
				Middle	-	-	-	-	-	-	-	-	-	-	-		-	-		-	-		-	-	
				Bottom	3	21.1 21.0	21.1	7.7 8.2	8.0	36.1 36.1	36.1	107.5 107.1	107.3	7.8 7.7	7.8		2.1 2.2	2.2		2.2	6.0 5.0		5.5		

### Water Quality Monitoring Results at CF - Mid-Flood Tide (without marine works but with silt curtain)

Date	Weather Condition	Sea Condition**	Sampling Time	Depth (m)		Water Temperature (°C)		pH		Salinity ppt		DO Saturation (%)		Dissolved Oxygen (mg/L)			Turbidity(NTU)			Suspended Solids (mg/L)					
						Value	Average	Value	Average	Value	Average	Value	Average	Value	Average	DA*	Value	Average	DA*	Value	Average	DA*			
25-Mar-09	Cloudy	Moderate	16:52	Surface	1	20.8 20.8	20.8	8.1 8.2	8.2	36.6 36.6	36.6	92.2 90.4	91.3	6.7 6.5	6.6	6.6	2.1 2.1	2.1	2.3	6.0 6.0	6.0	7.0			
				Middle	-	-	-	-	-	-	-	-	-	-	-		-	-		-	-		-	-	-
				Bottom	3	20.8 20.8	20.8	8.0 8.1	8.1	35.9 35.9	35.9	90.1 90.1	90.1	6.5 6.5	6.5		6.5	2.5 2.5		2.5	6.5		2.5 2.5	2.5	8.0 8.0
27-Mar-09	Cloudy	Moderate	17:29	Surface	1	21.9 21.9	21.9	7.9 7.9	7.9	36.3 36.4	36.4	103.9 103.8	103.9	7.2 7.2	7.2	7.2	2.4 2.4	2.4	2.5	3.0 3.0	3.0	5.5			
				Middle	-	-	-	-	-	-	-	-	-	-	-		-	-		-	-		-	-	-
				Bottom	3	21.6 21.6	21.6	7.9 8.4	8.2	35.8 35.8	35.8	103.9 103.5	103.7	7.3 7.2	7.3		7.3	2.4 2.5		2.5	7.3		2.5 2.5	2.5	8.0 8.0
30-Mar-09	Cloudy	Moderate	08:13	Surface	1	20.9 20.9	20.9	8.2 8.4	8.3	36.9 36.9	36.9	91.5 91.2	91.4	6.6 6.6	6.6	6.6	3.9 3.8	3.9	3.8	11.0 11.0	11.0	11.0			
				Middle	-	-	-	-	-	-	-	-	-	-	-		-	-		-	-		-	-	-
				Bottom	3	20.9 20.9	20.9	7.9 8.1	8.0	36.9 36.7	36.8	91.0 91.1	91.1	6.6 6.6	6.6		6.6	3.8 3.6		3.7	6.6		3.8 3.6	3.7	11.0 11.0
1-Apr-09	Sunny	Calm	09:23	Surface	1	22.2 22.3	22.3	7.9 8.1	8.0	36.0 36.1	36.1	104.5 104.5	104.5	7.1 7.1	7.1	7.1	2.1 2.0	2.1	3.4	6.0 6.0	6.0	10.3			
				Middle	-	-	-	-	-	-	-	-	-	-	-		-	-		-	-		-	-	-
				Bottom	3	21.9 21.8	21.9	7.7 8.1	7.9	35.4 35.4	35.4	105.7 104.6	105.2	7.2 7.1	7.2		7.2	4.5 4.6		4.6	7.2		4.5 4.6	4.6	15.0 14.0
3-Apr-09	Fine	Calm	10:32	Surface	1	20.8 20.9	20.9	7.9 8.0	8.0	36.7 36.8	36.8	89.1 87.5	88.3	6.4 6.3	6.4	6.4	2.3 2.5	2.4	2.5	12.0 12.0	12.0	11.8			
				Middle	-	-	-	-	-	-	-	-	-	-	-		-	-		-	-		-	-	-
				Bottom	3	20.9 20.9	20.9	7.9 7.6	7.8	34.1 36.2	35.2	84.9 84.8	84.9	6.2 6.1	6.2		6.2	2.6 2.6		2.6	6.2		2.6 2.6	2.6	12.0 11.0
6-Apr-09	Cloudy	Calm	15:42	Surface	1	21.1 21.2	21.2	7.8 7.9	7.9	36.2 36.1	36.2	92.9 91.3	92.1	6.7 6.6	6.7	6.7	3.1 3.1	3.1	3.2	8.0 8.0	8.0	7.0			
				Middle	-	-	-	-	-	-	-	-	-	-	-		-	-		-	-		-	-	-
				Bottom	3	21.1 21.1	21.1	7.9 8.0	8.0	36.0 35.0	35.5	90.4 90.3	90.4	6.5 6.5	6.5		6.5	3.2 3.2		3.2	6.5		3.2 3.2	3.2	6.0 6.0
8-Apr-09	Fine	Calm	16:50	Surface	1	21.3 21.2	21.3	7.7 7.8	7.8	36.8 36.8	36.8	101.0 99.6	100.3	7.3 7.2	7.3	7.3	4.1 4.0	4.1	4.1	4.0 4.0	4.0	5.3			
				Middle	-	-	-	-	-	-	-	-	-	-	-		-	-		-	-		-	-	-
				Bottom	3	21.2 21.2	21.2	7.8 7.7	7.8	36.8 36.9	36.9	94.6 94.5	94.6	6.8 6.8	6.8		6.8	4.0 4.1		4.1	6.8		4.0 4.1	4.1	6.0 7.0
10-Apr-09	Sunny	Calm	17:31	Surface	1	21.6 21.7	21.7	7.8 7.8	7.8	36.2 36.7	36.5	90.3 88.0	89.2	6.6 6.4	6.5	6.5	2.6 2.6	2.6	3.3	3.0 3.0	3.0	4.0			
				Middle	-	-	-	-	-	-	-	-	-	-	-		-	-		-	-		-	-	-
				Bottom	3	21.7 21.7	21.7	8.1 8.1	8.1	37.1 37.0	37.1	87.4 87.5	87.5	6.3 6.4	6.4		6.4	3.9 3.9		3.9	6.4		3.9 3.9	3.9	5.0 5.0
13-Apr-09	Fine	Calm	08:25	Surface	1	22.5 22.4	22.5	8.0 8.3	8.2	35.7 36.1	35.9	104.0 102.6	103.3	7.6 7.5	7.6	7.6	3.2 3.4	3.3	3.2	3.0 3.0	3.0	6.5			
				Middle	-	-	-	-	-	-	-	-	-	-	-		-	-		-	-		-	-	-
				Bottom	3	22.4 22.4	22.4	8.7 8.4	8.6	36.1 35.8	36.0	97.7 97.6	97.7	7.2 7.2	7.2		7.2	3.1 3.1		3.1	7.2		3.1 3.1	3.1	10.0 10.0
15-Apr-09	Sunny	Calm	08:13	Surface	1	22.4 22.4	22.4	7.7 8.0	7.9	35.4 35.4	35.4	94.5 93.6	94.1	6.9 6.8	6.9	6.9	4.3 4.3	4.3	4.3	<2.5 <2.5	<2.5	2.8			
				Middle	-	-	-	-	-	-	-	-	-	-	-		-	-		-	-		-	-	-
				Bottom	3	22.4 22.4	22.4	8.2 8.0	8.1	35.4 35.4	35.4	89.2 88.2	88.7	6.5 6.4	6.5		6.5	4.2 4.3		4.3	6.5		4.2 4.3	4.3	3.0 3.0

### Water Quality Monitoring Results at CF - Mid-Flood Tide (without marine works but with silt curtain)

Date	Weather Condition	Sea Condition**	Sampling Time	Depth (m)		Water Temperature (°C)		pH		Salinity ppt		DO Saturation (%)		Dissolved Oxygen (mg/L)			Turbidity(NTU)			Suspended Solids (mg/L)					
						Value	Average	Value	Average	Value	Average	Value	Average	Value	Average	DA*	Value	Average	DA*	Value	Average	DA*			
17-Apr-09	Sunny	Calm	09:18	Surface	1	22.5 22.5	22.5	8.1 8.1	8.1	35.8 36.0	35.9	99.3 98.9	99.1	7.0 7.0	7.0	7.0	1.2 1.2	1.2	1.7	4.0 4.0	4.0	5.3			
				Middle	-	-	-	-	-	-	-	-	-	-	-		-	-		-	-		-	-	-
				Bottom	3	22.2 22.2	22.2	7.9 8.1	8.0	36.8 36.8	36.8	98.3 98.3	98.3	6.9 6.9	6.9		6.9	2.0 2.1		2.1	2.0 2.1		2.1	7.0 6.0	6.5
20-Apr-09	Sunny	Calm	15:03	Surface	1	25.2 25.2	25.2	8.0 8.2	8.1	35.1 34.9	35.0	100.0 98.6	99.3	7.3 7.2	7.3	7.3	3.1 3.0	3.1	3.0	4.0 4.0	4.0	4.5			
				Middle	-	-	-	-	-	-	-	-	-	-	-		-	-		-	-		-	-	
				Bottom	3	25.2 25.2	25.2	8.3 8.1	8.2	34.9 32.8	33.9	93.8 93.7	93.8	6.8 6.8	6.8		6.8	2.7 2.9		2.8	2.7 2.9		2.8	5.0 5.0	5.0
22-Apr-09	Fine	Calm	16:43	Surface	1	22.8 22.8	22.8	7.9 8.0	8.0	36.7 36.2	36.5	99.9 99.8	99.9	7.0 7.0	7.0	7.0	5.2 4.9	5.1	5.0	8.0 8.0	8.0	6.8			
				Middle	-	-	-	-	-	-	-	-	-	-	-		-	-		-	-		-	-	
				Bottom	3	22.8 22.8	22.8	8.1 7.9	8.0	36.4 34.5	35.5	99.9 99.9	99.9	7.0 7.0	7.0		7.0	4.7 5.0		4.9	4.7 5.0		4.9	5.0 6.0	5.5
24-Apr-09	Fine	Calm	16:49	Surface	1	20.8 20.8	20.8	8.2 8.3	8.3	35.5 36.0	35.8	92.2 89.8	91.0	6.7 6.5	6.6	6.6	4.2 3.8	4.0	3.7	10.0 10.0	10.0	9.8			
				Middle	-	-	-	-	-	-	-	-	-	-	-		-	-		-	-		-	-	
				Bottom	3	20.8 20.8	20.8	8.2 8.2	8.2	36.3 36.3	36.3	89.3 89.2	89.3	6.4 6.4	6.4		6.4	3.4 3.2		3.3	3.4 3.2		3.3	9.0 10.0	9.5
27-Apr-09	Sunny	Calm	07:42	Surface	1	22.5 22.5	22.5	7.8 8.2	8.0	36.7 36.7	36.7	108.2 107.7	108.0	7.8 7.8	7.8	7.8	3.4 3.4	3.4	3.6	9.0 9.0	9.0	9.0			
				Middle	-	-	-	-	-	-	-	-	-	-	-		-	-		-	-		-	-	
				Bottom	3	22.5 22.5	22.5	8.5 8.3	8.4	36.7 36.7	36.7	106.7 106.6	106.7	7.7 7.7	7.7		7.7	3.7 3.7		3.7	3.7 3.7		3.7	9.0 9.0	9.0
29-Apr-09	Sunny	Calm	07:47	Surface	1	22.5 22.5	22.5	7.8 7.8	7.8	36.2 34.6	35.4	97.5 96.7	97.1	6.8 6.8	6.8	6.8	3.9 3.6	3.8	3.9	7.0 8.0	7.5	7.8			
				Middle	-	-	-	-	-	-	-	-	-	-	-		-	-		-	-		-	-	
				Bottom	3	22.6 22.6	22.6	7.8 7.8	7.8	34.6 35.5	35.1	95.4 95.3	95.4	6.7 6.7	6.7		6.7	4.0 3.9		4.0	4.0 3.9		4.0	8.0 8.0	8.0
1-May-09	Sunny	Moderate	10:06	Surface	1	22.9 22.9	22.9	7.6 7.8	7.7	36.7 37.2	37.0	105.0 103.6	104.3	8.0 7.9	8.0	8.0	3.8 4.0	3.9	3.6	11.0 11.0	11.0	8.5			
				Middle	-	-	-	-	-	-	-	-	-	-	-		-	-		-	-		-	-	
				Bottom	3	22.8 22.8	22.8	7.9 7.8	7.9	37.2 37.8	37.5	98.8 98.7	98.8	7.6 7.6	7.6		7.6	3.2 3.2		3.2	3.2 3.2		3.2	6.0 6.0	6.0
4-May-09	Sunny	Moderate	14:09	Surface	1	23.1 23.1	23.1	7.6 7.8	7.7	35.5 35.6	35.6	97.3 96.9	97.1	6.9 6.8	6.9	6.9	2.3 2.6	2.5	3.2	4.0 4.0	4.0	10.0			
				Middle	-	-	-	-	-	-	-	-	-	-	-		-	-		-	-		-	-	
				Bottom	3	22.8 22.8	22.8	7.9 7.8	7.9	36.5 36.5	36.5	96.3 96.3	96.3	6.8 6.8	6.8		6.8	3.7 3.8		3.8	3.7 3.8		3.8	16.0 16.0	16.0
6-May-09	Sunny	Moderate	16:51	Surface	1	26.0 26.0	26.0	8.0 8.0	8.0	36.3 36.3	36.3	93.4 91.9	92.7	6.5 6.5	6.5	6.5	3.7 3.6	3.7	3.6	8.0 8.0	8.0	7.5			
				Middle	-	-	-	-	-	-	-	-	-	-	-		-	-		-	-		-	-	
				Bottom	3	25.9 25.9	25.9	8.2 8.1	8.2	34.1 36.4	35.3	90.0 89.9	90.0	6.4 6.4	6.4		6.4	3.4 3.4		3.4	3.4 3.4		3.4	7.0 7.0	7.0
8-May-09	Fine	Calm	16:49	Surface	1	23.6 23.6	23.6	7.9 8.0	8.0	35.5 35.4	35.5	93.7 93.6	93.7	6.5 6.5	6.5	6.5	3.2 3.2	3.2	3.9	13.0 13.0	13.0	14.0			
				Middle	-	-	-	-	-	-	-	-	-	-	-		-	-		-	-		-	-	
				Bottom	3	23.6 23.6	23.6	8.1 8.0	8.1	36.1 36.0	36.1	93.6 93.7	93.7	6.5 6.5	6.5		6.5	4.5 4.6		4.6	4.5 4.6		4.6	15.0 15.0	15.0

### Water Quality Monitoring Results at CF - Mid-Flood Tide (without marine works but with silt curtain)

Date	Weather Condition	Sea Condition**	Sampling Time	Depth (m)		Water Temperature (°C)		pH		Salinity ppt		DO Saturation (%)		Dissolved Oxygen (mg/L)			Turbidity(NTU)			Suspended Solids (mg/L)			
						Value	Average	Value	Average	Value	Average	Value	Average	Value	Average	DA*	Value	Average	DA*	Value	Average	DA*	
11-May-09	Sunny	Calm	08:05	Surface	1	25.6 25.6	25.6	7.9 8.1	8.0	34.1 34.2	34.2	101.5 100.9	101.2	7.3 7.3	7.3	2.8 2.9	2.9	3.1	12.0 12.0	12.0	10.0		
				Middle	-	-	-	-	-	-	-	-	-	-	-	-	-		-	-		-	-
				Bottom	3	25.6 25.6	25.6	8.4 8.2	8.3	34.5 34.4	34.5	98.0 97.7	97.9	7.0 7.0	7.0	7.0	3.2 3.2		3.2	7.0		3.2 3.2	3.2
13-May-09	Sunny	Calm	08:08	Surface	1	24.5 24.5	24.5	7.7 8.0	7.9	32.9 33.0	33.0	98.8 96.5	97.7	6.8 6.7	6.8	6.8	2.0 1.8	1.9	2.3	7.0 7.0	7.0	7.0	
				Middle	-	-	-	-	-	-	-	-	-	-	-	-	-	-		-	-		-
				Bottom	3	24.5 24.5	24.5	8.3 8.1	8.2	33.5 33.4	33.5	97.0 96.7	96.9	6.6 6.7	6.7	6.7	2.7 2.7	2.7		6.7	2.7 2.7		2.7
18-May-09	Sunny	Moderate	14:13	Surface	1	26.8 26.8	26.8	7.8 7.8	7.8	32.7 32.6	32.7	104.9 106.6	105.8	6.7 6.8	6.8	6.8	1.1 1.1	1.1	1.9	6.0 6.0	6.0	6.5	
				Middle	-	-	-	-	-	-	-	-	-	-	-	-	-	-		-	-		-
				Bottom	3	26.8 26.8	26.8	8.1 8.2	8.2	32.7 32.7	32.7	109.5 109.6	109.6	7.0 7.0	7.0	7.0	2.5 2.6	2.6		7.0	2.5 2.6		2.6
20-May-09	Fine	Calm	15:56	Surface	1	28.7 28.7	28.7	7.9 7.9	7.9	37.2 37.3	37.3	103.1 103.0	103.1	6.9 6.9	6.9	6.9	7.3 7.3	7.3	7.4	7.0 7.0	7.0	8.0	
				Middle	-	-	-	-	-	-	-	-	-	-	-	-	-	-		-	-		-
				Bottom	3	28.4 28.4	28.4	7.9 8.4	8.2	36.7 36.7	36.7	103.1 102.7	102.9	7.0 7.0	7.0	7.0	7.3 7.4	7.4		7.0	7.3 7.4		7.4
22-May-09	Cloudy	Calm	16:19	Surface	1	26.5 26.5	26.5	7.8 8.0	7.9	29.6 29.6	29.6	114.6 117.9	116.3	7.6 7.9	7.8	7.8	1.1 1.1	1.1	1.5	6.0 6.0	6.0	8.0	
				Middle	-	-	-	-	-	-	-	-	-	-	-	-	-	-		-	-		-
				Bottom	3	26.1 26.1	26.1	8.2 8.2	8.2	30.1 30.1	30.1	109.8 107.2	108.5	7.3 7.2	7.3	7.3	1.8 1.9	1.9		7.3	1.8 1.9		1.9
25-May-09	Rainy	Moderate	08:19	Surface	1	21.2 21.2	21.2	7.8 7.9	7.9	33.9 33.4	33.7	93.1 93.0	93.1	6.4 6.4	6.4	6.4	2.7 2.5	2.6	2.5	8.0 9.0	8.5	8.5	
				Middle	-	-	-	-	-	-	-	-	-	-	-	-	-	-		-	-		-
				Bottom	3	21.2 21.2	21.2	8.0 7.9	8.0	33.6 32.7	33.2	93.1 93.1	93.1	6.4 6.4	6.4	6.4	2.6 2.1	2.4		6.4	2.6 2.1		2.4
27-May-09	Cloudy	Calm	08:00	Surface	1	24.5 24.4	24.5	7.9 7.9	7.9	36.0 35.1	35.6	97.3 97.2	97.3	7.0 7.0	7.0	7.0	2.9 2.8	2.9	3.0	4.0 4.0	4.0	6.0	
				Middle	-	-	-	-	-	-	-	-	-	-	-	-	-	-		-	-		-
				Bottom	3	24.4 24.4	24.4	8.0 8.1	8.1	35.2 35.7	35.5	96.6 97.1	96.9	7.0 7.0	7.0	7.0	3.1 3.1	3.1		7.0	3.1 3.1		3.1
29-May-09	Cloudy	Moderate	09:23	Surface	1	23.5 23.5	23.5	7.8 8.0	7.9	35.4 35.3	35.4	98.1 97.6	97.9	7.1 7.1	7.1	7.1	3.6 3.6	3.6	3.7	6.0 6.0	6.0	7.0	
				Middle	-	-	-	-	-	-	-	-	-	-	-	-	-	-		-	-		-
				Bottom	3	23.4 23.4	23.4	8.2 8.1	8.2	35.7 35.7	35.7	85.8 85.5	85.7	6.2 6.2	6.2	6.2	3.7 3.8	3.8		6.2	3.7 3.8		3.8
1-Jun-09	Sunny	Calm	13:09	Surface	1	26.3 26.1	26.2	7.9 8.0	8.0	35.9 35.9	35.9	95.1 95.8	95.5	7.0 7.1	7.1	7.1	2.5 2.5	2.5	2.7	10.0 10.0	10.0	9.0	
				Middle	-	-	-	-	-	-	-	-	-	-	-	-	-	-		-	-		-
				Bottom	3	26.1 26.1	26.1	8.2 8.0	8.1	35.9 35.9	35.9	95.8 96.9	96.4	7.1 7.1	7.1	7.1	2.8 2.9	2.9		7.1	2.8 2.9		2.9
3-Jun-09	Cloudy	Calm	16:03	Surface	1	26.3 26.3	26.3	7.7 7.8	7.8	35.4 35.5	35.5	98.2 98.2	98.2	7.4 7.4	7.4	7.4	3.8 3.9	3.9	3.9	10.0 10.0	10.0	12.0	
				Middle	-	-	-	-	-	-	-	-	-	-	-	-	-	-		-	-		-
				Bottom	3	26.3 26.3	26.3	8.0 7.9	8.0	36.1 36.1	36.1	89.7 88.8	89.3	6.7 6.7	6.7	6.7	3.8 3.8	3.8		6.7	3.8 3.8		3.8

### Water Quality Monitoring Results at CF - Mid-Flood Tide (without marine works but with silt curtain)

Date	Weather Condition	Sea Condition**	Sampling Time	Depth (m)		Water Temperature (°C)		pH		Salinity ppt		DO Saturation (%)		Dissolved Oxygen (mg/L)			Turbidity(NTU)			Suspended Solids (mg/L)					
						Value	Average	Value	Average	Value	Average	Value	Average	Value	Average	DA*	Value	Average	DA*	Value	Average	DA*			
5-Jun-09	Fine	Calm	17:15	Surface	1	30.3 30.3	30.3	7.9 7.9	7.9	35.8 35.8	35.8	105.7 105.6	105.7	7.3 7.3	7.3	7.3	5.6 5.6	5.6	5.7	6.0 6.0	6.0	11.0			
				Middle	-	-	-	-	-	-	-	-	-	-	-		-	-		-	-		-	-	-
				Bottom	3	30.1 30.0	30.1	7.8 8.3	8.1	35.3 35.3	35.3	105.7 105.3	105.5	7.4 7.4	7.4		7.4	7.4		7.4	5.6 5.7		5.7	16.0 16.0	16.0
8-Jun-09	Cloudy	Moderate	16:41	Surface	1	24.7 24.8	24.8	7.8 8.0	7.9	34.7 34.7	34.7	92.0 90.7	91.4	6.7 6.6	6.7	6.7	2.6 2.6	2.6	2.9	5.0 5.0	5.0	6.5			
				Middle	-	-	-	-	-	-	-	-	-	-	-		-	-		-	-		-	-	
				Bottom	3	24.7 24.8	24.8	8.2 8.2	8.2	32.4 34.6	33.5	92.6 92.5	92.6	6.7 6.7	6.7		6.7	6.7		3.1 3.1	3.1		8.0 8.0	8.0	
10-Jun-09	Cloudy	Calm	08:30	Surface	1	29.1 29.1	29.1	7.9 8.1	8.0	31.7 31.7	31.7	93.4 93.4	93.4	6.5 6.5	6.5	6.5	5.2 5.2	5.2	5.2	7.0 7.0	7.0	7.5			
				Middle	-	-	-	-	-	-	-	-	-	-	-		-	-		-	-		-	-	
				Bottom	3	28.8 28.8	28.8	8.1 8.1	8.1	33.1 33.2	33.2	89.4 87.1	88.3	6.3 6.1	6.2		6.2	6.2		5.1 5.1	5.1		8.0 8.0	8.0	
12-Jun-09	Cloudy	Calm	08:55	Surface	1	26.3 26.3	26.3	7.9 8.0	8.0	34.7 34.7	34.7	99.2 99.2	99.2	7.5 7.5	7.5	7.5	4.6 4.5	4.6	4.6	3.0 4.0	3.5	3.8			
				Middle	-	-	-	-	-	-	-	-	-	-	-		-	-		-	-		-	-	
				Bottom	3	26.3 26.3	26.3	8.1 8.2	8.2	35.4 35.4	35.4	90.8 89.9	90.4	6.9 6.8	6.9		6.9	6.9		4.5 4.4	4.5		4.0 4.0	4.0	
15-Jun-09	Cloudy	Calm	10:10	Surface	1	27.4 27.4	27.4	7.3 7.8	7.6	34.5 34.0	34.3	98.9 98.8	98.9	7.0 7.0	7.0	7.0	3.6 3.7	3.7	3.2	11.0 11.0	11.0	11.0			
				Middle	-	-	-	-	-	-	-	-	-	-	-		-	-		-	-		-	-	
				Bottom	3	27.5 27.4	27.5	8.1 7.8	8.0	34.5 32.8	33.7	98.9 98.9	98.9	7.1 7.0	7.1		7.1	7.1		2.8 2.5	2.7		11.0 11.0	11.0	
17-Jun-09	Sunny	Calm	13:18	Surface	1	29.8 29.7	29.8	7.6 8.1	7.9	38.2 38.4	38.3	100.8 99.4	100.1	7.4 7.3	7.4	7.4	3.8 3.6	3.7	3.7	6.0 6.0	6.0	9.0			
				Middle	-	-	-	-	-	-	-	-	-	-	-		-	-		-	-		-	-	
				Bottom	3	29.6 29.6	29.6	8.4 8.1	8.3	38.3 38.3	38.3	94.6 94.6	94.6	6.9 6.9	6.9		6.9	6.9		3.6 3.6	3.6		12.0 12.0	12.0	
19-Jun-09	Cloudy	Calm	16:09	Surface	1	29.0 29.1	29.1	7.6 7.9	7.8	36.4 36.4	36.4	91.8 91.7	91.8	6.4 6.4	6.4	6.4	3.7 3.6	3.7	4.0	5.0 5.0	5.0	5.0			
				Middle	-	-	-	-	-	-	-	-	-	-	-		-	-		-	-		-	-	
				Bottom	3	28.9 29.0	29.0	8.1 8.1	8.1	37.2 37.0	37.1	91.7 91.8	91.8	6.4 6.4	6.4		6.4	6.4		4.3 4.3	4.3		5.0 5.0	5.0	
22-Jun-09	Cloudy	Calm	16:41	Surface	1	28.3 28.3	28.3	7.8 8.0	7.9	33.3 33.4	33.4	99.9 98.5	99.2	7.3 7.2	7.3	7.3	2.1 2.3	2.2	2.8	14.0 13.0	13.5	11.3			
				Middle	-	-	-	-	-	-	-	-	-	-	-		-	-		-	-		-	-	
				Bottom	3	28.0 28.0	28.0	8.1 8.0	8.1	31.5 33.5	32.5	95.6 95.5	95.6	7.0 7.0	7.0		7.0	7.0		3.4 3.3	3.4		9.0 9.0	9.0	
24-Jun-09	Cloudy	Calm	08:41	Surface	1	28.4 28.4	28.4	7.6 7.8	7.7	36.0 36.6	36.3	99.3 97.9	98.6	7.4 7.3	7.4	7.4	3.6 3.7	3.7	3.5	5.0 5.0	5.0	5.8			
				Middle	-	-	-	-	-	-	-	-	-	-	-		-	-		-	-		-	-	
				Bottom	3	28.3 28.3	28.3	8.1 7.9	8.0	36.7 37.1	36.9	93.4 93.3	93.4	7.0 7.0	7.0		7.0	7.0		3.1 3.2	3.2		6.0 7.0	6.5	

Remarks: The reporting limit for laboratory analysis of suspended solids is 2.5 mg/L. For the results below the reporting limit, the SS level will be taken as 2.5 mg/L.

\* DA: Depth-Averaged

\*\* Calm: Small or no wave; Moderate: Between calm and rough; Rough : White capped or rougher

**Water Quality Monitoring Results at I1 - Mid-Ebb Tide (without marine works but with silt curtain)**

Date	Weather Condition	Sea Condition**	Sampling Time	Depth (m)		Water Temperature (°C)		pH		Salinity ppt		DO Saturation (%)		Dissolved Oxygen (mg/L)			Turbidity(NTU)			Suspended Solids (mg/L)		
						Value	Average	Value	Average	Value	Average	Value	Average	Value	Average	DA*	Value	Average	DA*	Value	Average	DA*
2-Feb-09	Sunny	Calm	17:21	Surface	1	17.4 17.4	17.4	7.8 7.7	7.8	34.0 34.0	34.0	91.0 90.6	90.8	6.5 6.5	6.5	6.8	2.8 2.7	2.8	3.6	8.0 8.0	8.0	7.5
				Middle	4.5	17.5 17.4	17.5	7.7 7.7	7.7	34.0 34.1	34.1	96.2 94.9	95.6	7.1 7.1	7.1		3.5 3.8	3.7		6.0 7.0	6.5	
				Bottom	8	17.4 17.3	17.4	7.4 7.4	7.4	33.9 33.9	33.9	86.2 95.0	90.6	6.2 6.8	6.5		4.4 4.2	4.3		8.0 8.0	8.0	
4-Feb-09	Sunny	Calm	08:42	Surface	1	17.0 17.0	17.0	8.0 7.9	8.0	31.9 31.9	31.9	90.0 89.1	89.6	6.5 6.5	6.5	6.5	2.5 2.5	2.5	2.8	8.0 8.0	8.0	10.8
				Middle	4.5	17.0 17.0	17.0	7.8 7.8	7.8	32.0 31.9	32.0	87.8 87.8	87.8	6.4 6.4	6.4		2.9 2.8	2.9		9.0 10.0	9.5	
				Bottom	8	17.0 17.0	17.0	8.0 7.8	7.9	31.5 32.1	31.8	85.4 85.7	85.6	6.1 6.1	6.1		2.9 2.8	2.9		15.0 15.0	15.0	
9-Feb-09	Sunny	Calm	13:49	Surface	1	18.4 18.3	18.4	8.1 7.8	8.0	33.6 33.7	33.7	95.4 95.3	95.4	6.9 6.9	6.9	6.9	1.4 1.2	1.3	1.2	8.0 9.0	8.5	9.8
				Middle	4.5	18.0 18.0	18.0	8.0 7.6	7.8	33.8 33.9	33.9	95.0 94.5	94.8	6.9 6.9	6.9		1.1 1.1	1.1		11.0 11.0	11.0	
				Bottom	8	18.0 18.0	18.0	8.0 8.1	8.1	33.9 33.9	33.9	91.8 92.0	91.9	6.7 6.7	6.7		1.2 1.2	1.2		10.0 10.0	10.0	
11-Feb-09	Sunny	Calm	14:38	Surface	1	19.8 19.8	19.8	8.0 7.8	7.9	34.6 34.6	34.6	89.9 89.1	89.5	6.4 6.4	6.4	6.4	2.9 2.9	2.9	3.2	3.0 3.0	3.0	3.5
				Middle	4.5	19.7 19.7	19.7	8.0 7.9	8.0	34.7 34.6	34.7	87.8 87.8	87.8	6.3 6.3	6.3		3.3 3.2	3.3		4.0 4.0	4.0	
				Bottom	8	19.6 19.6	19.6	8.0 7.8	7.9	34.2 34.8	34.5	87.4 87.7	87.6	6.2 6.2	6.2		3.3 3.2	3.3		3.0 4.0	3.5	
13-Feb-09	Fine	Calm	15:50	Surface	1	18.8 18.8	18.8	7.9 8.0	8.0	34.4 34.4	34.4	99.0 99.1	99.1	6.9 6.9	6.9	6.4	2.8 2.8	2.8	2.8	6.0 7.0	6.5	6.5
				Middle	4.5	18.5 18.5	18.5	7.8 7.8	7.8	34.5 34.5	34.5	87.7 87.2	87.5	5.8 5.8	5.8		2.8 3.0	2.9		8.0 8.0	8.0	
				Bottom	8	18.4 18.2	18.3	8.0 8.1	8.1	34.6 34.6	34.6	88.8 88.9	88.9	6.0 6.0	6.0		2.9 2.7	2.8		5.0 5.0	5.0	
16-Feb-09	Cloudy	Calm	16:58	Surface	1	20.8 20.8	20.8	7.1 7.2	7.2	32.1 32.1	32.1	91.4 89.6	90.5	6.5 6.3	6.4	6.4	4.9 5.0	5.0	4.8	10.0 9.0	9.5	8.5
				Middle	4.5	20.8 20.8	20.8	7.1 7.2	7.2	32.2 32.3	32.3	87.8 87.6	87.7	6.3 6.3	6.3		4.8 4.6	4.7		7.0 7.0	7.0	
				Bottom	8	20.6 20.5	20.6	7.1 7.1	7.1	32.4 32.5	32.5	85.5 85.3	85.4	6.0 6.0	6.0		4.6 4.8	4.7		9.0 9.0	9.0	
23-Feb-09	Sunny	Calm	12:58	Surface	1	20.0 20.0	20.0	8.1 7.9	8.0	35.8 35.8	35.8	88.2 88.2	88.2	6.5 6.5	6.5	6.5	1.9 1.8	1.9	2.2	10.0 10.0	10.0	12.3
				Middle	4.5	19.6 19.6	19.6	8.3 8.2	8.3	35.8 35.9	35.9	88.9 87.4	88.2	6.6 6.4	6.5		2.2 2.2	2.2		11.0 11.0	11.0	
				Bottom	8	19.6 19.6	19.6	8.0 8.2	8.1	35.9 35.8	35.9	87.0 87.0	87.0	6.4 6.4	6.4		2.6 2.6	2.6		16.0 16.0	16.0	
25-Feb-09	Sunny	Calm	14:44	Surface	1	21.4 21.4	21.4	7.9 8.0	8.0	34.8 34.9	34.9	95.8 94.8	95.3	6.5 6.4	6.5	6.4	2.8 2.8	2.8	3.1	7.0 7.0	7.0	8.0
				Middle	4.5	21.4 21.4	21.4	8.0 8.0	8.0	34.9 34.8	34.9	93.5 93.5	93.5	6.3 6.3	6.3		3.2 3.1	3.2		11.0 12.0	11.5	
				Bottom	8	21.4 21.4	21.4	8.1 7.9	8.0	34.4 35.0	34.7	91.1 91.4	91.3	6.1 6.1	6.1		3.2 3.1	3.2		5.0 6.0	5.5	
27-Feb-09	Sunny	Calm	14:16	Surface	1	19.0 19.0	19.0	7.6 7.5	7.6	34.0 34.0	34.0	87.8 87.8	87.8	6.6 6.6	6.6	6.4	2.2 2.1	2.2	2.5	11.0 11.0	11.0	9.7
				Middle	4.5	18.6 18.6	18.6	7.8 7.8	7.8	34.0 34.1	34.1	84.5 83.0	83.8	6.2 6.1	6.2		2.5 2.5	2.5		10.0 10.0	10.0	
				Bottom	8	18.6 18.6	18.6	7.8 7.9	7.9	34.1 34.0	34.1	82.7 82.7	82.7	6.1 6.1	6.1		2.9 2.9	2.9		8.0 8.0	8.0	
2-Mar-09	Fine	Calm	16:12	Surface	1	18.0 18.0	18.0	7.9 7.9	7.9	34.4 34.4	34.4	89.9 89.9	89.9	6.6 6.6	6.6	6.7	1.7 1.6	1.7	2.0	8.0 8.0	8.0	7.2
				Middle	4.5	17.6 17.6	17.6	8.2 8.1	8.2	34.4 34.4	34.4	90.6 89.1	89.9	6.7 6.6	6.7		2.0 2.0	2.0		8.0 8.0	8.0	
				Bottom	8	17.6 17.6	17.6	8.1 8.1	8.1	34.4 34.3	34.4	88.7 88.7	88.7	6.6 6.6	6.6		2.4 2.4	2.4		5.0 6.0	5.5	

### Water Quality Monitoring Results at I1 - Mid-Ebb Tide (without marine works but with silt curtain)

Date	Weather Condition	Sea Condition**	Sampling Time	Depth (m)		Water Temperature (°C)		pH		Salinity ppt		DO Saturation (%)		Dissolved Oxygen (mg/L)			Turbidity(NTU)			Suspended Solids (mg/L)		
						Value	Average	Value	Average	Value	Average	Value	Average	Value	Average	DA*	Value	Average	DA*	Value	Average	DA*
4-Mar-09	Cloudy	Moderate	16:07	Surface	1	20.1	20.1	8.0	8.0	35.2	35.1	97.0	97.3	7.0	7.1	7.0	3.1	3.2	3.9	4.0	4.5	6.8
				Middle	4.5	20.1	20.1	7.8	7.8	35.6	35.6	94.3	93.9	6.8	6.8		4.2	4.2		9.0	9.0	
				Bottom	8	20.1	20.1	8.0	8.0	35.6	35.6	92.1	92.1	6.6	6.6		4.4	4.4		7.0	7.0	
6-Mar-09	Cloudy	Calm	08:54	Surface	1	19.4	19.5	7.6	7.1	34.0	34.1	91.0	90.9	6.7	6.7	6.8	2.6	2.7	3.4	7.0	7.0	7.0
				Middle	4.5	19.4	19.5	7.8	7.8	33.9	33.9	96.1	95.5	6.9	6.9		3.3	3.5		7.0	7.0	
				Bottom	8	19.5	19.4	7.9	7.4	34.0	34.0	86.0	90.6	6.4	6.6		4.2	4.1		7.0	7.0	
9-Mar-09	Cloudy	Moderate	12:07	Surface	1	18.8	18.9	7.9	7.9	36.2	36.2	98.0	98.2	7.4	7.4	7.4	4.5	4.5	4.2	5.0	5.0	8.5
				Middle	4.5	19.1	19.1	8.0	8.0	36.0	36.0	97.7	97.5	7.3	7.3		4.1	4.1		10.0	10.0	
				Bottom	8	19.1	19.1	8.0	8.0	36.0	36.0	96.6	96.6	7.2	7.2		3.9	3.9		11.0	10.5	
11-Mar-09	Fine	Calm	13:20	Surface	1	20.0	20.0	8.0	7.9	35.9	35.9	92.9	92.5	6.5	6.5	6.5	2.4	2.4	2.7	5.0	5.0	7.5
				Middle	4.5	20.0	20.0	8.0	7.9	35.9	35.9	90.8	90.8	6.4	6.4		2.8	2.8		7.0	7.0	
				Bottom	8	20.0	20.0	8.1	8.0	35.4	35.7	91.4	91.6	6.4	6.4		2.8	2.8		11.0	10.5	
13-Mar-09	Fine	Calm	14:16	Surface	1	19.3	19.3	8.0	7.9	36.1	36.1	93.3	92.8	6.5	6.5	6.5	2.3	2.3	2.6	8.0	8.0	9.8
				Middle	4.5	19.3	19.3	8.2	8.2	36.1	36.1	91.0	91.0	6.4	6.4		2.7	2.7		13.0	12.5	
				Bottom	8	19.3	19.3	8.1	8.0	35.7	36.0	91.6	91.8	6.4	6.4		2.7	2.7		9.0	9.0	
16-Mar-09	Sunny	Calm	15:26	Surface	1	19.9	19.9	7.7	7.7	36.3	36.1	108.6	108.0	7.7	7.7	7.6	2.0	2.0	2.4	6.0	6.0	6.0
				Middle	4.5	19.9	19.9	7.6	7.7	36.2	36.3	104.8	104.5	7.4	7.4		2.1	2.2		6.0	6.0	
				Bottom	8	19.9	19.9	7.6	7.7	36.0	35.0	102.5	102.5	7.3	7.4		2.8	2.9		6.0	6.0	
18-Mar-09	Sunny	Calm	12:20	Surface	1	22.6	22.6	7.7	7.7	35.9	35.9	96.3	95.2	6.3	6.4	6.5	3.0	3.0	3.3	8.0	8.0	5.8
				Middle	4.5	22.5	22.5	7.8	7.8	36.0	36.0	91.9	91.8	6.5	6.5		3.4	3.4		5.0	5.0	
				Bottom	8	22.4	22.4	7.8	7.8	35.8	36.0	87.2	87.1	6.2	6.2		3.5	3.5		4.0	4.5	
23-Mar-09	Cloudy	Calm	11:37	Surface	1	21.9	21.9	8.3	8.0	35.9	35.9	98.4	99.1	7.0	7.1	7.1	1.5	1.6	2.2	<2.5	2.8	3.3
				Middle	4.5	21.4	21.4	8.1	8.2	36.1	36.2	99.3	99.2	7.1	7.1		2.2	2.3		3.0	3.0	
				Bottom	8	21.2	21.2	8.0	7.9	36.4	36.4	97.4	97.4	7.0	7.0		2.8	2.8		4.0	4.0	
25-Mar-09	Cloudy	Moderate	12:30	Surface	1	20.8	20.8	7.8	7.8	36.6	36.6	90.7	90.6	6.6	6.6	6.6	1.2	1.2	1.7	7.0	7.0	5.5
				Middle	4.5	20.9	20.9	7.9	8.0	36.6	36.7	90.1	90.1	6.5	6.5		1.7	1.8		6.0	6.0	
				Bottom	8	20.9	20.9	8.0	8.0	36.7	36.1	90.1	90.1	6.5	6.6		1.9	2.1		3.0	3.5	
27-Mar-09	Cloudy	Moderate	13:17	Surface	1	22.5	22.5	8.5	8.2	35.6	35.7	94.8	95.5	6.5	6.6	6.6	1.8	1.9	2.5	9.0	9.0	7.5
				Middle	4.5	21.9	21.9	8.3	8.4	35.8	35.9	95.7	95.4	6.6	6.6		2.5	2.6		9.0	9.0	
				Bottom	8	21.7	21.7	8.1	8.0	36.1	36.1	93.8	93.8	6.5	6.5		3.1	3.1		4.0	4.5	

### Water Quality Monitoring Results at I1 - Mid-Ebb Tide (without marine works but with silt curtain)

Date	Weather Condition	Sea Condition**	Sampling Time	Depth (m)		Water Temperature (°C)		pH		Salinity ppt		DO Saturation (%)		Dissolved Oxygen (mg/L)		Turbidity(NTU)			Suspended Solids (mg/L)			
						Value	Average	Value	Average	Value	Average	Value	Average	Value	Average	DA*	Value	Average	DA*	Value	Average	DA*
30-Mar-09	Cloudy	Moderate	14:58	Surface	1	20.8	20.8	8.0	7.8	36.6	36.6	97.7	97.9	6.3	6.4	6.4	2.5	2.5	2.3	13.0	12.5	11.5
				Middle	4.5	20.8	20.8	8.3	8.2	36.5	36.6	96.2	96.5	6.3	6.3		1.8	1.7		11.0	11.0	
				Bottom	8	20.8	20.8	8.3	8.3	36.4	36.6	95.1	95.1	6.2	6.2		2.6	2.7		11.0	11.0	
1-Apr-09	Sunny	Calm	16:10	Surface	1	22.7	22.7	8.1	7.9	35.9	35.9	101.1	101.2	6.9	6.9	6.6	3.9	4.0	3.8	7.0	7.0	7.3
				Middle	4.5	22.1	22.1	8.3	8.1	35.6	35.6	91.8	91.3	6.2	6.2		3.8	3.7		7.0	7.0	
				Bottom	8	21.5	21.5	7.4	7.3	35.8	35.8	89.8	88.9	6.3	6.3		3.6	3.7		8.0	8.0	
6-Apr-09	Cloudy	Calm	10:53	Surface	1	21.1	21.1	7.8	7.8	36.6	36.6	88.7	88.6	6.4	6.4	6.4	3.0	3.0	2.7	7.0	7.0	8.0
				Middle	4.5	21.1	21.1	7.9	7.9	36.8	36.8	88.2	88.2	6.3	6.3		2.5	2.7		8.0	8.0	
				Bottom	8	21.0	21.0	7.9	7.9	36.7	36.7	88.6	88.6	6.4	6.4		2.4	2.4		9.0	9.0	
8-Apr-09	Sunny	Calm	11:57	Surface	1	21.1	21.1	7.5	7.5	33.6	34.5	86.6	86.6	6.3	6.3	6.3	7.1	7.2	8.2	4.0	4.0	5.8
				Middle	4.5	21.1	21.1	7.5	7.6	35.1	35.6	87.1	87.1	6.3	6.3		8.9	8.8		7.0	7.0	
				Bottom	8	21.1	21.1	7.5	7.5	36.6	35.5	87.1	87.1	6.3	6.3		8.6	8.7		6.0	6.5	
10-Apr-09	Sunny	Calm	12:37	Surface	1	21.6	21.6	7.9	7.9	36.9	36.9	88.5	88.4	6.4	6.4	6.4	2.4	2.4	3.2	4.0	4.0	4.2
				Middle	4.5	21.7	21.7	7.9	7.9	37.0	37.0	87.9	87.9	6.4	6.4		3.7	3.8		6.0	5.5	
				Bottom	8	21.7	21.7	8.0	7.9	35.7	36.4	87.9	87.9	6.4	6.4		3.4	3.4		3.0	3.0	
13-Apr-09	Fine	Calm	14:56	Surface	1	22.5	22.5	8.0	8.1	33.0	33.8	85.8	85.7	6.5	6.5	6.4	4.1	4.2	4.4	6.0	6.0	6.3
				Middle	4.5	22.4	22.4	7.9	8.0	34.8	35.1	84.8	84.8	6.3	6.3		4.6	4.5		5.0	5.0	
				Bottom	8	22.4	22.4	8.2	8.3	36.0	34.8	85.6	85.8	6.4	6.4		4.3	4.4		8.0	8.0	
15-Apr-09	Sunny	Calm	16:16	Surface	1	22.2	22.3	8.1	8.0	36.4	36.4	89.9	90.1	6.5	6.5	6.5	3.7	3.7	3.4	5.0	4.5	3.3
				Middle	4.5	22.4	22.4	8.0	8.0	36.1	36.1	89.6	89.4	6.4	6.4		3.3	3.3		<2.5	<2.5	
				Bottom	8	22.4	22.4	8.1	8.1	36.1	36.1	88.5	88.5	6.4	6.4		3.1	3.1		<2.5	2.8	
17-Apr-09	Fine	Calm	17:02	Surface	1	22.3	22.4	8.1	7.9	35.7	36.2	91.8	90.8	6.5	6.4	6.5	1.1	1.1	1.4	3.0	3.0	3.0
				Middle	4.5	22.2	22.2	8.2	8.2	36.9	35.1	92.4	92.5	6.5	6.6		1.3	1.4		3.0	3.0	
				Bottom	8	22.1	22.1	8.1	8.0	34.7	34.1	91.8	91.8	6.6	6.6		1.5	1.6		3.0	3.0	
20-Apr-09	Sunny	Calm	10:16	Surface	1	25.4	25.5	7.9	8.0	31.5	31.7	89.8	89.7	6.7	6.7	6.5	3.2	3.4	3.8	3.0	3.0	3.7
				Middle	4.5	25.4	25.4	7.9	7.9	35.2	35.2	84.7	84.1	6.2	6.2		4.2	4.2		4.0	4.0	
				Bottom	8	25.3	25.4	8.0	8.0	35.2	35.3	83.5	85.0	6.1	6.3		4.2	3.7		4.0	4.0	
22-Apr-09	Fine	Calm	10:59	Surface	1	22.8	22.8	7.7	7.8	37.0	37.0	90.0	90.0	6.4	6.4	6.4	2.1	2.1	2.3	5.0	5.5	5.2
				Middle	4.5	22.8	22.8	7.7	7.7	37.1	37.1	89.7	89.6	6.3	6.4		2.0	2.0		5.0	5.0	
				Bottom	8	22.8	22.8	7.8	7.8	36.0	36.2	89.2	89.2	6.3	6.4		2.6	2.7		5.0	5.0	



### Water Quality Monitoring Results at I1 - Mid-Ebb Tide (without marine works but with silt curtain)

Date	Weather Condition	Sea Condition**	Sampling Time	Depth (m)		Water Temperature (°C)		pH		Salinity ppt		DO Saturation (%)		Dissolved Oxygen (mg/L)			Turbidity(NTU)			Suspended Solids (mg/L)		
						Value	Average	Value	Average	Value	Average	Value	Average	Value	Average	DA*	Value	Average	DA*	Value	Average	DA*
24-Apr-09	Sunny	Calm	11:44	Surface	1	20.8	20.8	7.9	8.0	36.2	36.2	90.4	90.3	6.5	6.5	6.5	4.1	4.2	3.7	9.0	9.0	10.7
				Middle	4.5	20.8	20.8	7.9	7.9	36.2	36.2	90.2	90.2	6.5	6.5		3.4	3.6		11.0	11.0	
				Bottom	8	20.8	20.8	8.2	8.1	35.0	35.7	89.8	89.8	6.5	6.5		3.2	3.3		12.0	12.0	
27-Apr-09	Sunny	Calm	13:53	Surface	1	22.6	22.6	8.1	8.0	33.1	33.3	95.8	95.4	7.1	7.1	7.0	3.7	3.7	3.3	9.0	9.0	8.7
				Middle	4.5	22.6	22.6	8.2	8.2	37.0	36.8	93.6	93.6	6.8	6.8		3.3	3.2		9.0	9.0	
				Bottom	8	22.5	22.5	8.0	8.1	36.5	35.7	93.6	93.6	6.8	6.9		2.9	3.1		8.0	8.0	
29-Apr-09	Sunny	Calm	15:24	Surface	1	22.4	22.5	7.6	7.6	34.0	34.5	88.0	88.0	6.5	6.5	6.5	3.7	3.7	3.2	8.0	8.0	9.2
				Middle	4.5	22.3	22.3	7.8	7.8	36.1	36.6	88.3	88.3	6.5	6.5		2.4	2.3		11.0	11.0	
				Bottom	8	22.2	22.2	7.7	7.8	34.2	35.1	88.1	88.1	6.6	6.6		3.2	3.6		8.0	8.5	
1-May-09	Sunny	Moderate	16:56	Surface	1	22.9	22.9	7.6	7.6	33.1	33.4	87.6	87.2	6.9	6.8	6.8	3.4	3.5	3.7	9.0	9.5	9.2
				Middle	4.5	22.8	22.8	7.6	7.6	37.0	37.0	86.0	86.1	6.7	6.7		3.5	3.6		11.0	11.0	
				Bottom	8	22.8	22.8	7.6	7.6	37.0	36.9	86.2	86.3	6.7	6.7		4.2	3.9		7.0	7.0	
4-May-09	Sunny	Moderate	09:22	Surface	1	22.6	22.6	7.8	7.8	35.4	35.4	88.7	88.7	6.3	6.3	6.4	2.6	2.6	3.0	7.0	7.0	5.2
				Middle	4.5	22.6	22.6	7.7	7.7	35.2	35.4	89.4	89.7	6.4	6.4		3.1	3.1		5.0	5.0	
				Bottom	8	22.7	22.7	7.9	7.9	35.1	33.8	89.5	89.7	6.3	6.4		3.2	3.2		3.0	3.5	
6-May-09	Sunny	Moderate	10:39	Surface	1	25.9	26.0	7.9	7.9	33.5	35.2	84.7	84.8	6.4	6.4	6.4	3.0	3.2	3.3	4.0	7.0	11.3
				Middle	4.5	25.9	25.9	8.0	8.0	36.9	36.4	85.1	85.3	6.4	6.4		3.2	3.3		12.0	12.0	
				Bottom	8	25.9	25.9	8.1	8.1	37.1	36.0	85.0	85.0	6.3	6.3		3.5	3.4		15.0	15.0	
8-May-09	Sunny	Calm	11:47	Surface	1	23.4	23.4	7.9	7.9	35.6	35.8	90.8	90.8	6.4	6.4	6.4	4.5	4.7	4.5	9.0	9.0	11.3
				Middle	4.5	23.4	23.4	8.0	8.0	36.5	36.6	90.6	91.0	6.4	6.4		4.6	4.6		10.0	10.0	
				Bottom	8	23.2	23.2	7.9	7.9	36.7	36.7	89.4	89.4	6.2	6.2		4.2	4.3		15.0	15.0	
11-May-09	Sunny	Calm	14:14	Surface	1	25.4	25.4	7.9	7.9	32.5	32.8	91.5	91.0	6.5	6.5	6.6	3.4	3.4	3.5	6.0	6.0	8.3
				Middle	4.5	25.4	25.4	7.9	7.9	34.4	34.5	91.3	91.3	6.6	6.6		3.5	3.5		10.0	10.0	
				Bottom	8	25.2	25.2	8.0	8.1	34.6	34.0	88.8	88.8	6.4	6.5		3.3	3.5		9.0	9.0	
13-May-09	Sunny	Calm	14:08	Surface	1	24.5	24.5	8.0	7.9	32.9	32.9	97.1	96.7	6.7	6.7	6.7	2.1	2.1	2.3	12.0	12.0	9.3
				Middle	4.5	24.5	24.5	8.0	7.9	33.1	33.1	93.7	93.7	6.6	6.6		2.4	2.4		8.0	8.0	
				Bottom	8	24.4	24.4	8.0	7.9	33.3	33.4	87.0	87.0	6.3	6.3		2.5	2.5		8.0	8.0	
15-May-09	Sunny	Calm	16:36	Surface	1	27.4	27.4	7.9	7.9	36.9	36.9	94.0	94.1	7.0	7.0	7.0	2.3	2.4	2.5	5.0	5.0	5.5
				Middle	5	27.5	27.5	7.9	7.9	36.8	36.8	93.7	93.7	6.9	6.9		2.6	2.6		7.0	6.5	
				Bottom	9	27.5	27.5	8.0	8.0	36.7	36.7	93.2	93.2	6.9	6.9		2.6	2.6		5.0	5.0	

### Water Quality Monitoring Results at I1 - Mid-Ebb Tide (without marine works but with silt curtain)

Date	Weather Condition	Sea Condition**	Sampling Time	Depth (m)		Water Temperature (°C)		pH		Salinity ppt		DO Saturation (%)		Dissolved Oxygen (mg/L)			Turbidity(NTU)			Suspended Solids (mg/L)		
						Value	Average	Value	Average	Value	Average	Value	Average	Value	Average	DA*	Value	Average	DA*	Value	Average	DA*
18-May-09	Sunny	Moderate	08:35	Surface	1	25.8 25.7	25.8	8.1 7.8	8.0	33.1 33.2	33.2	96.5 97.7	97.1	6.5 6.6	6.6	6.7	1.6 1.7	1.7	2.1	7.0 7.0	7.0	9.2
				Middle	4.5	24.9 24.9	24.9	8.0 7.9	8.0	33.8 33.8	33.8	97.8 97.1	97.5	6.7 6.6	6.7		1.7 1.8	1.8		12.0 11.0	11.5	
				Bottom	8	24.6 24.6	24.6	8.0 7.9	8.0	33.9 33.9	33.9	92.7 91.7	92.2	6.3 6.3	6.3		2.6 2.8	2.7		9.0 9.0	9.0	
20-May-09	Fine	Calm	10:27	Surface	1	29.3 29.3	29.3	8.5 7.9	8.2	36.5 36.6	36.6	94.0 95.4	94.7	6.2 6.3	6.3	6.4	6.7 6.8	6.8	7.4	9.0 9.0	9.0	6.0
				Middle	4.5	28.7 28.7	28.7	8.3 8.5	8.4	36.7 36.8	36.8	94.9 94.6	94.8	6.4 6.3	6.4		7.4 7.6	7.5		5.0 5.0	5.0	
				Bottom	8	28.5 28.5	28.5	8.1 7.9	8.0	37.0 37.0	37.0	93.0 92.9	93.0	6.3 6.2	6.3		8.0 7.9	8.0		4.0 4.0	4.0	
22-May-09	Cloudy	Calm	10:38	Surface	1	26.6 26.5	26.6	7.7 7.7	7.7	29.9 29.9	29.9	104.2 106.0	105.1	6.9 7.0	7.0	6.6	1.0 1.1	1.1	1.6	9.0 9.0	9.0	8.3
				Middle	4.5	26.0 26.0	26.0	7.7 7.7	7.7	30.9 31.0	31.0	92.5 91.0	91.8	6.2 6.0	6.1		1.6 1.6	1.6		10.0 10.0	10.0	
				Bottom	8	25.8 25.8	25.8	7.8 7.7	7.8	31.3 31.3	31.3	91.2 90.8	91.0	6.2 6.1	6.2		2.0 2.0	2.0		6.0 6.0	6.0	
25-May-09	Rainy	Moderate	13:37	Surface	1	21.2 21.2	21.2	7.9 7.9	7.9	33.2 33.1	33.2	92.0 92.6	92.3	6.6 6.6	6.6	6.7	3.0 3.1	3.1	2.6	10.0 10.0	10.0	8.2
				Middle	4.5	21.2 21.2	21.2	8.0 8.0	8.0	33.2 33.3	33.3	94.1 94.0	94.1	6.7 6.7	6.7		2.4 2.2	2.3		7.0 8.0	7.5	
				Bottom	8	21.2 21.2	21.2	8.1 8.0	8.1	34.4 34.5	34.5	93.2 92.8	93.0	6.6 6.7	6.7		2.1 2.6	2.4		7.0 7.0	7.0	
27-May-09	Cloudy	Calm	14:11	Surface	1	24.4 24.4	24.4	7.8 7.7	7.8	34.9 35.3	35.1	87.3 87.3	87.3	6.4 6.4	6.4	6.5	2.8 2.8	2.8	2.7	6.0 6.0	6.0	7.0
				Middle	4.5	24.1 24.1	24.1	7.8 7.9	7.9	36.0 36.4	36.2	87.8 87.0	87.4	6.5 6.4	6.5		2.3 2.2	2.3		6.0 6.0	6.0	
				Bottom	8	24.0 24.0	24.0	8.1 8.0	8.1	35.0 35.9	35.5	84.8 84.8	84.8	6.2 6.2	6.2		2.9 3.3	3.1		9.0 9.0	9.0	
29-May-09	Cloudy	Moderate	16:32	Surface	1	23.2 23.3	23.3	8.0 8.0	8.0	35.9 36.1	36.0	92.9 93.0	93.0	6.7 6.7	6.7	6.5	3.5 3.6	3.6	4.0	8.0 8.0	8.0	7.3
				Middle	4.5	23.3 23.3	23.3	7.9 7.8	7.9	36.2 36.3	36.3	87.9 88.1	88.0	6.3 6.3	6.3		4.3 4.3	4.3		7.0 7.0	7.0	
				Bottom	8	23.3 23.3	23.3	8.1 8.0	8.1	36.4 36.4	36.4	86.4 86.3	86.4	6.2 6.2	6.2		4.0 4.1	4.1		7.0 7.0	7.0	
1-Jun-09	Sunny	Calm	09:04	Surface	1	24.7 24.7	24.7	7.9 8.0	8.0	35.9 36.0	36.0	86.8 86.8	86.8	6.4 6.4	6.4	6.4	2.1 1.9	2.0	2.3	9.0 9.0	9.0	8.8
				Middle	4.5	24.3 24.3	24.3	7.9 7.9	7.9	36.0 36.0	36.0	87.5 86.0	86.8	6.5 6.3	6.4		2.1 2.0	2.1		10.0 10.0	10.0	
				Bottom	8	24.2 24.2	24.2	8.1 8.0	8.1	36.1 36.0	36.1	85.6 85.6	85.6	6.3 6.3	6.3		2.7 2.8	2.8		7.0 8.0	7.5	
3-Jun-09	Cloudy	Calm	10:30	Surface	1	24.3 24.4	24.4	7.7 7.8	7.8	36.4 36.4	36.4	97.6 98.0	97.8	7.3 7.3	7.3	7.1	2.2 2.2	2.2	3.3	7.0 7.0	7.0	7.0
				Middle	4.5	24.5 24.5	24.5	7.8 7.7	7.8	36.8 36.8	36.8	92.3 92.0	92.2	6.9 6.9	6.9		3.9 3.8	3.9		5.0 9.0	7.0	
				Bottom	8	24.5 24.5	24.5	7.9 7.8	7.9	36.9 36.9	36.9	87.5 87.5	87.5	6.6 6.6	6.6		3.8 3.7	3.8		7.0 7.0	7.0	
5-Jun-09	Sunny	Calm	11:37	Surface	1	30.9 30.9	30.9	8.4 7.8	8.1	35.0 35.1	35.1	96.6 98.0	97.3	6.6 6.7	6.7	6.8	5.0 5.1	5.1	5.7	9.0 9.0	9.0	7.5
				Middle	4.5	30.3 30.3	30.3	8.2 8.4	8.3	35.3 35.4	35.4	97.5 97.2	97.4	6.8 6.7	6.8		5.7 5.9	5.8		7.0 7.0	7.0	
				Bottom	8	30.2 30.2	30.2	8.1 7.8	8.0	35.5 35.5	35.5	95.6 95.5	95.6	6.6 6.6	6.6		6.3 6.2	6.3		7.0 6.0	6.5	
8-Jun-09	Cloudy	Moderate	12:47	Surface	1	26.5 26.5	26.5	7.9 7.8	7.9	36.1 34.1	35.1	86.8 86.9	86.9	6.5 6.4	6.5	6.5	4.1 3.8	4.0	3.7	3.0 3.0	3.0	3.5
				Middle	4.5	26.4 26.4	26.4	7.9 7.9	7.9	36.0 36.1	36.1	87.2 87.6	87.4	6.5 6.5	6.5		3.8 3.6	3.7		3.0 3.0	3.0	
				Bottom	8	26.4 26.3	26.4	7.9 7.9	7.9	36.0 36.4	36.2	85.6 85.5	85.6	6.2 6.3	6.3		3.1 3.4	3.3		4.0 5.0	4.5	

### Water Quality Monitoring Results at I1 - Mid-Ebb Tide (without marine works but with silt curtain)

Date	Weather Condition	Sea Condition**	Sampling Time	Depth (m)		Water Temperature (°C)		pH		Salinity ppt		DO Saturation (%)		Dissolved Oxygen (mg/L)			Turbidity(NTU)			Suspended Solids (mg/L)		
						Value	Average	Value	Average	Value	Average	Value	Average	Value	Average	DA*	Value	Average	DA*	Value	Average	DA*
10-Jun-09	Cloudy	Calm	13:48	Surface	1	28.8	28.8	7.9	8.0	31.9	31.9	89.8	89.6	6.4	6.4	6.4	4.5	4.5	4.5	4.0	4.5	7.8
				Middle	4.5	28.7	28.7	7.8	7.9	32.3	32.3	89.2	89.3	6.4	6.4		4.4	4.5		8.0	8.0	
				Bottom	8	27.7	27.7	8.1	8.0	36.8	36.8	84.5	84.5	6.2	6.2		4.4	4.4		11.0	11.0	
12-Jun-09	Cloudy	Calm	15:10	Surface	1	25.4	25.5	8.1	8.0	35.6	35.6	98.6	98.8	7.4	7.4	7.2	3.1	3.1	3.5	4.0	4.0	3.8
				Middle	4.5	25.7	25.7	8.1	8.1	36.0	36.0	93.3	93.2	7.0	7.0		3.4	3.5		3.0	3.5	
				Bottom	8	25.7	25.7	8.0	8.1	36.1	36.1	93.0	93.0	7.0	7.0		3.5	4.0		4.0	4.0	
15-Jun-09	Cloudy	Calm	16:39	Surface	1	26.5	26.5	7.7	7.5	34.8	34.8	90.9	90.9	6.5	6.5	6.5	3.0	3.1	2.7	12.0	11.5	10.2
				Middle	4.5	26.4	26.4	7.7	7.8	35.0	35.0	90.8	90.6	6.5	6.5		2.6	2.6		9.0	9.0	
				Bottom	8	26.4	26.4	7.4	7.6	34.9	33.7	89.5	89.4	6.4	6.4		2.4	2.4		10.0	10.0	
17-Jun-09	Sunny	Calm	08:36	Surface	1	28.2	28.2	8.1	8.0	34.5	35.5	87.0	87.0	6.4	6.4	6.5	4.6	4.5	4.1	4.0	4.5	8.8
				Middle	4.5	28.2	28.2	8.1	8.0	36.5	37.1	87.4	87.4	6.5	6.5		3.6	3.7		8.0	8.0	
				Bottom	8	28.2	28.2	7.9	7.9	38.0	36.8	87.4	87.4	6.5	6.5		3.9	4.0		14.0	14.0	
19-Jun-09	Cloudy	Calm	09:54	Surface	1	28.2	28.2	8.0	7.9	36.7	36.9	92.3	92.4	6.4	6.4	6.5	4.7	4.5	4.3	6.0	6.0	7.2
				Middle	4.5	28.2	28.2	8.0	8.0	37.6	37.8	92.7	92.5	6.5	6.5		4.3	4.4		7.0	7.0	
				Bottom	8	28.2	28.2	7.9	7.9	37.2	37.6	91.6	91.6	6.4	6.4		4.1	4.0		9.0	8.5	
22-Jun-09	Cloudy	Calm	12:09	Surface	1	28.0	28.1	7.8	7.8	30.8	32.4	91.7	91.6	6.9	6.9	6.7	3.2	3.3	3.4	11.0	11.0	9.8
				Middle	4.5	28.0	28.0	7.8	7.8	33.9	33.4	86.6	86.0	6.4	6.4		3.6	3.5		9.0	9.5	
				Bottom	8	28.0	28.0	7.8	7.8	34.0	33.1	84.7	84.8	6.3	6.3		3.7	3.5		9.0	9.0	
24-Jun-09	Cloudy	Calm	14:02	Surface	1	28.9	29.0	7.7	7.6	33.6	34.5	87.1	87.0	6.6	6.6	6.6	2.6	2.7	3.2	4.0	4.0	4.2
				Middle	4.5	28.9	28.9	7.9	7.9	35.7	35.9	86.1	86.1	6.5	6.5		4.1	4.3		4.0	4.0	
				Bottom	8	28.9	28.9	7.5	7.7	36.7	35.4	86.9	87.1	6.5	6.6		2.7	2.7		4.0	4.5	

Remarks: The reporting limit for laboratory analysis of suspended solids is 2.5 mg/L. For the results below the reporting limit, the SS level will be taken as 2.5 mg/L.

\* DA: Depth-Averaged

\*\* Calm: Small or no wave; Moderate: Between calm and rough; Rough : White capped or rougher

**Water Quality Monitoring Results at I1 - Mid-Flood Tide (without marine works but with silt curtain)**

Date	Weather Condition	Sea Condition**	Sampling Time	Depth (m)		Water Temperature (°C)		pH		Salinity ppt		DO Saturation (%)		Dissolved Oxygen (mg/L)			Turbidity(NTU)			Suspended Solids (mg/L)		
						Value	Average	Value	Average	Value	Average	Value	Average	Value	Average	DA*	Value	Average	DA*	Value	Average	DA*
2-Feb-09	Sunny	Calm	10:55	Surface	1	17.3 17.3	17.3	7.8 8.0	7.9	34.0 33.9	34.0	91.8 91.5	91.7	6.7 6.7	6.7	6.6	1.9 2.1	2.0	2.5	8.0 8.0	8.0	8.3
				Middle	4.5	17.5 17.5	17.5	8.0 7.8	7.9	34.0 33.9	34.0	86.3 92.9	89.6	6.2 6.8	6.5		2.3 2.5	2.4		9.0 9.0	9.0	
				Bottom	8	17.5 17.4	17.5	8.3 8.3	8.3	34.1 34.0	34.1	94.7 95.1	94.9	6.8 7.0	6.9		3.0 3.0	3.0		8.0 8.0	8.0	
4-Feb-09	Sunny	Calm	13:08	Surface	1	16.8 16.6	16.7	8.0 7.6	7.8	29.4 32.2	30.8	95.5 100.6	98.1	6.9 7.1	7.0	6.7	2.2 2.2	2.2	2.5	11.0 11.0	11.0	12.7
				Middle	4.5	17.0 17.0	17.0	7.4 8.0	7.7	32.2 31.9	32.1	89.3 89.3	89.3	6.3 6.3	6.3		2.5 2.6	2.6		14.0 14.0	14.0	
				Bottom	8	17.0 17.0	17.0	8.1 8.1	8.1	32.0 32.1	32.1	89.4 89.4	89.4	6.3 6.3	6.3		2.7 2.7	2.7		13.0 13.0	13.0	
6-Feb-09	Sunny	Calm	10:30	Surface	1	17.9 17.8	17.9	8.0 7.9	8.0	34.1 34.2	34.2	96.5 96.6	96.6	7.0 7.0	7.0	7.0	1.2 1.4	1.3	1.7	5.0 5.0	5.0	6.3
				Middle	4.5	17.3 17.3	17.3	7.8 7.7	7.8	34.3 34.3	34.3	94.5 93.7	94.1	7.0 6.9	7.0		2.0 2.0	2.0		7.0 7.0	7.0	
				Bottom	8	17.3 17.3	17.3	8.2 8.1	8.2	34.3 34.3	34.3	92.4 92.4	92.4	6.8 6.8	6.8		1.7 1.7	1.7		7.0 7.0	7.0	
9-Feb-09	Sunny	Calm	08:25	Surface	1	18.4 18.3	18.4	7.5 7.7	7.6	33.6 33.7	33.7	95.4 95.3	95.4	6.9 6.9	6.9	6.9	1.4 1.2	1.3	1.2	7.0 8.0	7.5	8.2
				Middle	4.5	18.0 18.0	18.0	7.9 7.7	7.8	33.8 33.9	33.9	95.0 94.5	94.8	6.9 6.9	6.9		1.1 1.1	1.1		9.0 9.0	9.0	
				Bottom	8	18.0 18.0	18.0	7.9 8.1	8.0	33.9 33.9	33.9	91.8 92.0	91.9	6.7 6.7	6.7		1.2 1.2	1.2		8.0 8.0	8.0	
11-Feb-09	Sunny	Calm	09:30	Surface	1	19.4 19.4	19.4	7.6 7.6	7.6	32.1 34.9	33.5	98.5 103.6	101.1	7.1 7.3	7.2	6.9	2.6 2.6	2.6	2.9	4.0 4.0	4.0	3.3
				Middle	4.5	19.3 19.4	19.4	7.9 7.8	7.9	34.9 34.6	34.8	92.3 92.3	92.3	6.5 6.5	6.5		2.9 3.0	3.0		3.0 3.0	3.0	
				Bottom	8	19.1 19.0	19.1	7.8 8.0	7.9	34.7 34.8	34.8	92.4 92.4	92.4	6.5 6.5	6.5		3.1 3.1	3.1		3.0 3.0	3.0	
13-Feb-09	Fine	Calm	09:33	Surface	1	18.7 18.7	18.7	7.7 7.7	7.7	34.4 34.4	34.4	100.9 96.4	98.7	6.7 6.4	6.6	6.4	2.8 2.9	2.9	2.6	5.0 5.0	5.0	6.0
				Middle	4.5	18.5 18.5	18.5	8.0 7.7	7.9	34.5 34.5	34.5	92.8 92.0	92.4	6.2 6.1	6.2		2.6 2.5	2.6		7.0 7.0	7.0	
				Bottom	8	18.2 18.1	18.2	7.9 8.3	8.1	34.6 34.7	34.7	90.3 90.9	90.6	6.0 6.1	6.1		2.4 2.3	2.4		6.0 6.0	6.0	
16-Feb-09	Fine	Calm	10:44	Surface	1	21.0 21.0	21.0	7.6 7.3	7.5	32.1 32.1	32.1	88.9 89.6	89.3	6.4 6.5	6.5	6.4	3.6 3.8	3.7	5.0	9.0 8.0	8.5	8.2
				Middle	4.5	20.8 20.8	20.8	7.5 7.4	7.5	32.4 32.4	32.4	87.4 87.5	87.5	6.3 6.3	6.3		5.5 5.7	5.6		8.0 8.0	8.0	
				Bottom	8	20.0 20.1	20.1	7.2 7.0	7.1	32.5 32.8	32.7	85.6 85.4	85.5	6.1 6.1	6.1		6.1 5.5	5.8		8.0 8.0	8.0	
18-Feb-09	Fine	Calm	09:20	Surface	1	19.7 19.8	19.8	8.0 7.9	8.0	35.8 35.7	35.8	92.2 92.4	92.3	6.8 6.8	6.8	6.8	2.6 2.6	2.6	2.6	8.0 8.0	8.0	9.8
				Middle	4.5	19.9 19.9	19.9	8.1 7.9	8.0	35.6 35.6	35.6	91.9 91.9	91.9	6.8 6.8	6.8		2.6 2.6	2.6		7.0 8.0	7.5	
				Bottom	8	19.8 19.8	19.8	8.2 7.9	8.1	35.6 35.6	35.6	91.4 91.4	91.4	6.8 6.8	6.8		2.6 2.6	2.6		14.0 14.0	14.0	
20-Feb-09	Fine	Calm	11:02	Surface	1	19.7 19.7	19.7	7.6 7.5	7.6	35.9 35.8	35.9	103.9 109.0	106.5	7.3 7.5	7.4	7.1	2.3 2.3	2.3	2.7	8.0 8.0	8.0	10.2
				Middle	4.5	19.4 19.4	19.4	7.5 7.6	7.6	35.6 35.6	35.6	97.7 97.7	97.7	6.7 6.7	6.7		2.8 2.7	2.8		13.0 13.0	13.0	
				Bottom	8	19.0 19.0	19.0	7.5 7.5	7.5	35.6 35.6	35.6	97.8 97.8	97.8	6.7 6.7	6.7		2.8 2.9	2.9		9.0 10.0	9.5	
23-Feb-09	Sunny	Calm	08:50	Surface	1	20.1 20.1	20.1	7.7 8.0	7.9	35.7 35.7	35.7	102.4 102.4	102.4	7.5 7.5	7.5	7.3	2.6 2.6	2.6	3.1	12.0 11.0	11.5	10.5
				Middle	4.5	19.9 19.9	19.9	8.1 8.0	8.1	35.7 35.7	35.7	94.6 94.6	94.6	7.0 7.0	7.0		3.0 3.1	3.1		10.0 10.0	10.0	
				Bottom	8	19.7 19.7	19.7	8.2 8.3	8.3	35.7 35.7	35.7	94.1 94.1	94.1	7.0 7.0	7.0		3.4 3.5	3.5		10.0 10.0	10.0	

### Water Quality Monitoring Results at I1 - Mid-Flood Tide (without marine works but with silt curtain)

Date	Weather Condition	Sea Condition**	Sampling Time	Depth (m)		Water Temperature (°C)		pH		Salinity ppt		DO Saturation (%)		Dissolved Oxygen (mg/L)			Turbidity(NTU)			Suspended Solids (mg/L)		
						Value	Average	Value	Average	Value	Average	Value	Average	Value	Average	DA*	Value	Average	DA*	Value	Average	DA*
25-Feb-09	Sunny	Calm	09:06	Surface	1	21.2	21.2	7.9	7.9	32.4	33.8	102.7	105.4	7.0	7.2	6.8	2.6	2.6	2.8	6.0	6.0	5.8
				Middle	4.5	21.1	21.4	7.8	8.0	35.1	35.0	96.2	96.2	6.4	6.4		2.8	2.9		5.0	5.5	
				Bottom	8	21.4	21.4	8.1	8.1	34.9	35.0	96.3	96.3	6.4	6.4		3.0	3.0		6.0	6.0	
27-Feb-09	Sunny	Calm	08:40	Surface	1	19.0	19.0	7.8	7.9	33.9	33.9	97.3	97.3	7.1	7.1	6.9	2.9	2.9	3.4	10.0	10.0	8.8
				Middle	4.5	18.9	18.9	7.7	7.7	33.9	33.9	89.9	89.9	6.6	6.6		3.3	3.4		8.0	8.5	
				Bottom	8	18.8	18.8	7.7	7.9	33.9	33.9	89.4	89.4	6.6	6.6		3.8	3.8		9.0	8.0	
2-Mar-09	Fine	Moderate	09:17	Surface	1	18.0	18.0	8.0	8.1	34.3	34.3	104.4	104.4	7.6	7.6	7.4	2.4	2.4	2.7	6.0	6.5	8.2
				Middle	4.5	17.9	17.9	8.5	8.4	34.3	34.3	96.4	96.4	7.1	7.1		2.5	2.5		8.0	8.0	
				Bottom	8	17.8	17.8	8.2	8.2	34.3	34.3	95.9	95.9	7.1	7.1		3.0	3.1		10.0	10.0	
4-Mar-09	Cloudy	Moderate	10:50	Surface	1	20.2	20.3	7.8	7.8	36.2	36.2	114.3	112.6	8.2	8.1	7.9	1.5	1.6	2.5	5.0	5.0	7.2
				Middle	4.5	20.2	20.2	7.8	7.8	36.3	36.3	106.9	106.6	7.7	7.7		2.6	2.6		7.0	7.5	
				Bottom	8	20.1	20.1	7.9	8.1	35.9	36.0	104.3	104.1	7.5	7.5		3.1	3.4		9.0	9.0	
9-Mar-09	Cloudy	Moderate	17:46	Surface	1	17.8	17.9	8.1	8.0	37.2	37.2	106.1	107.2	8.1	8.2	8.0	2.7	2.7	3.2	7.0	7.0	6.7
				Middle	4.5	18.0	19.0	8.4	8.4	36.2	36.2	104.3	103.6	7.8	7.8		2.9	3.0		8.0	8.0	
				Bottom	8	19.1	19.1	8.4	8.0	36.1	36.1	98.5	98.2	7.4	7.4		3.9	4.0		5.0	5.0	
11-Mar-09	Fine	Calm	17:19	Surface	1	19.8	19.7	7.6	7.7	33.1	34.7	102.0	104.4	7.2	7.4	7.1	2.1	2.1	2.4	6.0	6.0	5.7
				Middle	4.5	19.6	20.0	7.7	7.9	36.2	36.0	106.8	106.1	7.5	7.1		2.1	2.5		7.0	7.0	
				Bottom	8	20.0	20.0	8.0	8.1	35.9	36.0	96.1	96.2	6.7	6.7		2.6	2.6		4.0	4.0	
13-Mar-09	Fine	Calm	08:48	Surface	1	19.1	19.1	7.8	7.9	33.6	35.0	103.2	105.9	7.3	7.5	7.2	2.1	2.1	2.3	10.0	10.0	9.0
				Middle	4.5	19.0	19.3	7.9	8.2	36.4	36.2	108.6	106.7	7.6	6.8		2.1	2.4		7.0	7.0	
				Bottom	8	19.3	19.3	8.2	8.2	36.1	36.3	96.7	96.8	6.8	6.8		2.4	2.5		7.0	10.0	
16-Mar-09	Sunny	Calm	08:50	Surface	1	19.8	19.9	7.9	8.0	35.1	35.0	101.3	101.2	7.2	7.2	7.2	2.2	2.1	2.5	9.0	9.0	7.3
				Middle	4.5	19.9	19.8	8.0	7.8	34.9	35.6	101.1	100.9	7.2	7.1		2.0	2.4		7.0	7.0	
				Bottom	8	19.8	19.8	8.0	8.1	35.7	35.9	100.5	99.7	7.1	7.1		2.5	3.1		6.0	6.0	
20-Mar-09	Sunny	Calm	09:17	Surface	1	24.3	24.2	8.2	8.3	32.4	32.5	100.4	100.4	7.0	7.0	6.7	3.9	4.0	3.6	8.0	7.5	7.8
				Middle	4.5	24.0	25.0	8.3	7.9	32.5	32.7	100.3	99.7	7.0	6.3		4.1	3.6		7.0	9.0	
				Bottom	8	25.0	25.0	7.9	7.8	32.7	33.3	89.3	84.3	6.2	6.1		3.5	3.2		9.0	7.0	
23-Mar-09	Cloudy	Calm	16:22	Surface	1	21.4	21.4	7.6	7.6	35.6	35.6	101.3	101.3	7.3	7.3	7.3	1.3	1.3	1.4	3.0	3.0	4.3
				Middle	4.5	21.4	20.9	7.6	8.0	35.6	36.1	101.3	101.0	7.3	7.3		1.3	1.3		6.0	6.0	
				Bottom	8	20.9	20.9	8.0	8.0	36.1	36.7	100.9	100.1	7.3	7.2		1.4	1.5		4.0	4.0	

### Water Quality Monitoring Results at I1 - Mid-Flood Tide (without marine works but with silt curtain)

Date	Weather Condition	Sea Condition**	Sampling Time	Depth (m)		Water Temperature (°C)		pH		Salinity ppt		DO Saturation (%)		Dissolved Oxygen (mg/L)			Turbidity(NTU)			Suspended Solids (mg/L)		
						Value	Average	Value	Average	Value	Average	Value	Average	Value	Average	DA*	Value	Average	DA*	Value	Average	DA*
25-Mar-09	Cloudy	Moderate	16:39	Surface	1	20.8 20.8	20.8	8.4 8.3	8.4	36.6 36.6	36.6	92.9 92.3	92.6	6.7 6.7	6.7	6.6	1.4 1.3	1.4	2.0	9.0 9.0	9.0	8.0
				Middle	5	20.8 20.8	20.8	8.0 8.2	8.1	36.7 36.7	36.7	90.7 90.6	90.7	6.5 6.5	6.5		1.8 1.9	1.9		6.0 6.0	6.0	
				Bottom	9	20.8 20.8	20.8	8.0 8.0	8.0	36.7 36.7	36.7	90.6 90.7	90.7	6.5 6.5	6.5		2.7 2.6	2.7		9.0 9.0	9.0	
27-Mar-09	Cloudy	Moderate	17:08	Surface	1	22.0 22.0	22.0	7.8 7.8	7.8	35.4 35.4	35.4	97.7 97.7	97.7	6.8 6.8	6.8	6.8	1.6 1.6	1.6	1.9	3.0 3.0	3.0	6.2
				Middle	4.5	21.5 21.5	21.5	8.4 8.2	8.3	35.8 35.8	35.8	97.5 97.3	97.4	6.8 6.8	6.8		1.6 1.9	1.8		10.0 9.0	9.5	
				Bottom	8	21.4 21.4	21.4	8.0 8.2	8.1	36.4 36.4	36.4	96.6 96.3	96.5	6.7 6.7	6.7		2.3 2.3	2.3		6.0 6.0	6.0	
30-Mar-09	Cloudy	Moderate	08:33	Surface	1	20.8 20.8	20.8	8.3 8.4	8.4	35.2 35.9	35.6	93.4 92.2	92.8	6.6 6.7	6.7	6.7	3.1 3.2	3.2	3.5	11.0 11.0	11.0	9.3
				Middle	4.5	20.8 20.6	20.7	7.9 7.9	7.9	35.4 35.6	35.5	91.4 92.0	91.7	6.6 6.7	6.7		3.6 3.4	3.5		8.0 8.0	8.0	
				Bottom	8	20.8 20.6	20.7	7.8 8.0	7.9	36.4 35.1	35.8	90.9 88.9	89.9	6.4 6.4	6.4		3.7 3.6	3.7		9.0 9.0	9.0	
1-Apr-09	Sunny	Calm	09:05	Surface	1	21.7 21.7	21.7	8.2 7.8	8.0	36.6 36.6	36.6	99.7 99.6	99.7	6.8 6.8	6.8	6.5	2.5 2.5	2.5	3.9	3.0 4.0	3.5	5.8
				Middle	4.5	21.0 21.0	21.0	7.8 8.0	7.5	35.6 35.6	35.6	89.3 88.6	89.0	6.1 6.0	6.1		4.5 4.5	4.5		7.0 7.0	7.0	
				Bottom	8	20.4 20.3	20.4	8.0 7.5	7.8	35.9 35.9	35.9	89.3 89.3	89.3	6.4 6.4	6.4		5.1 4.5	4.8		7.0 7.0	7.0	
3-Apr-09	Fine	Calm	10:17	Surface	1	21.0 21.0	21.0	7.9 7.8	7.9	37.0 37.0	37.0	95.6 93.4	94.5	6.9 6.7	6.8	6.7	2.4 2.1	2.3	3.0	15.0 15.0	15.0	11.3
				Middle	4.5	20.9 20.9	20.9	7.8 7.8	7.8	37.0 37.0	37.0	91.6 90.7	91.2	6.6 6.5	6.6		3.0 3.1	3.1		8.0 8.0	8.0	
				Bottom	8	20.9 20.9	20.9	8.0 7.7	7.9	37.0 37.0	37.0	89.4 88.9	89.2	6.4 6.4	6.4		3.4 3.5	3.5		11.0 11.0	11.0	
6-Apr-09	Cloudy	Calm	15:56	Surface	1	21.1 21.1	21.1	7.7 7.7	7.7	36.9 36.9	36.9	88.5 88.3	88.4	6.4 6.4	6.4	6.4	3.0 2.8	2.9	2.3	9.0 9.0	9.0	7.3
				Middle	4.5	21.1 21.1	21.1	7.9 7.8	7.9	36.1 36.5	36.3	87.9 87.7	87.8	6.4 6.4	6.4		2.1 2.0	2.1		7.0 7.0	7.0	
				Bottom	8	21.1 21.1	21.1	7.9 8.1	8.0	36.9 36.9	36.9	87.3 87.3	87.3	6.3 6.3	6.3		2.0 2.0	2.0		6.0 6.0	6.0	
8-Apr-09	Fine	Calm	17:09	Surface	1	21.2 21.2	21.2	8.0 8.0	8.0	33.3 36.5	34.9	92.8 92.8	92.8	6.7 6.7	6.7	6.7	4.7 4.8	4.8	4.5	6.0 6.0	6.0	6.0
				Middle	4.5	21.2 21.2	21.2	7.7 7.8	7.8	36.6 35.6	36.1	92.8 92.8	92.8	6.7 6.7	6.7		4.6 4.6	4.6		6.0 6.0	6.0	
				Bottom	8	21.2 21.2	21.2	7.9 7.8	7.9	36.8 34.6	35.7	91.1 91.1	91.1	6.6 6.6	6.6		4.2 4.0	4.1		6.0 6.0	6.0	
10-Apr-09	Sunny	Calm	17:44	Surface	1	21.7 21.7	21.7	7.7 7.6	7.7	37.0 37.0	37.0	89.4 89.3	89.4	6.5 6.5	6.5	6.7	3.8 3.8	3.8	3.8	3.0 3.0	3.0	3.2
				Middle	4.5	21.6 21.7	21.7	7.9 7.7	7.8	37.0 36.8	36.9	92.9 92.4	92.7	6.8 6.7	6.8		3.9 3.8	3.9		4.0 3.0	3.5	
				Bottom	8	21.7 21.7	21.7	7.8 8.1	8.0	36.9 36.9	36.9	89.8 89.7	89.8	6.5 6.5	6.5		3.9 3.7	3.8		3.0 3.0	3.0	
13-Apr-09	Fine	Calm	08:34	Surface	1	22.4 22.5	22.5	7.9 8.0	8.0	32.6 35.2	33.9	94.4 91.8	93.1	7.0 6.9	7.0	6.8	4.0 4.1	4.1	3.8	7.0 6.0	6.5	6.5
				Middle	4.5	22.4 22.4	22.4	8.5 8.0	8.3	35.4 34.7	35.1	87.5 87.5	87.5	6.5 6.5	6.5		3.9 3.9	3.9		5.0 5.0	5.0	
				Bottom	8	22.4 22.4	22.4	8.0 8.6	8.3	35.9 33.8	34.9	85.0 84.9	85.0	6.3 6.4	6.4		3.6 3.4	3.5		8.0 8.0	8.0	
15-Apr-09	Sunny	Calm	08:35	Surface	1	21.2 21.3	21.3	7.6 7.8	7.7	37.3 37.2	37.3	98.2 100.4	99.3	7.2 7.4	7.3	7.2	2.9 2.9	2.9	3.4	<2.5 <2.5	<2.5	2.6
				Middle	4.5	22.2 22.3	22.3	8.0 7.7	7.9	36.4 36.3	36.4	96.3 94.8	95.6	7.0 6.9	7.0		3.1 3.3	3.2		<2.5 <2.5	<2.5	
				Bottom	8	22.4 22.4	22.4	7.7 8.2	8.0	36.2 36.2	36.2	90.7 89.8	90.3	6.5 6.5	6.5		4.1 4.3	4.2		<2.5 3.0	2.8	

**Water Quality Monitoring Results at I1 - Mid-Flood Tide (without marine works but with silt curtain)**

Date	Weather Condition	Sea Condition**	Sampling Time	Depth (m)		Water Temperature (°C)		pH		Salinity ppt		DO Saturation (%)		Dissolved Oxygen (mg/L)			Turbidity(NTU)			Suspended Solids (mg/L)		
						Value	Average	Value	Average	Value	Average	Value	Average	Value	Average	DA*	Value	Average	DA*	Value	Average	DA*
17-Apr-09	Sunny	Calm	09:31	Surface	1	22.7 22.5	22.6	8.0 7.9	8.0	36.4 36.5	36.5	90.8 90.7	90.8	6.4 6.4	6.4	6.4	0.9 0.9	0.9	0.9	6.0 6.0	6.0	4.3
				Middle	4.5	22.3 22.3	22.3	8.2 8.1	8.2	36.7 36.7	36.7	90.7 90.7	90.7	6.4 6.4	6.4		0.8 0.8	0.8		3.0 3.0	3.0	
				Bottom	8	22.2 22.2	22.2	7.8 8.1	8.0	36.7 36.7	36.7	99.6 99.6	99.6	7.0 7.0	7.0		0.9 0.9	0.9		4.0 4.0	4.0	
20-Apr-09	Sunny	Calm	15:19	Surface	1	25.2 25.2	25.2	8.0 7.8	7.9	32.4 35.0	33.7	85.6 85.4	85.5	6.5 6.4	6.5	6.5	3.0 3.0	3.0	3.4	4.0 4.0	4.0	5.0
				Middle	4.5	25.2 25.2	25.2	8.0 7.9	8.0	35.1 34.3	34.7	84.9 85.1	85.0	6.3 6.4	6.4		3.4 3.4	3.4		6.0 6.0	6.0	
				Bottom	8	25.3 25.3	25.3	8.0 8.2	8.1	35.0 35.2	35.1	83.7 84.2	84.0	6.2 6.2	6.2		3.6 3.8	3.7		5.0 5.0	5.0	
22-Apr-09	Fine	Calm	16:56	Surface	1	22.8 22.8	22.8	7.9 7.9	7.9	36.1 36.1	36.1	91.3 91.5	91.4	6.4 6.4	6.4	6.4	4.0 3.8	3.9	4.0	7.0 7.0	7.0	5.7
				Middle	4.5	22.8 22.8	22.8	8.0 8.0	8.0	37.1 37.1	37.1	91.5 91.5	91.5	6.4 6.4	6.4		3.7 3.6	3.7		6.0 6.0	6.0	
				Bottom	8	22.8 22.8	22.8	7.9 8.0	8.0	37.2 35.6	36.4	90.7 90.3	90.5	6.3 6.3	6.3		4.3 4.3	4.3		4.0 4.0	4.0	
24-Apr-09	Fine	Calm	17:03	Surface	1	20.8 20.8	20.8	7.9 7.8	7.9	36.2 36.2	36.2	90.3 90.4	90.4	6.5 6.5	6.5	6.6	3.8 3.7	3.8	3.8	12.0 12.0	12.0	9.2
				Middle	4.5	20.7 20.8	20.8	8.3 8.1	8.2	36.2 36.1	36.2	92.4 91.9	92.2	6.7 6.6	6.7		3.9 3.8	3.9		8.0 8.0	8.0	
				Bottom	8	20.8 20.8	20.8	7.9 8.4	8.2	36.1 36.1	36.1	90.3 90.2	90.3	6.5 6.5	6.5		3.7 3.7	3.7		7.0 8.0	7.5	
27-Apr-09	Sunny	Calm	07:58	Surface	1	22.5 22.5	22.5	7.7 7.9	7.8	36.4 36.3	36.4	93.5 93.4	93.5	6.8 6.8	6.8	6.9	4.3 4.2	4.3	3.8	12.0 12.0	12.0	10.3
				Middle	4.5	22.5 22.5	22.5	8.0 7.9	8.0	36.5 36.4	36.5	93.9 93.3	93.6	6.9 6.8	6.9		3.6 3.6	3.6		10.0 10.0	10.0	
				Bottom	8	22.5 22.5	22.5	8.2 8.3	8.3	37.1 35.1	36.1	93.0 93.0	93.0	6.8 6.8	6.8		3.7 3.3	3.5		9.0 9.0	9.0	
29-Apr-09	Sunny	Calm	08:04	Surface	1	22.5 22.5	22.5	7.7 7.6	7.7	34.4 33.5	34.0	90.5 89.6	90.1	6.7 6.7	6.7	6.7	3.4 3.6	3.5	3.8	6.0 6.0	6.0	6.5
				Middle	4.5	22.4 22.4	22.4	7.9 7.8	7.9	34.1 37.0	35.6	89.2 89.1	89.2	6.6 6.5	6.6		3.5 3.6	3.6		7.0 7.0	7.0	
				Bottom	8	22.3 22.3	22.3	7.7 7.6	7.7	35.1 35.1	35.1	88.8 88.7	88.8	6.6 6.6	6.6		4.0 4.3	4.2		6.0 7.0	6.5	
1-May-09	Sunny	Moderate	10:16	Surface	1	23.1 23.1	23.1	7.7 7.7	7.7	34.4 37.3	35.9	86.0 85.8	85.9	6.8 6.7	6.8	6.8	3.7 4.0	3.9	3.9	8.0 7.0	7.5	9.2
				Middle	4.5	22.9 22.9	22.9	7.8 7.8	7.8	37.4 36.4	36.9	85.3 85.5	85.4	6.6 6.7	6.7		3.5 3.6	3.6		7.0 7.0	7.0	
				Bottom	8	22.9 22.8	22.9	7.8 7.9	7.9	37.3 37.3	37.3	86.1 86.6	86.4	6.7 6.7	6.7		4.1 4.1	4.1		13.0 13.0	13.0	
4-May-09	Sunny	Moderate	14:23	Surface	1	23.2 23.1	23.2	7.6 7.6	7.6	36.1 36.2	36.2	88.9 88.8	88.9	6.3 6.2	6.3	6.3	3.3 3.4	3.4	3.5	7.0 7.0	7.0	10.2
				Middle	4.5	22.9 22.8	22.9	7.7 7.7	7.7	36.4 36.4	36.4	88.8 88.8	88.8	6.2 6.2	6.2		3.3 3.7	3.5		4.0 5.0	4.5	
				Bottom	8	22.7 22.8	22.8	7.7 7.9	7.8	36.3 36.3	36.3	87.6 87.5	87.6	6.2 6.2	6.2		3.6 3.4	3.5		19.0 19.0	19.0	
6-May-09	Sunny	Moderate	17:05	Surface	1	26.0 26.0	26.0	7.9 7.8	7.9	36.2 36.5	36.4	87.7 86.9	87.3	6.6 6.4	6.5	6.5	3.8 4.0	3.9	3.8	5.0 5.0	5.0	6.5
				Middle	4.5	26.0 26.0	26.0	8.2 8.0	8.1	36.7 36.4	36.6	86.1 86.2	86.2	6.4 6.4	6.4		4.1 3.8	4.0		8.0 8.0	8.0	
				Bottom	8	26.0 26.0	26.0	7.9 8.2	8.1	36.5 33.3	34.9	84.8 84.9	84.9	6.2 6.3	6.3		3.3 3.6	3.5		7.0 6.0	6.5	
8-May-09	Fine	Calm	17:02	Surface	1	23.3 23.5	23.4	7.7 7.7	7.7	36.7 36.6	36.7	94.2 94.3	94.3	6.5 6.5	6.5	6.6	4.1 4.6	4.4	4.3	12.0 12.0	12.0	13.7
				Middle	4.5	23.4 23.2	23.3	8.0 7.9	8.0	33.0 36.1	34.6	94.6 94.1	94.4	6.7 6.5	6.6		4.6 4.2	4.4		8.0 8.0	8.0	
				Bottom	8	23.1 23.1	23.1	7.9 8.1	8.0	33.3 35.6	34.5	93.5 93.5	93.5	6.6 6.5	6.6		4.0 3.9	4.0		21.0 21.0	21.0	

### Water Quality Monitoring Results at I1 - Mid-Flood Tide (without marine works but with silt curtain)

Date	Weather Condition	Sea Condition**	Sampling Time	Depth (m)		Water Temperature (°C)		pH		Salinity ppt		DO Saturation (%)		Dissolved Oxygen (mg/L)		Turbidity(NTU)			Suspended Solids (mg/L)				
						Value	Average	Value	Average	Value	Average	Value	Average	Value	Average	DA*	Value	Average	DA*	Value	Average	DA*	
11-May-09	Sunny	Calm	08:25	Surface	1	25.3 25.5	25.4	7.7 7.8	7.8	33.5 34.4	34.0	92.4 92.0	92.2	6.7 6.7	6.7	6.7	6.7	3.6 3.6	3.6	3.4	9.0 9.0	9.0	10.7
				Middle	4.5	25.4 25.2	25.3	8.2 7.9	8.1	34.5 34.3	34.4	90.6 90.3	90.5	6.6 6.6	6.6	6.6	6.6	3.4 3.4	3.4		12.0 12.0	12.0	
				Bottom	8	25.1 25.1	25.1	8.0 8.3	8.2	35.0 33.6	34.3	89.4 89.3	89.4	6.5 6.6	6.6	6.6	6.6	3.4 3.2	3.3		11.0 11.0	11.0	
13-May-09	Sunny	Calm	08:47	Surface	1	24.5 24.4	24.5	7.7 7.7	7.7	33.3 34.3	33.8	97.2 99.3	98.3	6.7 6.8	6.8	6.7	2.0 2.0	2.0	2.3	9.0 9.0	9.0	8.3	
				Middle	5	24.5 24.6	24.6	8.0 7.9	8.0	34.2 34.2	34.2	94.5 94.3	94.4	6.5 6.5	6.5	6.5	6.5	2.2 2.3		2.3	8.0 8.0		8.0
				Bottom	9	24.5 24.5	24.5	8.1 8.1	8.1	34.3 34.3	34.3	93.9 93.5	93.7	6.5 6.5	6.5	6.5	6.5	2.4 2.5		2.5	8.0 8.0		8.0
18-May-09	Sunny	Moderate	13:44	Surface	1	26.5 26.4	26.5	7.7 7.8	7.8	33.0 33.0	33.0	97.0 98.1	97.6	6.5 6.6	6.6	6.7	1.4 1.4	1.4	2.1	10.0 10.0	10.0	6.7	
				Middle	4.5	25.1 25.1	25.1	8.1 7.9	8.0	33.7 33.7	33.7	98.7 97.0	97.9	6.7 6.6	6.7	6.7	1.9 2.1	2.0		4.0 4.0	4.0		
				Bottom	8	24.8 24.7	24.8	7.9 8.2	8.1	34.0 34.0	34.0	92.9 91.5	92.2	6.4 6.3	6.4	6.4	6.4	2.8 3.0		2.9	6.0 6.0		6.0
20-May-09	Fine	Calm	15:28	Surface	1	28.8 28.8	28.8	7.8 7.8	7.8	36.3 36.3	36.3	96.9 96.9	96.9	6.5 6.5	6.5	6.6	6.5	6.5	6.8	6.0 6.0	6.0	6.5	
				Middle	4.5	28.3 28.3	28.3	8.4 8.2	8.3	36.7 36.7	36.7	96.7 96.5	96.6	6.6 6.6	6.6	6.6	6.6	6.7		6.7	9.0 9.0		9.0
				Bottom	8	28.2 28.2	28.2	8.0 8.2	8.1	37.3 37.3	37.3	95.8 95.5	95.7	6.5 6.5	6.5	6.5	6.5	7.2 7.2		7.2	4.0 5.0		4.5
22-May-09	Cloudy	Calm	16:03	Surface	1	26.4 26.4	26.4	7.9 7.9	7.9	29.8 29.8	29.8	103.4 103.4	103.4	6.9 6.9	6.9	6.6	1.0 1.1	1.1	1.5	4.0 5.0	4.5	8.5	
				Middle	4.5	26.0 26.0	26.0	8.0 7.8	7.9	30.5 30.4	30.5	93.2 92.3	92.8	6.2 6.1	6.2	6.2	6.2	1.8 1.7		1.8	14.0 14.0		14.0
				Bottom	8	25.9 25.9	25.9	7.9 8.1	8.0	30.6 30.7	30.7	94.5 92.9	93.7	6.4 6.3	6.4	6.4	6.4	1.6 1.6		1.6	7.0 7.0		7.0
25-May-09	Rainy	Moderate	08:28	Surface	1	21.2 21.2	21.2	7.8 7.7	7.8	33.0 33.2	33.1	88.7 89.0	88.9	6.4 6.4	6.4	6.5	3.6 3.2	3.4	2.7	8.0 8.0	8.0	7.0	
				Middle	4.5	21.2 21.2	21.2	7.9 7.7	7.8	34.3 35.2	34.8	89.2 89.0	89.1	6.4 6.5	6.5	6.5	6.5	2.4 2.5		2.5	5.0 5.0		5.0
				Bottom	8	21.2 21.2	21.2	7.9 7.9	7.9	31.9 33.4	32.7	88.5 88.2	88.4	6.4 6.3	6.4	6.4	6.4	2.2 2.0		2.1	8.0 8.0		8.0
27-May-09	Cloudy	Calm	08:27	Surface	1	24.4 24.4	24.4	7.8 7.7	7.8	35.0 34.6	34.8	91.7 91.2	91.5	6.6 6.6	6.6	6.5	3.0 3.1	3.1	3.4	10.0 9.0	9.5	6.2	
				Middle	4.5	24.3 24.3	24.3	8.1 8.0	8.1	34.9 36.3	35.6	87.1 87.1	87.1	6.3 6.3	6.3	6.3	6.3	3.3 3.4		3.4	4.0 4.0		4.0
				Bottom	8	24.2 24.2	24.2	7.9 8.0	8.0	35.4 35.4	35.4	86.7 86.6	86.7	6.3 6.3	6.3	6.3	6.3	3.7 3.9		3.8	5.0 5.0		5.0
29-May-09	Cloudy	Moderate	09:49	Surface	1	22.7 22.9	22.8	7.6 7.7	7.7	37.0 36.8	36.9	100.1 101.3	100.7	7.3 7.4	7.4	7.2	3.4 3.6	3.5	3.7	6.0 6.0	6.0	8.3	
				Middle	4.5	23.3 23.2	23.3	8.0 7.8	7.9	34.6 36.1	35.4	94.4 93.4	93.9	6.9 6.8	6.9	6.9	6.9	3.7 3.6		3.7	8.0 8.0		8.0
				Bottom	8	23.2 23.2	23.2	7.9 8.2	8.1	34.7 35.8	35.3	89.2 89.0	89.1	6.5 6.4	6.5	6.5	6.5	3.9 4.0		4.0	11.0 11.0		11.0
1-Jun-09	Sunny	Calm	13:46	Surface	1	26.2 26.2	26.2	7.8 7.8	7.8	35.8 35.8	35.8	100.8 100.8	100.8	7.4 7.4	7.4	7.2	2.8 2.7	2.8	3.1	6.0 6.0	6.0	9.3	
				Middle	4.5	26.0 26.0	26.0	8.1 7.8	8.0	35.9 35.9	35.9	93.1 93.1	93.1	6.9 6.9	6.9	6.9	6.9	2.9 2.9		2.9	7.0 7.0		7.0
				Bottom	8	25.9 25.9	25.9	7.8 8.2	8.0	35.8 35.8	35.8	92.6 92.6	92.6	6.9 6.9	6.9	6.9	6.9	3.5 3.7		3.6	15.0 15.0		15.0
3-Jun-09	Cloudy	Calm	16:29	Surface	1	25.1 25.2	25.2	7.6 7.5	7.6	37.4 37.3	37.4	102.6 104.7	103.7	7.8 7.9	7.9	7.6	2.6 2.5	2.6	3.1	9.0 10.0	9.5	10.8	
				Middle	4.5	26.1 26.2	26.2	7.9 7.7	7.8	37.1 37.0	37.1	96.1 94.8	95.5	7.2 7.1	7.2	7.2	7.2	2.6 2.9		2.8	10.0 10.0		10.0
				Bottom	8	26.3 26.3	26.3	7.7 8.0	7.9	36.9 36.9	36.9	87.4 86.8	87.1	6.5 6.5	6.5	6.5	6.5	3.7 3.8		3.8	13.0 13.0		13.0



### Water Quality Monitoring Results at I1 - Mid-Flood Tide (without marine works but with silt curtain)

Date	Weather Condition	Sea Condition**	Sampling Time	Depth (m)		Water Temperature (°C)		pH		Salinity ppt		DO Saturation (%)		Dissolved Oxygen (mg/L)			Turbidity(NTU)			Suspended Solids (mg/L)		
						Value	Average	Value	Average	Value	Average	Value	Average	Value	Average	DA*	Value	Average	DA*	Value	Average	DA*
5-Jun-09	Fine	Calm	16:42	Surface	1	30.4 30.4	30.4	7.7 7.7	7.7	34.8 34.8	34.8	99.5 99.5	99.5	6.9 6.9	6.9	7.0	4.8 4.8	4.8	5.1	4.0 5.0	4.5	8.8
				Middle	4.5	29.9 29.9	29.9	8.3 8.1	8.2	35.2 35.2	35.2	99.3 99.1	99.2	7.0 6.9	7.0		5.5 5.5	5.5		5.0 5.0	5.0	
				Bottom	8	29.9 29.8	29.9	7.9 8.2	8.1	35.9 35.8	35.9	98.4 98.1	98.3	6.9 6.8	6.9		4.8 5.1	5.0		17.0 17.0	17.0	
8-Jun-09	Cloudy	Moderate	16:55	Surface	1	24.8 24.8	24.8	7.7 7.8	7.8	34.4 34.8	34.6	89.1 88.2	88.7	6.7 6.5	6.6	6.5	3.6 3.6	3.6	3.4	0.0 3.0	1.5	4.5
				Middle	4.5	24.9 24.9	24.9	8.1 7.9	8.0	34.9 34.7	34.8	87.4 87.5	87.5	6.4 6.4	6.4		3.2 3.3	3.3		6.0 6.0	6.0	
				Bottom	8	24.9 24.9	24.9	7.9 8.2	8.1	34.8 31.5	33.2	84.6 84.7	84.7	6.2 6.2	6.2		3.4 3.1	3.3		6.0 6.0	6.0	
10-Jun-09	Cloudy	Calm	08:53	Surface	1	28.8 28.8	28.8	7.7 7.7	7.7	31.8 31.9	31.9	91.1 90.5	90.8	6.5 6.5	6.5	6.5	4.2 4.4	4.3	4.4	8.0 8.0	8.0	6.5
				Middle	4.5	28.7 28.7	28.7	8.1 7.7	7.9	32.2 32.2	32.2	88.6 88.9	88.8	6.4 6.4	6.4		4.6 4.5	4.6		7.0 7.0	7.0	
				Bottom	8	27.8 27.8	27.8	7.9 8.3	8.1	36.7 36.7	36.7	86.4 86.4	86.4	6.2 6.2	6.2		4.1 4.2	4.2		4.0 5.0	4.5	
12-Jun-09	Cloudy	Calm	09:09	Surface	1	25.1 25.2	25.2	7.8 7.8	7.8	36.6 36.5	36.6	103.5 105.6	104.6	7.9 8.0	8.0	7.7	3.5 3.5	3.5	3.8	4.0 4.0	4.0	4.2
				Middle	4.5	26.1 26.2	26.2	8.2 8.0	8.1	36.3 36.2	36.3	97.1 95.8	96.5	7.3 7.2	7.3		3.6 3.8	3.7		5.0 4.0	4.5	
				Bottom	8	26.3 26.4	26.4	8.0 8.2	8.1	36.1 36.1	36.1	88.5 87.9	88.2	6.6 6.6	6.6		4.2 4.2	4.2		4.0 4.0	4.0	
15-Jun-09	Cloudy	Calm	10:21	Surface	1	27.6 27.6	27.6	7.3 7.5	7.4	34.8 34.8	34.8	91.8 92.4	92.1	6.5 6.6	6.6	6.7	3.7 3.8	3.8	3.1	9.0 10.0	9.5	10.2
				Middle	4.5	27.4 27.4	27.4	7.5 7.5	7.5	34.3 34.3	34.3	93.9 93.8	93.9	6.7 6.7	6.7		2.9 3.1	3.0		10.0 10.0	10.0	
				Bottom	8	27.4 27.4	27.4	7.8 7.8	7.8	33.9 34.1	34.0	93.0 92.6	92.8	6.6 6.6	6.6		2.7 2.3	2.5		11.0 11.0	11.0	
17-Jun-09	Sunny	Calm	13:32	Surface	1	29.7 29.7	29.7	7.7 7.6	7.7	34.0 38.0	36.0	90.5 90.5	90.5	6.7 6.7	6.7	6.7	4.6 4.3	4.5	4.4	12.0 11.0	11.5	9.2
				Middle	4.5	29.6 29.6	29.6	7.7 7.7	7.7	38.0 37.4	37.7	90.5 90.5	90.5	6.7 6.7	6.7		4.2 4.3	4.3		8.0 8.0	8.0	
				Bottom	8	29.6 29.6	29.6	8.1 8.2	8.2	38.2 36.6	37.4	90.4 90.4	90.4	6.7 6.7	6.7		4.4 4.2	4.3		8.0 8.0	8.0	
19-Jun-09	Cloudy	Calm	16:21	Surface	1	29.2 29.3	29.3	7.5 7.6	7.6	37.1 38.0	37.6	92.7 92.6	92.7	6.5 6.5	6.5	6.5	4.3 4.3	4.3	4.1	5.0 5.0	5.0	4.2
				Middle	4.5	29.3 29.0	29.2	7.9 7.8	7.9	34.0 37.2	35.6	92.5 93.2	92.9	6.5 6.5	6.5		4.2 4.4	4.3		3.0 4.0	3.5	
				Bottom	8	28.9 28.9	28.9	7.9 8.0	8.0	34.3 36.7	35.5	91.1 91.0	91.1	6.3 6.3	6.3		3.6 3.8	3.7		4.0 4.0	4.0	
22-Jun-09	Cloudy	Calm	16:55	Surface	1	28.1 28.1	28.1	7.9 7.9	7.9	33.3 33.6	33.5	86.5 86.3	86.4	6.5 6.5	6.5	6.5	3.1 3.2	3.2	3.3	8.0 8.0	8.0	9.7
				Middle	4.5	28.2 28.2	28.2	8.0 7.9	8.0	33.7 33.6	33.7	85.8 86.0	85.9	6.4 6.5	6.5		3.6 3.5	3.6		9.0 9.0	9.0	
				Bottom	8	28.1 28.1	28.1	8.0 8.1	8.1	33.6 30.6	32.1	86.6 87.1	86.9	6.5 6.5	6.5		3.2 3.2	3.2		12.0 12.0	12.0	
24-Jun-09	Cloudy	Calm	08:50	Surface	1	28.5 28.5	28.5	7.5 7.5	7.5	32.4 32.9	32.7	95.5 93.0	94.3	7.2 7.0	7.1	6.9	4.1 4.2	4.2	4.0	4.0 6.0	4.0	5.0
				Middle	4.5	28.3 28.4	28.4	7.7 7.6	7.7	36.0 36.9	36.5	88.7 88.7	88.7	6.7 6.7	6.7		4.2 4.1	4.2		6.0 6.0	6.0	
				Bottom	8	28.3 28.3	28.3	7.8 7.9	7.9	36.3 35.6	36.0	86.3 86.2	86.3	6.5 6.6	6.6		3.7 3.2	3.5		5.0 5.0	5.0	

Remarks: The reporting limit for laboratory analysis of suspended solids is 2.5 mg/L. For the results below the reporting limit, the SS level will be taken as 2.5 mg/L.  
 \* DA: Depth-Averaged  
 \*\* Calm: Small or no wave; Moderate: Between calm and rough; Rough : White capped or rougher

### Water Quality Monitoring Results at I2 - Mid-Ebb Tide (without marine works but with silt curtain)

Date	Weather Condition	Sea Condition**	Sampling Time	Depth (m)		Water Temperature (°C)		pH		Salinity ppt		DO Saturation (%)		Dissolved Oxygen (mg/L)			Turbidity(NTU)			Suspended Solids (mg/L)		
						Value	Average	Value	Average	Value	Average	Value	Average	Value	Average	DA*	Value	Average	DA*	Value	Average	DA*
2-Feb-09	Sunny	Calm	17:10	Surface	1	17.5 17.5	17.5	7.7 7.9	7.8	34.0 33.9	34.0	93.5 93.4	93.5	6.7 6.9	6.8	6.7	2.0 2.1	2.1	2.4	6.0 6.0	6.0	7.0
				Middle	4.5	17.4 17.3	17.4	7.8 8.0	7.9	33.9 34.0	34.0	91.7 90.1	90.9	6.7 6.5	6.6		2.1 2.2	2.2		8.0 8.0	8.0	
				Bottom	8	17.3 17.5	17.4	8.0 8.0	8.0	34.1 33.9	34.0	88.1 84.7	86.4	6.7 6.4	6.6		2.8 3.2	3.0		7.0 7.0	7.0	
4-Feb-09	Sunny	Calm	08:36	Surface	1	16.8 16.9	16.9	7.9 7.8	7.9	32.2 32.1	32.2	101.4 97.8	99.6	7.2 6.9	7.1	6.8	1.9 2.1	2.0	2.3	11.0 11.0	11.0	11.7
				Middle	4.5	17.0 17.0	17.0	8.1 7.6	7.9	32.1 32.1	32.1	90.9 90.9	90.9	6.4 6.4	6.4		2.4 2.4	2.4		15.0 15.0	15.0	
				Bottom	8	17.0 17.0	17.0	7.9 8.0	8.0	32.2 32.2	32.2	91.4 91.4	91.4	6.5 6.5	6.5		2.6 2.6	2.6		9.0 9.0	9.0	
9-Feb-09	Sunny	Calm	13:42	Surface	1	18.5 18.4	18.5	8.0 7.9	8.0	33.5 33.6	33.6	96.2 96.9	96.6	6.9 7.0	7.0	7.0	1.0 1.0	1.0	1.6	8.0 8.0	8.0	11.0
				Middle	4.5	18.0 18.0	18.0	8.1 7.7	7.9	33.8 33.9	33.9	95.6 95.0	95.3	6.9 6.9	6.9		1.9 1.9	1.9		12.0 12.0	12.0	
				Bottom	8	18.0 18.0	18.0	8.3 7.7	8.0	34.1 34.1	34.1	91.6 90.8	91.2	6.6 6.6	6.6		1.9 2.0	2.0		13.0 13.0	13.0	
11-Feb-09	Sunny	Calm	14:26	Surface	1	19.5 19.5	19.5	7.8 7.9	7.9	34.9 34.8	34.9	104.4 100.8	102.6	7.4 7.1	7.3	7.0	2.3 2.5	2.4	2.7	3.0 3.0	3.0	3.3
				Middle	4.5	19.4 19.4	19.4	7.8 7.8	7.8	34.8 34.8	34.8	93.9 93.9	93.9	6.6 6.6	6.6		2.8 2.8	2.8		3.0 3.0	3.0	
				Bottom	8	19.2 19.3	19.3	8.0 7.9	8.0	34.9 34.9	34.9	94.4 94.4	94.4	6.7 6.7	6.7		3.0 3.0	3.0		4.0 4.0	4.0	
13-Feb-09	Fine	Calm	15:45	Surface	1	18.9 18.9	18.9	8.1 7.9	8.0	34.4 34.4	34.4	95.7 95.7	95.7	6.5 6.5	6.5	6.4	3.0 3.0	3.0	3.0	7.0 7.0	7.0	6.2
				Middle	4.5	18.4 18.4	18.4	8.2 7.8	8.0	34.6 34.6	34.6	92.9 93.2	93.1	6.3 6.3	6.3		3.2 3.1	3.2		4.0 5.0	4.5	
				Bottom	8	18.2 18.2	18.2	8.2 7.8	8.0	34.8 34.7	34.8	89.6 89.2	89.4	6.2 6.2	6.2		2.7 2.7	2.7		7.0 7.0	7.0	
16-Feb-09	Cloudy	Calm	16:52	Surface	1	20.4 20.5	20.5	7.0 7.3	7.2	32.0 32.0	32.0	91.7 91.7	91.7	6.5 6.5	6.5	6.4	4.1 4.1	4.1	4.5	8.0 8.0	8.0	7.3
				Middle	4.5	20.1 20.1	20.1	7.3 6.9	7.1	32.2 32.2	32.2	87.9 87.9	87.9	6.2 6.2	6.2		4.2 4.2	4.2		7.0 7.0	7.0	
				Bottom	8	19.6 19.6	19.6	7.6 7.7	7.7	32.4 32.4	32.4	87.4 87.9	87.7	6.2 6.2	6.2		5.0 5.6	5.3		7.0 7.0	7.0	
23-Feb-09	Sunny	Calm	12:51	Surface	1	20.0 20.0	20.0	8.1 8.2	8.2	35.8 35.8	35.8	90.8 88.8	89.8	6.7 6.5	6.6	6.6	2.2 2.3	2.3	2.4	14.0 14.0	14.0	11.5
				Middle	4.5	19.8 19.7	19.8	8.0 7.9	8.0	35.8 35.8	35.8	89.4 88.4	88.9	6.6 6.5	6.6		2.3 2.3	2.3		11.0 11.0	11.0	
				Bottom	8	19.6 19.6	19.6	8.2 8.1	8.2	35.8 35.8	35.8	88.4 85.9	87.2	6.5 6.4	6.5		2.4 2.5	2.5		9.0 10.0	9.5	
25-Feb-09	Sunny	Calm	14:32	Surface	1	21.3 21.3	21.3	8.0 7.8	7.9	35.1 35.0	35.1	108.9 105.2	107.1	7.3 7.0	7.2	6.9	2.3 2.5	2.4	2.7	9.0 9.0	9.0	8.0
				Middle	4.5	21.4 21.4	21.4	8.0 7.7	7.9	35.1 35.1	35.1	97.9 97.9	97.9	6.5 6.5	6.5		2.7 2.7	2.7		7.0 7.0	7.0	
				Bottom	8	21.4 21.4	21.4	7.8 7.8	7.8	35.1 35.1	35.1	98.4 98.4	98.4	6.6 6.6	6.6		2.9 2.9	2.9		8.0 8.0	8.0	
27-Feb-09	Sunny	Calm	14:08	Surface	1	19.0 19.0	19.0	7.7 7.6	7.7	34.0 34.0	34.0	86.3 86.4	86.4	6.3 6.4	6.4	6.4	2.5 2.6	2.6	2.7	6.0 6.0	6.0	7.5
				Middle	4.5	18.8 18.7	18.8	7.7 7.9	7.8	34.0 34.0	34.0	84.9 86.0	85.5	6.2 6.4	6.3		2.6 2.6	2.6		6.0 6.0	6.0	
				Bottom	8	18.7 18.6	18.7	7.7 7.7	7.7	34.0 34.0	34.0	84.0 81.6	82.8	6.2 6.0	6.1		2.7 2.8	2.8		11.0 10.0	10.5	
2-Mar-09	Fine	Calm	16:04	Surface	1	18.0 18.0	18.0	8.0 8.0	8.0	34.4 34.3	34.4	92.6 90.5	91.6	6.8 6.6	6.7	6.7	2.0 2.1	2.1	2.2	10.0 10.0	10.0	8.7
				Middle	4.5	17.8 17.7	17.8	8.2 8.1	8.2	34.3 34.3	34.3	91.1 90.1	90.6	6.7 6.6	6.7		2.1 2.1	2.1		9.0 9.0	9.0	
				Bottom	8	17.7 17.6	17.7	8.2 8.0	8.1	34.3 34.3	34.3	90.1 87.6	88.9	6.6 6.5	6.6		2.2 2.3	2.3		7.0 7.0	7.0	

### Water Quality Monitoring Results at I2 - Mid-Ebb Tide (without marine works but with silt curtain)

Date	Weather Condition	Sea Condition**	Sampling Time	Depth (m)		Water Temperature (°C)		pH		Salinity ppt		DO Saturation (%)		Dissolved Oxygen (mg/L)			Turbidity(NTU)			Suspended Solids (mg/L)		
						Value	Average	Value	Average	Value	Average	Value	Average	Value	Average	DA*	Value	Average	DA*	Value	Average	DA*
4-Mar-09	Cloudy	Moderate	15:58	Surface	1	20.1	20.1	8.0	7.9	36.0	36.3	95.6	95.4	6.9	6.9	6.9	4.1	4.3	4.1	4.0	4.0	5.3
				Middle	4.5	20.1	20.1	8.1	8.0	36.3	36.4	94.2	94.1	6.8	6.8		4.4	4.4		7.0	7.0	
				Bottom	8	20.1	20.1	8.1	8.0	36.0	34.6	94.0	93.9	6.8	6.8		3.5	3.6		5.0	5.0	
6-Mar-09	Cloudy	Calm	08:43	Surface	1	19.4	19.5	7.2	7.5	33.9	33.9	93.6	93.5	6.9	6.9	6.8	1.9	1.9	2.4	9.0	9.0	8.0
				Middle	4.5	19.4	19.4	7.1	7.2	34.0	34.1	91.8	90.0	6.7	6.6		2.1	2.2		8.0	8.0	
				Bottom	8	19.5	19.5	7.3	7.3	34.1	33.9	88.0	84.6	6.6	6.5		3.0	3.1		7.0	7.0	
9-Mar-09	Cloudy	Moderate	12:01	Surface	1	19.0	19.0	7.9	7.9	36.2	36.2	101.5	101.5	7.6	7.6	7.5	2.7	2.7	2.8	6.0	6.0	6.7
				Middle	4.5	19.1	19.1	7.9	8.0	36.0	36.0	99.1	98.4	7.4	7.4		2.6	2.6		6.0	6.0	
				Bottom	8	19.1	19.1	8.0	8.0	36.0	36.0	96.8	96.6	7.2	7.2		3.0	3.1		8.0	8.0	
11-Mar-09	Fine	Calm	13:15	Surface	1	19.8	19.9	7.8	7.8	36.0	36.1	107.6	105.9	7.5	7.4	7.1	1.8	1.9	2.2	8.0	8.0	7.3
				Middle	4.5	20.0	20.0	7.8	7.8	36.1	36.1	97.6	97.6	6.8	6.8		2.3	2.3		5.0	5.0	
				Bottom	8	20.0	20.0	8.0	8.0	36.2	36.2	98.1	98.1	6.8	6.8		2.5	2.5		9.0	9.0	
13-Mar-09	Fine	Calm	14:06	Surface	1	19.2	19.2	7.9	8.0	36.3	36.3	109.4	107.6	7.6	7.5	7.2	1.8	1.9	2.2	9.0	9.0	9.0
				Middle	4.5	19.3	19.3	8.0	8.1	36.3	36.3	98.4	98.4	6.9	6.9		2.2	2.2		10.0	10.0	
				Bottom	8	19.3	19.3	8.1	8.1	36.4	36.4	98.9	98.9	6.9	6.9		2.4	2.4		8.0	8.0	
16-Mar-09	Sunny	Calm	15:32	Surface	1	19.9	19.9	7.7	7.8	36.4	36.3	102.3	102.0	7.3	7.3	7.2	2.8	2.7	2.9	7.0	7.0	8.2
				Middle	4.5	20.0	20.0	8.0	7.9	36.6	36.6	99.3	99.3	7.0	7.0		2.4	2.6		10.0	10.5	
				Bottom	8	19.9	19.9	8.1	8.2	36.6	36.6	98.5	98.3	7.0	7.0		3.2	3.3		7.0	7.0	
18-Mar-09	Sunny	Calm	12:10	Surface	1	22.5	22.5	7.6	7.7	36.1	36.1	102.0	100.4	6.7	6.7	6.6	2.7	2.8	3.0	9.0	9.0	9.5
				Middle	4.5	22.4	22.4	7.6	7.6	36.1	36.1	91.5	91.5	6.4	6.4		2.9	3.0		5.0	5.0	
				Bottom	8	22.3	22.3	7.7	7.7	36.2	36.3	90.6	90.5	6.3	6.3		3.2	3.3		15.0	14.5	
23-Mar-09	Cloudy	Calm	11:31	Surface	1	21.8	21.9	7.6	7.6	35.1	35.3	100.2	100.3	7.2	7.2	7.2	1.6	1.6	1.7	<2.5	<2.5	3.5
				Middle	4.5	21.7	21.7	7.5	7.8	35.5	35.7	100.4	100.4	7.2	7.2		1.8	1.8		3.0	3.0	
				Bottom	8	21.1	21.1	8.2	8.3	36.3	36.4	96.7	96.5	7.0	7.0		1.6	1.7		5.0	5.0	
25-Mar-09	Cloudy	Moderate	12:26	Surface	1	20.8	20.9	7.8	7.8	36.6	36.6	91.6	91.3	6.6	6.6	6.6	1.1	1.1	1.0	5.0	5.0	7.0
				Middle	4.5	20.9	20.9	8.0	8.0	36.6	36.7	90.8	90.6	6.6	6.6		0.7	0.8		8.0	8.0	
				Bottom	8	20.9	20.9	8.0	8.0	36.8	36.9	90.5	90.5	6.5	6.5		1.1	1.2		8.0	8.0	
27-Mar-09	Cloudy	Moderate	13:13	Surface	1	22.4	22.4	7.7	7.7	34.8	35.0	96.6	96.7	6.7	6.7	6.7	1.9	1.9	2.0	9.0	9.0	5.0
				Middle	4.5	22.2	22.2	7.7	8.0	35.3	35.5	96.8	96.8	6.7	6.7		1.9	2.0		3.0	3.0	
				Bottom	8	21.7	21.7	8.4	8.4	36.1	36.1	93.1	92.9	6.5	6.5		2.1	2.1		3.0	3.0	

**Water Quality Monitoring Results at I2 - Mid-Ebb Tide (without marine works but with silt curtain)**

Date	Weather Condition	Sea Condition**	Sampling Time	Depth (m)		Water Temperature (°C)		pH		Salinity ppt		DO Saturation (%)		Dissolved Oxygen (mg/L)			Turbidity(NTU)			Suspended Solids (mg/L)		
						Value	Average	Value	Average	Value	Average	Value	Average	Value	Average	DA*	Value	Average	DA*	Value	Average	DA*
30-Mar-09	Cloudy	Moderate	15:03	Surface	1	20.7 20.8	20.8	8.0 7.7	7.9	36.3 36.2	36.3	95.5 95.5	95.5	6.2 6.2	6.2	6.4	2.3 2.4	2.4	2.1	11.0 11.0	11.0	12.0
				Middle	4.5	20.8 20.8	20.8	7.9 8.3	8.1	36.3 36.2	36.3	93.4 93.4	93.4	6.6 6.6	6.6		1.5 1.6	1.6		13.0 13.0	13.0	
				Bottom	8	20.8 20.8	20.8	7.7 7.8	7.8	36.6 36.6	36.6	92.2 91.4	91.8	6.7 6.6	6.7		2.4 2.2	2.3		12.0 12.0	12.0	
1-Apr-09	Sunny	Calm	16:06	Surface	1	22.7 22.7	22.7	8.2 7.3	7.8	36.9 37.0	37.0	103.4 102.7	103.1	7.1 7.0	7.1	6.5	3.1 3.1	3.1	3.5	5.0 6.0	5.5	6.5
				Middle	4.5	22.0 21.9	22.0	7.9 7.7	7.8	35.5 35.5	35.5	87.1 86.2	86.7	5.9 5.9	5.9		3.2 3.2	3.2		7.0 7.0	7.0	
				Bottom	8	21.7 21.7	21.7	7.5 7.8	7.7	35.7 35.7	35.7	90.5 89.5	90.0	6.4 6.3	6.4		4.0 4.6	4.3		7.0 7.0	7.0	
6-Apr-09	Cloudy	Calm	10:56	Surface	1	21.1 21.1	21.1	7.7 7.8	7.8	37.0 36.9	37.0	89.1 88.6	88.9	6.4 6.4	6.4	6.4	2.5 2.5	2.5	3.3	8.0 8.0	8.0	7.8
				Middle	4.5	21.1 21.1	21.1	7.8 7.7	7.8	36.9 36.9	36.9	87.8 87.8	87.8	6.3 6.3	6.3		3.8 3.9	3.9		8.0 9.0	8.5	
				Bottom	8	21.0 21.0	21.0	7.9 7.8	7.9	37.0 35.0	36.0	87.1 87.1	87.1	6.3 6.3	6.3		3.5 3.5	3.5		7.0 7.0	7.0	
8-Apr-09	Sunny	Calm	11:58	Surface	1	21.0 21.0	21.0	7.5 7.5	7.5	33.7 36.5	35.1	86.8 86.8	86.8	6.3 6.3	6.3	6.4	7.7 7.7	7.7	7.9	6.0 6.0	6.0	4.7
				Middle	4.5	21.0 21.0	21.0	7.8 7.6	7.7	36.6 35.7	36.2	88.2 88.3	88.3	6.4 6.4	6.4		8.2 8.2	8.2		4.0 4.0	4.0	
				Bottom	8	21.1 21.1	21.1	7.8 7.9	7.9	36.5 36.6	36.6	90.2 90.2	90.2	6.2 6.2	6.2		7.7 7.6	7.7		4.0 4.0	4.0	
10-Apr-09	Sunny	Calm	12:40	Surface	1	21.6 21.7	21.7	7.7 7.8	7.8	36.7 36.2	36.5	88.7 87.5	88.1	6.5 6.4	6.5	6.5	2.8 2.8	2.8	3.2	3.0 3.0	3.0	3.0
				Middle	4.5	21.7 21.7	21.7	8.0 8.0	8.0	37.1 37.1	37.1	86.8 87.5	87.2	6.3 6.4	6.4		3.8 3.7	3.8		3.0 3.0	3.0	
				Bottom	8	21.7 21.7	21.7	7.7 7.9	7.8	37.2 37.2	37.2	88.4 88.6	88.5	6.4 6.4	6.4		3.2 3.0	3.1		3.0 3.0	3.0	
13-Apr-09	Fine	Calm	14:58	Surface	1	22.4 22.4	22.4	8.4 8.1	8.3	33.0 35.9	34.5	85.4 85.2	85.3	6.4 6.3	6.4	6.4	4.6 4.6	4.6	4.4	8.0 8.0	8.0	5.7
				Middle	4	22.5 22.5	22.5	8.5 8.1	8.3	35.9 35.0	35.5	84.7 84.9	84.8	6.3 6.3	6.3		5.0 4.6	4.8		5.0 5.0	5.0	
				Bottom	7	22.4 22.4	22.4	8.5 8.0	8.3	35.9 35.8	35.9	85.5 86.0	85.8	6.3 6.4	6.4		3.8 3.8	3.8		4.0 4.0	4.0	
15-Apr-09	Sunny	Calm	15:54	Surface	1	22.3 22.3	22.3	8.2 8.0	8.1	36.3 36.3	36.3	93.5 93.5	93.5	6.8 6.8	6.8	6.7	2.9 2.9	2.9	3.0	5.0 5.0	5.0	4.0
				Middle	4.5	22.4 22.4	22.4	8.2 8.0	8.1	36.1 36.1	36.1	91.0 90.3	90.7	6.6 6.5	6.6		2.8 2.8	2.8		4.0 4.0	4.0	
				Bottom	8	22.4 22.4	22.4	8.3 7.9	8.1	36.1 36.1	36.1	88.7 88.3	88.5	6.4 6.4	6.4		3.2 3.3	3.3		3.0 3.0	3.0	
17-Apr-09	Fine	Calm	17:05	Surface	1	22.1 22.1	22.1	7.8 7.7	7.8	36.2 36.1	36.2	89.5 89.5	89.5	6.4 6.4	6.4	6.4	3.5 3.4	3.5	2.5	3.0 3.0	3.0	4.0
				Middle	4.5	22.2 22.2	22.2	7.8 8.2	8.0	35.9 36.3	36.1	90.2 90.8	90.5	6.4 6.4	6.4		2.1 2.4	2.3		3.0 3.0	3.0	
				Bottom	8	22.2 22.2	22.2	8.0 8.0	8.0	35.8 33.1	34.5	91.4 91.8	91.6	6.5 6.6	6.6		1.6 1.7	1.7		6.0 6.0	6.0	
20-Apr-09	Sunny	Calm	10:17	Surface	1	25.4 25.5	25.5	8.1 7.9	8.0	31.9 35.0	33.5	87.2 86.4	86.8	6.6 6.4	6.5	6.5	4.4 4.1	4.3	4.0	6.0 6.0	6.0	6.0
				Middle	4.5	25.4 25.4	25.4	8.2 7.9	8.1	35.1 34.2	34.7	85.6 85.7	85.7	6.4 6.4	6.4		3.8 3.7	3.8		6.0 6.0	6.0	
				Bottom	8	25.4 25.4	25.4	8.1 7.9	8.0	35.3 33.3	34.3	83.8 83.9	83.9	6.2 6.3	6.3		3.9 3.7	3.8		6.0 6.0	6.0	
22-Apr-09	Fine	Calm	11:01	Surface	1	22.8 22.8	22.8	7.8 7.7	7.8	35.4 34.5	35.0	89.4 89.6	89.5	6.4 6.3	6.4	6.4	2.1 2.1	2.1	2.1	6.0 6.0	6.0	5.3
				Middle	4.5	22.8 22.8	22.8	8.0 7.8	7.9	37.1 33.4	35.3	89.4 88.9	89.2	6.4 6.3	6.4		2.0 2.0	2.0		5.0 5.0	5.0	
				Bottom	8	22.8 22.8	22.8	8.0 7.8	7.9	35.1 36.2	35.7	88.6 88.6	88.6	6.3 6.3	6.3		2.2 2.2	2.2		5.0 5.0	5.0	

**Water Quality Monitoring Results at I2 - Mid-Ebb Tide (without marine works but with silt curtain)**

Date	Weather Condition	Sea Condition**	Sampling Time	Depth (m)		Water Temperature (°C)		pH		Salinity ppt		DO Saturation (%)		Dissolved Oxygen (mg/L)			Turbidity(NTU)			Suspended Solids (mg/L)		
						Value	Average	Value	Average	Value	Average	Value	Average	Value	Average	DA*	Value	Average	DA*	Value	Average	DA*
24-Apr-09	Sunny	Calm	11:48	Surface	1	21.0 20.8	20.9	8.2 7.9	8.1	35.9 35.5	35.7	90.4 89.1	89.8	6.5 6.5	6.5	6.5	4.2 4.4	4.3	3.7	8.0 9.0	8.5	10.5
				Middle	4.5	20.8 20.8	20.8	8.2 8.0	8.1	36.4 36.4	36.4	88.4 89.1	88.8	6.4 6.4	6.4		3.8 3.6	3.7		12.0 12.0	12.0	
				Bottom	8	20.8 20.8	20.8	8.1 7.9	8.0	36.5 36.5	36.5	90.1 90.3	90.2	6.5 6.5	6.5		3.2 2.8	3.0		11.0 11.0	11.0	
27-Apr-09	Sunny	Calm	13:54	Surface	1	22.6 22.6	22.6	8.1 8.2	8.2	36.4 35.9	36.2	93.5 93.2	93.4	6.8 6.8	6.8	6.8	3.6 3.5	3.6	3.7	9.0 9.0	9.0	9.2
				Middle	4.5	22.6 22.6	22.6	8.0 8.0	8.0	36.3 36.3	36.3	93.0 93.0	93.0	6.8 6.8	6.8		3.9 4.0	4.0		9.0 9.0	9.0	
				Bottom	8	22.5 22.5	22.5	8.2 8.1	8.2	37.1 36.5	36.8	93.0 93.0	93.0	6.8 6.8	6.8		3.5 3.5	3.5		10.0 9.0	9.5	
29-Apr-09	Sunny	Calm	15:25	Surface	1	22.4 22.4	22.4	7.6 7.8	7.7	35.9 36.0	36.0	88.0 88.2	88.1	6.5 6.5	6.5	6.5	3.5 3.5	3.5	3.6	8.0 8.0	8.0	8.5
				Middle	4.5	22.3 22.3	22.3	7.8 7.7	7.8	36.7 36.3	36.5	88.4 88.4	88.4	6.5 6.5	6.5		2.9 2.8	2.9		7.0 7.0	7.0	
				Bottom	8	22.2 22.2	22.2	7.9 7.9	7.9	36.3 36.3	36.3	88.2 88.2	88.2	6.5 6.5	6.5		3.9 4.6	4.3		11.0 10.0	10.5	
1-May-09	Sunny	Moderate	16:58	Surface	1	22.9 22.9	22.9	7.6 7.6	7.6	35.6 36.3	36.0	94.7 92.2	93.5	7.3 7.2	7.3	7.1	3.8 3.2	3.5	3.4	12.0 13.0	12.5	10.7
				Middle	4.5	22.8 22.8	22.8	7.7 7.6	7.7	36.4 35.8	36.1	88.0 88.0	88.0	6.8 6.8	6.8		3.6 3.6	3.6		8.0 8.0	8.0	
				Bottom	8	22.8 22.8	22.8	7.8 7.8	7.8	36.0 34.9	35.5	85.6 85.5	85.6	6.7 6.7	6.7		3.2 3.0	3.1		12.0 11.0	11.5	
4-May-09	Sunny	Moderate	09:24	Surface	1	22.8 22.8	22.8	7.8 7.7	7.8	36.3 36.3	36.3	91.3 91.5	91.4	6.4 6.4	6.4	6.5	2.2 2.2	2.2	3.0	10.0 10.0	10.0	10.7
				Middle	4.5	22.6 22.6	22.6	7.9 7.7	7.8	36.5 35.8	36.2	92.5 92.8	92.7	6.5 6.6	6.6		3.7 3.2	3.5		17.0 17.0	17.0	
				Bottom	8	22.5 22.5	22.5	7.8 7.8	7.8	35.0 35.9	35.5	91.7 90.8	91.3	6.5 6.4	6.5		3.1 3.2	3.2		5.0 5.0	5.0	
6-May-09	Sunny	Moderate	10:40	Surface	1	25.9 26.0	26.0	8.0 7.9	8.0	33.3 33.5	33.4	86.1 85.9	86.0	6.4 6.4	6.4	6.4	3.2 3.2	3.2	3.3	14.0 14.0	14.0	13.2
				Middle	4.5	25.9 25.8	25.9	8.0 7.9	8.0	36.9 37.0	37.0	85.4 85.6	85.5	6.3 6.4	6.4		3.5 3.2	3.4		9.0 10.0	9.5	
				Bottom	8	25.8 25.8	25.8	8.0 7.9	8.0	37.0 37.1	37.1	84.7 85.2	85.0	6.2 6.3	6.3		3.2 3.4	3.3		16.0 16.0	16.0	
8-May-09	Sunny	Calm	11:48	Surface	1	23.4 23.3	23.4	7.8 7.9	7.9	33.3 36.1	34.7	91.4 91.4	91.4	6.5 6.4	6.5	6.5	4.5 4.2	4.4	4.4	16.0 15.0	15.5	13.5
				Middle	4.5	23.3 23.3	23.3	7.9 7.9	7.9	36.7 35.1	35.9	91.4 91.7	91.6	6.4 6.5	6.5		4.6 4.4	4.5		12.0 12.0	12.0	
				Bottom	8	23.2 23.2	23.2	8.0 7.9	8.0	36.1 35.7	35.9	89.4 89.2	89.3	6.2 6.2	6.2		4.3 4.1	4.2		13.0 13.0	13.0	
11-May-09	Sunny	Calm	14:10	Surface	1	25.4 25.3	25.4	8.0 8.0	8.0	33.7 34.4	34.1	93.6 92.4	93.0	6.6 6.6	6.6	6.6	3.3 3.3	3.3	3.5	8.0 9.0	8.5	8.2
				Middle	4.5	25.3 25.3	25.3	8.2 8.0	8.1	34.6 34.3	34.5	89.7 89.8	89.8	6.5 6.5	6.5		3.8 3.7	3.8		8.0 8.0	8.0	
				Bottom	8	25.2 25.2	25.2	8.2 8.0	8.1	34.9 34.7	34.8	89.7 89.9	89.8	6.5 6.5	6.5		3.3 3.4	3.4		8.0 8.0	8.0	
13-May-09	Sunny	Calm	13:55	Surface	1	24.4 24.4	24.4	7.7 7.9	7.8	32.8 32.7	32.8	99.3 97.6	98.5	7.3 7.2	7.3	6.9	1.7 1.9	1.8	2.1	9.0 9.0	9.0	10.0
				Middle	4.5	24.5 24.5	24.5	7.7 7.9	7.8	33.0 33.0	33.0	94.4 93.8	94.1	6.4 6.4	6.4		2.2 2.1	2.2		12.0 11.0	11.5	
				Bottom	8	24.4 24.4	24.4	7.9 8.0	8.0	33.3 33.4	33.4	90.4 90.2	90.3	6.5 6.5	6.5		2.4 2.4	2.4		9.0 10.0	9.5	
15-May-09	Sunny	Calm	16:15	Surface	1	27.5 27.5	27.5	7.9 7.8	7.9	36.7 36.7	36.7	91.3 92.0	91.7	6.8 6.8	6.8	6.8	2.3 2.5	2.4	2.4	6.0 6.0	6.0	6.2
				Middle	4.5	27.5 27.4	27.5	8.0 7.8	7.9	36.7 36.7	36.7	91.1 91.1	91.1	6.8 6.8	6.8		2.5 2.5	2.5		6.0 6.0	6.0	
				Bottom	8	27.3 27.3	27.3	8.0 7.9	8.0	36.7 36.7	36.7	90.6 90.6	90.6	6.7 6.7	6.7		2.3 2.4	2.4		7.0 6.0	6.5	

### Water Quality Monitoring Results at I2 - Mid-Ebb Tide (without marine works but with silt curtain)

Date	Weather Condition	Sea Condition**	Sampling Time	Depth (m)		Water Temperature (°C)		pH		Salinity ppt		DO Saturation (%)		Dissolved Oxygen (mg/L)			Turbidity(NTU)			Suspended Solids (mg/L)		
						Value	Average	Value	Average	Value	Average	Value	Average	Value	Average	DA*	Value	Average	DA*	Value	Average	DA*
18-May-09	Sunny	Moderate	08:28	Surface	1	25.8 25.9	25.9	7.8 7.8	7.8	33.2 33.1	33.2	98.9 102.1	100.5	6.7 6.9	6.8	6.7	1.4 1.3	1.4	1.5	8.0 9.0	8.5	9.8
				Middle	4.5	25.1 25.1	25.1	7.8 7.8	7.8	33.6 33.7	33.7	97.5 99.4	98.5	6.5 6.7	6.6		1.4 1.6	1.5		13.0 13.0	13.0	
				Bottom	8	24.6 24.6	24.6	8.1 7.9	8.0	34.0 34.0	34.0	95.1 92.9	94.0	6.5 6.4	6.5		1.7 1.7	1.7		8.0 8.0	8.0	
20-May-09	Fine	Calm	10:23	Surface	1	29.2 29.2	29.2	7.8 7.7	7.8	35.7 36.1	35.9	95.8 96.0	95.9	6.4 6.4	6.4	6.4	6.8 6.7	6.8	6.9	4.0 4.0	4.0	6.3
				Middle	4.5	29.0 29.0	29.0	7.7 8.3	8.0	36.2 36.6	36.4	96.0 96.0	96.0	6.4 6.4	6.4		6.8 6.9	6.9		8.0 8.0	8.0	
				Bottom	8	28.5 28.5	28.5	8.4 8.5	8.5	37.0 37.0	37.0	92.3 92.1	92.2	6.2 6.2	6.2		7.0 7.0	7.0		7.0 7.0	7.0	
22-May-09	Cloudy	Calm	10:32	Surface	1	26.5 26.5	26.5	7.7 7.7	7.7	29.9 29.9	29.9	106.4 106.2	106.3	7.1 7.1	7.1	6.7	0.8 0.9	0.9	1.6	7.0 7.0	7.0	10.0
				Middle	4.5	25.6 25.6	25.6	7.8 7.6	7.7	32.1 32.1	32.1	96.9 93.6	95.3	6.4 6.2	6.3		1.6 1.8	1.7		12.0 12.0	12.0	
				Bottom	8	25.5 25.5	25.5	7.9 7.8	7.9	32.3 32.3	32.3	91.4 90.7	91.1	6.2 6.2	6.2		2.3 2.2	2.3		11.0 11.0	11.0	
25-May-09	Rainy	Moderate	13:39	Surface	1	21.2 21.2	21.2	8.0 7.9	8.0	33.7 32.8	33.3	92.8 93.0	92.9	6.6 6.7	6.7	6.7	3.3 3.2	3.3	2.6	10.0 10.0	10.0	9.3
				Middle	4.5	21.2 21.2	21.2	8.1 8.0	8.1	35.3 31.7	33.5	93.1 93.0	93.1	6.7 6.7	6.7		2.6 2.2	2.4		9.0 9.0	9.5	
				Bottom	8	21.2 21.2	21.2	8.0 7.8	7.9	33.7 34.9	34.3	92.2 91.8	92.0	6.6 6.6	6.6		2.1 2.0	2.1		8.0 9.0	8.5	
27-May-09	Cloudy	Calm	14:05	Surface	1	24.4 24.4	24.4	8.0 7.8	7.9	36.2 36.2	36.2	88.3 87.3	87.8	6.5 6.4	6.5	6.5	3.1 3.1	3.1	3.1	6.0 6.0	6.0	6.2
				Middle	4.5	24.2 24.1	24.2	7.9 8.0	8.0	35.0 36.3	35.7	87.7 87.2	87.5	6.5 6.4	6.5		2.8 2.6	2.7		5.0 6.0	5.5	
				Bottom	8	24.1 24.1	24.1	8.0 7.8	7.9	35.9 36.0	36.0	85.2 83.9	84.6	6.2 6.1	6.2		3.3 3.5	3.4		7.0 7.0	7.0	
29-May-09	Cloudy	Moderate	16:20	Surface	1	23.3 23.3	23.3	8.1 7.9	8.0	36.2 36.3	36.3	95.3 95.3	95.3	6.9 6.9	6.9	6.7	3.7 3.8	3.8	3.7	7.0 7.0	7.0	8.7
				Middle	4.5	23.3 23.3	23.3	8.1 7.8	8.0	36.3 36.1	36.2	89.4 89.3	89.4	6.5 6.5	6.5		3.7 3.8	3.8		10.0 10.0	10.0	
				Bottom	8	23.3 23.3	23.3	8.2 7.9	8.1	36.1 36.1	36.1	86.7 86.5	86.6	6.3 6.2	6.3		3.6 3.6	3.6		9.0 9.0	9.0	
1-Jun-09	Sunny	Calm	08:59	Surface	1	24.7 24.7	24.7	8.0 7.9	8.0	35.9 35.9	35.9	89.4 87.4	88.4	6.6 6.4	6.5	6.5	2.4 2.4	2.4	2.4	9.0 9.0	9.0	11.0
				Middle	4.5	24.4 24.4	24.4	8.1 7.9	8.0	35.9 35.9	35.9	88.0 87.0	87.5	6.5 6.4	6.5		2.2 2.1	2.2		10.0 10.0	10.0	
				Bottom	8	24.3 24.3	24.3	8.1 7.9	8.0	36.0 36.0	36.0	87.0 84.6	85.8	6.4 6.3	6.4		2.5 2.7	2.6		14.0 14.0	14.0	
3-Jun-09	Cloudy	Calm	10:25	Surface	1	24.4 24.4	24.4	7.8 7.7	7.8	36.3 36.4	36.4	101.1 101.1	101.1	7.6 7.6	7.6	7.3	2.4 2.5	2.5	2.6	12.0 12.0	12.0	8.5
				Middle	4.5	24.5 24.5	24.5	7.8 7.7	7.8	36.9 36.9	36.9	93.7 93.0	93.4	7.0 7.0	7.0		2.4 2.3	2.4		6.0 7.0	6.5	
				Bottom	8	24.5 24.5	24.5	7.8 7.7	7.8	36.8 36.9	36.9	87.7 87.3	87.5	6.6 6.5	6.6		2.9 2.9	2.9		7.0 7.0	7.0	
5-Jun-09	Sunny	Calm	11:31	Surface	1	30.8 30.8	30.8	7.7 7.7	7.7	34.2 34.7	34.5	98.4 98.6	98.5	6.8 6.8	6.8	6.8	5.1 5.0	5.1	5.2	8.0 8.0	8.0	8.0
				Middle	4.5	30.7 30.7	30.7	7.6 8.2	7.9	34.7 35.1	34.9	98.6 98.6	98.6	6.8 6.8	6.8		5.3 5.3	5.3		9.0 9.0	9.0	
				Bottom	8	30.1 30.1	30.1	8.4 8.4	8.4	35.5 35.5	35.5	94.9 94.7	94.8	6.6 6.6	6.6		5.1 5.2	5.2		7.0 7.0	7.0	
8-Jun-09	Cloudy	Moderate	12:49	Surface	1	26.4 26.5	26.5	7.8 7.8	7.8	36.2 36.1	36.2	88.2 88.0	88.1	6.5 6.5	6.5	6.5	4.4 3.6	4.0	3.6	4.0 4.0	4.0	7.3
				Middle	4.5	26.5 26.4	26.5	7.9 7.8	7.9	36.3 36.9	36.6	87.5 87.7	87.6	6.5 6.5	6.5		3.5 3.3	3.4		6.0 6.0	6.0	
				Bottom	8	26.4 26.4	26.4	8.1 7.9	8.0	35.8 36.8	36.3	85.3 85.8	85.6	6.2 6.3	6.3		3.6 3.2	3.4		12.0 12.0	12.0	

**Water Quality Monitoring Results at I2 - Mid-Ebb Tide (without marine works but with silt curtain)**

Date	Weather Condition	Sea Condition**	Sampling Time	Depth (m)		Water Temperature (°C)		pH		Salinity ppt		DO Saturation (%)		Dissolved Oxygen (mg/L)			Turbidity(NTU)			Suspended Solids (mg/L)		
						Value	Average	Value	Average	Value	Average	Value	Average	Value	Average	DA*	Value	Average	DA*	Value	Average	DA*
10-Jun-09	Cloudy	Calm	13:42	Surface	1	28.7 28.7	28.7	8.1 7.8	8.0	32.5 32.5	32.5	90.2 89.3	89.8	6.5 6.4	6.5	6.4	5.0 4.9	5.0	4.8	7.0 7.0	7.0	6.3
				Middle	4.5	28.6 28.6	28.6	8.1 7.8	8.0	32.8 32.8	32.8	87.9 87.5	87.7	6.3 6.3	6.3		5.0 5.0	5.0		6.0 6.0	6.0	
				Bottom	8	28.6 28.6	28.6	8.0 7.8	7.9	33.1 33.1	33.1	86.8 86.7	86.8	6.2 6.2	6.2		4.5 4.4	4.5		6.0 6.0	6.0	
12-Jun-09	Cloudy	Calm	15:02	Surface	1	25.5 25.5	25.5	7.9 7.9	7.9	35.6 35.6	35.6	102.0 102.0	102.0	7.7 7.7	7.7	7.4	2.6 2.6	2.6	2.9	4.0 4.0	4.0	3.7
				Middle	4.5	25.6 25.7	25.7	8.0 8.1	8.1	36.1 36.1	36.1	94.7 94.0	94.4	7.1 7.1	7.1		2.9 2.8	2.9		4.0 4.0	4.0	
				Bottom	8	25.7 25.7	25.7	8.2 8.1	8.2	36.1 36.1	36.1	88.8 88.4	88.6	6.7 6.6	6.7		3.2 3.2	3.2		3.0 3.0	3.0	
15-Jun-09	Cloudy	Calm	16:41	Surface	1	26.4 26.4	26.4	7.5 7.6	7.6	34.0 34.0	34.0	90.1 90.2	90.2	6.4 6.4	6.4	6.4	2.4 2.5	2.5	2.3	10.0 10.0	10.0	9.3
				Middle	4.5	26.4 26.4	26.4	7.5 7.4	7.5	34.9 34.9	34.9	90.1 89.9	90.0	6.4 6.4	6.4		2.3 2.2	2.3		9.0 9.0	9.0	
				Bottom	8	26.4 26.3	26.4	7.7 7.6	7.7	35.0 33.3	34.2	89.6 89.4	89.5	6.4 6.4	6.4		2.1 2.3	2.2		9.0 9.0	9.0	
17-Jun-09	Sunny	Calm	08:38	Surface	1	28.2 28.1	28.2	8.0 7.7	7.9	35.1 37.9	36.5	87.2 87.2	87.2	6.4 6.4	6.4	6.5	3.8 3.9	3.9	4.1	8.0 8.0	8.0	8.0
				Middle	4.5	28.2 28.2	28.2	7.9 8.1	8.0	38.3 37.2	37.8	88.5 88.6	88.6	6.5 6.5	6.5		4.2 4.3	4.3		9.0 9.0	9.0	
				Bottom	8	28.2 28.2	28.2	7.9 7.6	7.8	38.0 38.1	38.1	88.5 88.5	88.5	6.1 6.1	6.1		4.1 4.3	4.2		7.0 7.0	7.0	
19-Jun-09	Cloudy	Calm	09:55	Surface	1	28.2 28.3	28.3	7.7 7.7	7.7	37.4 34.8	36.1	91.1 91.4	91.3	6.5 6.5	6.5	6.5	4.2 4.2	4.2	4.0	4.0 4.0	4.0	6.3
				Middle	4.5	28.2 28.1	28.2	7.7 7.8	7.8	37.0 37.1	37.1	91.8 91.5	91.7	6.5 6.4	6.5		4.3 4.4	4.4		9.0 9.0	9.0	
				Bottom	8	28.1 28.1	28.1	8.0 8.0	8.0	37.9 37.8	37.9	88.4 88.6	88.5	6.3 6.1	6.2		3.5 3.3	3.4		6.0 6.0	6.0	
22-Jun-09	Cloudy	Calm	12:10	Surface	1	28.0 28.1	28.1	7.9 7.8	7.9	30.6 30.9	30.8	87.0 86.3	86.7	6.6 6.4	6.5	6.5	4.1 3.6	3.9	3.6	10.0 10.0	10.0	9.7
				Middle	4.5	27.9 27.9	27.9	8.1 7.8	8.0	33.6 34.1	33.9	85.5 85.6	85.6	6.4 6.4	6.4		3.6 3.5	3.6		10.0 10.0	10.0	
				Bottom	8	27.9 27.8	27.9	8.0 7.9	8.0	34.1 34.2	34.2	85.7 85.8	85.8	6.4 6.5	6.5		3.2 3.1	3.2		9.0 9.0	9.0	
24-Jun-09	Cloudy	Calm	14:05	Surface	1	29.1 29.1	29.1	7.6 7.7	7.7	33.3 36.5	34.9	86.7 86.5	86.6	6.6 6.5	6.6	6.6	2.9 2.8	2.9	3.2	6.0 6.0	6.0	5.7
				Middle	4.5	28.9 28.9	28.9	7.6 7.6	7.6	36.6 35.1	35.9	86.0 86.2	86.1	6.4 6.5	6.5		3.6 3.6	3.6		6.0 6.0	6.0	
				Bottom	8	28.9 28.9	28.9	7.7 7.7	7.7	36.4 36.5	36.5	86.8 87.3	87.1	6.5 6.6	6.6		3.1 3.2	3.2		5.0 5.0	5.0	

Remarks: The reporting limit for laboratory analysis of suspended solids is 2.5 mg/L. For the results below the reporting limit, the SS level will be taken as 2.5 mg/L.

\* DA: Depth-Averaged

\*\* Calm: Small or no wave; Moderate: Between calm and rough; Rough : White capped or rougher

**Water Quality Monitoring Results at I2 - Mid-Flood Tide (without marine works but with silt curtain)**

Date	Weather Condition	Sea Condition**	Sampling Time	Depth (m)		Water Temperature (°C)		pH		Salinity ppt		DO Saturation (%)		Dissolved Oxygen (mg/L)		Turbidity(NTU)			Suspended Solids (mg/L)			
						Value	Average	Value	Average	Value	Average	Value	Average	Value	Average	DA*	Value	Average	DA*	Value	Average	DA*
2-Feb-09	Sunny	Calm	10:45	Surface	1	17.5 17.5	17.5	7.4 7.7	7.6	34.0 34.1	34.1	90.4 90.4	90.4	6.5 6.5	6.5	6.5	2.0 2.0	2.0	3.0	13.0 12.0	12.5	10.2
				Middle	4.5	17.5 17.5	17.5	8.3 7.7	8.0	34.0 33.9	34.0	89.5 90.6	90.1	6.4 6.6	6.5		2.7 2.8	2.8		11.0 11.0	11.0	
				Bottom	8	17.4 17.4	17.4	8.1 8.3	8.2	34.1 34.2	34.2	92.7 94.0	93.4	6.7 6.9	6.8		4.2 4.4	4.3		7.0 7.0	7.0	
4-Feb-09	Sunny	Calm	12:58	Surface	1	16.9 17.0	17.0	7.6 7.7	7.7	32.1 32.0	32.1	101.7 97.6	99.7	7.2 6.9	7.1	6.8	2.7 2.6	2.7	2.5	12.0 13.0	12.5	12.5
				Middle	4.5	17.0 17.0	17.0	7.4 7.5	7.5	32.1 32.1	32.1	92.0 92.0	92.0	6.5 6.5	6.5		2.2 2.2	2.2		15.0 15.0	15.0	
				Bottom	8	17.0 17.0	17.0	7.7 7.5	7.6	32.1 32.1	32.1	92.1 92.1	92.1	6.5 6.5	6.5		2.5 2.6	2.6		10.0 10.0	10.0	
6-Feb-09	Sunny	Calm	10:28	Surface	1	17.7 17.7	17.7	8.2 8.2	8.2	34.2 34.3	34.3	96.9 96.8	96.9	7.1 7.1	7.1	7.1	1.5 1.5	1.5	1.6	8.0 8.0	8.0	6.5
				Middle	4.5	17.7 17.7	17.7	8.0 7.9	8.0	34.3 34.3	34.3	96.8 96.8	96.8	7.1 7.1	7.1		1.5 1.6	1.6		4.0 5.0	4.5	
				Bottom	8	17.6 17.6	17.6	8.1 8.3	8.2	34.3 34.3	34.3	96.8 96.4	96.6	7.1 7.0	7.1		1.6 1.6	1.6		7.0 7.0	7.0	
9-Feb-09	Sunny	Calm	08:21	Surface	1	18.4 18.4	18.4	7.6 7.6	7.6	33.6 33.7	33.7	94.2 94.9	94.6	6.8 6.8	6.8	6.8	1.2 1.1	1.2	1.4	12.0 12.0	12.0	8.8
				Middle	4.5	18.0 18.0	18.0	7.4 7.6	7.5	33.9 33.9	33.9	93.0 92.7	92.9	6.7 6.7	6.7		1.0 1.1	1.1		7.0 7.0	7.0	
				Bottom	8	18.0 18.0	18.0	7.5 7.5	7.5	34.1 34.1	34.1	92.3 91.4	91.9	6.7 6.6	6.7		1.8 1.9	1.9		7.0 8.0	7.5	
11-Feb-09	Sunny	Calm	09:22	Surface	1	19.6 19.6	19.6	7.7 7.6	7.7	34.8 34.7	34.8	104.7 100.6	102.7	7.4 7.1	7.3	7.0	3.1 3.0	3.1	2.9	3.0 3.0	3.0	3.7
				Middle	4.5	19.6 19.6	19.6	7.6 7.7	7.7	34.8 34.8	34.8	95.0 95.0	95.0	6.7 6.7	6.7		2.6 2.6	2.6		4.0 4.0	4.0	
				Bottom	8	19.5 19.5	19.5	7.6 7.7	7.7	34.8 34.8	34.8	95.1 95.1	95.1	6.7 6.7	6.7		2.9 3.0	3.0		4.0 4.0	4.0	
13-Feb-09	Fine	Calm	09:25	Surface	1	18.8 18.8	18.8	7.7 7.7	7.7	34.4 34.4	34.4	98.3 98.7	98.5	6.5 6.5	6.5	6.3	2.8 2.8	2.8	2.6	6.0 6.0	6.0	8.2
				Middle	4.5	18.4 18.4	18.4	7.5 7.7	7.6	34.6 34.6	34.6	89.7 89.7	89.7	6.1 6.1	6.1		2.7 2.6	2.7		8.0 8.0	8.0	
				Bottom	8	18.1 18.1	18.1	7.6 7.6	7.6	34.8 34.8	34.8	89.6 89.3	89.5	6.2 6.1	6.2		2.3 2.4	2.4		11.0 10.0	10.5	
16-Feb-09	Fine	Calm	10:36	Surface	1	20.9 20.9	20.9	6.9 7.5	7.2	32.7 32.7	32.7	89.1 89.1	89.1	6.4 6.4	6.4	6.4	4.9 4.9	4.9	4.9	8.0 8.0	8.0	7.3
				Middle	4.5	20.9 20.9	20.9	7.0 7.2	7.1	33.0 33.1	33.1	87.3 87.2	87.3	6.3 6.3	6.3		4.9 4.8	4.9		7.0 7.0	7.0	
				Bottom	8	20.6 20.5	20.6	7.2 6.8	7.0	33.1 33.1	33.1	85.3 85.3	85.3	6.1 6.1	6.1		4.8 4.8	4.8		7.0 7.0	7.0	
18-Feb-09	Fine	Calm	09:08	Surface	1	19.9 19.9	19.9	7.9 7.9	7.9	35.6 35.6	35.6	89.6 90.2	89.9	6.6 6.7	6.7	6.7	2.5 2.5	2.5	2.5	7.0 7.0	7.0	7.3
				Middle	4.5	19.8 19.8	19.8	8.0 8.0	8.0	35.6 35.6	35.6	89.4 89.4	89.4	6.6 6.6	6.6		2.5 2.5	2.5		7.0 7.0	7.0	
				Bottom	8	19.7 19.7	19.7	8.0 8.1	8.1	35.6 35.6	35.6	88.9 88.9	88.9	6.6 6.6	6.6		2.4 2.4	2.4		8.0 8.0	8.0	
20-Feb-09	Fine	Calm	10:56	Surface	1	19.6 19.6	19.6	7.6 7.5	7.6	36.2 36.1	36.2	94.4 93.5	94.0	6.5 6.5	6.5	6.5	2.4 2.5	2.5	2.8	10.0 10.0	10.0	11.5
				Middle	4.5	19.3 19.3	19.3	7.4 7.5	7.5	36.2 36.2	36.2	92.2 92.2	92.2	6.4 6.4	6.4		2.7 2.7	2.7		9.0 10.0	9.5	
				Bottom	8	19.3 19.3	19.3	7.4 7.4	7.4	36.2 36.2	36.2	92.8 93.1	93.0	6.4 6.4	6.4		3.0 3.1	3.1		15.0 15.0	15.0	
23-Feb-09	Sunny	Calm	08:42	Surface	1	20.0 20.0	20.0	7.7 7.8	7.8	35.8 35.8	35.8	93.9 94.1	94.0	6.9 6.9	6.9	6.9	2.2 2.3	2.3	2.7	7.0 7.0	7.0	8.7
				Middle	4.5	20.0 20.0	20.0	7.9 7.8	7.9	35.7 35.7	35.7	91.4 91.6	91.5	6.8 6.8	6.8		2.6 2.6	2.6		9.0 9.0	9.0	
				Bottom	8	19.8 19.8	19.8	7.9 7.9	7.9	35.6 35.7	35.7	90.5 90.5	90.5	6.7 6.7	6.7		3.0 3.1	3.1		10.0 10.0	10.0	



### Water Quality Monitoring Results at I2 - Mid-Flood Tide (without marine works but with silt curtain)

Date	Weather Condition	Sea Condition**	Sampling Time	Depth (m)		Water Temperature (°C)		pH		Salinity ppt		DO Saturation (%)		Dissolved Oxygen (mg/L)			Turbidity(NTU)			Suspended Solids (mg/L)		
						Value	Average	Value	Average	Value	Average	Value	Average	Value	Average	DA*	Value	Average	DA*	Value	Average	DA*
25-Feb-09	Sunny	Calm	08:58	Surface	1	21.3 21.4	21.4	7.5 7.6	7.6	35.0 35.0	35.0	109.3 105.0	107.2	7.3 7.0	7.2	6.9	3.0 2.9	3.0	2.8	11.0 11.0	11.0	8.0
				Middle	4.5	21.4 21.4	21.4	7.8 7.7	7.8	35.0 35.0	35.0	99.1 99.1	99.1	6.6 6.6	6.6		2.6 2.6	2.6		7.0 7.0	7.0	
				Bottom	8	21.4 21.4	21.4	7.8 7.9	7.9	35.1 35.1	35.1	99.2 99.2	99.2	6.6 6.6	6.6		2.8 2.9	2.9		6.0 6.0	6.0	
27-Feb-09	Sunny	Calm	08:32	Surface	1	19.0 19.0	19.0	7.6 7.6	7.6	34.0 34.0	34.0	89.2 89.4	89.3	6.6 6.6	6.6	6.6	2.5 2.6	2.6	3.0	13.0 13.0	13.0	13.0
				Middle	4.5	19.0 19.0	19.0	7.7 7.6	7.7	33.9 33.9	33.9	86.8 87.0	86.9	6.4 6.5	6.5		2.9 2.9	2.9		13.0 13.0	13.0	
				Bottom	8	18.8 18.8	18.8	7.7 7.5	7.6	33.9 33.9	33.9	86.0 86.0	86.0	6.4 6.4	6.4		3.3 3.4	3.4		13.0 13.0	13.0	
2-Mar-09	Fine	Moderate	09:08	Surface	1	18.0 18.0	18.0	8.1 8.0	8.1	34.3 34.4	34.4	95.7 95.9	95.8	7.0 7.1	7.1	7.0	2.0 2.1	2.1	2.5	9.0 9.0	9.0	7.7
				Middle	4.5	18.0 18.0	18.0	8.0 8.2	8.1	34.3 34.3	34.3	93.2 93.4	93.3	6.9 6.9	6.9		2.4 2.4	2.4		6.0 6.0	6.0	
				Bottom	8	17.9 17.8	17.9	8.0 8.1	8.1	34.2 34.2	34.2	92.3 92.3	92.3	6.8 6.8	6.8		2.8 2.9	2.9		8.0 8.0	8.0	
4-Mar-09	Cloudy	Moderate	10:40	Surface	1	20.1 20.1	20.1	7.7 7.7	7.7	36.2 36.2	36.2	112.4 110.8	111.6	8.1 8.0	8.1	7.9	2.3 2.3	2.3	2.4	7.0 7.0	7.0	5.7
				Middle	4.5	20.1 20.1	20.1	7.5 7.7	7.6	36.2 35.9	36.1	105.8 104.1	105.0	7.6 7.5	7.6		2.2 2.0	2.1		4.0 4.0	4.0	
				Bottom	8	20.1 20.1	20.1	7.7 7.6	7.7	35.9 36.0	36.0	103.6 103.6	103.6	7.5 7.5	7.5		2.9 2.8	2.9		6.0 6.0	6.0	
9-Mar-09	Cloudy	Moderate	17:29	Surface	1	19.0 19.1	19.1	8.0 8.0	8.0	36.0 36.0	36.0	96.9 96.6	96.8	7.3 7.2	7.3	7.3	2.6 2.5	2.6	2.8	7.0 7.0	7.0	8.3
				Middle	4.5	19.1 19.1	19.1	8.1 8.1	8.1	35.8 35.9	35.9	96.1 96.1	96.1	7.2 7.2	7.2		2.6 2.6	2.6		8.0 8.0	8.0	
				Bottom	8	19.1 19.1	19.1	8.1 8.1	8.1	35.9 35.9	35.9	95.5 95.3	95.4	7.1 7.1	7.1		3.2 3.3	3.3		10.0 10.0	10.0	
11-Mar-09	Fine	Calm	17:08	Surface	1	19.9 20.0	20.0	7.5 7.6	7.6	36.0 36.0	36.0	107.8 104.0	105.9	7.5 7.3	7.4	7.2	2.6 2.5	2.6	2.4	4.0 5.0	4.5	6.3
				Middle	4.5	20.0 20.0	20.0	7.6 7.6	7.6	36.0 36.0	36.0	98.6 98.6	98.6	6.9 6.9	6.9		2.1 2.1	2.1		6.0 6.0	6.0	
				Bottom	8	20.0 20.0	20.0	7.5 7.6	7.6	36.1 36.1	36.1	98.7 98.7	98.7	6.9 6.9	6.9		2.4 2.5	2.5		9.0 8.0	8.5	
13-Mar-09	Fine	Calm	08:40	Surface	1	19.2 19.3	19.3	7.9 8.0	8.0	36.3 36.2	36.3	109.8 105.5	107.7	7.6 7.4	7.5	7.3	2.5 2.4	2.5	2.3	9.0 9.0	9.0	12.0
				Middle	4.5	19.3 19.3	19.3	8.2 7.9	8.1	36.3 36.3	36.3	99.6 99.6	99.6	7.0 7.0	7.0		2.1 2.1	2.1		10.0 10.0	10.0	
				Bottom	8	19.3 19.3	19.3	8.2 8.2	8.2	36.3 36.3	36.3	99.7 99.7	99.7	7.0 7.0	7.0		2.3 2.4	2.4		17.0 17.0	17.0	
16-Mar-09	Sunny	Calm	08:58	Surface	1	19.8 19.8	19.8	8.1 7.9	8.0	35.1 35.9	35.5	97.8 97.7	97.8	6.9 6.9	6.9	6.9	2.8 3.0	2.9	3.0	4.0 5.0	4.5	6.8
				Middle	5	19.8 19.8	19.8	8.2 7.9	8.1	35.8 35.8	35.8	97.4 97.2	97.3	6.9 6.9	6.9		2.9 2.9	2.9		10.0 10.0	10.0	
				Bottom	9	19.8 19.8	19.8	8.2 7.9	8.1	35.7 34.5	35.1	96.6 96.6	96.6	6.8 6.9	6.9		3.2 3.3	3.3		6.0 6.0	6.0	
20-Mar-09	Sunny	Calm	09:09	Surface	1	24.4 24.2	24.3	7.8 7.9	7.9	33.3 33.2	33.3	103.4 102.7	103.1	7.2 7.2	7.2	6.7	3.3 3.3	3.3	4.0	8.0 8.0	8.0	7.8
				Middle	5	24.9 24.9	24.9	7.7 8.0	7.9	33.8 33.8	33.8	89.3 87.8	88.6	6.2 6.1	6.2		3.6 3.3	3.5		7.0 7.0	7.0	
				Bottom	9	24.9 24.9	24.9	8.0 7.6	7.8	34.6 34.6	34.6	88.2 87.0	87.6	6.3 6.2	6.3		5.2 5.0	5.1		8.0 9.0	8.5	
23-Mar-09	Cloudy	Calm	16:28	Surface	1	21.4 21.3	21.4	8.4 7.9	8.2	36.3 36.3	36.3	103.1 103.2	103.2	7.4 7.4	7.4	7.4	1.5 1.6	1.6	1.8	6.0 6.0	6.0	4.3
				Middle	4.5	21.2 21.1	21.2	7.9 8.2	8.1	36.4 36.4	36.4	103.0 102.7	102.9	7.4 7.4	7.4		1.4 1.3	1.4		4.0 4.0	4.0	
				Bottom	8	20.8 20.8	20.8	7.7 7.5	7.6	36.8 36.8	36.8	101.2 100.5	100.9	7.3 7.3	7.3		2.1 2.5	2.3		<2.5 3.0	2.8	

**Water Quality Monitoring Results at I2 - Mid-Flood Tide (without marine works but with silt curtain)**

Date	Weather Condition	Sea Condition**	Sampling Time	Depth (m)		Water Temperature (°C)		pH		Salinity ppt		DO Saturation (%)		Dissolved Oxygen (mg/L)			Turbidity(NTU)			Suspended Solids (mg/L)		
						Value	Average	Value	Average	Value	Average	Value	Average	Value	Average	DA*	Value	Average	DA*	Value	Average	DA*
25-Mar-09	Cloudy	Moderate	16:42	Surface	1	20.8 20.8	20.8	8.0 8.2	8.1	36.5 36.5	36.5	95.7 94.7	95.2	6.9 6.8	6.9	6.8	0.9 0.9	0.9	1.1	8.0 9.0	8.5	8.2
				Middle	4.5	20.8 20.8	20.8	8.0 8.1	8.1	36.6 36.6	36.6	92.6 92.3	92.5	6.7 6.7	6.7		0.9 0.8	0.9		8.0 8.0	8.0	
				Bottom	8	20.9 20.9	20.9	8.1 8.0	8.1	36.7 36.7	36.7	91.6 91.5	91.6	6.6 6.6	6.6		1.4 1.5	1.5		8.0 8.0	8.0	
27-Mar-09	Cloudy	Moderate	17:12	Surface	1	21.9 21.9	21.9	8.6 8.1	8.4	36.0 36.0	36.0	99.5 99.6	99.6	6.9 6.9	6.9	6.9	1.8 1.9	1.9	2.1	4.0 4.0	4.0	3.8
				Middle	4.5	21.7 21.7	21.7	8.1 8.4	8.3	36.2 36.2	36.2	99.4 99.1	99.3	6.9 6.9	6.9		1.7 1.6	1.7		4.0 4.0	4.0	
				Bottom	8	21.4 21.3	21.4	7.9 7.7	7.8	36.5 36.6	36.6	97.6 96.9	97.3	6.8 6.8	6.8		2.4 2.8	2.6		3.0 4.0	3.5	
30-Mar-09	Cloudy	Moderate	08:29	Surface	1	20.7 20.7	20.7	7.9 7.9	7.9	35.8 35.6	35.7	92.3 92.8	92.6	6.4 6.4	6.4	6.4	2.4 2.9	2.7	2.9	11.0 10.0	10.5	11.8
				Middle	4.5	20.7 20.7	20.7	7.8 8.0	7.9	35.4 36.2	35.8	91.8 93.6	92.7	6.4 6.4	6.4		2.7 2.3	2.5		13.0 13.0	13.0	
				Bottom	8	20.8 20.9	20.9	8.1 7.7	7.9	36.0 33.9	35.0	86.3 85.7	86.0	6.3 6.3	6.3		3.5 3.2	3.4		12.0 12.0	12.0	
1-Apr-09	Sunny	Calm	08:59	Surface	1	21.7 21.7	21.7	8.2 8.3	8.3	36.2 36.3	36.3	102.7 102.0	102.4	7.0 7.0	7.0	6.5	3.9 3.9	3.9	3.9	7.0 7.0	7.0	8.5
				Middle	4.5	20.9 20.9	20.9	7.8 7.8	7.8	36.2 36.2	36.2	88.6 87.1	87.9	6.0 5.9	6.0		3.9 3.8	3.9		8.0 8.0	8.0	
				Bottom	8	20.7 20.7	20.7	8.3 7.3	7.8	36.5 36.6	36.6	92.5 91.3	91.9	6.6 6.5	6.6		3.8 3.8	3.8		11.0 10.0	10.5	
3-Apr-09	Fine	Calm	10:14	Surface	1	20.9 20.9	20.9	7.9 7.8	7.9	34.3 33.0	33.7	96.7 96.7	96.7	7.0 7.0	7.0	7.0	3.2 3.2	3.2	2.9	4.0 5.0	4.5	10.3
				Middle	4.5	20.9 20.9	20.9	8.0 7.7	7.9	36.5 37.0	36.8	97.6 96.7	97.2	7.0 7.0	7.0		2.8 3.0	2.9		15.0 14.0	14.5	
				Bottom	8	20.9 20.9	20.9	7.9 8.0	8.0	37.0 36.5	36.8	96.8 97.3	97.1	7.0 7.0	7.0		2.6 2.6	2.6		12.0 12.0	12.0	
6-Apr-09	Cloudy	Calm	15:53	Surface	1	21.1 21.1	21.1	7.8 7.7	7.8	36.9 36.9	36.9	89.3 88.7	89.0	6.5 6.4	6.5	6.5	2.1 2.3	2.2	3.5	8.0 7.0	7.5	7.5
				Middle	4.5	21.1 21.1	21.1	7.6 7.6	7.6	36.1 36.2	36.2	88.3 88.2	88.3	6.4 6.4	6.4		3.0 3.3	3.2		7.0 7.0	7.0	
				Bottom	8	21.1 21.1	21.1	7.7 7.7	7.7	37.0 36.2	36.6	87.3 87.1	87.2	6.3 6.3	6.3		5.1 5.3	5.2		8.0 8.0	8.0	
8-Apr-09	Fine	Calm	17:07	Surface	1	21.2 21.3	21.3	7.9 7.8	7.9	32.8 33.3	33.1	90.3 90.3	90.3	6.7 6.7	6.7	6.7	5.4 5.1	5.3	4.6	5.0 6.0	5.5	5.5
				Middle	4.5	21.2 21.1	21.2	7.9 7.8	7.9	36.6 36.7	36.7	90.3 90.3	90.3	6.7 6.7	6.7		4.7 4.5	4.6		6.0 6.0	6.0	
				Bottom	8	21.2 21.1	21.2	8.0 7.7	7.9	36.7 36.8	36.8	90.3 90.3	90.3	6.7 6.7	6.7		4.1 3.9	4.0		5.0 5.0	5.0	
10-Apr-09	Sunny	Calm	17:43	Surface	1	21.7 21.7	21.7	7.6 7.6	7.6	37.0 37.0	37.0	88.4 88.5	88.5	6.4 6.4	6.4	6.6	3.8 4.2	4.0	3.9	3.0 3.0	3.0	4.0
				Middle	4.5	21.6 21.7	21.7	7.5 7.6	7.6	36.8 36.8	36.8	93.3 92.4	92.9	6.8 6.7	6.8		3.8 3.8	3.8		5.0 5.0	5.0	
				Bottom	8	21.7 21.7	21.7	7.6 7.5	7.6	36.9 36.9	36.9	90.3 90.1	90.2	6.6 6.5	6.6		3.8 3.9	3.9		4.0 4.0	4.0	
13-Apr-09	Fine	Calm	08:33	Surface	1	22.4 22.5	22.5	8.0 7.9	8.0	32.1 32.6	32.4	87.0 86.2	86.6	6.6 6.4	6.5	6.5	4.2 4.3	4.3	3.8	4.0 4.0	4.0	5.5
				Middle	4.5	22.4 22.3	22.4	7.9 8.1	8.0	35.9 36.0	36.0	85.4 85.5	85.5	6.3 6.4	6.4		3.8 3.8	3.8		9.0 9.0	9.0	
				Bottom	8	22.4 22.3	22.4	8.0 8.0	8.0	36.0 35.6	35.8	85.6 85.7	85.7	6.3 6.4	6.4		3.5 3.3	3.4		3.0 4.0	3.5	
15-Apr-09	Sunny	Calm	08:29	Surface	1	22.3 22.4	22.4	7.6 7.7	7.7	36.1 36.1	36.1	88.8 88.5	88.7	6.4 6.4	6.4	6.4	2.8 2.7	2.8	3.0	3.0 3.0	3.0	3.0
				Middle	4.5	22.4 22.4	22.4	7.7 7.6	7.7	36.0 36.0	36.0	88.0 88.0	88.0	6.3 6.3	6.3		2.8 2.8	2.8		3.0 3.0	3.0	
				Bottom	8	22.4 22.4	22.4	7.6 7.7	7.7	36.0 36.1	36.1	87.1 87.2	87.2	6.3 6.3	6.3		3.4 3.5	3.5		3.0 3.0	3.0	

### Water Quality Monitoring Results at I2 - Mid-Flood Tide (without marine works but with silt curtain)

Date	Weather Condition	Sea Condition**	Sampling Time	Depth (m)		Water Temperature (°C)		pH		Salinity ppt		DO Saturation (%)		Dissolved Oxygen (mg/L)			Turbidity(NTU)			Suspended Solids (mg/L)		
						Value	Average	Value	Average	Value	Average	Value	Average	Value	Average	DA*	Value	Average	DA*	Value	Average	DA*
17-Apr-09	Sunny	Calm	09:30	Surface	1	22.5	22.5	8.1	8.1	36.5	36.5	90.8	90.8	6.4	6.5	6.5	1.3	1.3	1.6	3.0	3.0	3.0
				Middle	4.5	22.2	22.2	7.9	8.0	35.3	35.9	90.4	90.4	6.4	6.4		1.3	1.3		3.0	3.0	
				Bottom	8	22.1	22.1	8.0	7.9	36.4	36.3	89.4	89.6	6.3	6.3		1.9	2.1		3.0	3.0	
				Surface	1	22.5	22.5	8.0	8.1	36.5	36.5	90.8	90.8	6.5	6.5		1.3	1.3		3.0	3.0	
20-Apr-09	Sunny	Calm	15:18	Surface	1	25.3	25.3	7.9	7.9	32.3	33.2	84.2	84.3	6.4	6.4	6.4	2.8	2.8	3.4	4.0	4.0	4.7
				Middle	4.5	25.3	25.3	7.8	7.9	33.7	34.2	84.6	84.8	6.4	6.4		3.8	3.8		3.0	3.0	
				Bottom	8	25.3	25.3	7.9	7.9	34.7	34.0	85.0	84.0	6.4	6.3		3.5	3.5		3.0	3.0	
				Surface	1	25.3	25.3	7.9	7.9	32.3	33.2	84.2	84.3	6.4	6.4		2.8	2.8		4.0	4.0	
22-Apr-09	Fine	Calm	16:54	Surface	1	22.8	22.8	8.0	7.9	37.0	37.0	90.5	90.8	6.3	6.3	6.4	4.7	4.8	4.6	7.0	7.0	6.3
				Middle	4.5	22.8	22.8	8.0	7.9	37.2	37.2	92.7	92.6	6.4	6.4		4.1	4.1		6.0	6.0	
				Bottom	8	22.8	22.8	7.8	7.8	37.2	35.8	91.7	91.5	6.4	6.5		4.8	5.0		6.0	6.0	
				Surface	1	22.8	22.8	7.8	7.9	36.9	37.0	91.1	90.8	6.3	6.3		4.9	4.8		7.0	7.0	
24-Apr-09	Fine	Calm	17:02	Surface	1	20.8	20.8	7.8	7.9	36.3	36.3	90.2	90.3	6.5	6.5	6.7	2.9	3.1	3.6	9.0	9.0	11.3
				Middle	4.5	20.8	20.8	7.8	7.9	36.1	36.1	95.3	94.9	6.9	6.9		3.8	3.8		11.0	11.0	
				Bottom	8	20.8	20.8	7.9	7.9	36.2	36.2	92.2	92.1	6.7	6.7		3.7	3.8		14.0	14.0	
				Surface	1	20.8	20.8	7.9	7.9	36.2	36.3	90.3	90.3	6.5	6.5		3.3	3.1		9.0	9.0	
27-Apr-09	Sunny	Calm	07:56	Surface	1	22.6	22.6	7.6	7.7	37.0	35.6	96.3	96.2	7.0	7.1	7.0	3.6	3.8	3.8	10.0	10.5	9.5
				Middle	4.5	22.5	22.5	8.0	7.9	37.0	36.9	95.1	95.1	6.9	6.9		4.0	4.1		8.0	8.0	
				Bottom	8	22.5	22.5	7.8	7.9	33.5	35.2	94.5	94.5	7.0	7.0		3.6	3.6		10.0	10.0	
				Surface	1	22.6	22.6	7.7	7.7	34.1	35.6	96.1	96.2	7.1	7.1		3.9	3.8		11.0	10.5	
29-Apr-09	Sunny	Calm	08:00	Surface	1	22.7	22.7	7.4	7.6	36.4	36.7	93.9	93.4	6.9	6.9	6.9	2.9	2.9	3.0	7.0	7.0	6.7
				Middle	4.5	22.3	22.3	7.6	7.6	37.0	37.0	92.8	92.8	6.8	6.8		3.0	2.9		6.0	6.0	
				Bottom	8	22.3	22.3	7.7	7.6	36.9	37.0	92.4	92.5	6.8	6.8		2.9	3.1		7.0	7.0	
				Surface	1	22.7	22.7	7.5	7.6	37.0	36.7	92.9	93.4	6.8	6.9		2.9	2.9		7.0	7.0	
1-May-09	Sunny	Moderate	10:15	Surface	1	23.1	23.1	7.8	7.7	34.3	35.2	86.4	86.3	6.8	6.8	6.7	4.1	4.2	4.2	9.0	9.0	9.2
				Middle	4.5	22.9	22.9	7.7	7.7	36.2	36.5	85.4	85.4	6.6	6.6		4.0	4.1		9.0	9.0	
				Bottom	8	22.9	22.9	7.7	7.7	37.5	36.3	86.2	86.4	6.7	6.8		4.3	4.2		9.0	9.5	
				Surface	1	23.1	23.1	7.6	7.7	36.0	35.2	86.1	86.3	6.7	6.8		4.2	4.2		9.0	9.0	
4-May-09	Sunny	Moderate	14:21	Surface	1	23.0	23.0	7.5	7.5	36.2	36.2	90.9	90.9	6.5	6.5	6.5	3.4	3.4	3.6	5.0	5.5	8.5
				Middle	4.5	22.8	22.8	7.4	7.5	35.0	35.6	90.5	90.5	6.4	6.4		3.8	3.7		11.0	11.0	
				Bottom	8	22.7	22.7	7.5	7.5	36.0	35.9	88.5	88.7	6.2	6.2		3.5	3.7		9.0	9.0	
				Surface	1	23.0	23.0	7.5	7.5	36.2	36.2	90.9	90.9	6.5	6.5		3.3	3.4		5.0	5.5	
6-May-09	Sunny	Moderate	17:03	Surface	1	26.0	26.0	7.7	7.8	35.8	35.4	91.0	90.9	6.8	6.8	6.6	4.4	4.3	3.4	7.0	7.0	8.5
				Middle	4.5	26.0	26.0	7.9	7.9	36.8	36.7	85.8	85.2	6.3	6.3		3.1	3.3		13.0	12.5	
				Bottom	8	26.0	26.0	7.8	7.9	36.5	34.1	84.5	84.0	6.2	6.1		3.5	2.5		12.0	6.0	
				Surface	1	26.0	26.0	7.8	7.8	35.0	35.4	90.8	90.9	6.7	6.8		4.1	4.3		7.0	7.0	
8-May-09	Fine	Calm	17:01	Surface	1	23.5	23.5	7.7	7.7	36.5	36.5	97.6	97.2	6.7	6.7	6.8	3.7	3.7	4.1	14.0	14.0	11.2
				Middle	4.5	23.2	23.2	7.7	7.7	33.8	34.3	96.3	96.2	6.8	6.8		5.1	4.7		10.0	10.0	
				Bottom	8	23.1	23.1	7.7	7.8	34.7	34.7	95.1	95.1	6.7	6.7		3.9	3.9		10.0	9.5	
				Surface	1	23.5	23.5	7.7	7.7	36.5	36.5	97.6	97.2	6.7	6.7		3.6	3.7		14.0	14.0	

### Water Quality Monitoring Results at I2 - Mid-Flood Tide (without marine works but with silt curtain)

Date	Weather Condition	Sea Condition**	Sampling Time	Depth (m)		Water Temperature (°C)		pH		Salinity ppt		DO Saturation (%)		Dissolved Oxygen (mg/L)			Turbidity(NTU)			Suspended Solids (mg/L)		
						Value	Average	Value	Average	Value	Average	Value	Average	Value	Average	DA*	Value	Average	DA*	Value	Average	DA*
11-May-09	Sunny	Calm	08:21	Surface	1	25.5	25.5	7.9	7.9	33.5	33.1	91.9	91.5	6.7	6.7	6.7	3.4	3.5	3.5	12.0	12.0	10.0
				Middle	4.5	25.2	25.2	7.9	7.9	34.8	34.8	90.0	89.9	6.6	6.6		3.5	3.6		10.0	10.0	
				Bottom	8	25.1	25.1	7.9	7.9	33.7	34.2	89.7	89.6	6.6	6.6		3.3	3.3		8.0	8.0	
13-May-09	Sunny	Calm	08:39	Surface	1	24.5	24.5	7.7	7.7	34.0	34.0	100.1	99.3	7.0	7.0	6.8	2.3	2.3	2.2	6.0	6.5	4.7
				Middle	4.5	24.4	24.4	7.8	7.8	34.0	34.1	95.0	94.6	6.6	6.6		2.0	2.0		3.0	3.5	
				Bottom	8	24.4	24.4	7.7	7.8	34.1	34.2	94.2	93.9	6.5	6.5		1.9	2.3		4.0	4.0	
18-May-09	Sunny	Moderate	13:53	Surface	1	26.3	26.3	8.0	7.9	33.1	33.1	99.9	100.1	6.7	6.7	6.7	2.4	2.3	2.2	8.0	8.0	7.3
				Middle	5	25.2	25.2	7.7	7.8	33.7	33.7	97.9	97.3	6.7	6.7		1.8	1.9		10.0	10.0	
				Bottom	9	24.8	24.8	7.7	7.7	33.9	34.0	94.3	93.4	6.5	6.4		2.2	2.3		4.0	4.0	
20-May-09	Fine	Calm	15:32	Surface	1	28.7	28.7	8.6	8.4	36.9	36.9	98.7	98.8	6.6	6.7	6.7	6.7	6.8	7.0	6.0	6.0	6.7
				Middle	4.5	28.5	28.5	8.1	8.3	37.1	37.1	98.6	98.5	6.7	6.7		6.6	6.6		7.0	7.0	
				Bottom	8	28.2	28.2	7.9	7.8	37.4	37.5	96.8	96.5	6.6	6.6		7.3	7.5		7.0	7.0	
22-May-09	Cloudy	Calm	15:55	Surface	1	26.4	26.4	7.8	7.8	29.8	29.8	99.9	104.5	6.6	6.8	6.7	1.2	1.2	1.5	12.0	12.0	9.2
				Middle	4.5	25.9	25.9	7.8	7.7	30.7	30.7	98.1	96.9	6.5	6.5		1.4	1.4		9.0	9.5	
				Bottom	8	25.5	25.5	7.8	7.8	32.1	32.1	93.0	92.1	6.2	6.2		1.9	2.0		6.0	6.0	
25-May-09	Rainy	Moderate	08:27	Surface	1	21.2	21.2	7.6	7.7	33.2	33.7	89.6	89.7	6.4	6.4	6.4	2.1	2.4	2.5	10.0	10.0	8.0
				Middle	4.5	21.2	21.2	7.7	7.7	33.9	34.1	89.6	89.5	6.4	6.4		2.3	2.3		8.0	8.0	
				Bottom	8	21.2	21.2	7.7	7.7	34.2	33.8	88.1	88.0	6.3	6.3		2.6	2.7		6.0	6.0	
27-May-09	Cloudy	Calm	08:21	Surface	1	24.4	24.5	7.8	7.8	36.1	36.3	89.1	88.9	6.4	6.4	6.4	2.6	2.6	2.8	10.0	10.0	6.8
				Middle	4.5	24.3	24.3	8.0	7.9	36.3	36.3	87.3	87.4	6.3	6.3		2.8	2.8		7.0	7.0	
				Bottom	8	24.2	24.2	8.1	8.1	36.3	36.3	86.7	86.7	6.3	6.3		3.0	3.1		3.0	3.5	
29-May-09	Cloudy	Moderate	09:42	Surface	1	23.4	23.4	7.6	7.6	36.2	36.2	97.2	97.0	7.0	7.0	6.8	3.1	3.1	3.4	8.0	8.0	8.3
				Middle	4.5	23.2	23.2	7.5	7.6	34.8	35.1	91.3	91.3	6.6	6.6		3.8	3.6		7.0	7.0	
				Bottom	8	23.2	23.2	7.5	7.6	35.3	35.3	88.6	88.6	6.4	6.4		3.5	3.6		10.0	10.0	
1-Jun-09	Sunny	Calm	13:32	Surface	1	26.2	26.2	7.7	7.7	35.9	36.0	92.4	92.5	6.8	6.8	6.8	2.4	2.4	2.7	8.0	8.0	10.3
				Middle	4.5	26.1	26.1	7.8	7.8	35.9	35.9	90.0	90.1	6.7	6.7		2.5	2.5		11.0	11.0	
				Bottom	8	26.0	26.0	7.7	7.8	35.8	35.8	89.2	89.1	6.7	6.6		2.4	3.2		12.0	12.0	
3-Jun-09	Cloudy	Calm	16:23	Surface	1	26.3	26.3	7.6	7.6	36.2	36.2	93.7	93.6	7.0	7.0	6.8	2.5	2.4	2.6	11.0	11.0	11.0
				Middle	4.5	26.3	26.3	7.6	7.6	36.7	36.7	88.6	88.6	6.6	6.6		2.3	2.4		13.0	13.0	
				Bottom	8	26.3	26.3	7.6	7.6	36.8	36.8	84.7	84.6	6.3	6.3		3.0	3.0		9.0	9.0	

### Water Quality Monitoring Results at I2 - Mid-Flood Tide (without marine works but with silt curtain)

Date	Weather Condition	Sea Condition**	Sampling Time	Depth (m)		Water Temperature (°C)		pH		Salinity ppt		DO Saturation (%)		Dissolved Oxygen (mg/L)			Turbidity(NTU)			Suspended Solids (mg/L)		
						Value	Average	Value	Average	Value	Average	Value	Average	Value	Average	DA*	Value	Average	DA*	Value	Average	DA*
5-Jun-09	Fine	Calm	16:48	Surface	1	30.3 30.3	30.3	8.5 8.0	8.3	35.4 35.4	35.4	101.3 101.4	101.4	7.0 7.0	7.0	7.0	5.0 5.1	5.1	5.3	15.0 15.0	15.0	10.5
				Middle	4.5	30.1 30.1	30.1	8.0 8.3	8.2	35.6 35.6	35.6	101.2 100.9	101.1	7.0 7.0	7.0		4.9 4.8	4.9		10.0 11.0	10.5	
				Bottom	8	29.8 29.8	29.8	7.8 7.6	7.7	36.0 36.0	36.0	99.4 98.7	99.1	6.9 6.9	6.9		5.6 6.0	5.8		6.0 6.0	6.0	
8-Jun-09	Cloudy	Moderate	16:53	Surface	1	24.8 24.8	24.8	7.9 7.8	7.9	34.1 33.3	33.7	88.7 88.5	88.6	6.6 6.5	6.6	6.4	3.6 3.7	3.7	3.4	7.0 7.0	7.0	7.2
				Middle	4.5	24.8 24.8	24.8	7.8 7.8	7.8	34.9 34.6	34.8	83.6 86.4	85.0	6.1 6.3	6.2		3.9 3.2	3.6		6.0 6.0	6.0	
				Bottom	8	24.8 24.8	24.8	7.8 7.8	7.8	32.7 32.0	32.4	85.8 86.0	85.9	6.2 6.3	6.3		2.9 2.7	2.8		9.0 8.0	8.5	
10-Jun-09	Cloudy	Calm	08:45	Surface	1	28.7 28.7	28.7	7.6 7.6	7.6	32.5 32.5	32.5	91.4 90.7	91.1	6.5 6.5	6.5	6.4	5.0 5.0	5.0	4.8	6.0 6.0	6.0	7.7
				Middle	4.5	28.6 28.6	28.6	7.7 7.7	7.7	32.9 32.9	32.9	88.5 87.9	88.2	6.3 6.3	6.3		4.9 4.7	4.8		8.0 8.0	8.0	
				Bottom	8	28.6 28.6	28.6	7.7 7.7	7.7	33.0 33.0	33.0	86.9 86.8	86.9	6.2 6.2	6.2		4.5 4.8	4.7		9.0 9.0	9.0	
12-Jun-09	Cloudy	Calm	09:06	Surface	1	26.3 26.3	26.3	8.0 7.9	8.0	35.4 35.4	35.4	94.7 94.4	94.6	7.1 7.1	7.1	6.9	3.5 3.3	3.4	3.6	3.0 3.0	3.0	3.7
				Middle	4.5	26.3 26.3	26.3	7.9 8.0	8.0	35.9 35.9	35.9	89.7 89.7	89.7	6.7 6.7	6.7		3.3 3.5	3.4		4.0 4.0	4.0	
				Bottom	8	26.3 26.3	26.3	7.9 7.8	7.9	36.0 36.0	36.0	85.8 85.6	85.7	6.4 6.4	6.4		3.9 3.9	3.9		4.0 4.0	4.0	
15-Jun-09	Cloudy	Calm	10:20	Surface	1	27.6 27.4	27.5	7.2 7.3	7.3	33.4 34.2	33.8	92.6 92.8	92.7	6.6 6.6	6.6	6.6	3.2 3.7	3.5	3.3	14.0 14.0	14.0	10.8
				Middle	4.5	27.5 27.4	27.5	7.7 7.2	7.5	34.8 34.9	34.9	92.8 92.8	92.8	6.6 6.6	6.6		3.3 3.3	3.3		8.0 9.0	8.5	
				Bottom	8	27.4 27.4	27.4	7.5 7.6	7.6	34.5 34.6	34.6	92.0 91.6	91.8	6.6 6.6	6.6		3.4 2.9	3.2		10.0 10.0	10.0	
17-Jun-09	Sunny	Calm	13:31	Surface	1	29.7 29.8	29.8	7.5 7.6	7.6	34.1 34.0	34.1	92.9 92.9	92.9	6.8 6.8	6.8	6.8	4.3 4.5	4.4	4.1	8.0 8.0	8.0	9.8
				Middle	4.5	29.6 29.6	29.6	7.4 7.7	7.6	38.1 38.7	38.4	92.9 92.9	92.9	6.8 6.8	6.8		3.9 3.7	3.8		15.0 14.0	14.5	
				Bottom	8	29.6 29.5	29.6	7.3 7.5	7.4	38.2 38.2	38.2	91.3 91.3	91.3	6.7 6.7	6.7		4.3 4.1	4.2		7.0 7.0	7.0	
19-Jun-09	Cloudy	Calm	16:20	Surface	1	29.0 28.9	29.0	7.7 7.6	7.7	37.4 37.7	37.6	94.1 94.0	94.1	6.6 6.6	6.6	6.6	3.2 3.6	3.4	3.7	3.0 3.0	3.0	5.3
				Middle	4.5	28.9 28.9	28.9	7.8 7.7	7.8	34.8 35.7	35.3	94.3 94.5	94.4	6.6 6.6	6.6		4.8 4.6	4.7		8.0 8.0	8.0	
				Bottom	8	28.8 28.9	28.9	7.6 7.6	7.6	35.8 35.9	35.9	91.5 91.5	91.5	6.4 6.4	6.4		3.2 2.6	2.9		5.0 5.0	5.0	
22-Jun-09	Cloudy	Calm	16:53	Surface	1	28.1 28.1	28.1	7.9 7.9	7.9	33.0 32.3	32.7	85.1 85.2	85.2	6.5 6.4	6.5	6.5	2.3 2.1	2.2	3.1	8.0 8.0	8.0	9.7
				Middle	4.5	28.0 28.0	28.0	7.9 7.8	7.9	33.8 33.8	33.8	85.5 85.9	85.7	6.4 6.4	6.4		3.7 3.8	3.8		9.0 9.0	9.0	
				Bottom	8	28.2 28.1	28.2	8.0 7.8	7.9	31.8 31.0	31.4	86.9 86.8	86.9	6.5 6.6	6.6		3.2 3.4	3.3		12.0 12.0	12.0	
24-Jun-09	Cloudy	Calm	08:48	Surface	1	28.5 28.5	28.5	7.4 7.5	7.5	35.3 35.9	35.6	88.3 87.5	87.9	6.7 6.6	6.7	6.6	4.4 4.6	4.5	3.8	4.0 4.0	4.0	6.3
				Middle	4.5	28.3 28.3	28.3	7.7 7.4	7.6	36.0 35.9	36.0	86.7 86.8	86.8	6.5 6.5	6.5		3.2 3.5	3.4		8.0 8.0	8.0	
				Bottom	8	28.3 28.3	28.3	7.7 7.7	7.7	35.4 36.6	36.0	86.9 87.0	87.0	6.5 6.6	6.6		3.1 3.6	3.4		7.0 7.0	7.0	

Remarks: The reporting limit for laboratory analysis of suspended solids is 2.5 mg/L. For the results below the reporting limit, the SS level will be taken as 2.5 mg/L.

\* DA: Depth-Averaged

\*\* Calm: Small or no wave; Moderate: Between calm and rough; Rough : White capped or rougher

### Water Quality Monitoring Results at Intake A - Mid-Ebb Tide (without marine works but with silt curtain)

Date	Weather Condition	Sea Condition**	Sampling Time	Depth (m)		Water Temperature (°C)		pH		Salinity ppt		DO Saturation (%)		Dissolved Oxygen (mg/L)			Turbidity(NTU)			Suspended Solids (mg/L)		
						Value	Average	Value	Average	Value	Average	Value	Average	Value	Average	DA*	Value	Average	DA*	Value	Average	DA*
2-Feb-09	Sunny	Calm	16:58	Surface	1	17.6 17.4	17.5	8.1 8.1	8.1	34.0 33.8	33.9	95.0 94.6	94.8	7.0 6.8	6.9	7.6	1.9 2.2	2.1	2.4	8.0 8.0	8.0	8.5
				Middle	5	17.4 17.4	17.4	8.1 8.0	8.1	33.9 34.1	34.0	110.5 114.4	112.5	8.0 8.3	8.2		1.9 2.2	2.1		11.0 12.0	11.5	
				Bottom	9	17.5 17.3	17.4	7.8 7.8	7.8	33.9 34.1	34.0	95.3 95.3	95.3	7.0 7.0	7.0		3.0 3.1	3.1		6.0 6.0	6.0	
4-Feb-09	Sunny	Calm	08:23	Surface	1	16.3 16.8	16.6	7.5 7.9	7.7	32.5 32.2	32.4	103.3 97.9	100.6	7.3 6.9	7.1	6.9	1.9 1.8	1.9	2.2	8.0 7.0	7.5	10.8
				Middle	5	17.0 17.0	17.0	7.9 7.7	7.8	32.1 32.1	32.1	92.8 92.3	92.6	6.6 6.5	6.6		2.3 2.2	2.3		15.0 15.0	15.0	
				Bottom	9	17.0 17.0	17.0	7.8 8.1	8.0	32.2 32.1	32.2	92.0 92.0	92.0	6.5 6.5	6.5		2.3 2.2	2.3		10.0 10.0	10.0	
9-Feb-09	Sunny	Calm	13:33	Surface	1	18.4 18.3	18.4	7.5 7.9	7.7	33.4 33.6	33.5	96.4 96.8	96.6	7.0 7.0	7.0	7.0	1.3 1.3	1.3	2.1	15.0 15.0	15.0	10.5
				Middle	5	18.1 18.1	18.1	7.8 8.1	8.0	33.9 34.0	34.0	95.0 93.7	94.4	6.9 6.8	6.9		2.3 2.2	2.3		9.0 9.0	9.0	
				Bottom	9	18.1 18.1	18.1	7.6 7.7	7.7	34.0 34.0	34.0	90.7 90.6	90.7	6.5 6.5	6.5		2.8 2.8	2.8		7.0 8.0	7.5	
11-Feb-09	Sunny	Calm	14:13	Surface	1	19.6 19.6	19.6	7.8 7.8	7.8	35.2 34.9	35.1	106.3 100.9	103.6	7.5 7.1	7.3	7.1	2.3 2.2	2.3	2.6	4.0 4.0	4.0	3.8
				Middle	5	19.6 19.6	19.6	8.0 8.1	8.1	34.8 34.8	34.8	95.8 95.3	95.6	6.8 6.7	6.8		2.7 2.6	2.7		4.0 4.0	4.0	
				Bottom	9	18.9 19.4	19.2	7.8 7.9	7.9	34.9 34.8	34.9	95.0 95.0	95.0	6.7 6.7	6.7		2.7 2.6	2.7		3.0 4.0	3.5	
13-Feb-09	Fine	Calm	15:32	Surface	1	19.3 19.3	19.3	8.1 7.8	8.0	34.6 34.6	34.6	107.8 107.3	107.6	7.1 7.0	7.1	6.9	2.6 2.6	2.6	2.4	7.0 7.0	7.0	6.7
				Middle	5	18.9 19.0	19.0	8.0 8.2	8.1	34.7 34.7	34.7	102.6 100.8	101.7	6.8 6.6	6.7		2.5 2.4	2.5		6.0 6.0	6.0	
				Bottom	9	18.8 18.7	18.8	7.8 7.8	7.8	34.6 34.6	34.6	98.8 97.1	98.0	6.5 6.4	6.5		2.2 2.2	2.2		7.0 7.0	7.0	
16-Feb-09	Cloudy	Calm	16:45	Surface	1	21.1 21.1	21.1	7.2 7.5	7.4	32.1 32.1	32.1	90.3 90.3	90.3	6.4 6.4	6.4	6.4	4.1 4.1	4.1	4.6	8.0 8.0	8.0	6.2
				Middle	5	20.5 20.5	20.5	7.0 7.7	7.4	32.2 32.2	32.2	88.8 88.8	88.8	6.3 6.3	6.3		4.0 4.0	4.0		4.0 5.0	4.5	
				Bottom	9	20.3 20.4	20.4	7.5 7.2	7.4	32.7 33.0	32.9	87.9 87.5	87.7	6.2 6.2	6.2		5.3 6.2	5.8		6.0 6.0	6.0	
23-Feb-09	Sunny	Calm	12:33	Surface	1	20.2 20.1	20.2	8.3 7.7	8.0	35.4 35.4	35.4	93.8 93.9	93.9	6.9 6.9	6.9	6.9	2.3 2.3	2.3	2.5	11.0 11.0	11.0	10.7
				Middle	5	19.8 19.8	19.8	8.3 8.5	8.4	35.6 35.6	35.6	94.7 91.4	93.1	7.0 6.7	6.9		2.4 2.5	2.5		9.0 9.0	9.0	
				Bottom	9	20.0 20.0	20.0	7.8 8.0	7.9	35.7 35.8	35.8	91.4 91.3	91.4	6.7 6.7	6.7		2.6 2.6	2.6		12.0 12.0	12.0	
25-Feb-09	Sunny	Calm	14:21	Surface	1	20.8 21.2	21.0	7.8 7.8	7.8	35.5 35.1	35.3	110.9 105.3	108.1	7.5 7.1	7.3	7.0	2.6 2.5	2.6	2.7	7.0 7.0	7.0	7.0
				Middle	5	21.4 21.4	21.4	7.9 8.1	8.0	35.0 35.1	35.1	99.9 99.4	99.7	6.7 6.6	6.7		2.7 2.6	2.7		6.0 6.0	6.0	
				Bottom	9	21.4 21.4	21.4	8.0 7.9	8.0	35.1 35.1	35.1	99.1 99.1	99.1	6.6 6.6	6.6		2.7 2.6	2.7		8.0 8.0	8.0	
27-Feb-09	Sunny	Calm	13:48	Surface	1	19.2 19.1	19.2	7.6 7.4	7.5	33.6 33.6	33.6	89.1 89.2	89.2	6.5 6.5	6.5	6.5	2.6 2.6	2.6	2.8	9.0 9.0	9.0	10.3
				Middle	5	18.8 18.8	18.8	8.0 8.0	8.0	33.8 33.8	33.8	90.0 86.8	88.4	6.6 6.4	6.5		2.7 2.8	2.8		11.0 11.0	11.0	
				Bottom	9	19.0 19.0	19.0	7.7 8.0	7.9	34.0 34.0	34.0	86.8 86.7	86.8	6.4 6.4	6.4		2.9 2.9	2.9		11.0 11.0	11.0	
2-Mar-09	Fine	Calm	15:41	Surface	1	18.2 18.1	18.2	8.1 7.8	8.0	34.0 34.0	34.0	95.6 95.7	95.7	7.0 7.0	7.0	7.0	2.3 2.3	2.3	2.4	8.0 8.0	8.0	10.3
				Middle	5	17.8 17.8	17.8	8.3 8.1	8.2	34.1 34.2	34.2	96.5 93.2	94.9	7.1 6.9	7.0		2.4 2.5	2.5		8.0 8.0	8.0	
				Bottom	9	18.0 18.0	18.0	8.1 8.1	8.1	34.3 34.4	34.4	93.2 93.1	93.2	6.9 6.9	6.9		2.4 2.4	2.4		15.0 15.0	15.0	

### Water Quality Monitoring Results at Intake A - Mid-Ebb Tide (without marine works but with silt curtain)

Date	Weather Condition	Sea Condition**	Sampling Time	Depth (m)		Water Temperature (°C)		pH		Salinity ppt		DO Saturation (%)		Dissolved Oxygen (mg/L)			Turbidity(NTU)			Suspended Solids (mg/L)		
						Value	Average	Value	Average	Value	Average	Value	Average	Value	Average	DA*	Value	Average	DA*	Value	Average	DA*
4-Mar-09	Cloudy	Moderate	16:50	Surface	1	20.1 20.1	20.1	8.0 7.8	7.9	36.5 34.0	35.3	101.7 100.6	101.2	7.3 7.3	7.3	7.2	2.5 2.4	2.5	2.6	5.0 5.0	5.0	5.0
				Middle	5	20.1 20.1	20.1	8.0 8.0	8.0	36.5 36.5	36.5	97.7 97.5	97.6	7.0 7.0	7.0		2.3 2.2	2.3		4.0 4.0	4.0	
				Bottom	9	20.1 20.1	20.1	7.8 7.9	7.9	36.4 36.4	36.4	96.7 96.5	96.6	7.0 6.9	7.0		2.9 2.8	2.9		6.0 6.0	6.0	
6-Mar-09	Cloudy	Calm	08:31	Surface	1	19.5 19.6	19.6	6.9 6.9	6.9	33.9 33.9	33.9	94.8 94.5	94.7	6.9 6.8	6.9	7.6	1.8 2.0	1.9	2.3	4.0 5.0	4.5	6.5
				Middle	5	19.4 19.3	19.4	7.4 7.9	7.7	33.9 33.9	33.9	110.5 114.3	112.4	8.2 8.3	8.3		1.9 2.1	2.0		8.0 8.0	8.0	
				Bottom	9	19.5 19.4	19.5	7.0 7.1	7.1	33.9 33.9	33.9	94.8 95.3	95.1	6.8 6.9	6.9		2.9 2.9	2.9		7.0 7.0	7.0	
9-Mar-09	Cloudy	Moderate	11:44	Surface	1	18.6 18.8	18.7	7.9 7.9	7.9	36.2 36.1	36.2	98.7 99.6	99.2	7.4 7.5	7.5	7.4	2.6 2.7	2.7	2.9	3.0 3.0	3.0	5.0
				Middle	5	19.1 19.1	19.1	8.2 8.0	8.1	35.8 35.8	35.8	97.6 97.0	97.3	7.3 7.3	7.3		2.9 3.0	3.0		6.0 6.0	6.0	
				Bottom	9	19.1 19.1	19.1	7.8 8.0	7.9	35.8 35.8	35.8	96.0 96.0	96.0	7.2 7.2	7.2		3.0 3.0	3.0		6.0 6.0	6.0	
11-Mar-09	Fine	Calm	13:04	Surface	1	19.3 19.8	19.6	7.8 7.8	7.8	36.6 36.2	36.4	109.4 104.2	106.8	7.7 7.3	7.5	7.2	1.8 1.7	1.8	2.1	10.0 10.0	10.0	7.8
				Middle	5	20.0 20.0	20.0	8.1 8.1	8.1	36.1 36.1	36.1	99.4 98.9	99.2	6.9 6.9	6.9		2.2 2.1	2.2		6.0 6.0	6.0	
				Bottom	9	20.0 20.0	20.0	7.5 7.9	7.7	36.1 36.1	36.1	98.6 98.6	98.6	6.9 6.9	6.9		2.2 2.1	2.2		8.0 7.0	7.5	
13-Mar-09	Fine	Calm	13:50	Surface	1	18.7 19.1	18.9	8.2 7.9	8.1	36.7 36.4	36.6	111.4 105.8	108.6	7.8 7.4	7.6	7.3	2.1 2.0	2.1	2.2	9.0 9.0	9.0	10.0
				Middle	5	19.3 19.3	19.3	8.2 8.4	8.3	36.3 36.3	36.3	100.4 99.9	100.2	7.0 7.0	7.0		2.2 2.1	2.2		9.0 9.0	9.0	
				Bottom	9	19.3 19.3	19.3	8.0 8.1	8.1	36.3 36.3	36.3	99.6 99.6	99.6	7.0 6.9	7.0		2.2 2.1	2.2		12.0 12.0	12.0	
16-Mar-09	Sunny	Calm	15:41	Surface	1	20.1 20.1	20.1	8.5 8.2	8.4	36.7 36.7	36.7	106.6 104.9	105.8	7.5 7.4	7.5	7.4	1.5 1.4	1.5	1.7	7.0 7.0	7.0	6.7
				Middle	5.5	20.0 20.0	20.0	8.1 7.7	7.9	36.6 36.7	36.7	101.8 101.3	101.6	7.2 7.2	7.2		1.6 1.6	1.6		6.0 6.0	6.0	
				Bottom	10	19.9 19.9	19.9	7.8 7.7	7.8	36.6 36.6	36.6	100.0 99.5	99.8	7.1 7.0	7.1		1.9 1.9	1.9		7.0 7.0	7.0	
18-Mar-09	Sunny	Calm	11:55	Surface	1	22.3 22.3	22.3	7.7 7.6	7.7	36.4 36.2	36.3	109.3 104.7	107.0	6.9 6.7	6.8	6.6	2.6 2.5	2.6	2.9	12.0 12.0	12.0	9.3
				Middle	5	21.6 21.6	21.6	7.7 7.8	7.8	36.1 36.2	36.2	99.1 98.5	98.8	6.4 6.4	6.4		2.9 2.8	2.9		8.0 8.0	8.0	
				Bottom	9	21.6 21.6	21.6	7.7 7.8	7.8	36.2 36.2	36.2	97.9 97.3	97.6	6.4 6.4	6.4		3.2 3.2	3.2		8.0 8.0	8.0	
23-Mar-09	Cloudy	Calm	11:20	Surface	1	21.3 21.4	21.4	7.7 7.7	7.7	35.3 35.2	35.3	101.5 101.4	101.5	7.3 7.3	7.3	7.4	1.2 1.4	1.3	2.3	4.0 4.0	4.0	4.7
				Middle	5	20.9 20.9	20.9	7.6 7.5	7.6	36.1 36.0	36.1	102.0 102.0	102.0	7.4 7.4	7.4		2.0 2.3	2.2		6.0 6.0	6.0	
				Bottom	9	20.7 20.7	20.7	8.0 8.0	8.0	36.2 36.3	36.3	100.8 100.4	100.6	7.3 7.3	7.3		3.4 3.5	3.5		4.0 4.0	4.0	
25-Mar-09	Cloudy	Moderate	12:21	Surface	1	20.8 20.8	20.8	7.9 7.8	7.9	36.6 36.6	36.6	91.3 90.8	91.1	6.6 6.6	6.6	6.5	2.0 2.1	2.1	3.0	7.0 7.0	7.0	7.0
				Middle	5.5	20.8 20.8	20.8	7.9 8.0	8.0	36.7 36.7	36.7	89.1 88.7	88.9	6.4 6.4	6.4		2.8 2.9	2.9		6.0 6.0	6.0	
				Bottom	10	20.8 20.8	20.8	7.8 7.9	7.9	36.8 36.7	36.8	88.5 88.5	88.5	6.4 6.4	6.4		3.9 3.9	3.9		8.0 8.0	8.0	
27-Mar-09	Cloudy	Moderate	13:02	Surface	1	21.8 22.0	21.9	7.9 7.8	7.9	35.1 34.9	35.0	97.9 97.8	97.9	6.8 6.8	6.8	6.9	1.5 1.7	1.6	2.6	7.0 6.0	6.5	5.2
				Middle	5	21.5 21.4	21.5	7.7 7.7	7.7	35.8 35.8	35.8	98.4 98.4	98.4	6.9 6.9	6.9		2.3 2.6	2.5		5.0 5.0	5.0	
				Bottom	9	21.3 21.3	21.3	8.2 8.2	8.2	35.9 36.0	36.0	97.2 96.8	97.0	6.8 6.8	6.8		3.7 3.8	3.8		4.0 4.0	4.0	

**Water Quality Monitoring Results at Intake A - Mid-Ebb Tide (without marine works but with silt curtain)**

Date	Weather Condition	Sea Condition**	Sampling Time	Depth (m)		Water Temperature (°C)		pH		Salinity ppt		DO Saturation (%)		Dissolved Oxygen (mg/L)			Turbidity(NTU)			Suspended Solids (mg/L)		
						Value	Average	Value	Average	Value	Average	Value	Average	Value	Average	DA*	Value	Average	DA*	Value	Average	DA*
30-Mar-09	Cloudy	Moderate	15:11	Surface	1	20.8	20.8	7.6	7.6	36.6	36.7	92.0	91.5	6.7	6.6	6.5	2.4	2.4	2.2	9.0	9.5	10.2
				Middle	5	20.8	20.8	8.2	8.2	35.6	36.1	88.9	88.8	6.4	6.4		2.5	2.5		10.0	10.0	
				Bottom	9	20.9	20.9	8.0	8.1	36.2	36.5	87.3	86.9	6.4	6.4		1.6	1.7		11.0	11.0	
1-Apr-09	Sunny	Calm	16:18	Surface	1	22.7	22.7	7.3	7.8	35.9	36.0	101.5	101.2	6.9	6.9	6.6	3.1	3.1	3.6	6.0	6.0	7.2
				Middle	5	22.1	22.1	7.9	7.8	35.6	35.6	90.5	90.5	6.2	6.2		3.0	3.0		7.0	7.0	
				Bottom	9	21.6	21.6	7.6	7.6	35.7	35.7	88.1	88.2	6.2	6.2		4.3	4.8		9.0	8.5	
6-Apr-09	Cloudy	Calm	11:00	Surface	1	21.2	21.2	7.8	7.8	36.9	36.9	90.2	90.3	6.5	6.5	6.5	2.3	2.3	2.7	7.0	7.0	7.7
				Middle	5	21.1	21.1	7.9	8.0	36.9	36.9	89.4	89.5	6.4	6.4		3.1	3.2		8.0	8.0	
				Bottom	9	21.0	21.0	7.8	7.9	37.0	37.0	87.7	87.6	6.3	6.3		2.5	2.5		8.0	8.0	
8-Apr-09	Sunny	Calm	12:04	Surface	1	21.1	21.1	8.0	7.9	33.4	34.1	89.7	89.7	6.5	6.5	6.4	6.2	6.3	7.1	3.0	3.0	6.0
				Middle	5	21.1	21.1	7.8	7.8	36.5	36.5	91.2	91.2	6.2	6.2		7.2	7.2		7.0	7.0	
				Bottom	9	21.1	21.1	7.6	7.6	36.6	35.5	91.2	91.2	6.2	6.2		7.7	7.7		8.0	8.0	
10-Apr-09	Sunny	Calm	12:51	Surface	1	21.7	21.7	7.9	7.9	36.8	36.8	90.3	89.2	6.6	6.5	6.4	3.2	3.3	2.7	3.0	3.0	3.0
				Middle	5	21.7	21.7	7.8	7.8	37.0	37.0	86.7	86.7	6.3	6.3		2.6	2.7		3.0	3.0	
				Bottom	9	21.7	21.7	7.8	7.8	37.1	37.1	87.2	87.4	6.3	6.4		2.2	2.2		3.0	3.0	
13-Apr-09	Fine	Calm	15:05	Surface	1	22.4	22.4	8.7	8.3	32.7	33.4	96.7	96.3	7.1	7.1	7.0	3.3	3.4	3.0	6.0	6.0	5.7
				Middle	5	22.5	22.5	8.4	8.5	35.9	35.9	93.6	93.5	6.9	6.9		3.1	3.1		3.0	3.0	
				Bottom	9	22.4	22.4	8.0	8.0	35.9	34.9	92.9	92.9	6.9	6.9		2.6	2.6		8.0	8.0	
15-Apr-09	Sunny	Calm	15:41	Surface	1	21.9	22.0	8.3	8.1	36.4	36.3	90.6	91.1	6.6	6.6	6.6	2.8	2.9	3.1	5.0	5.5	3.8
				Middle	5	22.4	22.4	8.3	8.4	35.9	35.9	89.5	89.2	6.5	6.5		3.1	3.2		<2.5	2.8	
				Bottom	9	22.4	22.4	7.9	8.0	36.0	36.0	88.9	87.9	6.3	6.3		3.2	3.2		3.0	3.0	
17-Apr-09	Fine	Calm	17:17	Surface	1	22.2	22.2	7.8	7.8	35.9	35.9	92.0	92.0	6.5	6.5	6.5	1.2	1.3	1.7	3.0	3.5	3.5
				Middle	5	22.2	22.2	8.0	8.0	36.1	35.7	91.9	91.9	6.5	6.5		1.5	1.6		4.0	4.0	
				Bottom	9	22.1	22.1	8.0	8.1	33.3	34.8	91.3	91.0	6.6	6.5		2.1	2.2		3.0	3.0	
20-Apr-09	Sunny	Calm	10:23	Surface	1	25.4	25.4	8.0	8.0	35.0	35.0	92.8	92.4	6.8	6.8	6.7	1.7	1.7	2.2	<2.5	2.8	3.1
				Middle	4.5	25.3	25.3	8.2	8.2	31.6	31.7	89.7	89.6	6.5	6.5		2.2	2.4		4.0	3.5	
				Bottom	8	25.3	25.3	7.8	7.9	34.8	35.1	89.0	89.0	6.5	6.5		2.4	2.6		3.0	3.0	
22-Apr-09	Fine	Calm	11:06	Surface	1	22.8	22.8	8.0	7.9	36.7	36.9	90.2	90.4	6.4	6.4	6.4	2.1	2.1	2.3	3.0	3.5	4.8
				Middle	5	22.8	22.8	8.0	8.0	36.9	36.9	90.5	90.2	6.4	6.4		2.2	2.3		6.0	6.0	
				Bottom	9	22.8	22.8	7.7	7.7	37.0	37.0	88.4	89.6	6.3	6.4		2.6	2.6		5.0	5.0	



### Water Quality Monitoring Results at Intake A - Mid-Ebb Tide (without marine works but with silt curtain)

Date	Weather Condition	Sea Condition**	Sampling Time	Depth (m)		Water Temperature (°C)		pH		Salinity ppt		DO Saturation (%)		Dissolved Oxygen (mg/L)			Turbidity(NTU)			Suspended Solids (mg/L)		
						Value	Average	Value	Average	Value	Average	Value	Average	Value	Average	DA*	Value	Average	DA*	Value	Average	DA*
24-Apr-09	Sunny	Calm	11:55	Surface	1	20.8 20.8	20.8	8.1 7.8	8.0	36.1 36.1	36.1	92.3 90.0	91.2	6.7 6.5	6.6	6.5	3.2 3.4	3.3	2.7	8.0 8.0	8.0	9.5
				Middle	5	20.8 20.8	20.8	8.2 8.2	8.2	36.3 36.3	36.3	88.6 88.6	88.6	6.4 6.4	6.4		2.6 2.7	2.7		12.0 12.0	12.0	
				Bottom	9	20.8 20.8	20.8	7.8 7.9	7.9	36.4 36.4	36.4	89.1 89.4	89.3	6.4 6.4	6.4		2.3 2.1	2.2		8.0 9.0	8.5	
27-Apr-09	Sunny	Calm	13:58	Surface	1	22.5 22.6	22.6	8.4 7.8	8.1	36.6 37.0	36.8	93.9 93.7	93.8	6.9 6.8	6.9	6.9	4.1 3.3	3.7	3.4	9.0 9.0	9.0	9.3
				Middle	4.5	22.5 22.5	22.5	8.3 8.5	8.4	34.7 36.2	35.5	93.1 93.1	93.1	6.9 6.8	6.9		3.1 2.8	3.0		9.0 9.0	9.0	
				Bottom	8	22.5 22.5	22.5	7.9 8.0	8.0	36.5 33.5	35.0	92.7 92.6	92.7	6.8 6.9	6.9		3.3 3.4	3.4		10.0 10.0	10.0	
29-Apr-09	Sunny	Calm	15:30	Surface	1	22.5 22.4	22.5	7.8 7.8	7.8	36.9 35.9	36.4	89.5 89.6	89.6	6.6 6.6	6.6	6.7	3.6 3.5	3.6	3.6	7.0 7.0	7.0	7.0
				Middle	5	22.3 22.3	22.3	7.9 8.0	8.0	34.2 37.0	35.6	89.6 89.6	89.6	6.7 6.6	6.7		2.9 2.7	2.8		7.0 7.0	7.0	
				Bottom	9	22.2 22.2	22.2	7.9 7.8	7.9	36.5 37.0	36.8	89.5 89.4	89.5	6.6 6.6	6.6		4.2 4.5	4.4		7.0 7.0	7.0	
1-May-09	Sunny	Moderate	17:03	Surface	1	22.9 22.8	22.9	7.8 7.6	7.7	36.9 37.0	37.0	93.7 91.6	92.7	7.2 7.1	7.2	7.0	3.2 3.2	3.2	2.9	13.0 13.0	13.0	10.7
				Middle	4.5	22.8 22.8	22.8	7.9 7.8	7.9	33.4 33.6	33.5	85.1 85.5	85.3	6.7 6.7	6.7		2.7 2.8	2.8		9.0 9.0	9.0	
				Bottom	8	22.8 22.7	22.8	7.5 7.7	7.6	36.7 37.7	37.2	88.2 88.2	88.2	6.8 6.8	6.8		2.6 3.0	2.8		10.0 10.0	10.0	
4-May-09	Sunny	Moderate	09:30	Surface	1	22.7 22.7	22.7	7.6 7.6	7.6	35.6 35.4	35.5	91.0 91.0	91.0	6.4 6.4	6.4	6.5	2.7 2.8	2.8	2.7	11.0 10.0	10.5	8.5
				Middle	5	22.6 22.6	22.6	7.9 7.7	7.8	35.7 34.9	35.3	90.9 90.9	90.9	6.4 6.5	6.5		2.8 2.9	2.9		8.0 8.0	8.0	
				Bottom	9	22.6 22.6	22.6	7.7 7.9	7.8	33.0 35.9	34.5	90.3 89.6	90.0	6.5 6.3	6.4		2.4 2.5	2.5		7.0 7.0	7.0	
6-May-09	Sunny	Moderate	10:48	Surface	1	25.8 25.8	25.8	8.0 7.8	7.9	36.7 36.8	36.8	94.9 94.1	94.5	6.9 6.8	6.9	6.8	2.4 2.4	2.4	2.4	15.0 14.0	14.5	13.2
				Middle	5	26.0 25.9	26.0	8.1 8.1	8.1	33.2 33.3	33.3	91.7 91.4	91.6	6.7 6.7	6.7		2.6 2.6	2.6		13.0 13.0	13.0	
				Bottom	9	25.9 25.9	25.9	7.9 8.0	8.0	33.6 36.5	35.1	91.0 90.9	91.0	6.6 6.6	6.6		2.1 2.1	2.1		12.0 12.0	12.0	
8-May-09	Sunny	Calm	11:54	Surface	1	23.3 23.3	23.3	7.9 7.8	7.9	36.5 33.8	35.2	91.0 90.9	91.0	6.4 6.5	6.5	6.5	4.4 4.2	4.3	4.0	15.0 15.0	15.0	15.3
				Middle	5	23.3 23.2	23.3	8.0 8.1	8.1	36.0 36.0	36.0	91.0 91.3	91.2	6.4 6.4	6.4		3.7 3.8	3.8		21.0 21.0	21.0	
				Bottom	9	23.2 23.2	23.2	7.8 8.0	7.9	36.7 36.7	36.7	89.5 89.5	89.5	6.2 6.2	6.2		4.1 3.9	4.0		10.0 10.0	10.0	
11-May-09	Sunny	Calm	14:02	Surface	1	25.3 25.3	25.3	8.2 7.9	8.1	33.7 34.2	34.0	99.9 98.0	99.0	7.0 6.8	6.9	6.8	3.1 2.9	3.0	2.9	13.0 12.0	12.5	9.8
				Middle	5	25.3 25.2	25.3	8.2 8.4	8.3	34.0 34.6	34.3	95.2 94.9	95.1	6.7 6.7	6.7		2.8 2.7	2.8		8.0 8.0	8.0	
				Bottom	9	25.2 25.2	25.2	7.9 8.0	8.0	34.7 33.0	33.9	94.4 94.2	94.3	6.7 6.7	6.7		2.8 2.8	2.8		9.0 9.0	9.0	
13-May-09	Sunny	Calm	13:45	Surface	1	24.2 24.4	24.3	8.0 7.9	8.0	32.8 32.6	32.7	100.5 98.3	99.4	7.2 7.0	7.1	6.8	2.1 2.1	2.1	2.3	8.0 8.0	8.0	10.2
				Middle	5.5	24.4 24.4	24.4	8.2 8.2	8.2	32.9 32.9	32.9	95.1 93.4	94.3	6.5 6.4	6.5		2.4 2.4	2.4		9.0 10.0	9.5	
				Bottom	10	24.4 24.4	24.4	7.6 8.0	7.8	33.3 33.3	33.3	89.9 89.6	89.8	6.4 6.4	6.4		2.5 2.4	2.5		13.0 13.0	13.0	
15-May-09	Sunny	Calm	15:51	Surface	1	27.4 27.4	27.4	8.1 7.8	8.0	36.3 36.3	36.3	96.4 96.4	96.4	7.2 7.2	7.2	7.2	3.6 3.6	3.6	3.3	6.0 6.0	6.0	6.3
				Middle	5.5	27.4 27.4	27.4	8.0 8.1	8.1	36.4 36.4	36.4	95.8 95.6	95.7	7.1 7.1	7.1		3.5 3.4	3.5		8.0 8.0	8.0	
				Bottom	10	27.3 27.3	27.3	7.8 7.9	7.9	36.4 36.5	36.5	95.5 95.1	95.3	7.1 7.1	7.1		2.8 2.7	2.8		5.0 5.0	5.0	

**Water Quality Monitoring Results at Intake A - Mid-Ebb Tide (without marine works but with silt curtain)**

Date	Weather Condition	Sea Condition**	Sampling Time	Depth (m)		Water Temperature (°C)		pH		Salinity ppt		DO Saturation (%)		Dissolved Oxygen (mg/L)			Turbidity(NTU)			Suspended Solids (mg/L)		
						Value	Average	Value	Average	Value	Average	Value	Average	Value	Average	DA*	Value	Average	DA*	Value	Average	DA*
18-May-09	Sunny	Moderate	08:18	Surface	1	26.3 26.3	26.3	7.8 7.8	7.8	32.7 32.7	32.7	100.7 102.7	101.7	6.4 6.5	6.5	6.7	2.2 1.8	2.0	2.1	5.0 5.0	5.0	6.8
				Middle	6	25.0 24.9	25.0	7.8 7.9	7.9	33.9 33.8	33.9	107.3 99.5	103.4	7.0 6.5	6.8		1.8 2.1	2.0		9.0 9.0	9.0	
				Bottom	11	24.3 24.4	24.4	7.9 8.0	8.0	34.2 34.2	34.2	92.2 89.2	90.7	6.3 6.1	6.2		2.2 2.2	2.2		6.0 7.0	6.5	
20-May-09	Fine	Calm	10:12	Surface	1	28.6 28.8	28.7	7.9 7.8	7.9	36.0 35.8	35.9	97.1 97.0	97.1	6.6 6.6	6.6	6.6	6.4 6.6	6.5	7.5	3.0 4.0	3.5	8.2
				Middle	5	28.3 28.2	28.3	7.7 7.7	7.7	36.7 36.7	36.7	97.6 97.6	97.6	6.6 6.6	6.6		7.2 7.5	7.4		12.0 12.0	12.0	
				Bottom	9	28.1 28.1	28.1	8.2 8.2	8.2	36.8 36.9	36.9	96.4 96.0	96.2	6.6 6.5	6.6		8.6 8.7	8.7		9.0 9.0	9.0	
22-May-09	Cloudy	Calm	10:25	Surface	1	26.4 26.4	26.4	8.0 7.6	7.8	30.0 30.0	30.0	100.5 100.5	100.5	6.7 6.7	6.7	6.5	1.5 1.4	1.5	1.6	9.0 8.0	8.5	9.2
				Middle	5	26.1 26.1	26.1	7.9 8.0	8.0	30.5 30.5	30.5	94.1 92.8	93.5	6.3 6.2	6.3		1.3 1.3	1.3		13.0 13.0	13.0	
				Bottom	9	25.6 25.6	25.6	7.7 7.7	7.7	31.8 31.8	31.8	91.3 90.3	90.8	6.2 6.1	6.2		1.8 1.9	1.9		6.0 6.0	6.0	
25-May-09	Rainy	Moderate	13:46	Surface	1	21.2 21.2	21.2	8.0 7.9	8.0	33.5 35.1	34.3	90.2 90.2	90.2	6.5 6.4	6.5	6.5	2.3 2.3	2.3	2.4	8.0 8.0	8.0	8.8
				Middle	5	21.2 21.2	21.2	8.2 8.1	8.2	33.2 33.3	33.3	90.1 89.6	89.9	6.4 6.4	6.4		2.6 2.1	2.4		10.0 9.0	9.5	
				Bottom	9	21.2 21.2	21.2	8.0 8.0	8.0	34.9 34.7	34.8	88.9 88.7	88.8	6.4 6.3	6.4		2.3 2.5	2.4		9.0 9.0	9.0	
27-May-09	Cloudy	Calm	13:55	Surface	1	24.4 24.4	24.4	7.8 7.7	7.8	36.0 35.9	36.0	89.5 89.5	89.5	6.6 6.6	6.6	6.6	3.0 3.1	3.1	3.2	5.0 5.0	5.0	7.2
				Middle	5	24.2 24.2	24.2	7.8 7.9	7.9	36.0 36.2	36.1	90.0 88.4	89.2	6.6 6.5	6.6		2.9 2.9	2.9		8.0 7.0	7.5	
				Bottom	9	24.2 24.3	24.3	7.9 7.9	7.9	36.4 36.4	36.4	86.3 86.3	86.3	6.3 6.3	6.3		3.5 3.5	3.5		9.0 9.0	9.0	
29-May-09	Cloudy	Moderate	16:11	Surface	1	23.0 23.2	23.1	8.0 7.8	7.9	36.4 36.3	36.4	93.2 93.6	93.4	6.8 6.8	6.8	6.6	3.4 3.6	3.5	3.4	7.0 8.0	7.5	7.8
				Middle	5	23.3 23.3	23.3	8.1 8.3	8.2	36.0 36.0	36.0	88.2 88.2	88.2	6.4 6.4	6.4		3.3 3.1	3.2		7.0 7.0	7.0	
				Bottom	9	23.3 23.3	23.3	7.6 7.9	7.8	35.5 36.0	35.8	86.3 86.4	86.4	6.3 6.2	6.3		3.3 3.5	3.4		9.0 9.0	9.0	
1-Jun-09	Sunny	Calm	08:47	Surface	1	24.9 24.8	24.9	8.1 7.8	8.0	35.5 35.6	35.6	92.3 92.4	92.4	6.8 6.8	6.8	6.8	2.5 2.4	2.5	2.5	12.0 11.0	11.5	9.5
				Middle	5	24.5 24.5	24.5	8.1 8.2	8.2	35.7 35.7	35.7	93.2 90.0	91.6	6.9 6.6	6.8		2.3 2.3	2.3		10.0 10.0	10.0	
				Bottom	9	24.7 24.7	24.7	7.9 8.0	8.0	36.0 36.0	36.0	90.0 89.9	90.0	6.6 6.6	6.6		2.7 2.8	2.8		7.0 7.0	7.0	
3-Jun-09	Cloudy	Calm	10:10	Surface	1	24.2 24.2	24.2	7.8 7.6	7.7	36.4 36.3	36.4	98.3 99.2	98.8	7.4 7.5	7.5	7.2	2.3 2.5	2.4	2.7	7.0 7.0	7.0	10.7
				Middle	5	24.5 24.5	24.5	8.0 8.0	8.0	36.6 36.6	36.6	92.2 91.7	92.0	6.9 6.9	6.9		2.7 2.7	2.7		9.0 9.0	9.0	
				Bottom	9	24.5 24.5	24.5	7.7 7.9	7.8	36.7 36.7	36.7	86.9 86.9	86.9	6.5 6.5	6.5		2.9 2.8	2.9		16.0 16.0	16.0	
5-Jun-09	Sunny	Calm	11:20	Surface	1	30.3 30.4	30.4	7.8 7.8	7.8	34.5 34.4	34.5	100.2 100.2	100.2	7.0 7.0	7.0	7.0	4.7 4.9	4.8	5.8	12.0 11.0	11.5	9.8
				Middle	5	29.9 29.8	29.9	7.7 7.6	7.7	35.2 35.2	35.2	99.7 99.6	99.7	7.0 6.9	7.0		5.5 5.8	5.7		10.0 10.0	10.0	
				Bottom	9	29.7 29.7	29.7	8.1 8.1	8.1	35.4 35.5	35.5	99.0 98.6	98.8	7.0 6.9	7.0		6.9 7.0	7.0		8.0 8.0	8.0	
8-Jun-09	Cloudy	Moderate	12:53	Surface	1	26.3 26.3	26.3	8.0 7.8	7.9	32.9 36.4	34.7	92.5 91.7	92.1	6.7 6.7	6.7	6.6	2.8 2.7	2.8	2.6	9.0 9.0	9.0	7.3
				Middle	5	26.5 26.5	26.5	8.0 8.1	8.1	36.2 35.2	35.7	89.4 89.1	89.3	6.5 6.5	6.5		2.6 2.3	2.5		5.0 5.0	5.0	
				Bottom	9	26.4 26.4	26.4	7.8 7.9	7.9	36.3 34.3	35.3	88.7 88.6	88.7	6.5 6.4	6.5		2.3 2.4	2.4		8.0 8.0	8.0	

### Water Quality Monitoring Results at Intake A - Mid-Ebb Tide (without marine works but with silt curtain)

Date	Weather Condition	Sea Condition**	Sampling Time	Depth (m)		Water Temperature (°C)		pH		Salinity ppt		DO Saturation (%)		Dissolved Oxygen (mg/L)			Turbidity(NTU)			Suspended Solids (mg/L)		
						Value	Average	Value	Average	Value	Average	Value	Average	Value	Average	DA*	Value	Average	DA*	Value	Average	DA*
10-Jun-09	Cloudy	Calm	13:34	Surface	1	29.0 29.0	29.0	8.0 7.7	7.9	31.7 31.7	31.7	93.3 93.3	93.3	6.6 6.6	6.6	6.4	4.8 4.8	4.8	4.7	5.0 6.0	5.5	6.8
				Middle	5	28.8 28.8	28.8	8.0 8.2	8.1	32.1 32.1	32.1	87.2 86.4	86.8	6.2 6.1	6.2		4.9 4.9	4.9		8.0 8.0	8.0	
				Bottom	9	28.8 28.8	28.8	7.8 7.9	7.9	32.3 32.3	32.3	86.3 86.2	86.3	6.2 6.2	6.2		4.4 4.3	4.4		7.0 7.0	7.0	
12-Jun-09	Cloudy	Calm	14:41	Surface	1	25.4 25.4	25.4	8.0 7.9	8.0	35.6 35.5	35.6	99.3 100.2	99.8	7.5 7.6	7.6	7.3	3.1 3.1	3.1	2.9	3.0 3.0	3.0	3.2
				Middle	5	25.6 25.7	25.7	8.0 8.1	8.1	35.8 35.9	35.9	93.2 92.7	93.0	7.0 7.0	7.0		3.0 2.9	3.0		3.0 3.0	3.0	
				Bottom	9	25.7 25.7	25.7	8.1 8.1	8.1	35.9 35.9	35.9	88.0 88.0	88.0	6.6 6.6	6.6		2.7 2.7	2.7		3.0 4.0	3.5	
15-Jun-09	Cloudy	Calm	16:46	Surface	1	26.4 26.5	26.5	7.9 7.3	7.6	32.8 34.9	33.9	89.3 89.6	89.5	6.4 6.5	6.5	6.5	3.0 2.8	2.9	3.0	10.0 10.0	10.0	9.5
				Middle	5	26.4 26.4	26.4	7.7 8.0	7.9	33.5 34.6	34.1	89.8 89.6	89.7	6.4 6.5	6.5		3.2 3.4	3.3		9.0 10.0	9.5	
				Bottom	9	26.4 26.4	26.4	7.4 7.6	7.5	33.9 35.0	34.5	89.1 88.8	89.0	6.4 6.4	6.4		2.8 2.6	2.7		9.0 9.0	9.0	
17-Jun-09	Sunny	Calm	08:41	Surface	1	28.3 28.2	28.3	7.4 7.6	7.5	34.5 36.1	35.3	91.4 88.9	90.2	6.7 6.6	6.7	6.5	3.9 4.3	4.1	3.7	9.0 9.0	9.0	8.3
				Middle	5	28.2 28.2	28.2	7.8 7.6	7.7	38.0 37.9	38.0	84.7 84.7	84.7	6.3 6.3	6.3		3.6 3.5	3.6		4.0 4.0	4.0	
				Bottom	9	28.2 28.2	28.2	7.7 7.9	7.8	38.0 35.7	36.9	87.8 87.8	87.8	6.5 6.5	6.5		3.3 3.6	3.5		12.0 12.0	12.0	
19-Jun-09	Cloudy	Calm	10:00	Surface	1	28.3 28.3	28.3	7.8 7.6	7.7	34.2 37.2	35.7	92.9 92.8	92.9	6.5 6.6	6.6	6.6	4.4 4.2	4.3	3.8	8.0 8.0	8.0	6.2
				Middle	5	28.1 28.1	28.1	7.8 7.9	7.9	37.8 36.1	37.0	92.9 93.2	93.1	6.6 6.6	6.6		3.7 3.4	3.6		6.0 7.0	6.5	
				Bottom	9	28.1 28.0	28.1	7.7 7.9	7.8	37.2 36.8	37.0	90.2 90.2	90.2	6.2 6.3	6.3		3.3 3.4	3.4		4.0 4.0	4.0	
22-Jun-09	Cloudy	Calm	12:18	Surface	1	28.0 28.0	28.0	8.1 7.9	8.0	33.7 33.8	33.8	90.5 89.0	89.8	6.7 6.6	6.7	6.5	3.7 3.8	3.8	3.5	12.0 11.0	11.5	11.2
				Middle	5	27.9 27.8	27.9	8.1 8.1	8.1	30.5 30.5	30.5	85.3 85.3	85.3	6.3 6.3	6.3		3.5 3.4	3.5		7.0 7.0	7.0	
				Bottom	9	27.8 27.8	27.8	7.8 7.9	7.9	33.1 33.5	33.3	85.9 86.8	86.4	6.4 6.4	6.4		3.3 3.1	3.2		15.0 15.0	15.0	
24-Jun-09	Cloudy	Calm	14:09	Surface	1	29.0 29.0	29.0	7.8 7.4	7.6	33.1 34.5	33.8	95.7 95.5	95.6	7.3 7.3	7.3	7.1	3.4 3.4	3.4	3.3	6.0 6.0	6.0	4.5
				Middle	5	28.9 28.9	28.9	7.8 8.0	7.9	36.1 36.1	36.1	90.5 89.3	89.9	6.8 6.7	6.8		3.2 3.3	3.3		4.0 4.0	4.0	
				Bottom	9	28.9 28.9	28.9	7.5 7.7	7.6	36.2 34.3	35.3	88.8 89.0	88.9	6.7 6.7	6.7		3.1 3.1	3.1		3.0 4.0	3.5	

Remarks: The reporting limit for laboratory analysis of suspended solids is 2.5 mg/L. For the results below the reporting limit, the SS level will be taken as 2.5 mg/L.

\* DA: Depth-Averaged

\*\* Calm: Small or no wave; Moderate: Between calm and rough; Rough : White capped or rougher

### Water Quality Monitoring Results at Intake A - Mid-Flood Tide (without marine works but with silt curtain)

Date	Weather Condition	Sea Condition**	Sampling Time	Depth (m)		Water Temperature (°C)		pH		Salinity ppt		DO Saturation (%)		Dissolved Oxygen (mg/L)			Turbidity(NTU)			Suspended Solids (mg/L)		
						Value	Average	Value	Average	Value	Average	Value	Average	Value	Average	DA*	Value	Average	DA*	Value	Average	DA*
2-Feb-09	Sunny	Calm	10:32	Surface	1	17.4 17.6	17.5	8.2 7.9	8.1	34.0 33.9	34.0	93.2 93.3	93.3	6.9 6.8	6.9	6.8	1.9 1.8	1.9	2.1	6.0 7.0	6.5	8.2
				Middle	5	17.4 17.4	17.4	8.4 7.8	8.1	33.8 34.1	34.0	91.2 91.3	91.3	6.6 6.8	6.7		1.8 2.0	1.9		7.0 7.0	7.0	
				Bottom	9	17.4 17.5	17.5	8.4 8.0	8.2	34.1 33.9	34.0	85.3 86.0	85.7	6.1 6.2	6.2		2.6 2.6	2.6		11.0 11.0	11.0	
4-Feb-09	Sunny	Calm	12:48	Surface	1	16.9 16.9	16.9	7.5 7.7	7.6	32.1 32.1	32.1	90.8 92.1	91.5	6.4 6.5	6.5	6.4	2.7 2.7	2.7	2.7	16.0 16.0	16.0	14.5
				Middle	5	17.0 17.0	17.0	8.0 7.8	7.9	32.2 32.2	32.2	88.7 88.7	88.7	6.3 6.3	6.3		2.7 2.7	2.7		14.0 15.0	14.5	
				Bottom	9	17.0 17.0	17.0	7.6 7.8	7.7	32.2 32.2	32.2	87.8 87.4	87.6	6.2 6.2	6.2		2.8 2.8	2.8		13.0 13.0	13.0	
6-Feb-09	Sunny	Calm	10:19	Surface	1	17.6 17.7	17.7	8.2 7.8	8.0	34.2 34.2	34.2	94.3 94.3	94.3	6.9 6.9	6.9	6.9	1.9 2.0	2.0	2.6	4.0 4.0	4.0	5.2
				Middle	5	17.3 17.3	17.3	8.1 8.0	8.1	34.3 34.3	34.3	91.9 91.5	91.7	6.8 6.7	6.8		3.0 3.1	3.1		7.0 7.0	7.0	
				Bottom	9	17.3 17.4	17.4	8.5 8.1	8.3	34.3 34.4	34.4	91.1 90.8	91.0	6.7 6.7	6.7		2.5 2.8	2.7		4.0 5.0	4.5	
9-Feb-09	Sunny	Calm	08:12	Surface	1	18.4 18.4	18.4	7.7 7.6	7.7	33.7 33.8	33.8	93.7 94.1	93.9	6.7 6.8	6.8	6.8	1.4 1.4	1.4	2.1	12.0 12.0	12.0	9.3
				Middle	5	18.3 18.1	18.2	7.9 7.7	7.8	33.8 34.0	33.9	94.4 94.2	94.3	6.8 6.8	6.8		1.9 1.9	1.9		7.0 7.0	7.0	
				Bottom	9	18.1 18.1	18.1	7.8 8.3	8.1	34.1 34.1	34.1	91.0 90.5	90.8	6.6 6.5	6.6		3.1 3.0	3.1		9.0 9.0	9.0	
11-Feb-09	Sunny	Calm	09:09	Surface	1	19.6 19.6	19.6	7.6 7.7	7.7	34.8 34.8	34.8	93.8 95.1	94.5	6.6 6.7	6.7	6.6	3.1 3.1	3.1	3.1	5.0 6.0	5.5	4.3
				Middle	5	19.6 19.6	19.6	7.9 7.7	7.8	34.9 34.9	34.9	91.7 91.7	91.7	6.5 6.5	6.5		3.1 3.1	3.1		4.0 4.0	4.0	
				Bottom	9	19.5 19.5	19.5	7.8 8.1	8.0	34.9 34.9	34.9	90.8 90.4	90.6	6.4 6.4	6.4		3.2 3.2	3.2		3.0 4.0	3.5	
13-Feb-09	Fine	Calm	09:16	Surface	1	19.2 19.1	19.2	7.7 7.7	7.7	34.6 34.6	34.6	104.6 101.4	103.0	6.5 6.3	6.4	6.7	2.1 2.1	2.1	2.2	7.0 7.0	7.0	7.0
				Middle	5	18.9 18.9	18.9	8.0 7.8	7.9	34.6 34.7	34.7	104.8 104.1	104.5	6.9 6.9	6.9		2.2 2.2	2.2		8.0 8.0	8.0	
				Bottom	9	18.8 18.8	18.8	8.1 8.3	8.2	34.6 34.6	34.6	103.0 101.5	102.3	6.8 6.7	6.8		2.3 2.3	2.3		6.0 6.0	6.0	
16-Feb-09	Fine	Calm	10:26	Surface	1	20.9 20.9	20.9	7.2 7.6	7.4	32.1 32.1	32.1	95.8 95.8	95.8	6.7 6.7	6.7	6.7	4.8 4.7	4.8	5.0	9.0 9.0	9.0	8.3
				Middle	5	20.9 20.9	20.9	6.9 7.0	7.0	32.3 32.3	32.3	95.0 93.0	94.0	6.7 6.5	6.6		5.0 5.1	5.1		8.0 8.0	8.0	
				Bottom	9	20.9 20.9	20.9	6.9 6.8	6.9	32.5 32.6	32.6	91.7 91.2	91.5	6.5 6.4	6.5		5.0 4.9	5.0		8.0 8.0	8.0	
18-Feb-09	Fine	Calm	08:56	Surface	1	19.8 19.8	19.8	8.1 8.0	8.1	35.2 35.2	35.2	94.6 94.6	94.6	7.0 7.0	7.0	7.0	4.6 4.6	4.6	4.5	16.0 15.0	15.5	12.2
				Middle	5.5	19.8 19.7	19.8	7.9 7.9	7.9	35.2 35.3	35.3	94.0 93.8	93.9	7.0 7.0	7.0		4.5 4.4	4.5		12.0 12.0	12.0	
				Bottom	10	19.7 19.7	19.7	8.0 8.0	8.0	35.3 35.3	35.3	93.7 93.3	93.5	7.0 6.9	7.0		4.3 4.5	4.4		9.0 9.0	9.0	
20-Feb-09	Fine	Calm	10:46	Surface	1	19.5 19.5	19.5	7.5 7.5	7.5	35.2 35.2	35.2	111.7 106.3	109.0	7.7 7.3	7.5	7.3	3.6 3.6	3.6	3.3	11.0 11.0	11.0	11.0
				Middle	5.5	19.2 19.2	19.2	7.5 7.4	7.5	35.4 35.4	35.4	101.2 100.7	101.0	7.0 6.9	7.0		3.2 3.3	3.3		10.0 10.0	10.0	
				Bottom	10	19.0 19.0	19.0	7.3 7.7	7.5	35.4 35.5	35.5	100.4 100.4	100.4	6.9 6.9	6.9		2.9 2.8	2.9		12.0 12.0	12.0	
23-Feb-09	Sunny	Calm	08:28	Surface	1	20.2 20.2	20.2	8.1 7.9	8.0	35.8 35.8	35.8	95.6 95.5	95.6	7.0 7.0	7.0	7.0	2.4 2.4	2.4	2.7	9.0 9.0	9.0	10.2
				Middle	5	20.2 20.2	20.2	8.2 8.0	8.1	35.8 35.8	35.8	93.1 92.4	92.8	6.9 6.8	6.9		2.6 2.7	2.7		9.0 10.0	9.5	
				Bottom	9	20.0 19.8	19.9	8.3 8.3	8.3	35.8 35.8	35.8	92.7 91.8	92.3	6.9 6.8	6.9		3.0 3.0	3.0		12.0 12.0	12.0	

### Water Quality Monitoring Results at Intake A - Mid-Flood Tide (without marine works but with silt curtain)

Date	Weather Condition	Sea Condition**	Sampling Time	Depth (m)		Water Temperature (°C)		pH		Salinity ppt		DO Saturation (%)		Dissolved Oxygen (mg/L)			Turbidity(NTU)			Suspended Solids (mg/L)		
						Value	Average	Value	Average	Value	Average	Value	Average	Value	Average	DA*	Value	Average	DA*	Value	Average	DA*
25-Feb-09	Sunny	Calm	08:43	Surface	1	21.3 21.4	21.4	7.7 7.9	7.8	35.1 35.0	35.1	97.8 99.2	98.5	6.5 6.6	6.6	6.5	3.0 3.0	3.0	3.0	5.0 5.0	5.0	6.0
				Middle	5	21.4 21.4	21.4	8.0 7.8	7.9	35.1 35.1	35.1	95.6 95.6	95.6	6.3 6.3	6.3		3.0 3.0	3.0		6.0 6.0	6.0	
				Bottom	9	21.4 21.4	21.4	8.1 8.2	8.2	35.1 35.1	35.1	94.7 94.2	94.5	6.3 6.3	6.3		3.1 3.1	3.1		7.0 7.0	7.0	
27-Feb-09	Sunny	Calm	08:18	Surface	1	19.2 19.2	19.2	7.7 7.5	7.6	33.9 33.9	33.9	90.8 90.7	90.8	6.7 6.7	6.7	6.6	2.7 2.7	2.7	3.0	9.0 9.0	9.0	9.8
				Middle	5	19.2 19.2	19.2	8.0 7.7	7.9	34.0 34.0	34.0	88.4 87.8	88.1	6.5 6.5	6.5		2.9 3.0	3.0		9.0 9.0	9.0	
				Bottom	9	19.0 18.8	18.9	7.9 7.8	7.9	34.1 34.1	34.1	88.1 87.2	87.7	6.5 6.5	6.5		3.3 3.3	3.3		12.0 11.0	11.5	
2-Mar-09	Fine	Moderate	08:53	Surface	1	18.2 18.2	18.2	7.9 8.2	8.1	34.4 34.4	34.4	97.5 97.4	97.5	7.2 7.2	7.2	7.1	2.2 2.2	2.2	2.5	8.0 9.0	8.5	10.2
				Middle	5	18.2 18.2	18.2	8.1 8.0	8.1	34.4 34.4	34.4	94.9 94.2	94.6	7.0 7.0	7.0		2.4 2.5	2.5		12.0 12.0	12.0	
				Bottom	9	18.0 17.8	17.9	8.2 8.3	8.3	34.4 34.3	34.4	94.5 93.6	94.1	7.0 6.9	7.0		2.8 2.8	2.8		10.0 10.0	10.0	
4-Mar-09	Cloudy	Moderate	10:28	Surface	1	20.1 20.1	20.1	7.7 7.8	7.8	35.9 36.3	36.1	113.8 105.1	109.5	8.2 7.6	7.9	7.5	3.8 3.8	3.8	3.7	6.0 7.0	6.5	7.0
				Middle	5	20.1 20.1	20.1	8.0 7.8	7.9	36.2 36.2	36.2	99.3 99.0	99.2	7.1 7.1	7.1		3.4 3.4	3.4		8.0 8.0	8.0	
				Bottom	9	20.1 20.1	20.1	7.9 8.1	8.0	36.0 36.4	36.2	97.9 97.8	97.9	7.1 7.0	7.1		3.9 4.0	4.0		7.0 6.0	6.5	
9-Mar-09	Cloudy	Moderate	17:01	Surface	1	19.0 19.0	19.0	8.3 7.8	8.1	36.0 36.0	36.0	101.4 100.0	100.7	7.6 7.5	7.6	7.5	2.9 2.9	2.9	3.0	7.0 7.0	7.0	8.3
				Middle	5	19.1 19.1	19.1	8.4 8.2	8.3	35.9 35.9	35.9	97.3 97.3	97.3	7.3 7.3	7.3		3.1 3.1	3.1		7.0 7.0	7.0	
				Bottom	9	19.1 19.1	19.1	7.9 8.1	8.0	35.9 35.9	35.9	95.2 95.2	95.2	7.1 7.1	7.1		3.0 3.0	3.0		11.0 11.0	11.0	
11-Mar-09	Fine	Calm	16:56	Surface	1	19.9 19.9	19.9	7.6 7.6	7.6	36.1 36.1	36.1	97.5 98.7	98.1	6.8 6.9	6.9	6.8	2.6 2.6	2.6	2.6	7.0 7.0	7.0	7.0
				Middle	5	20.0 20.0	20.0	7.9 7.6	7.8	36.1 36.1	36.1	95.5 95.5	95.5	6.7 6.7	6.7		2.6 2.6	2.6		7.0 7.0	7.0	
				Bottom	9	20.0 20.0	20.0	7.8 8.3	8.1	36.1 36.1	36.1	94.6 94.3	94.5	6.6 6.6	6.6		2.7 2.7	2.7		7.0 7.0	7.0	
13-Mar-09	Fine	Calm	08:26	Surface	1	19.2 19.3	19.3	8.3 8.0	8.2	36.3 36.3	36.3	98.3 99.7	99.0	6.9 7.0	7.0	6.9	2.5 2.5	2.5	2.5	7.0 8.0	7.5	10.0
				Middle	5	19.3 19.3	19.3	8.3 8.1	8.2	36.3 36.3	36.3	96.1 96.1	96.1	6.7 6.7	6.7		2.5 2.5	2.5		13.0 9.0	13.0	
				Bottom	9	19.3 19.3	19.3	8.2 8.2	8.2	36.3 36.3	36.3	95.2 94.7	95.0	6.7 6.6	6.7		2.6 2.6	2.6		9.0 10.0	9.5	
16-Mar-09	Sunny	Calm	09:07	Surface	1	19.9 20.0	20.0	8.2 7.7	8.0	35.2 35.9	35.6	98.3 98.3	98.3	7.0 6.9	7.0	7.0	2.3 2.2	2.3	2.4	6.0 6.0	6.0	6.3
				Middle	5.5	19.9 19.9	19.9	8.1 8.3	8.2	35.9 35.7	35.8	98.3 98.1	98.2	6.9 6.9	6.9		2.2 2.2	2.2		6.0 6.0	6.0	
				Bottom	10	19.8 19.8	19.8	7.8 7.9	7.9	35.6 33.4	34.5	97.2 96.8	97.0	6.9 7.0	7.0		2.7 2.9	2.8		7.0 7.0	7.0	
20-Mar-09	Sunny	Calm	08:58	Surface	1	24.3 24.2	24.3	8.0 7.6	7.8	32.7 32.7	32.7	101.6 100.9	101.3	7.1 7.0	7.1	6.7	3.8 3.8	3.8	3.5	7.0 7.0	7.0	8.3
				Middle	5	24.7 24.7	24.7	8.2 7.9	8.1	33.2 33.2	33.2	88.1 88.0	88.1	6.2 6.2	6.2		3.7 3.7	3.7		10.0 10.0	10.0	
				Bottom	9	24.5 24.5	24.5	7.7 8.2	8.0	33.3 33.3	33.3	84.5 83.7	84.1	6.1 6.0	6.1		3.1 3.0	3.1		8.0 8.0	8.0	
23-Mar-09	Cloudy	Calm	16:37	Surface	1	21.3 21.3	21.3	7.6 7.6	7.6	35.4 35.5	35.5	104.0 103.6	103.8	7.5 7.5	7.5	7.5	1.5 1.5	1.5	2.1	4.0 4.0	4.0	4.8
				Middle	5	21.1 21.0	21.1	8.2 7.9	8.1	36.0 35.9	36.0	103.0 102.6	102.8	7.4 7.4	7.4		2.1 2.0	2.1		8.0 8.0	8.0	
				Bottom	9	20.8 20.9	20.9	7.9 7.8	7.9	36.2 36.2	36.2	100.3 100.2	100.3	7.3 7.3	7.3		2.6 2.6	2.6		<2.5 <2.5	<2.5	

**Water Quality Monitoring Results at Intake A - Mid-Flood Tide (without marine works but with silt curtain)**

Date	Weather Condition	Sea Condition**	Sampling Time	Depth (m)		Water Temperature (°C)		pH		Salinity ppt		DO Saturation (%)		Dissolved Oxygen (mg/L)			Turbidity(NTU)			Suspended Solids (mg/L)		
						Value	Average	Value	Average	Value	Average	Value	Average	Value	Average	DA*	Value	Average	DA*	Value	Average	DA*
25-Mar-09	Cloudy	Moderate	16:46	Surface	1	20.8 20.8	20.8	8.3 8.1	8.2	36.7 36.5	36.6	95.3 94.7	95.0	6.9 6.8	6.9	6.8	1.2 1.2	1.2	1.1	8.0 8.0	8.0	7.3
				Middle	5	20.8 20.8	20.8	8.0 8.2	8.1	36.6 36.6	36.6	92.0 91.9	92.0	6.6 6.6	6.6		0.8 0.9	0.9		7.0 7.0	7.0	
				Bottom	9	20.9 20.9	20.9	8.3 8.1	8.2	36.6 36.6	36.6	91.3 91.1	91.2	6.6 6.6	6.6		1.1 1.1	1.1		7.0 7.0	7.0	
27-Mar-09	Cloudy	Moderate	17:22	Surface	1	21.9 21.9	21.9	7.7 7.7	7.7	35.1 35.3	35.2	100.4 100.0	100.2	7.0 7.0	7.0	7.0	1.8 1.8	1.8	2.4	8.0 8.0	8.0	4.7
				Middle	5	21.6 21.6	21.6	8.4 8.1	8.3	35.7 35.6	35.7	99.4 99.0	99.2	6.9 6.9	6.9		2.4 2.3	2.4		3.0 3.0	3.0	
				Bottom	9	21.4 21.4	21.4	8.1 8.0	8.1	35.9 35.9	35.9	96.7 96.6	96.7	6.8 6.8	6.8		2.9 2.9	2.9		3.0 3.0	3.0	
30-Mar-09	Cloudy	Moderate	08:18	Surface	1	20.9 20.9	20.9	8.1 7.7	7.9	36.2 36.6	36.4	92.0 93.1	92.6	6.6 6.5	6.6	6.6	3.2 2.8	3.0	2.7	11.0 11.0	11.0	11.5
				Middle	5	20.9 20.9	20.9	8.2 8.0	8.1	36.3 35.9	36.1	91.0 90.4	90.7	6.6 6.6	6.6		2.5 2.5	2.5		10.0 11.0	10.5	
				Bottom	9	20.9 20.9	20.9	7.8 8.3	8.1	36.8 36.8	36.8	90.2 90.0	90.1	6.4 6.3	6.4		2.6 2.3	2.5		13.0 13.0	13.0	
1-Apr-09	Sunny	Calm	09:15	Surface	1	21.7 21.7	21.7	7.8 8.0	7.9	36.0 36.3	36.2	100.9 100.2	100.6	6.9 6.8	6.9	6.5	3.8 3.7	3.8	4.0	10.0 10.0	10.0	6.0
				Middle	5	21.1 21.1	21.1	7.7 7.4	7.6	35.6 35.6	35.6	87.4 87.3	87.4	6.0 5.9	6.0		4.0 4.1	4.1		4.0 4.0	4.0	
				Bottom	9	20.6 20.6	20.6	7.3 7.9	7.6	35.8 35.8	35.8	88.8 88.0	88.4	6.4 6.3	6.4		4.0 3.9	4.0		4.0 4.0	4.0	
3-Apr-09	Fine	Calm	10:08	Surface	1	21.1 21.1	21.1	7.9 7.8	7.9	36.5 35.0	35.8	97.6 96.7	97.2	7.0 7.0	7.0	6.9	1.9 1.9	1.9	2.6	9.0 9.0	9.0	12.5
				Middle	5	20.9 20.9	20.9	7.9 8.0	8.0	36.8 36.9	36.9	92.5 92.3	92.4	6.7 6.6	6.7		2.8 2.9	2.9		15.0 15.0	15.0	
				Bottom	9	20.9 20.9	20.9	8.2 8.1	8.2	36.9 36.9	36.9	94.9 94.7	94.8	6.8 6.8	6.8		2.8 2.9	2.9		13.0 14.0	13.5	
6-Apr-09	Cloudy	Calm	15:48	Surface	1	21.1 21.1	21.1	7.5 7.6	7.6	36.9 36.9	36.9	90.4 90.3	90.4	6.5 6.5	6.5	6.5	1.6 1.5	1.6	2.8	6.0 6.0	6.0	5.8
				Middle	5	21.1 21.1	21.1	8.0 7.8	7.9	36.2 36.2	36.2	89.3 89.0	89.2	6.4 6.4	6.4		2.5 2.6	2.6		5.0 5.0	5.0	
				Bottom	9	21.0 21.0	21.0	7.8 8.0	7.9	36.7 36.7	36.7	87.5 87.5	87.5	6.3 6.3	6.3		4.3 4.3	4.3		6.0 7.0	6.5	
8-Apr-09	Fine	Calm	16:56	Surface	1	21.2 21.2	21.2	8.1 7.7	7.9	36.6 36.6	36.6	93.6 92.8	93.2	6.8 6.7	6.8	6.7	1.9 1.9	1.9	2.5	5.0 5.0	5.0	5.3
				Middle	5	21.2 21.2	21.2	7.9 8.1	8.0	36.8 36.8	36.8	90.4 90.1	90.3	6.5 6.5	6.5		2.4 2.7	2.6		7.0 7.0	7.0	
				Bottom	9	21.2 21.2	21.2	7.8 7.8	7.8	36.2 36.8	36.5	89.7 89.6	89.7	6.5 6.5	6.5		3.0 2.9	3.0		4.0 4.0	4.0	
10-Apr-09	Sunny	Calm	17:39	Surface	1	21.7 21.7	21.7	7.7 7.8	7.8	37.2 37.2	37.2	88.5 88.6	88.6	6.4 6.4	6.4	6.5	3.6 3.4	3.5	3.0	4.0 4.0	4.0	4.7
				Middle	5	21.7 21.7	21.7	7.8 7.7	7.8	36.9 36.9	36.9	90.6 90.1	90.4	6.6 6.5	6.6		2.8 2.8	2.8		6.0 6.0	6.0	
				Bottom	9	21.7 21.7	21.7	7.8 8.0	7.9	37.0 37.0	37.0	88.5 88.4	88.5	6.4 6.4	6.4		2.6 2.8	2.7		4.0 4.0	4.0	
13-Apr-09	Fine	Calm	08:28	Surface	1	22.4 22.4	22.4	8.1 8.1	8.1	35.2 35.5	35.4	93.7 93.5	93.6	7.1 7.0	7.1	6.9	2.8 2.8	2.8	2.5	4.0 4.0	4.0	5.3
				Middle	5	22.4 22.4	22.4	8.4 8.1	8.3	35.6 35.6	35.6	88.5 87.3	87.9	6.6 6.5	6.6		2.4 2.3	2.4		8.0 8.0	8.0	
				Bottom	9	22.4 22.4	22.4	8.5 8.5	8.5	35.0 36.1	35.6	86.7 86.9	86.8	6.4 6.4	6.4		2.3 2.4	2.4		4.0 4.0	4.0	
15-Apr-09	Sunny	Calm	08:24	Surface	1	22.3 22.4	22.4	7.7 7.8	7.8	36.1 36.1	36.1	93.4 92.0	92.7	6.7 6.6	6.7	6.6	3.1 3.1	3.1	3.2	<2.5 <2.5	<2.5	2.8
				Middle	5	22.4 22.4	22.4	7.8 7.9	7.9	36.0 36.0	36.0	89.2 89.2	89.2	6.4 6.4	6.4		3.3 3.3	3.3		<2.5 3.0	2.8	
				Bottom	9	22.4 22.4	22.4	8.0 8.1	8.1	36.0 36.0	36.0	87.1 87.1	87.1	6.3 6.3	6.3		3.2 3.2	3.2		3.0 3.0	3.0	

**Water Quality Monitoring Results at Intake A - Mid-Flood Tide (without marine works but with silt curtain)**

Date	Weather Condition	Sea Condition**	Sampling Time	Depth (m)		Water Temperature (°C)		pH		Salinity ppt		DO Saturation (%)		Dissolved Oxygen (mg/L)			Turbidity(NTU)			Suspended Solids (mg/L)		
						Value	Average	Value	Average	Value	Average	Value	Average	Value	Average	DA*	Value	Average	DA*	Value	Average	DA*
17-Apr-09	Sunny	Calm	09:25	Surface	1	22.4	22.4	8.0	7.9	36.7	36.7	98.6	98.7	6.9	6.9	7.0	1.3	1.3	1.4	5.0	4.5	3.8
				Middle	5	22.3	22.3	8.3	8.2	36.7	36.7	98.8	98.7	7.0	7.0		1.2	1.2		4.0	4.0	
				Bottom	9	22.1	22.1	7.9	8.0	36.9	36.9	94.3	94.2	6.6	6.6		1.7	1.7		3.0	3.0	
20-Apr-09	Sunny	Calm	15:07	Surface	1	25.3	25.3	7.8	7.9	35.0	35.0	86.0	85.9	6.5	6.5	6.4	2.8	2.9	2.5	4.0	4.0	5.3
				Middle	4.5	25.3	25.3	8.1	8.1	34.4	34.4	85.0	85.0	6.3	6.3		2.3	2.3		6.0	6.0	
				Bottom	8	25.4	25.4	8.0	8.1	32.2	33.8	83.8	84.1	6.2	6.3		2.3	2.4		6.0	6.0	
22-Apr-09	Fine	Calm	16:47	Surface	1	22.8	22.8	8.0	8.0	36.9	37.0	95.3	95.6	6.6	6.7	6.8	3.8	3.9	4.4	6.0	6.0	5.8
				Middle	5	22.8	22.8	7.9	8.0	36.1	36.6	97.1	97.1	6.8	6.8		4.3	4.4		5.0	5.5	
				Bottom	9	22.8	22.8	7.9	8.0	35.1	34.3	95.9	96.2	6.8	6.8		5.1	5.0		6.0	6.0	
24-Apr-09	Fine	Calm	16:54	Surface	1	20.8	20.8	8.0	8.0	36.5	36.5	91.3	91.3	6.6	6.6	6.8	3.6	3.4	2.8	14.0	14.0	11.0
				Middle	5	20.8	20.8	8.3	8.2	36.2	36.2	94.9	94.7	6.9	6.9		2.3	2.4		10.0	10.0	
				Bottom	9	20.8	20.8	8.1	8.2	36.3	36.3	91.7	91.6	6.6	6.6		2.6	2.7		9.0	9.0	
27-Apr-09	Sunny	Calm	07:48	Surface	1	22.6	22.6	8.0	7.9	37.0	37.0	102.8	102.6	7.5	7.5	7.5	3.5	3.5	3.8	9.0	9.0	9.3
				Middle	5	22.5	22.5	8.1	8.0	36.1	36.3	100.9	100.9	7.4	7.4		4.6	4.5		9.0	9.0	
				Bottom	9	22.5	22.5	8.2	8.2	34.2	34.8	100.3	100.2	7.4	7.4		3.8	3.5		10.0	10.0	
29-Apr-09	Sunny	Calm	07:52	Surface	1	22.5	22.5	7.7	7.8	34.8	35.5	93.4	93.2	6.7	6.7	6.7	3.6	3.6	4.0	7.0	7.0	7.0
				Middle	5	22.3	22.3	7.6	7.6	35.5	36.0	92.0	91.9	6.6	6.6		4.1	4.2		7.0	7.0	
				Bottom	9	22.2	22.2	7.6	7.6	36.9	37.0	95.9	95.8	7.0	7.0		4.1	4.1		7.0	7.0	
1-May-09	Sunny	Moderate	10:09	Surface	1	23.1	23.1	7.8	7.8	37.5	37.3	91.1	90.4	7.0	7.0	6.9	3.6	3.6	3.2	7.0	7.0	8.8
				Middle	5	22.8	22.9	7.8	7.8	36.5	36.4	86.0	86.0	6.7	6.7		3.1	3.1		12.0	12.0	
				Bottom	9	22.8	22.9	7.7	7.8	34.2	35.9	86.7	87.6	6.8	6.8		2.9	3.0		7.0	7.5	
4-May-09	Sunny	Moderate	14:13	Surface	1	22.9	22.9	7.5	7.6	33.0	34.7	98.6	98.6	6.9	6.9	6.7	2.8	2.6	2.5	9.0	9.0	8.5
				Middle	5	22.7	22.7	7.7	7.7	35.9	35.5	91.1	90.8	6.4	6.4		2.7	2.7		6.0	6.5	
				Bottom	9	22.6	22.6	7.7	7.8	36.7	36.5	93.5	93.5	6.7	6.7		2.2	2.2		10.0	10.0	
6-May-09	Sunny	Moderate	16:55	Surface	1	26.1	26.1	7.9	7.9	36.3	36.1	86.5	86.4	6.5	6.5	6.4	3.3	3.4	2.9	7.0	7.0	8.2
				Middle	5	26.0	26.0	8.0	8.0	35.6	34.5	85.5	85.5	6.3	6.3		2.7	2.7		8.0	8.5	
				Bottom	9	26.1	26.1	8.0	8.1	36.7	35.2	84.8	85.1	6.3	6.3		2.6	2.7		9.0	9.0	
8-May-09	Fine	Calm	16:53	Surface	1	23.6	23.6	7.8	7.8	34.4	35.1	93.9	93.9	6.5	6.5	6.5	3.9	3.7	3.7	10.0	10.0	14.7
				Middle	5	23.5	23.5	8.0	7.9	35.9	35.9	93.0	93.0	6.4	6.4		3.6	3.6		19.0	19.0	
				Bottom	9	23.4	23.4	7.9	8.0	36.3	34.7	93.4	93.5	6.5	6.6		3.7	3.7		15.0	15.0	

### Water Quality Monitoring Results at Intake A - Mid-Flood Tide (without marine works but with silt curtain)

Date	Weather Condition	Sea Condition**	Sampling Time	Depth (m)		Water Temperature (°C)		pH		Salinity ppt		DO Saturation (%)		Dissolved Oxygen (mg/L)		Turbidity(NTU)			Suspended Solids (mg/L)			
						Value	Average	Value	Average	Value	Average	Value	Average	Value	Average	DA*	Value	Average	DA*	Value	Average	DA*
11-May-09	Sunny	Calm	08:13	Surface	1	25.6 25.6	25.6	8.0 8.0	8.0	34.6 34.7	34.7	95.4 95.3	95.4	7.0 7.0	7.0	6.9	2.8 2.8	2.8	2.9	8.0 8.0	8.0	11.3
				Middle	5	25.5 25.5	25.5	8.2 7.9	8.1	34.4 34.5	34.5	93.1 92.6	92.9	6.8 6.7	6.8		3.1 3.0	3.1		16.0 16.0	16.0	
				Bottom	9	25.4 25.4	25.4	8.2 8.3	8.3	33.7 34.5	34.1	91.8 91.3	91.6	6.7 6.7	6.7		2.9 2.7	2.8		10.0 10.0	10.0	
13-May-09	Sunny	Calm	08:24	Surface	1	24.4 24.4	24.4	7.8 7.8	7.8	33.6 34.1	33.9	94.7 96.1	95.4	6.7 6.7	6.7	6.7	2.3 2.2	2.3	2.4	7.0 7.0	7.0	5.5
				Middle	5	24.5 24.5	24.5	8.1 7.7	7.9	34.1 34.1	34.1	93.2 93.1	93.2	6.6 6.5	6.6		2.3 2.4	2.4		6.0 6.0	6.0	
				Bottom	9	24.4 24.4	24.4	7.9 8.2	8.1	34.3 34.3	34.3	92.2 91.4	91.8	6.4 6.4	6.4		2.5 2.6	2.6		3.0 4.0	3.5	
18-May-09	Sunny	Moderate	14:06	Surface	1	26.7 26.7	26.7	7.6 7.6	7.6	32.7 32.7	32.7	99.0 102.3	100.7	6.4 6.7	6.6	6.8	1.2 1.2	1.2	1.6	6.0 6.0	6.0	4.9
				Middle	6	25.6 25.4	25.5	8.1 7.9	8.0	33.6 33.6	33.6	107.8 103.6	105.7	7.1 6.9	7.0		1.3 1.5	1.4		<2.5 3.0	2.8	
				Bottom	11	24.8 24.7	24.8	7.9 8.1	8.0	34.0 34.1	34.1	96.2 93.5	94.9	6.6 6.4	6.5		2.1 2.3	2.2		6.0 6.0	6.0	
20-May-09	Fine	Calm	15:42	Surface	1	28.7 28.7	28.7	7.7 7.8	7.8	36.0 36.2	36.1	99.6 99.2	99.4	6.7 6.7	6.7	6.7	6.7 6.7	6.7	7.3	7.0 8.0	7.5	9.5
				Middle	5	28.4 28.4	28.4	8.4 8.1	8.3	36.6 36.5	36.6	98.6 98.2	98.4	6.7 6.7	6.7		7.3 7.2	7.3		8.0 8.0	8.0	
				Bottom	9	28.2 28.2	28.2	8.1 8.0	8.1	36.8 36.8	36.8	95.9 95.8	95.9	6.5 6.5	6.5		7.8 7.8	7.8		13.0 13.0	13.0	
22-May-09	Cloudy	Calm	16:11	Surface	1	26.3 26.3	26.3	8.0 7.8	7.9	29.9 29.9	29.9	99.9 101.9	100.9	6.6 6.8	6.7	6.6	1.1 1.1	1.1	1.5	6.0 6.0	6.0	9.0
				Middle	5	26.0 26.0	26.0	8.0 8.0	8.0	30.5 30.5	30.5	96.1 95.3	95.7	6.4 6.3	6.4		1.4 1.4	1.4		11.0 11.0	11.0	
				Bottom	9	25.5 25.5	25.5	8.1 8.1	8.1	31.8 31.8	31.8	93.3 92.6	93.0	6.3 6.3	6.3		1.8 1.9	1.9		10.0 10.0	10.0	
25-May-09	Rainy	Moderate	08:23	Surface	1	21.2 21.2	21.2	7.7 7.7	7.7	34.3 34.1	34.2	90.1 90.9	90.5	6.5 6.5	6.5	6.6	3.0 3.1	3.1	2.8	7.0 7.0	7.0	8.2
				Middle	5	21.2 21.2	21.2	7.8 7.8	7.8	33.2 33.6	33.4	93.1 93.3	93.2	6.7 6.7	6.7		2.7 2.6	2.7		9.0 9.0	9.0	
				Bottom	9	21.2 21.2	21.2	7.9 7.9	7.9	33.4 33.9	33.7	92.5 89.9	91.2	6.6 6.4	6.5		2.4 2.6	2.5		9.0 8.0	8.5	
27-May-09	Cloudy	Calm	08:10	Surface	1	24.5 24.5	24.5	7.9 7.9	7.9	35.3 35.1	35.2	92.2 92.0	92.1	6.7 6.6	6.7	6.6	3.0 3.0	3.0	3.4	7.0 7.0	7.0	4.8
				Middle	5	24.4 24.4	24.4	7.9 8.1	8.0	35.7 36.1	35.9	90.3 89.8	90.1	6.5 6.5	6.5		3.4 3.5	3.5		3.0 3.0	3.0	
				Bottom	9	24.2 24.2	24.2	7.8 7.7	7.8	36.4 36.4	36.4	89.5 89.0	89.3	6.5 6.4	6.5		3.6 3.5	3.6		4.0 5.0	4.5	
29-May-09	Cloudy	Moderate	09:36	Surface	1	23.4 23.4	23.4	7.6 7.7	7.7	35.2 35.9	35.6	97.6 96.9	97.3	7.1 7.0	7.1	6.8	3.4 3.1	3.3	3.3	5.0 5.0	5.0	8.0
				Middle	5	23.4 23.4	23.4	7.9 7.7	7.8	35.9 35.9	35.9	90.3 90.3	90.3	6.5 6.5	6.5		3.3 3.3	3.3		8.0 8.0	8.0	
				Bottom	9	23.4 23.4	23.4	7.9 8.2	8.1	36.1 36.1	36.1	87.6 87.6	87.6	6.3 6.4	6.4		3.3 3.3	3.3		11.0 11.0	11.0	
1-Jun-09	Sunny	Calm	13:23	Surface	1	26.3 26.3	26.3	7.8 7.8	7.8	36.0 36.1	36.1	94.1 94.0	94.1	6.9 6.9	6.9	6.9	2.6 2.5	2.6	2.8	11.0 12.0	11.5	9.3
				Middle	5	26.3 26.3	26.3	7.9 7.9	7.9	36.0 36.0	36.0	91.7 91.0	91.4	6.8 6.7	6.8		2.5 2.5	2.5		9.0 9.0	9.0	
				Bottom	9	26.1 25.9	26.0	8.0 8.1	8.1	35.9 35.9	35.9	91.3 90.4	90.9	6.8 6.7	6.8		3.1 3.2	3.2		7.0 8.0	7.5	
3-Jun-09	Cloudy	Calm	16:12	Surface	1	26.2 26.3	26.3	7.6 7.6	7.6	36.2 36.2	36.2	98.0 96.7	97.4	7.3 7.2	7.3	7.0	2.8 2.7	2.8	2.8	10.0 10.0	10.0	12.2
				Middle	5	26.3 26.3	26.3	7.8 7.7	7.8	36.7 36.7	36.7	89.7 89.7	89.7	6.7 6.7	6.7		2.8 2.9	2.9		11.0 12.0	11.5	
				Bottom	9	26.3 26.3	26.3	7.7 8.0	7.9	36.7 36.7	36.7	84.4 84.4	84.4	6.3 6.3	6.3		2.8 2.7	2.8		15.0 15.0	15.0	



### Water Quality Monitoring Results at Intake A - Mid-Flood Tide (without marine works but with silt curtain)

Date	Weather Condition	Sea Condition**	Sampling Time	Depth (m)		Water Temperature (°C)		pH		Salinity ppt		DO Saturation (%)		Dissolved Oxygen (mg/L)			Turbidity(NTU)			Suspended Solids (mg/L)		
						Value	Average	Value	Average	Value	Average	Value	Average	Value	Average	DA*	Value	Average	DA*	Value	Average	DA*
5-Jun-09	Fine	Calm	16:57	Surface	1	30.3 30.3	30.3	7.7 7.7	7.7	34.5 34.7	34.6	102.2 101.8	102.0	7.1 7.1	7.1	7.1	5.0 5.0	5.0	5.6	10.0 10.0	10.0	9.0
				Middle	5	30.1 30.0	30.1	8.3 8.0	8.2	35.1 35.1	35.1	101.2 100.8	101.0	7.1 7.1	7.1		5.6 5.5	5.6		9.0 9.0	9.0	
				Bottom	9	29.8 29.8	29.8	8.0 8.0	8.0	35.3 35.4	35.4	98.5 98.4	98.5	6.9 6.9	6.9		6.1 6.1	6.1		6.1 6.1	6.1	
8-Jun-09	Cloudy	Moderate	16:45	Surface	1	24.9 24.9	24.9	7.8 7.8	7.8	34.5 33.9	34.2	92.4 89.8	91.1	6.8 6.7	6.8	6.6	2.6 2.7	2.7	2.5	5.0 5.0	5.0	5.0
				Middle	5	24.9 24.9	24.9	8.1 7.9	8.0	33.8 31.8	32.8	85.5 85.5	85.5	6.3 6.3	6.3		2.4 2.5	2.5		4.0 4.0	4.0	
				Bottom	9	24.6 24.6	24.6	8.1 8.2	8.2	34.5 31.8	33.2	83.1 83.0	83.1	6.2 6.2	6.2		2.3 2.1	2.2		6.0 6.0	6.0	
10-Jun-09	Cloudy	Calm	08:39	Surface	1	29.3 29.3	29.3	7.6 7.8	7.7	31.4 31.5	31.5	97.3 97.3	97.3	6.8 6.8	6.8	6.5	5.2 5.0	5.1	5.0	4.0 4.0	4.0	6.0
				Middle	5	28.8 28.8	28.8	8.0 7.8	7.9	32.1 32.1	32.1	87.5 87.5	87.5	6.2 6.2	6.2		5.2 5.1	5.2		6.0 6.0	6.0	
				Bottom	9	28.8 28.8	28.8	8.0 8.2	8.1	32.1 32.2	32.2	87.1 86.7	86.9	6.2 6.2	6.2		4.7 4.5	4.6		8.0 8.0	8.0	
12-Jun-09	Cloudy	Calm	09:00	Surface	1	26.2 26.3	26.3	7.8 7.8	7.8	35.4 35.4	35.4	99.0 97.7	98.4	7.4 7.3	7.4	7.1	3.8 3.7	3.8	3.8	4.0 4.0	4.0	3.8
				Middle	5	26.3 26.3	26.3	8.1 7.9	8.0	36.0 35.9	36.0	90.8 90.8	90.8	6.8 6.8	6.8		3.7 3.8	3.8		4.0 3.0	3.5	
				Bottom	9	26.4 26.4	26.4	8.1 8.1	8.1	35.9 35.9	35.9	85.5 85.5	85.5	6.4 6.4	6.4		3.7 3.6	3.7		4.0 4.0	4.0	
15-Jun-09	Cloudy	Calm	10:15	Surface	1	27.4 27.4	27.4	7.7 7.4	7.6	34.5 34.8	34.7	89.0 89.8	89.4	6.4 6.4	6.4	6.5	3.4 2.8	3.1	2.8	13.0 13.0	13.0	11.2
				Middle	5	27.4 27.4	27.4	7.8 7.5	7.7	34.8 34.6	34.7	92.0 92.2	92.1	6.6 6.6	6.6		2.9 2.6	2.8		11.0 11.0	11.0	
				Bottom	9	27.4 27.4	27.4	7.9 7.7	7.8	34.9 34.6	34.8	91.4 88.9	90.2	6.5 6.3	6.4		2.4 2.7	2.6		9.0 10.0	9.5	
17-Jun-09	Sunny	Calm	13:22	Surface	1	29.7 29.7	29.7	7.4 7.6	7.5	38.0 38.1	38.1	88.8 87.3	88.1	6.6 6.5	6.6	6.4	3.7 3.9	3.8	3.6	10.0 10.0	10.0	10.7
				Middle	5	29.6 29.6	29.6	8.1 7.6	7.9	38.7 38.0	38.4	83.6 83.6	83.6	6.2 6.2	6.2		3.6 3.2	3.4		5.0 5.0	5.0	
				Bottom	9	29.6 29.6	29.6	7.6 8.2	7.9	37.7 38.4	38.1	83.3 84.2	83.8	6.2 6.2	6.2		3.6 3.4	3.5		17.0 17.0	17.0	
19-Jun-09	Cloudy	Calm	16:13	Surface	1	29.2 29.3	29.3	7.7 7.6	7.7	35.4 36.3	35.9	93.6 93.5	93.6	6.6 6.6	6.6	6.7	3.6 3.7	3.7	3.7	5.0 5.0	5.0	5.8
				Middle	5	28.9 29.0	29.0	8.0 7.7	7.9	36.6 37.0	36.8	94.0 94.5	94.3	6.6 6.7	6.7		4.2 4.3	4.3		7.0 7.0	7.0	
				Bottom	9	28.9 29.0	29.0	7.9 8.0	8.0	37.3 34.1	35.7	92.5 92.7	92.6	6.5 6.4	6.5		3.2 3.1	3.2		5.0 6.0	5.5	
22-Jun-09	Cloudy	Calm	16:45	Surface	1	28.2 28.1	28.2	8.0 7.9	8.0	33.4 32.8	33.1	91.3 89.2	90.3	6.7 6.6	6.7	6.5	3.2 3.6	3.4	3.2	13.0 12.0	12.5	10.8
				Middle	4.5	28.1 28.1	28.1	8.0 8.0	8.0	32.7 30.8	31.8	82.5 82.9	82.7	6.2 6.2	6.2		3.4 3.2	3.3		10.0 10.0	10.0	
				Bottom	8	28.2 28.1	28.2	8.0 8.1	8.1	33.8 30.8	32.3	85.6 85.6	85.6	6.3 6.3	6.3		3.0 2.9	3.0		10.0 10.0	10.0	
24-Jun-09	Cloudy	Calm	08:44	Surface	1	28.4 28.4	28.4	7.6 7.6	7.6	37.0 35.5	36.3	91.9 90.4	91.2	6.9 6.8	6.9	6.7	3.6 3.9	3.8	3.5	5.0 5.0	5.0	6.2
				Middle	5	28.4 28.3	28.4	7.9 7.6	7.8	37.4 36.0	36.7	86.7 86.7	86.7	6.5 6.5	6.5		3.1 3.2	3.2		6.0 7.0	6.5	
				Bottom	9	28.3 28.3	28.3	7.8 7.8	7.8	36.5 34.5	35.5	87.4 88.3	87.9	6.7 6.6	6.7		3.6 3.4	3.5		7.0 7.0	7.0	

Remarks: The reporting limit for laboratory analysis of suspended solids is 2.5 mg/L. For the results below the reporting limit, the SS level will be taken as 2.5 mg/L.  
 \* DA: Depth-Averaged  
 \*\* Calm: Small or no wave; Moderate: Between calm and rough; Rough : White capped or rougher

### Water Quality Monitoring Results at Intake B - Mid-Ebb Tide (without marine works but with silt curtain)

Date	Weather Condition	Sea Condition**	Sampling Time	Depth (m)		Water Temperature (°C)		pH		Salinity ppt		DO Saturation (%)		Dissolved Oxygen (mg/L)			Turbidity(NTU)			Suspended Solids (mg/L)		
						Value	Average	Value	Average	Value	Average	Value	Average	Value	Average	DA*	Value	Average	DA*	Value	Average	DA*
2-Feb-09	Sunny	Calm	17:35	Surface	1	17.5 17.3	17.4	7.8 7.6	7.7	34.0 34.2	34.1	100.2 99.9	100.1	7.3 7.4	7.4	7.4	2.1 1.9	2.0	2.3	15.0 15.0	15.0	10.0
				Middle	6	17.5 17.4	17.5	7.5 7.8	7.7	34.1 34.0	34.1	100.5 100.1	100.3	7.3 7.4	7.4		2.0 2.3	2.2		6.0 6.0	6.0	
				Bottom	11	17.4 17.4	17.4	7.8 7.7	7.8	34.1 34.2	34.2	104.8 104.9	104.9	7.6 7.7	7.7		2.6 2.9	2.8		9.0 9.0	9.0	
4-Feb-09	Sunny	Calm	08:53	Surface	1	16.6 16.7	16.7	7.6 7.5	7.6	32.1 32.0	32.1	109.6 103.4	106.5	7.7 7.3	7.5	7.0	3.1 3.1	3.1	3.4	7.0 7.0	7.0	11.7
				Middle	6	17.0 17.0	17.0	8.0 8.0	8.0	32.2 32.2	32.2	89.8 89.6	89.7	6.4 6.3	6.4		3.2 3.3	3.3		13.0 13.0	13.0	
				Bottom	11	17.0 17.0	17.0	7.6 7.9	7.8	32.2 32.2	32.2	88.3 88.2	88.3	6.3 6.3	6.3		3.7 3.7	3.7		15.0 15.0	15.0	
9-Feb-09	Sunny	Calm	13:59	Surface	1	18.0 18.5	18.3	7.6 7.8	7.7	33.8 33.7	33.8	93.0 93.9	93.5	6.7 6.7	6.7	6.6	1.4 1.4	1.4	2.3	11.0 11.0	11.0	11.0
				Middle	6	18.1 18.1	18.1	7.4 7.5	7.5	34.2 34.2	34.2	90.6 90.3	90.5	6.5 6.5	6.5		2.5 2.5	2.5		12.0 12.0	12.0	
				Bottom	11	18.1 18.1	18.1	8.0 7.7	7.9	34.2 34.2	34.2	89.2 89.1	89.2	6.4 6.4	6.4		3.0 3.1	3.1		10.0 10.0	10.0	
11-Feb-09	Sunny	Calm	14:53	Surface	1	19.7 19.6	19.7	7.9 7.7	7.8	34.8 34.7	34.8	112.6 106.4	109.5	7.9 7.5	7.7	7.2	3.5 3.5	3.5	3.8	4.0 4.0	4.0	3.7
				Middle	6	19.6 19.6	19.6	8.1 8.1	8.1	34.9 34.9	34.9	92.8 92.6	92.7	6.6 6.5	6.6		3.6 3.7	3.7		3.0 3.0	3.0	
				Bottom	11	19.6 19.6	19.6	7.7 7.9	7.8	34.9 34.9	34.9	91.3 91.2	91.3	6.5 6.5	6.5		4.1 4.1	4.1		4.0 4.0	4.0	
13-Feb-09	Fine	Calm	16:05	Surface	1	18.4 18.4	18.4	7.5 7.8	7.7	34.5 34.5	34.5	107.1 101.1	104.1	7.1 6.7	6.9	6.4	2.2 2.3	2.3	2.8	7.0 7.0	7.0	7.3
				Middle	6	17.7 17.7	17.7	7.8 7.6	7.7	34.9 34.8	34.9	87.6 86.4	87.0	5.9 5.8	5.9		2.9 3.0	3.0		8.0 8.0	8.0	
				Bottom	11	17.6 17.5	17.6	8.0 8.0	8.0	35.1 35.1	35.1	90.0 89.4	89.7	6.3 6.3	6.3		3.2 3.2	3.2		7.0 7.0	7.0	
16-Feb-09	Cloudy	Calm	17:08	Surface	1	21.3 21.3	21.3	7.5 7.3	7.4	32.7 32.7	32.7	96.3 95.8	96.1	6.8 6.7	6.8	6.8	4.0 4.0	4.0	4.1	8.0 8.0	8.0	7.3
				Middle	6	20.2 20.2	20.2	7.0 7.6	7.3	32.9 33.0	33.0	94.8 93.9	94.4	6.7 6.6	6.7		4.0 3.9	4.0		4.0 4.0	4.0	
				Bottom	11	18.9 18.9	18.9	7.1 7.2	7.2	33.4 33.5	33.5	90.7 89.7	90.2	6.4 6.3	6.4		4.3 4.4	4.4		10.0 10.0	10.0	
23-Feb-09	Sunny	Calm	13:08	Surface	1	20.3 20.3	20.3	7.9 7.8	7.9	35.8 35.8	35.8	88.3 88.3	88.3	6.5 6.5	6.5	6.5	2.1 2.2	2.2	2.5	8.0 8.0	8.0	11.2
				Middle	6	19.8 19.8	19.8	8.0 8.0	8.0	35.8 35.8	35.8	86.3 86.3	86.3	6.4 6.4	6.4		2.4 2.4	2.4		16.0 16.0	16.0	
				Bottom	11	19.6 19.6	19.6	7.9 8.1	8.0	35.9 35.9	35.9	85.6 85.6	85.6	6.3 6.3	6.3		2.9 3.1	3.0		9.0 10.0	9.5	
25-Feb-09	Sunny	Calm	14:56	Surface	1	21.1 21.2	21.2	7.8 8.0	7.9	35.1 34.9	35.0	117.6 111.0	114.3	7.9 7.5	7.7	7.1	2.3 2.3	2.3	2.5	6.0 6.0	6.0	6.3
				Middle	6	21.4 21.4	21.4	8.0 8.0	8.0	35.1 35.1	35.1	96.8 96.6	96.7	6.5 6.4	6.5		2.6 2.5	2.6		7.0 7.0	7.0	
				Bottom	11	21.4 21.4	21.4	7.8 7.9	7.9	35.1 35.1	35.1	95.2 95.1	95.2	6.4 6.4	6.4		2.7 2.7	2.7		6.0 6.0	6.0	
27-Feb-09	Sunny	Calm	14:27	Surface	1	19.3 19.3	19.3	8.2 8.0	8.1	34.0 34.0	34.0	88.9 88.9	88.9	6.7 6.7	6.7	6.6	2.4 2.5	2.5	2.8	8.0 8.0	8.0	9.3
				Middle	6	18.8 18.8	18.8	7.9 7.8	7.9	34.0 34.0	34.0	87.0 87.0	87.0	6.5 6.5	6.5		2.7 2.7	2.7		12.0 12.0	12.0	
				Bottom	11	18.6 18.6	18.6	7.6 7.8	7.7	34.1 34.1	34.1	82.3 82.3	82.3	6.1 6.1	6.1		3.2 3.4	3.3		8.0 8.0	8.0	
2-Mar-09	Fine	Calm	16:25	Surface	1	18.3 18.3	18.3	7.9 8.1	8.0	34.4 34.4	34.4	90.0 90.0	90.0	6.6 6.6	6.6	6.6	1.9 2.0	2.0	2.3	8.0 8.0	8.0	10.2
				Middle	6	17.8 17.8	17.8	8.2 8.0	8.1	34.4 34.4	34.4	88.0 88.0	88.0	6.5 6.5	6.5		2.2 2.2	2.2		9.0 10.0	9.5	
				Bottom	11	17.7 17.6	17.7	8.0 8.2	8.1	34.4 34.4	34.4	87.3 87.3	87.3	6.5 6.5	6.5		2.7 2.9	2.8		13.0 13.0	13.0	

**Water Quality Monitoring Results at Intake B - Mid-Ebb Tide (without marine works but with silt curtain)**

Date	Weather Condition	Sea Condition**	Sampling Time	Depth (m)		Water Temperature (°C)		pH		Salinity ppt		DO Saturation (%)		Dissolved Oxygen (mg/L)			Turbidity(NTU)			Suspended Solids (mg/L)		
						Value	Average	Value	Average	Value	Average	Value	Average	Value	Average	DA*	Value	Average	DA*	Value	Average	DA*
4-Mar-09	Cloudy	Moderate	16:21	Surface	1	20.1 20.1	20.1	7.6 7.7	7.7	36.4 36.4	36.4	91.5 91.2	91.4	6.6 6.5	6.6	6.6	1.0 1.0	1.0	2.4	5.0 5.0	5.0	7.2
				Middle	5	20.1 20.1	20.1	7.9 7.8	7.9	36.4 36.4	36.4	90.9 90.7	90.8	6.5 6.5	6.5		2.5 2.7	2.6		7.0 8.0	7.5	
				Bottom	9	20.1 20.1	20.1	7.8 8.0	7.9	36.0 36.5	36.3	90.4 90.3	90.4	6.5 6.5	6.5		3.5 3.6	3.6		9.0 9.0	9.0	
6-Mar-09	Cloudy	Calm	09:07	Surface	1	19.5 19.5	19.5	7.0 7.1	7.1	34.1 34.2	34.2	100.2 100.1	100.2	7.4 7.3	7.4	7.3	2.1 1.9	2.0	2.4	8.0 8.0	8.0	6.7
				Middle	6	19.3 19.3	19.3	6.8 7.0	6.9	34.1 34.1	34.1	100.6 100.1	100.4	7.2 7.2	7.2		2.2 2.3	2.3		8.0 7.0	7.5	
				Bottom	11	19.4 19.4	19.4	7.0 7.0	7.0	34.0 34.2	34.1	104.9 105.0	105.0	7.7 7.7	7.7		2.7 2.8	2.8		4.0 5.0	4.5	
9-Mar-09	Cloudy	Moderate	12:17	Surface	1	18.0 18.5	18.3	8.1 8.0	8.1	37.1 36.6	36.9	107.2 107.4	107.3	8.1 8.1	8.1	7.9	1.5 1.6	1.6	2.1	6.0 6.0	6.0	6.8
				Middle	6	19.0 19.0	19.0	8.0 8.0	8.0	36.2 36.2	36.2	101.9 100.7	101.3	7.6 7.5	7.6		2.1 2.2	2.2		8.0 7.0	7.5	
				Bottom	11	19.1 19.1	19.1	8.2 8.3	8.3	36.2 36.1	36.2	98.7 98.3	98.5	7.4 7.4	7.4		2.5 2.6	2.6		7.0 7.0	7.0	
11-Mar-09	Fine	Calm	13:33	Surface	1	19.6 19.7	19.7	8.0 7.6	7.8	36.1 35.9	36.0	108.4 107.5	108.0	7.8 7.8	7.8	7.3	3.0 2.9	3.0	3.3	7.0 7.0	7.0	8.0
				Middle	6	20.0 20.0	20.0	7.8 8.0	7.9	36.2 36.2	36.2	96.5 96.4	96.5	6.7 6.7	6.7		3.1 3.2	3.2		11.0 11.0	11.0	
				Bottom	11	20.0 20.0	20.0	7.8 7.7	7.8	36.2 36.2	36.2	95.1 95.0	95.1	6.6 6.6	6.6		3.6 3.6	3.6		6.0 6.0	6.0	
13-Mar-09	Fine	Calm	14:27	Surface	1	19.0 19.1	19.1	8.0 7.8	7.9	36.3 36.1	36.2	118.1 111.5	114.8	8.2 7.8	8.0	7.4	1.8 1.8	1.8	2.0	9.0 9.0	9.0	9.0
				Middle	6	19.3 19.3	19.3	7.9 8.1	8.0	36.4 36.4	36.4	97.3 97.1	97.2	6.8 6.8	6.8		2.0 2.0	2.1		8.0 8.0	8.0	
				Bottom	11	19.3 19.3	19.3	8.1 8.2	8.2	36.4 36.4	36.4	95.7 95.6	95.7	6.7 6.7	6.7		2.2 2.2	2.2		10.0 10.0	10.0	
16-Mar-09	Sunny	Calm	15:16	Surface	1	19.9 19.9	19.9	7.7 7.7	7.7	36.6 36.6	36.6	93.3 93.6	93.5	6.6 6.6	6.6	6.6	4.3 3.9	4.1	4.1	7.0 7.0	7.0	6.5
				Middle	5.5	19.7 19.7	19.7	8.1 7.7	7.9	36.6 36.6	36.6	93.4 93.0	93.2	6.6 6.6	6.6		4.1 4.1	4.1		5.0 6.0	5.5	
				Bottom	10	19.7 19.6	19.7	7.9 8.3	8.1	36.7 36.7	36.7	93.0 92.0	92.5	6.6 6.5	6.6		4.2 4.2	4.2		7.0 7.0	7.0	
18-Mar-09	Sunny	Calm	12:36	Surface	1	22.2 22.3	22.3	7.8 7.7	7.8	36.1 36.0	36.1	110.4 104.3	107.4	6.9 6.7	6.8	6.6	3.2 3.8	3.5	4.0	7.0 8.0	7.5	8.5
				Middle	6	22.2 22.2	22.2	7.8 7.8	7.8	36.3 36.3	36.3	90.7 90.2	90.5	6.3 6.3	6.3		3.9 4.0	4.0		7.0 7.0	7.0	
				Bottom	11	22.1 22.1	22.1	7.6 7.7	7.7	36.4 36.4	36.4	88.1 87.8	88.0	6.2 6.2	6.2		4.6 4.6	4.6		11.0 11.0	11.0	
23-Mar-09	Cloudy	Calm	11:49	Surface	1	21.3 21.3	21.3	7.5 8.1	7.8	36.1 36.2	36.2	102.9 102.0	102.5	7.4 7.3	7.4	7.3	1.5 1.5	1.5	2.1	5.0 5.0	5.0	3.9
				Middle	6	20.8 20.8	20.8	8.1 8.4	8.3	36.6 36.6	36.6	99.5 99.5	99.5	7.2 7.2	7.2		2.4 2.4	2.4		4.0 4.0	4.0	
				Bottom	11	20.8 20.8	20.8	8.0 8.3	8.2	36.6 36.7	36.7	98.2 98.4	98.3	7.1 7.1	7.1		2.5 2.4	2.5		<2.5 3.0	2.8	
25-Mar-09	Cloudy	Moderate	12:37	Surface	1	20.8 20.8	20.8	7.9 7.8	7.9	36.4 35.9	36.2	90.9 89.6	90.3	6.6 6.5	6.6	6.6	4.1 4.2	4.2	3.4	7.0 7.0	7.0	7.0
				Middle	6	20.8 20.8	20.8	8.1 8.0	8.1	36.8 36.8	36.8	88.9 89.6	89.3	6.4 6.5	6.5		3.4 3.1	3.3		7.0 7.0	7.0	
				Bottom	11	20.8 20.8	20.8	7.9 8.0	8.0	36.9 36.9	36.9	90.6 90.8	90.7	6.5 6.5	6.5		2.6 2.5	2.6		7.0 7.0	7.0	
27-Mar-09	Cloudy	Moderate	13:25	Surface	1	21.9 21.9	21.9	7.7 8.3	8.0	35.9 35.9	35.9	99.3 98.4	98.9	6.9 6.8	6.9	6.8	1.5 1.7	1.6	2.4	6.0 6.0	6.0	5.5
				Middle	6	21.4 21.4	21.4	8.3 8.6	8.5	36.3 36.3	36.3	95.9 95.9	95.9	6.7 6.7	6.7		2.7 2.7	2.7		6.0 6.0	6.0	
				Bottom	11	21.4 21.4	21.4	8.2 8.5	8.4	36.4 36.4	36.4	94.6 94.8	94.7	6.6 6.6	6.6		2.8 2.7	2.8		4.0 5.0	4.5	

### Water Quality Monitoring Results at Intake B - Mid-Ebb Tide (without marine works but with silt curtain)

Date	Weather Condition	Sea Condition**	Sampling Time	Depth (m)		Water Temperature (°C)		pH		Salinity ppt		DO Saturation (%)		Dissolved Oxygen (mg/L)			Turbidity(NTU)			Suspended Solids (mg/L)			
						Value	Average	Value	Average	Value	Average	Value	Average	Value	Average	DA*	Value	Average	DA*	Value	Average	DA*	
30-Mar-09	Cloudy	Moderate	14:52	Surface	1	20.7	20.7	8.7	8.7	34.8	35.3	93.4	92.8	6.6	6.7	6.6	2.8	2.9	2.4	11.0	11.0	11.0	
				Middle	6	20.7	20.7	7.6	7.9	35.4	35.4	87.4	87.4	6.4	6.4	6.4	2.1	2.4		11.0	11.0		
				Bottom	11	20.8	20.8	7.8	7.9	36.4	36.0	86.5	86.5	6.4	6.4	6.4	1.9	1.9		11.0	11.0		
1-Apr-09	Sunny	Calm	15:55	Surface	1	23.2	23.2	7.4	7.4	35.8	35.8	108.6	108.7	7.4	7.4	7.2	3.0	3.0	3.1	8.0	8.0	7.3	
				Middle	6	22.2	22.1	7.2	7.6	36.2	36.2	100.8	100.9	6.8	6.9	6.9	3.0	3.0		7.0	7.0		
				Bottom	11	21.6	21.6	6.9	7.3	36.5	36.5	89.9	89.1	6.3	6.3	6.3	3.3	3.4		7.0	7.0		
6-Apr-09	Cloudy	Calm	10:47	Surface	1	21.1	21.1	7.8	7.8	36.9	36.9	89.2	89.1	6.5	6.5	6.5	2.5	2.7	2.8	7.0	7.0	7.5	
				Middle	6	21.1	21.1	7.9	7.9	36.9	36.5	88.5	88.5	6.4	6.4		6.4	2.7		2.7	8.0		8.0
				Bottom	11	21.0	21.0	7.8	7.9	37.0	37.0	86.6	86.6	6.3	6.3		6.3	2.9		2.9	7.0		7.5
8-Apr-09	Sunny	Calm	11:48	Surface	1	21.1	21.1	7.6	7.6	36.5	36.5	88.5	87.7	6.5	6.4	6.4	6.2	6.4	7.4	3.0	3.0	3.8	
				Middle	6	21.1	21.1	7.9	7.8	35.9	35.8	85.1	85.1	6.3	6.3		6.3	8.1		8.1	3.0		3.5
				Bottom	11	21.2	21.2	7.7	7.9	33.5	35.1	83.8	84.3	6.2	6.2		6.2	7.9		7.6	5.0		5.0
10-Apr-09	Sunny	Calm	12:34	Surface	1	21.6	21.7	7.9	7.9	36.9	36.9	89.4	89.1	6.5	6.5	6.5	3.2	3.0	2.7	4.0	4.0	4.0	
				Middle	6	21.7	21.7	8.0	7.9	36.9	37.0	88.6	88.5	6.4	6.4		6.4	2.8		2.7	4.0		4.0
				Bottom	11	21.7	21.7	7.9	7.9	37.1	37.2	88.3	88.3	6.4	6.4		6.4	2.3		2.4	4.0		4.0
13-Apr-09	Fine	Calm	14:45	Surface	1	22.4	22.4	8.0	7.9	36.1	35.9	90.7	90.0	6.7	6.7	6.6	3.6	3.6	3.1	3.0	3.0	7.2	
				Middle	5	22.5	22.5	8.3	8.1	35.1	35.0	85.4	85.4	6.4	6.4		6.4	2.9		2.9	9.0		9.0
				Bottom	9	22.4	22.4	8.3	8.4	32.9	34.5	86.1	86.6	6.5	6.5		6.5	2.7		2.8	10.0		9.5
15-Apr-09	Sunny	Calm	16:31	Surface	1	21.3	21.6	7.8	8.0	37.2	37.0	99.3	99.4	7.3	7.3	7.1	1.7	1.8	2.3	3.0	3.0	2.7	
				Middle	6	22.3	22.3	8.2	8.0	36.3	36.3	93.9	93.3	6.8	6.8		6.8	2.3		2.4	<2.5		<2.5
				Bottom	11	22.4	22.4	7.9	8.0	36.3	36.3	90.6	90.4	6.5	6.5		6.5	2.7		2.8	<2.5		<2.5
17-Apr-09	Fine	Calm	16:53	Surface	1	22.1	22.1	8.1	8.2	37.0	36.6	90.5	90.0	6.4	6.4	6.4	4.1	4.1	2.9	3.0	3.0	3.3	
				Middle	6	22.1	22.1	7.9	8.1	35.5	35.7	88.8	89.1	6.3	6.4		6.4	3.3		3.4	4.0		4.0
				Bottom	11	22.3	22.4	8.0	8.1	36.8	36.8	89.7	90.1	6.3	6.4		6.4	1.3		1.3	3.0		3.0
20-Apr-09	Sunny	Calm	10:09	Surface	1	25.5	25.5	7.8	7.8	35.1	35.2	92.6	91.6	6.9	6.8	6.6	3.7	3.6	3.4	4.0	4.0	6.0	
				Middle	6	25.4	25.4	8.0	8.0	35.3	35.3	83.9	84.1	6.4	6.4		6.4	3.3		3.3	7.0		7.0
				Bottom	11	25.4	25.4	7.9	8.0	34.7	35.1	84.3	85.0	6.4	6.3		6.3	3.2		3.2	7.0		7.0
22-Apr-09	Fine	Calm	10:54	Surface	1	22.8	22.8	7.7	7.7	35.3	36.2	90.7	90.7	6.4	6.4	6.4	1.9	1.9	2.2	4.0	4.0	5.2	
				Middle	6	22.8	22.8	7.9	7.9	37.0	37.1	90.1	89.7	6.4	6.4		6.4	1.9		2.0	5.0		5.0
				Bottom	11	22.8	22.8	8.0	8.1	36.7	36.7	89.1	87.6	6.3	6.2		6.2	2.6		2.8	7.0		6.5

**Water Quality Monitoring Results at Intake B - Mid-Ebb Tide (without marine works but with silt curtain)**

Date	Weather Condition	Sea Condition**	Sampling Time	Depth (m)		Water Temperature (°C)		pH		Salinity ppt		DO Saturation (%)		Dissolved Oxygen (mg/L)			Turbidity(NTU)			Suspended Solids (mg/L)		
						Value	Average	Value	Average	Value	Average	Value	Average	Value	Average	DA*	Value	Average	DA*	Value	Average	DA*
24-Apr-09	Sunny	Calm	11:42	Surface	1	20.8 20.8	20.8	7.9 7.9	7.9	36.2 36.2	36.2	91.2 90.6	90.9	6.6 6.5	6.6	6.6	3.2 2.9	3.1	2.8	10.0 10.0	10.0	9.3
				Middle	6	20.8 20.8	20.8	8.1 7.9	8.0	36.2 36.3	36.3	90.4 90.2	90.3	6.5 6.5	6.5		2.8 2.6	2.7		9.0 9.0	9.0	
				Bottom	11	20.8 20.8	20.8	8.2 8.2	8.2	36.4 36.5	36.5	90.0 90.2	90.1	6.5 6.5	6.5		2.6 2.6	2.6		9.0 9.0	9.0	
27-Apr-09	Sunny	Calm	13:50	Surface	1	22.6 22.6	22.6	8.0 7.9	8.0	36.2 36.5	36.4	100.1 97.1	98.6	7.3 7.1	7.2	7.1	3.0 3.1	3.1	2.8	9.0 10.0	9.5	9.8
				Middle	6	22.6 22.5	22.6	7.9 8.0	8.0	37.0 33.7	35.4	95.5 95.7	95.6	6.9 7.1	7.0		2.8 2.8	2.8		11.0 11.0	11.0	
				Bottom	11	22.5 22.4	22.5	7.9 8.0	8.0	37.0 35.3	36.2	96.8 99.1	98.0	7.0 7.3	7.2		2.5 2.6	2.6		9.0 9.0	9.0	
29-Apr-09	Sunny	Calm	15:19	Surface	1	22.4 22.4	22.4	8.0 7.9	8.0	36.6 36.6	36.6	87.3 87.4	87.4	6.4 6.4	6.4	6.5	4.0 3.8	3.9	3.8	8.0 8.0	8.0	6.7
				Middle	6	22.3 22.3	22.3	7.7 7.9	7.8	34.2 36.7	35.5	87.6 87.6	87.6	6.5 6.4	6.5		3.2 2.9	3.1		6.0 6.0	6.0	
				Bottom	11	22.2 22.2	22.2	7.6 7.7	7.7	36.1 36.3	36.2	87.5 87.4	87.5	6.5 6.4	6.5		4.1 4.5	4.3		6.0 6.0	6.0	
1-May-09	Sunny	Moderate	16:49	Surface	1	22.9 22.9	22.9	7.6 7.5	7.6	36.3 36.6	36.5	94.9 94.7	94.8	7.4 7.4	7.4	7.2	3.3 3.6	3.5	2.6	9.0 9.0	9.0	9.3
				Middle	6	22.9 22.9	22.9	7.8 7.8	7.8	36.7 36.7	36.7	89.8 88.6	89.2	6.9 6.8	6.9		2.1 1.9	2.0		8.0 8.0	8.0	
				Bottom	11	22.8 22.9	22.9	7.7 7.9	7.8	36.1 37.2	36.7	88.1 88.3	88.2	6.8 6.8	6.8		2.3 2.1	2.2		11.0 11.0	11.0	
4-May-09	Sunny	Moderate	09:17	Surface	1	22.5 22.5	22.5	7.8 7.6	7.7	36.6 35.7	36.2	90.6 89.6	90.1	6.4 6.4	6.4	6.4	3.1 3.3	3.2	3.0	6.0 6.0	6.0	7.0
				Middle	6	22.6 22.6	22.6	8.0 8.0	8.0	35.2 35.5	35.4	88.9 89.4	89.2	6.4 6.4	6.4		3.0 3.0	3.0		4.0 4.0	4.0	
				Bottom	11	22.7 22.8	22.8	7.6 7.8	7.7	36.4 36.4	36.4	88.8 89.4	89.1	6.2 6.3	6.3		2.7 2.7	2.7		11.0 11.0	11.0	
6-May-09	Sunny	Moderate	10:34	Surface	1	26.0 26.0	26.0	7.9 8.0	8.0	36.9 36.9	36.9	90.6 88.4	89.5	6.6 6.4	6.5	6.3	2.4 2.4	2.4	3.1	7.0 8.0	7.5	8.8
				Middle	6	25.9 25.9	25.9	8.1 8.0	8.1	37.1 37.0	37.1	81.6 82.0	81.8	6.1 6.1	6.1		3.6 3.4	3.5		10.0 10.0	10.0	
				Bottom	11	25.9 25.9	25.9	8.0 8.1	8.1	36.5 37.1	36.8	84.8 84.8	84.8	6.2 6.2	6.2		3.2 3.3	3.3		9.0 9.0	9.0	
8-May-09	Sunny	Calm	11:40	Surface	1	23.4 23.4	23.4	7.9 7.7	7.8	36.3 36.5	36.4	92.2 92.1	92.2	6.5 6.5	6.5	6.5	4.7 4.9	4.8	4.7	9.0 10.0	9.5	10.2
				Middle	6	23.2 23.2	23.2	8.0 8.1	8.1	36.6 36.2	36.4	92.4 92.6	92.5	6.5 6.5	6.5		4.9 5.0	5.0		10.0 10.0	10.0	
				Bottom	11	23.2 23.2	23.2	7.8 8.0	7.9	36.2 36.1	36.2	89.8 89.8	89.8	6.2 6.2	6.2		4.2 4.1	4.2		11.0 11.0	11.0	
11-May-09	Sunny	Calm	14:22	Surface	1	25.4 25.4	25.4	7.9 7.8	7.9	34.6 34.6	34.6	100.4 96.8	98.6	7.0 6.8	6.9	6.8	3.0 3.1	3.1	2.9	5.0 5.0	5.0	7.8
				Middle	5.5	25.2 25.2	25.2	8.0 8.0	8.0	34.6 33.4	34.0	90.5 90.4	90.5	6.5 6.6	6.6		2.8 2.8	2.8		9.0 9.0	9.0	
				Bottom	10	25.2 25.2	25.2	8.1 8.2	8.2	33.9 34.4	34.2	90.4 91.3	90.9	6.6 6.6	6.6		2.8 2.9	2.9		9.0 10.0	9.5	
13-May-09	Sunny	Calm	14:20	Surface	1	24.3 24.4	24.4	8.2 7.6	7.9	33.3 33.3	33.3	108.2 104.4	106.3	7.4 7.1	7.3	6.9	1.9 1.9	1.9	2.2	4.0 5.0	4.5	6.8
				Middle	5.5	24.5 24.5	24.5	7.9 8.2	8.1	33.4 33.5	33.5	94.8 92.8	93.8	6.5 6.4	6.5		2.2 2.2	2.2		8.0 8.0	8.0	
				Bottom	10	24.5 24.5	24.5	7.8 7.8	7.8	33.8 33.5	33.7	93.9 93.2	93.6	6.5 6.5	6.5		2.6 2.6	2.6		8.0 8.0	8.0	
15-May-09	Sunny	Calm	16:58	Surface	1	27.5 27.5	27.5	7.7 7.8	7.8	36.9 36.9	36.9	91.4 91.4	91.4	6.8 6.8	6.8	6.8	2.7 2.8	2.8	3.1	5.0 5.0	5.0	4.8
				Middle	5	27.5 27.5	27.5	7.9 7.9	7.9	36.8 36.8	36.8	90.5 92.3	91.4	6.7 6.8	6.8		3.1 3.1	3.1		4.0 5.0	4.5	
				Bottom	9	27.4 27.4	27.4	7.8 8.0	7.9	36.8 36.8	36.8	91.1 91.1	91.1	6.8 6.8	6.8		3.3 3.3	3.3		5.0 5.0	5.0	

**Water Quality Monitoring Results at Intake B - Mid-Ebb Tide (without marine works but with silt curtain)**

Date	Weather Condition	Sea Condition**	Sampling Time	Depth (m)		Water Temperature (°C)		pH		Salinity ppt		DO Saturation (%)		Dissolved Oxygen (mg/L)			Turbidity(NTU)			Suspended Solids (mg/L)		
						Value	Average	Value	Average	Value	Average	Value	Average	Value	Average	DA*	Value	Average	DA*	Value	Average	DA*
18-May-09	Sunny	Moderate	08:44	Surface	1	25.6 25.5	25.6	7.7 7.9	7.8	32.8 32.8	32.8	96.7 97.6	97.2	6.4 6.4	6.4	6.7	1.2 1.2	1.2	1.5	6.0 6.0	6.0	6.3
				Middle	5	24.9 24.9	24.9	7.8 7.9	7.9	33.4 33.5	33.5	104.1 103.8	104.0	6.9 6.9	6.9		1.0 1.0	1.0		8.0 8.0	8.0	
				Bottom	9	24.6 24.6	24.6	8.0 8.0	8.0	33.8 33.9	33.9	96.2 94.2	95.2	6.3 6.1	6.2		2.2 2.2	2.2		5.0 5.0	5.0	
20-May-09	Fine	Calm	10:35	Surface	1	28.7 28.7	28.7	7.7 8.3	8.0	36.8 36.8	36.8	98.5 97.6	98.1	6.6 6.6	6.6	6.5	6.4 6.6	6.5	7.3	6.0 7.0	6.5	7.2
				Middle	6	28.2 28.2	28.2	8.3 8.6	8.5	37.2 37.2	37.2	95.1 95.1	95.1	6.4 6.4	6.4		7.6 7.6	7.6		7.0 7.0	7.0	
				Bottom	11	28.2 28.2	28.2	8.2 8.5	8.4	37.3 37.3	37.3	93.8 94.0	93.9	6.3 6.4	6.4		7.7 7.6	7.7		8.0 8.0	8.0	
22-May-09	Cloudy	Calm	10:48	Surface	1	26.4 26.4	26.4	7.6 7.6	7.6	30.1 30.2	30.2	112.0 108.9	110.5	7.5 7.3	7.4	7.2	1.0 1.1	1.1	1.3	6.0 6.0	6.0	6.8
				Middle	5	26.3 26.3	26.3	7.8 7.7	7.8	30.3 30.3	30.3	103.3 103.2	103.3	6.9 6.9	6.9		1.3 1.4	1.4		5.0 6.0	5.5	
				Bottom	9	26.1 26.1	26.1	7.9 8.1	8.0	30.7 30.7	30.7	98.1 98.1	98.1	6.5 6.5	6.5		1.5 1.5	1.5		9.0 9.0	9.0	
25-May-09	Rainy	Moderate	13:31	Surface	1	21.2 21.2	21.2	8.0 8.1	8.1	34.8 33.2	34.0	88.3 88.3	88.3	6.4 6.3	6.4	6.4	2.6 2.7	2.7	2.5	8.0 9.0	8.5	7.8
				Middle	6	21.2 21.2	21.2	8.0 8.0	8.0	33.9 35.0	34.5	88.6 88.6	88.6	6.4 6.4	6.4		2.9 2.5	2.7		6.0 7.0	6.5	
				Bottom	11	21.2 21.2	21.2	7.7 7.9	7.8	34.9 34.4	34.7	87.3 87.1	87.2	6.2 6.2	6.2		2.1 1.9	2.0		8.0 9.0	8.5	
27-May-09	Cloudy	Calm	14:21	Surface	1	24.5 24.5	24.5	7.9 7.8	7.9	35.8 35.9	35.9	87.4 87.5	87.5	6.4 6.4	6.4	6.4	2.8 2.9	2.9	3.1	4.0 4.0	4.0	6.2
				Middle	5.5	24.2 24.2	24.2	7.9 7.9	7.9	36.3 36.1	36.2	86.6 86.6	86.6	6.4 6.4	6.4		2.7 2.6	2.7		4.0 5.0	4.5	
				Bottom	10	24.1 24.1	24.1	7.9 8.0	8.0	36.1 36.1	36.1	86.1 86.1	86.1	6.3 6.3	6.3		3.4 3.9	3.7		10.0 10.0	10.0	
29-May-09	Cloudy	Moderate	16:47	Surface	1	22.8 23.1	23.0	7.9 7.7	7.8	35.2 36.4	35.8	97.8 97.9	97.9	7.2 7.1	7.2	6.9	3.0 2.9	3.0	3.2	4.0 4.0	4.0	5.7
				Middle	5.5	23.3 23.3	23.3	7.9 8.0	8.0	36.5 35.7	36.1	90.3 89.9	90.1	6.5 6.5	6.5		3.3 3.3	3.3		6.0 6.0	6.0	
				Bottom	10	23.2 23.2	23.2	7.9 7.8	7.9	36.1 35.9	36.0	87.4 87.1	87.3	6.3 6.3	6.3		3.4 3.3	3.4		7.0 7.0	7.0	
1-Jun-09	Sunny	Calm	09:11	Surface	1	25.0 25.0	25.0	7.8 8.0	7.9	35.9 36.0	36.0	86.9 86.9	86.9	6.4 6.4	6.4	6.4	2.3 2.3	2.3	2.6	15.0 14.0	14.5	10.8
				Middle	6	24.5 24.5	24.5	8.1 7.9	8.0	36.0 36.0	36.0	85.0 85.0	85.0	6.3 6.3	6.3		2.3 2.2	2.3		13.0 13.0	13.0	
				Bottom	11	24.3 24.3	24.3	7.9 8.0	8.0	36.1 36.1	36.1	84.3 84.3	84.3	6.2 6.2	6.2		3.0 3.3	3.2		5.0 5.0	5.0	
3-Jun-09	Cloudy	Calm	10:38	Surface	1	23.4 24.0	23.7	7.8 7.7	7.8	37.3 36.8	37.1	106.8 107.0	106.9	8.1 8.1	8.1	7.7	1.2 1.4	1.3	1.9	7.0 8.0	7.5	9.8
				Middle	6	24.4 24.5	24.5	7.9 7.9	7.9	37.0 37.0	37.0	96.3 95.2	95.8	7.2 7.1	7.2		1.9 1.9	1.9		10.0 10.0	10.0	
				Bottom	11	24.5 24.5	24.5	7.8 7.9	7.9	37.0 37.0	37.0	89.4 89.0	89.2	6.7 6.7	6.7		2.4 2.4	2.4		12.0 12.0	12.0	
5-Jun-09	Sunny	Calm	11:49	Surface	1	30.3 30.3	30.3	7.6 8.2	7.9	35.3 35.3	35.3	101.1 100.2	100.7	7.0 7.0	7.0	6.9	4.7 5.3	5.0	5.6	10.0 10.0	10.0	9.2
				Middle	6	29.8 29.8	29.8	8.3 8.5	8.4	35.8 35.8	35.8	97.7 97.7	97.7	6.8 6.8	6.8		5.9 5.9	5.9		7.0 8.0	7.5	
				Bottom	11	29.8 29.8	29.8	8.1 8.4	8.3	35.8 35.8	35.8	96.4 96.6	96.5	6.7 6.7	6.7		6.0 5.9	6.0		10.0 10.0	10.0	
8-Jun-09	Cloudy	Moderate	12:40	Surface	1	26.5 26.4	26.5	7.7 7.8	7.8	36.0 36.1	36.1	87.8 87.5	87.7	6.6 6.5	6.6	6.5	4.3 4.4	4.4	3.7	4.0 4.0	4.0	7.0
				Middle	5.5	26.4 26.4	26.4	7.9 7.9	7.9	32.7 32.4	32.6	86.8 86.8	86.8	6.4 6.4	6.4		3.4 3.3	3.4		6.0 7.0	6.5	
				Bottom	10	26.3 26.3	26.3	8.0 8.1	8.1	35.3 35.7	35.5	84.6 84.9	84.8	6.2 6.3	6.3		3.4 3.2	3.3		10.0 11.0	10.5	

### Water Quality Monitoring Results at Intake B - Mid-Ebb Tide (without marine works but with silt curtain)

Date	Weather Condition	Sea Condition**	Sampling Time	Depth (m)		Water Temperature (°C)		pH		Salinity ppt		DO Saturation (%)		Dissolved Oxygen (mg/L)			Turbidity(NTU)			Suspended Solids (mg/L)		
						Value	Average	Value	Average	Value	Average	Value	Average	Value	Average	DA*	Value	Average	DA*	Value	Average	DA*
10-Jun-09	Cloudy	Calm	13:58	Surface	1	28.8 28.8	28.8	7.7 7.8	7.8	31.9 31.9	31.9	92.8 92.8	92.8	6.6 6.6	6.6	6.4	4.9 4.5	4.7	5.1	5.0 5.0	5.0	7.2
				Middle	6	28.7 28.7	28.7	8.0 7.9	8.0	32.2 32.2	32.2	87.4 87.0	87.2	6.2 6.2	6.2		4.4 4.5	4.5		9.0 9.0	9.0	
				Bottom	11	28.6 28.6	28.6	7.9 7.9	7.9	32.9 32.8	32.9	86.4 85.3	85.9	6.2 6.1	6.2		5.6 6.8	6.2		7.0 8.0	7.5	
12-Jun-09	Cloudy	Calm	15:22	Surface	1	24.5 25.1	24.8	7.9 8.1	8.0	36.5 36.0	36.3	107.7 107.9	107.8	8.2 8.1	8.2	7.8	2.5 2.6	2.6	3.0	4.0 4.0	4.0	3.7
				Middle	5.5	25.6 25.6	25.6	8.1 8.2	8.2	36.2 36.2	36.2	97.3 96.2	96.8	7.3 7.2	7.3		3.0 3.0	3.0		4.0 4.0	4.0	
				Bottom	10	25.6 25.6	25.6	8.0 8.2	8.1	36.2 36.1	36.2	90.5 90.1	90.3	6.8 6.8	6.8		3.4 3.4	3.4		3.0 3.0	3.0	
15-Jun-09	Cloudy	Calm	16:32	Surface	1	26.4 26.4	26.4	7.4 7.4	7.4	34.8 34.7	34.8	91.5 91.5	91.5	6.5 6.5	6.5	6.5	2.7 2.7	2.7	2.5	9.0 9.0	9.0	11.0
				Middle	6	26.4 26.4	26.4	7.4 7.5	7.5	33.9 34.8	34.4	91.3 91.3	91.3	6.5 6.5	6.5		2.7 2.3	2.5		11.0 11.0	11.0	
				Bottom	11	26.4 26.4	26.4	7.4 7.6	7.5	31.1 32.9	32.0	91.0 90.8	90.9	6.5 6.5	6.5		2.3 2.2	2.3		13.0 13.0	13.0	
17-Jun-09	Sunny	Calm	08:32	Surface	1	28.3 28.3	28.3	7.8 7.9	7.9	37.9 37.9	37.9	93.7 92.9	93.3	6.9 6.8	6.9	6.8	4.1 4.1	4.1	3.8	5.0 5.0	5.0	9.2
				Middle	6	28.3 28.2	28.3	7.8 7.8	7.8	37.2 37.8	37.5	90.6 90.3	90.5	6.7 6.6	6.7		3.7 3.6	3.7		16.0 16.0	16.0	
				Bottom	11	28.2 28.2	28.2	7.8 7.9	7.9	34.8 38.3	36.6	89.9 89.8	89.9	6.6 6.6	6.6		3.6 3.3	3.5		6.0 7.0	6.5	
19-Jun-09	Cloudy	Calm	09:48	Surface	1	28.3 28.2	28.3	7.7 7.7	7.7	38.0 37.6	37.8	95.6 94.8	95.2	6.6 6.5	6.6	6.6	4.1 3.9	4.0	3.6	9.0 9.0	9.0	7.2
				Middle	6	28.2 28.2	28.2	7.8 8.0	7.9	37.6 37.6	37.6	94.3 94.1	94.2	6.6 6.6	6.6		3.6 3.4	3.5		8.0 8.0	8.0	
				Bottom	11	28.0 28.0	28.0	7.8 7.9	7.9	37.5 37.2	37.4	93.1 93.1	93.1	6.5 6.5	6.5		3.2 3.4	3.3		4.0 5.0	4.5	
22-Jun-09	Cloudy	Calm	12:02	Surface	1	28.0 28.0	28.0	7.7 7.7	7.7	33.9 34.0	34.0	85.9 85.6	85.8	6.5 6.4	6.5	6.4	3.9 3.4	3.7	3.5	10.0 10.0	10.0	9.5
				Middle	6	27.9 27.9	27.9	8.0 7.9	8.0	34.4 34.7	34.6	84.9 84.9	84.9	6.3 6.3	6.3		3.5 3.2	3.4		11.0 11.0	11.0	
				Bottom	11	27.9 27.9	27.9	7.9 8.1	8.0	33.5 34.1	33.8	85.7 86.0	85.9	6.4 6.5	6.5		3.2 3.3	3.3		7.0 8.0	7.5	
24-Jun-09	Cloudy	Calm	13:56	Surface	1	29.1 29.0	29.1	7.5 7.4	7.5	37.0 36.3	36.7	94.5 92.4	93.5	7.1 6.9	7.0	6.8	3.2 3.6	3.4	2.9	5.0 5.0	5.0	6.2
				Middle	6	29.1 29.0	29.1	7.5 7.7	7.6	35.8 35.4	35.6	85.8 86.2	86.0	6.6 6.6	6.6		3.1 2.8	3.0		7.0 7.0	7.0	
				Bottom	11	29.0 29.0	29.0	7.5 7.6	7.6	33.5 36.1	34.8	88.9 88.9	88.9	6.7 6.6	6.7		2.1 2.3	2.2		6.0 7.0	6.5	

Remarks: The reporting limit for laboratory analysis of suspended solids is 2.5 mg/L. For the results below the reporting limit, the SS level will be taken as 2.5 mg/L.

\* DA: Depth-Averaged

\*\* Calm: Small or no wave; Moderate: Between calm and rough; Rough : White capped or rougher

### Water Quality Monitoring Results at Intake B - Mid-Flood Tide (without marine works but with silt curtain)

Date	Weather Condition	Sea Condition**	Sampling Time	Depth (m)		Water Temperature (°C)		pH		Salinity ppt		DO Saturation (%)		Dissolved Oxygen (mg/L)			Turbidity(NTU)			Suspended Solids (mg/L)		
						Value	Average	Value	Average	Value	Average	Value	Average	Value	Average	DA*	Value	Average	DA*	Value	Average	DA*
2-Feb-09	Sunny	Calm	11:09	Surface	1	17.5 17.6	17.6	7.6 7.7	7.7	34.0 34.1	34.1	98.1 98.7	98.4	7.1 7.1	7.1	7.2	2.3 2.3	2.3	2.7	8.0 8.0	8.0	8.0
				Middle	6	17.3 17.3	17.3	7.7 7.7	7.7	34.1 34.2	34.2	97.3 99.2	98.3	7.0 7.3	7.2		2.5 2.5	2.5		7.0 7.0	7.0	
				Bottom	11	17.4 17.5	17.5	8.1 8.1	8.1	34.2 34.0	34.1	104.7 104.6	104.7	7.8 7.7	7.8		2.9 3.4	3.2		9.0 9.0	9.0	
4-Feb-09	Sunny	Calm	13:19	Surface	1	16.6 16.7	16.7	7.7 7.7	7.7	32.2 32.2	32.2	100.6 100.6	100.6	7.1 7.1	7.1	6.6	2.0 2.1	2.1	2.5	9.0 9.0	9.0	11.0
				Middle	6	17.0 17.0	17.0	7.8 8.0	7.9	32.1 32.0	32.1	85.7 85.7	85.7	6.1 6.1	6.1		2.6 2.7	2.7		9.0 9.0	9.0	
				Bottom	11	17.0 17.0	17.0	7.9 8.1	8.0	31.9 30.8	31.4	86.3 85.5	85.9	6.2 6.1	6.2		2.6 2.6	2.6		15.0 15.0	15.0	
6-Feb-09	Sunny	Calm	10:37	Surface	1	17.6 17.6	17.6	8.2 8.3	8.3	34.2 34.2	34.2	95.5 95.3	95.4	7.0 7.0	7.0	7.0	1.5 1.4	1.5	1.7	5.0 5.0	5.0	5.5
				Middle	6	17.4 17.4	17.4	8.4 8.6	8.5	34.2 34.2	34.2	94.2 94.0	94.1	6.9 6.9	6.9		1.8 1.7	1.8		5.0 6.0	5.5	
				Bottom	11	17.3 17.3	17.3	8.1 8.0	8.1	34.3 34.3	34.3	91.2 91.0	91.1	6.7 6.7	6.7		1.7 1.7	1.7		6.0 6.0	6.0	
9-Feb-09	Sunny	Calm	08:38	Surface	1	18.4 18.5	18.5	8.3 8.1	8.2	33.8 33.8	33.8	90.9 92.1	91.5	6.5 6.6	6.6	6.6	1.6 1.6	1.6	2.3	8.0 8.0	8.0	8.5
				Middle	6	18.0 18.0	18.0	8.0 7.7	7.9	34.1 34.1	34.1	91.9 91.4	91.7	6.6 6.6	6.6		2.3 2.3	2.3		6.0 7.0	6.5	
				Bottom	11	18.1 18.1	18.1	7.7 7.6	7.7	34.2 34.2	34.2	89.4 89.2	89.3	6.4 6.4	6.4		2.8 2.9	2.9		11.0 11.0	11.0	
11-Feb-09	Sunny	Calm	09:47	Surface	1	19.6 19.6	19.6	8.1 8.0	8.1	34.9 34.9	34.9	103.6 103.6	103.6	7.3 7.3	7.3	6.8	2.4 2.5	2.5	2.9	4.0 4.0	4.0	4.0
				Middle	6	19.6 19.6	19.6	7.9 7.7	7.8	34.8 34.7	34.8	88.7 88.7	88.7	6.3 6.3	6.3		3.0 3.1	3.1		4.0 4.0	4.0	
				Bottom	11	19.2 19.3	19.3	7.7 7.6	7.7	34.6 33.5	34.1	88.3 88.5	88.4	6.3 6.3	6.3		3.0 3.0	3.0		4.0 4.0	4.0	
13-Feb-09	Fine	Calm	09:49	Surface	1	18.1 18.1	18.1	8.5 8.2	8.4	34.6 34.6	34.6	96.0 95.7	95.9	6.8 6.7	6.8	6.5	3.2 3.2	3.2	3.0	7.0 8.0	7.5	7.0
				Middle	6	17.7 17.8	17.8	8.1 7.7	7.9	34.7 34.7	34.7	90.1 90.6	90.4	6.2 6.2	6.2		2.9 3.0	3.0		6.0 7.0	6.5	
				Bottom	11	17.8 17.7	17.8	7.8 7.7	7.8	34.9 34.9	34.9	88.2 87.7	88.0	6.2 6.2	6.2		2.9 2.9	2.9		7.0 7.0	7.0	
16-Feb-09	Fine	Calm	10:56	Surface	1	21.4 21.5	21.5	7.0 7.4	7.2	32.3 32.5	32.4	99.1 99.5	99.3	6.9 7.0	7.0	7.0	3.9 4.5	4.2	4.5	11.0 11.0	11.0	9.7
				Middle	6	20.0 19.9	20.0	7.2 7.0	7.1	32.5 32.6	32.6	98.5 97.4	98.0	6.9 6.8	6.9		4.1 4.4	4.3		9.0 9.0	9.0	
				Bottom	11	19.1 19.1	19.1	7.9 7.9	7.9	32.7 32.8	32.8	95.6 94.7	95.2	6.7 6.7	6.7		5.1 5.0	5.1		9.0 9.0	9.0	
18-Feb-09	Fine	Calm	09:28	Surface	1	19.8 19.8	19.8	8.0 8.1	8.1	35.8 35.8	35.8	89.7 89.7	89.7	6.6 6.6	6.6	6.7	2.7 2.8	2.8	3.2	12.0 12.0	12.0	9.2
				Middle	5	19.8 19.8	19.8	7.8 8.0	7.9	35.7 35.7	35.7	88.8 90.5	89.7	6.6 6.7	6.7		3.3 3.4	3.4		7.0 8.0	7.5	
				Bottom	9	19.8 19.8	19.8	8.1 7.8	8.0	35.7 35.7	35.7	89.4 89.4	89.4	6.6 6.6	6.6		3.3 3.3	3.3		8.0 8.0	8.0	
20-Feb-09	Fine	Calm	11:15	Surface	1	19.8 19.8	19.8	7.6 7.5	7.6	35.8 35.8	35.8	109.0 109.0	109.0	7.5 7.5	7.5	7.0	1.8 1.8	1.8	2.2	12.0 12.0	12.0	9.2
				Middle	5	19.6 19.6	19.6	7.4 7.4	7.4	35.7 35.7	35.7	94.1 94.1	94.1	6.5 6.5	6.5		2.1 2.3	2.2		7.0 8.0	7.5	
				Bottom	9	19.3 19.3	19.3	7.4 7.6	7.5	35.6 35.6	35.6	93.7 93.9	93.8	6.5 6.5	6.5		2.5 2.5	2.5		8.0 8.0	8.0	
23-Feb-09	Sunny	Calm	09:05	Surface	1	20.5 20.5	20.5	8.2 8.2	8.2	35.8 35.8	35.8	101.8 101.3	101.6	7.4 7.4	7.4	7.4	2.4 2.5	2.5	3.0	14.0 14.0	14.0	10.7
				Middle	6	19.9 19.9	19.9	8.2 7.9	8.1	35.8 35.8	35.8	99.4 99.2	99.3	7.3 7.3	7.3		3.0 3.1	3.1		9.0 9.0	9.0	
				Bottom	11	19.6 19.6	19.6	7.9 8.2	8.1	35.7 35.7	35.7	97.7 97.7	97.7	7.2 7.2	7.2		3.3 3.3	3.3		9.0 9.0	9.0	



### Water Quality Monitoring Results at Intake B - Mid-Flood Tide (without marine works but with silt curtain)

Date	Weather Condition	Sea Condition**	Sampling Time	Depth (m)		Water Temperature (°C)		pH		Salinity ppt		DO Saturation (%)		Dissolved Oxygen (mg/L)			Turbidity(NTU)			Suspended Solids (mg/L)		
						Value	Average	Value	Average	Value	Average	Value	Average	Value	Average	DA*	Value	Average	DA*	Value	Average	DA*
25-Feb-09	Sunny	Calm	09:22	Surface	1	21.1 21.2	21.2	8.0 7.9	8.0	35.1 35.1	35.1	108.1 108.1	108.1	7.3 7.3	7.3	6.8	2.4 2.5	2.5	2.8	4.0 5.0	4.5	7.7
				Middle	6	21.4 21.4	21.4	7.9 7.7	7.8	35.0 35.0	35.0	92.5 92.5	92.5	6.2 6.2	6.2		2.9 3.0	3.0		11.0 11.0	11.0	
				Bottom	11	21.4 21.4	21.4	7.9 7.9	7.9	34.8 33.7	34.3	92.0 92.2	92.1	6.2 6.2	6.2		2.9 2.9	2.9		7.0 8.0	7.5	
27-Feb-09	Sunny	Calm	08:55	Surface	1	19.5 19.5	19.5	7.9 7.8	7.9	34.0 34.0	34.0	96.7 96.2	96.5	7.1 7.0	7.1	7.1	2.7 2.8	2.8	3.3	8.0 8.0	8.0	6.5
				Middle	6	18.9 18.9	18.9	7.8 7.9	7.9	34.0 34.0	34.0	94.4 94.2	94.3	6.9 7.0	7.0		3.3 3.4	3.4		6.0 6.0	6.0	
				Bottom	11	18.7 18.7	18.7	7.8 7.8	7.8	33.9 33.9	33.9	92.8 92.8	92.8	6.9 6.9	6.9		3.6 3.6	3.6		5.0 6.0	5.5	
2-Mar-09	Fine	Moderate	09:33	Surface	1	18.4 18.4	18.4	8.3 8.2	8.3	34.3 34.3	34.3	103.8 103.3	103.6	7.6 7.6	7.6	7.6	2.2 2.3	2.3	2.8	8.0 8.0	8.0	10.0
				Middle	6	17.9 17.9	17.9	8.2 8.1	8.2	34.3 34.3	34.3	101.3 101.1	101.2	7.5 7.5	7.5		2.8 2.9	2.9		10.0 10.0	10.0	
				Bottom	11	17.7 17.7	17.7	8.0 8.0	8.0	34.2 34.3	34.3	99.6 99.6	99.6	7.4 7.4	7.4		3.1 3.1	3.1		12.0 12.0	12.0	
4-Mar-09	Cloudy	Moderate	11:03	Surface	1	20.1 20.1	20.1	8.2 8.0	8.1	36.2 36.2	36.2	119.9 115.9	117.9	8.7 8.4	8.6	8.3	3.4 2.9	3.2	5.4	8.0 8.0	8.0	6.8
				Middle	5.5	20.1 20.1	20.1	8.0 7.8	7.9	36.4 36.3	36.4	110.4 109.8	110.1	8.0 7.9	8.0		5.4 5.6	5.5		5.0 6.0	5.5	
				Bottom	10	20.1 20.1	20.1	7.8 7.9	7.9	36.4 36.4	36.4	107.3 107.1	107.2	7.7 7.7	7.7		7.7 7.5	7.6		7.0 7.0	7.0	
9-Mar-09	Cloudy	Moderate	18:16	Surface	1	19.1 19.1	19.1	8.2 8.0	8.1	36.1 36.1	36.1	97.5 97.5	97.5	7.3 7.3	7.3	7.3	2.3 2.3	2.3	2.3	5.0 6.0	5.5	6.8
				Middle	6	19.1 19.1	19.1	7.9 8.2	8.1	36.0 36.0	36.0	97.6 97.4	97.5	7.3 7.3	7.3		2.1 2.2	2.2		7.0 7.0	7.0	
				Bottom	11	19.1 19.1	19.1	8.0 8.1	8.1	36.0 36.0	36.0	96.8 96.6	96.7	7.2 7.2	7.2		2.3 2.4	2.4		8.0 8.0	8.0	
11-Mar-09	Fine	Calm	17:30	Surface	1	19.6 19.7	19.7	8.3 8.1	8.2	36.2 36.1	36.2	106.8 106.8	106.8	7.5 7.5	7.5	7.0	1.9 2.0	2.0	2.4	6.0 7.0	6.5	6.5
				Middle	6	20.0 20.0	20.0	8.0 7.6	7.8	36.0 36.0	36.0	92.6 92.6	92.6	6.5 6.5	6.5		2.5 2.6	2.6		7.0 7.0	7.0	
				Bottom	11	20.0 20.0	20.0	7.7 7.7	7.7	35.8 34.6	35.2	92.3 92.5	92.4	6.5 6.5	6.5		2.5 2.5	2.5		6.0 6.0	6.0	
13-Mar-09	Fine	Calm	09:01	Surface	1	19.0 19.1	19.1	8.0 8.0	8.0	36.4 36.3	36.4	108.6 108.6	108.6	7.6 7.6	7.6	7.1	1.9 2.0	2.0	2.3	8.0 8.0	8.0	9.3
				Middle	6	19.3 19.3	19.3	8.2 8.1	8.2	36.2 36.2	36.2	93.0 93.0	93.0	6.5 6.5	6.5		2.4 2.5	2.5		11.0 11.0	11.0	
				Bottom	11	19.3 19.3	19.3	7.9 8.4	8.2	36.1 35.0	35.6	92.5 92.7	92.6	6.5 6.5	6.5		2.4 2.4	2.4		9.0 9.0	9.0	
16-Mar-09	Sunny	Calm	08:40	Surface	1	19.8 19.8	19.8	7.8 7.7	7.8	35.7 35.8	35.8	98.1 96.9	97.5	6.9 6.8	6.9	6.9	2.9 2.9	2.9	3.5	7.0 7.0	7.0	6.8
				Middle	5.5	19.6 19.6	19.6	8.3 8.3	8.3	35.8 35.8	35.8	95.7 95.2	95.5	6.8 6.8	6.8		3.4 3.6	3.5		5.0 6.0	5.5	
				Bottom	10	19.5 19.5	19.5	7.6 8.1	7.9	35.8 35.8	35.8	93.9 93.6	93.8	6.7 6.6	6.7		4.2 4.2	4.2		8.0 8.0	8.0	
20-Mar-09	Sunny	Calm	09:28	Surface	1	25.0 25.0	25.0	7.8 7.7	7.8	32.7 32.7	32.7	109.4 109.6	109.5	7.6 7.6	7.6	7.1	3.8 3.9	3.9	3.5	9.0 9.0	9.0	7.8
				Middle	6	24.9 24.9	24.9	7.9 8.2	8.1	33.6 33.6	33.6	94.6 94.6	94.6	6.6 6.6	6.6		3.4 3.2	3.3		9.0 9.0	9.0	
				Bottom	11	24.9 24.9	24.9	7.7 8.4	8.1	36.1 36.1	36.1	85.8 85.2	85.5	6.1 6.1	6.1		3.1 3.2	3.2		5.0 6.0	5.5	
23-Mar-09	Cloudy	Calm	16:09	Surface	1	21.3 21.2	21.3	7.7 7.6	7.7	35.5 35.5	35.5	103.6 103.5	103.6	7.5 7.5	7.5	7.4	1.3 1.3	1.3	2.1	4.0 4.0	4.0	5.0
				Middle	6	20.9 20.9	20.9	7.5 8.2	7.9	36.7 36.7	36.7	101.8 101.8	101.8	7.3 7.3	7.3		2.5 2.8	2.7		5.0 5.0	5.0	
				Bottom	11	20.7 20.7	20.7	7.9 8.2	8.1	36.9 36.9	36.9	100.6 100.0	100.3	7.3 7.2	7.3		2.1 2.2	2.2		6.0 6.0	6.0	

### Water Quality Monitoring Results at Intake B - Mid-Flood Tide (without marine works but with silt curtain)

Date	Weather Condition	Sea Condition**	Sampling Time	Depth (m)		Water Temperature (°C)		pH		Salinity ppt		DO Saturation (%)		Dissolved Oxygen (mg/L)			Turbidity(NTU)			Suspended Solids (mg/L)		
						Value	Average	Value	Average	Value	Average	Value	Average	Value	Average	DA*	Value	Average	DA*	Value	Average	DA*
25-Mar-09	Cloudy	Moderate	16:31	Surface	1	20.8 20.8	20.8	8.2 8.3	8.3	35.9 36.4	36.2	92.6 90.2	91.4	6.7 6.5	6.6	6.6	2.1 2.1	2.1	2.6	7.0 8.0	7.5	7.2
				Middle	5	20.8 20.8	20.8	8.2 8.3	8.3	36.8 36.7	36.8	89.5 89.6	89.6	6.5 6.5	6.5		2.7 2.7	2.7		7.0 7.0	7.0	
				Bottom	9	20.8 20.8	20.8	8.1 8.0	8.1	36.9 36.9	36.9	90.7 90.8	90.8	6.5 6.5	6.5		3.0 3.1	3.1		7.0 7.0	7.0	
27-Mar-09	Cloudy	Moderate	16:56	Surface	1	21.8 21.8	21.8	7.8 7.7	7.8	35.3 35.3	35.3	100.0 99.9	100.0	7.0 7.0	7.0	7.0	1.6 1.6	1.6	2.4	3.0 3.0	3.0	6.3
				Middle	6	21.4 21.4	21.4	7.7 8.3	8.0	36.4 36.4	36.4	98.2 98.2	98.2	6.9 6.9	6.9		2.4 2.5	2.5		8.0 8.0	8.0	
				Bottom	11	21.3 21.3	21.3	8.1 8.4	8.3	36.7 36.7	36.7	97.0 96.4	96.7	6.8 6.7	6.8		2.8 3.1	3.0		8.0 8.0	8.0	
30-Mar-09	Cloudy	Moderate	08:42	Surface	1	20.7 20.7	20.7	7.9 7.8	7.9	36.4 35.5	36.0	86.3 86.3	86.3	6.5 6.5	6.5	6.4	5.0 4.2	4.6	3.4	11.0 11.0	11.0	10.0
				Middle	6	20.8 20.7	20.8	8.0 8.3	8.2	35.3 35.5	35.4	85.8 85.8	85.8	6.2 6.2	6.2		2.7 2.7	2.7		10.0 10.0	10.0	
				Bottom	11	20.9 20.9	20.9	7.7 8.4	8.1	36.6 36.7	36.7	85.8 85.1	85.5	6.3 6.2	6.3		3.1 2.8	3.0		9.0 9.0	9.0	
1-Apr-09	Sunny	Calm	08:49	Surface	1	22.1 22.1	22.1	7.5 7.5	7.5	36.2 36.5	36.4	108.7 108.9	108.8	7.4 7.4	7.4	6.9	2.9 3.5	3.2	3.5	11.0 11.0	11.0	8.2
				Middle	6	20.9 20.9	20.9	8.4 8.0	8.2	35.8 36.0	35.9	93.9 93.9	93.9	6.4 6.4	6.4		3.1 3.4	3.3		7.0 7.0	7.0	
				Bottom	11	20.6 20.7	20.7	7.7 8.2	8.0	36.0 36.1	36.1	88.1 87.5	87.8	6.2 6.2	6.2		4.1 4.0	4.1		6.0 7.0	6.5	
3-Apr-09	Fine	Calm	10:26	Surface	1	20.9 20.9	20.9	7.7 7.8	7.8	37.0 37.0	37.0	89.7 88.9	89.3	6.5 6.4	6.5	6.5	3.8 3.5	3.7	2.9	14.0 14.0	14.0	11.0
				Middle	6	20.9 20.9	20.9	7.9 7.9	7.9	36.7 37.0	36.9	89.1 88.7	88.9	6.5 6.4	6.5		2.5 2.4	2.5		8.0 8.0	8.0	
				Bottom	11	20.9 20.9	20.9	7.8 8.0	7.9	37.1 37.1	37.1	87.5 87.2	87.4	6.3 6.3	6.3		2.5 2.7	2.6		11.0 11.0	11.0	
6-Apr-09	Cloudy	Calm	16:04	Surface	1	21.1 21.1	21.1	8.0 7.9	8.0	35.2 36.6	35.9	89.9 88.1	89.0	6.6 6.4	6.5	6.4	2.3 2.6	2.5	3.7	6.0 6.0	6.0	5.7
				Middle	6	21.0 21.0	21.0	7.9 7.8	7.9	36.3 36.2	36.3	86.8 86.6	86.7	6.3 6.3	6.3		3.5 3.9	3.7		5.0 5.0	5.0	
				Bottom	11	20.9 20.9	20.9	7.7 7.8	7.8	35.8 35.5	35.7	86.1 86.1	86.1	6.3 6.3	6.3		4.6 4.9	4.8		6.0 6.0	6.0	
8-Apr-09	Fine	Calm	17:18	Surface	1	21.2 21.2	21.2	7.8 7.8	7.8	36.4 36.5	36.5	90.2 90.1	90.2	6.5 6.5	6.5	6.5	3.3 3.2	3.3	4.6	5.0 5.0	5.0	5.5
				Middle	6	21.1 21.1	21.1	8.1 8.2	8.2	32.9 33.1	33.0	90.1 90.1	90.1	6.5 6.5	6.5		4.3 4.6	4.5		6.0 7.0	6.5	
				Bottom	11	21.1 21.1	21.1	7.6 7.9	7.8	36.2 36.7	36.5	88.9 88.9	88.9	6.4 6.4	6.4		5.8 5.9	5.9		5.0 5.0	5.0	
10-Apr-09	Sunny	Calm	17:48	Surface	1	21.7 21.7	21.7	8.1 8.0	8.1	36.9 36.9	36.9	89.1 88.9	89.0	6.5 6.5	6.5	6.5	3.4 3.2	3.3	3.0	4.0 4.0	4.0	4.5
				Middle	6	21.7 21.7	21.7	7.9 7.8	7.9	36.9 36.9	36.9	90.0 88.2	89.1	6.5 6.4	6.5		3.7 3.1	3.4		3.0 4.0	3.5	
				Bottom	11	21.7 21.7	21.7	7.8 7.7	7.8	36.2 36.2	36.2	87.9 87.9	87.9	6.4 6.4	6.4		2.4 2.4	2.4		6.0 6.0	6.0	
13-Apr-09	Fine	Calm	08:39	Surface	1	22.4 22.4	22.4	8.7 8.5	8.6	35.5 35.6	35.6	92.5 90.3	91.4	6.8 6.7	6.8	6.6	3.1 3.4	3.3	3.7	7.0 7.0	7.0	7.5
				Middle	4.5	22.3 22.3	22.3	8.5 8.0	8.3	32.2 32.3	32.3	83.7 84.1	83.9	6.3 6.4	6.4		4.1 4.1	4.1		7.0 8.0	7.5	
				Bottom	8	22.3 22.3	22.3	8.0 8.0	8.0	35.4 36.3	35.9	86.8 86.8	86.8	6.5 6.4	6.5		3.8 3.6	3.7		8.0 8.0	8.0	
15-Apr-09	Sunny	Calm	08:47	Surface	1	22.4 22.4	22.4	8.3 8.1	8.2	36.2 36.2	36.2	89.4 89.4	89.4	6.4 6.4	6.4	6.4	2.5 2.5	2.5	2.5	<2.5 <2.5	<2.5	3.0
				Middle	6	22.4 22.4	22.4	8.0 7.7	7.9	36.1 36.1	36.1	89.5 89.3	89.4	6.4 6.4	6.4		2.3 2.4	2.4		<2.5 <2.5	<2.5	
				Bottom	11	22.4 22.4	22.4	7.9 7.7	7.8	36.1 36.1	36.1	88.7 88.5	88.6	6.4 6.4	6.4		2.5 2.6	2.6		4.0 4.0	4.0	

**Water Quality Monitoring Results at Intake B - Mid-Flood Tide (without marine works but with silt curtain)**

Date	Weather Condition	Sea Condition**	Sampling Time	Depth (m)		Water Temperature (°C)		pH		Salinity ppt		DO Saturation (%)		Dissolved Oxygen (mg/L)			Turbidity(NTU)			Suspended Solids (mg/L)		
						Value	Average	Value	Average	Value	Average	Value	Average	Value	Average	DA*	Value	Average	DA*	Value	Average	DA*
17-Apr-09	Sunny	Calm	09:36	Surface	1	22.4 22.3	22.4	7.9 7.8	7.9	33.3 36.7	35.0	95.5 95.4	95.5	6.8 6.7	6.8	6.7	1.4 1.6	1.5	1.7	5.0 5.0	5.0	4.5
				Middle	6	22.1 22.1	22.1	7.8 8.2	8.0	36.3 35.3	35.8	93.0 92.3	92.7	6.6 6.6	6.6		1.8 1.8	1.8		5.0 5.0	5.0	
				Bottom	11	22.1 22.1	22.1	7.9 8.3	8.1	37.0 36.4	36.7	89.4 89.3	89.4	6.3 6.3	6.3		1.9 1.9	1.9		3.0 4.0	3.5	
20-Apr-09	Sunny	Calm	15:27	Surface	1	25.3 25.3	25.3	8.1 8.1	8.1	32.0 33.3	32.7	90.9 89.3	90.1	6.8 6.6	6.7	6.6	3.6 3.9	3.8	3.3	4.0 4.0	4.0	5.2
				Middle	6	25.3 25.3	25.3	8.1 7.9	8.0	35.1 35.1	35.1	85.6 85.6	85.6	6.4 6.4	6.4		3.4 2.8	3.1		5.0 6.0	5.5	
				Bottom	11	25.3 25.3	25.3	8.0 8.0	8.0	35.1 33.1	34.1	82.3 83.2	82.8	6.1 6.1	6.1		3.1 3.0	3.1		6.0 6.0	6.0	
22-Apr-09	Fine	Calm	17:07	Surface	1	22.7 22.7	22.7	7.9 7.9	7.9	35.0 36.2	35.6	89.2 90.0	89.6	6.3 6.3	6.3	6.4	3.1 2.8	3.0	3.0	5.0 5.0	5.0	5.3
				Middle	6	22.8 22.8	22.8	8.0 7.9	8.0	35.7 36.2	36.0	92.3 92.5	92.4	6.5 6.5	6.5		2.4 2.3	2.4		5.0 5.0	5.0	
				Bottom	11	22.8 22.8	22.8	7.8 7.8	7.8	36.0 37.2	36.6	90.0 87.4	88.7	6.3 6.1	6.2		3.5 3.4	3.5		6.0 6.0	6.0	
24-Apr-09	Fine	Calm	17:06	Surface	1	20.8 20.8	20.8	8.5 8.3	8.4	36.2 36.2	36.2	90.9 90.7	90.8	6.6 6.5	6.6	6.6	3.1 3.2	3.2	3.1	9.0 9.0	9.0	11.2
				Middle	6	20.8 20.8	20.8	8.1 8.0	8.1	36.2 36.2	36.2	91.8 89.9	90.9	6.6 6.5	6.6		3.7 3.2	3.5		11.0 12.0	11.5	
				Bottom	11	20.8 20.8	20.8	7.9 7.9	7.9	35.5 35.5	35.5	89.6 89.6	89.6	6.5 6.5	6.5		2.6 2.5	2.6		13.0 13.0	13.0	
27-Apr-09	Sunny	Calm	08:09	Surface	1	22.6 22.6	22.6	8.1 8.1	8.1	36.5 36.2	36.4	89.7 89.3	89.5	6.6 6.5	6.6	6.6	4.4 4.3	4.4	3.7	10.0 10.0	10.0	10.2
				Middle	6	22.5 22.5	22.5	8.2 7.8	8.0	36.5 36.7	36.6	89.0 89.0	89.0	6.5 6.5	6.5		3.3 3.3	3.3		9.0 12.0	9.0	
				Bottom	11	22.4 22.4	22.4	7.9 8.1	8.0	36.9 36.5	36.7	90.0 90.2	90.1	6.6 6.6	6.6		3.4 3.4	3.4		9.0 9.0	9.0	
29-Apr-09	Sunny	Calm	08:15	Surface	1	22.5 22.5	22.5	7.5 7.7	7.6	35.7 36.3	36.0	87.9 87.3	87.6	6.5 6.4	6.5	6.5	3.6 3.6	3.6	3.5	8.0 8.0	8.0	9.0
				Middle	6	22.3 22.3	22.3	7.7 7.6	7.7	34.3 37.0	35.7	86.5 86.4	86.5	6.4 6.4	6.4		3.3 3.3	3.3		10.0 10.0	10.0	
				Bottom	11	22.2 22.2	22.2	7.9 8.2	8.1	34.8 34.4	34.6	86.2 86.2	86.2	6.4 6.4	6.4		3.4 4.0	3.7		9.0 9.0	9.0	
1-May-09	Sunny	Moderate	10:23	Surface	1	22.9 22.9	22.9	7.8 7.8	7.8	33.7 35.1	34.4	97.0 96.2	96.6	7.4 7.4	7.4	7.3	3.6 3.4	3.5	3.1	10.0 10.0	10.0	10.0
				Middle	6	22.9 22.9	22.9	7.9 7.9	7.9	37.0 36.9	37.0	94.0 93.7	93.9	7.2 7.2	7.2		3.1 3.1	3.1		9.0 9.0	9.0	
				Bottom	11	22.9 22.9	22.9	7.6 7.8	7.7	37.0 34.9	36.0	93.3 93.2	93.3	7.2 7.2	7.2		2.8 2.6	2.7		11.0 11.0	11.0	
4-May-09	Sunny	Moderate	14:29	Surface	1	23.0 22.9	23.0	7.8 7.8	7.8	36.3 36.3	36.3	96.6 96.8	96.7	6.8 6.8	6.8	6.8	2.9 2.7	2.8	2.4	4.0 5.0	4.5	6.8
				Middle	6	22.8 22.7	22.8	7.7 7.7	7.7	36.3 36.3	36.3	96.8 96.6	96.7	6.8 6.8	6.8		2.1 1.9	2.0		10.0 10.0	10.0	
				Bottom	11	22.7 22.6	22.7	7.7 7.7	7.7	36.3 36.5	36.4	92.4 92.2	92.3	6.5 6.5	6.5		2.3 2.2	2.3		6.0 6.0	6.0	
6-May-09	Sunny	Moderate	17:12	Surface	1	26.1 26.1	26.1	8.2 8.0	8.1	34.6 36.5	35.6	90.8 89.2	90.0	6.7 6.6	6.7	6.5	3.3 3.2	3.3	2.8	9.0 9.0	9.0	8.8
				Middle	6	26.1 26.1	26.1	7.9 7.9	7.9	36.5 36.5	36.5	85.4 85.4	85.4	6.3 6.3	6.3		3.0 3.3	3.2		7.0 8.0	7.5	
				Bottom	11	26.1 26.1	26.1	8.0 7.9	8.0	34.4 34.3	34.4	84.1 85.0	84.6	6.2 6.2	6.2		2.1 1.9	2.0		10.0 10.0	10.0	
8-May-09	Fine	Calm	17:07	Surface	1	23.4 23.3	23.4	8.0 7.9	8.0	34.1 34.2	34.2	92.5 92.8	92.7	6.6 6.6	6.6	6.6	4.1 4.1	4.1	3.7	12.0 12.0	12.0	10.5
				Middle	6	23.2 23.2	23.2	7.9 7.8	7.9	36.1 36.6	36.4	93.3 92.9	93.1	6.6 6.5	6.6		3.1 3.3	3.2		10.0 10.0	10.0	
				Bottom	11	23.1 23.1	23.1	7.8 7.9	7.9	33.3 36.8	35.1	90.0 90.3	90.2	6.4 6.3	6.4		3.8 3.8	3.8		9.0 10.0	9.5	

**Water Quality Monitoring Results at Intake B - Mid-Flood Tide (without marine works but with silt curtain)**

Date	Weather Condition	Sea Condition**	Sampling Time	Depth (m)		Water Temperature (°C)		pH		Salinity ppt		DO Saturation (%)		Dissolved Oxygen (mg/L)			Turbidity(NTU)			Suspended Solids (mg/L)		
						Value	Average	Value	Average	Value	Average	Value	Average	Value	Average	DA*	Value	Average	DA*	Value	Average	DA*
11-May-09	Sunny	Calm	08:33	Surface	1	25.4 25.3	25.4	8.3 8.2	8.3	34.6 34.5	34.6	91.0 90.5	90.8	6.7 6.6	6.7	6.6	3.2 3.3	3.3	3.2	8.0 9.0	8.5	11.5
				Middle	5.5	25.2 25.2	25.2	8.2 7.9	8.1	33.6 33.8	33.7	87.6 86.5	87.1	6.5 6.3	6.4		3.2 3.2	3.2		14.0 14.0	14.0	
				Bottom	10	25.1 25.1	25.1	7.9 8.1	8.0	35.0 35.0	35.0	88.1 88.2	88.2	6.4 6.4	6.4		3.2 3.2	3.2		12.0 12.0	12.0	
13-May-09	Sunny	Calm	09:03	Surface	1	24.1 24.2	24.2	8.2 8.1	8.2	34.3 34.3	34.3	98.9 99.3	99.1	6.9 7.0	7.0	6.7	2.0 1.9	2.0	2.4	3.0 3.0	3.0	4.3
				Middle	6	24.3 24.4	24.4	8.0 7.7	7.9	34.3 34.4	34.4	91.7 90.0	90.9	6.5 6.2	6.4		2.4 2.5	2.5		5.0 5.0	5.0	
				Bottom	11	24.3 24.3	24.3	7.7 7.9	7.8	34.6 33.9	34.3	89.9 90.0	90.0	6.2 6.3	6.3		2.5 2.6	2.6		5.0 5.0	5.0	
18-May-09	Sunny	Moderate	13:32	Surface	1	26.5 26.2	26.4	8.0 7.9	8.0	32.6 32.7	32.7	100.8 99.9	100.4	6.6 6.6	6.6	6.7	1.2 1.3	1.3	1.5	5.0 6.0	5.5	7.5
				Middle	5.5	25.2 25.1	25.2	7.9 8.0	8.0	33.3 33.4	33.4	101.0 101.4	101.2	6.7 6.8	6.8		1.1 1.0	1.1		7.0 7.0	7.0	
				Bottom	10	24.8 24.8	24.8	7.9 8.0	8.0	33.8 33.9	33.9	96.5 94.3	95.4	6.3 6.1	6.2		2.1 2.3	2.2		10.0 10.0	10.0	
20-May-09	Fine	Calm	15:16	Surface	1	28.6 28.6	28.6	7.8 7.7	7.8	36.2 36.2	36.2	99.2 99.1	99.2	6.7 6.7	6.7	6.7	6.5 6.5	6.5	7.3	9.0 9.0	9.0	6.8
				Middle	6	28.2 28.2	28.2	7.7 8.4	8.1	37.3 37.3	37.3	97.4 97.4	97.4	6.6 6.6	6.6		7.3 7.4	7.4		5.0 6.0	5.5	
				Bottom	11	28.1 28.1	28.1	8.1 8.4	8.3	37.6 37.6	37.6	96.2 95.6	95.9	6.5 6.5	6.5		7.7 8.0	7.9		6.0 6.0	6.0	
22-May-09	Cloudy	Calm	15:47	Surface	1	26.5 26.4	26.5	8.2 8.1	8.2	29.8 29.8	29.8	101.2 104.6	102.9	6.7 6.9	6.8	6.9	0.7 0.8	0.8	1.1	8.0 9.0	8.5	9.2
				Middle	5.5	26.2 26.2	26.2	8.1 8.2	8.2	30.2 30.2	30.2	105.3 103.7	104.5	7.0 6.9	7.0		1.1 1.1	1.1		8.0 8.0	8.0	
				Bottom	10	26.1 26.1	26.1	7.8 7.8	7.8	30.3 30.4	30.4	99.7 99.3	99.5	6.6 6.6	6.6		1.5 1.5	1.5		11.0 11.0	11.0	
25-May-09	Rainy	Moderate	08:33	Surface	1	21.1 21.1	21.1	7.8 7.8	7.8	33.2 33.4	33.3	95.7 96.3	96.0	6.8 6.9	6.9	7.0	2.2 2.2	2.2	2.0	6.0 6.0	6.0	5.8
				Middle	6	21.2 21.2	21.2	7.8 7.8	7.8	33.3 33.2	33.3	97.4 97.4	97.4	7.0 6.9	7.0		1.7 1.9	1.8		6.0 6.0	6.0	
				Bottom	11	21.2 21.2	21.2	8.0 7.9	8.0	33.0 32.7	32.9	96.5 96.3	96.4	7.0 6.9	7.0		2.0 2.1	2.1		5.0 6.0	5.5	
27-May-09	Cloudy	Calm	08:40	Surface	1	24.6 24.6	24.6	7.9 7.8	7.9	35.7 36.0	35.9	90.1 89.5	89.8	6.5 6.4	6.5	6.5	3.0 3.1	3.1	3.3	5.0 5.0	5.0	5.8
				Middle	6	24.2 24.2	24.2	7.8 8.0	7.9	35.0 36.4	35.7	88.2 88.0	88.1	6.4 6.4	6.4		3.2 3.2	3.2		4.0 5.0	4.5	
				Bottom	11	24.1 24.1	24.1	7.9 8.0	8.0	35.2 35.0	35.1	87.2 87.2	87.2	6.3 6.4	6.4		3.4 3.7	3.6		8.0 8.0	8.0	
29-May-09	Cloudy	Moderate	10:02	Surface	1	23.3 23.3	23.3	8.3 8.1	8.2	35.1 35.1	35.1	93.5 93.6	93.6	6.8 6.8	6.8	6.6	3.4 2.9	3.2	3.0	5.0 5.0	5.0	8.0
				Middle	6	23.2 23.2	23.2	8.0 7.7	7.9	36.1 36.3	36.2	89.2 88.9	89.1	6.4 6.4	6.4		2.6 2.7	2.7		9.0 9.0	9.0	
				Bottom	11	23.2 23.2	23.2	7.8 7.6	7.7	36.4 36.4	36.4	86.8 86.8	86.8	6.3 6.3	6.3		3.0 3.1	3.1		10.0 10.0	10.0	
1-Jun-09	Sunny	Calm	13:55	Surface	1	26.6 26.6	26.6	8.2 8.0	8.1	35.9 35.9	35.9	100.2 99.8	100.0	7.3 7.3	7.3	7.3	2.6 2.6	2.6	3.0	8.0 8.0	8.0	9.3
				Middle	6	26.0 26.0	26.0	7.9 7.8	7.9	35.9 36.0	36.0	97.9 97.7	97.8	7.2 7.2	7.2		2.9 2.9	2.9		10.0 10.0	10.0	
				Bottom	11	25.8 25.8	25.8	7.9 7.8	7.9	35.9 35.8	35.9	96.2 96.2	96.2	7.1 7.1	7.1		3.4 3.5	3.5		10.0 10.0	10.0	
3-Jun-09	Cloudy	Calm	16:43	Surface	1	26.3 26.3	26.3	8.0 7.8	7.9	36.2 36.3	36.3	94.3 94.3	94.3	7.1 7.1	7.1	6.9	2.2 2.1	2.2	2.1	10.0 10.0	10.0	12.5
				Middle	6	26.3 26.3	26.3	7.8 7.7	7.8	36.9 36.8	36.9	90.0 89.8	89.9	6.7 6.7	6.7		1.8 2.0	1.9		13.0 13.0	13.0	
				Bottom	11	26.3 26.3	26.3	7.7 7.7	7.7	36.9 36.9	36.9	85.9 85.7	85.8	6.4 6.4	6.4		2.1 2.1	2.1		14.0 15.0	14.5	

### Water Quality Monitoring Results at Intake B - Mid-Flood Tide (without marine works but with silt curtain)

Date	Weather Condition	Sea Condition**	Sampling Time	Depth (m)		Water Temperature (°C)		pH		Salinity ppt		DO Saturation (%)		Dissolved Oxygen (mg/L)			Turbidity(NTU)			Suspended Solids (mg/L)		
						Value	Average	Value	Average	Value	Average	Value	Average	Value	Average	DA*	Value	Average	DA*	Value	Average	DA*
5-Jun-09	Fine	Calm	16:29	Surface	1	30.3 30.2	30.3	7.8 7.7	7.8	34.7 34.7	34.7	101.8 101.7	101.8	7.1 7.1	7.1	7.1	4.8 4.8	4.8	5.6	11.0 10.0	10.5	10.3
				Middle	6	29.9 29.9	29.9	7.6 8.3	8.0	35.8 35.8	35.8	100.0 100.0	100.0	7.0 7.0	7.0		6.0 6.3	6.2		5.0 6.0	5.5	
				Bottom	11	29.7 29.7	29.7	8.0 8.3	8.2	36.1 36.1	36.1	98.8 98.2	98.5	6.9 6.9	6.9		5.6 5.7	5.7		15.0 15.0	15.0	
8-Jun-09	Cloudy	Moderate	17:01	Surface	1	24.9 24.9	24.9	8.2 8.0	8.1	32.1 34.7	33.4	88.8 86.7	87.8	6.5 6.3	6.4	6.4	3.8 3.9	3.9	3.4	3.0 4.0	3.5	7.5
				Middle	6	24.8 24.6	24.7	8.1 8.0	8.1	34.4 34.4	34.4	84.7 85.1	84.9	6.3 6.3	6.3		3.4 3.3	3.4		9.0 9.0	9.0	
				Bottom	11	24.6 24.6	24.6	7.8 8.0	7.9	32.2 32.5	32.4	87.5 87.5	87.5	6.4 6.4	6.4		3.3 2.7	3.0		10.0 10.0	10.0	
10-Jun-09	Cloudy	Calm	09:05	Surface	1	28.8 28.8	28.8	8.3 8.1	8.2	31.8 31.9	31.9	95.3 95.3	95.3	6.7 6.7	6.7	6.4	4.5 4.8	4.7	5.2	8.0 8.0	8.0	7.2
				Middle	6	28.8 28.7	28.8	8.0 7.7	7.9	32.2 32.2	32.2	86.0 84.8	85.4	6.0 6.0	6.0		5.4 5.8	5.6		5.0 6.0	5.5	
				Bottom	11	28.6 28.6	28.6	7.8 7.7	7.8	33.1 33.1	33.1	87.5 86.9	87.2	6.3 6.2	6.3		5.2 5.4	5.3		8.0 8.0	8.0	
12-Jun-09	Cloudy	Calm	09:17	Surface	1	26.3 26.3	26.3	8.0 7.9	8.0	35.5 35.5	35.5	95.3 95.3	95.3	7.2 7.2	7.2	7.0	3.2 3.1	3.2	3.1	4.0 4.0	4.0	3.5
				Middle	5.5	26.3 26.3	26.3	7.9 8.0	8.0	36.7 36.7	36.7	91.1 90.9	91.0	6.8 6.8	6.8		2.9 3.1	3.0		4.0 3.0	3.5	
				Bottom	10	26.3 26.3	26.3	8.0 8.1	8.1	36.1 36.1	36.1	87.0 86.8	86.9	6.5 6.5	6.5		3.2 3.2	3.2		3.0 3.0	3.0	
15-Jun-09	Cloudy	Calm	10:26	Surface	1	27.6 27.6	27.6	7.5 7.6	7.6	33.8 32.8	33.3	94.5 95.1	94.8	6.7 6.8	6.8	6.9	2.3 2.6	2.5	2.6	11.0 11.0	11.0	11.3
				Middle	6	27.6 27.6	27.6	7.7 7.4	7.6	34.8 31.7	33.3	96.2 96.2	96.2	6.9 6.8	6.9		3.2 2.8	3.0		11.0 11.0	11.0	
				Bottom	11	27.6 27.6	27.6	7.4 7.8	7.6	32.6 34.1	33.4	95.4 95.1	95.3	6.8 6.8	6.8		2.5 2.2	2.4		12.0 12.0	12.0	
17-Jun-09	Sunny	Calm	13:37	Surface	1	29.7 29.7	29.7	8.4 8.3	8.4	37.9 37.9	37.9	90.4 90.3	90.4	6.7 6.7	6.7	6.7	4.1 4.1	4.1	3.3	3.0 4.0	3.5	9.2
				Middle	6	29.6 29.5	29.6	7.9 7.7	7.8	34.2 34.3	34.3	90.3 90.3	90.3	6.7 6.7	6.7		3.3 3.2	3.3		13.0 13.0	13.0	
				Bottom	11	29.5 29.5	29.5	7.7 7.6	7.7	37.9 38.2	38.1	89.2 89.2	89.2	6.6 6.6	6.6		2.4 2.6	2.5		11.0 11.0	11.0	
19-Jun-09	Cloudy	Calm	16:25	Surface	1	29.0 29.2	29.1	7.9 7.8	7.9	35.2 35.2	35.2	93.3 93.3	93.3	6.6 6.6	6.6	6.6	3.3 3.8	3.6	3.5	4.0 4.0	4.0	5.8
				Middle	6	28.9 28.8	28.9	7.8 7.8	7.8	37.2 37.7	37.5	93.3 93.6	93.5	6.5 6.6	6.6		3.3 3.4	3.4		6.0 7.0	6.5	
				Bottom	11	28.7 28.7	28.7	7.7 7.9	7.8	34.0 37.0	35.5	91.1 90.9	91.0	6.3 6.3	6.3		3.3 3.4	3.4		7.0 7.0	7.0	
22-Jun-09	Cloudy	Calm	17:02	Surface	1	28.1 28.1	28.1	8.1 8.0	8.1	31.8 33.5	32.7	95.5 94.7	95.1	7.0 7.0	7.0	6.9	3.3 3.6	3.5	3.0	7.0 7.0	7.0	8.2
				Middle	6	28.2 28.2	28.2	8.1 8.0	8.1	33.5 33.8	33.7	92.4 92.1	92.3	6.8 6.8	6.8		3.2 2.7	3.0		7.0 8.0	7.5	
				Bottom	11	28.1 28.1	28.1	7.8 8.0	7.9	31.6 31.5	31.6	91.7 91.6	91.7	6.8 6.7	6.8		2.3 2.6	2.5		10.0 10.0	10.0	
24-Jun-09	Cloudy	Calm	08:56	Surface	1	28.6 28.6	28.6	7.7 7.7	7.7	34.9 35.4	35.2	97.8 97.0	97.4	7.3 7.2	7.3	7.2	3.8 3.6	3.7	3.4	5.0 5.0	5.0	6.7
				Middle	6	28.3 28.3	28.3	7.8 7.6	7.7	35.7 35.1	35.4	94.8 94.5	94.7	7.1 7.1	7.1		3.2 3.3	3.3		6.0 6.0	6.0	
				Bottom	11	28.3 28.3	28.3	7.5 7.9	7.7	35.2 34.5	34.9	94.1 94.0	94.1	7.0 7.0	7.0		3.2 3.1	3.2		9.0 9.0	9.0	

Remarks: The reporting limit for laboratory analysis of suspended solids is 2.5 mg/L. For the results below the reporting limit, the SS level will be taken as 2.5 mg/L.  
 \* DA: Depth-Averaged  
 \*\* Calm: Small or no wave; Moderate: Between calm and rough; Rough : White capped or rougher

**Water Quality Monitoring Results at CE - Mid-Ebb Tide (without marine works and without silt curtain)**

Date	Weather Condition	Sea Condition**	Sampling Time	Depth (m)		Water Temperature (°C)		pH		Salinity ppt		DO Saturation (%)		Dissolved Oxygen (mg/L)			Turbidity (NTU)			Suspended Solids (mg/L)				
						Value	Average	Value	Average	Value	Average	Value	Average	Value	Average	DA*	Value	Average	DA*	Value	Average	DA*		
26-Jun-09	Rainy	Calm	15:33	Surface	1	25.7 25.7	25.7	7.8 7.8	7.8	35.5 33.9	34.7	87.6 88.4	88.0	6.4 6.4	6.4	6.5	2.7 2.6	2.7	3.7	5.0 6.0 6.0	5.5	6.8		
				Middle	5.5	25.7 25.7	25.7	8.0 8.1	8.1	33.1 33.9	33.5	90.5 90.6	90.6	6.6 6.5	6.6		6.6	6.6		3.7 3.8	3.8		6.0 6.0	6.0
				Bottom	10	25.7 25.7	25.7	7.9 7.9	7.9	36.0 35.9	36.0	89.9 87.4	88.7	6.5 6.3	6.4		6.4	6.4		4.4 4.6	4.5		9.0 9.0	9.0
29-Jun-09	Cloudy	Calm	16:56	Surface	1	26.8 26.7	26.8	8.3 8.1	8.2	36.0 35.2	35.6	90.8 89.8	90.3	6.6 6.5	6.6	6.6	2.8 2.8	2.8	3.2	10.0 10.0	10.0	10.0		
				Middle	5.5	26.6 26.6	26.6	8.1 7.9	8.0	35.3 36.3	35.8	89.8 89.8	89.8	6.6 6.6	6.6		6.6	6.6		3.4 3.4	3.4		10.0 10.0	10.0
				Bottom	10	26.6 26.6	26.6	7.9 7.8	7.9	36.4 36.3	36.4	89.4 89.5	89.5	6.5 6.6	6.6		6.6	6.6		3.6 3.3	3.5		10.0 10.0	10.0
2-Jul-09	Cloudy	Calm	09:07	Surface	1	27.9 27.7	27.8	7.6 7.7	7.7	36.3 36.3	36.3	91.7 91.6	91.7	6.6 6.5	6.6	6.5	2.7 2.6	2.7	2.9	7.0 7.0	7.0	9.8		
				Middle	5.5	27.7 27.7	27.7	8.1 7.8	8.0	36.3 36.3	36.3	89.4 88.7	89.1	6.4 6.4	6.4		6.4	6.4		2.3 2.4	2.4		13.0 13.0	13.0
				Bottom	10	27.4 27.4	27.4	7.9 8.0	8.0	37.2 37.3	37.3	86.5 86.4	86.5	6.2 6.2	6.2		6.2	6.2		3.6 3.6	3.6		9.0 10.0	9.5
4-Jul-09	Cloudy	Calm	11:25	Surface	1	27.3 27.3	27.3	7.8 7.8	7.8	31.2 31.2	31.2	98.0 96.2	97.1	6.4 6.4	6.4	6.5	3.1 3.2	3.2	3.6	14.0 14.0	14.0	11.0		
				Middle	5.5	26.9 26.9	26.9	7.8 8.0	7.9	31.3 31.3	31.3	91.2 89.6	90.4	6.4 6.5	6.5		6.5	6.5		3.6 3.6	3.6		9.0 9.0	9.0
				Bottom	10	26.8 26.8	26.8	8.0 8.0	8.0	31.5 31.4	31.5	87.2 87.0	87.1	6.6 6.6	6.6		6.6	6.6		4.0 4.0	4.0		10.0 10.0	10.0
6-Jul-09	Cloudy	Calm	12:52	Surface	1	29.7 29.7	29.7	8.9 8.7	8.8	34.0 34.0	34.0	98.5 97.2	97.9	7.3 7.0	7.2	7.4	3.3 2.8	3.1	3.6	7.0 7.0	7.0	10.2		
				Middle	5.5	29.9 29.9	29.9	8.5 7.9	8.2	34.2 34.0	34.1	102.0 105.5	103.8	7.4 7.6	7.5		7.5	7.5		3.4 3.6	3.5		10.0 10.0	10.0
				Bottom	10	29.7 29.9	29.8	8.3 7.7	8.0	34.1 34.1	34.1	105.3 102.4	103.9	7.8 7.6	7.7		7.7	7.7		4.0 4.2	4.1		14.0 13.0	13.5
8-Jul-09	Sunny	Calm	13:57	Surface	1	29.9 29.8	29.8	9.1 8.9	9.0	34.1 34.0	34.1	98.6 97.4	98.0	7.2 7.2	7.2	7.4	3.1 2.9	3.0	3.6	13.0 13.0	13.0	12.8		
				Middle	5.5	29.9 29.9	29.9	8.7 7.8	8.3	34.1 34.1	34.1	102.1 105.5	103.8	7.5 7.7	7.6		7.6	7.6		3.5 3.6	3.6		12.0 12.0	12.0
				Bottom	10	29.9 29.7	29.8	8.1 7.8	8.0	34.1 34.0	34.1	105.3 102.4	103.9	7.7 7.3	7.5		7.5	7.5		4.0 4.1	4.1		14.0 13.0	13.5
10-Jul-09	Sunny	Calm	15:01	Surface	1	29.7 29.8	29.8	8.9 8.6	8.8	34.0 34.0	34.0	98.6 97.4	98.0	7.2 6.9	7.1	7.3	3.1 2.7	2.9	3.5	10.0 10.0	10.0	9.7		
				Middle	5.5	29.9 29.8	29.9	8.5 8.0	8.3	33.9 34.1	34.0	102.2 105.5	103.9	7.3 7.7	7.5		7.5	7.5		3.5 3.6	3.6		6.0 6.0	6.0
				Bottom	10	29.7 29.8	29.8	8.1 7.9	8.0	33.9 34.1	34.0	105.4 102.5	104.0	7.7 7.5	7.6		7.6	7.6		4.0 4.1	4.1		13.0 13.0	13.0
13-Jul-09	Sunny	Calm	16:36	Surface	1	29.9 29.7	29.8	8.5 8.2	8.4	34.1 34.1	34.1	98.5 97.4	98.0	7.3 7.2	7.3	7.5	3.1 2.7	2.9	3.4	10.0 10.0	10.0	11.8		
				Middle	5.5	29.7 29.8	29.8	8.0 7.4	7.7	34.0 33.9	34.0	102.1 105.7	103.9	7.4 7.7	7.6		7.6	7.6		3.3 3.5	3.4		14.0 14.0	14.0
				Bottom	10	29.7 29.9	29.8	7.8 7.3	7.6	34.0 34.1	34.1	105.5 102.3	103.9	7.5 7.4	7.5		7.5	7.5		3.8 4.2	4.0		11.0 12.0	11.5
15-Jul-09	Cloudy	Calm	17:52	Surface	1	26.7 26.8	26.8	9.1 8.8	9.0	33.9 33.9	33.9	98.7 97.2	98.0	7.3 7.1	7.2	7.4	3.2 2.9	3.1	3.5	13.0 13.0	13.0	11.3		
				Middle	5.5	26.9 26.8	26.9	8.7 8.0	8.4	34.1 34.1	34.1	102.2 105.6	103.9	7.4 7.6	7.5		7.5	7.5		3.4 3.5	3.5		11.0 11.0	11.0
				Bottom	10	26.8 26.8	26.8	8.1 7.8	8.0	34.1 34.1	34.1	105.5 102.4	104.0	7.7 7.5	7.6		7.6	7.6		3.8 4.2	4.0		10.0 10.0	10.0
17-Jul-09	Sunny	Calm	08:57	Surface	1	29.8 29.8	29.8	8.4 8.1	8.3	34.1 34.2	34.2	98.5 97.4	98.0	7.2 7.2	7.2	7.4	1.8 1.9	1.9	2.7	9.0 9.0	9.0	13.7		
				Middle	5.5	29.7 29.7	29.7	8.1 7.3	7.7	33.9 34.2	34.1	102.1 105.5	103.8	7.4 7.6	7.5		7.5	7.5		2.7 2.7	2.7		15.0 15.0	15.0
				Bottom	10	29.8 29.9	29.9	7.7 7.1	7.4	34.1 34.1	34.1	105.3 102.5	103.9	7.8 7.6	7.7		7.7	7.7		3.3 3.4	3.4		17.0 17.0	17.0
20-Jul-09	Cloudy	Calm	11:36	Surface	1	27.8 27.8	27.8	8.9 8.6	8.8	33.9 33.9	33.9	98.5 97.4	98.0	7.3 7.1	7.2	7.4	2.7 2.7	2.7	2.9	9.0 9.0	9.0	8.8		
				Middle	5.5	27.8 27.9	27.9	8.7 8.0	8.4	34.0 34.0	34.0	102.2 105.5	103.9	7.5 7.6	7.6		7.6	7.6		2.9 3.0	3.0		9.0 9.0	9.0
				Bottom	10	27.7 27.8	27.8	8.1 7.7	7.9	34.0 34.2	34.1	105.4 102.4	103.9	7.6 7.4	7.5		7.5	7.5		2.7 3.3	3.0		8.0 9.0	8.5

**Water Quality Monitoring Results at CE - Mid-Ebb Tide (without marine works and without silt curtain)**

Date	Weather Condition	Sea Condition**	Sampling Time	Depth (m)		Water Temperature (°C)		pH		Salinity ppt		DO Saturation (%)		Dissolved Oxygen (mg/L)			Turbidity(NTU)			Suspended Solids (mg/L)		
						Value	Average	Value	Average	Value	Average	Value	Average	Value	Average	DA*	Value	Average	DA*	Value	Average	DA*
22-Jul-09	Sunny	Calm	12:55	Surface	1	27.8 27.8	27.8	8.2 8.0	8.1	34.0 34.0	34.0	98.7 97.4	98.1	7.2 7.0	7.1	7.3	4.8 4.4	4.6	5.0	10.0 10.0	10.0	10.7
				Middle	5.5	27.9 27.8	27.9	7.9 7.0	7.5	34.1 33.9	34.0	102.0 105.6	103.8	7.3 7.5	7.4		4.7 4.8	4.8		10.0 10.0	10.0	
				Bottom	10	27.9 27.8	27.9	7.2 7.0	7.1	34.1 34.1	34.1	105.3 102.4	103.9	7.8 7.6	7.7		5.3 5.8	5.6		12.0 12.0	12.0	
24-Jul-09	Sunny	Calm	15:01	Surface	1	27.8 27.7	27.8	8.2 8.1	8.2	33.8 34.0	33.9	98.5 97.3	97.9	7.3 7.0	7.2	7.4	2.6 2.4	2.5	3.1	10.0 10.0	10.0	10.5
				Middle	5.5	27.7 27.7	27.7	8.0 7.1	7.6	34.1 34.1	34.1	102.0 105.7	103.9	7.5 7.7	7.6		3.3 2.7	3.0		9.0 10.0	9.5	
				Bottom	10	27.7 27.9	27.8	7.5 7.2	7.4	34.2 34.2	34.2	105.3 102.3	103.8	7.5 7.6	7.6		3.8 3.9	3.9		12.0 12.0	12.0	
27-Jul-09	Rainy	Calm	16:32	Surface	1	27.8 27.9	27.9	8.4 8.0	8.2	33.8 33.9	33.9	93.6 92.3	93.0	6.7 6.7	6.7	6.9	2.7 2.8	2.8	3.1	6.0 6.0	6.0	7.0
				Middle	5.5	27.9 27.9	27.9	8.0 7.1	7.6	34.1 33.9	34.0	97.2 100.7	99.0	6.9 7.1	7.0		3.0 3.1	3.1		6.0 6.0	6.0	
				Bottom	10	27.9 27.7	27.7	7.4 6.9	7.2	34.0 34.1	34.1	100.5 97.3	98.9	7.0 7.0	7.0		3.2 3.3	3.3		9.0 9.0	9.0	
29-Jul-09	Fine	Calm	17:56	Surface	1	27.9 27.7	27.8	9.0 8.7	8.9	33.9 33.9	33.9	98.6 97.4	98.0	7.2 6.9	7.1	7.3	2.5 2.8	2.7	3.0	16.0 16.0	16.0	13.5
				Middle	5.5	27.7 27.8	27.8	8.6 7.8	8.2	33.9 33.9	33.9	102.2 105.7	104.0	7.3 7.6	7.5		3.1 3.1	3.1		14.0 14.0	14.0	
				Bottom	10	27.7 27.7	27.7	8.2 7.7	8.0	34.1 34.1	34.1	105.4 102.3	103.9	7.8 7.5	7.7		3.0 3.6	3.3		10.0 11.0	10.5	
31-Jul-09	Cloudy	Calm	09:47	Surface	1	27.9 27.8	27.9	8.5 8.3	8.4	33.9 33.9	33.9	98.5 97.4	98.0	7.2 7.0	7.1	7.4	2.4 2.5	2.5	3.1	8.0 8.0	8.0	8.8
				Middle	5.5	27.7 27.7	27.7	8.0 7.5	7.8	34.1 34.0	34.1	102.2 105.5	103.9	7.5 7.7	7.6		2.7 2.5	2.6		12.0 12.0	12.0	
				Bottom	10	27.7 27.9	27.8	7.6 7.4	7.5	33.9 34.2	34.1	105.4 102.4	103.9	7.6 7.3	7.5		3.8 4.3	4.1		6.0 7.0	6.5	
3-Aug-09	Rainy	Calm	11:57	Surface	1	27.8 27.9	27.9	9.0 8.7	8.9	33.9 34.0	34.0	95.5 94.4	95.0	6.8 6.7	6.8	7.1	2.8 2.8	2.8	3.2	7.0 7.0	7.0	8.8
				Middle	5.5	27.7 27.9	27.8	8.5 7.8	8.2	34.1 34.0	34.1	99.1 102.7	100.9	7.2 7.3	7.3		2.7 2.7	2.7		10.0 10.0	10.0	
				Bottom	10	27.8 27.8	27.8	8.1 7.8	8.0	34.1 34.2	34.2	102.3 99.3	100.8	7.4 7.2	7.3		3.8 4.1	4.0		9.0 10.0	9.5	
5-Aug-09	Rainy	Calm	12:57	Surface	1	27.7 27.7	27.7	8.9 8.7	8.8	34.0 34.2	34.1	98.6 97.3	98.0	7.1 6.9	7.0	7.3	2.4 2.4	2.4	2.8	12.0 12.0	12.0	8.8
				Middle	5.5	27.8 27.9	27.9	8.7 7.9	8.3	34.2 34.1	34.2	102.1 105.5	103.8	7.5 7.7	7.6		2.7 2.6	2.7		4.0 5.0	4.5	
				Bottom	10	27.7 27.9	27.8	8.1 7.7	7.9	34.1 34.1	34.1	105.5 102.3	103.9	7.8 7.4	7.6		3.3 3.3	3.3		10.0 10.0	10.0	
7-Aug-09	Sunny	Calm	13:56	Surface	1	27.9 27.7	27.8	7.6 7.3	7.5	34.0 34.0	34.0	91.6 90.3	91.0	6.5 6.4	6.5	6.7	5.9 6.4	6.2	6.9	8.0 8.0	8.0	7.8
				Middle	5.5	27.9 27.7	27.8	8.0 7.3	7.7	34.1 34.0	34.1	95.0 98.6	96.8	6.7 6.9	6.8		6.7 6.8	6.8		8.0 8.0	8.0	
				Bottom	10	27.9 27.9	27.9	7.8 7.1	7.5	34.1 34.0	34.1	98.5 95.4	97.0	6.9 6.8	6.9		7.5 7.7	7.6		7.0 8.0	7.5	
10-Aug-09	Cloudy	Calm	15:36	Surface	1	27.9 27.9	27.9	8.5 8.3	8.4	34.0 34.0	34.0	98.5 97.2	97.9	7.3 7.1	7.2	7.4	6.2 6.2	6.2	6.7	10.0 10.0	10.0	8.8
				Middle	5.5	27.7 27.8	27.8	8.0 7.6	7.8	34.1 33.9	34.0	102.1 105.6	103.9	7.4 7.6	7.5		7.1 7.0	7.1		12.0 12.0	12.0	
				Bottom	10	27.9 27.9	27.9	7.8 7.3	7.6	33.9 34.2	34.1	105.4 102.5	104.0	7.7 7.4	7.6		6.8 6.8	6.8		4.0 5.0	4.5	
12-Aug-09	Fine	Calm	16:36	Surface	1	27.8 27.7	27.8	9.0 8.7	8.9	34.0 33.9	34.0	98.5 97.3	97.9	7.3 6.9	7.1	7.4	2.5 2.5	2.5	2.6	6.0 6.0	6.0	10.0
				Middle	5.5	27.9 27.8	27.9	8.7 7.9	8.3	34.1 34.1	34.1	102.2 105.6	103.9	7.4 7.8	7.6		2.4 2.4	2.4		12.0 12.0	12.0	
				Bottom	10	27.7 27.7	27.7	8.1 7.8	8.0	34.1 34.1	34.1	105.5 102.3	103.9	7.6 7.4	7.5		2.9 3.0	3.0		12.0 12.0	12.0	
14-Aug-09	Cloudy	Calm	17:37	Surface	1	28.4 28.3	28.4	8.0 8.2	8.1	34.4 34.4	34.4	100.8 100.8	100.8	7.4 7.4	7.4	7.4	2.2 2.1	2.2	2.6	11.0 11.0	11.0	8.5
				Middle	5.5	28.3 28.0	28.2	7.9 7.9	7.9	34.3 34.3	34.3	98.6 98.7	98.7	7.3 7.3	7.3		2.7 2.5	2.6		8.0 8.0	8.0	
				Bottom	10	27.8 27.8	27.8	7.8 8.0	7.9	34.3 34.3	34.3	96.2 96.2	96.2	7.1 7.1	7.1		3.0 3.0	3.0		6.0 7.0	6.5	

Remarks: \* DA: Depth-Averaged  
 \*\* Calm: Small or no wave; Moderate: Between calm and rough; Rough : White capped or rougher

**Water Quality Monitoring Results at CF - Mid-Flood Tide (without marine works and without silt curtain)**

Date	Weather Condition	Sea Condition**	Sampling Time	Depth (m)	Water Temperature (°C)		pH		Salinity ppt		DO Saturation (%)		Dissolved Oxygen (mg/L)			Turbidity(NTU)			Suspended Solids (mg/L)						
					Value	Average	Value	Average	Value	Average	Value	Average	Value	Average	DA*	Value	Average	DA*	Value	Average	DA*				
26-Jun-09	Rainy	Calm	08:34	Surface	1	26.3 26.3	26.3	7.8 8.0	7.9	34.7 34.7	34.7	97.1 97.0	97.1	7.0 7.0	7.0	7.0	3.6 3.8	3.7	4.0	8.0 8.0	8.0	7.0			
				Middle	-	-	-	-	-	-	-	-	-	-	-		-	-		-	-		-	-	-
				Bottom	3	26.3 26.3	26.3	8.1 8.2	8.2	34.5 33.4	34.0	97.1 97.1	97.1	7.0 7.0	7.0		7.0	4.2 4.3		4.3	6.0 6.0		6.0		
29-Jun-09	Cloudy	Calm	11:26	Surface	1	26.6 26.6	26.6	7.7 8.2	8.0	35.7 33.9	34.8	101.1 100.3	100.7	7.4 7.4	7.4	7.4	3.1 3.2	3.2	3.5	10.0 10.0	10.0	9.8			
				Middle	-	-	-	-	-	-	-	-	-	-	-		-	-		-	-		-	-	
				Bottom	3	26.6 26.6	26.6	8.4 8.1	8.3	33.8 35.0	34.4	99.1 99.0	99.1	7.3 7.2	7.3		7.3	3.7 3.6		3.7	9.0 10.0		9.5		
2-Jul-09	Cloudy	Calm	15:53	Surface	1	27.7 27.7	27.7	7.8 8.1	8.0	37.3 36.6	37.0	89.8 90.1	90.0	6.4 6.4	6.4	6.4	3.9 3.6	3.8	3.6	15.0 15.0	15.0	14.5			
				Middle	-	-	-	-	-	-	-	-	-	-	-		-	-		-	-		-	-	
				Bottom	3	27.6 27.6	27.6	8.2 8.0	8.1	35.7 36.7	36.2	89.1 88.2	88.7	6.4 6.3	6.4		6.4	3.2 3.5		3.4	14.0 14.0		14.0		
4-Jul-09	Cloudy	Calm	16:30	Surface	1	28.1 28.1	28.1	7.9 8.0	8.0	30.5 30.6	30.6	99.0 97.1	98.1	6.8 6.8	6.8	6.8	2.1 2.1	2.1	2.7	9.0 10.0	9.5	10.3			
				Middle	-	-	-	-	-	-	-	-	-	-	-		-	-		-	-		-	-	
				Bottom	3	28.1 28.1	28.1	8.0 8.0	8.0	31.0 31.0	31.0	97.2 96.9	97.1	6.7 6.6	6.7		6.7	3.3 3.2		3.3	11.0 11.0		11.0		
6-Jul-09	Cloudy	Calm	17:03	Surface	1	29.9 29.8	29.9	8.2 8.4	8.3	33.4 33.3	33.4	114.9 116.6	115.8	8.4 8.7	8.6	8.6	2.5 2.5	2.5	2.8	9.0 10.0	9.5	10.8			
				Middle	-	-	-	-	-	-	-	-	-	-	-		-	-		-	-		-	-	
				Bottom	3	29.6 29.8	29.7	8.9 8.6	8.8	33.8 33.8	33.8	108.6 114.2	111.4	8.1 8.4	8.3		8.3	3.1 3.0		3.1	12.0 12.0		12.0		
8-Jul-09	Sunny	Calm	08:02	Surface	1	29.9 29.7	29.8	8.0 8.6	8.3	33.3 33.4	33.4	115.0 116.6	115.8	8.4 8.5	8.5	8.5	2.1 2.1	2.1	3.1	13.0 13.0	13.0	10.0			
				Middle	-	-	-	-	-	-	-	-	-	-	-		-	-		-	-		-	-	
				Bottom	3	29.6 29.8	29.7	8.9 8.7	8.8	33.6 33.6	33.6	108.6 114.1	111.4	8.0 8.3	8.2		8.2	4.1 4.1		4.1	7.0 7.0		7.0		
10-Jul-09	Sunny	Calm	08:04	Surface	1	29.9 29.8	29.9	7.9 8.4	8.2	33.3 33.5	33.4	114.8 116.4	115.6	8.6 8.5	8.6	8.6	2.5 2.5	2.5	3.0	19.0 20.0	19.5	12.8			
				Middle	-	-	-	-	-	-	-	-	-	-	-		-	-		-	-		-	-	
				Bottom	3	29.8 29.8	29.8	9.0 8.5	8.8	33.6 33.6	33.6	108.7 114.2	111.5	8.1 8.3	8.2		8.2	3.5 3.5		3.5	6.0 6.0		6.0		
13-Jul-09	Sunny	Calm	09:13	Surface	1	29.8 29.8	29.8	7.5 7.9	7.7	33.2 33.4	33.3	115.0 116.6	115.8	8.4 8.4	8.4	8.4	2.4 2.4	2.4	2.6	12.0 12.0	12.0	11.5			
				Middle	-	-	-	-	-	-	-	-	-	-	-		-	-		-	-		-	-	
				Bottom	3	29.6 29.7	29.7	8.4 8.2	8.3	33.7 33.7	33.7	108.6 114.3	111.5	8.0 8.3	8.2		8.2	2.8 2.8		2.8	11.0 11.0		11.0		
15-Jul-09	Cloudy	Calm	11:06	Surface	1	26.7 26.9	26.8	8.0 8.6	8.3	33.3 33.3	33.3	114.9 116.4	115.7	8.3 8.6	8.5	8.5	2.1 2.1	2.1	2.6	10.0 10.0	10.0	11.0			
				Middle	-	-	-	-	-	-	-	-	-	-	-		-	-		-	-		-	-	
				Bottom	3	26.7 26.7	26.7	9.0 8.7	8.9	33.6 33.7	33.7	108.7 114.3	111.5	7.9 8.5	8.2		8.2	3.0 3.0		3.0	12.0 12.0		12.0		
17-Jul-09	Sunny	Calm	14:48	Surface	1	29.8 29.9	29.9	7.4 8.1	7.8	33.2 33.3	33.3	114.9 116.4	115.7	8.4 8.4	8.4	8.4	1.4 1.4	1.4	1.9	10.0 10.0	10.0	9.0			
				Middle	-	-	-	-	-	-	-	-	-	-	-		-	-		-	-		-	-	
				Bottom	3	29.6 29.8	29.7	8.4 8.1	8.3	33.7 33.7	33.7	108.8 114.3	111.6	8.0 8.2	8.1		8.1	2.2 2.3		2.3	8.0 8.0		8.0		
20-Jul-09	Cloudy	Calm	17:03	Surface	1	27.7 27.9	27.8	8.0 8.5	8.3	33.4 33.5	33.5	114.8 116.5	115.7	8.5 8.6	8.6	8.6	1.9 1.9	1.9	2.5	8.0 8.0	8.0	8.8			
				Middle	-	-	-	-	-	-	-	-	-	-	-		-	-		-	-		-	-	
				Bottom	3	27.7 27.8	27.8	8.9 8.5	8.7	33.8 33.6	33.7	108.6 114.2	111.4	7.9 8.2	8.1		8.1	3.1 3.1		3.1	9.0 10.0		9.5		



**Water Quality Monitoring Results at CF - Mid-Flood Tide (without marine works and without silt curtain)**

Date	Weather Condition	Sea Condition**	Sampling Time	Depth (m)	Water Temperature (°C)		pH		Salinity ppt		DO Saturation (%)		Dissolved Oxygen (mg/L)			Turbidity(NTU)			Suspended Solids (mg/L)						
					Value	Average	Value	Average	Value	Average	Value	Average	Value	Average	DA*	Value	Average	DA*	Value	Average	DA*				
22-Jul-09	Fine	Calm	17:03	Surface	1	27.8 27.9	27.9	7.4 7.7	7.6	33.3 33.5	33.4	115.0 116.4	115.7	8.4 8.6	8.5	8.5	3.5 3.6	3.6	3.7	11.0 11.0	11.0	12.3			
				Middle	-	-	-	-	-	-	-	-	-	-	-		-	-		-	-		-	-	-
				Bottom	3	27.8 27.8	27.8	8.0 7.8	7.9	33.8 33.6	33.7	108.8 114.3	111.6	8.0 8.5	8.3		8.3	3.8 3.8		3.8	14.0 13.0		13.5		
24-Jul-09	Sunny	Calm	08:07	Surface	1	27.8 27.7	27.8	7.4 7.9	7.7	33.2 33.5	33.4	114.9 116.5	115.7	8.3 8.5	8.4	8.4	1.9 1.9	1.9	2.3	10.0 10.0	10.0	9.3			
				Middle	-	-	-	-	-	-	-	-	-	-	-		-	-		-	-		-	-	
				Bottom	3	27.8 27.7	27.8	8.3 8.0	8.2	33.6 33.7	33.7	108.8 114.1	111.5	8.1 8.3	8.2		8.2	2.7 2.7		2.7	8.0 9.0		8.5		
27-Jul-09	Rainy	Calm	09:18	Surface	1	27.7 27.8	27.8	7.4 7.6	7.5	33.5 33.4	33.5	100.0 101.6	100.8	7.0 7.0	7.0	7.0	1.8 1.9	1.9	1.8	12.0 12.0	12.0	11.0			
				Middle	-	-	-	-	-	-	-	-	-	-	-		-	-		-	-		-	-	
				Bottom	3	27.7 27.8	27.8	8.2 7.7	8.0	33.5 33.6	33.6	93.6 99.3	96.5	6.4 6.7	6.6		6.6	1.7 1.7		1.7	10.0 10.0		10.0		
29-Jul-09	Sunny	Calm	12:03	Surface	1	27.9 27.7	27.8	8.0 8.5	8.3	33.4 33.5	33.5	114.9 116.6	115.8	8.4 8.6	8.5	8.5	2.0 2.1	2.1	2.5	11.0 11.0	11.0	11.0			
				Middle	-	-	-	-	-	-	-	-	-	-	-		-	-		-	-		-	-	
				Bottom	3	27.7 27.6	27.7	9.0 8.7	8.9	33.5 33.7	33.6	108.6 114.1	111.4	8.0 8.5	8.3		8.3	2.8 2.8		2.8	11.0 11.0		11.0		
3-Aug-09	Rainy	Calm	17:03	Surface	1	27.7 27.8	27.8	8.0 8.5	8.3	33.2 33.5	33.4	99.9 101.5	100.7	7.0 6.9	7.0	7.0	2.1 2.1	2.1	2.4	8.0 8.0	8.0	9.5			
				Middle	-	-	-	-	-	-	-	-	-	-	-		-	-		-	-		-	-	
				Bottom	3	27.8 27.8	27.8	8.9 8.7	8.8	33.5 33.6	33.6	93.6 99.3	96.5	6.5 6.8	6.7		6.7	2.7 2.7		2.7	11.0 11.0		11.0		
5-Aug-09	Rainy	Calm	17:03	Surface	1	27.7 27.7	27.7	8.1 8.4	8.3	33.4 33.3	33.4	105.0 106.6	105.8	7.5 7.6	7.6	7.6	2.0 2.1	2.1	2.7	11.0 11.0	11.0	11.0			
				Middle	-	-	-	-	-	-	-	-	-	-	-		-	-		-	-		-	-	
				Bottom	3	27.7 27.8	27.8	8.8 8.5	8.7	33.6 33.8	33.7	98.6 104.1	101.4	7.1 7.4	7.3		7.3	3.3 3.2		3.3	11.0 11.0		11.0		
7-Aug-09	Sunny	Calm	08:02	Surface	1	27.7 27.8	27.8	7.5 8.0	7.8	33.3 33.4	33.4	101.8 103.4	102.6	7.0 7.3	7.2	7.2	6.0 5.4	5.7	5.2	12.0 12.0	12.0	11.0			
				Middle	-	-	-	-	-	-	-	-	-	-	-		-	-		-	-		-	-	
				Bottom	3	27.8 27.8	27.8	8.3 7.9	8.1	33.5 33.7	33.6	95.7 101.3	98.5	6.5 6.9	6.7		6.7	4.5 4.6		4.6	10.0 10.0		10.0		
10-Aug-09	Cloudy	Calm	08:25	Surface	1	27.8 27.8	27.8	7.6 8.1	7.9	33.3 33.5	33.4	100.6 102.3	101.5	7.0 7.2	7.1	7.1	3.5 3.6	3.6	4.4	16.0 15.0	15.5	11.3			
				Middle	-	-	-	-	-	-	-	-	-	-	-		-	-		-	-		-	-	
				Bottom	3	27.7 27.7	27.7	8.4 8.3	8.4	33.7 33.6	33.7	94.6 100.0	97.3	6.6 7.1	6.9		6.9	5.2 5.2		5.2	7.0 7.0		7.0		
12-Aug-09	Fine	Calm	09:53	Surface	1	27.7 27.8	27.8	8.2 8.5	8.4	33.3 33.3	33.3	114.8 116.4	115.6	8.4 8.4	8.4	8.4	1.9 1.9	1.9	2.2	6.0 7.0	6.5	9.3			
				Middle	-	-	-	-	-	-	-	-	-	-	-		-	-		-	-		-	-	
				Bottom	3	27.7 27.6	27.7	8.8 8.5	8.7	33.6 33.7	33.7	108.6 114.1	111.4	7.9 8.4	8.2		8.2	2.5 2.5		2.5	12.0 12.0		12.0		
14-Aug-09	Rainy	Calm	12:05	Surface	1	28.2 28.0	28.1	7.9 8.2	8.1	34.3 34.3	34.3	98.5 99.2	98.9	7.3 7.3	7.3	7.3	2.2 2.2	2.2	2.4	10.0 9.0	9.5	12.8			
				Middle	-	-	-	-	-	-	-	-	-	-	-		-	-		-	-		-	-	
				Bottom	3	28.0 27.9	28.0	8.1 8.1	8.1	34.3 34.4	34.4	99.2 100.3	99.8	7.3 7.4	7.4		7.4	2.6 2.6		2.6	16.0 16.0		16.0		

Remarks: \* DA: Depth-Averaged  
 \*\* Calm: Small or no wave; Moderate: Between calm and rough; Rough : White capped or rougher

**Water Quality Monitoring Results at I1 - Mid-Ebb Tide (without marine works and without silt curtain)**

Date	Weather Condition	Sea Condition**	Sampling Time	Depth (m)	Water Temperature (°C)		pH		Salinity ppt		DO Saturation (%)		Dissolved Oxygen (mg/L)			Turbidity(NTU)			Suspended Solids (mg/L)			
					Value	Average	Value	Average	Value	Average	Value	Average	Value	Average	DA*	Value	Average	DA*	Value	Average	DA*	
26-Jun-09	Rainy	Calm	15:48	Surface	1	25.7 25.8	25.8	8.1 7.9	8.0	33.7 33.2	33.5	87.9 88.2	88.1	6.4 6.4	6.4	6.5	2.3 2.4	2.4	3.6	5.0 5.0	5.0	5.0
				Middle	4.5	25.7 25.7	25.7	7.9 8.0	8.0	34.1 34.8	34.5	88.4 88.2	88.3	6.4 6.5	6.5		4.4 4.5	4.5		5.0 5.0	5.0	
				Bottom	8	25.7 25.7	25.7	8.0 7.9	8.0	35.3 35.3	35.3	87.8 87.5	87.7	6.4 6.3	6.4		4.1 3.8	4.0		5.0 5.0	5.0	
29-Jun-09	Cloudy	Calm	17:06	Surface	1	26.8 26.8	26.8	8.0 7.6	7.8	33.4 34.7	34.1	92.1 91.4	91.8	6.8 6.7	6.8	6.8	4.4 4.6	4.5	3.8	9.0 10.0	9.5	10.8
				Middle	4.5	26.7 26.6	26.7	8.1 8.2	8.2	35.5 36.4	36.0	90.6 90.5	90.6	6.7 6.6	6.7		3.9 3.6	3.8		11.0 11.0	11.0	
				Bottom	8	26.6 26.6	26.6	7.7 8.1	7.9	33.6 35.3	34.5	90.3 90.3	90.3	6.7 6.7	6.7		3.2 3.1	3.2		12.0 12.0	12.0	
2-Jul-09	Cloudy	Calm	09:18	Surface	1	27.8 27.7	27.8	7.9 7.8	7.9	37.0 36.9	37.0	89.0 88.9	89.0	6.4 6.4	6.4	6.4	4.3 4.1	4.2	3.2	6.0 7.0	6.5	9.5
				Middle	4.5	27.5 27.5	27.5	7.8 7.8	7.8	35.7 36.7	36.2	88.9 88.9	88.9	6.4 6.4	6.4		2.6 3.1	2.9		9.0 9.0	9.0	
				Bottom	8	27.5 27.3	27.4	8.0 7.8	7.9	36.5 36.5	36.5	95.6 95.6	95.6	6.8 6.8	6.8		2.7 2.3	2.5		13.0 13.0	13.0	
4-Jul-09	Cloudy	Calm	10:56	Surface	1	27.2 27.2	27.2	7.7 7.8	7.8	31.2 31.2	31.2	97.3 94.8	96.1	6.4 6.5	6.5	6.6	2.5 2.5	2.5	2.8	12.0 12.0	12.0	13.0
				Middle	4.5	27.1 27.1	27.1	7.7 7.7	7.7	31.3 31.2	31.3	92.4 92.0	92.2	6.6 6.6	6.6		2.9 2.9	2.9		14.0 14.0	14.0	
				Bottom	8	27.0 26.9	27.0	7.8 7.7	7.8	31.2 31.4	31.3	90.2 89.8	90.0	6.5 6.4	6.5		3.1 3.1	3.1		13.0 13.0	13.0	
6-Jul-09	Cloudy	Calm	12:24	Surface	1	29.9 29.8	29.9	8.5 7.6	8.1	34.1 34.0	34.1	91.0 90.6	90.8	6.7 6.6	6.7	6.9	2.7 2.6	2.7	3.5	9.0 9.0	9.0	11.8
				Middle	4.5	29.7 29.8	29.8	8.8 9.0	8.9	33.9 34.0	34.0	96.2 94.8	95.5	7.1 6.9	7.0		3.5 3.7	3.6		15.0 15.0	15.0	
				Bottom	8	29.8 29.7	29.8	7.9 8.8	8.4	33.9 34.0	34.0	86.1 95.2	90.7	6.3 6.8	6.6		4.2 4.0	4.1		11.0 12.0	11.5	
8-Jul-09	Sunny	Calm	13:30	Surface	1	29.8 29.8	29.8	8.3 7.4	7.9	34.1 33.9	34.0	91.0 90.5	90.8	6.7 6.6	6.7	6.9	2.6 2.7	2.7	3.5	5.0 5.0	5.0	7.8
				Middle	4.5	29.8 29.9	29.9	8.9 9.0	9.0	34.0 34.0	34.0	96.3 94.7	95.5	7.1 6.9	7.0		3.4 3.7	3.6		10.0 10.0	10.0	
				Bottom	8	29.9 29.7	29.8	7.6 8.6	8.1	34.0 33.9	34.0	86.2 95.0	90.6	6.4 7.0	6.7		4.2 4.2	4.2		8.0 9.0	8.5	
10-Jul-09	Sunny	Calm	14:34	Surface	1	29.7 29.7	29.7	8.5 7.5	8.0	33.9 33.8	33.9	91.1 90.7	90.9	6.5 6.7	6.6	6.8	2.8 2.6	2.7	3.5	6.0 6.0	6.0	7.8
				Middle	4.5	29.8 29.7	29.8	8.8 9.0	8.9	34.0 34.1	34.1	96.3 94.9	95.6	6.9 6.8	6.9		3.4 3.8	3.6		10.0 9.0	9.5	
				Bottom	8	29.8 29.8	29.8	7.8 8.6	8.2	34.0 33.9	34.0	86.1 95.1	90.6	6.2 6.8	6.5		4.4 4.2	4.3		8.0 8.0	8.0	
13-Jul-09	Sunny	Calm	16:08	Surface	1	29.8 29.8	29.8	7.9 6.9	7.4	34.0 33.8	33.9	91.2 90.7	91.0	6.5 6.7	6.6	6.8	2.6 2.6	2.6	3.5	11.0 10.0	10.5	9.5
				Middle	4.5	29.7 29.7	29.7	8.3 8.5	8.4	34.0 34.0	34.0	96.2 94.8	95.5	7.1 6.8	7.0		3.4 3.7	3.6		9.0 9.0	9.0	
				Bottom	8	29.9 29.8	29.9	7.1 8.0	7.6	33.9 33.9	33.9	86.0 95.1	90.6	6.2 6.9	6.6		4.4 4.2	4.3		9.0 9.0	9.0	
15-Jul-09	Cloudy	Calm	17:24	Surface	1	26.8 26.7	26.8	8.5 7.5	8.0	34.1 33.9	34.0	91.1 90.5	90.8	6.5 6.5	6.5	6.8	2.8 2.7	2.8	3.6	10.0 11.0	10.5	13.2
				Middle	4.5	26.7 26.9	26.8	8.9 9.0	9.0	33.9 34.0	34.0	96.2 94.9	95.6	7.0 6.9	7.0		3.3 3.8	3.6		12.0 12.0	12.0	
				Bottom	8	26.8 26.9	26.9	7.7 8.7	8.2	34.0 34.1	34.1	86.2 95.0	90.6	6.2 6.9	6.6		4.3 4.2	4.3		17.0 17.0	17.0	
17-Jul-09	Sunny	Calm	08:30	Surface	1	29.8 29.9	29.9	7.8 7.2	7.5	34.0 34.1	34.1	91.1 90.7	90.9	6.7 6.5	6.6	6.8	2.3 2.8	2.6	3.0	11.0 11.0	11.0	9.7
				Middle	4.5	29.9 29.8	29.9	8.4 8.4	8.4	34.0 33.9	34.0	96.2 94.9	95.6	7.1 6.9	7.0		2.2 2.5	2.4		11.0 11.0	11.0	
				Bottom	8	29.7 29.7	29.7	7.2 8.1	7.7	33.9 34.0	34.0	86.1 95.0	90.6	6.2 6.9	6.6		4.1 3.9	4.0		7.0 7.0	7.0	
20-Jul-09	Cloudy	Calm	11:08	Surface	1	27.9 27.7	27.8	8.6 7.7	8.2	34.0 33.9	34.0	91.1 90.7	90.9	6.7 6.7	6.7	6.9	2.7 2.7	2.7	3.2	9.0 9.0	9.0	7.7
				Middle	4.5	27.7 27.9	27.8	8.8 8.8	8.8	34.0 33.9	34.0	96.2 94.8	95.5	6.9 7.0	7.0		2.9 3.0	3.0		6.0 6.0	6.0	
				Bottom	8	27.9 27.8	27.9	7.7 8.7	8.2	34.1 34.1	34.1	86.2 95.1	90.7	6.2 7.0	6.6		4.2 3.7	4.0		8.0 8.0	8.0	

**Water Quality Monitoring Results at I1 - Mid-Ebb Tide (without marine works and without silt curtain)**

Date	Weather Condition	Sea Condition**	Sampling Time	Depth (m)	Water Temperature (°C)		pH		Salinity ppt		DO Saturation (%)		Dissolved Oxygen (mg/L)			Turbidity(NTU)			Suspended Solids (mg/L)			
					Value	Average	Value	Average	Value	Average	Value	Average	Value	Average	DA*	Value	Average	DA*	Value	Average	DA*	
22-Jul-09	Sunny	Calm	12:28	Surface	1	27.8 27.9	27.9	7.5 6.8	7.2	33.9 34.1	34.0	91.2 90.6	90.9	6.7 6.5	6.6	6.8	4.3 4.1	4.2	5.0	12.0 12.0	12.0	11.5
				Middle	4.5	27.7 27.7	27.7	8.1 8.1	8.1	33.9 34.0	34.0	96.3 94.7	95.5	6.9 6.8	6.9		4.9 5.1	5.0		12.0 11.0	11.5	
				Bottom	8	27.7 27.9	27.8	6.8 7.9	7.4	33.9 34.1	34.0	86.1 95.0	90.6	6.1 7.0	6.6		6.6	5.8 5.6		5.7	11.0 11.0	
24-Jul-09	Sunny	Calm	14:33	Surface	1	27.7 27.9	27.8	7.9 7.0	7.5	34.1 33.9	34.0	91.0 90.5	90.8	6.7 6.7	6.7	6.9	2.2 2.5	2.4	3.2	10.0 10.0	10.0	10.3
				Middle	4.5	27.9 27.9	27.9	8.3 8.2	8.3	34.0 34.1	34.1	96.2 94.8	95.5	6.9 7.0	7.0		2.8 2.8	2.8		9.0 9.0	9.0	
				Bottom	8	27.7 27.7	27.7	7.2 8.0	7.6	34.0 34.1	34.1	86.0 95.0	90.5	6.2 6.9	6.6		6.6	4.4 4.2		4.3	12.0 12.0	
27-Jul-09	Rainy	Calm	16:05	Surface	1	27.7 27.8	27.8	7.7 6.9	7.3	33.9 34.1	34.0	91.0 90.7	90.9	6.5 6.5	6.5	6.8	2.6 2.1	2.4	3.1	9.0 9.0	9.0	8.2
				Middle	4.5	27.7 27.8	27.8	8.0 8.3	8.2	33.9 34.1	34.0	96.3 94.9	95.6	7.1 6.9	7.0		3.2 3.1	3.2		5.0 6.0	5.5	
				Bottom	8	27.9 27.9	27.9	7.2 8.0	7.6	34.0 34.0	34.0	95.2 95.2	95.2	6.9 7.0	7.0		7.0	3.2 4.0		3.6	10.0 10.0	
29-Jul-09	Fine	Calm	17:28	Surface	1	27.8 27.8	27.8	8.4 7.5	8.0	33.9 34.0	34.0	91.2 90.7	91.0	6.5 6.6	6.6	6.8	2.1 2.0	2.1	3.2	14.0 14.0	14.0	12.2
				Middle	4.5	27.8 27.9	27.9	8.9 8.8	8.9	33.9 34.0	34.0	96.3 94.8	95.6	6.9 7.0	7.0		3.3 3.4	3.4		10.0 10.0	10.0	
				Bottom	8	27.9 27.8	27.9	7.6 8.8	8.2	33.9 33.9	33.9	86.1 95.2	90.7	6.1 6.8	6.5		6.5	4.4 3.7		4.1	13.0 12.0	
31-Jul-09	Cloudy	Calm	09:20	Surface	1	27.7 27.7	27.7	7.8 7.0	7.4	33.9 33.9	33.9	91.2 90.7	91.0	6.6 6.4	6.5	6.7	2.1 2.0	2.1	3.0	5.0 5.0	5.0	9.2
				Middle	4.5	27.7 27.9	27.8	8.4 8.3	8.4	33.9 33.9	33.9	96.1 94.8	95.5	7.1 6.7	6.9		3.1 3.4	3.3		8.0 9.0	8.5	
				Bottom	8	27.9 27.8	27.9	7.1 8.3	7.7	34.0 34.0	34.0	86.1 95.1	90.6	6.4 6.7	6.6		6.6	3.9 3.5		3.7	14.0 14.0	
3-Aug-09	Rainy	Calm	11:30	Surface	1	27.7 27.9	27.8	8.4 7.7	8.1	34.0 34.0	34.0	88.1 87.5	87.8	6.3 6.2	6.3	6.5	2.7 2.8	2.8	3.0	8.0 8.0	8.0	7.8
				Middle	4.5	27.8 27.7	27.8	8.9 9.0	9.0	33.9 33.9	33.9	93.1 91.8	92.5	6.7 6.4	6.6		3.0 2.5	2.8		7.0 8.0	7.5	
				Bottom	8	27.7 27.9	27.8	7.6 8.8	8.2	34.1 33.9	34.0	83.1 92.1	87.6	5.9 6.5	6.2		6.2	3.3 3.6		3.5	8.0 8.0	
5-Aug-09	Rainy	Calm	12:30	Surface	1	27.9 27.7	27.8	8.3 7.6	8.0	34.1 34.1	34.1	91.0 90.6	90.8	6.7 6.7	6.7	6.8	1.9 2.1	2.0	2.8	5.0 5.0	5.0	7.5
				Middle	4.5	27.7 27.9	27.8	8.9 9.0	9.0	34.1 34.1	34.1	96.1 94.7	95.4	6.9 6.8	6.9		2.6 2.9	2.8		7.0 7.0	7.0	
				Bottom	8	27.7 27.8	27.8	7.6 8.7	8.2	34.1 34.1	34.1	86.0 95.0	90.5	6.2 6.9	6.6		6.6	3.4 3.5		3.5	11.0 10.0	
7-Aug-09	Sunny	Calm	13:28	Surface	1	27.8 27.9	27.9	7.9 7.2	7.6	33.8 33.9	33.9	91.0 90.5	90.8	6.5 6.5	6.5	6.8	6.4 5.9	6.2	7.1	6.0 6.0	6.0	5.8
				Middle	4.5	27.7 27.8	27.8	8.5 8.5	8.5	34.1 34.0	34.1	96.2 94.8	95.5	6.9 7.0	7.0		8.0 6.5	7.3		4.0 5.0	4.5	
				Bottom	8	27.9 27.8	27.9	7.1 8.2	7.7	34.1 34.1	34.1	86.2 95.1	90.7	6.1 7.0	6.6		6.6	7.8 7.5		7.7	7.0 7.0	
10-Aug-09	Cloudy	Calm	15:08	Surface	1	27.9 27.8	27.9	8.0 7.3	7.7	33.9 33.8	33.9	91.1 90.7	90.9	6.5 6.4	6.5	6.7	4.4 4.4	4.4	5.6	4.0 4.0	4.0	7.7
				Middle	4.5	27.8 27.9	27.9	8.3 8.4	8.4	34.0 34.0	34.0	96.1 94.7	95.4	7.0 6.7	6.9		7.1 5.9	6.5		10.0 10.0	10.0	
				Bottom	8	27.7 27.7	27.7	7.2 8.2	7.7	33.9 33.9	33.9	86.2 95.1	90.7	6.4 6.9	6.7		6.7	6.0 6.0		6.0	9.0 9.0	
12-Aug-09	Fine	Calm	16:08	Surface	1	27.7 27.9	27.8	8.4 7.7	8.1	34.0 34.1	34.1	91.1 90.7	90.9	6.5 6.5	6.5	6.7	2.1 2.1	2.1	3.1	9.0 9.0	9.0	7.2
				Middle	4.5	27.8 27.9	27.9	8.8 8.8	8.8	34.1 33.9	34.0	96.3 94.7	95.5	6.9 6.8	6.9		3.3 3.3	3.3		5.0 6.0	5.5	
				Bottom	8	27.8 27.9	27.9	7.9 8.5	8.2	34.1 34.1	34.1	86.1 95.1	90.6	6.1 6.9	6.5		6.5	3.9 3.9		3.9	7.0 7.0	
14-Aug-09	Cloudy	Calm	17:01	Surface	1	28.0 28.0	28.0	8.0 7.8	7.9	34.4 34.4	34.4	89.9 89.9	89.9	6.6 6.6	6.6	6.7	1.7 1.6	1.7	2.0	8.0 8.0	8.0	8.5
				Middle	4.5	27.6 27.6	27.6	8.1 8.0	8.1	34.4 34.4	34.4	90.6 89.1	89.9	6.7 6.6	6.7		2.0 2.0	2.0		12.0 11.0	11.5	
				Bottom	8	27.6 27.6	27.6	8.0 7.8	7.9	34.4 34.3	34.4	88.7 88.7	88.7	6.6 6.6	6.6		6.6	2.4 2.4		2.4	6.0 6.0	

Remarks: \* DA: Depth-Averaged  
 \*\* Calm: Small or no wave; Moderate: Between calm and rough; Rough : White capped or rougher

### Water Quality Monitoring Results at I1 - Mid-Flood Tide (without marine works and without silt curtain)

Date	Weather Condition	Sea Condition**	Sampling Time	Depth (m)	Water Temperature (°C)		pH		Salinity ppt		DO Saturation (%)		Dissolved Oxygen (mg/L)			Turbidity(NTU)			Suspended Solids (mg/L)			
					Value	Average	Value	Average	Value	Average	Value	Average	Value	Average	DA*	Value	Average	DA*	Value	Average	DA*	
26-Jun-09	Rainy	Calm	08:43	Surface	1	26.4 26.5	26.5	7.7 7.7	7.7	33.1 33.9	33.5	91.9 92.1	92.0	6.6 6.6	6.6	6.7	3.6 3.6	3.5	3.5	7.0 6.0	6.5	5.5
				Middle	4.5	26.4 26.4	26.4	8.1 7.9	8.0	35.1 36.0	35.6	92.2 92.1	92.2	6.7 6.6	6.7		3.6 3.7	3.7		6.0 6.0	6.0	
				Bottom	8	26.3 26.4	26.4	7.9 8.2	8.1	32.7 34.8	33.8	91.3 91.0	91.2	6.6 6.6	6.6		3.5 3.2	3.4		4.0 4.0	4.0	
29-Jun-09	Cloudy	Calm	11:42	Surface	1	26.7 26.7	26.7	7.7 7.9	7.8	33.8 32.9	33.4	93.8 93.9	93.9	6.8 6.9	6.9	7.0	4.3 4.2	4.3	3.8	12.0 12.0	12.0	9.3
				Middle	4.5	26.6 26.5	26.6	7.9 7.9	7.9	33.9 36.1	35.0	93.9 93.9	93.9	7.0 6.9	7.0		4.1 3.6	3.9		8.0 8.0	8.0	
				Bottom	8	26.6 26.5	26.6	8.1 8.2	8.2	34.8 34.6	34.7	93.8 93.6	93.7	6.9 6.8	6.9		3.4 3.2	3.3		8.0 8.0	8.0	
2-Jul-09	Cloudy	Calm	16:11	Surface	1	27.6 27.6	27.6	7.8 7.8	7.8	36.6 36.2	36.4	89.2 88.2	88.7	6.4 6.4	6.4	6.4	3.8 3.6	3.7	3.6	12.0 12.0	12.0	11.8
				Middle	4.5	27.6 27.6	27.6	7.9 7.8	7.9	36.3 36.4	36.4	87.6 88.1	87.9	6.4 6.4	6.4		3.2 3.6	3.4		11.0 11.0	11.0	
				Bottom	8	27.6 27.6	27.6	8.0 8.1	8.1	36.2 33.4	34.8	87.6 88.2	87.9	6.3 6.3	6.3		3.9 3.5	3.7		13.0 12.0	12.5	
4-Jul-09	Cloudy	Calm	17:14	Surface	1	28.1 28.0	28.1	7.8 7.8	7.8	30.7 31.5	31.1	95.9 98.7	97.3	7.0 6.8	6.9	6.8	2.3 2.4	2.4	2.8	14.0 14.0	14.0	12.0
				Middle	4.5	28.0 28.0	28.0	8.1 7.9	8.0	31.6 31.6	31.6	93.4 93.3	93.4	6.6 6.6	6.6		2.7 2.8	2.8		8.0 8.0	8.0	
				Bottom	8	27.9 27.9	27.9	7.8 8.1	8.0	31.7 31.7	31.7	93.0 93.0	93.0	6.0 6.7	6.4		3.0 3.1	3.1		14.0 14.0	14.0	
6-Jul-09	Cloudy	Calm	17:40	Surface	1	29.7 29.9	29.8	7.9 8.2	8.1	34.0 33.9	34.0	91.9 91.7	91.8	6.7 6.8	6.8	6.8	2.0 1.9	2.0	2.5	10.0 10.0	10.0	8.7
				Middle	4.5	29.8 29.9	29.9	8.1 8.2	8.2	34.0 34.0	34.0	86.3 92.8	89.6	6.4 6.9	6.7		2.2 2.6	2.4		10.0 10.0	10.0	
				Bottom	8	29.8 29.7	29.8	8.6 8.7	8.7	34.1 34.0	34.1	94.8 95.2	95.0	6.9 6.9	6.9		3.0 2.9	3.0		6.0 6.0	6.0	
8-Jul-09	Sunny	Calm	08:39	Surface	1	29.8 29.9	29.9	7.9 8.1	8.0	34.0 33.9	34.0	91.8 91.5	91.7	6.7 6.6	6.7	6.7	2.0 2.0	2.0	2.4	10.0 10.0	10.0	11.3
				Middle	4.5	29.8 29.9	29.9	8.2 8.2	8.2	34.0 34.1	34.1	86.3 92.7	89.5	6.2 6.9	6.6		2.1 2.5	2.3		12.0 12.0	12.0	
				Bottom	8	29.8 29.9	29.9	8.6 8.6	8.6	34.0 33.9	34.0	94.6 95.2	94.9	6.8 7.0	6.9		2.8 3.0	2.9		12.0 12.0	12.0	
10-Jul-09	Sunny	Calm	08:41	Surface	1	29.8 29.8	29.8	8.1 8.2	8.2	33.9 34.1	34.0	92.0 91.6	91.8	6.7 6.8	6.8	6.7	1.9 2.1	2.0	2.4	11.0 11.0	11.0	10.5
				Middle	4.5	29.7 29.9	29.8	8.1 8.2	8.2	34.0 34.1	34.1	86.3 92.8	89.6	6.3 6.6	6.5		2.1 2.5	2.3		6.0 6.0	6.0	
				Bottom	8	29.8 29.8	29.8	8.6 8.7	8.7	34.2 34.0	34.1	94.8 95.3	95.1	6.8 6.8	6.8		3.0 2.9	3.0		15.0 14.0	14.5	
13-Jul-09	Sunny	Calm	09:50	Surface	1	29.8 29.8	29.8	7.5 7.6	7.6	34.0 33.9	34.0	92.0 91.6	91.8	6.7 6.6	6.7	6.6	1.9 1.9	1.9	2.5	7.0 8.0	7.5	9.8
				Middle	4.5	29.8 29.8	29.8	7.8 7.8	7.8	34.0 34.1	34.1	86.3 92.8	89.6	6.3 6.6	6.5		2.3 2.6	2.5		8.0 8.0	8.0	
				Bottom	8	29.7 29.7	29.7	8.2 8.0	8.1	34.1 33.9	34.0	94.7 95.3	95.0	7.0 6.8	6.9		2.8 3.1	3.0		14.0 14.0	14.0	
15-Jul-09	Cloudy	Calm	11:43	Surface	1	26.7 26.8	26.8	8.0 8.1	8.1	34.1 34.0	34.1	91.8 91.7	91.8	6.5 6.6	6.6	6.5	2.0 2.1	2.1	2.5	10.0 10.0	10.0	12.3
				Middle	4.5	26.9 26.8	26.9	8.2 8.2	8.2	33.8 33.9	33.9	86.2 92.7	89.5	6.1 6.6	6.4		2.1 2.6	2.4		10.0 10.0	10.0	
				Bottom	8	26.9 26.8	26.9	8.5 8.6	8.6	34.2 33.9	34.1	94.7 95.2	95.0	6.8 7.0	6.9		2.8 3.1	3.0		17.0 17.0	17.0	
17-Jul-09	Sunny	Calm	15:25	Surface	1	29.8 29.9	29.9	7.4 7.8	7.6	34.0 33.9	34.0	91.8 91.6	91.7	6.5 6.5	6.5	6.5	0.8 0.9	0.9	1.6	6.0 7.0	6.5	8.2
				Middle	4.5	29.8 29.9	29.9	7.6 7.6	7.6	33.9 34.0	34.0	86.2 92.8	89.5	6.2 6.8	6.5		1.7 1.8	1.8		6.0 6.0	6.0	
				Bottom	8	29.9 29.7	29.8	8.0 8.1	8.1	33.9 33.9	33.9	94.8 95.2	95.0	7.0 7.0	7.0		2.0 2.4	2.2		12.0 12.0	12.0	
20-Jul-09	Cloudy	Calm	17:40	Surface	1	27.9 27.9	27.9	8.1 8.1	8.1	33.9 34.0	34.0	91.9 91.5	91.7	6.8 6.7	6.8	6.7	1.4 1.4	1.4	1.7	7.0 7.0	7.0	9.7
				Middle	4.5	27.8 27.9	27.9	8.3 8.2	8.3	33.9 33.9	33.9	86.3 92.8	89.6	6.4 6.8	6.6		1.5 1.6	1.6		9.0 9.0	9.0	
				Bottom	8	27.9 27.7	27.8	8.7 8.7	8.7	34.0 34.1	34.1	94.7 95.3	95.0	6.8 6.8	6.8		1.9 2.1	2.0		13.0 13.0	13.0	

**Water Quality Monitoring Results at I1 - Mid-Flood Tide (without marine works and without silt curtain)**

Date	Weather Condition	Sea Condition**	Sampling Time	Depth (m)	Water Temperature (°C)		pH		Salinity ppt		DO Saturation (%)		Dissolved Oxygen (mg/L)			Turbidity(NTU)			Suspended Solids (mg/L)			
					Value	Average	Value	Average	Value	Average	Value	Average	Value	Average	DA*	Value	Average	DA*	Value	Average	DA*	
22-Jul-09	Fine	Calm	17:40	Surface	1	27.9 27.9	27.9	7.2 7.5	7.4	33.9 34.1	34.0	91.8 91.7	91.8	6.6 6.6	6.6	6.5	3.8 3.4	3.6	3.9	9.0 8.0	9.0	9.7
				Middle	4.5	27.7 27.8	27.8	7.5 7.5	7.5	34.0 34.0	34.0	86.4 92.9	89.7	6.1 6.6	6.4		3.7 4.1	3.9		8.0 8.0	8.0	
				Bottom	8	27.9 27.9	27.9	7.9 7.8	7.9	34.1 34.0	34.1	94.8 95.3	95.1	6.8 6.9	6.9		4.2 4.4	4.3		12.0 12.0	12.0	
24-Jul-09	Sunny	Calm	08:44	Surface	1	27.8 27.8	27.8	7.4 7.6	7.5	33.9 33.8	33.9	91.8 91.5	91.7	6.6 6.8	6.7	6.6	0.8 0.8	0.8	1.5	6.0 6.0	6.0	8.0
				Middle	4.5	27.9 27.7	27.8	7.4 7.5	7.5	33.8 34.1	34.0	86.4 92.9	89.7	6.3 6.6	6.5		1.3 1.3	1.3		8.0 8.0	8.0	
				Bottom	8	27.8 27.8	27.8	7.9 7.9	7.9	34.1 34.0	34.1	94.6 95.1	94.9	6.9 6.8	6.9		2.4 2.4	2.4		10.0 10.0	10.0	
27-Jul-09	Rainy	Calm	09:55	Surface	1	27.7 27.8	27.8	7.4 7.4	7.4	33.9 34.0	34.0	91.9 91.6	91.8	6.6 6.6	6.6	6.6	1.5 1.6	1.6	1.7	10.0 10.0	10.0	9.5
				Middle	4.5	27.8 27.7	27.8	7.5 7.4	7.5	33.9 34.0	34.0	86.4 92.7	89.6	6.3 6.6	6.5		1.5 1.6	1.6		8.0 9.0	8.5	
				Bottom	8	27.9 27.8	27.9	8.0 7.9	8.0	34.1 33.9	34.0	94.7 95.3	95.0	6.9 7.0	7.0		2.0 1.9	2.0		10.0 10.0	10.0	
29-Jul-09	Sunny	Calm	12:40	Surface	1	27.9 27.9	27.9	8.3 8.3	8.1	33.9 34.0	34.0	91.8 91.6	91.7	6.6 6.7	6.7	6.6	1.7 1.7	1.7	1.9	10.0 10.0	10.0	13.0
				Middle	4.5	27.9 27.9	27.9	8.2 8.1	8.2	34.1 33.9	34.0	86.4 92.7	89.6	6.1 6.6	6.4		1.3 1.5	1.4		13.0 13.0	13.0	
				Bottom	8	27.9 27.7	27.8	8.5 8.5	8.5	34.1 34.0	34.1	94.6 95.1	94.9	7.0 6.9	7.0		2.6 2.6	2.6		16.0 16.0	16.0	
3-Aug-09	Rainy	Calm	17:40	Surface	1	27.8 27.7	27.8	8.0 8.1	8.1	34.1 34.0	34.1	92.0 91.7	91.9	6.7 6.5	6.6	6.5	1.1 1.1	1.1	1.8	10.0 10.0	10.0	11.2
				Middle	4.5	27.9 27.9	27.9	8.2 8.2	8.2	34.0 34.0	34.0	86.4 92.8	89.6	6.2 6.6	6.4		1.8 1.9	1.9		11.0 11.0	11.0	
				Bottom	8	27.8 27.9	27.9	8.5 8.5	8.5	33.9 34.2	34.1	94.7 95.1	94.9	6.7 6.9	6.8		2.6 2.1	2.4		13.0 12.0	12.5	
5-Aug-09	Rainy	Calm	17:40	Surface	1	27.7 27.9	27.8	8.0 8.3	8.2	34.0 33.9	34.0	91.8 91.7	91.8	6.8 6.7	6.8	6.7	1.3 1.2	1.3	1.9	9.0 9.0	9.0	6.8
				Middle	4.5	27.9 27.8	27.9	8.0 8.1	8.1	33.9 34.0	34.0	86.4 92.9	89.7	6.1 6.8	6.5		1.6 1.4	1.5		7.0 7.0	7.0	
				Bottom	8	27.7 27.9	27.8	8.6 8.5	8.6	34.1 34.0	34.1	94.8 95.1	95.0	6.9 7.0	7.0		2.8 2.7	2.8		4.0 5.0	4.5	
7-Aug-09	Sunny	Calm	08:40	Surface	1	27.8 27.7	27.8	7.5 7.8	7.7	34.0 33.9	34.0	91.9 91.6	91.8	6.6 6.6	6.6	6.6	4.7 4.6	4.7	5.5	5.0 5.0	5.0	5.2
				Middle	4.5	27.8 27.7	27.8	7.5 7.7	7.6	34.0 34.0	34.0	86.2 92.9	89.6	6.3 6.7	6.5		4.9 5.7	5.3		4.0 5.0	4.5	
				Bottom	8	27.8 27.7	27.8	8.0 8.2	8.1	33.9 34.0	34.0	94.8 95.3	95.1	6.9 7.0	7.0		6.8 5.9	6.4		6.0 6.0	6.0	
10-Aug-09	Cloudy	Calm	09:02	Surface	1	27.7 27.7	27.7	7.5 7.9	7.7	33.9 34.1	34.0	91.9 91.6	91.8	6.5 6.5	6.5	6.5	5.1 5.1	5.1	4.1	10.0 10.0	10.0	7.8
				Middle	4.5	27.7 27.8	27.8	7.9 7.9	7.9	34.1 34.1	34.1	86.4 92.7	89.6	6.1 6.7	6.4		3.0 3.0	3.0		5.0 5.0	5.0	
				Bottom	8	27.9 27.9	27.9	8.2 8.1	8.2	34.2 34.0	34.1	94.8 95.2	95.0	6.7 6.9	6.8		4.2 4.3	4.3		8.0 9.0	8.5	
12-Aug-09	Fine	Calm	10:30	Surface	1	27.7 27.9	27.8	8.1 8.2	8.2	34.0 34.0	34.0	92.0 91.5	91.8	6.6 6.8	6.7	6.6	1.2 1.3	1.3	1.8	7.0 7.0	7.0	7.7
				Middle	4.5	27.8 27.7	27.8	8.0 8.2	8.1	34.1 34.1	34.1	86.2 92.7	89.5	6.3 6.6	6.5		1.6 2.0	1.8		7.0 7.0	7.0	
				Bottom	8	27.8 27.8	27.8	8.5 8.7	8.6	34.0 34.1	34.1	94.7 95.1	94.9	6.7 6.8	6.8		2.3 2.4	2.4		9.0 9.0	9.0	
14-Aug-09	Rainy	Calm	13:00	Surface	1	28.0 28.0	28.0	7.8 7.8	7.8	34.3 34.3	34.3	104.4 104.4	104.4	7.6 7.6	7.6	7.4	2.4 2.4	2.4	2.8	7.0 6.0	6.5	8.8
				Middle	4.5	27.9 27.9	27.9	8.0 7.9	8.0	34.3 34.3	34.3	96.4 96.4	96.4	7.1 7.1	7.1		2.8 2.8	2.8		7.0 7.0	7.0	
				Bottom	8	27.8 27.8	27.8	7.9 8.1	8.0	34.3 34.3	34.3	95.9 95.9	95.9	7.1 7.1	7.1		3.2 3.2	3.2		13.0 13.0	13.0	

Remarks: The reporting limit for laboratory analysis of suspended solids is 2.5 mg/L. For the results below the reporting limit, the SS level will be taken as 2.5 mg/L.

\* DA: Depth-Averaged

\*\* Calm: Small or no wave; Moderate: Between calm and rough; Rough : White capped or rougher

**Water Quality Monitoring Results at I2 - Mid-Ebb Tide (without marine works and without silt curtain)**

Date	Weather Condition	Sea Condition**	Sampling Time	Depth (m)		Water Temperature (°C)		pH		Salinity ppt		DO Saturation (%)		Dissolved Oxygen (mg/L)		Turbidity(NTU)			Suspended Solids (mg/L)			
						Value	Average	Value	Average	Value	Average	Value	Average	Value	Average	DA*	Value	Average	DA*	Value	Average	DA*
26-Jun-09	Rainy	Calm	15:50	Surface	1	25.8 25.8	25.8	7.9 7.8	7.9	34.4 33.2	33.8	94.7 95.3	95.0	6.8 6.8	6.8	6.9	3.2 3.6	3.4	3.5	5.0 5.0	5.0	5.0
				Middle	4.5	25.7 25.7	25.7	7.9 8.0	8.0	36.2 32.4	34.3	96.4 96.4	96.4	7.0 6.9	7.0		4.1 4.3	4.2		5.0 5.0	5.0	
				Bottom	8	25.7 25.7	25.7	8.2 8.1	8.2	34.4 35.1	34.8	95.5 95.3	95.4	7.0 6.9	7.0		2.6 2.9	2.8		5.0 5.0	5.0	
29-Jun-09	Cloudy	Calm	17:07	Surface	1	26.8 26.8	26.8	7.8 8.1	8.0	35.3 35.9	35.6	90.8 90.8	90.8	6.6 6.7	6.7	6.7	3.8 3.8	3.8	3.8	9.0 10.0	9.5	10.8
				Middle	4.5	26.7 26.7	26.7	7.8 7.8	7.8	36.1 35.8	36.0	90.9 91.0	91.0	6.7 6.7	6.7		4.0 4.0	4.0		12.0 12.0	12.0	
				Bottom	8	26.6 26.7	26.7	8.0 8.0	8.0	35.9 35.4	35.7	90.9 90.9	90.9	6.7 6.7	6.7		3.6 3.7	3.7		11.0 11.0	11.0	
2-Jul-09	Cloudy	Calm	09:20	Surface	1	27.9 27.9	27.9	7.7 7.9	7.8	36.8 36.9	36.9	92.3 91.9	92.1	6.6 6.5	6.6	6.6	3.6 3.6	3.6	3.4	9.0 9.0	9.0	9.2
				Middle	4.5	27.7 27.6	27.7	7.8 7.8	7.8	37.2 37.1	37.2	92.3 91.9	92.1	6.6 6.5	6.6		3.7 3.2	3.5		6.0 7.0	6.5	
				Bottom	8	27.5 27.5	27.5	8.0 8.0	8.0	37.6 37.2	37.4	91.4 91.4	91.4	6.5 6.5	6.5		3.2 3.1	3.2		12.0 12.0	12.0	
4-Jul-09	Cloudy	Calm	10:46	Surface	1	27.1 27.1	27.1	7.8 7.7	7.8	31.3 31.3	31.3	104.6 101.5	103.1	6.9 6.9	6.9	6.8	2.2 2.2	2.2	2.6	10.0 10.0	10.0	12.8
				Middle	4.5	27.0 27.0	27.0	8.0 7.8	7.9	31.4 31.4	31.4	94.5 94.2	94.4	6.7 6.6	6.7		2.5 2.6	2.6		15.0 16.0	15.5	
				Bottom	8	26.9 26.9	26.9	7.9 7.9	7.9	31.5 31.5	31.5	92.9 92.8	92.9	6.6 6.6	6.6		2.8 2.9	2.9		13.0 13.0	13.0	
6-Jul-09	Cloudy	Calm	12:13	Surface	1	30.0 29.9	30.0	8.2 8.6	8.4	34.1 34.1	34.1	93.6 93.2	93.4	6.7 6.7	6.7	6.8	1.8 2.1	2.0	2.4	13.0 13.0	13.0	12.0
				Middle	4.5	29.9 29.7	29.8	8.0 8.3	8.2	34.0 34.1	34.1	91.6 90.0	90.8	6.8 6.7	6.8		2.1 2.1	2.1		15.0 15.0	15.0	
				Bottom	8	29.8 29.9	29.9	8.5 8.5	8.5	33.9 34.0	34.0	85.0 81.6	83.3	6.5 6.2	6.4		2.7 3.3	3.0		8.0 8.0	8.0	
8-Jul-09	Sunny	Calm	13:19	Surface	1	29.8 29.9	29.9	8.1 8.7	8.4	33.8 33.9	33.9	93.5 93.2	93.4	6.9 6.7	6.8	6.8	1.8 2.0	1.9	2.3	6.0 6.0	6.0	8.2
				Middle	4.5	29.7 29.7	29.7	7.9 8.2	8.1	33.9 34.0	34.0	91.7 90.0	90.9	6.7 6.6	6.7		2.1 2.1	2.1		8.0 8.0	8.0	
				Bottom	8	29.8 29.7	29.8	8.4 8.5	8.5	34.1 34.1	34.1	84.9 81.6	83.3	6.3 6.1	6.2		2.8 3.1	3.0		11.0 10.0	10.5	
10-Jul-09	Sunny	Calm	14:22	Surface	1	29.8 29.9	29.9	8.1 8.5	8.3	34.1 33.9	34.0	93.6 93.3	93.5	6.8 6.7	6.8	6.7	1.8 2.1	2.0	2.4	9.0 9.0	9.0	10.2
				Middle	4.5	29.8 29.8	29.8	7.9 8.2	8.1	34.0 33.9	34.0	91.8 89.9	90.9	6.6 6.6	6.6		2.0 2.0	2.1		7.0 7.0	7.0	
				Bottom	8	29.9 29.8	29.9	8.5 8.5	8.5	34.1 34.1	34.1	87.9 84.8	86.4	6.6 6.4	6.5		2.9 3.0	3.0		15.0 14.0	14.5	
13-Jul-09	Sunny	Calm	15:57	Surface	1	29.8 30.0	29.9	7.5 8.0	7.8	33.8 33.8	33.8	93.7 93.3	93.5	6.7 6.9	6.8	6.7	1.8 2.1	2.0	2.3	11.0 11.0	11.0	11.0
				Middle	4.5	29.9 29.7	29.8	7.3 7.6	7.5	33.9 34.0	34.0	91.8 90.1	91.0	6.8 6.4	6.6		2.2 2.0	2.1		13.0 13.0	13.0	
				Bottom	8	29.8 29.7	29.8	8.0 7.9	8.0	34.0 34.0	34.0	87.0 83.6	85.3	6.5 6.3	6.4		2.7 3.1	2.9		9.0 9.0	9.0	
15-Jul-09	Cloudy	Calm	17:13	Surface	1	26.8 26.9	26.9	8.0 8.6	8.3	34.1 34.0	34.1	93.7 93.4	93.6	6.9 6.8	6.9	6.8	1.8 1.9	1.9	2.4	7.0 7.0	7.0	13.0
				Middle	4.5	26.8 26.9	26.9	7.8 8.2	8.0	33.9 33.9	33.9	91.8 89.9	90.9	6.5 6.6	6.6		2.3 2.1	2.2		11.0 11.0	11.0	
				Bottom	8	26.8 26.9	26.9	8.5 8.3	8.4	34.0 33.9	34.0	87.9 84.7	86.3	6.7 6.3	6.5		2.7 3.3	3.0		21.0 21.0	21.0	

**Water Quality Monitoring Results at I2 - Mid-Ebb Tide (without marine works and without silt curtain)**

Date	Weather Condition	Sea Condition**	Sampling Time	Depth (m)		Water Temperature (°C)		pH		Salinity ppt		DO Saturation (%)		Dissolved Oxygen (mg/L)		Turbidity(NTU)			Suspended Solids (mg/L)			
						Value	Average	Value	Average	Value	Average	Value	Average	Value	Average	DA*	Value	Average	DA*	Value	Average	DA*
17-Jul-09	Sunny	Calm	08:19	Surface	1	29.9	30.0	7.6	7.9	33.9	33.9	93.5	93.4	6.8	6.8	6.7	2.0	2.0	2.1	11.0	11.0	12.3
				Middle	4.5	29.7	29.7	7.4	7.6	34.0	34.0	91.7	90.8	6.8	6.6		1.6	1.6		11.0	11.0	
				Bottom	8	29.8	29.8	8.0	7.9	34.1	34.0	86.1	84.4	6.3	6.2		2.5	2.6		15.0	15.0	
20-Jul-09	Cloudy	Calm	10:57	Surface	1	28.0	28.0	8.1	8.4	33.8	34.0	93.5	93.4	6.7	6.7	6.6	1.1	1.1	1.7	9.0	9.0	8.8
				Middle	4.5	27.8	27.8	8.1	8.1	33.8	33.9	91.7	90.9	6.6	6.5		1.4	1.4		10.0	10.0	
				Bottom	8	27.7	27.8	8.3	8.4	33.9	33.9	86.0	84.4	6.3	6.3		2.6	2.6		7.0	7.5	
22-Jul-09	Sunny	Calm	12:17	Surface	1	27.8	27.8	7.2	7.5	34.0	33.9	93.5	93.3	6.8	6.7	6.6	3.5	3.6	3.9	12.0	12.0	12.3
				Middle	4.5	27.9	27.9	7.1	7.3	34.0	34.0	91.8	90.9	6.6	6.5		3.8	3.6		15.0	15.0	
				Bottom	8	27.8	27.9	7.5	7.6	33.9	34.0	85.3	83.7	6.3	6.2		4.2	4.7		10.0	10.0	
24-Jul-09	Sunny	Calm	14:22	Surface	1	27.8	27.9	7.4	7.8	33.9	34.0	93.5	93.4	6.9	6.9	6.8	1.3	1.3	1.9	12.0	12.0	10.7
				Middle	4.5	27.7	27.7	7.2	7.3	33.8	33.8	91.8	91.0	6.7	6.7		1.6	1.6		9.0	9.0	
				Bottom	8	27.7	27.8	7.8	7.8	33.9	33.9	87.1	85.5	6.5	6.4		2.5	2.8		11.0	11.0	
27-Jul-09	Rainy	Calm	15:53	Surface	1	27.9	27.9	7.2	7.5	33.9	33.9	93.6	93.4	6.9	6.8	6.7	1.8	1.8	1.9	6.0	6.0	8.0
				Middle	4.5	27.9	27.9	7.2	7.4	34.0	33.9	91.8	90.9	6.7	6.6		1.8	1.9		8.0	8.0	
				Bottom	8	27.8	27.9	7.7	7.7	34.1	34.0	88.0	86.4	6.7	6.5		2.0	2.1		10.0	10.0	
29-Jul-09	Fine	Calm	17:17	Surface	1	28.0	27.9	8.1	8.4	33.8	33.9	93.6	93.2	6.8	6.7	6.7	1.5	1.5	2.0	9.0	9.0	10.0
				Middle	4.5	27.7	27.8	8.1	8.0	33.9	33.9	91.6	90.8	6.7	6.6		1.5	1.6		12.0	12.0	
				Bottom	8	27.7	27.7	8.4	8.5	33.9	33.9	88.1	84.7	6.6	6.5		2.8	2.8		9.0	9.0	
31-Jul-09	Cloudy	Calm	09:09	Surface	1	28.0	27.9	7.6	7.9	34.0	34.0	93.5	93.4	6.9	6.8	6.7	1.6	1.7	1.8	6.0	6.0	5.8
				Middle	4.5	27.7	27.7	7.5	7.7	34.0	34.0	91.8	90.9	6.6	6.6		1.3	1.2		5.0	5.5	
				Bottom	8	27.9	27.9	7.8	7.9	34.0	34.0	89.9	84.9	6.5	6.3		1.1	2.6		6.0	6.0	
3-Aug-09	Rainy	Calm	11:19	Surface	1	27.8	27.8	8.0	8.3	34.0	34.0	90.5	90.4	6.6	6.6	6.5	0.9	1.0	1.6	8.0	8.0	8.5
				Middle	4.5	27.8	27.9	7.8	8.1	33.9	34.0	88.6	87.9	6.5	6.3		1.1	1.7		12.0	12.0	
				Bottom	8	27.9	27.7	8.4	8.4	33.9	34.1	85.1	81.7	6.3	6.2		2.0	2.0		5.0	5.5	
5-Aug-09	Rainy	Calm	12:19	Surface	1	27.9	27.9	7.9	8.3	33.9	34.0	93.5	93.2	6.8	6.8	6.7	1.2	1.3	1.7	7.0	7.0	6.7
				Middle	4.5	27.8	27.9	7.8	8.0	34.1	34.0	91.7	90.9	6.6	6.6		1.4	1.5		5.0	5.0	
				Bottom	8	27.8	27.9	8.3	8.3	34.0	34.0	88.0	84.8	6.5	6.5		2.3	2.3		8.0	8.0	
7-Aug-09	Sunny	Calm	13:17	Surface	1	27.8	27.8	7.4	7.8	34.1	34.1	93.7	93.2	6.7	6.8	6.8	6.2	6.0	6.2	6.0	6.0	4.0
				Middle	4.5	27.8	27.9	7.5	7.6	33.9	33.9	91.8	90.1	6.8	6.7		5.9	5.9		3.0	3.0	
				Bottom	8	27.8	27.8	8.0	7.9	34.1	34.0	84.9	81.8	6.3	6.2		6.2	6.7		3.0	3.0	
10-Aug-09	Cloudy	Calm	14:57	Surface	1	27.8	27.9	7.5	7.9	33.9	34.0	93.6	93.4	6.8	6.9	6.8	5.1	4.7	4.4	3.0	3.0	4.7
				Middle	4.5	27.7	27.8	7.7	7.8	34.1	34.1	91.6	90.8	6.6	6.6		3.6	3.7		3.0	3.0	
				Bottom	8	27.9	27.9	8.0	8.1	33.9	33.9	88.1	84.6	6.7	6.5		4.2	4.7		8.0	8.0	
12-Aug-09	Fine	Calm	15:57	Surface	1	27.8	27.8	8.0	8.3	34.0	34.0	93.7	93.2	6.9	6.9	6.8	1.1	1.2	1.8	7.0	7.0	7.7
				Middle	4.5	27.9	27.9	7.9	8.0	34.1	34.1	91.8	90.9	6.8	6.7		1.7	1.7		4.0	4.5	
				Bottom	8	27.7	27.8	8.4	8.4	34.1	34.1	85.9	82.7	6.3	6.3		2.5	2.5		12.0	11.5	
14-Aug-09	Cloudy	Calm	16:52	Surface	1	28.0	28.0	7.9	7.9	34.4	34.4	92.6	91.6	6.8	6.7	6.7	2.0	2.1	2.2	7.0	7.0	9.8
				Middle	4.5	27.8	27.7	8.0	8.0	34.3	34.3	91.1	90.6	6.7	6.7		2.1	2.1		15.0	14.5	
				Bottom	8	27.7	27.6	8.1	8.1	34.3	34.3	90.1	87.6	6.6	6.6		2.2	2.3		8.0	8.0	

Remarks: \* DA: Depth-Averaged  
 \*\* Calm: Small or no wave; Moderate: Between calm and rough; Rough : White capped or rougher

**Water Quality Monitoring Results at I2 - Mid-Flood Tide (without marine works and without silt curtain)**

Date	Weather Condition	Sea Condition**	Sampling Time	Depth (m)	Water Temperature (°C)		pH		Salinity ppt		DO Saturation (%)		Dissolved Oxygen (mg/L)			Turbidity(NTU)			Suspended Solids (mg/L)			
					Value	Average	Value	Average	Value	Average	Value	Average	Value	Average	DA*	Value	Average	DA*	Value	Average	DA*	
26-Jun-09	Rainy	Calm	08:42	Surface	1	26.5 26.5	26.5	8.0 7.8	7.9	34.0 34.8	34.4	91.1 91.7	91.4	6.5 6.6	6.6	6.7	4.2 4.3	4.3	3.5	7.0 7.0	7.0	6.8
				Middle	4.5	26.4 26.3	26.4	7.8 7.9	7.9	34.7 35.2	35.0	93.2 93.1	93.2	6.7 6.7	6.7		3.6 3.2	3.4		6.0 7.0	6.5	
				Bottom	8	26.3 26.4	26.4	7.8 7.7	7.8	35.4 34.7	35.1	92.3 91.9	92.1	6.6 6.7	6.7		2.7 2.9	2.8		7.0 7.0	7.0	
29-Jun-09	Cloudy	Calm	11:39	Surface	1	26.7 26.7	26.7	7.6 7.7	7.7	35.4 36.8	36.1	92.2 92.4	92.3	6.8 6.8	6.8	6.8	4.8 4.2	4.5	3.9	9.0 8.0	8.5	11.2
				Middle	4.5	26.5 26.5	26.5	8.1 7.6	7.9	36.1 36.4	36.3	92.6 92.6	92.6	6.8 6.8	6.8		4.1 3.6	3.9		11.0 11.0	11.0	
				Bottom	8	26.5 26.4	26.5	8.0 8.0	8.0	36.2 36.4	36.3	92.4 92.4	92.4	6.8 6.8	6.8		3.2 3.2	3.2		14.0 14.0	14.0	
2-Jul-09	Cloudy	Calm	16:07	Surface	1	27.8 27.8	27.8	7.7 7.8	7.8	36.1 37.1	36.6	88.9 88.9	88.9	6.4 6.4	6.4	6.4	4.2 4.6	4.4	4.2	12.0 12.0	12.0	12.7
				Middle	4.5	27.7 27.7	27.7	7.7 7.8	7.8	37.5 33.6	35.6	88.8 88.8	88.8	6.4 6.4	6.4		4.3 4.2	4.3		11.0 11.0	11.0	
				Bottom	8	27.6 27.6	27.6	7.7 7.7	7.7	35.0 33.8	34.4	87.8 87.1	87.5	6.4 6.2	6.3		4.1 3.7	3.9		15.0 15.0	15.0	
4-Jul-09	Cloudy	Calm	17:01	Surface	1	28.1 28.1	28.1	7.9 7.8	7.9	31.3 31.4	31.4	100.5 98.2	99.4	7.0 6.9	7.0	6.9	2.7 2.8	2.8	2.9	10.0 10.0	10.0	11.8
				Middle	4.5	28.0 28.0	28.0	7.9 7.8	7.9	31.5 31.5	31.5	94.7 93.7	94.2	6.7 6.7	6.7		2.8 2.9	2.9		14.0 14.0	14.0	
				Bottom	8	27.9 27.9	27.9	8.0 7.8	7.9	31.6 31.7	31.7	93.4 93.0	93.2	6.7 6.7	6.7		3.0 3.0	3.0		12.0 11.0	11.5	
6-Jul-09	Cloudy	Calm	17:30	Surface	1	30.0 29.8	29.9	7.6 8.1	7.9	34.1 34.0	34.1	90.4 90.3	90.4	6.5 6.6	6.6	6.7	2.5 2.6	2.6	3.3	8.0 9.0	8.5	9.0
				Middle	4.5	29.8 29.8	29.8	8.8 7.9	8.4	34.1 34.1	34.1	89.6 90.5	90.1	6.6 6.7	6.7		3.2 3.2	3.2		7.0 8.0	7.5	
				Bottom	8	29.9 29.9	29.9	8.4 8.8	8.6	34.2 34.2	34.2	92.9 94.0	93.5	6.9 7.0	7.0		4.1 4.1	4.1		11.0 11.0	11.0	
8-Jul-09	Sunny	Calm	08:29	Surface	1	29.9 29.9	29.9	7.6 8.2	7.9	33.9 33.9	33.9	90.5 90.2	90.4	6.6 6.5	6.6	6.7	2.6 2.6	2.6	3.4	6.0 6.0	6.0	7.8
				Middle	4.5	29.9 29.9	29.9	8.5 7.7	8.1	34.0 34.1	34.1	89.4 90.6	90.0	6.6 6.7	6.7		3.2 3.7	3.5		7.0 6.0	6.5	
				Bottom	8	29.9 29.8	29.9	8.3 8.6	8.5	34.1 33.9	34.0	92.9 93.9	93.4	6.7 6.9	6.8		4.1 4.3	4.2		11.0 11.0	11.0	
10-Jul-09	Sunny	Calm	08:31	Surface	1	29.8 29.9	29.9	7.5 8.0	7.8	34.0 33.9	34.0	90.6 90.3	90.5	6.7 6.7	6.7	6.7	2.6 2.6	2.6	3.3	5.0 5.0	5.0	7.7
				Middle	4.5	29.8 29.9	29.9	8.7 7.8	8.3	34.0 34.1	34.1	89.5 90.6	90.1	6.5 6.6	6.6		3.3 3.3	3.3		7.0 7.0	7.0	
				Bottom	8	29.7 29.8	29.8	8.4 8.5	8.5	33.9 33.9	33.9	92.9 93.8	93.4	6.6 6.7	6.7		4.1 4.1	4.1		11.0 11.0	11.0	
13-Jul-09	Sunny	Calm	09:40	Surface	1	29.8 29.8	29.8	7.2 7.7	7.5	34.0 34.0	34.0	90.6 90.2	90.4	6.5 6.5	6.5	6.6	2.1 2.1	2.1	3.1	16.0 16.0	16.0	11.8
				Middle	4.5	29.7 29.8	29.8	8.1 7.5	7.8	34.1 33.8	34.0	89.4 90.7	90.1	6.4 6.7	6.6		3.1 3.1	3.1		11.0 12.0	11.5	
				Bottom	8	29.7 29.7	29.7	7.9 8.2	8.1	33.9 34.2	34.1	92.8 93.9	93.4	6.6 6.9	6.8		4.0 4.0	4.0		8.0 8.0	8.0	
15-Jul-09	Cloudy	Calm	11:33	Surface	1	27.0 26.8	26.9	7.5 8.0	7.8	33.8 34.0	33.9	90.6 90.4	90.5	6.7 6.5	6.6	6.5	2.0 2.0	2.0	3.0	9.0 10.0	9.5	10.8
				Middle	4.5	26.8 26.7	26.8	8.6 7.9	8.3	33.9 33.9	33.9	89.4 90.7	90.1	6.3 6.5	6.4		3.1 3.1	3.1		12.0 12.0	12.0	
				Bottom	8	26.8 26.8	26.8	8.5 8.7	8.6	34.1 33.9	34.0	92.9 93.8	93.4	6.8 6.9	6.9		4.0 4.0	4.0		11.0 11.0	11.0	
17-Jul-09	Sunny	Calm	15:15	Surface	1	29.8 30.0	29.9	7.2 7.5	7.4	33.9 33.9	33.9	90.6 90.2	90.4	6.6 6.7	6.7	6.7	1.6 1.7	1.7	2.2	8.0 9.0	8.5	8.8
				Middle	4.5	29.8 29.7	29.8	8.3 7.2	7.8	33.9 34.0	34.0	89.6 90.5	90.1	6.4 6.7	6.6		2.0 2.1	2.1		9.0 9.0	9.0	
				Bottom	8	29.8 29.7	29.8	7.9 8.2	8.1	34.0 34.0	34.0	92.8 93.9	93.4	6.6 6.9	6.8		2.9 2.8	2.9		9.0 9.0	9.0	
20-Jul-09	Cloudy	Calm	17:30	Surface	1	28.0 28.0	28.0	7.6 8.0	7.8	33.9 34.0	34.0	90.4 90.4	90.4	6.4 6.6	6.5	6.5	2.4 2.4	2.4	2.9	7.0 7.0	7.0	6.0
				Middle	4.5	27.9 27.7	27.8	8.8 7.9	8.4	34.0 33.9	34.0	89.4 90.6	90.0	6.4 6.5	6.5		2.8 3.3	3.1		5.0 5.0	5.0	
				Bottom	8	27.8 27.7	27.8	8.4 8.6	8.5	33.9 34.0	34.0	92.8 93.9	93.4	6.7 6.9	6.8		3.0 3.2	3.1		6.0 6.0	6.0	



**Water Quality Monitoring Results at I2 - Mid-Flood Tide (without marine works and without silt curtain)**

Date	Weather Condition	Sea Condition**	Sampling Time	Depth (m)	Water Temperature (°C)		pH		Salinity ppt		DO Saturation (%)		Dissolved Oxygen (mg/L)			Turbidity(NTU)			Suspended Solids (mg/L)			
					Value	Average	Value	Average	Value	Average	Value	Average	Value	Average	DA*	Value	Average	DA*	Value	Average	DA*	
22-Jul-09	Fine	Calm	17:30	Surface	1	27.8 27.8	27.8	6.8 7.3	7.1	33.8 34.0	33.9	90.6 90.3	90.5	6.7 6.6	6.7	6.6	3.4 3.4	3.4	4.4	10.0 10.0	10.0	11.7
				Middle	4.5	27.7 27.7	27.7	7.7 7.0	7.4	33.9 33.9	33.9	89.4 90.7	90.1	6.4 6.6	6.5		4.1 4.1	4.1		14.0 14.0	14.0	
				Bottom	8	27.9 27.7	27.8	7.6 7.7	7.7	34.1 33.9	34.0	92.8 94.0	93.4	6.7 6.8	6.8		5.5 5.8	5.7		11.0 11.0	11.0	
24-Jul-09	Sunny	Calm	08:34	Surface	1	27.8 27.8	27.8	7.1 7.6	7.4	34.0 34.0	34.0	90.5 90.4	90.5	6.4 6.5	6.5	6.5	1.8 1.9	1.9	2.7	5.0 6.0	5.5	9.5
				Middle	4.5	27.9 27.7	27.8	8.0 7.3	7.7	33.9 34.0	34.0	89.6 90.5	90.1	6.4 6.6	6.5		2.6 2.6	2.6		6.0 6.0	6.0	
				Bottom	8	27.7 27.7	27.7	7.9 8.0	8.0	34.1 34.0	34.1	92.9 94.0	93.5	6.7 6.7	6.7		3.7 3.7	3.7		17.0 17.0	17.0	
27-Jul-09	Rainy	Calm	09:45	Surface	1	27.9 27.8	27.9	6.8 7.5	7.2	33.8 34.1	34.0	90.5 90.3	90.4	6.6 6.5	6.6	6.6	1.5 1.5	1.5	2.1	6.0 6.0	6.0	5.5
				Middle	4.5	27.9 27.8	27.9	8.0 7.1	7.6	34.1 33.9	34.0	89.5 90.6	90.1	6.6 6.6	6.6		2.3 2.3	2.3		6.0 6.0	6.0	
				Bottom	8	27.8 27.8	27.8	7.8 8.0	7.9	34.0 33.9	34.0	92.8 93.8	93.3	6.6 6.9	6.8		2.5 2.5	2.5		4.0 5.0	4.5	
29-Jul-09	Sunny	Calm	12:30	Surface	1	27.8 27.8	27.8	7.7 8.2	7.9	33.9 34.0	34.0	90.4 90.4	90.4	6.5 6.7	6.6	6.6	1.7 1.8	1.8	2.7	13.0 13.0	13.0	10.7
				Middle	4.5	27.8 27.7	27.8	8.8 8.0	8.4	34.0 34.0	34.0	89.6 90.6	90.1	6.5 6.5	6.5		2.9 2.8	2.9		10.0 10.0	10.0	
				Bottom	8	27.9 27.9	27.9	8.3 8.6	8.5	33.9 34.1	34.0	92.8 93.9	93.4	6.7 6.7	6.7		3.4 3.6	3.5		9.0 9.0	9.0	
3-Aug-09	Rainy	Calm	17:30	Surface	1	27.9 27.8	27.9	7.7 8.0	7.9	34.0 34.1	34.1	90.5 90.3	90.4	6.5 6.4	6.5	6.5	1.9 2.0	2.0	2.8	8.0 8.0	8.0	11.0
				Middle	4.5	27.8 27.7	27.8	8.8 7.9	8.4	34.1 34.0	34.1	89.6 90.6	90.1	6.4 6.6	6.5		2.8 2.5	2.7		12.0 12.0	12.0	
				Bottom	8	27.9 27.7	27.8	8.3 8.7	8.5	33.9 34.0	34.0	92.8 93.9	93.4	6.7 6.9	6.8		3.6 3.7	3.7		13.0 13.0	13.0	
5-Aug-09	Rainy	Calm	17:30	Surface	1	27.8 28.0	27.9	7.5 8.2	7.9	34.1 34.0	34.1	90.5 90.3	90.4	6.6 6.4	6.5	6.6	2.3 2.2	2.3	3.1	18.0 18.0	18.0	12.8
				Middle	4.5	27.7 27.7	27.7	8.2 7.8	8.3	34.1 33.9	34.0	89.4 90.6	90.0	6.6 6.5	6.6		3.1 3.0	3.1		10.0 11.0	10.5	
				Bottom	8	27.9 27.8	27.9	8.4 8.8	8.6	34.1 34.0	34.1	92.8 93.8	93.3	6.6 6.8	6.7		3.9 4.0	4.0		10.0 10.0	10.0	
7-Aug-09	Sunny	Calm	08:29	Surface	1	27.8 27.8	27.8	7.1 7.7	7.4	33.9 33.8	33.9	90.5 90.3	90.4	6.5 6.4	6.5	6.5	5.4 5.3	5.4	6.0	5.0 5.0	5.0	4.3
				Middle	4.5	27.8 27.9	27.9	8.1 7.5	7.8	34.0 34.0	34.0	89.6 90.7	90.2	6.5 6.5	6.5		6.0 6.0	6.0		4.0 4.0	4.0	
				Bottom	8	27.8 27.8	27.8	8.0 8.1	8.1	33.9 34.1	34.0	92.8 94.0	93.4	6.7 6.8	6.8		6.7 6.7	6.7		4.0 4.0	4.0	
10-Aug-09	Cloudy	Calm	08:52	Surface	1	28.0 27.8	27.9	7.3 7.8	7.6	33.8 34.1	34.0	90.4 90.3	90.4	6.7 6.4	6.6	6.6	4.4 4.4	4.4	5.2	17.0 17.0	17.0	11.0
				Middle	4.5	27.9 27.8	27.9	8.2 7.3	7.8	34.1 33.9	34.0	89.4 90.7	90.1	6.5 6.5	6.5		4.6 4.7	4.7		6.0 6.0	6.0	
				Bottom	8	27.7 27.8	27.8	8.0 8.3	8.2	33.9 34.0	34.0	92.8 93.8	93.3	6.7 6.8	6.8		6.5 6.5	6.5		10.0 10.0	10.0	
12-Aug-09	Fine	Calm	10:20	Surface	1	27.8 27.9	27.9	7.7 8.0	7.9	33.8 33.8	33.8	90.6 90.2	90.4	6.7 6.6	6.7	6.7	1.9 2.0	2.0	2.6	4.0 5.0	4.5	9.8
				Middle	4.5	27.9 27.9	27.9	8.5 7.8	8.2	34.0 34.0	34.0	89.6 90.7	90.2	6.5 6.6	6.6		2.7 2.7	2.7		18.0 18.0	18.0	
				Bottom	8	27.9 27.9	27.9	8.5 8.6	8.6	34.1 34.0	34.1	92.8 93.9	93.4	6.7 6.7	6.7		3.2 3.1	3.2		7.0 7.0	7.0	
14-Aug-09	Rainy	Calm	12:48	Surface	1	28.0 28.0	28.0	7.7 7.8	7.8	34.3 34.4	34.4	95.7 95.9	95.8	7.0 7.1	7.1	7.0	2.0 2.1	2.1	2.5	9.0 9.0	9.0	10.3
				Middle	4.5	28.0 28.0	28.0	7.7 7.8	7.8	34.3 34.3	34.3	93.2 93.4	93.3	6.9 6.9	6.9		2.4 2.4	2.4		11.0 11.0	11.0	
				Bottom	8	27.9 27.8	27.9	7.8 7.6	7.7	34.2 34.2	34.2	92.3 92.3	92.3	6.8 6.8	6.8		2.8 2.9	2.9		11.0 11.0	11.0	

Remarks: The reporting limit for laboratory analysis of suspended solids is 2.5 mg/L. For the results below the reporting limit, the SS level will be taken as 2.5 mg/L.  
 \* DA: Depth-Averaged  
 \*\* Calm: Small or no wave; Moderate: Between calm and rough; Rough : White capped or rougher

**Water Quality Monitoring Results at Intake A - Mid-Ebb Tide (without marine works and without silt curtain)**

Date	Weather Condition	Sea Condition**	Sampling Time	Depth (m)		Water Temperature (°C)		pH		Salinity ppt		DO Saturation (%)		Dissolved Oxygen (mg/L)		Turbidity(NTU)		Suspended Solids (mg/L)				
						Value	Average	Value	Average	Value	Average	Value	Average	Value	Average	DA*	Value	Average	DA*	Value	Average	DA*
26-Jun-09	Rainy	Calm	15:58	Surface	1	25.8	25.8	8.0	7.9	34.3	34.8	89.1	89.1	6.4	6.4	6.4	3.6	3.7	3.4	4.0	4.0	5.0
				Middle	5	25.7	25.7	7.9	8.0	34.1	34.8	88.9	88.9	6.4	6.4		3.9	3.6		6.0	6.0	
				Bottom	9	25.7	25.7	7.9	8.0	35.7	35.6	88.6	88.4	6.4	6.4		3.3	3.0		5.0	5.0	
29-Jun-09	Cloudy	Calm	17:12	Surface	1	26.9	26.8	8.3	7.7	36.3	35.8	91.4	91.5	6.7	6.7	6.8	3.0	3.1	3.3	8.0	8.0	9.2
				Middle	5	26.7	26.6	8.0	8.4	33.6	34.9	91.7	91.7	6.8	6.8		3.7	3.5		11.0	11.0	
				Bottom	9	26.6	26.6	7.8	7.9	35.9	37.0	91.6	91.5	6.7	6.7		3.4	3.3		8.0	9.0	
2-Jul-09	Cloudy	Calm	09:24	Surface	1	27.7	27.7	8.1	7.6	33.2	35.2	91.7	91.9	6.5	6.5	6.5	3.4	3.5	3.4	10.0	10.0	11.0
				Middle	5	27.3	27.4	8.1	8.2	36.7	36.0	91.9	91.8	6.5	6.5		3.5	3.4		14.0	14.0	
				Bottom	9	27.3	27.3	7.6	7.8	37.5	37.2	90.6	90.4	6.4	6.4		3.3	3.2		9.0	9.0	
4-Jul-09	Cloudy	Calm	10:32	Surface	1	27.3	27.2	7.9	7.9	31.6	31.6	113.0	110.8	7.1	7.0	6.9	2.2	2.3	2.6	12.0	12.0	12.5
				Middle	5	26.9	26.9	8.0	8.0	31.5	31.5	102.9	102.3	6.6	6.7		2.5	2.5		16.0	15.5	
				Bottom	9	26.9	26.9	7.8	7.9	31.4	31.4	101.5	100.9	6.7	6.7		2.9	3.0		10.0	10.0	
6-Jul-09	Cloudy	Calm	12:01	Surface	1	29.9	29.9	8.9	8.5	33.9	34.0	94.8	94.6	7.0	7.0	7.7	2.0	2.0	2.4	12.0	12.0	10.7
				Middle	5	29.9	29.9	8.4	8.7	34.0	34.0	110.5	114.5	8.2	8.3		2.0	2.1		12.0	12.0	
				Bottom	9	29.7	29.8	8.0	8.2	34.0	34.0	95.2	95.2	7.1	7.1		3.0	3.1		8.0	8.0	
8-Jul-09	Sunny	Calm	13:07	Surface	1	29.9	30.0	8.8	8.5	33.9	33.9	94.9	94.5	6.8	6.9	7.6	2.0	2.0	2.3	13.0	13.0	10.3
				Middle	5	29.9	29.9	8.4	8.6	34.0	33.9	110.6	114.3	8.1	8.3		2.0	2.1		11.0	11.0	
				Bottom	9	29.9	29.9	8.1	8.1	33.9	34.0	76.7	95.3	5.6	6.2		2.8	2.9		7.0	7.0	
10-Jul-09	Sunny	Calm	14:11	Surface	1	29.8	29.8	8.9	8.5	33.9	33.9	95.0	94.8	6.8	6.8	7.5	2.0	2.0	2.3	9.0	9.0	8.3
				Middle	5	29.9	29.9	8.3	8.6	34.0	34.0	110.7	114.4	8.0	8.1		1.8	1.9		8.0	8.0	
				Bottom	9	29.9	29.9	8.1	8.2	33.9	34.0	76.9	95.3	5.7	6.4		3.0	3.1		8.0	8.0	
13-Jul-09	Sunny	Calm	15:45	Surface	1	30.0	30.0	8.3	8.0	33.9	34.0	94.8	94.7	6.8	6.8	7.5	1.8	2.0	2.4	12.0	12.0	11.7
				Middle	5	29.8	29.8	7.9	8.2	34.0	34.0	110.5	114.3	7.9	8.2		2.0	2.1		11.0	11.0	
				Bottom	9	29.7	29.8	7.6	7.6	33.9	33.8	95.2	95.2	7.0	7.0		2.8	3.0		12.0	12.0	
15-Jul-09	Cloudy	Calm	17:02	Surface	1	26.8	26.9	8.8	8.4	33.9	34.0	94.8	94.7	6.7	6.8	7.6	1.8	2.0	2.3	11.0	11.5	10.8
				Middle	5	26.8	26.9	8.5	8.8	33.9	34.0	110.7	114.3	8.1	8.3		2.0	2.1		10.0	10.0	
				Bottom	9	26.8	26.8	7.9	8.0	33.9	34.0	76.7	95.3	5.6	6.2		2.8	2.9		11.0	11.0	

**Water Quality Monitoring Results at Intake A - Mid-Ebb Tide (without marine works and without silt curtain)**

Date	Weather Condition	Sea Condition**	Sampling Time	Depth (m)		Water Temperature (°C)		pH		Salinity ppt		DO Saturation (%)		Dissolved Oxygen (mg/L)		Turbidity(NTU)			Suspended Solids (mg/L)			
						Value	Average	Value	Average	Value	Average	Value	Average	Value	Average	DA*	Value	Average	DA*	Value	Average	DA*
17-Jul-09	Sunny	Calm	08:07	Surface	1	30.0	30.0	8.3	8.0	34.0	33.9	94.9	94.8	6.8	6.8	7.5	1.5	1.5	1.9	11.0	11.0	8.8
				Middle	5	29.9	29.8	7.9	8.2	34.0	34.0	110.5	112.4	7.9	8.2		1.2	1.3		6.0	6.5	
				Bottom	9	29.7	29.7	7.6	7.6	34.0	34.0	95.1	95.1	7.0	7.0		2.8	2.9		9.0	9.0	
20-Jul-09	Cloudy	Calm	10:45	Surface	1	28.0	28.0	8.9	8.4	33.8	33.8	95.0	94.8	6.7	6.8	7.5	1.1	1.2	1.8	12.0	12.0	9.3
				Middle	5	27.7	27.8	8.3	8.6	33.8	33.8	110.6	112.6	7.9	8.2		2.0	2.1		7.0	7.0	
				Bottom	9	27.9	27.8	7.9	8.1	33.9	34.0	76.9	95.3	5.6	6.3		2.0	2.2		9.0	9.0	
22-Jul-09	Sunny	Calm	12:05	Surface	1	27.9	27.9	8.1	7.6	34.0	33.9	94.9	94.6	6.7	6.7	7.5	3.2	3.4	3.7	9.0	9.0	11.8
				Middle	5	27.8	27.8	7.5	7.8	33.9	33.9	110.7	112.6	8.2	8.2		3.3	3.4		12.0	12.5	
				Bottom	9	27.8	27.9	7.3	7.4	33.8	34.0	94.5	95.1	6.7	6.8		4.2	4.4		14.0	14.0	
24-Jul-09	Sunny	Calm	14:10	Surface	1	27.8	27.9	8.3	7.9	34.0	33.9	94.9	94.8	6.7	6.8	7.6	1.5	1.6	1.9	12.0	11.5	8.2
				Middle	5	27.7	27.7	7.8	8.1	33.8	33.8	110.5	112.5	8.0	8.3		1.5	1.5		8.0	8.0	
				Bottom	9	27.8	27.9	7.4	7.5	34.0	33.9	95.3	95.3	7.1	7.1		2.7	2.7		5.0	5.0	
27-Jul-09	Rainy	Calm	15:42	Surface	1	27.8	27.9	8.2	7.7	33.7	33.8	89.8	89.7	6.4	6.4	7.1	1.6	1.7	1.8	10.0	10.0	6.7
				Middle	5	27.7	27.8	7.8	8.0	33.8	34.0	105.6	107.6	7.5	7.7		0.9	1.0		4.0	4.0	
				Bottom	9	27.7	27.9	7.2	7.3	34.1	34.0	90.1	90.1	6.5	6.5		2.7	2.7		6.0	6.0	
29-Jul-09	Fine	Calm	17:05	Surface	1	27.9	27.9	8.8	8.3	34.0	33.9	95.0	94.8	6.9	6.9	7.6	1.5	1.7	2.0	14.0	13.5	10.2
				Middle	5	27.7	27.8	8.3	8.6	33.9	33.9	110.7	112.6	8.2	8.3		1.6	1.8		8.0	8.0	
				Bottom	9	27.8	27.9	8.1	8.1	33.9	34.0	94.4	95.3	6.9	7.0		2.5	2.5		9.0	9.0	
31-Jul-09	Cloudy	Calm	08:57	Surface	1	27.9	28.0	8.5	8.0	33.8	33.9	94.9	94.7	6.8	6.8	7.5	1.8	1.7	2.2	8.0	8.0	8.2
				Middle	5	27.8	27.7	7.8	8.2	33.9	33.9	110.6	112.5	8.0	8.2		1.8	1.9		5.0	5.0	
				Bottom	9	27.8	27.7	7.5	7.6	34.0	34.0	76.8	95.3	5.6	6.3		2.9	3.0		12.0	11.5	
3-Aug-09	Rainy	Calm	11:07	Surface	1	27.8	27.9	8.7	8.3	33.8	33.8	91.5	91.7	6.6	6.6	7.3	1.9	1.8	1.8	10.0	10.0	10.3
				Middle	5	27.8	27.9	8.3	8.6	34.0	34.0	107.6	109.6	7.6	7.9		1.1	1.2		11.0	11.5	
				Bottom	9	27.7	27.9	8.0	8.2	34.1	34.0	83.9	84.3	6.3	6.4		2.4	2.4		9.0	9.5	
5-Aug-09	Rainy	Calm	12:07	Surface	1	28.0	28.0	8.7	8.4	33.9	33.9	94.9	94.8	6.8	6.9	7.6	1.2	1.2	1.7	11.0	11.0	9.0
				Middle	5	27.8	27.9	8.5	8.8	34.0	34.0	110.7	114.3	7.9	8.2		1.3	1.4		10.0	10.0	
				Bottom	9	27.8	27.9	8.1	8.2	34.0	34.0	76.8	95.3	5.6	6.3		2.7	2.5		6.0	6.0	
7-Aug-09	Sunny	Calm	13:06	Surface	1	27.9	28.0	8.3	7.9	34.0	33.9	95.0	94.8	6.8	6.9	7.2	5.2	4.9	5.7	4.0	4.0	4.0
				Middle	5	27.7	27.7	7.8	8.1	34.0	34.0	103.6	105.6	7.2	7.4		5.2	5.6		5.0	5.0	
				Bottom	9	27.9	27.8	7.5	7.7	33.9	34.0	76.9	95.3	5.5	6.2		6.8	6.7		3.0	3.0	
10-Aug-09	Cloudy	Calm	14:45	Surface	1	27.8	27.8	8.5	8.0	33.8	33.8	95.0	94.8	7.0	7.0	7.6	5.4	5.1	5.3	10.0	10.0	8.5
				Middle	5	27.8	27.7	8.2	8.3	33.8	33.8	110.6	112.6	7.9	8.1		4.9	5.0		11.0	10.5	
				Bottom	9	27.9	27.9	7.6	7.7	34.0	34.0	76.9	95.2	5.6	6.3		5.4	5.8		5.0	5.0	
12-Aug-09	Fine	Calm	15:46	Surface	1	28.0	28.0	8.7	8.4	33.7	33.8	95.0	94.8	6.9	7.0	7.7	1.2	1.3	1.7	15.0	15.0	11.3
				Middle	5	27.8	27.9	8.3	8.7	34.1	34.0	110.5	112.5	8.0	8.3		1.2	1.3		13.0	13.0	
				Bottom	9	27.9	27.9	8.0	8.2	33.9	33.9	114.5	94.1	6.8	6.9		1.4	1.4		6.0	6.0	
14-Aug-09	Cloudy	Calm	16:28	Surface	1	28.2	28.2	8.0	7.9	34.0	34.0	95.6	95.7	7.0	7.0	7.0	2.3	2.3	2.4	8.0	8.0	8.0
				Middle	5	27.8	27.8	8.1	8.2	34.1	34.2	96.5	94.9	7.1	7.0		2.4	2.5		8.0	8.0	
				Bottom	9	28.0	28.0	7.8	7.9	34.3	34.4	93.2	93.1	6.9	6.9		2.4	2.4		8.0	8.0	

Remarks: \* DA: Depth-Averaged  
 \*\* Calm: Small or no wave; Moderate: Between calm and rough; Rough : White capped or rougher

**Water Quality Monitoring Results at Intake A - Mid-Flood Tide (without marine works and without silt curtain)**

Date	Weather Condition	Sea Condition**	Sampling Time	Depth (m)	Water Temperature (°C)		pH		Salinity ppt		DO Saturation (%)		Dissolved Oxygen (mg/L)			Turbidity(NTU)			Suspended Solids (mg/L)			
					Value	Average	Value	Average	Value	Average	Value	Average	Value	Average	DA*	Value	Average	DA*	Value	Average	DA*	
26-Jun-09	Rainy	Calm	08:38	Surface	1	26.3 26.4	26.4	7.7 7.8	7.8	35.2 35.0	35.1	87.6 87.6	87.6	6.4 6.3	6.4	6.4	3.9 3.9	3.9	3.6	6.0 6.0	6.0	5.8
				Middle	5	26.4 26.3	26.4	8.1 7.9	8.0	33.9 34.3	34.1	87.9 87.9	87.9	6.4 6.4	6.4		3.6 3.6	3.6		5.0 6.0	5.5	
				Bottom	9	26.3 26.3	26.3	8.0 8.1	8.1	34.8 34.7	34.8	86.6 86.4	86.5	6.2 6.2	6.2		3.2 3.3	3.3		6.0 6.0	6.0	
29-Jun-09	Cloudy	Calm	11:32	Surface	1	26.6 26.6	26.6	8.1 7.8	8.0	34.2 36.0	35.1	92.2 92.2	92.2	6.8 6.8	6.8	6.8	3.4 3.3	3.4	3.3	14.0 14.0	14.0	11.2
				Middle	5	26.5 26.5	26.5	8.2 7.9	8.1	35.0 35.3	35.2	92.5 92.4	92.5	6.8 6.8	6.8		3.6 3.2	3.4		10.0 10.0	10.0	
				Bottom	9	26.4 26.4	26.4	8.3 8.0	8.2	36.3 36.4	36.4	92.3 92.3	92.3	6.8 6.8	6.8		3.3 3.1	3.2		9.0 10.0	9.5	
2-Jul-09	Cloudy	Calm	15:57	Surface	1	27.7 27.6	27.7	7.8 7.8	7.8	36.2 37.4	36.8	87.7 87.7	87.7	6.3 6.3	6.3	6.4	3.3 3.7	3.5	3.3	21.0 21.0	21.0	15.3
				Middle	5	27.6 27.6	27.6	8.0 7.9	8.0	36.0 36.5	36.3	88.4 89.0	88.7	6.4 6.4	6.4		3.2 3.3	3.3		12.0 12.0	12.0	
				Bottom	9	27.4 27.4	27.4	7.8 8.1	8.0	37.0 37.2	37.1	87.9 88.2	88.1	6.3 6.4	6.4		3.1 3.0	3.1		13.0 13.0	13.0	
4-Jul-09	Cloudy	Calm	16:47	Surface	1	28.2 28.2	28.2	7.9 7.9	7.9	31.6 31.6	31.6	98.5 99.1	98.8	6.9 6.8	6.9	6.8	2.5 2.6	2.6	2.9	11.0 11.0	11.0	12.2
				Middle	5	28.2 28.2	28.2	8.0 8.0	8.0	31.6 31.6	31.6	96.4 95.9	96.2	6.7 6.6	6.7		2.8 2.9	2.9		10.0 10.0	10.0	
				Bottom	9	28.1 28.1	28.1	7.9 8.1	8.0	31.8 31.8	31.8	94.7 93.6	94.2	6.5 6.5	6.5		3.1 3.1	3.1		16.0 15.0	15.5	
6-Jul-09	Cloudy	Calm	17:17	Surface	1	29.8 29.8	29.8	8.7 8.3	8.5	34.0 33.9	34.0	93.1 93.3	93.2	6.8 6.9	6.9	6.8	2.0 1.8	1.9	2.2	11.0 11.0	11.0	9.2
				Middle	5	29.8 29.7	29.8	8.9 8.1	8.5	33.8 33.9	33.9	91.2 91.4	91.3	6.5 6.6	6.6		1.8 2.1	2.0		6.0 7.0	6.5	
				Bottom	9	29.7 29.8	29.8	8.8 8.2	8.5	34.1 33.9	34.0	88.4 89.1	88.8	6.7 6.8	6.8		2.6 2.6	2.6		10.0 10.0	10.0	
8-Jul-09	Sunny	Calm	08:17	Surface	1	29.9 29.9	29.9	8.6 8.1	8.4	34.0 33.8	33.9	93.1 93.4	93.3	6.7 6.7	6.7	6.7	2.0 2.0	2.0	2.1	12.0 12.0	12.0	11.8
				Middle	5	29.9 29.7	29.8	8.7 8.2	8.5	33.8 33.8	33.8	91.2 91.3	91.3	6.6 6.7	6.7		1.7 2.0	1.9		13.0 13.0	13.0	
				Bottom	9	29.9 29.7	29.8	8.8 8.3	8.6	33.8 34.1	34.0	88.3 89.1	88.7	6.6 6.7	6.7		2.5 2.4	2.5		11.0 10.0	10.5	
10-Jul-09	Sunny	Calm	08:19	Surface	1	29.9 30.0	30.0	8.7 8.2	8.5	33.8 33.9	33.9	93.1 93.4	93.3	6.9 6.9	6.9	6.8	1.9 1.8	1.9	2.2	7.0 7.0	7.0	6.8
				Middle	5	29.7 29.7	29.7	8.7 8.1	8.4	33.9 34.0	34.0	91.2 91.2	91.2	6.5 6.7	6.6		1.8 2.2	2.0		7.0 7.0	7.0	
				Bottom	9	29.8 29.8	29.8	8.8 8.3	8.6	33.9 33.9	33.9	91.3 92.2	91.8	6.9 6.9	6.9		2.6 2.6	2.6		7.0 6.0	6.5	
13-Jul-09	Sunny	Calm	09:27	Surface	1	30.0 29.9	30.0	8.1 7.7	7.9	34.0 33.9	34.0	93.0 93.4	93.2	6.7 6.9	6.8	6.7	2.0 1.9	2.0	2.1	8.0 8.0	8.0	9.5
				Middle	5	29.9 29.9	29.9	8.2 7.5	7.9	33.9 33.8	33.9	91.2 91.3	91.3	6.6 6.6	6.6		1.7 2.0	1.9		13.0 12.0	12.5	
				Bottom	9	29.9 29.9	29.9	8.3 7.6	8.0	33.8 34.0	33.9	88.3 89.1	88.7	6.5 6.6	6.6		2.4 2.4	2.4		8.0 8.0	8.0	
15-Jul-09	Cloudy	Calm	11:21	Surface	1	26.8 26.8	26.8	8.5 8.1	8.3	34.0 33.9	34.0	93.0 93.3	93.2	6.6 6.7	6.7	6.7	2.0 2.0	2.0	2.1	12.0 12.0	12.0	12.8
				Middle	5	26.8 26.8	26.8	8.8 8.1	8.5	33.8 33.8	33.8	91.0 91.3	91.2	6.6 6.7	6.7		1.7 2.0	1.9		14.0 13.0	13.5	
				Bottom	9	26.7 26.8	26.8	8.7 8.2	8.5	34.0 33.9	34.0	86.4 87.2	86.8	6.4 6.3	6.4		2.4 2.4	2.4		13.0 13.0	13.0	
17-Jul-09	Sunny	Calm	15:02	Surface	1	29.9 29.8	29.9	8.2 7.8	8.0	34.0 33.9	34.0	93.2 93.4	93.3	6.8 6.7	6.8	6.7	2.0 1.8	1.9	1.9	7.0 7.0	7.0	9.0
				Middle	5	29.9 29.9	29.9	8.2 7.6	7.9	33.9 34.0	34.0	91.0 91.4	91.2	6.5 6.6	6.6		1.7 1.9	1.8		9.0 9.0	9.0	
				Bottom	9	29.8 29.8	29.8	8.4 7.8	8.1	33.8 33.9	33.9	86.4 87.1	86.8	6.3 6.5	6.4		1.9 1.9	1.9		11.0 11.0	11.0	
20-Jul-09	Cloudy	Calm	17:18	Surface	1	28.0 28.0	28.0	8.7 8.3	8.5	33.8 33.8	33.8	93.0 93.2	93.1	6.5 6.6	6.7	6.7	1.6 1.6	1.6	1.9	7.0 6.0	6.5	5.3
				Middle	5	27.7 27.7	27.7	8.7 8.0	8.4	33.9 34.0	34.0	91.1 91.3	91.2	6.5 6.7	6.6		1.7 1.8	1.8		5.0 5.0	5.0	
				Bottom	9	27.8 27.7	27.8	8.6 8.1	8.4	34.0 34.0	34.0	89.4 90.2	89.8	6.7 6.6	6.7		2.2 2.1	2.2		4.0 5.0	4.5	

**Water Quality Monitoring Results at Intake A - Mid-Flood Tide (without marine works and without silt curtain)**

Date	Weather Condition	Sea Condition**	Sampling Time	Depth (m)	Water Temperature (°C)		pH		Salinity ppt		DO Saturation (%)		Dissolved Oxygen (mg/L)			Turbidity(NTU)			Suspended Solids (mg/L)			
					Value	Average	Value	Average	Value	Average	Value	Average	Value	Average	DA*	Value	Average	DA*	Value	Average	DA*	
22-Jul-09	Fine	Calm	17:18	Surface	1	27.9 27.9	27.9	7.8 7.5	7.7	33.9 34.0	34.0	93.1 93.4	93.3	6.8 6.7	6.8	6.7	3.5 3.4	3.5	3.6	13.0 13.0	13.0	14.2
				Middle	5	27.7 27.8	27.8	8.0 7.2	7.6	34.0 34.0	34.0	91.0 91.3	91.2	6.5 6.7	6.6		3.1 3.7	3.4		16.0 15.0	15.5	
				Bottom	9	27.9 27.9	27.9	7.9 7.4	7.7	34.1 34.1	34.1	88.6 89.2	88.9	6.6 6.6	6.6		4.0 4.0	4.0		14.0 14.0	14.0	
24-Jul-09	Sunny	Calm	08:22	Surface	1	27.8 27.8	27.8	7.9 7.7	7.8	33.9 33.8	33.9	93.1 93.2	93.2	6.9 6.7	6.8	6.7	1.4 1.4	1.4	1.5	10.0 10.0	10.0	9.8
				Middle	5	27.9 27.8	27.9	8.1 7.5	7.8	34.0 33.9	34.0	91.2 91.4	91.3	6.5 6.7	6.6		1.2 1.2	1.2		9.0 10.0	9.5	
				Bottom	9	27.8 27.9	27.9	8.2 7.7	8.0	33.9 33.9	33.9	84.9 85.7	85.3	6.4 6.4	6.4		1.7 1.9	1.8		10.0 10.0	10.0	
27-Jul-09	Rainy	Calm	09:33	Surface	1	27.9 28.0	28.0	8.0 7.5	7.8	34.0 34.0	34.0	93.2 93.2	93.2	6.7 6.9	6.8	6.7	1.1 1.2	1.2	1.6	8.0 8.0	8.0	7.0
				Middle	5	27.7 27.8	27.8	8.1 7.3	7.7	34.0 33.9	34.0	91.0 91.3	91.2	6.6 6.5	6.6		1.5 1.4	1.5		6.0 6.0	6.0	
				Bottom	9	27.9 27.9	27.9	8.0 7.6	7.8	33.9 33.8	33.9	86.4 87.1	86.8	6.3 6.3	6.3		2.1 2.0	2.1		7.0 7.0	7.0	
29-Jul-09	Sunny	Calm	12:18	Surface	1	27.9 27.9	27.9	8.5 8.3	8.4	34.0 33.9	34.0	93.0 93.4	93.2	6.8 6.7	6.8	6.7	0.9 1.1	1.0	1.7	13.0 13.0	13.0	11.2
				Middle	5	27.9 27.9	27.9	8.8 8.2	8.5	34.0 33.9	34.0	91.1 91.4	91.3	6.6 6.6	6.6		1.9 2.0	2.0		11.0 11.0	11.0	
				Bottom	9	27.8 27.9	27.9	8.6 8.1	8.4	34.1 33.9	34.0	91.4 92.1	91.8	6.8 7.0	6.9		2.1 2.1	2.1		9.0 10.0	9.5	
3-Aug-09	Rainy	Calm	17:17	Surface	1	27.8 27.9	27.9	8.6 8.3	8.5	33.9 33.9	33.9	93.2 93.4	93.3	6.8 6.7	6.8	6.7	1.2 1.3	1.3	1.5	13.0 13.0	13.0	9.7
				Middle	5	27.9 27.9	27.9	8.7 8.2	8.5	34.0 34.0	34.0	91.1 91.4	91.3	6.5 6.6	6.6		1.4 1.5	1.5		8.0 8.0	8.0	
				Bottom	9	27.8 27.8	27.8	8.8 8.2	8.5	34.1 33.8	34.0	86.3 87.0	86.7	6.3 6.4	6.4		1.6 1.5	1.6		8.0 8.0	8.0	
5-Aug-09	Rainy	Calm	17:17	Surface	1	28.0 27.9	28.0	8.5 8.2	8.4	33.9 34.0	34.0	93.2 93.4	93.3	6.9 6.7	6.8	6.7	1.2 1.2	1.2	1.5	12.0 12.0	12.0	9.2
				Middle	5	27.7 27.8	27.8	8.8 8.0	8.4	34.0 34.0	34.0	91.2 91.3	91.3	6.5 6.7	6.6		1.6 1.6	1.6		7.0 8.0	7.5	
				Bottom	9	27.9 27.9	27.9	8.6 8.2	8.4	33.8 34.1	34.0	86.2 87.2	86.7	6.4 6.6	6.5		1.8 1.6	1.7		8.0 8.0	8.0	
7-Aug-09	Sunny	Calm	08:17	Surface	1	27.9 28.0	28.0	8.0 7.5	7.8	33.9 33.9	33.9	93.2 93.2	93.2	6.9 6.9	6.9	6.8	4.8 4.2	4.5	5.3	8.0 8.0	8.0	10.8
				Middle	5	27.8 27.9	27.9	8.4 7.5	8.0	34.0 33.8	33.9	91.2 91.4	91.3	6.5 6.7	6.6		5.3 5.4	5.4		19.0 18.0	18.5	
				Bottom	9	27.7 27.7	27.7	8.2 7.8	8.0	33.8 34.0	33.9	88.2 89.2	88.7	6.6 6.6	6.6		5.8 6.2	6.0		6.0 6.0	6.0	
10-Aug-09	Cloudy	Calm	08:39	Surface	1	28.0 27.9	28.0	8.3 7.8	8.1	33.9 33.8	33.9	93.0 93.4	93.2	6.6 6.8	6.7	6.7	2.5 2.2	2.4	4.4	4.0 4.0	4.0	3.8
				Middle	5	27.8 27.7	27.8	8.3 7.8	8.1	33.8 33.9	33.9	91.1 91.2	91.2	6.6 6.6	6.6		5.2 5.7	5.5		3.0 4.0	3.5	
				Bottom	9	27.8 27.7	27.8	8.3 8.0	8.2	34.0 34.0	34.0	86.2 87.2	86.7	6.5 6.4	6.5		5.2 5.3	5.3		4.0 4.0	4.0	
12-Aug-09	Fine	Calm	10:07	Surface	1	27.8 27.8	27.8	8.5 8.3	8.4	34.0 34.0	34.0	93.1 93.4	93.3	6.6 6.6	6.6	6.6	1.9 1.6	1.8	1.6	8.0 8.0	8.0	11.0
				Middle	5	27.8 27.9	27.9	8.7 8.1	8.4	33.9 34.0	34.0	91.1 91.2	91.2	6.6 6.6	6.6		1.2 1.3	1.3		12.0 12.0	12.0	
				Bottom	9	27.8 27.9	27.9	8.9 8.3	8.6	33.9 33.9	33.9	83.2 84.2	83.7	6.1 6.3	6.2		1.6 1.7	1.7		13.0 13.0	13.0	
14-Aug-09	Rainy	Calm	12:27	Surface	1	28.2 28.2	28.2	7.9 7.9	7.9	34.4 34.4	34.4	97.5 97.4	97.5	7.2 7.2	7.2	7.1	2.2 2.2	2.2	2.5	11.0 11.0	11.0	10.8
				Middle	5	28.2 28.2	28.2	7.9 7.8	7.9	34.4 34.4	34.4	94.9 94.2	94.6	7.0 7.0	7.0		2.4 2.5	2.5		11.0 11.0	11.0	
				Bottom	9	28.0 27.8	27.9	7.8 8.1	8.0	34.4 34.3	34.4	94.5 93.6	94.1	7.0 6.9	7.0		2.8 2.8	2.8		10.0 11.0	10.5	

Remarks: The reporting limit for laboratory analysis of suspended solids is 2.5 mg/L. For the results below the reporting limit, the SS level will be taken as 2.5 mg/L.

\* DA: Depth-Averaged

\*\* Calm: Small or no wave; Moderate: Between calm and rough; Rough : White capped or rougher

**Water Quality Monitoring Results at Intake B - Mid-Ebb Tide (without marine works and without silt curtain)**

Date	Weather Condition	Sea Condition**	Sampling Time	Depth (m)		Water Temperature (°C)		pH		Salinity ppt		DO Saturation (%)		Dissolved Oxygen (mg/L)		Turbidity(NTU)			Suspended Solids (mg/L)			
						Value	Average	Value	Average	Value	Average	Value	Average	Value	Average	DA*	Value	Average	DA*	Value	Average	DA*
26-Jun-09	Rainy	Calm	15:41	Surface	1	25.8	25.7	7.7	7.9	35.6	34.7	88.5	88.6	6.4	6.4	6.4	3.4	3.4	3.3	4.0	4.0	5.7
				Middle	6	25.7	25.7	8.0	8.0	34.8	35.9	88.5	88.4	6.4	6.4		3.2	3.4		6.0	6.0	
				Bottom	11	25.7	25.7	8.0	8.1	35.8	35.2	87.4	87.2	6.3	6.3		3.2	3.2		7.0	7.0	
29-Jun-09	Cloudy	Calm	17:00	Surface	1	26.8	26.8	7.7	7.7	36.0	36.0	87.5	93.9	6.5	6.8	6.9	3.2	3.4	3.4	10.0	10.0	9.7
				Middle	6	26.7	26.6	7.8	7.9	33.7	36.2	93.4	93.3	6.9	6.9		3.5	3.6		9.0	9.0	
				Bottom	11	26.6	26.6	7.7	7.8	35.5	35.7	93.0	92.9	6.9	6.9		3.2	3.2		10.0	10.0	
2-Jul-09	Cloudy	Calm	09:12	Surface	1	27.7	27.7	7.9	7.7	37.7	37.8	89.0	89.0	6.4	6.4	6.4	3.2	3.4	3.3	6.0	6.0	9.5
				Middle	6	27.6	27.6	8.0	8.0	37.1	37.1	88.6	88.6	6.4	6.4		3.4	3.3		11.0	10.5	
				Bottom	11	27.4	27.4	7.7	7.8	37.4	37.3	87.5	87.5	6.3	6.3		3.3	3.2		12.0	12.0	
4-Jul-09	Cloudy	Calm	11:12	Surface	1	26.8	26.9	7.8	7.7	31.3	31.3	113.7	106.8	7.1	7.0	6.9	2.7	2.9	3.3	12.0	12.0	12.8
				Middle	6	26.7	26.7	7.9	7.9	31.5	31.5	93.4	92.8	6.6	6.7		3.2	3.3		17.0	16.5	
				Bottom	11	26.7	26.7	8.0	8.1	31.7	31.7	90.5	90.2	6.6	6.6		3.7	3.8		10.0	10.0	
6-Jul-09	Cloudy	Calm	12:38	Surface	1	29.7	29.8	8.0	8.0	34.0	34.1	100.3	100.0	7.2	7.2	7.3	2.1	2.0	2.4	10.0	10.5	9.8
				Middle	6	29.7	29.8	7.8	8.0	34.1	34.0	100.5	100.2	7.3	7.4		2.0	2.2		7.0	7.0	
				Bottom	11	29.7	29.7	7.9	8.0	34.0	34.1	104.8	105.0	7.6	7.7		2.7	2.7		12.0	12.0	
8-Jul-09	Sunny	Calm	13:44	Surface	1	29.8	29.9	8.1	7.9	34.0	34.1	100.2	100.1	7.2	7.3	7.3	2.0	2.0	2.4	5.0	5.0	8.5
				Middle	6	29.7	29.8	7.7	7.9	34.1	34.0	100.6	100.2	7.2	7.3		2.2	2.3		9.0	9.5	
				Bottom	11	29.9	29.8	7.9	8.0	33.9	34.1	104.8	104.9	7.7	7.6		2.4	2.8		11.0	11.0	
10-Jul-09	Sunny	Calm	14:47	Surface	1	29.9	29.7	8.0	7.8	34.0	34.0	100.2	99.9	7.3	7.3	7.4	2.2	2.0	2.4	5.0	5.5	10.8
				Middle	6	29.9	29.9	7.6	7.9	34.1	34.1	100.5	100.2	7.4	7.4		2.0	2.2		11.0	11.0	
				Bottom	11	29.7	29.8	7.8	7.9	34.2	34.2	104.7	104.9	7.5	7.6		2.3	2.9		16.0	16.0	
13-Jul-09	Sunny	Calm	16:22	Surface	1	29.8	29.8	7.3	7.4	33.9	33.9	100.2	99.9	7.3	7.3	7.3	2.0	1.9	2.3	9.0	9.5	8.8
				Middle	6	29.7	29.7	7.3	7.5	33.9	34.0	100.6	100.0	7.2	7.4		1.8	2.2		10.0	10.0	
				Bottom	11	29.7	29.8	7.3	7.4	33.9	33.9	104.8	105.0	7.6	7.7		2.2	2.8		7.0	7.0	
15-Jul-09	Cloudy	Calm	17:38	Surface	1	26.8	26.9	7.9	8.0	34.1	34.0	100.3	99.9	7.4	7.3	7.3	1.9	2.0	2.3	13.0	12.5	13.2
				Middle	6	26.7	26.7	7.9	8.0	33.9	34.1	100.6	100.2	7.4	7.3		2.0	2.2		19.0	19.0	
				Bottom	11	26.8	26.7	7.8	7.9	34.2	33.9	104.9	105.0	7.7	7.7		2.4	2.8		8.0	8.0	

**Water Quality Monitoring Results at Intake B - Mid-Ebb Tide (without marine works and without silt curtain)**

Date	Weather Condition	Sea Condition**	Sampling Time	Depth (m)		Water Temperature (°C)		pH		Salinity ppt		DO Saturation (%)		Dissolved Oxygen (mg/L)		Turbidity(NTU)			Suspended Solids (mg/L)			
						Value	Average	Value	Average	Value	Average	Value	Average	Value	Average	DA*	Value	Average	DA*	Value	Average	DA*
17-Jul-09	Sunny	Calm	08:44	Surface	1	29.8	29.8	7.5	7.6	34.2	34.1	100.1	100.1	7.2	7.2	7.3	1.4	1.4	1.8	5.0	5.0	8.5
				Middle	6	29.9	29.9	7.3	7.5	33.9	34.0	100.4	100.3	7.2	7.3		1.1	1.2		10.0	10.5	
				Bottom	11	29.8	29.9	7.3	7.4	34.0	34.0	104.9	105.0	7.6	7.7		2.7	2.7		10.0	10.0	
20-Jul-09	Cloudy	Calm	11:22	Surface	1	27.7	27.7	7.9	8.0	34.0	34.0	100.2	100.1	7.4	7.3	7.4	1.4	1.4	1.7	9.0	9.0	9.2
				Middle	6	27.8	27.9	7.7	7.9	33.9	33.9	100.6	100.3	7.4	7.4		1.1	1.2		9.0	9.5	
				Bottom	11	27.9	27.7	7.8	8.0	34.0	34.1	104.7	105.0	7.8	7.7		2.5	2.6		9.0	9.0	
22-Jul-09	Sunny	Calm	12:42	Surface	1	27.7	27.8	7.2	7.2	34.0	34.0	100.3	100.0	7.2	7.3	7.3	3.7	3.5	3.8	14.0	14.0	11.0
				Middle	6	27.7	27.7	6.8	7.1	34.2	34.1	100.6	100.1	7.3	7.2		3.5	3.7		10.0	10.0	
				Bottom	11	27.8	27.8	7.1	7.3	34.1	34.1	104.8	104.9	7.7	7.7		4.1	4.2		9.0	9.0	
24-Jul-09	Sunny	Calm	14:47	Surface	1	27.9	27.9	7.3	7.4	34.0	34.0	100.3	100.1	7.3	7.3	7.4	1.7	1.7	1.9	12.0	12.0	12.2
				Middle	6	27.8	27.9	7.2	7.4	33.9	33.9	100.6	100.2	7.4	7.4		2.0	2.0		10.0	10.5	
				Bottom	11	27.7	27.8	7.4	7.5	34.1	34.0	104.8	104.9	7.6	7.6		2.1	2.1		14.0	14.0	
27-Jul-09	Rainy	Calm	16:18	Surface	1	27.8	27.7	7.3	7.2	34.1	33.9	95.3	95.1	6.8	6.8	6.8	1.6	1.6	1.8	4.0	4.5	5.2
				Middle	6	27.7	27.8	7.2	7.3	34.1	34.2	95.5	95.2	6.7	6.7		1.8	1.8		4.0	4.0	
				Bottom	11	27.7	27.7	7.3	7.3	34.0	34.1	99.8	100.0	7.0	7.1		2.1	2.1		7.0	7.0	
29-Jul-09	Fine	Calm	17:42	Surface	1	27.9	27.9	7.9	8.0	34.0	34.1	100.3	99.9	7.2	7.2	7.3	1.5	1.5	1.9	8.0	8.0	8.8
				Middle	6	27.8	27.9	7.8	8.0	34.1	34.0	100.6	100.2	7.2	7.3		1.6	1.7		11.0	10.5	
				Bottom	11	27.8	27.7	7.8	8.0	34.1	34.1	104.9	104.8	7.7	7.6		2.5	2.6		8.0	8.0	
31-Jul-09	Cloudy	Calm	09:34	Surface	1	27.8	27.7	7.5	7.5	34.0	33.9	100.2	100.0	7.4	7.4	7.4	1.3	1.4	1.7	8.0	8.0	10.2
				Middle	6	27.9	27.9	7.4	7.5	34.1	34.1	100.5	100.3	7.2	7.3		1.6	1.7		10.0	10.0	
				Bottom	11	27.9	27.7	7.3	7.4	34.1	34.1	104.7	105.0	7.6	7.7		1.9	2.1		13.0	12.5	
3-Aug-09	Rainy	Calm	11:44	Surface	1	27.9	27.9	8.0	8.0	34.0	34.0	97.1	97.1	7.1	7.0	7.0	2.0	2.0	1.8	10.0	10.5	10.5
				Middle	6	27.8	27.8	7.9	7.9	34.2	34.2	97.1	97.3	6.8	6.9		1.4	1.4		10.0	10.0	
				Bottom	11	27.9	27.7	7.9	8.0	33.9	34.1	101.9	102.0	7.4	7.3		1.8	1.9		11.0	11.0	
5-Aug-09	Rainy	Calm	12:44	Surface	1	27.7	27.8	7.9	8.0	34.0	34.1	100.3	100.0	7.4	7.4	7.4	1.1	1.2	1.7	6.0	6.0	7.2
				Middle	6	27.8	27.7	7.7	7.9	34.0	33.9	100.4	100.1	7.2	7.3		1.6	1.7		6.0	6.5	
				Bottom	11	27.8	27.8	7.8	8.0	33.9	33.9	104.8	104.9	7.5	7.5		2.0	2.1		9.0	9.0	
7-Aug-09	Sunny	Calm	13:42	Surface	1	27.7	27.7	7.6	7.6	34.0	33.9	100.3	100.0	7.1	7.1	7.3	5.9	5.9	6.1	6.0	5.5	4.5
				Middle	6	27.7	27.8	7.2	7.4	34.2	34.1	100.4	100.0	7.4	7.4		5.9	5.8		4.0	4.0	
				Bottom	11	27.9	27.7	7.3	7.4	33.9	34.2	104.8	104.9	7.5	7.5		6.8	6.5		4.0	4.0	
10-Aug-09	Cloudy	Calm	15:22	Surface	1	27.8	27.8	7.7	7.6	34.1	34.0	100.1	100.0	7.4	7.3	7.4	5.6	5.6	4.9	4.0	4.0	7.3
				Middle	6	27.8	27.9	7.4	7.5	33.9	33.9	100.6	100.1	7.4	7.4		4.8	4.9		7.0	7.0	
				Bottom	11	27.7	27.8	7.6	7.7	34.0	34.1	104.9	104.8	7.7	7.8		4.2	4.3		11.0	11.0	
12-Aug-09	Fine	Calm	16:22	Surface	1	27.7	27.8	8.0	8.0	34.0	34.0	100.1	100.1	7.4	7.3	7.3	1.6	1.6	2.2	6.0	6.5	9.8
				Middle	6	27.9	27.9	7.6	7.9	34.0	34.0	100.5	100.4	7.4	7.3		2.2	2.3		11.0	11.0	
				Bottom	11	27.8	27.7	7.8	7.9	34.0	34.1	104.8	105.0	7.5	7.6		2.6	2.6		12.0	12.0	
14-Aug-09	Cloudy	Calm	17:14	Surface	1	28.3	28.3	8.0	7.9	34.4	34.4	90.0	90.0	6.6	6.6	6.6	1.9	2.0	2.3	11.0	11.0	8.2
				Middle	6	27.8	27.8	8.2	8.2	34.4	34.4	88.0	88.0	6.5	6.5		2.2	2.2		7.0	7.0	
				Bottom	11	27.7	27.6	7.9	8.0	34.4	34.4	87.3	87.3	6.5	6.5		2.7	2.8		6.0	6.5	

Remarks: \* DA: Depth-Averaged  
 \*\* Calm: Small or no wave; Moderate: Between calm and rough; Rough: White capped or rougher

**Water Quality Monitoring Results at Intake B - Mid-Flood Tide (without marine works and without silt curtain)**

Date	Weather Condition	Sea Condition**	Sampling Time	Depth (m)	Water Temperature (°C)		pH		Salinity ppt		DO Saturation (%)		Dissolved Oxygen (mg/L)			Turbidity(NTU)			Suspended Solids (mg/L)				
					Value	Average	Value	Average	Value	Average	Value	Average	Value	Average	DA*	Value	Average	DA*	Value	Average	DA*		
26-Jun-09	Rainy	Calm	08:49	Surface	1	26.4 26.3	26.4	8.0 7.9	8.0	33.7 34.8	34.3	89.4 89.4	89.4	6.5 6.4	6.5	6.5	3.4 3.2	3.3	3.3	5.0 6.0	5.5	5.8	
				Middle	6	26.4 26.3	26.4	7.9 8.0	8.0	34.6 34.0	34.3	89.3 88.8	89.1	6.4 6.4	6.4		6.4	3.3 3.6		3.5	6.0 6.0		6.0
				Bottom	11	26.4 26.3	26.4	7.9 8.1	8.0	33.8 33.4	33.6	88.1 87.9	88.0	6.4 6.3	6.4		6.4	3.1 3.3		3.2	6.0 6.0		6.0
29-Jun-09	Cloudy	Calm	11:48	Surface	1	26.7 26.7	26.7	7.8 7.9	7.9	35.1 35.4	35.3	92.5 92.1	92.3	6.8 6.7	6.8	6.8	3.6 3.4	3.5	3.4	10.0 10.0	10.0	11.0	
				Middle	6	26.4 26.5	26.5	8.2 7.8	8.0	33.7 36.3	35.0	91.2 90.9	91.1	6.7 6.7	6.7		6.7	3.2 3.5		3.4	12.0 12.0		12.0
				Bottom	11	26.4 26.4	26.4	7.7 8.2	8.0	34.5 33.8	34.2	90.2 90.1	90.2	6.6 6.6	6.6		6.6	3.1 3.3		3.2	11.0 11.0		11.0
2-Jul-09	Cloudy	Calm	16:22	Surface	1	27.7 27.8	27.8	8.3 8.2	8.3	36.8 36.2	36.5	89.2 87.3	88.3	6.4 6.2	6.3	6.4	3.1 3.2	3.2	3.2	5.0 6.0	5.5	7.0	
				Middle	6	27.7 27.7	27.7	8.1 7.9	8.0	36.5 35.6	36.1	89.8 89.9	89.9	6.4 6.6	6.5		6.5	3.3 3.3		3.3	6.0 6.0		6.0
				Bottom	11	27.6 27.6	27.6	7.7 7.7	7.7	33.6 36.2	34.9	88.2 88.2	88.2	6.4 6.4	6.4		6.4	3.4 2.8		3.1	10.0 9.0		9.5
4-Jul-09	Cloudy	Calm	17:31	Surface	1	28.0 28.0	28.0	8.1 8.0	8.1	31.6 31.6	31.6	98.2 98.5	98.4	7.0 7.0	7.0	6.8	2.2 2.3	2.3	2.7	10.0 10.0	10.0	12.2	
				Middle	6	27.9 27.9	27.9	8.1 8.0	8.1	31.7 31.9	31.8	90.8 89.3	90.1	6.6 6.5	6.6		6.6	2.7 2.9		2.8	13.0 13.0		13.0
				Bottom	11	27.8 27.8	27.8	7.8 8.0	7.9	32.0 31.4	31.7	89.0 89.1	89.1	6.4 6.5	6.5		6.5	2.9 3.0		3.0	15.0 12.0		13.5
6-Jul-09	Cloudy	Calm	17:54	Surface	1	29.9 29.8	29.9	8.0 8.0	8.0	34.2 34.0	34.1	98.1 98.7	98.4	7.1 7.2	7.2	7.2	2.5 2.1	2.3	2.6	7.0 8.0	7.5	9.8	
				Middle	6	29.8 29.8	29.8	8.6 8.0	8.3	34.2 34.2	34.2	97.4 99.1	98.3	7.1 7.3	7.2		7.2	2.4 2.6		2.5	11.0 11.0		11.0
				Bottom	11	29.7 29.8	29.8	8.1 8.8	8.5	34.0 34.0	34.0	104.6 104.6	104.6	7.6 7.6	7.6		7.6	3.0 3.2		3.1	11.0 11.0		11.0
8-Jul-09	Sunny	Calm	08:53	Surface	1	29.8 29.8	29.8	7.8 8.1	8.0	34.0 34.1	34.1	98.2 98.5	98.4	7.2 7.1	7.2	7.2	2.3 2.3	2.3	2.6	14.0 14.0	14.0	10.5	
				Middle	6	29.9 29.9	29.9	8.5 7.9	8.2	33.9 34.1	34.0	97.2 99.0	98.1	7.2 7.1	7.2		7.2	2.4 2.6		2.5	9.0 10.0		9.5
				Bottom	11	29.7 29.8	29.8	7.9 8.8	8.4	34.2 33.9	34.1	104.7 104.5	104.6	7.7 7.7	7.7		7.7	2.9 3.3		3.1	8.0 8.0		8.0
10-Jul-09	Sunny	Calm	08:55	Surface	1	29.9 30.0	30.0	7.9 8.1	8.0	34.0 34.1	34.1	98.2 98.7	98.5	7.0 7.3	7.2	7.2	2.3 2.3	2.3	2.7	8.0 8.0	8.0	10.5	
				Middle	6	29.7 29.7	29.7	8.6 7.9	8.3	33.9 34.0	34.0	97.4 99.0	98.2	7.0 7.1	7.1		7.1	2.5 2.5		2.5	12.0 11.0		11.5
				Bottom	11	29.7 29.7	29.7	7.8 8.9	8.4	34.0 34.0	34.0	104.5 104.4	104.5	7.5 7.6	7.6		7.6	2.9 3.4		3.2	12.0 12.0		12.0
13-Jul-09	Sunny	Calm	10:04	Surface	1	30.0 29.8	29.9	7.3 7.6	7.5	34.0 34.1	34.1	98.1 98.5	98.3	7.1 7.0	7.1	7.1	2.3 2.3	2.3	2.7	5.0 6.0	5.5	7.8	
				Middle	6	29.8 29.7	29.8	8.1 7.4	7.8	34.0 34.0	34.0	97.3 99.0	98.2	7.0 7.2	7.1		7.1	2.3 2.7		2.5	6.0 6.0		6.0
				Bottom	11	29.7 29.7	29.7	7.4 8.3	7.9	33.9 34.2	34.1	104.5 104.4	104.5	7.6 7.7	7.7		7.7	3.1 3.2		3.2	12.0 12.0		12.0
15-Jul-09	Cloudy	Calm	11:57	Surface	1	26.8 26.9	26.9	7.9 8.1	8.0	34.0 34.0	34.0	98.1 98.6	98.4	7.0 7.2	7.1	7.1	2.3 2.2	2.3	2.7	10.0 10.0	10.0	12.2	
				Middle	6	26.9 26.7	26.8	8.6 7.9	8.3	34.2 34.1	34.2	97.3 99.0	98.2	6.9 7.0	7.0		7.0	2.5 2.5		2.5	9.0 10.0		9.5
				Bottom	11	26.8 26.7	26.8	8.1 8.8	8.5	33.9 33.9	33.9	104.7 104.5	104.6	7.5 7.6	7.6		7.6	3.1 3.4		3.3	17.0 17.0		17.0
17-Jul-09	Sunny	Calm	15:39	Surface	1	29.8 29.9	29.9	7.4 7.4	7.4	34.0 34.0	34.0	98.2 98.5	98.4	7.0 7.0	7.0	7.1	2.0 2.0	2.0	2.1	7.0 6.0	6.5	6.2	
				Middle	6	29.7 29.8	29.8	8.1 7.6	7.9	34.0 34.1	34.1	97.2 99.0	98.1	7.2 7.1	7.2		7.2	1.7 1.6		1.7	6.0 6.0		6.0
				Bottom	11	29.9 29.9	29.9	7.6 8.4	8.0	34.1 33.9	34.0	104.5 104.5	104.5	7.5 7.7	7.6		7.6	2.4 2.9		2.7	6.0 6.0		6.0
20-Jul-09	Cloudy	Calm	17:54	Surface	1	27.8 27.9	27.9	7.9 8.1	8.0	34.0 34.0	34.0	98.2 98.7	98.5	7.1 7.2	7.2	7.2	1.8 1.9	1.9	2.0	5.0 5.0	5.0	8.3	
				Middle	6	27.7 27.9	27.8	8.5 8.0	8.3	34.0 34.1	34.1	97.4 99.1	98.3	7.0 7.1	7.1		7.1	1.7 1.4		1.6	8.0 8.0		8.0
				Bottom	11	27.9 27.9	27.9	7.9 8.9	8.4	34.1 34.0	34.1	104.6 104.4	104.5	7.5 7.5	7.5		7.5	2.5 2.6		2.6	12.0 12.0		12.0



**Water Quality Monitoring Results at Intake B - Mid-Flood Tide (without marine works and without silt curtain)**

Date	Weather Condition	Sea Condition**	Sampling Time	Depth (m)	Water Temperature (°C)		pH		Salinity ppt		DO Saturation (%)		Dissolved Oxygen (mg/L)			Turbidity(NTU)			Suspended Solids (mg/L)			
					Value	Average	Value	Average	Value	Average	Value	Average	Value	Average	DA*	Value	Average	DA*	Value	Average	DA*	
22-Jul-09	Fine	Calm	17:54	Surface	1	27.8 27.8	27.8	7.1 7.2	7.2	33.9 34.1	34.0	98.0 98.7	98.4	7.1 7.3	7.2	7.2	3.9 3.8	3.9	4.2	14.0 13.0	13.5	14.5
				Middle	6	27.8 27.8	27.8	7.6 7.1	7.4	34.1 33.9	34.0	97.2 99.2	98.2	7.0 7.1	7.1		3.7 4.0	3.9		14.0 14.0	14.0	
				Bottom	11	27.9 27.9	27.9	7.1 8.2	7.7	33.9 34.0	34.0	104.7 104.5	104.6	7.7 7.6	7.7		4.6 4.7	4.7		16.0 16.0	16.0	
24-Jul-09	Sunny	Calm	08:58	Surface	1	27.9 27.8	27.9	7.4 7.3	7.4	33.9 34.0	34.0	98.2 98.7	98.5	7.1 7.3	7.2	7.2	1.3 1.6	1.5	2.3	8.0 8.0	8.0	9.5
				Middle	6	27.8 27.8	27.8	7.9 7.3	7.6	34.0 34.0	34.0	97.2 99.2	98.2	7.0 7.1	7.1		2.1 2.4	2.3		9.0 10.0	9.5	
				Bottom	11	27.7 27.7	27.7	7.3 8.4	7.9	34.0 34.1	34.1	104.6 104.4	104.5	7.6 7.7	7.7		2.8 3.2	3.0		11.0 11.0	11.0	
27-Jul-09	Rainy	Calm	10:09	Surface	1	27.8 27.8	27.8	7.3 7.3	7.3	34.1 34.0	34.1	98.2 98.6	98.4	7.2 7.2	7.2	7.1	1.4 1.7	1.6	2.0	8.0 8.0	8.0	7.8
				Middle	6	27.7 27.8	27.8	7.7 7.3	7.5	34.1 34.0	34.1	97.4 99.1	98.3	6.9 7.1	7.0		1.9 1.9	1.9		6.0 7.0	6.5	
				Bottom	11	27.9 27.8	27.9	7.1 8.1	7.6	33.9 34.1	34.0	104.7 104.6	104.7	7.5 7.6	7.6		2.3 2.5	2.4		9.0 9.0	9.0	
29-Jul-09	Sunny	Calm	12:54	Surface	1	27.8 28.0	27.9	7.8 8.1	8.0	34.2 34.2	34.2	98.0 98.5	98.3	7.1 7.1	7.1	7.2	1.5 1.6	1.6	2.1	10.0 10.0	10.0	12.7
				Middle	6	27.9 27.7	27.8	8.6 8.1	8.4	34.2 33.9	34.1	97.3 99.2	98.3	7.1 7.3	7.2		2.1 2.6	2.4		13.0 13.0	13.0	
				Bottom	11	27.7 27.8	27.8	7.9 9.0	8.5	34.1 34.1	34.1	104.5 104.5	104.5	7.7 7.5	7.6		2.4 2.3	2.4		15.0 15.0	15.0	
3-Aug-09	Rainy	Calm	17:54	Surface	1	28.0 27.9	28.0	7.8 8.2	8.0	34.1 34.1	34.1	95.1 95.5	95.3	6.8 7.0	6.9	6.9	2.0 2.0	2.0	2.0	7.0 8.0	7.5	8.5
				Middle	6	27.8 27.8	27.8	8.6 7.9	8.3	34.1 33.9	34.0	94.2 96.2	95.2	6.8 7.0	6.9		1.4 1.4	1.4		8.0 8.0	8.0	
				Bottom	11	27.9 27.7	27.8	8.1 8.9	8.5	33.9 34.1	34.0	101.7 101.5	101.6	7.3 7.4	7.4		2.7 2.6	2.7		10.0 10.0	10.0	
5-Aug-09	Rainy	Calm	17:54	Surface	1	27.8 27.9	27.9	8.0 8.1	8.1	33.9 33.9	33.9	98.2 98.7	98.5	7.0 7.1	7.1	7.1	1.9 2.0	2.0	2.2	7.0 8.0	7.5	7.5
				Middle	6	27.9 27.9	27.9	8.4 8.0	8.2	34.0 34.1	34.1	97.4 99.0	98.2	6.9 7.1	7.0		1.8 1.9	1.9		8.0 8.0	8.0	
				Bottom	11	27.7 27.7	27.7	8.0 8.9	8.5	34.0 33.9	34.0	104.7 104.4	104.6	7.5 7.5	7.5		2.6 2.6	2.6		7.0 7.0	7.0	
7-Aug-09	Sunny	Calm	08:53	Surface	1	27.9 28.0	28.0	7.4 7.5	7.5	34.0 33.9	34.0	98.1 98.7	98.4	7.1 7.2	7.2	7.2	5.0 5.7	5.4	5.5	4.0 5.0	4.5	5.2
				Middle	6	27.8 27.8	27.8	7.9 7.6	7.8	34.0 33.9	34.0	97.3 99.2	98.3	7.2 7.1	7.2		4.7 5.1	4.9		4.0 4.0	4.0	
				Bottom	11	27.8 27.9	27.9	7.3 8.5	7.9	34.2 34.0	34.1	104.5 104.5	104.5	7.5 7.7	7.6		6.5 5.7	6.1		7.0 7.0	7.0	
10-Aug-09	Cloudy	Calm	09:15	Surface	1	28.0 27.8	27.9	7.6 7.6	7.6	34.0 34.0	34.0	98.1 98.7	98.4	7.0 7.2	7.1	7.2	4.5 4.8	4.7	5.2	3.0 3.0	3.0	4.0
				Middle	6	27.8 27.8	27.8	8.2 7.7	8.0	34.0 33.9	34.0	97.4 99.0	98.2	7.2 7.1	7.2		6.2 6.2	6.2		4.0 4.0	4.0	
				Bottom	11	27.7 27.9	27.8	7.7 8.5	8.1	34.0 34.0	34.0	104.5 104.4	104.5	7.6 7.5	7.6		4.8 4.8	4.8		5.0 5.0	5.0	
12-Aug-09	Fine	Calm	10:44	Surface	1	27.8 27.8	27.8	7.9 8.1	8.0	33.9 34.1	34.0	98.1 98.7	98.4	7.0 7.2	7.1	7.2	1.8 1.9	1.9	2.2	9.0 9.0	9.0	8.5
				Middle	6	27.7 27.9	27.8	8.4 8.1	8.3	34.0 33.9	34.0	97.2 99.1	98.2	7.1 7.2	7.2		2.4 2.2	2.3		9.0 9.0	9.0	
				Bottom	11	27.8 27.8	27.8	7.8 9.0	8.4	34.1 34.1	34.1	104.5 104.4	104.5	7.6 7.6	7.6		2.5 2.3	2.4		7.0 8.0	7.5	
14-Aug-09	Rainy	Calm	13:22	Surface	1	28.4 28.4	28.4	8.1 8.0	8.1	34.3 34.3	34.3	103.8 103.3	103.6	7.6 7.6	7.6	7.6	2.2 2.3	2.3	2.8	8.0 8.0	8.0	8.5
				Middle	6	27.9 27.9	27.9	8.0 7.9	8.0	34.3 34.3	34.3	101.3 101.1	101.2	7.5 7.5	7.5		2.8 2.9	2.9		7.0 8.0	7.5	
				Bottom	11	27.7 27.7	27.7	7.8 8.0	7.9	34.2 34.3	34.3	99.6 99.6	99.6	7.4 7.4	7.4		3.1 3.1	3.1		10.0 10.0	10.0	

Remarks: The reporting limit for laboratory analysis of suspended solids is 2.5 mg/L. For the results below the reporting limit, the SS level will be taken as 2.5 mg/L.

\* DA: Depth-Averaged

\*\* Calm: Small or no wave; Moderate: Between calm and rough; Rough: White capped or rougher

---

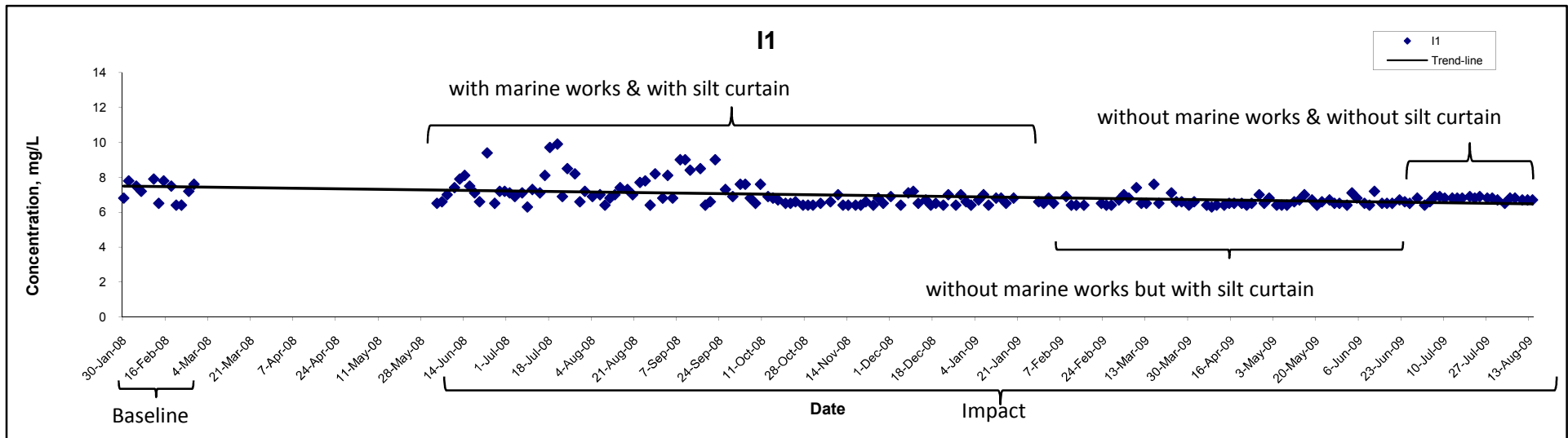
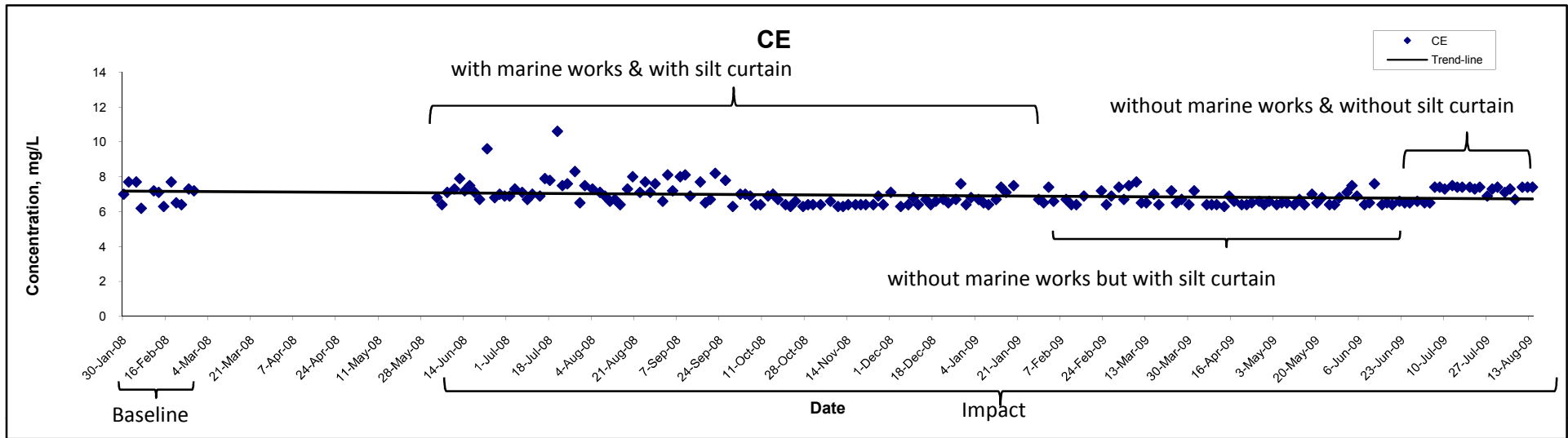
---

**APPENDIX D**  
**GRAPHICAL PRESENTATIONS**

---

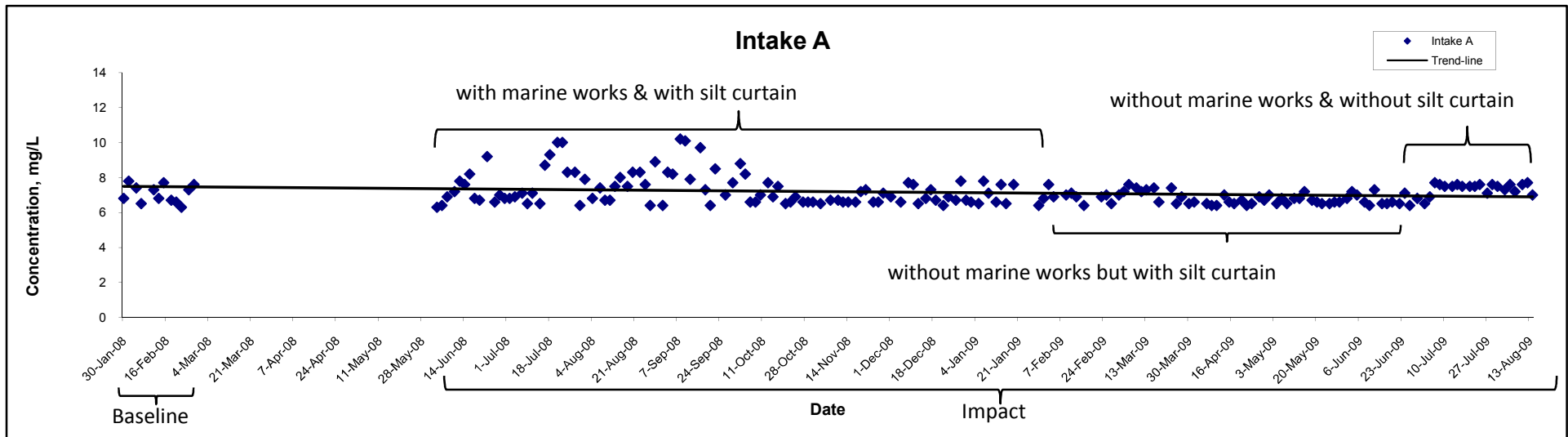
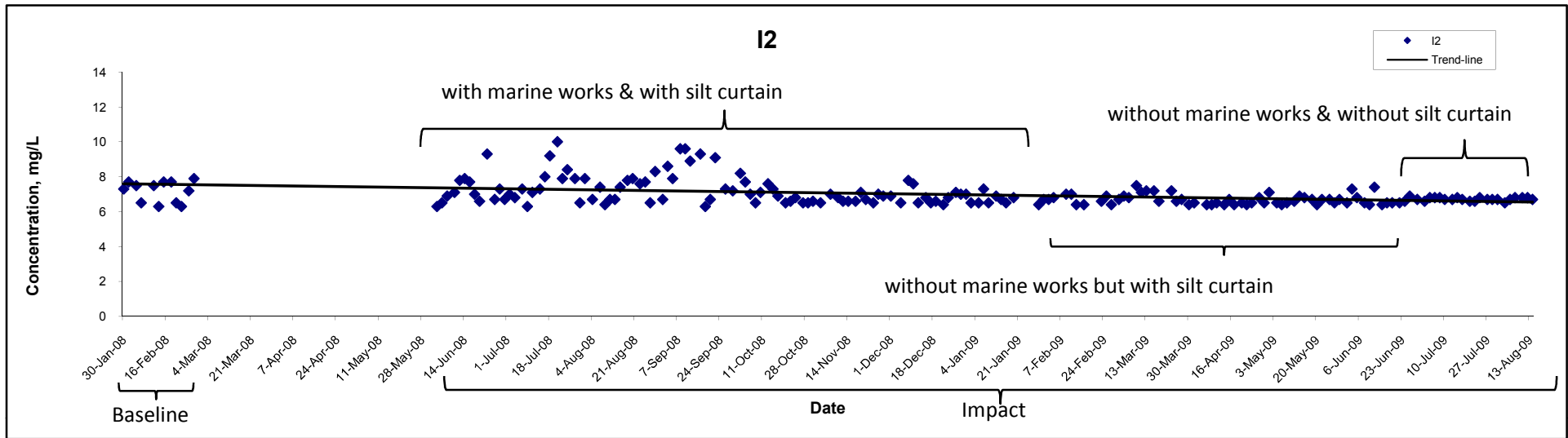
---

### Dissolved Oxygen (Surface & Middle) at Mid-Ebb Tide



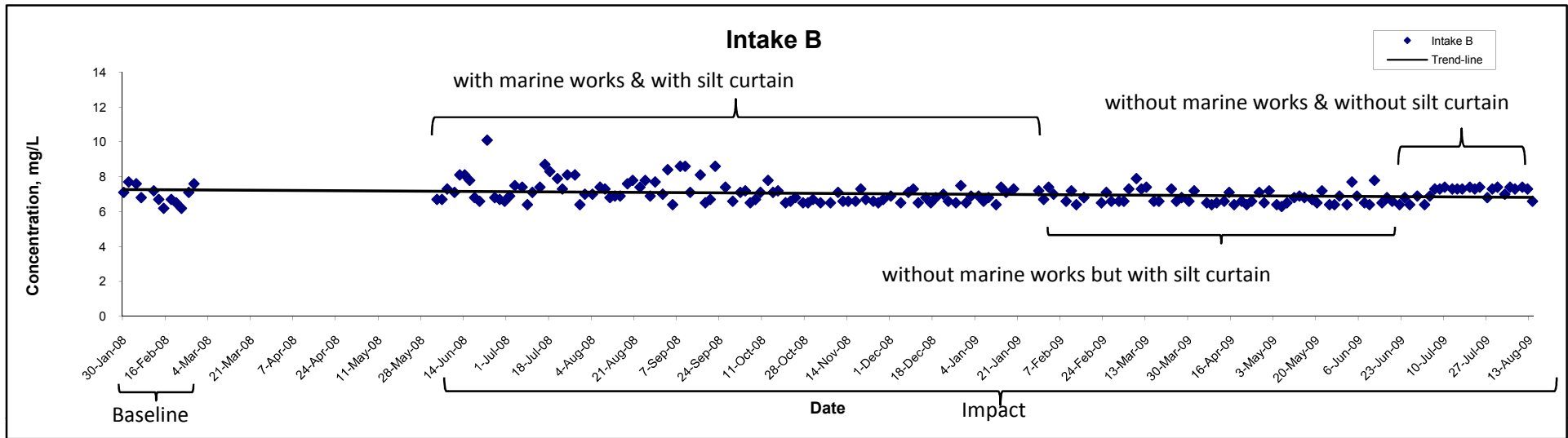
Title	Contract No. DC/2007/10	Scale	Project No.	CINOTECH
	Design and Construction of Hong Kong West Drainage Tunnel	N.T.S	MA8001	
	<b>Graphical Presentation of Water Quality Monitoring Results</b>	Date	Appendix	
		Aug 09	D	

### Dissolved Oxygen (Surface & Middle) at Mid-Ebb Tide



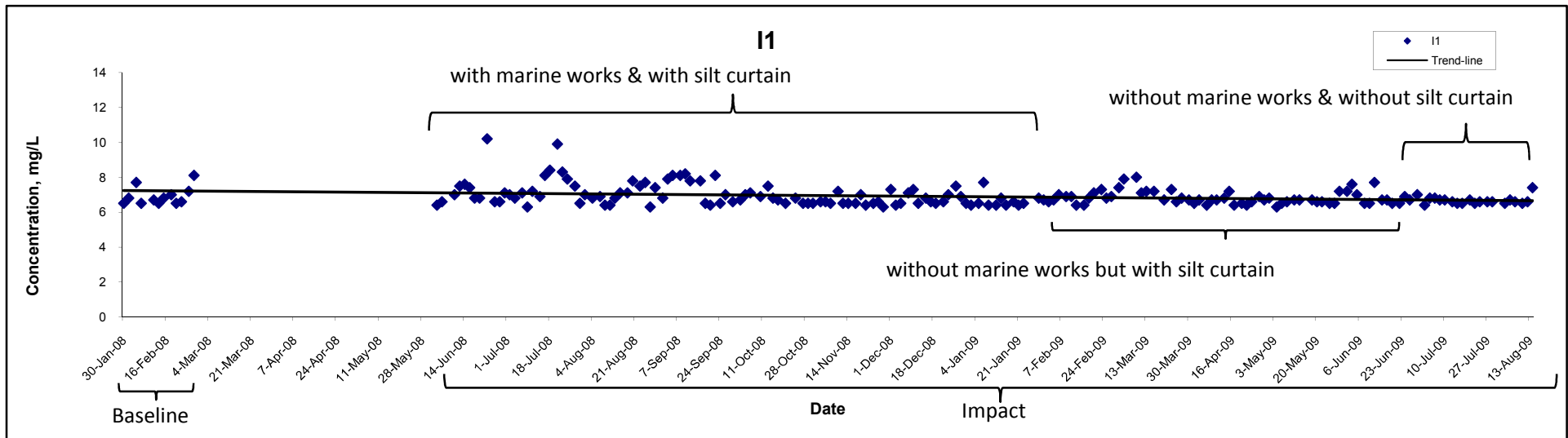
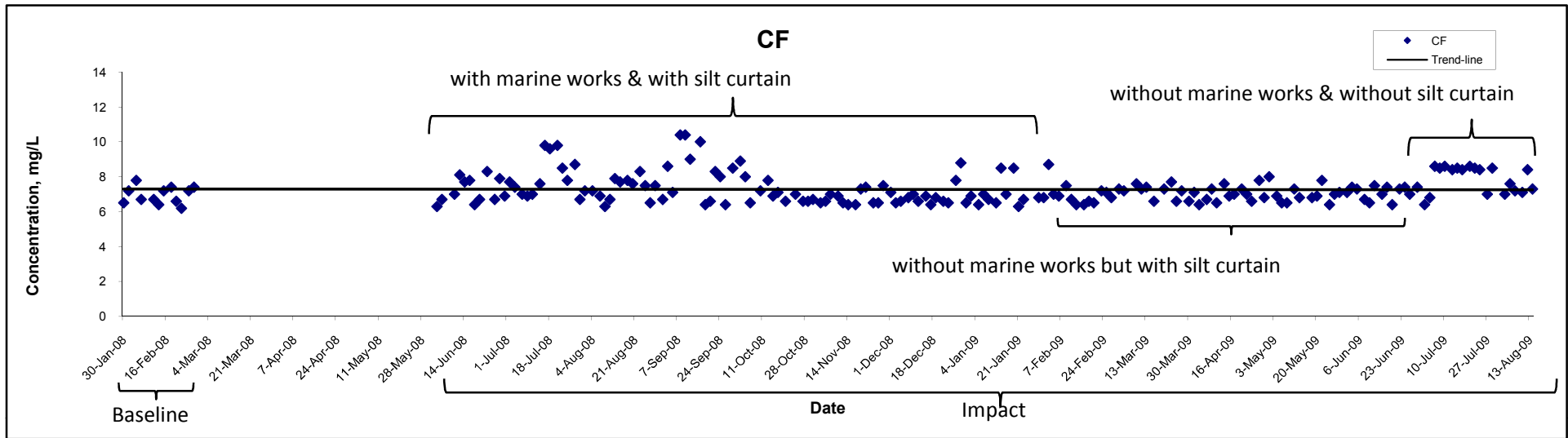
Title	Contract No. DC/2007/10	Scale	N.T.S	Project No.	MA8001	CINOTECH
	Design and Construction of Hong Kong West Drainage Tunnel	Date	Aug 09	Appendix	D	
<b>Graphical Presentation of Water Quality Monitoring Results</b>						

### Dissolved Oxygen (Surface & Middle) at Mid-Ebb Tide



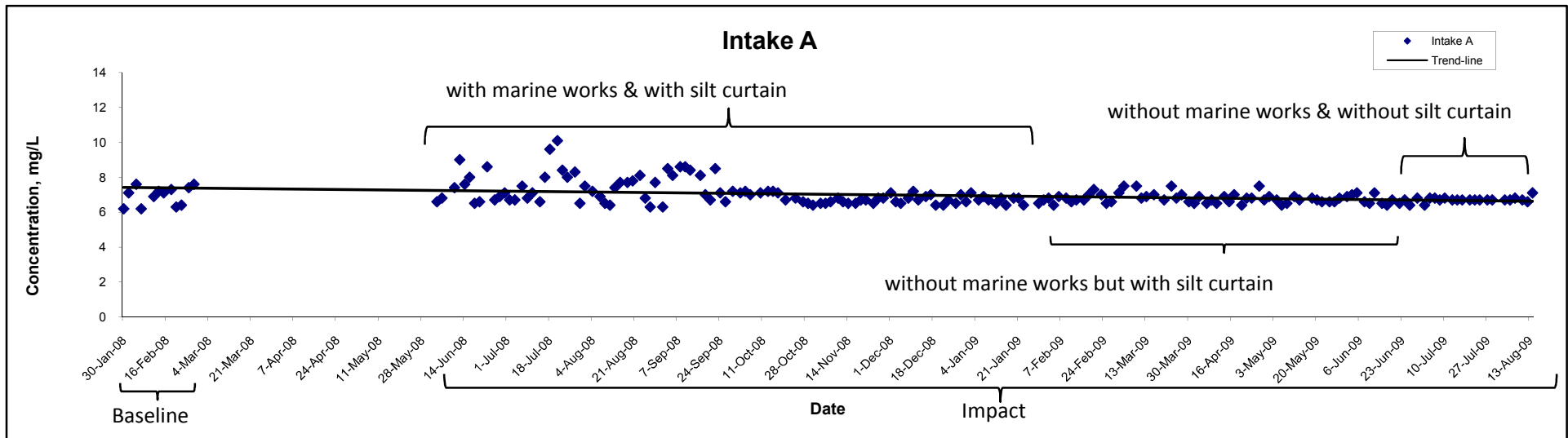
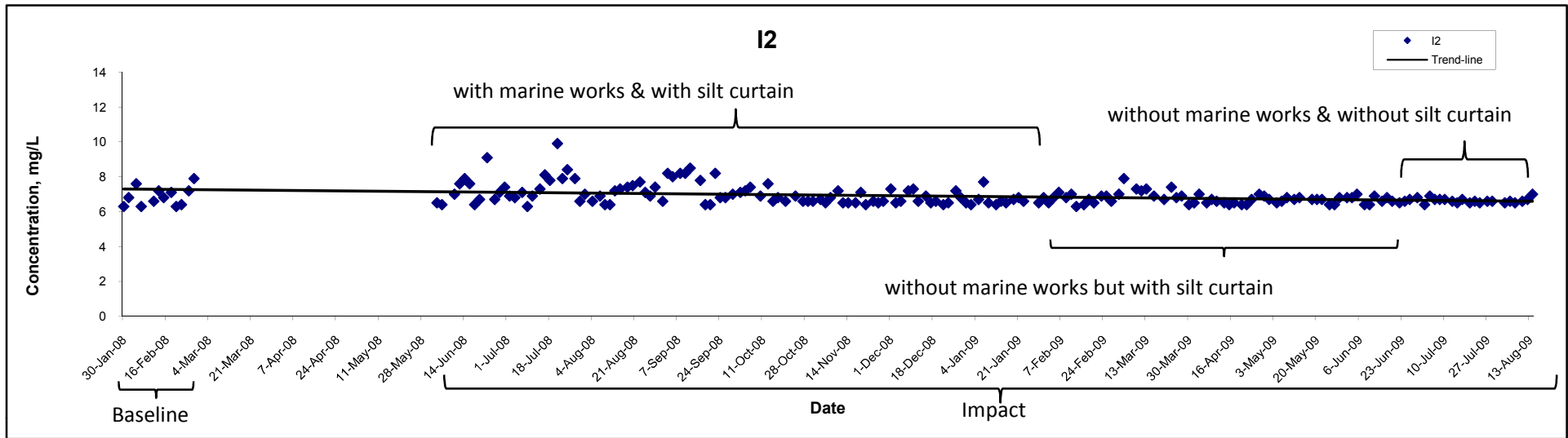
Title	Contract No. DC/2007/10	Scale	N.T.S	Project No.	MA8001	CINOTECH
	Design and Construction of Hong Kong West Drainage Tunnel	Date	Aug 09	Appendix	D	
<b>Graphical Presentation of Water Quality Monitoring Results</b>						

### Dissolved Oxygen (Surface & Middle) at Mid-Flood Tide



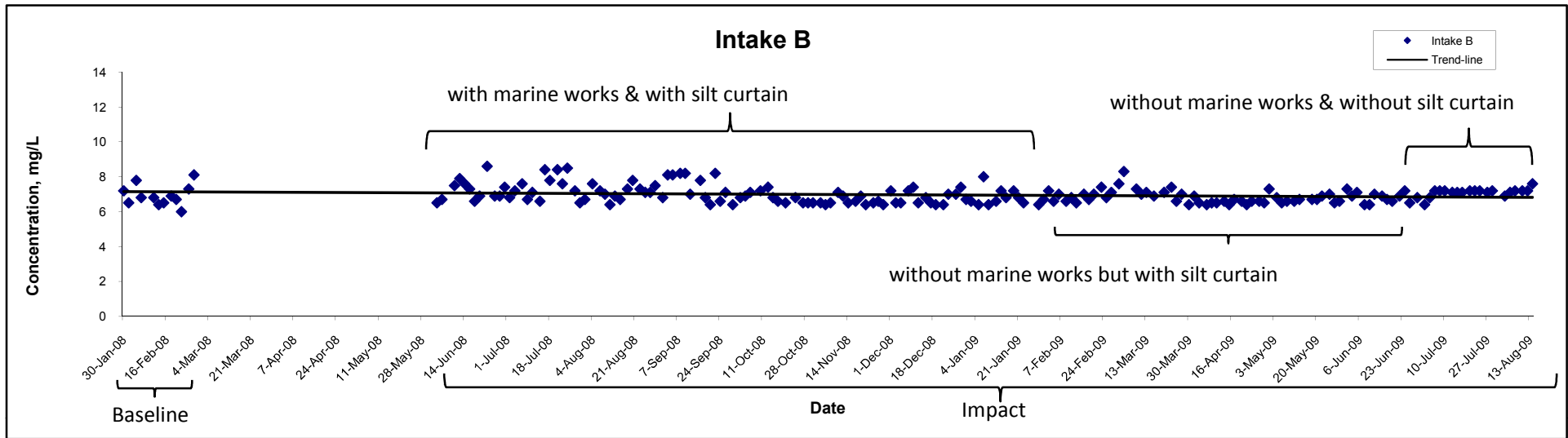
Title	Contract No. DC/2007/10	Scale	N.T.S	Project No.	MA8001	CINOTECH
	Design and Construction of Hong Kong West Drainage Tunnel	Date	Aug 09	Appendix	D	
<b>Graphical Presentation of Water Quality Monitoring Results</b>						

### Dissolved Oxygen (Surface & Middle) at Mid-Flood Tide



Title	Contract No. DC/2007/10	Scale	N.T.S	Project No.	MA8001	CINOTECH
	Design and Construction of Hong Kong West Drainage Tunnel	Date	Aug 09	Appendix	D	
<b>Graphical Presentation of Water Quality Monitoring Results</b>						

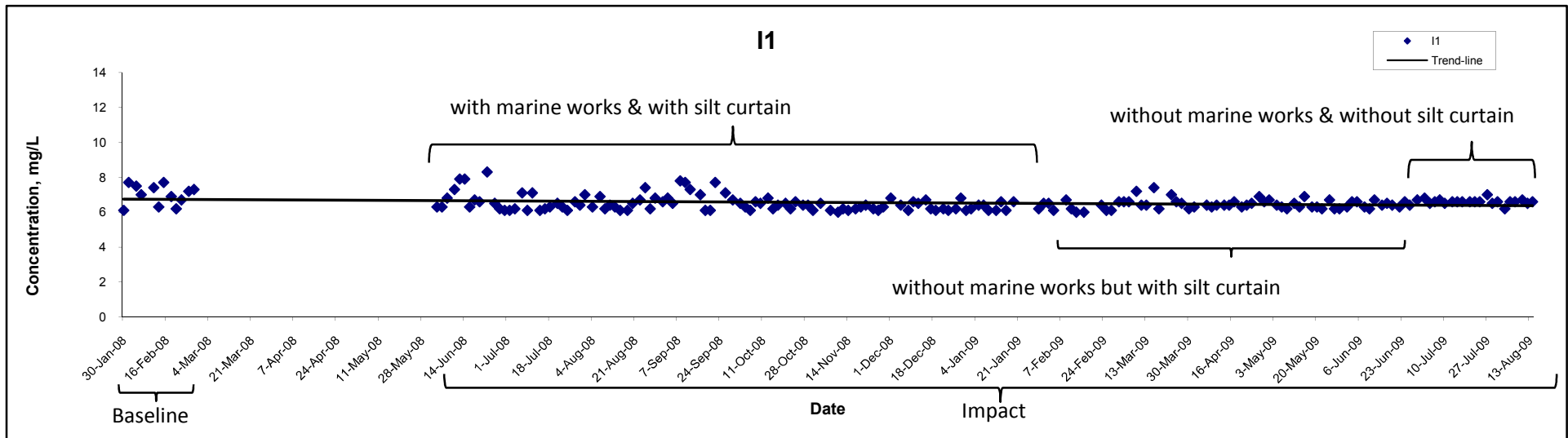
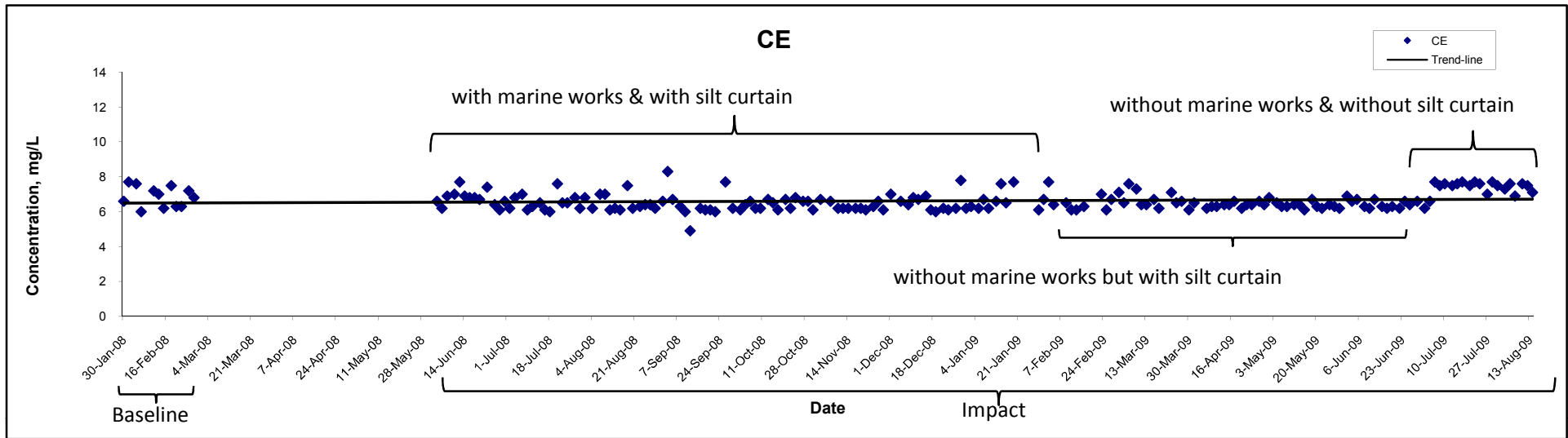
### Dissolved Oxygen (Surface & Middle) at Mid-Flood Tide



Title	Contract No. DC/2007/10	Scale	N.T.S	Project No.	MA8001	CINOTECH
	Design and Construction of Hong Kong West Drainage Tunnel	Date	Aug 09	Appendix	D	
<b>Graphical Presentation of Water Quality Monitoring Results</b>						

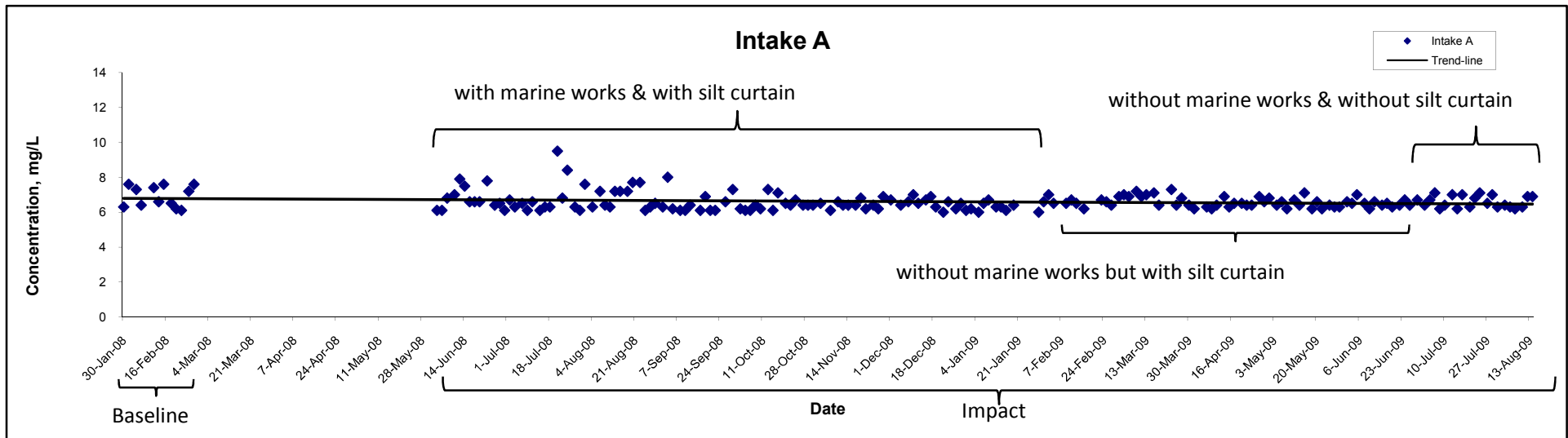
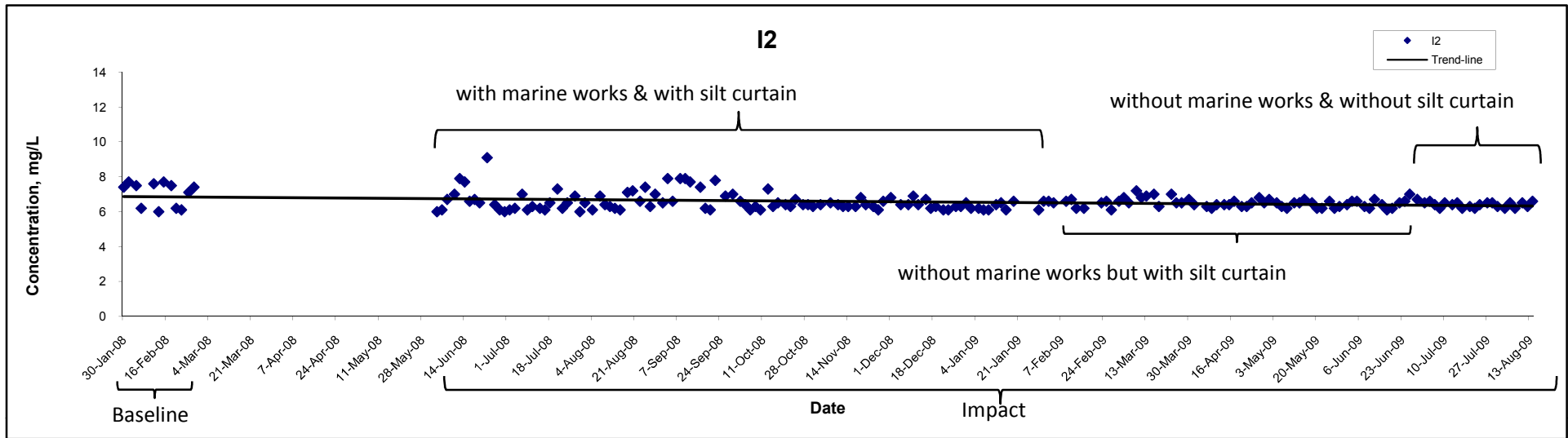


### Dissolved Oxygen (Bottom) at Mid-Ebb Tide



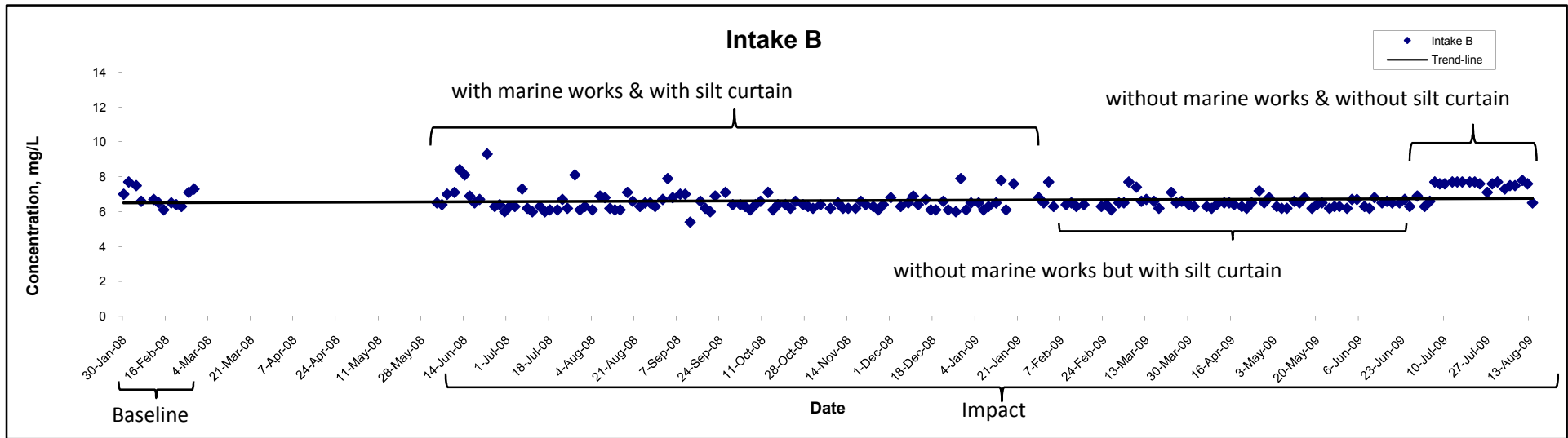
Title	Contract No. DC/2007/10	Scale	N.T.S	Project No.	MA8001	CINOTECH
	Design and Construction of Hong Kong West Drainage Tunnel	Date	Aug 09	Appendix	D	
<b>Graphical Presentation of Water Quality Monitoring Results</b>						

### Dissolved Oxygen (Bottom) at Mid-Ebb Tide



Title	Contract No. DC/2007/10	Scale	N.T.S	Project No.	MA8001	CINOTECH
	Design and Construction of Hong Kong West Drainage Tunnel	Date	Aug 09	Appendix	D	
<b>Graphical Presentation of Water Quality Monitoring Results</b>						

### Dissolved Oxygen (Bottom) at Mid-Ebb Tide



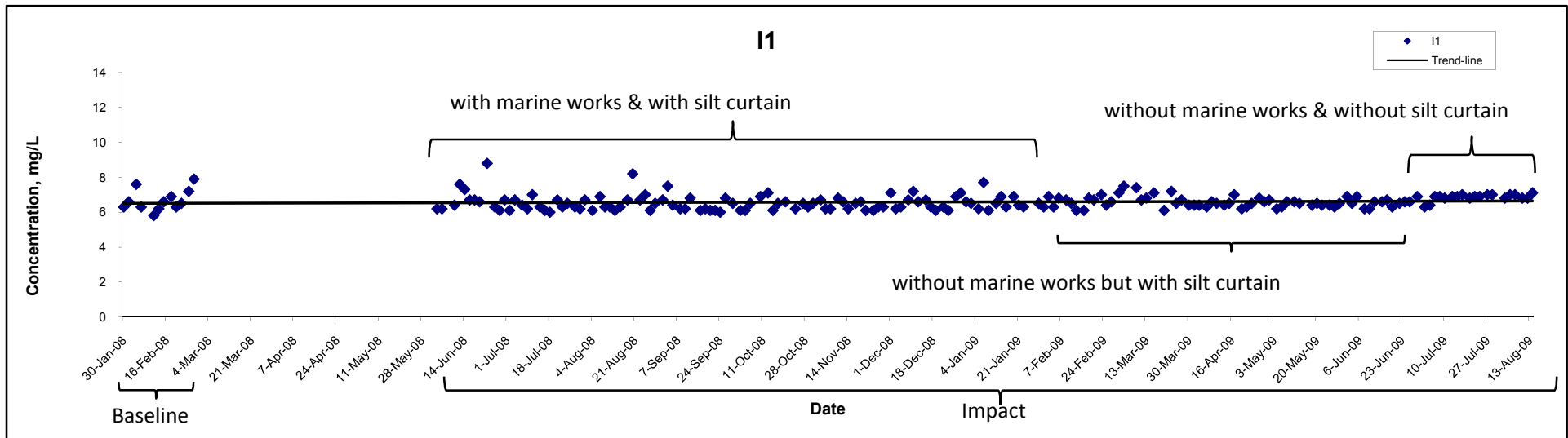
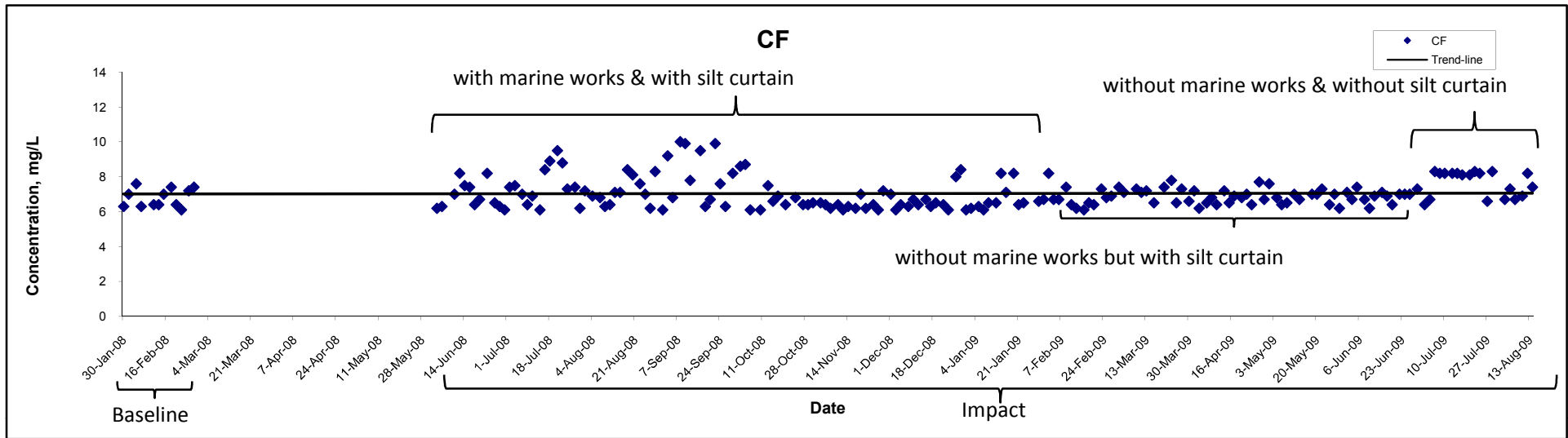
Title Contract No. DC/2007/10  
 Design and Construction of Hong Kong West Drainage Tunnel  
**Graphical Presentation of Water Quality Monitoring Results**

Scale N.T.S  
 Date Aug 09

Project No. MA8001  
 Appendix D

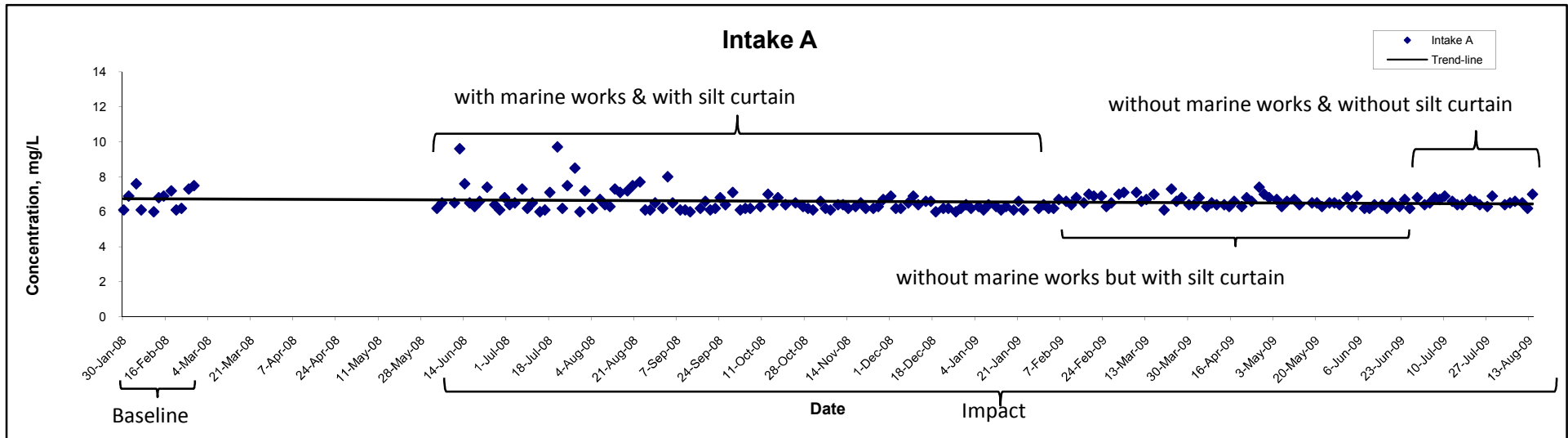
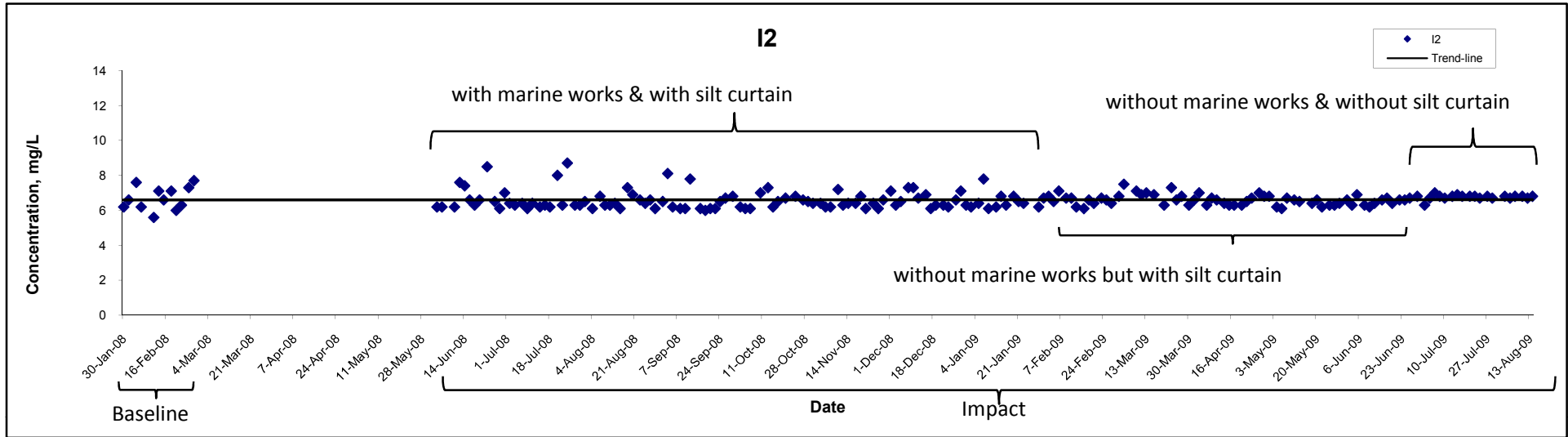


### Dissolved Oxygen (Bottom) at Mid-Flood Tide



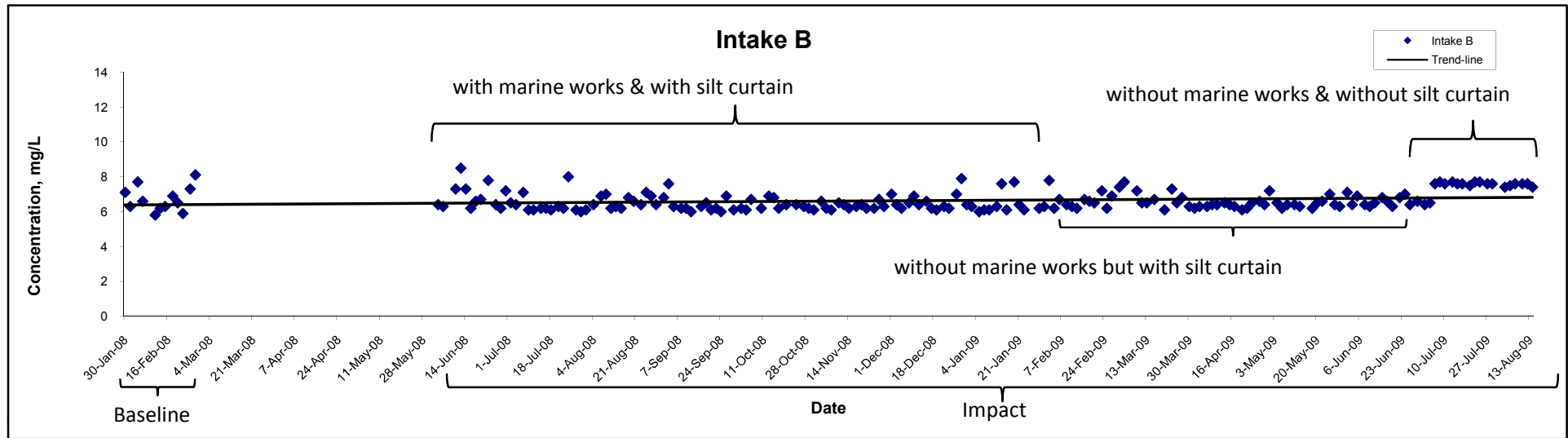
Title	Contract No. DC/2007/10	Scale	N.T.S	Project No.	MA8001	CINOTECH
	Design and Construction of Hong Kong West Drainage Tunnel	Date	Aug 09	Appendix	D	
<b>Graphical Presentation of Water Quality Monitoring Results</b>						

### Dissolved Oxygen (Bottom) at Mid-Flood Tide



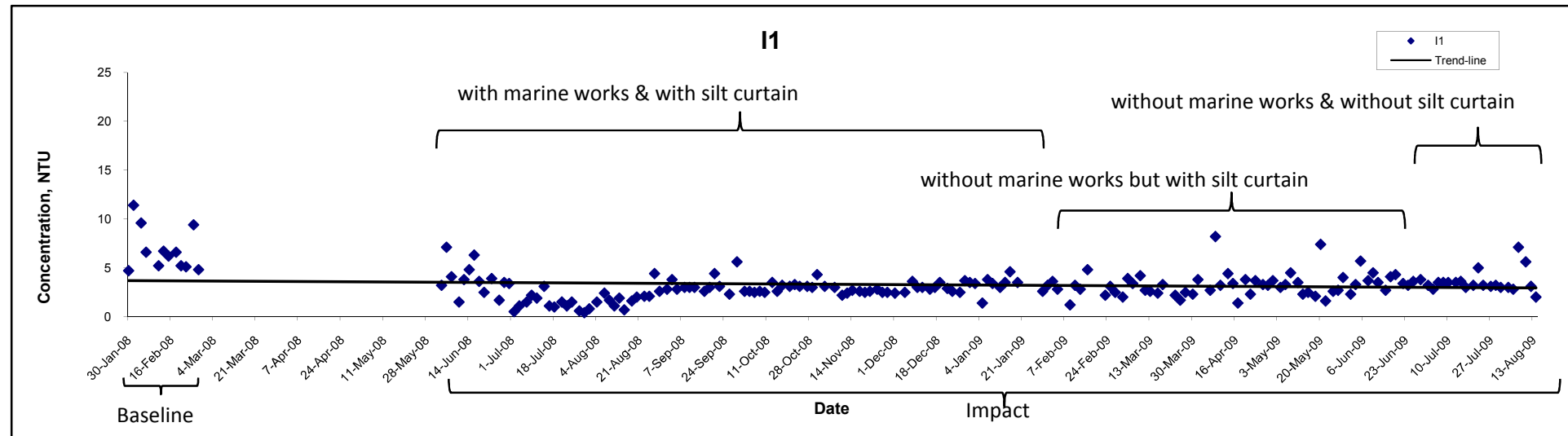
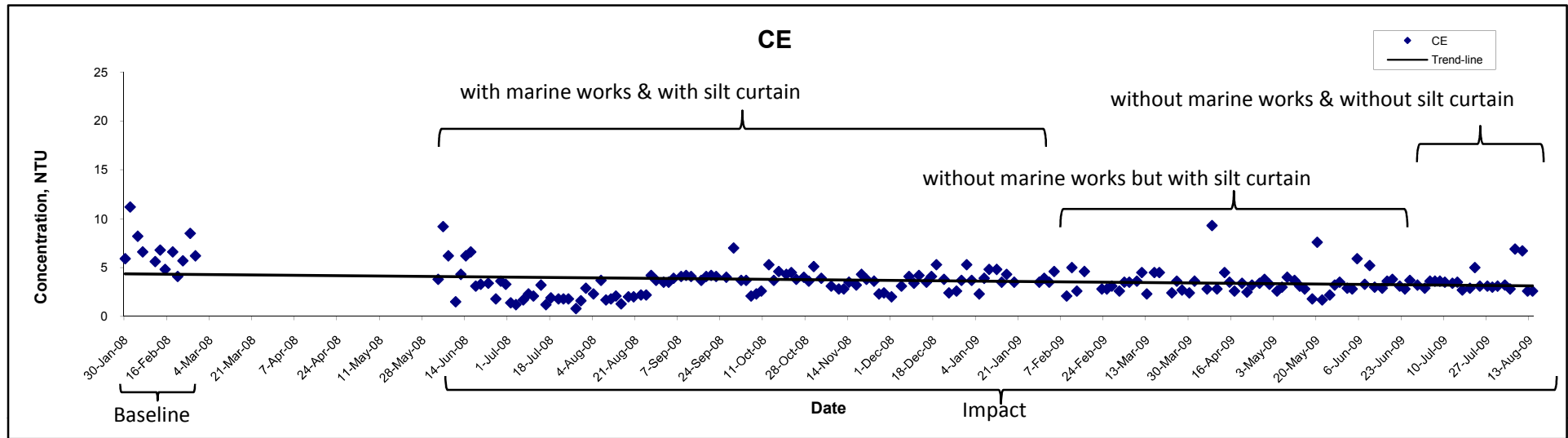
Title	Contract No. DC/2007/10	Scale	N.T.S	Project No.	MA8001	CINOTECH
	Design and Construction of Hong Kong West Drainage Tunnel	Date	Aug 09	Appendix	D	
<b>Graphical Presentation of Water Quality Monitoring Results</b>						

### Dissolved Oxygen (Bottom) at Mid-Flood Tide



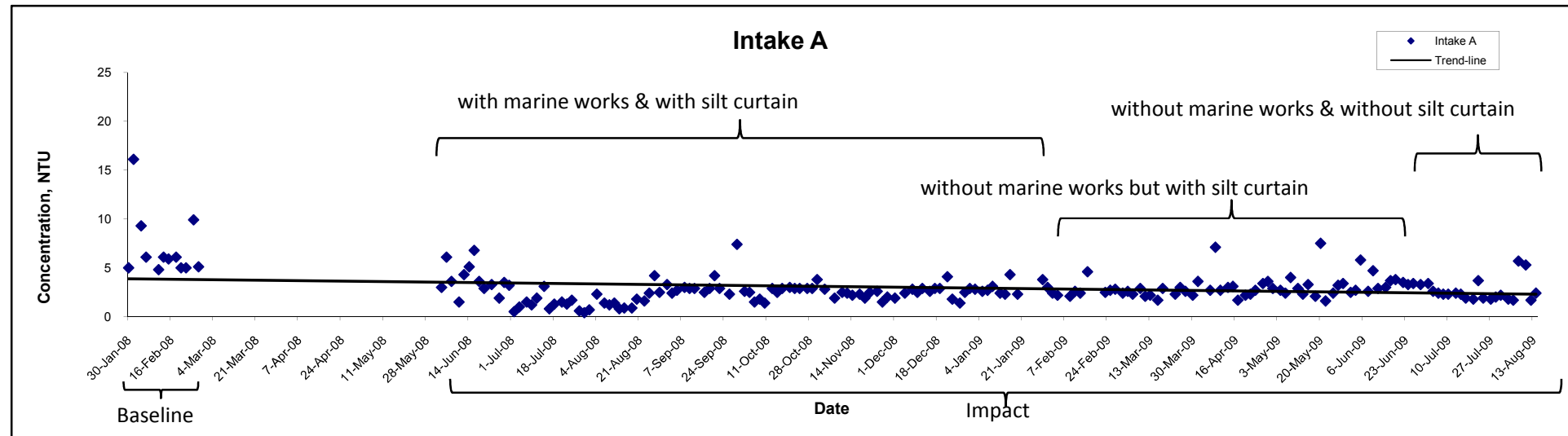
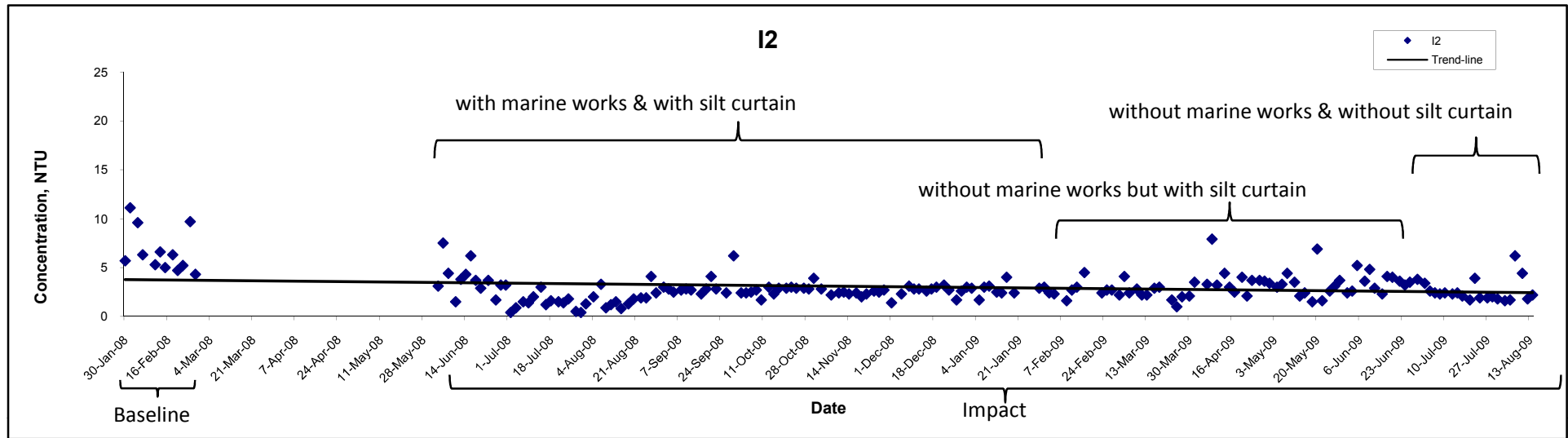
Title	Contract No. DC/2007/10 Design and Construction of Hong Kong West Drainage Tunnel <b>Graphical Presentation of Water Quality Monitoring Results</b>	Scale	N.T.S	Project No.	MA8001	<b>CINOTECH</b>
		Date	Aug 09	Appendix	D	

### Turbidity (Depth-averaged) at Mid-Ebb Tide



Title	Contract No. DC/2007/10	Scale	N.T.S	Project No.	MA8001	CINOTECH
	Design and Construction of Hong Kong West Drainage Tunnel	Date	Aug 09	Appendix	D	
<b>Graphical Presentation of Water Quality Monitoring Results</b>						

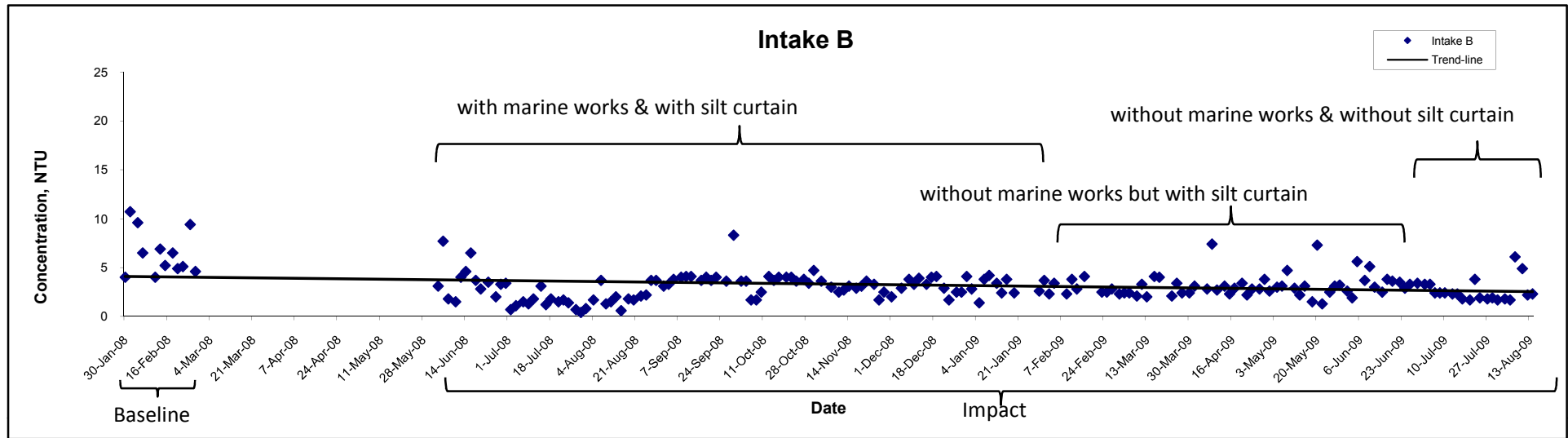
### Turbidity (Depth-averaged) at Mid-Ebb Tide



Title	Contract No. DC/2007/10	Scale	N.T.S	Project No.	MA8001	CINOTECH
	Design and Construction of Hong Kong West Drainage Tunnel	Date	Aug 09	Appendix	D	
<b>Graphical Presentation of Water Quality Monitoring Results</b>						



### Turbidity (Depth-averaged) at Mid-Ebb Tide



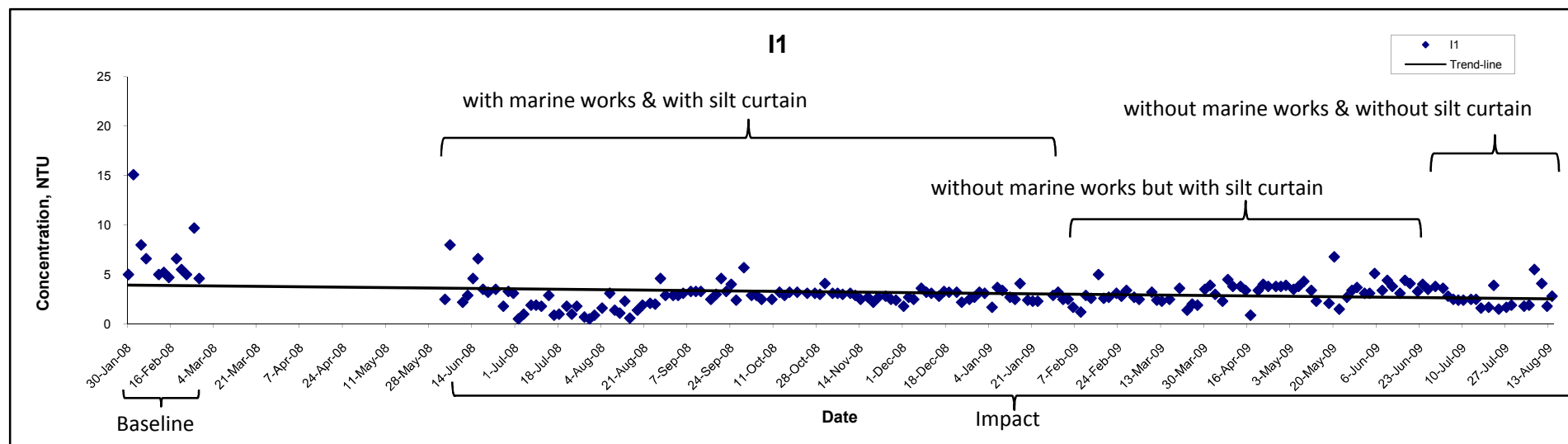
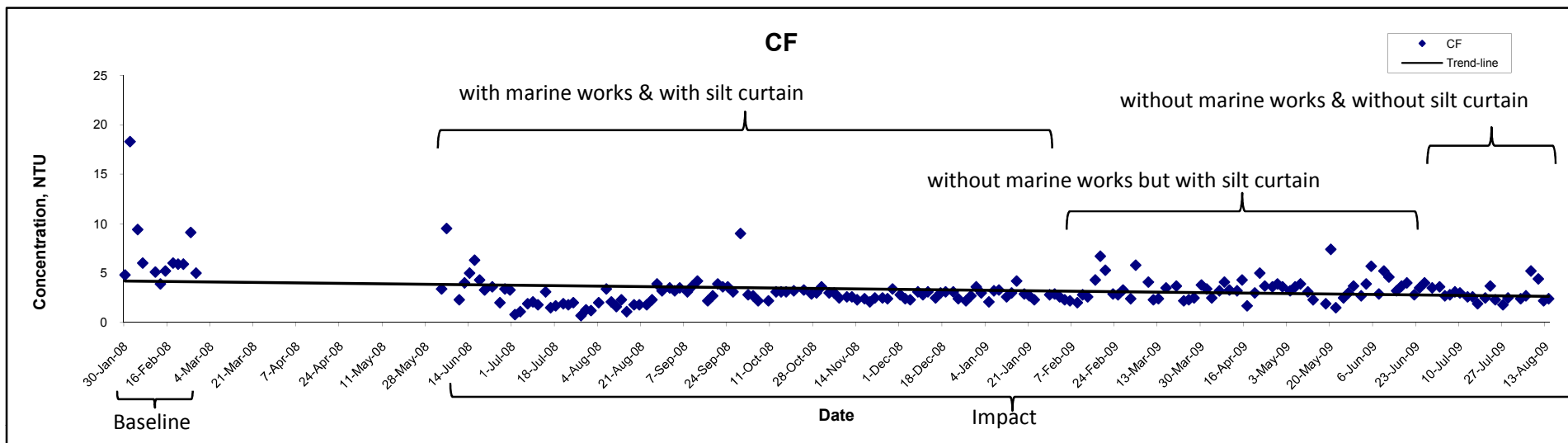
Title Contract No. DC/2007/10  
 Design and Construction of Hong Kong West Drainage Tunnel  
**Graphical Presentation of Water Quality Monitoring Results**

Scale N.T.S  
 Date Aug 09

Project No. MA8001  
 Appendix D

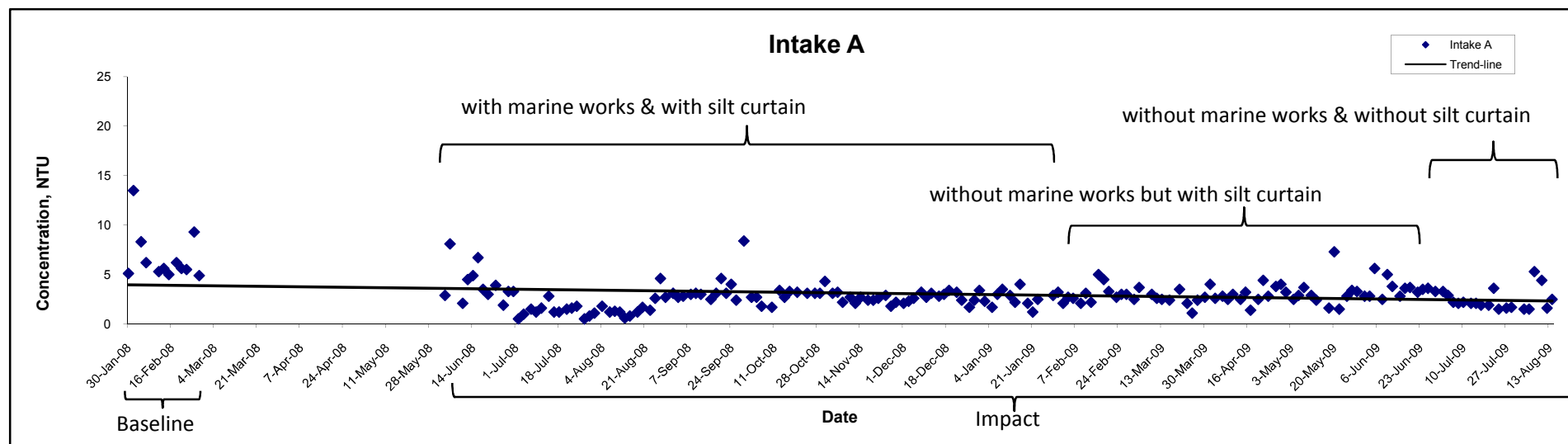
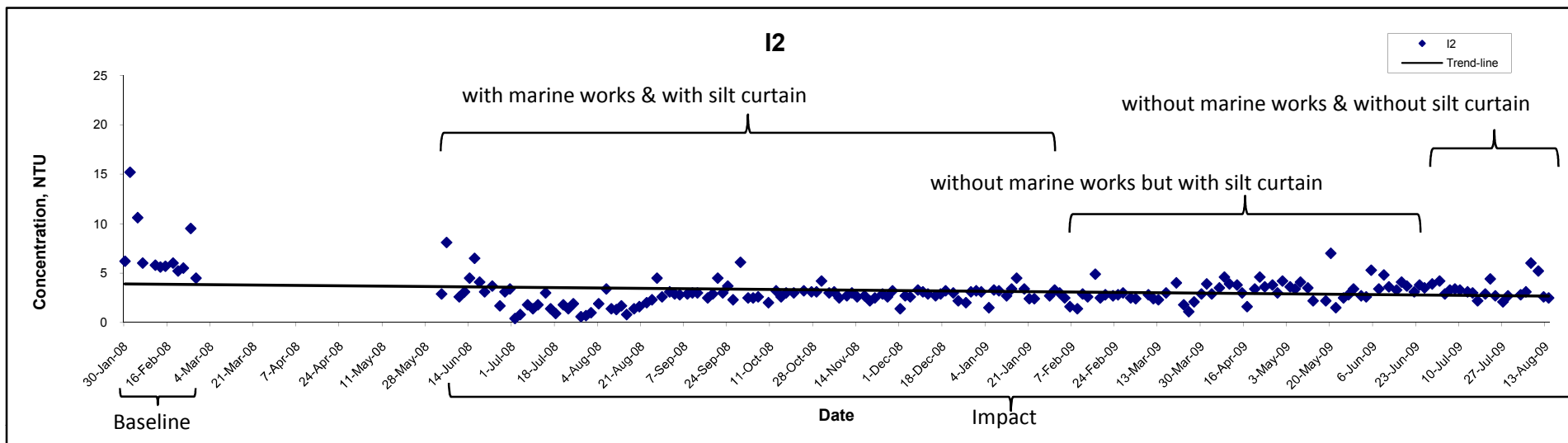


### Turbidity (Depth-averaged) at Mid-Flood Tide



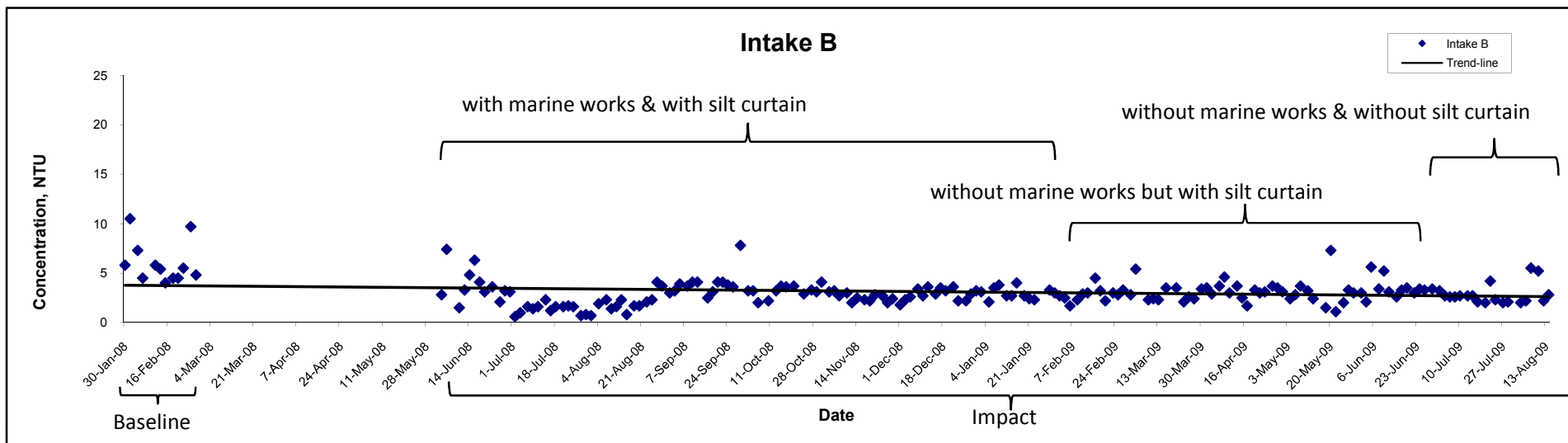
Title	Contract No. DC/2007/10	Scale	N.T.S	Project No.	MA8001	CINOTECH
	Design and Construction of Hong Kong West Drainage Tunnel	Date	Aug 09	Appendix	D	
<b>Graphical Presentation of Water Quality Monitoring Results</b>						

### Turbidity (Depth-averaged) at Mid-Flood Tide



Title	Contract No. DC/2007/10	Scale	N.T.S	Project No.	MA8001	CINOTECH
	Design and Construction of Hong Kong West Drainage Tunnel	Date	Aug 09	Appendix	D	
<b>Graphical Presentation of Water Quality Monitoring Results</b>						

### Turbidity (Depth-averaged) at Mid-Flood Tide



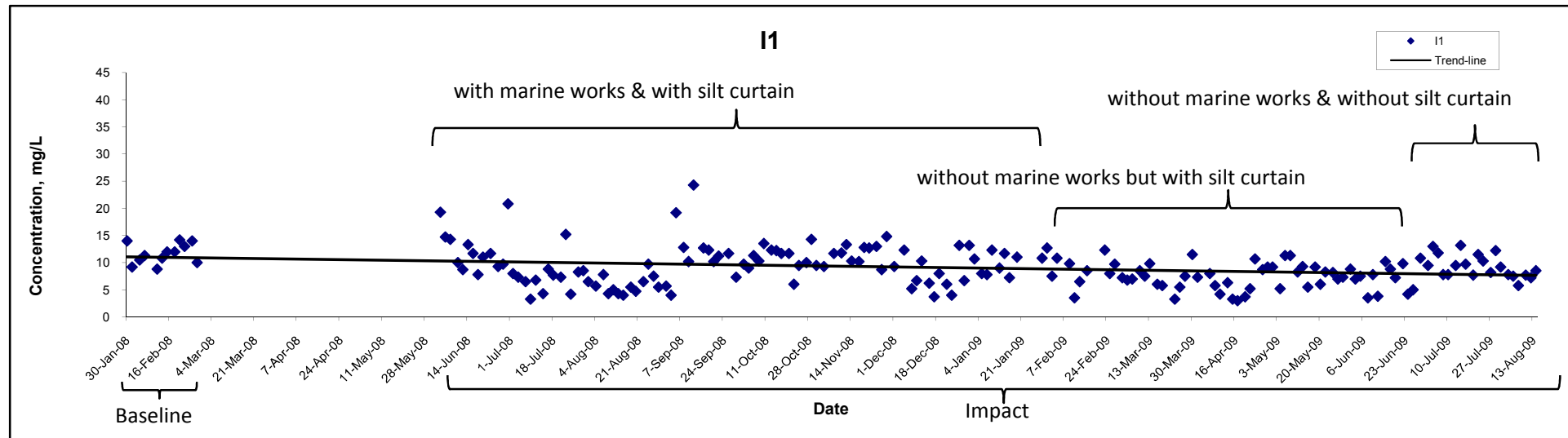
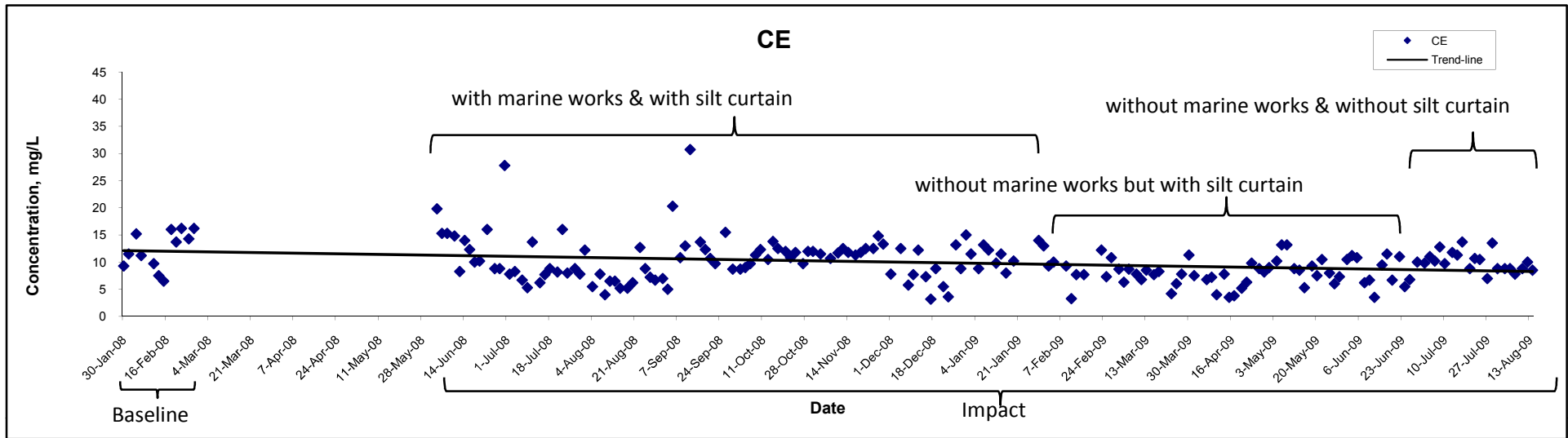
Title Contract No. DC/2007/10  
 Design and Construction of Hong Kong West Drainage Tunnel  
**Graphical Presentation of Water Quality Monitoring Results**

Scale N.T.S  
 Date Aug 09

Project No. MA8001  
 Appendix D

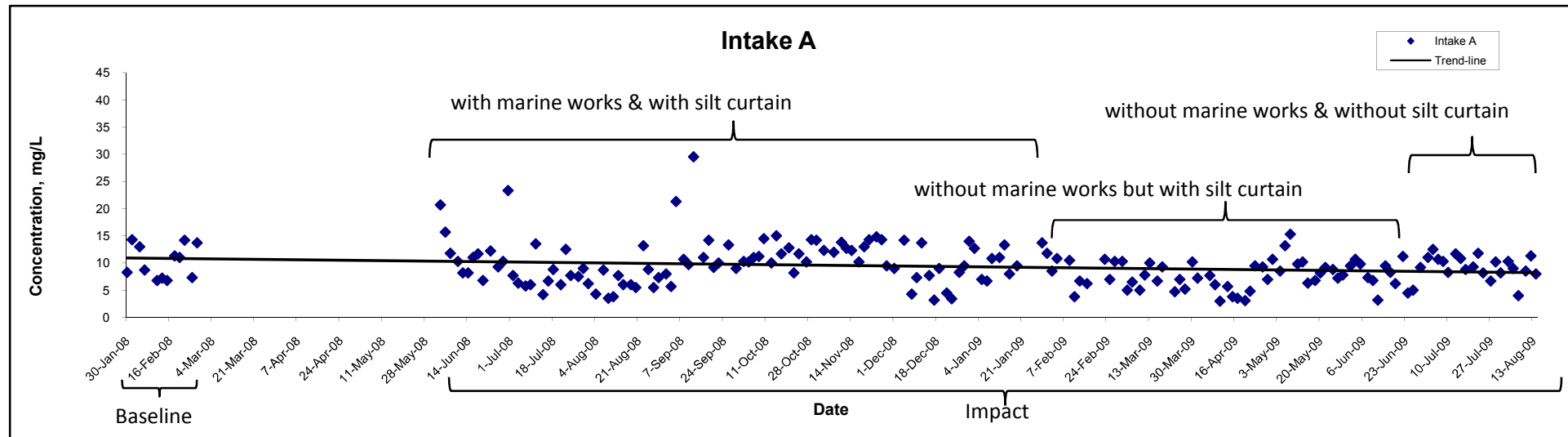
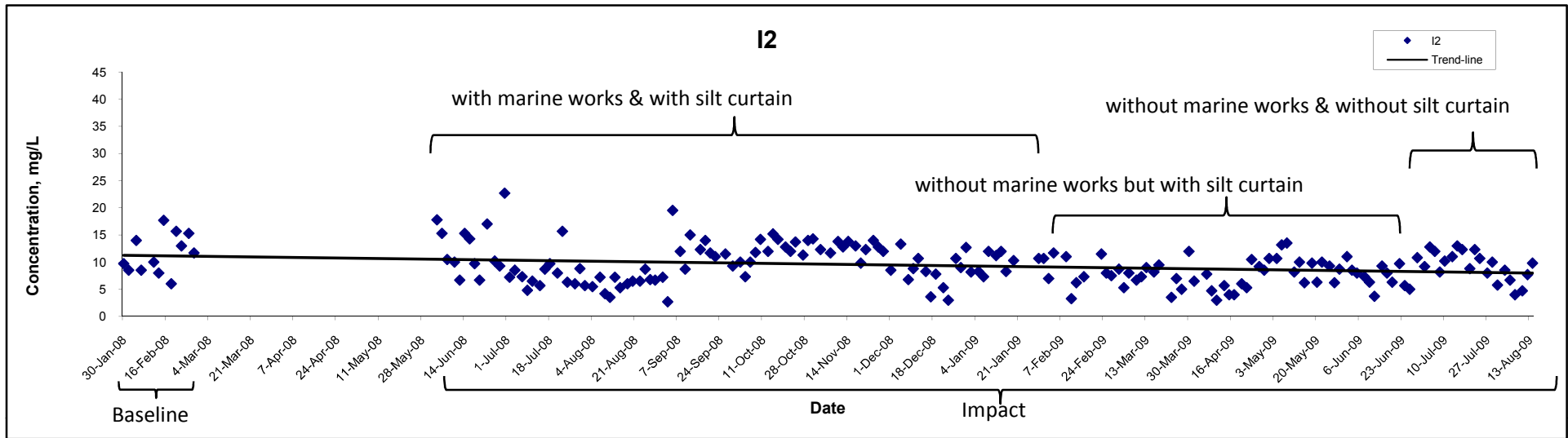


### Suspended Solids (Depth-averaged) at Mid-Ebb Tide



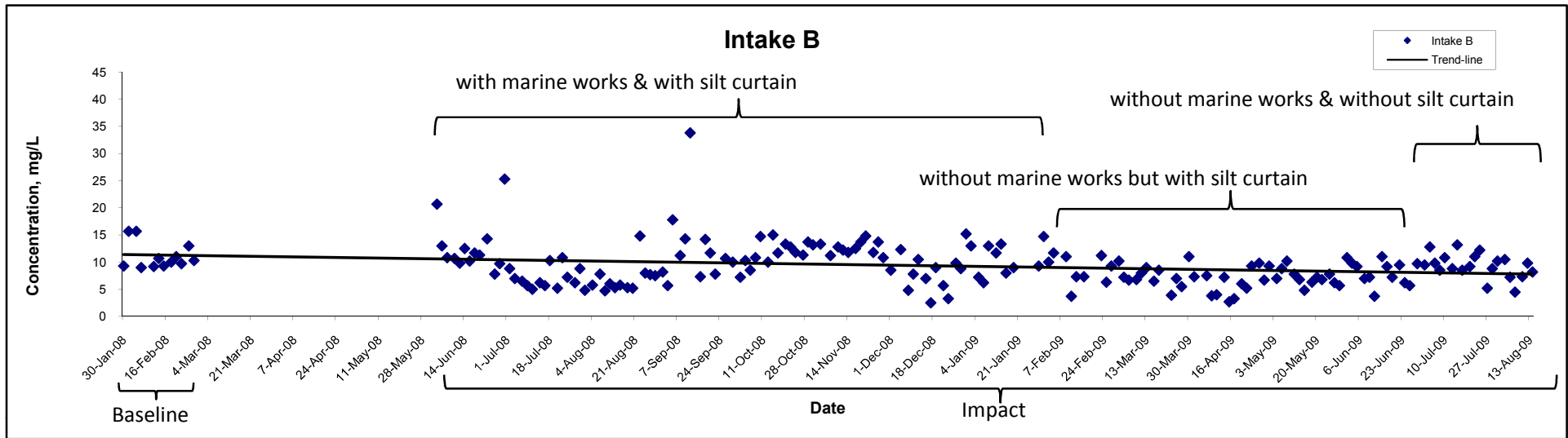
Title	Contract No. DC/2007/10	Scale	N.T.S	Project No.	MA8001	<b>CINOTECH</b>
	Design and Construction of Hong Kong West Drainage Tunnel	Date	Aug 09	Appendix	D	
<b>Graphical Presentation of Water Quality Monitoring Results</b>						

### Suspended Solids (Depth-averaged) at Mid-Ebb Tide



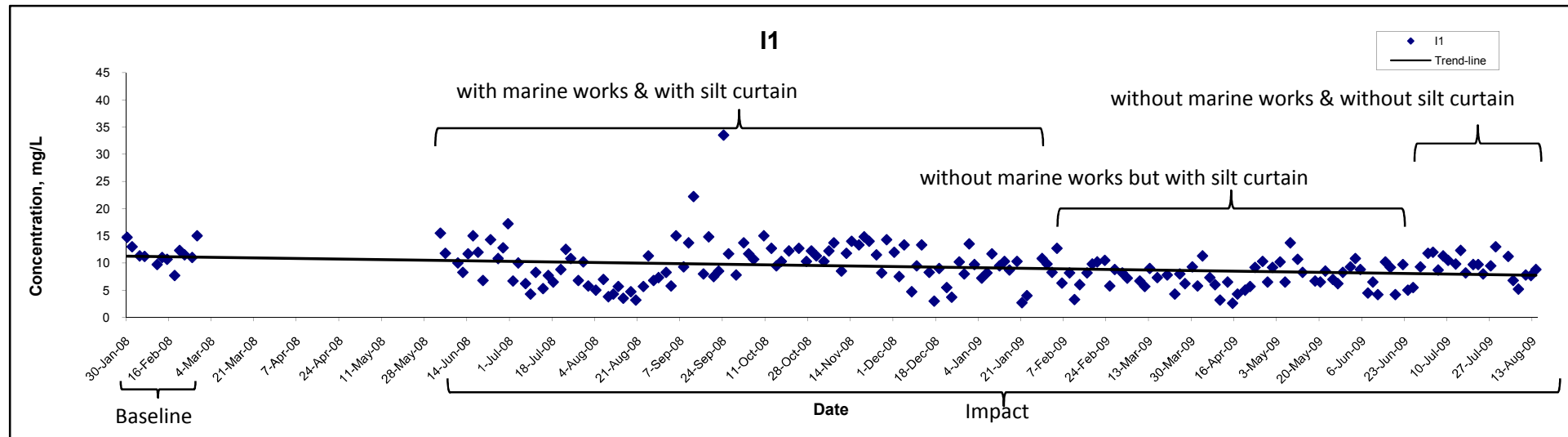
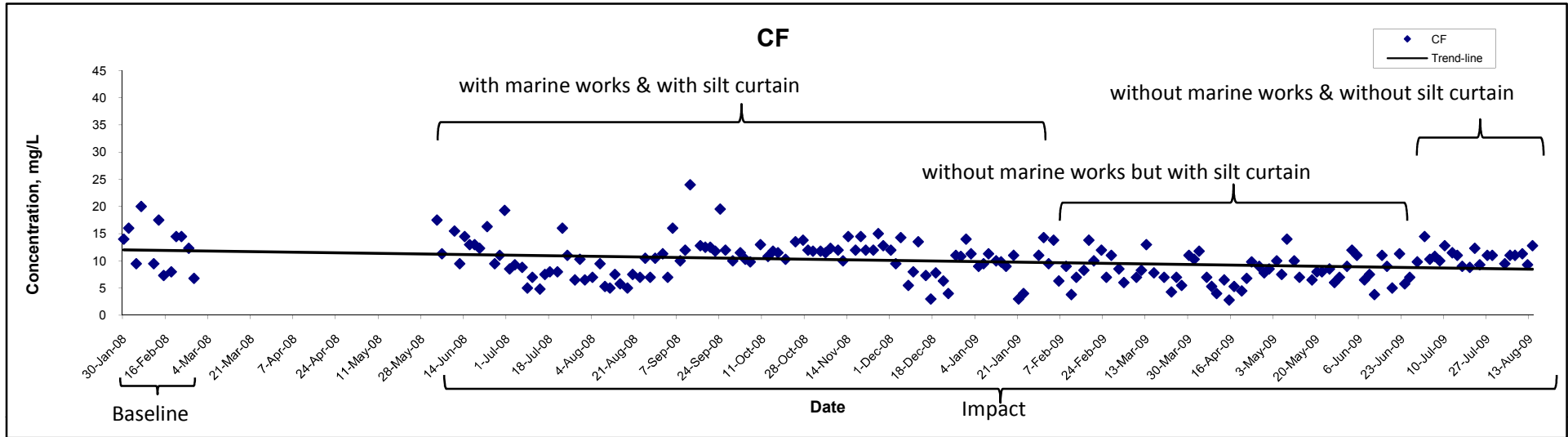
Title	Contract No. DC/2007/10	Scale	N.T.S	Project No.	MA8001	CINOTECH
	Design and Construction of Hong Kong West Drainage Tunnel	Date	Aug 09	Appendix	D	
<b>Graphical Presentation of Water Quality Monitoring Results</b>						

### Suspended Solids (Depth-averaged) at Mid-Ebb Tide



Title	Contract No. DC/2007/10 Design and Construction of Hong Kong West Drainage Tunnel <b>Graphical Presentation of Water Quality Monitoring Results</b>	Scale	N.T.S	Project No.	MA8001	<b>CINOTECH</b>
		Date	Aug 09	Appendix	D	

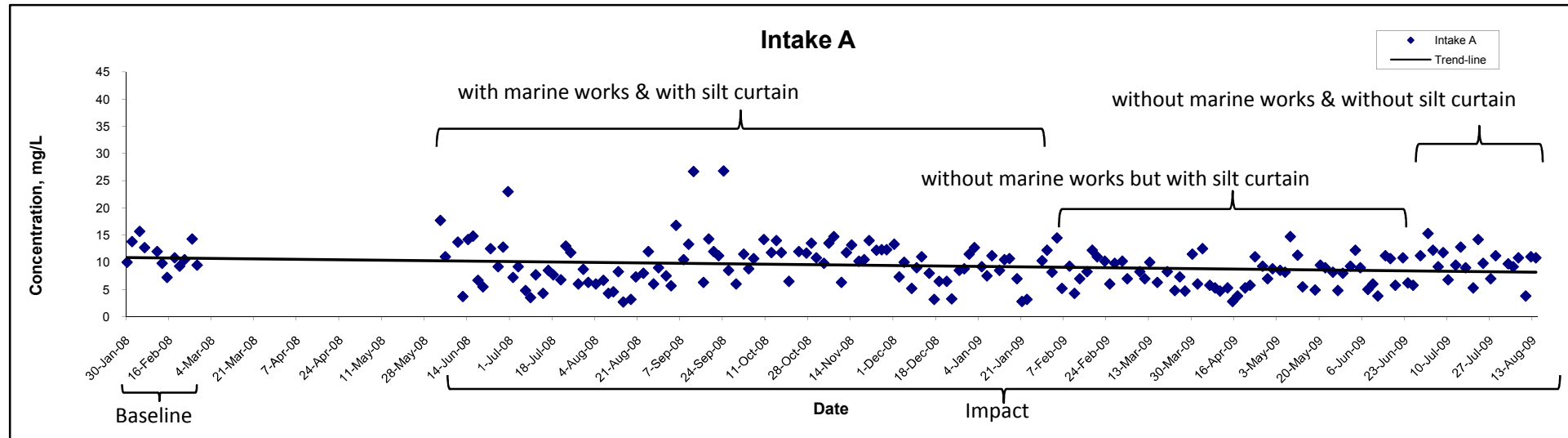
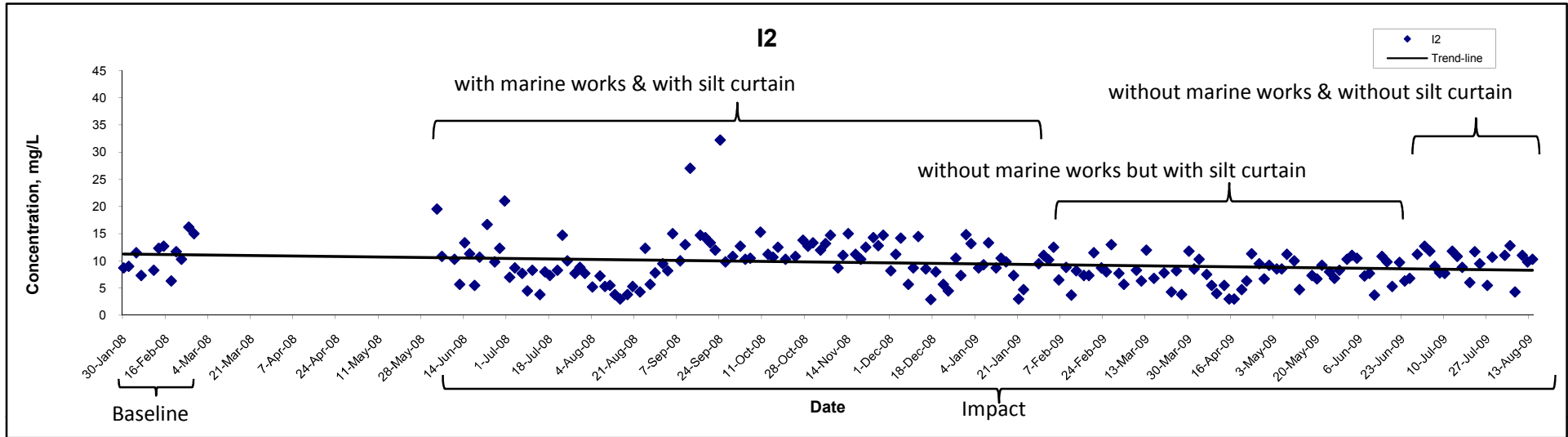
### Suspended Solids (Depth-averaged) at Mid-Flood Tide



Title	Contract No. DC/2007/10	Scale	N.T.S	Project No.	MA8001	CINOTECH
	Design and Construction of Hong Kong West Drainage Tunnel	Date	Aug 09	Appendix	D	
<b>Graphical Presentation of Water Quality Monitoring Results</b>						

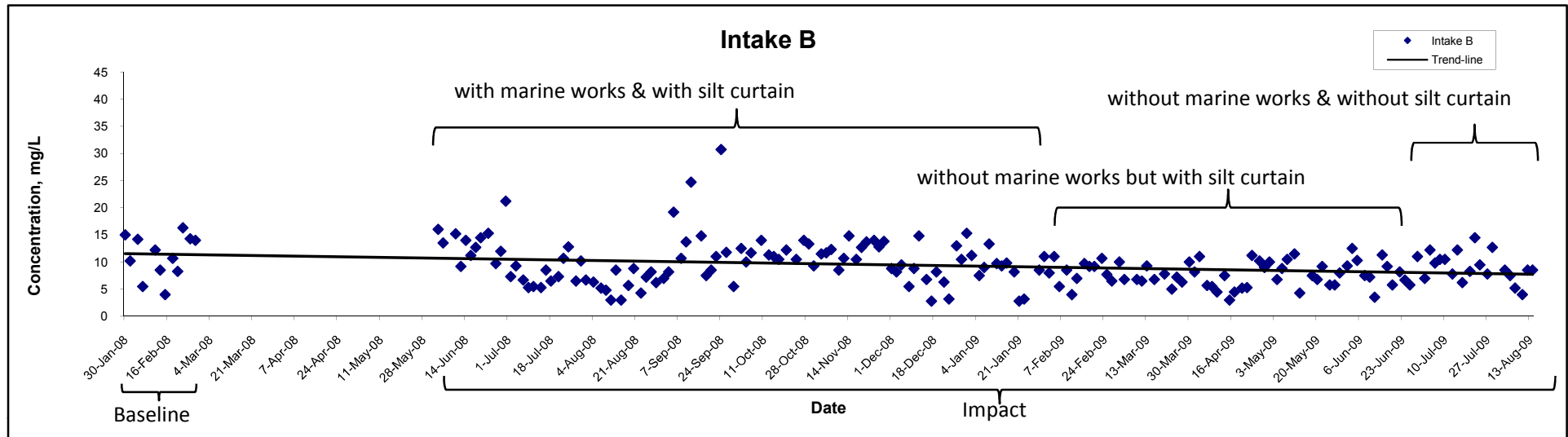


### Suspended Solids (Depth-averaged) at Mid-Flood Tide



Title	Contract No. DC/2007/10	Scale	N.T.S	Project No.	MA8001	CINOTECH
	Design and Construction of Hong Kong West Drainage Tunnel	Date	Aug 09	Appendix	D	
<b>Graphical Presentation of Water Quality Monitoring Results</b>						

### Suspended Solids (Depth-averaged) at Mid-Flood Tide



Title Contract No. DC/2007/10  
 Design and Construction of Hong Kong West Drainage Tunnel  
**Graphical Presentation of Water Quality Monitoring Results**

Scale N.T.S  
 Date Aug 09

Project No. MA8001  
 Appendix D

