



PROJECT NO.: TCS/00512/09

**DSD CONTRACT NO. DC/2009/13
CONSTRUCTION OF SEWAGE TREATMENT WORKS AT
YUNG SHUE WAN AND SOK KWU WAN**

**SOK KWU WAN PORTION AREA
MONTHLY ENVIRONMENTAL MONITORING AND AUDIT
(EM&A) REPORT (No.49) – AUGUST 2014**

PREPARED FOR
LEADER CIVIL ENGINEERING CORPORATION LIMITED

Quality Index

Date	Reference No.	Prepared By	Approved By
18 September 2014	TCS00512/09/600/R0812v1		
		Martin Li Assistant Environmental Consultant	T.W. Tam Environmental Team Leader

Version	Date	Description
1	10 September 2014	First Submission
2	18 September 2014	Amended against IEC's comment on 17 September 2014

URS CDM Joint Venture

Chief Engineer/Harbour Area Treatment Scheme
Drainage Services Department
5/F, Western Magistracy
2A, Pok Fu Lam Road
Hong Kong

Your reference:

Our reference:

05117/6/16/432305

Date:

18 September 2014

Attention: Mr F.K. Pong

BY FAX

Dear Sir,


Contract No. DC/2009/13

**Construction of Sewage Treatment Works at Yung Shue Wan and Sok Kwu Wan
Sok Kwu Wan Portion Area**

Monthly Environmental Monitoring and Audit (EM&A) Report No. 49 (August 2014)

We refer to the Monthly EM&A Monitoring Report No. 49 for August 2014 received under cover of the email from the Environmental Team, Action-United Environmental Services and Consulting (AUES), dated on 18 September 2014. We have no comment and have verified the captioned report.

Yours faithfully
URS CDM JOINT VENTURE



Rodney Ip
Independent Environmental Checker

ICWR/CKCH/wwsc

Encl

cc	Leader Civil Engineering	(Attn: Mr Ron Hung)
	AUES	(Attn: Mr T.W. Tam)
	ER/LAMMA	(Attn: Mr Kenneth Kwong)
	CDM	(Attn: Mr Sylvester Hsu)

EXECUTIVE SUMMARY

ES.01. This is the 49th monthly Environmental Monitoring and Audit (EM&A) Report for Sok Kwu Wan (hereinafter ‘this Report’) for the designated works under the Environmental Permit [EP-281/2007/A], covering a period from 26 July 2014 to 25 August 2014 (hereinafter ‘the Reporting Period’).

ENVIRONMENTAL MONITORING AND AUDIT ACTIVITIES

ES.02. Environmental monitoring activities under the EM&A programme in this Reporting Period are summarized in the following table.

Issues	Environmental Monitoring Parameters / Inspection	Occasions
Air Quality	1-hour TSP	54
	24-hour TSP	15
Construction Noise	$L_{eq(30min)}$ Daytime	20
Inspection / Audit	ET Regular Environmental Site Inspection	4

ES.03. According to the EM&A Manual of Sok Kwu Wan, water quality monitoring should be carried out during the course of marine work. As informed by the Contractor in May 2014, the marine works in Sok Kwu Wan has been completed in April 2014. Marine water quality monitoring was therefore terminated from May 2014 after consent was obtained with IEC. In this regards, an associated letter ref. TCS00512/10/300/L0783 dated 19 May 2014 has been issued to EPD for approval and no comment was received.

BREACH OF ACTION AND LIMIT (A/L) LEVELS

ES.04. No exceedance of air quality and construction noise monitoring were recorded in this Reporting Period. The statistics of environmental exceedance, NOE issued and investigation of exceedance are summarized in the following table.

Environmental Issues	Monitoring Parameters	Action Level	Limit Level	Event & Action		
				NOE Issued	Investigation	Corrective Actions
Air Quality	1-hour TSP	0	0	0	--	--
	24-hour TSP	0	0	0	--	--
Construction Noise	$L_{eq(30min)}$ Daytime	0	0	0	--	--

Note: NOE – Notification of Exceedance

SITE INSPECTION BY EXTERNAL PARTIES

ES.05. In this Reporting Period, weekly joint site inspection by RE, the Contractor and ET was carried out on 29 July, 5, 12 and 19 August 2014. All the observation has been rectified in the set time frame.

ENVIRONMENTAL COMPLAINT, NOTIFICATION OF SUMMONS AND SUCCESSFUL PROSECUTIONS

ES.06. No written or verbal environmental complaint, summons or successful prosecutions were recorded in this Reporting Period.

REPORTING CHANGE

ES.07. No reporting change was made in this Reporting Period.

FUTURE KEY ISSUES

- ES.08. As wet season is approaching, muddy water and other water quality pollutants via site surface water runoff into the sea body within Fish culture zone at Picnic Bay and the Secondary recreation contact subzone at Mo Tat Wan is the key issue of the Project. Mitigation measures for water quality should be properly maintained to prevent any muddy or sandy runoff from the loose soil surface overflow on the site boundary.
- ES.09. Muddy water and other water quality pollutants via site surface water runoff into the sea body within Fish Culture Zone (FCZ) at Picnic Bay and the secondary recreation contact subzone at Mo Tat Wan is the key issue of the Project. Mitigation measures for water quality should be properly maintained to prevent any muddy or sandy runoff from the loose soil surface overflow on the site boundary.

TABLE OF CONTENTS

1	INTRODUCTION	1
	PROJECT BACKGROUND	1
	REPORT STRUCTURE	2
2	PROJECT ORGANIZATION AND CONSTRUCTION PROGRESS	3
	PROJECT ORGANIZATION AND MANAGEMENT STRUCTURE	3
	CONSTRUCTION PROGRESS	3
	SUMMARY OF ENVIRONMENTAL SUBMISSIONS	3
3	SUMMARY OF BASELINE MONITORING REQUIREMENTS	4
	ENVIRONMENTAL ASPECT	4
	MONITORING LOCATIONS	4
	MONITORING FREQUENCY AND PERIOD	5
	MONITORING EQUIPMENT	6
	EQUIPMENT CALIBRATION	9
	METEOROLOGICAL INFORMATION	9
	DATA MANAGEMENT AND DATA QA/QC CONTROL	9
	REPORTING	9
	DETERMINATION OF ACTION/LIMIT (A/L) LEVELS	9
4	IMPACT MONITORING RESULTS - AIR QUALITY	11
5	IMPACT MONITORING RESULTS – CONSTRUCTION NOISE	12
6	IMPACT MONITORING RESULTS – WATER QUALITY	13
7	ECOLOGY	14
8	WASTE MANAGEMENT	15
9	SITE INSPECTION	16
10	ENVIRONMENTAL COMPLAINT AND NON-COMPLIANCE	17
11	IMPLEMENTATION STATUS OF MITIGATION MEASURES	18
12	IMPACT FORECAST	24
13	CONCLUSIONS AND RECOMMENDATIONS	25
	CONCLUSIONS	25
	RECOMMENDATIONS	25

LIST OF TABLES

Table 2-1	Status of Environmental Licenses and Permits
Table 3-1	Summary of EM&A Requirements
Table 3-2	Location of Air Quality Monitoring Station
Table 3-3	Location of Construction Noise Monitoring Station
Table 3-4	Location of Marine Water Quality Monitoring Station
Table 3-5	Action and Limit Levels for Air Quality
Table 3-6	Action and Limit Levels for Construction Noise
Table 3-7	Action and Limit Levels for Marine Water Quality
Table 4-1	Summary of 24-hour and 1-hour TSP Monitoring Results – AM1
Table 4-2	Summary of 24-hour and 1-hour TSP Monitoring Results – AM2
Table 4-3	Summary of 24-hour and 1-hour TSP Monitoring Results – AM3
Table 5-1	Summarized of Construction Noise Monitoring Results at NM1
Table 5-2	Summarized of Construction Noise Monitoring Results at NM2
Table 5-3	Summarized of Construction Noise Monitoring Results at RNM3
Table 5-4	Summarized of Construction Noise Monitoring Results at NM4
Table 8-1	Summary of Quantities of Inert C&D Materials
Table 8-2	Summary of Quantities of C&D Wastes
Table 8-1	Site Observations
Table 10-1	Statistical Summary of Environmental Complaints
Table 10-2	Statistical Summary of Environmental Summons
Table 10-3	Statistical Summary of Environmental Prosecution
Table 11-1	Environmental Mitigation Measures

LIST OF APPENDICES

Appendix A	Site Layout Plan – Sok Kwu Wan Portion Area
Appendix B	Organization Structure and Contact Details of Relevant Parties
Appendix C	Three Months Rolling Construction Programme
Appendix D	Location of Monitoring Stations (Air Quality / Construction Noise / Water Quality)
Appendix E	Monitoring Equipments Calibration Certificate
Appendix F	Event and Action Plan
Appendix G	Impact Monitoring Schedule
Appendix H	Monitoring Data Sheet
Appendix I	Graphical Plots of Monitoring Results
Appendix J	Meteorological Information
Appendix K	Monthly Summary Waste Flow Table
Appendix L	Weekly Site Inspection Checklist
Appendix M	Implementation Schedule of Mitigation Measures
Appendix N	Tree Inspection Report

1 INTRODUCTION

PROJECT BACKGROUND

- 1.01 The Leader Civil Engineering Corporation Limited (Leader) has been awarded the *Contract DC/2009/13 - Construction of Sewage Treatment Works at Yung Shue Wan and Sok Kwu Wan* (the Project) by the Drainage Services Department (DSD) on 4 May 2010. The Project is part of an overall plan approved under a statutory EIA for Outlying Islands Sewerage Stage 1 Phase 2 Package J – Sok Kwu Wan Sewage Collection and Treatment (Register No. AEIAR-075/2003) and Disposal Facilities and Outlying Islands Sewerage Stage 1 Phase 1 Package C – Yung Shue Wan Sewage Treatment Works and Outfall (Register No. EIA-124/BC). The Environmental Permit (EP) No. EP-281/2007 and EP-282/2007 for the Project have been obtained by the DSD on 29 June 2007 for the relevant works. After July 2009, EP-281/2007/A instead EP-281/2007 is EP for Sok Kwu Wan relevant works.
- 1.02 The Project involves construction of sewage treatment works at Sok Kwu Wan and Yung She Wan with a capacity of 1,430m³/day and 2,850m³/day respectively to provide secondary treatment, construction of 2 pumping stations at Sok Kwu Wan and 1 pumping station at Yung Shue Wan, construction of submarine outfall from the coastline and laying of underground sewerage pipeline. The site layout plan for the captioned work under the Project is showing in **Appendix A**.
- 1.03 According to the Particular Specification (PS) and **Appendix 25** of the Project, Leader should establish an Environmental Team (ET) to implement the environmental monitoring and auditing works to fulfill the requirements as stipulated in the Environmental Monitoring and Audit (EM&A) Manual. This EM&A Manual is referred to the Appendix B of the Review Report on EIA Study – Sok Kwu Wan (Final) in January 2007 (Agreement No. CE 20/2005(DS)).
- 1.04 Action-United Environmental Services and Consulting (AUES) has been commissioned by Leader as the ET to implement the relevant EM&A programme. Organization chart of the Environmental Team for the Project is shown in **Appendix B**. For ease of reporting, the proposed EM&A programme for baseline and impact monitoring is split to following two stand-alone parts:
- (a) Proposed EM&A Programme for Baseline and Impact Monitoring – Sok Kwu Wan (under EP No. 281/2007/A varied on 23 September 2009)
 - (b) Proposed EM&A Programme for Baseline and Impact Monitoring – Yung Shue Wan (under EP No. 282/2007)
- 1.05 According to the EM&A Manual of Sok Kwu Wan and Yung Shue Wan, baseline water quality monitoring should be carried out for consecutive six months before the marine work commencement. Therefore, the baseline reports of Sok Kwu Wan and Yung Shue Wan are divided to two volumes i.e. the Volume 1 for air quality and noise monitoring; and the Volume II for water quality monitoring for separate submission.
- 1.06 There is a concurrent DSD contract “*DC/2007/18 Yung Shue Wan and Sok Kwu Wan Village Sewerage, Stage 1 Works*” undertaking at Sok Kwu Wan since April 2008.
- 1.07 Consider that the construction works of DC/2007/18 and DC/2009/13 at Sok Kwu Wan is under the same Environmental Permit and EM&A Manual, the performance criteria of air quality and construction noise at Sok Kwu Wan under the Project is recommended to adopt the Action/Limit Levels established by contract DC/2007/18. The Baseline Monitoring Report Volume 1 under the Project for air quality and noise at Sok Kwu Wan was submitted on 9 July 2010 and verified by IEC and for EPD endorsement before the relevant land works commencement on 27 July 2010.
- 1.08 This is the 49th monthly EM&A Report – Sok Kwu Wan Portion Area presenting the monitoring results and inspection findings for the Reporting Period from **26 July 2014 to 25 August 2014**.

REPORT STRUCTURE

1.09 The Monthly Environmental Monitoring and Audit (EM&A) Report – Sok Kwu Wan is structured into the following sections:-

SECTION 1	INTRODUCTION
SECTION 2	PROJECT ORGANIZATION AND CONSTRUCTION PROGRESS
SECTION 3	SUMMARY OF MONITORING REQUIREMENTS
SECTION 4	AIR QUALITY MONITORING RESULTS
SECTION 5	CONSTRUCTION NOISE MONITORING RESULTS
SECTION 6	WATER QUALITY MONITORING RESULTS
SECTION 7	WASTE MANAGEMENT
SECTION 8	SITE INSPECTIONS
SECTION 9	ENVIRONMENTAL COMPLAINTS AND NON-COMPLIANCE
SECTION 10	IMPLEMENTATION STATUES OF MITIGATION MEASURES
SECTION 11	IMPACT FORECAST
SECTION 12	CONCLUSIONS AND RECOMMENDATION

2 PROJECT ORGANIZATION AND CONSTRUCTION PROGRESS

PROJECT ORGANIZATION AND MANAGEMENT STRUCTURE

- 2.01 Organization structure and contact details of relevant parties with respect to on-site environmental management are shown in [Appendix B](#).

CONSTRUCTION PROGRESS

- 2.02 The three month rolling construction programme are enclosed in [Appendix C](#) and the major construction activities undertaken in this Reporting Period are listed below:-
- Excavation works in SKWSTW
 - Finishing works in SKWSTW
 - Pipe laying works in SKWSTW
 - Concreting works in SKWSTW
 - E&M installation in SKWSTW

SUMMARY OF ENVIRONMENTAL SUBMISSIONS

- 2.03 Summary of the relevant permits, licences, and/or notifications on environmental protection for this Project in this Reporting Period is presented in [Table 2-1](#).

Table 2-1 Status of Environmental Licenses and Permits

Item	Description	License/Permit Status
1	Air Pollution Control (Construction Dust) Regulation	Notified EPD on 19 May 2010 Ref.: 317486
2	Chemical Waste Producer Registration	Issued on 8/6/2010 WPN 5213-912-L2720-01
3	Water Pollution Control Ordinance	Approved on 29/9/2010 Valid to: 30/09/2015 Licence no.: WT00007567-2010
4	Billing Account for Disposal of Construction Waste	Issued on 26 May 2010 A/C No: 7010815

- 2.04 The “Baseline/Impact Monitoring Methodology (TCS00512/09/600/R0010Ver.4)” was set out in accordance with the Sok Kwu Wan EM&A Manual’ requirements. It was approved by the Engineer Representative (ER) and agreed with the Independent Environmental Checker (IEC) and then submitted to the EPD on 8 July 2010.
- 2.05 Baseline Monitoring Report - Volume 1 for Sok Kwu Wan (TCS00512/09/600/R0020Ver.3) was verified by the IEC on 12 July 2010 and submitted to EPD on 12 July 2010.
- 2.06 Baseline Water Quality Monitoring Report - Volume 2 for Sok Kwu Wan (TCS00512/09/600/R0182v7) was revised against EPD comments and re-submitted on 11 October 2011.

3 SUMMARY OF BASELINE MONITORING REQUIREMENTS

ENVIRONMENTAL ASPECT

- 3.01 The EM&A baseline monitoring programme cover the following environmental issues:
- Air quality;
 - Construction noise; and
 - Marine water quality
- 3.02 The ET implements the EM&A programme in accordance with the aforementioned requirements. Detailed air quality, construction noise and water quality of the EM&A programme are presented in the following sub-sections.
- 3.03 A summary monitoring parameters for the air quality, noise and marine water monitoring is presented in *Table 3-1*:

Table 3-1 Summary of EM&A Requirements

Environmental Issue	Parameters
Air Quality	<ul style="list-style-type: none"> • 1-hour TSP Monitoring by Real-Time Portable Dust Meter; and • 24-hour TSP Monitoring by High Volume Air Sampler.
Noise	<ul style="list-style-type: none"> • Leq (30min) during normal working hours; and • Leq (15min) during Restricted Hours.
Marine Water Quality	<p><i>In-situ Measurements</i></p> <ul style="list-style-type: none"> • Dissolved Oxygen Concentration (DO) (mg/L); • Dissolved Oxygen Saturation (%); • Turbidity (NTU); • pH unit; • Salinity (ppt); • Water depth (m); and • Temperature (°C). <p><i>Laboratory Analysis</i></p> <ul style="list-style-type: none"> • Suspended Solids (SS) (mg/L)

MONITORING LOCATIONS

Air Quality

- 3.04 Three air monitoring stations: AM1, AM2 and AM3 were designated in the *EM&A Manual Section 2.5*. The detailed air monitoring stations is described in *Table 3-2* and graphical is shown in *Appendix D*.

Table 3-2 Location of Air Quality Monitoring Station

Sensitive Receiver	Location
AM1	Squatter house in Chung Mei Village
AM2	Squatter house in Chung Mei Village
AM3	Football court

Construction Noise

- 3.05 According to *EM&A Manual Section 3.4*, there were four noise sensitive receivers (NM1-NM4) designated for the construction noise monitoring. NM1, NM2 and NM4 of the three designated monitoring stations were identified and are monitored by the current DSD contract DC/2007/18. However, the premises monitoring station NM3 was rejected by the owner of 1B Sok Kwu Wan and an alternative noise monitoring station RNM3 replacement was proposed by the contract DC/2007/18 ET and accepted by the IEC and EPD before the baseline monitoring commencement in April 2008. The location RNM3 is located at Sok Kwu Wan Sitting-out area which just 3m width footpath away from the original location house 1B. The detailed construction noise monitoring stations to also under the Project is described in *Table 3-3* and graphical is shown in *Appendix D*.

Table 3-3 Location of Construction Noise Monitoring Station

Sensitive Receiver	Location
NM1	1, Chung Mei Village
NM2	20, Sok Kwu Wan
RNM3	Sok Kwu Wan Sitting-out Area
NM4	2-storey village house at Ta Shui Wan

Water Quality

- 3.06 Three control stations (C1-C3) and three impact stations (W1-W3) were recommended in the *EM&A Manual Section 4.5*. Impact stations W1-W3 identified at the sensitive receivers (FCZ and secondary contact recreation subzone) to monitor the impacts from the construction of the submarine outfall as well as the effluent discharge from the proposed STW on water quality. Three control stations: C1, C2 & C3 were specified at locations representative of the project site in its undisturbed condition and located at upstream and downstream of the works area. Detailed and co-ordination of marine water quality monitoring stations is described in **Table 3-4** and the graphical is shown in **Appendix D** and would be performed for EM&A programme.

Table 3-4 Location of Marine Water Quality Monitoring Station

Station	Description	Co-ordnance	
		Easting	Northing
W1	Secondary recreation contact subzone at Mo Tat Wan	832 968	807 732
W2	Fish culture zone at Picnic Bay	832 670	807 985
W3	Fish culture zone at Picnic Bay	832 045	807 893
C1 (flood)	Control Station	833 703	808 172
C2	Control Station	831 467	807 747
C3 (ebb)	Control Station	832 220	808 862

MONITORING FREQUENCY AND PERIOD

- 3.07 The impact monitoring carried out in the EM&A programme is basically in accordance with the requirements in *EM&A Manual Sections 2.7, 3.6, 4.7 and 4.8*. The monitoring requirements are listed as follows.

Air Quality Monitoring

Parameters: 1-hour TSP and 24-hour TSP.

Frequency: Once in every six days for 24-hour TSP and three times in every six days for 1-hour TSP.

Duration: Throughout the construction period.

Noise Monitoring

Parameters: $L_{eq(30min)}$ & $L_{eq(5min)}$, L_{10} and L_{90} .

$L_{eq(15min)}$ & $L_{eq(5min)}$, L_{10} and L_{90} during the construction undertaken during Restricted hours (19:00 to 07:00 hours next of normal working day and full day of public holiday and Sunday)

Frequency: Once per week during 0700-1900 hours on normal weekdays. Restricted hour monitoring should depend on conditions stipulated in Construction Noise Permit.

Duration: Throughout the construction period.

Marine Water Quality Monitoring

Parameters: Duplicate in-situ measurements: water depth, temperature, dissolved oxygen, pH, turbidity and salinity;
HOKLAS-accredited laboratory analysis: suspended solids

- Frequency: Three days a week, at mid ebb and mid flood tides. The interval between 2 sets of monitoring will be more than 36 hours.
- Sampling Depth
- (i.) Three depths: 1m below water surface, 1m above sea bottom and at mid-depth when the water depth exceeds 6m.
 - (ii.) If the water depth is between 3m and 6m, two depths: 1m below water surface and 1m above sea bottom.
 - (iii.) If the water depth is less than 3m, 1 sample at mid-depth is taken
- Duration: During the course of marine works

Post-Construction Monitoring – Marine Water

- 3.08 Upon the marine works (dredging and HDD pipe installation) completion, 4 weeks of post-construction monitoring would be undertaken in accordance with the *Section 4.8 of EM&A Manual*. The requirements of post-construction monitoring such as the parameter, frequency, location and sampling depth is same as the impact monitoring.

MONITORING EQUIPMENT

Air Quality Monitoring

- 3.09 The 24-hour and 1-hour TSP levels shall be measured by following the standard high volume sampling method as set out in the *Title 40 of the Code of Federal Regulations, Chapter 1 (Part 50), Appendix B*. If the ET proposes to use a direct reading dust meter to measure 1-hour TSP levels, it shall submit sufficient information to the IEC to approve. The filter paper of 24-hour TSP measurement shall be determined by HOKLAS accredited laboratory.

1-hour TSP

- 3.10 The 1-hour TSP monitor, a TSI Dust Track Aerosol Monitor Model 8520 or Sibata LD-3 Laser Dust Meter is a portable, battery-operated laser photometer. The 1-hour TSP meter provides a real time 1-hour TSP measurement based on 90° light scattering. The 1-hour TSP monitor consisted of the following:
- a. A pump to draw sample aerosol through the optic chamber where TSP is measured;
 - b. A sheath air system to isolate the aerosol in the chamber to keep the optics clean for maximum reliability; and
 - c. A built-in data logger compatible with Windows based program to facilitate data collection, analysis and reporting.

24-hour TSP

- 3.11 The equipment used for 24-hour TSP measurement will be a TISCH High Volume Air Sampler, HVS Model TE-5170, which complied with EPA Code of Federal Regulation, Appendix B to Part 50. The HVS consists of the following:
- a. An anodized aluminum shelter;
 - b. A 8"x10" stainless steel filter holder;
 - c. A blower motor assembly;
 - d. A continuous flow/pressure recorder;
 - e. A motor speed-voltage control/elapsed time indicator;
 - f. A 7-day mechanical timer, and
 - g. A power supply of 220v/50 hz
- 3.12 For HVS for 24-hour TSP monitoring, the HVS is mounted in a metallic cage with a top for protection and also it is sat on the existing ground. The flow rate of the HVS between 0.63m³/min and 1.7m³/min will be properly set in accordance with the manufacturer's instruction to within the range recommended in USEPA Standard Title 40, CFR Part 50. Glass Fiber Filter 8" x 10" of TE-653 will be used for 24-hour TSP monitoring and would be supplied by laboratory. The general procedures of sampling are described as below:-
- A horizontal platform with appropriate support to secure the samples against gusty wind should be provided;

- No two samplers should be placed less than 2 meters apart;
 - The distance between the sampler and an obstacle, such as building, must be at least twice the height that the obstacle protrudes above the sample;
 - A minimum of 2 meters of separation from any supporting structure, measured horizontally is required;
 - Before placing any filter media at the HVS, the power supply will be checked to ensure the sampler work properly;
 - The filter paper will be set to align on the screen of HVS to ensure that the gasket formed an air tight seal on the outer edges of the filter. Then filter holder frame will be tightened to the filter hold with swing bolts. The holding pressure should be sufficient to avoid air leakage at the edge.
 - The mechanical timer will be set for a sampling period of 24 hours (00:00 mid-night to 00:00 mid-night next day). Information will be recorded on the field data sheet, which would be included the sampling data, starting time, the weather condition at current and the filter paper ID with the initial weight;
 - After sampling, the filter paper will be collected to transfer from the filter holder of the HVS to a sealed in the envelope and sent to a local HOKLAS accredited laboratory for quantifying.
- 3.13 All the sampled 24-hour TSP filters will be kept in normal air conditioned room conditions, i.e. 70% HR (Relative Humidity) and 25°C, for six months prior to disposal.
- 3.14 The HVS used for 24-hour TSP monitoring will be calibrated before the commencement for sampling, and after in two months interval for 1 point checking of maintenance and six months interval for five points calibrate in accordance with the manufacturer's instruction using the NIST-certified standard calibrator (Tisch Calibration Kit Model TE-5028A) to establish a relationship between the follow recorder meter reading in cfm (cubic feet per minute) and the standard flow rate, Qstd, in m³/min.
- Noise Monitoring
- 3.15 Sound level meter in compliance with the *International Electrotechnical Commission Publications 651: 1979 (Type 1) and 804: 1985 (Type 1)* specifications shall be used for carrying out the noise monitoring. The sound level meter shall be checked using an acoustic calibrator. The wind speed shall be checked with a portable wind speed meter capable of measuring the wind speed in m s⁻¹.
- 3.16 All noise measurements will be performed with the meter set to FAST response and on the A-weighted equivalent continuous sound pressure level (Leq). Leq(30 min) in six consecutive Leq(5 min) measurements will be used as the monitoring parameter for the time period between 0700-1900 hours on weekdays throughout the construction period. Leq(15 min) in three consecutive Leq(5 min) measurements for other time periods (e.g. during restricted hours) will only be conducted for monitoring the construction noise during restricted hours as necessary.
- 3.17 The sound level meter will be mounted on a tripod at a height of 1.2 m and placed at the assessment point and oriented such that the microphone is pointed to the site with the microphone facing perpendicular to the line of sight. The windshield will be fitted for all measurements. Where a measurement is to be carried out at a building, the assessment point would normally be at a position 1 m from the exterior of the building façade. Where a measurement is to be made for noise being received at a place other than a building, the assessment point would be at a position 1.2 m above the ground in a free-field situation, i.e. at least 3.5 m away from reflective surfaces such as adjacent buildings or walls.
- 3.18 Immediately prior to and following each noise measurement the accuracy of the sound level meter will be checked using an acoustic calibrator generating a known sound pressure level at a known frequency. Measurements will be accepted as valid only if the calibration level from before and after the noise measurement agrees to within 1.0dB.
- 3.19 Noise measurements will not be made in fog, rain, wind with a steady speed exceeding 5m/s or

wind with gusts exceeding 10m/s. The wind speed will be checked with a portable wind speed meter capable of measuring the wind speed in m/s. An acoustic calibrator and sound level meter will be calibrated yearly. A valid of Calibration certificates will be shown in the Environmental Monitoring Report accordingly.

Water Quality Monitoring

- 3.20 Marine water quality monitoring will be conducted at the designated locations in accordance with EM&A Manual. The operating and analytical of sampling procedures are described as below:
- A Global Positioning System (GPS) will be used to ensure that the correct location was selected prior to sample collection. A portable, battery-operated echo sounder will be used for the determination of water depth at each designated monitoring station.
 - The marine water sampler will be lowered into the water body at a predetermined depth. The trigger system of the sampler is activated with a messenger and opening ends of the sampler are closed accordingly then the sample of water is collected.
 - During the sampling, the sampling container will be rinsed to use a portion of the marine water sample before the water sample is transferred to the container. Upon sampling completion, the container is sealed with a screw cap.
 - Before the sampling process, general information such as the date and time of sampling, weather condition and tidal condition as well as the personnel responsible for the monitoring will be recorded on the monitoring field data sheet.
 - In-situ measurement including water temperature, turbidity, dissolved oxygen, salinity, pH and water depth undertake at the identified monitoring point. At each station, marine water samples are collected at three depths: 1m below water surface, 1m above sea bottom and at mid-depth when the water depth exceeds 6m. Samples at 1m below water surface and 1m above sea bottom are collected when the water depth is between 3m and 6m. Only 1 sample at mid-depth is taken when the water depth is below 3m.
 - For the in-situ measurement, two consecutive measurements of sampling depth, temperature, dissolved oxygen, salinity, turbidity and pH concentration will be measured at the sea. The YSI Model 6820 Multi-parameter Water Quality Sonde is retrieved out of the water after the first measurement and then re-deployed for the second measurement. Where the difference in the value between the first and second readings of each set is more than 25% of the value of the first reading, the reading is discarded and further readings is taken.
 - Water sample collection would be used the water sampler. During the water sample collected from the sea, it is fill in high-density polythene bottles. Before the water sample storage, the sampling bottles will be pre-rinsed with the same water sample. The sample bottles then is packed in cool-boxes (cooled at 4°C without being frozen), and delivered to HOKLAS accredited laboratory for the chemical analysis as followed APHA *Standard Methods for the Examination of Water and Wastewater* 19ed 2540D, unless otherwise specified.
 - The laboratory has be comprehensive quality assurance and quality control programmes. For QA/QC procedures, one duplicate samples of every batch of 20 samples is analyzed as followed the HOKLAS accredited requirement.
- 3.21 For the marine water sampling period, the Multi-parameter Water Quality Monitoring System will be calibrated by three month interval accordingly. The available calibration certificate will be issued to ensure the performance of Multi-parameter Water Quality Monitoring System to use for in-situ measurement.
- 3.22 All water samples will be analyzed with various chemical tests as specified in the EM&A Manual by a local HOKLAS-accredited testing laboratory (ALS Technichem (HK) Pty Ltd HOKLAS registration no. 66). Duplicate samples from each independent sampling event are required for all parameters and the samples will be mixed and analyzed in one set of laboratory analysis. The mixed process would be carried by the laboratory. The determination works should start within 24 hours after collection of the water samples or within the holding time as advised by the laboratory. The laboratory analysis result will be input in our computer database upon received from the laboratory.

EQUIPMENT CALIBRATION

- 3.23 Calibration of the HVS is performed upon installation in accordance with the manufacturer's instruction using the NIST-certified standard calibrator (Tisch Calibration Kit Model TE-5025A). The calibration data are properly documented and the records are maintained by ET for future reference.
- 3.24 The 1-hour TSP meter was calibrated by the supplier prior to purchase. Zero response of the equipment was checked before and after each monitoring event. In-house calibration with the High Volume Sampler (HVS) in same condition was undertaken in yearly basis.
- 3.25 The sound level meter and calibrator are calibrated and certified by a laboratory accredited under HOKLAS or any other international accreditation scheme at yearly basis.
- 3.26 The Multi-parameter Water Quality Monitoring System will be calibrated by HOKLAS accredited laboratory of three month intervals. The available calibration certificate will be issued to ensure the performance of Multi-parameter Water Quality Monitoring System to use for in-situ measurement.
- 3.27 All updated calibration certificates of the monitoring equipment used for the impact monitoring programme in the Reporting Period would be attached in [Appendix E](#).

METEOROLOGICAL INFORMATION

- 3.28 The meteorological information during the construction phase is obtained from the Wong Chuk Hang Station of the Hong Kong Observatory (HKO) due to it nearly the Project site.

DATA MANAGEMENT AND DATA QA/QC CONTROL

- 3.29 The impact monitoring data are handled by the ET's systematic data recording and management, which complies with in-house Quality Management System. Standard Field Data Sheets (FDS) are used in the impact monitoring programme.
- 3.30 The monitoring data recorded in the equipment e.g. 1-hour TSP meter, sound level meter and Multi-parameter Water Quality Monitoring System, are downloaded directly from the equipments at the end of each monitoring day. The downloaded monitoring data are input into a computerized database properly maintained by the ET. The laboratory results are input directly into the computerized database and QA/QC checked by personnel other than those who input the data. For monitoring activities require laboratory analysis, the local laboratory follows the QA/QC requirements as set out under the HOKLAS scheme for all laboratory testing.

REPORTING

- 3.31 It was agreed among the ER, IEC, Contractor and ET that, in order to streamline the EM&A report submission and to cater for the occasional delay in obtaining laboratory analysis results, the cutoff day for each month is the 25th i.e. the first day of each report is the 26th of the last month and the end day, the 25th of that month.

DETERMINATION OF ACTION/LIMIT (A/L) LEVELS

- 3.32 According to the Sok Kwu Wan Environmental Monitoring and Audit Manual, the air quality, construction noise and marine water quality were set up, namely Action and Limit levels are listed in [Tables 3-5, 3-6 and 3-7](#) as below.

Table 3-5 Action and Limit Levels for Air Quality

Monitoring Station	Action Level ($\mu\text{g}/\text{m}^3$)		Limit Level ($\mu\text{g}/\text{m}^3$)	
	1-hour	24-hour	1-hour	24-hour
AM1	343	173	500	260
AM2	331	175	500	260
AM3	353	191	500	260

Table 3-6 Action and Limit Levels for Construction Noise

Monitoring Location	Action Level	Limit Level
	0700-1900 hours on normal weekdays	
NM1 NM2 RNM3 NM4	When one or more documented complaints are received	75 dB(A) of $L_{eq(30min)}$ during normal hours from 0700 to 1900 hours on normal weekdays, reduced to 70 dB(A) of $L_{eq(30min)}$ for schools and 65 dB(A) during school examination periods

Table 3-7 Action and Limit Levels for Marine Water Quality

Parameter	Performance Criteria	Impact Station		
		W1	W2	W3
DO Concentration (Surface and Middle) (mg/L)	Action Level	5.39	4.64	4.71
	Limit Level	5.29	4.56	4.54
DO Concentration (Bottom) (mg/L)	Action Level	N/A	3.60	3.37
	Limit Level	N/A	3.06	3.18
Turbidity (Depth-Average) (NTU)	Action Level	4.39	4.84	6.48
	Limit Level	6.06	5.99	6.71
Suspended Solids (Depth-Average) (mg/L)	Action Level	12.41	9.24	10.79
	Limit Level	12.68	11.28	12.25

- 3.33 Should non-compliance of the environmental quality criteria occurs, remedial actions will be triggered according to the Event and Action Plan enclosed in [Appendix F](#).

4 IMPACT MONITORING RESULTS - AIR QUALITY

4.01 The impact EM&A programme was carried out as compliance with the contract Particular Specification, Sok Kwu Wan EM&A Manual and the EP. The impact monitoring schedule for the Reporting Period and next Reporting Period is presented in [Appendix G](#)

Results of Air Quality Monitoring

4.02 In this Reporting Period, **45** and **17** monitoring events were performed for 1-hour TSP and 24-hour TSP monitoring respectively at the designated locations AM1, AM2 and AM3. The monitoring results for 24-hour and 1-hour TSP are summarized in [Tables 4-1, 4-2](#) and [4-3](#). The detail 24-hour TSP data are shown in [Appendix H](#) and the graphical plots of are shown in [Appendix I](#).

Table 4-1 Summary of 24-hour and 1-hour TSP Monitoring Results – AM1

Date	24-hour TSP ($\mu\text{g}/\text{m}^3$)	1-hour TSP ($\mu\text{g}/\text{m}^3$)				
		Date	Start Time	1 st hour measured	2 nd hour measured	3 rd hour measured
31-Jul-14	22	26-Jul-14	11:18	34	41	26
6-Aug-14	21	1-Aug-14	13:16	98	64	47
12-Aug-14	4	7-Aug-14	13:34	31	40	35
18-Aug-14	21	13-Aug-14	13:09	17	19	19
23-Aug-14	16	19-Aug-14	12:16	48	48	50
--	--	25-Aug-14	9:29	18	18	19
Average (Range)	17 (4-22)	Average (Range)		37 (17 – 98)		

Table 4-2 Summary of 24-hour and 1-hour TSP Monitoring Results – AM2

Date	24-hour TSP ($\mu\text{g}/\text{m}^3$)	1-hour TSP ($\mu\text{g}/\text{m}^3$)				
		Date	Start Time	1 st hour measured	2 nd hour measured	3 rd hour measured
31-Jul-14	24	26-Jul-14	11:16	36	42	27
6-Aug-14	25	1-Aug-14	13:14	69	57	50
12-Aug-14	22	7-Aug-14	13:33	28	46	25
18-Aug-14	38	13-Aug-14	13:10	21	14	17
23-Aug-14	22	19-Aug-14	12:13	20	19	14
--	--	25-Aug-14	9:32	16	16	16
Average (Range)	26 (22-38)	Average (Range)		30 (14 – 69)		

Table 4-3 Summary of 24-hour and 1-hour TSP Monitoring Results – AM3

Date	24-hour TSP ($\mu\text{g}/\text{m}^3$)	1-hour TSP ($\mu\text{g}/\text{m}^3$)				
		Date	Start Time	1 st hour measured	2 nd hour measured	3 rd hour measured
31-Jul-14	25	26-Jul-14	11:07	43	51	52
6-Aug-14	27	1-Aug-14	13:05	50	55	51
12-Aug-14	16	7-Aug-14	13:11	19	17	19
18-Aug-14	NA*	13-Aug-14	13:19	29	35	38
23-Aug-14	11	19-Aug-14	11:23	33	24	28
--	--	25-Aug-14	9:18	20	16	18
Average (Range)	20 (11-27)	Average (Range)		33 (16 – 55)		

*No data collected due to power failure.

4.03 As shown in [Tables 4-1, 4-2](#) and [4-3](#), 1-hour and 24-hour TSP results fluctuated well below the Action / Limit Level during the Reporting Period.

4.04 The meteorological information during the impact monitoring days are summarized in [Appendix J](#).

5 IMPACT MONITORING RESULTS – CONSTRUCTION NOISE

5.01 The noise monitoring results are presented in the following sub-sections.

Results of Construction Noise Monitoring

5.02 In this Reporting Period, a total of **20** construction noise monitoring events were undertaken at designated locations. The results for $L_{eq30min}$ at NM1, NM2, RNM3 and NM4 are summarized in *Tables 5-1, 5-2, 5-3 and 5-4* and graphical plots are shown in *Appendix I*.

Table 5-1 Summarized of Construction Noise Monitoring Results at NM1

Date	Start Time	End time	1 st Leq5	2 nd Leq5	3 rd Leq5	4 th Leq5	5 th Leq5	6 th Leq5	Leq30
1-Aug-14	13:48	14:18	54.6	53.8	59.4	56.5	54.3	55.1	56.1
7-Aug-14	13:37	14:07	50.7	46.9	53.1	66.3	53.9	53.2	59.3
13-Aug-14	13:08	13:38	59.3	63.9	66.6	63.0	64.1	60.7	63.6
19-Aug-14	13:56	14:26	45.0	64.1	49.0	59.7	63.2	61.3	60.7
25-Aug-14	9:34	10:04	47.8	42.6	44.3	54.1	48.4	48.5	49.2
Limit Level in dB(A)									75

Table 5-2 Summarized of Construction Noise Monitoring Results at NM2

Date	Start Time	End time	1 st Leq5	2 nd Leq5	3 rd Leq5	4 th Leq5	5 th Leq5	6 th Leq5	Leq30
1-Aug-14	14:24	14:54	54.6	54.4	52.7	52.9	54.3	53.7	53.8
7-Aug-14	14:12	14:42	62.6	62.2	63.9	60.3	58.7	62.8	62.1
13-Aug-14	13:42	14:12	69.8	65.9	63.9	63.2	66.2	66.4	66.5
19-Aug-14	15:01	15:31	66.3	62.8	64.5	61.6	63.9	61.3	63.8
25-Aug-14	10:15	10:45	64.1	58.5	58.7	60.6	64.8	67.8	63.7
Limit Level in dB(A)									75

Table 5-3 Summarized of Construction Noise Monitoring Results at RNM3

Date	Start Time	End time	1 st Leq5	2 nd Leq5	3 rd Leq5	4 th Leq5	5 th Leq5	6 th Leq5	Leq30	Corrected* Leq30
1-Aug-14	14:57	15:27	56.4	54.4	53.3	52.7	54.0	59.3	55.7	58.7
7-Aug-14	14:46	15:16	60.8	60.8	60.8	61.1	60.9	60.6	60.8	63.8
13-Aug-14	14:14	14:44	63.1	60.1	60.1	61.0	61.0	60.9	61.2	64.2
19-Aug-14	13:19	13:49	61.8	61.6	62.4	63.7	62.1	63.3	62.6	65.6
25-Aug-14	10:20	10:50	55.8	55.2	59.9	55.0	59.3	58.6	57.8	60.8
Limit Level in dB(A)									75	

* A façade correction of +3dB(A) has been added according to acoustical principles and EPD guidelines.

Table 5-4 Summarized of Construction Noise Monitoring Results at NM4

Date	Start Time	End time	1 st Leq5	2 nd Leq5	3 rd Leq5	4 th Leq5	5 th Leq5	6 th Leq5	Leq30
1-Aug-14	13:09	13:39	52.4	47.1	48.4	54.6	51.0	46.4	51.0
7-Aug-14	15:20	15:50	47.5	54.4	43.3	49.7	52.2	54.9	51.9
13-Aug-14	14:47	15:17	61.4	59.7	60.6	64.7	64.9	62.2	62.7
19-Aug-14	11:28	11:58	53.1	50.1	52.0	50.2	49.4	50.8	51.1
25-Aug-14	10:55	11:25	53.0	53.6	50.9	45.4	45.0	44.6	50.3
Limit Level in dB(A)									75

5.03 It was noted that no noise complaint (which is an Action Level exceedance) was received. In view of the results shown in *Tables 5-1, 5-2, 5-3 and 5-4* which were all below 75dB(A), no Action or Limit Level exceedance was triggered during this month.

6 IMPACT MONITORING RESULTS – WATER QULAITY

- 6.01 According to the EM&A Manual of Sok Kwu Wan, water quality monitoring should be carried out during the course of marine work. As informed by the Contractor in May 2014, the marine works in Sok Kwu Wan has been completed in April 2014. Marine water quality monitoring was therefore terminated from May 2014 after consent was obtained with IEC. In this regards, an associated letter ref. TCS00512/10/300/L0783 dated 19 May 2014 has been issued to EPD for approval and no comment was received.

7 ECOLOGY

- 7.01 According to Clause 3.7 and Figure 4 in the Environmental Permit No. EP-281/2007/A, a total of 12 numbers *Celtis Timorensis* (uncommon species) in Chung Mei at Sok Kwu Wan, are identified to require labeling, fencing and protection. Out of these, four numbers located in the Pumping Station No.1 area are required to be transplanted in advance of pumping station construction and the transplantation proposal has been submitted to EPD previously.
- 7.02 Regular inspection of the transplanted tree was carried out by the landscaping sub-Contractor (Melofield Nursery and Landscape Contractor Limited) on **31 July** and **15 August 2014**. As a contingency measure in case that CT7 to CT10 can no longer be recovered, additional 7 no. of *Celtis Timorensis* (No. CT_1A to CT7A) were planted adjacent to the under-monitoring *Celtis Timorensis* CT7 to CT10 on 30 April 2011.
- 7.03 In April 2012, CT_1A and CT_7A were damaged by the fell broken tree trunk due to tree decayed by white ants. Therefore, only 5 no. of additional *Celtis Timorensis*, namely CT_2A, CT_3A, CT4A, CT_5A and CT_6A were inspected since May 2012. Furthermore, during tree inspection on 30 July, CT4A was disappeared after typhoon No.10 on 24 July 2012 and it was certified as dead. Eventually, 4 no. of additional *Celtis Timorensis*, namely CT_2A, CT_3A, CT_5A and CT_6A were inspected in the remaining period.
- 7.04 During the tree inspection on 15 August 2013, CT2A and CT3A were lost due to typhoon on 14 August 2013. Compensatory of additional *Celtis Timorensis* is recommended to carry out by the Landscape Contractor.
- 7.05 The tree inspection report for this Reporting Period is presented in [Appendix N](#).

8 WASTE MANAGEMENT

8.01 Waste management was carried out by an on-site Environmental Officer or an Environmental Supervisor from time to time.

Records of Waste Quantities

8.02 All types of waste arising from the construction work are classified into the following:

- Construction & Demolition (C&D) Material;
- Chemical Waste;
- General Refuse; and
- Excavated Soil

8.03 The quantities of waste for disposal in this Reporting Period are summarized in [Table 8-1](#) and [8-2](#) and the Monthly Summary Waste Flow Table is shown in [Appendix K](#). Whenever possible, materials were reused on-site as far as practicable.

Table 8-1 Summary of Quantities of Inert C&D Materials

Type of Waste	Quantity	Disposal Location
C&D Materials (Inert) ('000m ³)	0	-
Reused in the Contract (Inert) ('000m ³)	0	-
Reused in other Projects (Inert) ('000m ³)	0	-
Disposal as Public Fill (Inert) ('000m ³)	0	-

Table 8-2 Summary of Quantities of C&D Wastes

Type of Waste	Quantity	Disposal Location
Metal (kg)	0	-
Paper / Cardboard Packing (kg)	0	-
Plastic (kg)	0	-
Chemical Wastes (kg)	0	-
General Refuses (tonne)	3.540	Outlying Islands Transfer Facilities (Sok Kwu Wan)

8.04 There was no site effluent discharged but the estimated volume of surface runoff was less than 50m³ in this monthly period.

9 SITE INSPECTION

- 9.01 According to the Environmental Monitoring and Audit Manual, the environmental site inspection should be formulated by ET Leader. Regular environmental site inspections had been carried out by the ET to confirm the environmental performance. In this Reporting Period, weekly joint site inspection by RE, the Contractor and ET was carried out on **29 July, 5, 12 and 19 August 2014**.
- 9.02 The findings/ deficiencies that observed during the weekly site inspection are listed in *Table 9-1* and the relevant checklists are attached in *Appendix L*.

Table 9-1 Site Observations

Date	Findings / Deficiencies	Follow-Up Status
29 July 2014	<ul style="list-style-type: none">No environmental issue was observed during the site inspection	NA
5 August 2014	<ul style="list-style-type: none">No environmental issue was observed during the site inspection	NA
12 August 2014	<ul style="list-style-type: none">The Contractor should prevent the release of loose soil into the sea.	The stockpile of loose soil has been removed.
19 August 2014	<ul style="list-style-type: none">No environmental issue was observed during the site inspection	NA

10 ENVIRONMENTAL COMPLAINT AND NON-COMPLIANCE

10.01 No environmental complaint, summons and prosecution was received in this Reporting Period. The statistical summary table of environmental complaint is presented in [Tables 10-1, 10-2](#) and [10-3](#).

Table 10-1 Statistical Summary of Environmental Complaints

Reporting Period	Environmental Complaint Statistics		
	Frequency	Cumulative	Complaint Nature
27 July 2010 – 31 December 2011	1 (Nov 2011)	1 (Nov 2011)	water quality
January - December 2012	0	1 (Nov 2011)	NA
January - December 2013	0	1 (Nov 2011)	NA
January – July 2014	0	1 (Nov 2011)	NA
August 2014	0	1 (Nov 2011)	NA

Table 10-2 Statistical Summary of Environmental Summons

Reporting Period	Environmental Summons Statistics		
	Frequency	Cumulative	Complaint Nature
27 July 2010 – 31 December 2011	0	0	NA
January - December 2012	0	0	NA
January - December 2013	0	0	NA
January – July 2014	0	0	NA
August 2014	0	0	NA

Table 10-3 Statistical Summary of Environmental Prosecution

Reporting Period	Environmental Prosecution Statistics		
	Frequency	Cumulative	Complaint Nature
27 July 2010 – 31 December 2011	0	0	NA
January - December 2012	0	0	NA
January - December 2013	0	0	NA
January – July 2014	0	0	NA
August 2014	0	0	NA

11 IMPLEMENTATION STATUS OF MITIGATION MEASURES

11.01 The environmental mitigation measures that recommended in the Sok Kwu Wan Environmental Monitoring and Audit covered the issues of dust, noise, water and waste and they are summarized as following:

Dust Mitigation Measure

11.02 Installation of 2m high solid fences around the construction site of Pumping Station P2 is recommended. Implementation of the requirements stipulated in the Air Pollution Control (Construction Dust) Regulation and the following good site practices are recommended to control dust emission from the site:

- (a) Stockpiles of imported material kept on site should be contained within hoardings, dampened and / or covered during dry and windy weather;
- (b) Material stockpiled alongside trenches should be covered with tarpaulins whenever works are close to village houses;
- (c) Water sprays should be used during the delivery and handling of cement, sands, aggregates and the like.
- (d) Any vehicle used for moving sands, aggregates and construction waste shall have properly fitting side and tail boards. Materials should not be loaded to a level higher than the side and tail boards, and should be covered by a clean tarpaulin.

Noise Mitigation Measure

11.03 As detailed in the EIA report, concreting work of the Pumping Station P1a and sewer alignment construction activities would likely cause adverse noise impacts on some of the noise sensitive receivers. Appropriate mitigation measures have therefore been recommended. The mitigation measures recommended in the EIA report are summarised below:

- (a) Use of quiet equipment for the construction activities of the Pumping Stations and sewer alignment;
- (b) Use of temporary noise barrier around the site boundary of Pumping Station P1a;
- (c) Use of kick ripper (saw and lift) method to replace the breaker for pavement removal during sewer alignment construction;
- (d) Restriction on the number of plant during sewer alignment construction;
- (e) Use of noise screening structures in the form of acoustic shed or movable barrier wherever practicable and feasible in areas with sufficient clearance and headroom during the construction of sewer alignment;
- (f) Adoption of manual working method wherever practicable and feasible in areas where the worksites of the proposed sewer alignment are located less than 20m from the residential noise sensitive receivers and less than 30m from the temple and the public library; and
- (g) Implementation of the following good site practices:
 - Only well-maintained plant should be operated on-site and plant should be serviced regularly during the construction programme.
 - Mobile plant, if any, should be sited as far away from NSRs as possible.
 - Machines and plant (such as trucks) that may be in intermittent use should be shut down between work periods or should be throttled down to a minimum.
 - Plant known to emit noise strongly in one direction should, wherever possible, be orientated so that the noise is directed away from the nearby NSRs.
 - Material stockpiles and other structures should be effectively utilised, wherever practicable, in screening noise from on-site construction activities.

Water Quality Mitigation Measure

11.04 No-dig method using Horizontal Directional Drilling (HDD) would be used for the installation of outfall pipe of about 480 m from shore to minimize the potential water quality impacts arising from the dredging works required for the submarine outfall construction. For the remaining outfall pipe of about 240m and the diffuser section, open trench dredging would still be required.

- 11.05 During the dredging works, the Contractor should be responsible for the design and implementation of the following mitigation measures.
- Dredging should be undertaken using closed grab dredgers with a total production rate of 55m³/hr;
 - Deployment of 2-layer silt curtains with first layer enclosing the grab and the second layer at around 50, from the dredging area while dredging works are in progress;
 - all vessels should be sized such that adequate clearance (i.e. minimum clearance of 0.6m) is maintained between vessels and the sea bed at all states of the tide to ensure that undue turbidity is not generated by turbulence from vessel movement or propeller wash;
 - all pipe leakages should be repaired promptly and plant shall not be operated with leaking pipes;
 - excess material should be cleaned from the decks and exposed fittings of barges before the vessel is moved;
 - adequate freeboard (i.e. minimum of 200m) should be maintained on barges to ensure that decks are not washed by wave action;
 - all barges should be fitted with tight fitting seals to their bottom openings to prevent leakage of material; and
 - loading of barges and hoppers should be controlled to prevent splashing of dredged material to the surrounding water, and barges and hoppers should not be filled to a level which would cause the overflow of materials or sediment laden water during loading or transportation; and
 - the decks of all vessels should be kept tidy and free of oil or other substances that might be accidentally or otherwise washed overboard.

Construction Run-off and Drainage

- 11.06 The Contractor should observe and comply with the Water Pollution Control Ordinance and the subsidiary regulations. The Contractor should follow the practices, and be responsible for the design, construction, operation and maintenance of all the mitigation measures as specified in ProPECC PN 1/94 “Construction Site Drainage”. The design of the mitigation measures should be submitted by the Contractor to the Engineer for approval. These mitigation measures should include the following practices to minimise site surface runoff and the chance of erosion, and also to retain and reduce any suspended solids prior to discharge:
- Provision of perimeter channels to intercept storm-runoff from outside the site. These should be constructed in advance of site formation works and earthworks.
 - Works programmes should be designed to minimize works areas at any one time, thus minimising exposed soil areas and reducing the potential for increased siltation and runoff.
 - Sand/silt removal facilities such as sand traps, silt traps and sediment basins should be provided to remove the sand/silt particles from run-off. These facilities should be properly and regularly maintained. These facilities shall be carefully planned to ensure that they would be installed at appropriate locations to capture all surface water generated on site.
 - Careful programming of the works to minimise soil excavation works during rainy seasons.
 - Exposed soil surface should be protected by paving or hydroseeding as soon as possible to reduce the potential of soil erosion.
 - Trench excavation should be avoided in the wet season, and if necessary, these should be excavated and backfilled in short sections.
 - Open stockpiles of construction materials on site should be covered with tarpaulin or similar fabric.

General Construction Activities

- 11.07 Debris and rubbish generated on-site should be collected, handled and disposed of properly to avoid entering the nearby coastal waters and stormwater drains. All fuel tanks and storage areas should be provided with locks and be sited on sealed areas, within bunds of a capacity equal to 110% of the storage capacity of the largest tank. Open drainage channels and culverts near the works areas should be covered to block the entrance of large debris and refuse.

Wastewater Arising from Workforce

- 11.08 Portable toilets shall be provided by the Contractors, where necessary, to handle sewage from the workforce. The Contractor shall also be responsible for waste disposal and maintenance practices

Sediment Contamination Mitigation Measure

- 11.09 The basic requirements and procedures for dredged mud disposal are specified under the WBTC No. 34/2002. The management of the dredging, use and disposal of marine mud is monitored by the MFC, while the licensing of marine dumping is the responsibility of the Director of Environmental Protection (DEP).
- 11.10 The uncontaminated dredged sediment will be loaded onto barges and transported to the designated marine disposal site. Appropriate dredging methods have been incorporated into the recommended water quality mitigation measures including the use of closed-grab dredgers and silt curtains. Category L sediment would be suitable for disposal at a gazetted open sea disposal ground.
- 11.11 During transportation and disposal of the dredged marine sediments, the following measures should be taken to minimize potential impacts on water quality:
- Bottom opening of barges should be fitted with tight fitting seals to prevent leakage of material. Excess material should be cleaned from the decks and exposed fittings of barges and hopper dredgers before the vessel is moved.
 - Monitoring of the barge loading should be conducted to ensure that loss of material does not take place during transportation. Transport barges or vessels should be equipped with automatic self-monitoring devices as specified by the DEP.

Construction Waste Mitigation Measure

Good Site Practices and Waste Reduction Measures

- 11.12 It is not anticipated that adverse waste management related impacts would arise, provided that good site practices are strictly followed. Recommendations for good site practices for the construction waste arising include:
- Nomination of an approved person, such as a site manager, to be responsible for the implementation of good site practices, arranging for collection and effective disposal to an appropriate facility, of all wastes generated at the site.
 - Training of site personnel in proper waste management and chemical handling procedures.
 - Appropriate measures to minimize windblown litter and dust during transportation of waste by either covering trucks or by transporting wastes in enclosed containers.
 - Provision of sufficient waste disposal points and regular collection for disposal.
 - Separation of chemical wastes for special handling and appropriate treatment at the Chemical Waste Treatment Facility.
 - Regular cleaning and maintenance programme for drainage systems, sumps and oil interceptors.
 - Maintain records of the quantities of wastes generated, recycled and disposed.
- 11.13 In order to monitor the disposal of C&D waste at landfills and to control fly tipping, a trip-ticket system should be included as one of the contractual requirements and implemented by an Environmental Team undertaking the Environmental Monitoring and Audit work. An Independent Environmental Checker should be responsible for auditing the results of the system.
- 11.14 Good management and control can prevent the generation of significant amount of waste. Waste reduction is best achieved at the planning and design stage, as well as by ensuring the implementation of good site practices. Recommendations to achieve waste reduction include:
- segregation and storage of different types of waste in different containers, skips or stockpiles to enhance reuse or recycling of materials and their proper disposal;

- to encourage collection of aluminium cans by individual collectors, separate labelled bins should be provided to segregate this waste from other general refuse generated by the work force;
- any unused chemicals or those with remaining functional capacity should be recycled;
- use of reusable non-timber formwork to reduce the amount of C&D material;
- prior to disposal of C&D waste, it is recommended that wood, steel and other metals should be separated for re-use and / or recycling to minimise the quantity of waste to be disposed of to landfill;
- proper storage and site practices to minimise the potential for damage or contamination of construction materials; and
- plan and stock construction materials carefully to minimise amount of waste generated and avoid unnecessary generation of waste.

General Site Wastes

- 11.15 A collection area should be provided where waste can be stored prior to removal from site. An enclosed and covered area is preferred for the collection of the waste to reduce 'wind blow' of light material.

Chemical Wastes

- 11.16 After use, chemical waste (eg. cleaning fluids, solvents, lubrication oil and fuel) should be handled according to the Code of Practice on the Packaging, Labelling and Storage of Chemical Wastes. Any unused chemicals or those with remaining functional capacity should be recycled. Spent chemicals should be properly stored on site within suitably designed containers, and should be collected by an approved operator for disposal at the Chemical Waste Treatment Facility or other licenced facility in accordance with the Waste Disposal (Chemical Waste) (General) Regulation under the Waste Disposal Ordinance.
- 11.17 Any service shop and minor maintenance facilities should be located on hard standings within a bunded area, and sumps and oil interceptors should be provided. Maintenance of vehicles and equipment involving activities with potential for leakages and spillage should only be undertaken with the areas appropriately equipped to control these discharges.

Construction and Demolition Material

- 11.18 The C&D material should be separated on-site into three categories: (i) public fill, the inert portion of the C&D material (e.g. concrete and rubble), which should be re-used on-site or disposed of at a public filling area; (ii) C&D waste for re-use and/or recycling, the non-inert portion of the C&D material, (e.g. steel and other metals, wood, glass and plastic); (iii) C&D waste which cannot be re-used and/or recycled. The waste producers are responsible for its disposal at strategic landfills.
- 11.19 In order to minimise the impact resulting from collection and transportation of material for off-site disposal, it was recommended that inert material should be re-used on-site where possible. Prior to disposal of C&D material, it was also recommended that steel and other metals should be separated for re-use and/or recycling where practicable to minimise the quantity of waste to be disposed of to landfill.

Ecology Mitigation Measure

Terrestrial Ecology

- 11.20 The uncommon tree species should be labelled and probably fenced to avoid direct or indirect disturbance during construction. Works areas should avoid woodland habitats, in particular where these trees are located.
- 11.21 Construction and maintenance of site runoff control measures would be required at all work sites during construction. These should include barriers to direct runoff to sand/silt removal facilities (sand/silt/traps and/or sediment basins); minimisation of earthworks during rainy season (May to September); and coverage of sand/fill piles and exposed earth during storms.

- 11.22 Special attention should be paid during the breeding season of Romer’s Tree Frog (March to September) to ensure their habitat landward to Pumping Station P2 site is well protected from site runoff. Barriers should be deployed completely along the landward side of the pumping station site boundary to prevent any site runoff from entering the tree frog habitat. Intactness of the barriers should be frequently inspected.

Intertidal and Subtidal Ecology

- 11.23 Construction and maintenance of site runoff control measures would be required at all work sites during construction. These should include barriers to direct runoff to sand/silt removal facilities (sand/silt/traps and/or sediment basins); use of silt curtains along coastline; minimisation of earthworks during rainy season (May to September); and coverage of sand/fill piles and exposed earth during storms.
- 11.24 To reduce impacts of sediment resuspension upon nearby habitats and organisms during dredging, all dredging should be done using a closed-grab dredger, and silt curtains should be deployed around the dredger during all dredging activity

Fisheries Mitigation Measure

- 11.25 Closed grab dredger, deployment of silt curtains around the immediate dredging area and low dredging rate have been recommended in Water Quality of the EIA report in order to minimise sediment release into the water column.

Landscape & Visual Mitigation Measure

- 11.26 Mitigation measures recommended in the EIA Report for landscape and visual impacts during the construction stage are summarised below.
- Screening of site construction works by use of hoarding that is appropriate to its site context;
 - Retaining existing trees and minimising damage to vegetation where possible by close co-ordination and on site alignment adjusted of rising main and gravity sewer pipelines. Tree protective measures should be implemented to ensure trees identified as to be retained are satisfactorily protected during the construction phase;
 - Careful and efficient transplanting of affected trees (1 no.) to temporary or final transplant location (the proposed tree to be transported is a semi-mature *Macaranga tanarius* and is located at the proposed Pumping Station P2 location);
 - Short excavation and immediate backfilling of sections upon completion of works to reduce active site area;
 - Conservation of top-soil for reuse.
 - Night-time light source from marine fleets should be directed away from the residential units
- 11.27 The implementation schedule of mitigation measures is presented in [Appendix M](#).
- 11.28 Leader had been implementing the required environmental mitigation measures according to the Sok Kwu Wan Environmental Monitoring and Audit Manual subject to the site condition. Environmental mitigation measures generally implemented by Leader in this Reporting Period are summarized in [Table 11-1](#).

Table 11-1 Environmental Mitigation Measures

Issues	Environmental Mitigation Measures
Water Quality	<ul style="list-style-type: none"> • Drainage channels were provided to convey run-off into the treatment facilities; and • Drainage systems were regularly and adequately maintained.
Air Quality	<ul style="list-style-type: none"> • Cover all excavated or stockpile of dusty material by impervious sheeting or sprayed with water to maintain the entire surface wet; • Public roads around the site entrance/exit had been kept clean and free from dust; and • Tarpaulin covering of any dusty materials on a vehicle leaving the site.

Issues	Environmental Mitigation Measures
Noise	<ul style="list-style-type: none">• Good site practices to limit noise emissions at the sources;• Use of quiet plant and working methods;• Use of site hoarding or other mass materials as noise barrier to screen noise at ground level of NSRs; and• To minimize plant number use at the worksite.
Waste and Chemical Management	<ul style="list-style-type: none">• Excavated material should be reused on site as far as possible to minimize off-site disposal. Scrap metals or abandoned equipment should be recycled if possible;• Waste arising should be kept to a minimum and be handled, transported and disposed of in a suitable manner;• The Contractor should adopt a trip ticket system for the disposal of C&D materials to any designed public filling facility and/or landfill; and• Chemical waste shall be handled in accordance with the Code of Practice on the Packaging, Handling and Storage of Chemical Wastes.
General	<ul style="list-style-type: none">• The site was generally kept tidy and clean.

12 IMPACT FORECAST

12.01 Key issues to be considered in the coming month include:

Water Quality

- Erect of sand bag in proper area to avoid any muddy surface runoff from the loose soil surface or haul road during the rainy days; and
- The accumulated stagnant water should be drained away.

Air Quality

- Vehicles shall be cleaned of mud and debris before leaving the site;
- Stockpile and loose soil surface shall be covered with tarpaulin sheet or other means to eliminate the fugitive dust;
- Water spaying on the dry haul road and exit/entrance of the site in regular basis is reminded; and
- Public roads around the site entrance/exit had been kept clean and free from dust.

Noise

- Works and equipment should be located to minimize noise nuisance from the nearest sensitive receiver; and
- Idle equipments should be either turned off or throttled down;

Waste and Chemical Management

- Housekeeping on site shall be improved;
- The Contractor is advised to fence off the construction waste at a designated area in order to maintain the tidiness of the site;
- Drip tray and proper label should be provided for all chemical containers.
- C&D waste should be disposed in regular basis.

13 CONCLUSIONS AND RECOMMENDATIONS

CONCLUSIONS

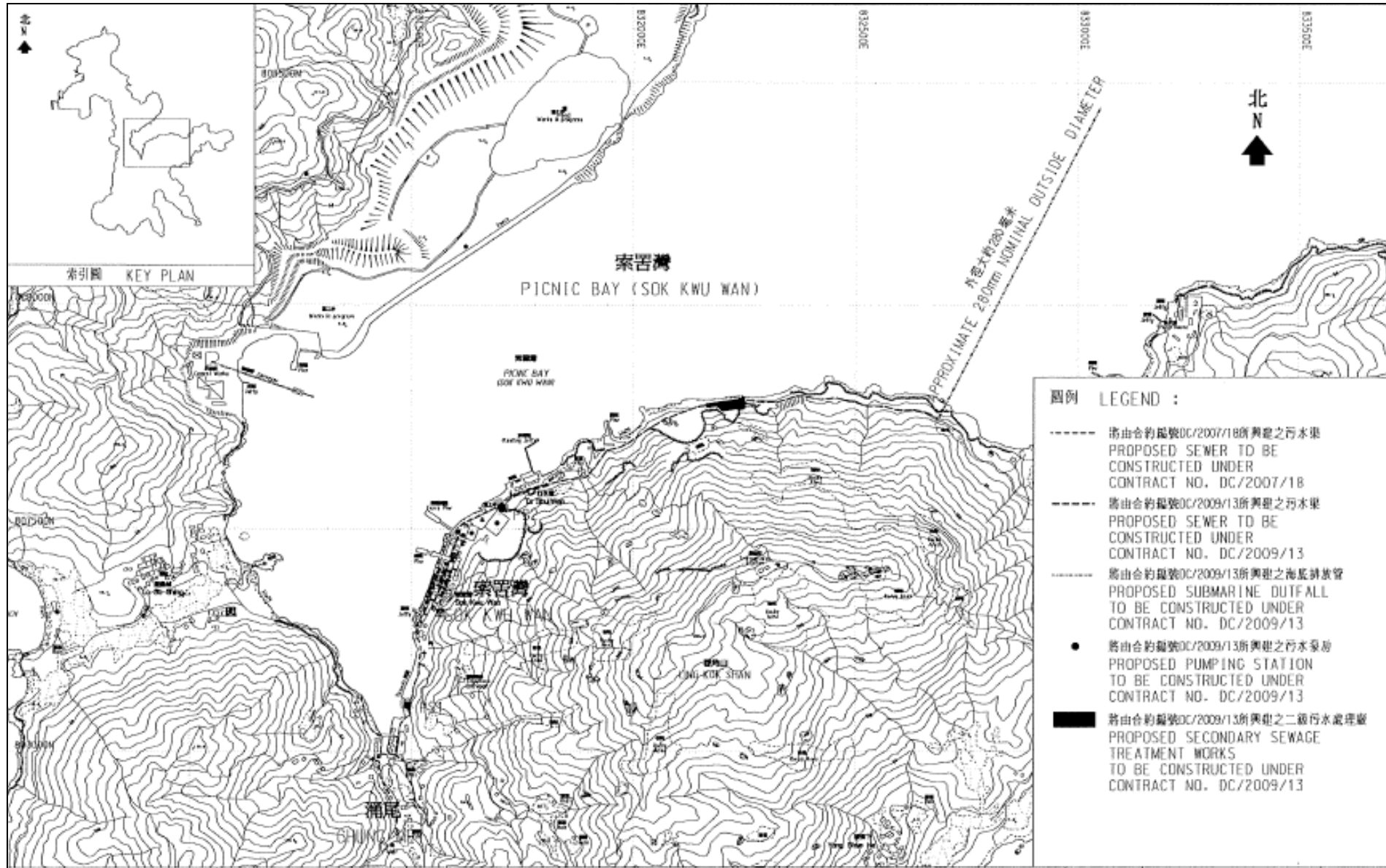
- 13.01 This is the 49th monthly EM&A Report covering the construction period from 26 July to 25 August 2014.
- 13.02 In this Reporting Period, no 1-hour and 24-hour TSP results were found to be triggered the Action or Limit Level
- 13.03 No noise complaint (an Action Level exceedance) was received and no construction noise measurement results that exceeded the Limit Level were recorded in this Reporting Period.
- 13.04 According to the construction information provided by the Contractor, the marine works in Sok Kwu Wan has been completed in April 2014. As agreed by the Contractor, IEC and RE, the marine water quality monitoring was therefore terminated from May 2014.
- 13.05 No documented complaint, notification of summons or successful prosecution was received.
- 13.06 In this Reporting Period, weekly joint site inspection by RE, the Contractor and ET was carried out on 29 July, 5, 12 and 19 August 2014. All the observation has been rectified in the set time frame. The environmental performance of the Project was therefore considered as satisfactory.

RECOMMENDATIONS

- 13.07 During wet season, muddy water and other water quality pollutants via site surface water runoff into the sea body within Fish culture zone at Picnic Bay and the Secondary recreation contact subzone at Mo Tat Wan is the key issue of the Project. Mitigation measures for water quality should be properly maintained to prevent any muddy or sandy runoff from the loose soil surface overflow on the site boundary.
- 13.08 Muddy water and other water quality pollutants via site surface water runoff into the sea body within Fish Culture Zone (FCZ) at Picnic Bay and the secondary recreation contact subzone at Mo Tat Wan is the key issue of the Project. Mitigation measures for water quality should be properly maintained to prevent any muddy or sandy runoff from the loose soil surface overflow on the site boundary.

Appendix A

Site Layout Plan – Sok Kwu Wan Portion Area



Appendix B

Organization Structure and Contact Details of Relevant Parties

Contact Details of Key Personnel

Organization	Project Role	Name of Key Staff	Tel No.	Fax No.
DSD	Employer	Mr. F K Pong	2159-3550	2833-9162
UCJV	Engineer's Representative	Mr. Kenneth WK Kwong	2982 0240	2982 4129
URS	Independent Environmental Checker	Mr. Rodney Ip	2410 3750	2428 9922
Leader	Director	Mr. Wilfred So	2982 1750	2982 1163
Leader	Contracts Manager	Mr. Vincent Chan	2982 1750	2982 1163
Leader	Site Agent	Mr. Ron Hung	2982 1750	2982 1163
Leader	Environmental Officer	Mr. Leung Man Kin	2982 8652	2982 8650
Leader	Environmental Supervisor	Mr. Chan Chi Kau	2982 8652	2982 8650
Leader	Sub-Agent	Mr. Leung Man Kin	2982 1750	2982 1163
Leader	Senior Safety Officer	Mr. Andy Lau	2982 1750	2982 1163
AUES	Environmental Team Leader	Mr. T. W. Tam	2959 6059	2959 6079
AUES	Environmental Consultant	Ms. Nicola Hon	2959 6059	2959 6079
AUES	Team Supervisor	Mr. Ben Tam	2959 6059	2959 6079

Legend:

DSD (Employer) – Drainage Services Department

UCJV (Engineer) –URS Hong Kong Limited CDM Joint Venture

Leader (Main Contractor) – Leader Civil Engineering Corporation Limited

URS (IEC) – URS Hong Kong Limited

AUES (ET) – Action-United Environmental Services & Consulting

Appendix C

Three Months Rolling Construction Programme

Activity ID	Description	Original Duration	Percent Complete	Early Start	Early Finish	Late Start	Late Finish	2014					
								MAY	JUN	JUL	AUG	SEP	OCT
E&M0030	Revision and Resubmission	125	100	15/07/10 A	16/11/10 A	15/07/10 A	16/11/10 A						
E&M0080	Approval from the Engineer	14	100	17/11/10 A	30/11/10 A	17/11/10 A	30/11/10 A						
Hydraulic Design													
E&M0040	Submission	21	100	15/07/10 A	04/08/10 A	15/07/10 A	04/08/10 A						
E&M0050	Vetting and Comment by ER	14	100	05/08/10 A	18/08/10 A	05/08/10 A	18/08/10 A						
E&M0060	Revision and Resubmission	97	100	19/08/10 A	10/10/10 A	19/08/10 A	10/10/10 A						
E&M0430	Approval from the Engineer	7	100	24/11/10 A	30/11/10 A	24/11/10 A	30/11/10 A						
YSW1536	Water tightness test	40	100	12/08/13 A	26/08/13 A	12/08/13 A	26/08/13 A						
Equipment Submission & Approval													
E&M0070	Submission of Membrane Module	50	100	17/05/10 A	05/07/10 A	17/05/10 A	05/07/10 A						
E&M0090	Vetting and Comment by ER	14	100	06/07/10 A	19/07/10 A	06/07/10 A	19/07/10 A						
E&M0100	Revision and Resubmission	14	100	20/07/10 A	24/02/11 A	20/07/10 A	24/02/11 A						
E&M0101	Submission of Equipment	90	100	05/08/10 A	30/11/11 A	05/08/10 A	30/11/11 A						
E&M0102	Vetting and Comment by ER	60	100	03/11/10 A	30/11/11 A	03/11/10 A	30/11/11 A						
E&M0103	Revision and Resubmission	60	100	01/02/11 A	30/11/11 A	01/02/11 A	30/11/11 A						
E&M0110	Approval on Coarse Screens	30	100	25/05/11 A	25/05/11 A	25/05/11 A	25/05/11 A						
E&M0120	Approval on Fine Screens	30	100	12/09/11 A	12/09/11 A	12/09/11 A	12/09/11 A						
E&M0130	Approval on Pumps	30	100	23/06/11 A	23/06/11 A	23/06/11 A	23/06/11 A						
E&M0140	Approval on Submersible Mixers	30	100	23/03/11 A	23/03/11 A	23/03/11 A	23/03/11 A						
E&M0150	Approval on Grit Removal Equipment	30	100	10/10/11 A	10/10/11 A	10/10/11 A	10/10/11 A						
E&M0160	Approval on MBR Membrane Modules (M.M.)	105	100	03/08/10 A	24/02/11 A	03/08/10 A	24/02/11 A						
E&M0170	Approval on Sludge Dewatering Equipment	30	100	01/09/11 A	01/09/11 A	01/09/11 A	01/09/11 A						
E&M0180	Approval on Valves, Pipes & Fittings	30	100	19/11/11 A	04/08/13 A	19/11/11 A	04/08/13 A						
E&M0190	Approval on Penstocks	30	100	15/11/11 A	15/11/11 A	15/11/11 A	15/11/11 A						
E&M0200	Approval on Instrumentation	30	100	21/06/11 A	08/03/12 A	21/06/11 A	08/03/12 A						
E&M0210	Approval on MCC & LVSB	30	100	19/11/11 A	01/01/14 A	19/11/11 A	01/01/14 A						
E&M0220	Approval on BS Equipment	30	95	30/11/11 A	15/08/14	30/11/11 A	31/10/12						
E&M0230	Approval on FS Equipment	30	95	30/11/11 A	15/08/14	30/11/11 A	30/12/12						
Drawings Submission & Approval													
E&M0235	Sub. P&ID Drawings	100	95	24/06/10 A	05/08/14	24/06/10 A	23/10/12						
E&M0240	Sub. Plant GA Drawings	45	85	04/08/10 A	07/08/14	04/08/10 A	23/10/12						
E&M0250	Sub. Builder's Works Requirements Drawings	15	100	04/08/10 A	31/01/13 A	04/08/10 A	31/01/13 A						
E&M0260	Sub. Mechanical Installation Drawings	60	95	27/09/10 A	03/08/14	27/09/10 A	23/10/12						
E&M0270	Sub. Electrical Installation Drawings	60	95	27/09/10 A	03/08/14	27/09/10 A	23/10/12						
E&M0280	Sub. BS Installation Drawings	120	95	27/09/10 A	13/08/14	27/09/10 A	29/10/12						

Start date	05/05/10
Finish date	30/11/16
Data date	01/08/14
Run date	05/08/14
Page number	2A
c Primavera Systems, Inc.	

- Early bar
- Progress bar
- Critical bar
- Summary bar
- ▲ Progress point
- ▲ Critical point
- ▲ Summary point
- ◆ Start milestone point
- ◆ Finish milestone point

Leader Civil Engineering Corp. Ltd.
Contract No. DC/2009/13
Construction of Sewage Treatment Works at YSW & SKW
3-month Rolling Programme (Aug 2014 - Oct 2014)

Date	Revision	Checked	Approved
31/07/14	Revision 0	RH	VC

Activity ID	Description	Original Duration	Percent Complete	Early Start	Early Finish	Late Start	Late Finish	2014					
								MAY	JUN	JUL	AUG	SEP	OCT
E&M0290	Sub. FS Installation Drawings	120	95	13/11/11 A	13/08/14	13/11/11 A	28/12/12	Sub. FS Installation Drawings					
Statutory Submission													
E&M0295	Preparation of Submission to HEC	39	100	01/11/11 A	30/11/11 A	01/11/11 A	30/11/11 A	from HEC					
E&M0300	Application & Approval from HEC	150	100	01/11/11 A	03/03/14 A	01/11/11 A	03/03/14 A	from HEC					
E&M0305	Provision of Cables to the STWs	180	100	03/03/14 A	30/08/14 A	03/03/14 A	30/08/14 A	Provision of Cables to the					
E&M0320	Form 314 Submission to FSD	14	0	16/08/14	29/08/14	08/06/13	22/06/13	Form 314 Submission to					
E&M0325	Submission to WSD	14	100	01/11/11 A	29/02/12 A	01/11/11 A	29/02/12 A						
E&M0330	Form 501 Submission to FSD (YSW)	28	0	21/05/15	17/06/15	17/03/14	13/04/14						
E&M0340	Form 501 Submission to FSD (SKW)	28	0	16/08/14	12/09/14	11/06/14	08/07/14	Form 501 Submiss					
E&M0350	Form 501 Submission to FSD (PS1 & PS2)	28	0	01/08/14	28/08/14	14/11/12	11/12/12	Form 501 Submission to					
Yung Shue Wan													
Preliminary													
KD0020	Project Commencement Date	0	100		17/05/10 A		17/05/10 A						
KD0030	Section W1 - Slope Works in Portion A & C	0	100		14/10/11 A		14/10/11 A						
YSW0020	Approval of Environmental Team	16	100	17/05/10 A	01/06/10 A	17/05/10 A	01/06/10 A						
YSW00201	Change Baseline Monitoring Location (Air&Noise)	59	100	02/06/10 A	30/07/10 A	02/06/10 A	30/07/10 A						
YSW0030	Baseline monitoring (Air & Noise)	23	100	31/07/10 A	22/08/10 A	31/07/10 A	22/08/10 A						
YSW0035	Baseline Monitoring Report Submission (A & N)	16	100	23/08/10 A	07/09/10 A	23/08/10 A	07/09/10 A						
YSW00351	Submission & Approval for Monitoring Method (W)	58	100	02/06/10 A	29/07/10 A	02/06/10 A	29/07/10 A						
YSW0040	Baseline monitoring (Water)	155	100	30/07/10 A	31/12/10 A	30/07/10 A	31/12/10 A						
YSW0050	Erect Hoarding and Fencing	60	100	19/05/10 A	17/07/10 A	19/05/10 A	17/07/10 A						
Section W1 - Slope Works in Portion A & C													
YSW0075	Mobilization	30	100	17/05/10 A	15/06/10 A	17/05/10 A	15/06/10 A						
YSW0080	Site Clearance	30	100	16/06/10 A	15/07/10 A	16/06/10 A	15/07/10 A						
YSW0085	Initial Survey	14	100	02/07/10 A	15/07/10 A	02/07/10 A	15/07/10 A						
YSW0090	Verify the Rock Boulder required Stabilization Wk	249	100	16/07/10 A	21/03/11 A	16/07/10 A	21/03/11 A						
YSW0100	Removal of Rock Boulder	257	100	20/09/10 A	03/06/11 A	20/09/10 A	03/06/11 A						
YSW0110	Stablizing work for rock boulder	35	100	16/07/11 A	19/08/11 A	16/07/11 A	19/08/11 A						
YSW0120	Cut the slope to design profile	2	100	24/09/10 A	25/09/10 A	24/09/10 A	25/09/10 A						
YSW0131	Mobilization of Plant and Material of Soil Nails	14	100	12/09/10 A	25/09/10 A	12/09/10 A	25/09/10 A						
YSW0132	Erect Scaffold and Working Platform	2	100	26/09/10 A	27/09/10 A	26/09/10 A	27/09/10 A						

Start date	05/05/10
Finish date	30/11/16
Data date	01/08/14
Run date	05/08/14
Page number	3A
c Primavera Systems, Inc.	

- Early bar
- Progress bar
- Critical bar
- Summary bar
- ▲ Progress point
- ▼ Critical point
- ◆ Summary point
- ◆ Start milestone point
- ◆ Finish milestone point

Leader Civil Engineering Corp. Ltd.
Contract No. DC/2009/13
Construction of Sewage Treatment Works at YSW & SKW
3-month Rolling Programme (Aug 2014 - Oct 2014)

Date	Revision	Checked	Approved
31/07/14	Revision 0	RH	VC

Activity ID	Description	Original Duration	Percent Complete	Early Start	Early Finish	Late Start	Late Finish	2014						
								MAY	JUN	JUL	AUG	SEP	OCT	
YSW0133	Setting out and Verify Locations of Soil Nails	45	100	28/09/10 A	11/11/10 A	28/09/10 A	11/11/10 A							
YSW0134	Drilling and Soil Nails Installation	43	100	19/10/10 A	30/11/10 A	19/10/10 A	30/11/10 A							
YSW0135	Construction of Nail Heads	12	100	01/12/10 A	12/12/10 A	01/12/10 A	12/12/10 A							
YSW0136	Mesh Installation on Cut Slope	3	100	13/12/10 A	15/12/10 A	13/12/10 A	15/12/10 A							
YSW01361	Verify alignment of access & channels on slope	118	100	16/12/10 A	12/04/11 A	16/12/10 A	12/04/11 A							
YSW0140	Construct U-channels & Step Channel on Cut Slope	182	100	13/04/11 A	11/10/11 A	13/04/11 A	11/10/11 A							
YSW0153	Removal of Ex U-Channel where clash with B. Wall	151	100	10/05/11 A	07/10/11 A	10/05/11 A	07/10/11 A							
YSW01545	Temporary Diversion of Drainage	244	100	08/09/10 A	09/05/11 A	08/09/10 A	09/05/11 A							
YSW0155	RC Barrier Wall Bay 1-13 (below Ground Level)	256	100	26/09/10 A	08/06/11 A	26/09/10 A	08/06/11 A							
YSW0170	RC Barrier Wall Bay 1-13 (above Ground Level)	125	100	09/06/11 A	11/10/11 A	09/06/11 A	11/10/11 A							
YSW0175	Construct U-channels and Catchpits (Phase 1)	76	100	09/06/11 A	23/08/11 A	09/06/11 A	23/08/11 A							
YSW01750	Construction of subsoil drain (phase 1)	7	100	12/10/11 A	08/02/12 A	12/10/11 A	08/02/12 A							
YSW01755	Construct subsoil drain (phase 2)	14	100	06/12/12 A	31/12/12 A	06/12/12 A	31/12/12 A							
YSW01800	RC Barrier Wall Bay 14 (below & above Ground)	87	100	03/09/12 A	28/11/12 A	03/09/12 A	28/11/12 A							
YSW01805	Hydroseeding	14	100	02/03/13 A	02/03/13 A	02/03/13 A	02/03/13 A							
YSW01810	Construct U-channels and Catchpits (Phase 2)	30	100	29/11/12 A	22/12/12 A	29/11/12 A	22/12/12 A							
Section W2 - YSW STW & Submarine Outfall														
Civil & Structural Work														
E&M1120	Hydraulic Test of Pipeworks	7	95	09/05/13 A	31/07/14	09/05/13 A	04/05/14							Hydraulic Test of Pipeworks
KD0010	Receive Letter of Acceptance	0	100		05/05/10 A		05/05/10 A							
YSW0412	Mobilization	30	100	17/05/10 A	15/06/10 A	17/05/10 A	15/06/10 A							
YSW0422	Site Clearance	30	100	17/05/10 A	15/06/10 A	17/05/10 A	15/06/10 A							
YSW0432	Initial Survey	14	100	02/06/10 A	15/06/10 A	02/06/10 A	15/06/10 A							
YSW STW - GL H - T														
YSW0500	ELS & Excavation for Inlet Pumping Station	105	100	08/09/10 A	21/12/10 A	08/09/10 A	21/12/10 A							
YSW0510	Sub-structure construction (Inlet Pumping Stn)	129	100	22/12/10 A	29/04/11 A	22/12/10 A	29/04/11 A							
YSW0520	Backfill & Remove ELS (Inlet Pumping Stn)	40	100	30/04/11 A	08/06/11 A	30/04/11 A	08/06/11 A							
YSW0530	ELS & Excavation for Equalization Tank	159	100	01/01/11 A	08/06/11 A	01/01/11 A	08/06/11 A							
YSW0540	Sub-structure construction (Equalization Tank)	112	100	09/06/11 A	28/09/11 A	09/06/11 A	28/09/11 A							
YSW0550	Backfilling & Remove ELS (Equalization Tank)	20	100	29/09/11 A	18/10/11 A	29/09/11 A	18/10/11 A							
YSW05701	ELS & Excavation for Grit Chambers	28	100	09/06/11 A	06/07/11 A	09/06/11 A	06/07/11 A							
YSW05711	Construct sub-structure for Grit Chambers	106	100	07/07/11 A	20/10/11 A	07/07/11 A	20/10/11 A							
YSW05721	Backfill & Remove ELS for Grit Chambers	12	100	21/10/11 A	01/11/11 A	21/10/11 A	01/11/11 A							
YSW05731	ELS & Excavation for Grease Separators (GS)	34	100	07/07/11 A	09/08/11 A	07/07/11 A	09/08/11 A							
YSW05741	Construct sub-structure for Grease Separators	52	100	10/08/11 A	30/09/11 A	10/08/11 A	30/09/11 A							

Start date	05/05/10
Finish date	30/11/16
Data date	01/08/14
Run date	05/08/14
Page number	4A
c Primavera Systems, Inc.	

- Early bar
- Progress bar
- Critical bar
- Summary bar
- ▲ Progress point
- ▼ Critical point
- Summary point
- ◆ Start milestone point
- ◆ Finish milestone point

Leader Civil Engineering Corp. Ltd.
Contract No. DC/2009/13
Construction of Sewage Treatment Works at YSW & SKW
3-month Rolling Programme (Aug 2014 - Oct 2014)

Date	Revision	Checked	Approved
31/07/14	Revision 0	RH	VC

Activity ID	Description	Original Duration	Percent Complete	Early Start	Early Finish	Late Start	Late Finish	2014						
								MAY	JUN	JUL	AUG	SEP	OCT	
YSW05751	Install Dia.400 Puddles in Grease Separators	27	100	01/10/11 A	27/10/11 A	01/10/11 A	27/10/11 A							
YSW05752	Construct sub-structure for GS (above puddles)	48	100	28/10/11 A	14/12/11 A	28/10/11 A	14/12/11 A							
YSW05761	Backfill & remove ELS for Grease Separators	10	100	15/12/11 A	24/12/11 A	15/12/11 A	24/12/11 A							
YSW0580	Excavate to Formation for Deodorizer Room	10	100	25/12/11 A	03/01/12 A	25/12/11 A	03/01/12 A							
YSW05801	Excavate to formation - Grid J-N/5-7	40	100	04/01/12 A	12/02/12 A	04/01/12 A	12/02/12 A							
YSW05802	Excavate to formation - Grid GA-H/5-7	10	100	13/02/12 A	22/02/12 A	13/02/12 A	22/02/12 A							
YSW05901	G/F to 1/F Construction Grid GA-K/1-5	90	100	29/09/11 A	27/12/11 A	29/09/11 A	27/12/11 A							
YSW05911	G/F to 1/F Construction Grid N-S/1-5	80	100	21/10/11 A	08/01/12 A	21/10/11 A	08/01/12 A							
YSW05921	G/F to 1/F Construction Grid K-N/1-5	45	100	25/12/11 A	07/02/12 A	25/12/11 A	07/02/12 A							
YSW05922	G/F to 1/F Construction for Deodorizer Room	80	100	04/01/12 A	23/03/12 A	04/01/12 A	23/03/12 A							
YSW05923	G/F to 1/F Construction for Grid J-N/5-7	60	100	13/02/12 A	12/04/12 A	13/02/12 A	12/04/12 A							
YSW05924	G/F to 1/F Construction for Grid GA-H/5-7	50	100	28/05/12 A	16/07/12 A	28/05/12 A	16/07/12 A							
YSW06001	1/F to Roof Constuction for Grid GA-K/1-5	87	100	28/12/11 A	23/03/12 A	28/12/11 A	23/03/12 A							
YSW06011	1/F to Roof Constuction for Grid N-S/1-5	75	100	09/01/12 A	23/03/12 A	09/01/12 A	23/03/12 A							
YSW06021	1/F to Roof Constuction for Grid K-N/1-5	44	100	08/02/12 A	22/03/12 A	08/02/12 A	22/03/12 A							
YSW06022	1/F to Roof Constuction for Deodorizer Room	60	100	24/03/12 A	22/05/12 A	24/03/12 A	22/05/12 A							
YSW06023	1/F to Roof Constuction for Grid J-N/5-7	45	100	13/04/12 A	27/05/12 A	13/04/12 A	27/05/12 A							
YSW06034	1/F to Roof Constuction for Grid GA-H/5-7	28	100	27/07/12 A	13/08/12 A	27/07/12 A	13/08/12 A							
YSW06035	Construct baffle walls in Grease Separators	90	100	18/04/12 A	16/07/12 A	18/04/12 A	16/07/12 A							
YSW07201	Water tightness test for Inlet Pumping Station	60	100	23/03/12 A	21/05/12 A	23/03/12 A	21/05/12 A							
YSW07202	Water tightness test for Equalization Tanks	42	100	22/05/12 A	02/07/12 A	22/05/12 A	02/07/12 A							
YSW07203	Water tightness test for Grit Chambers	42	100	17/09/12 A	29/09/12 A	17/09/12 A	29/09/12 A							
YSW07204	Water tightness test for Grease Separators	32	100	03/10/12 A	31/10/12 A	03/10/12 A	31/10/12 A							
YSW07205	Water tightness test for water channels	21	100	31/08/13 A	23/09/13 A	31/08/13 A	23/09/13 A							
YSW0800	ABWF installation	271	100	03/07/12 A	03/07/14 A	03/07/12 A	03/07/14 A							
YSW STW - GL T - X														
YSW0610	Excavate to formation	10	100	08/09/10 A	17/09/10 A	08/09/10 A	17/09/10 A							
YSW0620	Base slab construction	248	100	18/09/10 A	23/05/11 A	18/09/10 A	23/05/11 A							
YSW0630	G/F to 1/F construction	205	100	24/05/11 A	14/12/11 A	24/05/11 A	14/12/11 A							
YSW0640	1/F to Roof Construction	64	100	15/12/11 A	16/02/12 A	15/12/11 A	16/02/12 A							
YSW0810	ABWF installation	80	100	28/12/11 A	16/03/12 A	28/12/11 A	16/03/12 A							
YSW STW - GL F - H & DN Tanks														
YSW0650	ELS & Excavation for DN Tanks	37	100	08/09/10 A	14/10/10 A	08/09/10 A	14/10/10 A							
YSW0660	Sub-struction construction (DN Tanks)	78	100	15/10/10 A	31/12/10 A	15/10/10 A	31/12/10 A							
YSW0670	Backfill & Remove ELS (DN Tanks)	70	100	01/01/11 A	11/03/11 A	01/01/11 A	11/03/11 A							

Start date	05/05/10
Finish date	30/11/16
Data date	01/08/14
Run date	05/08/14
Page number	5A
c Primavera Systems, Inc.	

- Early bar
- Progress bar
- Critical bar
- Summary bar
- ▲ Progress point
- ▼ Critical point
- ◆ Summary point
- ◆ Start milestone point
- ◆ Finish milestone point

Leader Civil Engineering Corp. Ltd.
Contract No. DC/2009/13
Construction of Sewage Treatment Works at YSW & SKW
3-month Rolling Programme (Aug 2014 - Oct 2014)

Date	Revision	Checked	Approved
31/07/14	Revision 0	RH	VC

Activity ID	Description	Original Duration	Percent Complete	Early Start	Early Finish	Late Start	Late Finish	2014						
								MAY	JUN	JUL	AUG	SEP	OCT	
YSW0680	Base slab construction (SD1, SD2 & MBR4)	17	100	12/03/11 A	28/03/11 A	12/03/11 A	28/03/11 A							
YSW0690	Construct Superstructure SD1, SD2 & MBR4	82	100	29/03/11 A	18/06/11 A	29/03/11 A	18/06/11 A							
YSW06901	Construct Superstructure of DN Tanks	28	100	15/05/12 A	11/06/12 A	15/05/12 A	11/06/12 A							
YSW0705	Water test for MBR 4	47	100	01/10/12 A	16/11/12 A	01/10/12 A	16/11/12 A							
YSW07055	Water test for SD1 & SD2	54	100	17/11/12 A	10/01/13 A	17/11/12 A	10/01/13 A							
YSW0710	Apply protective paint for MBR 4	7	100	24/09/12 A	30/09/12 A	24/09/12 A	30/09/12 A							
YSW07105	Apply protective paint for SD1 & SD2	7	100	01/10/12 A	07/10/12 A	01/10/12 A	07/10/12 A							
YSW0830	Water test for DN Tanks	28	100	14/07/13 A	13/09/13 A	14/07/13 A	13/09/13 A							
YSW0850	Apply protective paint for DN Tanks	6	100	27/04/13 A	11/07/13 A	27/04/13 A	11/07/13 A							
YSW STW - GL A - F														
YSW0730	Completion of HDD	0	100	21/01/12 A		21/01/12 A								
YSW0732	Excavate for MBR 2 & 3	20	100	21/01/12 A	09/02/12 A	21/01/12 A	09/02/12 A							
YSW0733	Construct basement of MBR 2 & 3	20	100	10/02/12 A	29/02/12 A	10/02/12 A	29/02/12 A							
YSW0735	Construct superstructure of MBR 2	75	100	01/03/12 A	14/05/12 A	01/03/12 A	14/05/12 A							
YSW0736	Construct superstructure of MBR 3	100	100	15/05/12 A	14/05/12 A	15/05/12 A	14/05/12 A							
YSW0740	ELS & excavate for Outfall Shaft	75	100	01/03/12 A	14/05/12 A	01/03/12 A	14/05/12 A							
YSW0750	Construct basement of Outfall Shaft	19	100	15/05/12 A	02/06/12 A	15/05/12 A	02/06/12 A							
YSW07501	Connect additional flange to HDPE pipe (VO 042)	5	100	03/06/12 A	07/06/12 A	03/06/12 A	07/06/12 A							
YSW07502	Construct sub-structure of Outfall Shaft	16	100	08/06/12 A	23/06/12 A	08/06/12 A	23/06/12 A							
YSW0760	Backfill & remove ELS (outfall shaft)	8	100	24/06/12 A	01/07/12 A	24/06/12 A	01/07/12 A							
YSW07601	Construct superstructure for Outfall Shaft	30	100	03/07/12 A	31/07/12 A	03/07/12 A	31/07/12 A							
YSW07603	ELS & excavate for FSH Water Supply Tank	25	100	01/06/12 A	25/06/12 A	01/06/12 A	25/06/12 A							
YSW07604	Construct substructure for FSH Water Supply Tank	24	100	26/06/12 A	19/07/12 A	26/06/12 A	19/07/12 A							
YSW07605	Backfill & remove ELS for FSH Water Supply Tank	12	100	20/07/12 A	31/07/12 A	20/07/12 A	31/07/12 A							
YSW07607	Construct basement of MBR 1 & Workshop	24	100	01/08/12 A	24/08/12 A	01/08/12 A	24/08/12 A							
YSW07608	Construct superstructure for FSH Water Supply Tk	37	100	25/08/12 A	30/09/12 A	25/08/12 A	30/09/12 A							
YSW07609	Construct superstructure for MBR 1	37	100	25/08/12 A	30/09/12 A	25/08/12 A	30/09/12 A							
YSW07610	Construct Workshop, FSSH Pump Rm, PW Pump Rm	31	100	03/10/12 A	31/10/12 A	03/10/12 A	31/10/12 A							
YSW08301	Water tightness test for Outfall Shaft	42	100	03/04/13 A	18/04/13 A	03/04/13 A	18/04/13 A							
YSW08302	Water tightness test for MBR 2 & 3	95	100	10/08/13 A	24/08/13 A	10/08/13 A	24/08/13 A							
YSW08303	Water tightness test for MBR 1	19	100	30/11/12 A	18/12/12 A	30/11/12 A	18/12/12 A							
YSW08304	Water tightness test for FSH Water Supply Tank	32	100	31/08/13 A	01/10/13 A	31/08/13 A	01/10/13 A							
Fire Hose Reel / Sprinkler Pump Rm														
YSW08305	Apply protective paint	120	100	02/10/12 A	15/08/13 A	02/10/12 A	15/08/13 A							
YSW0840	ELS & excavate to formation (+0 mPD approx.)	40	100	25/02/13 A	18/04/13 A	25/02/13 A	18/04/13 A							

Start date	05/05/10
Finish date	30/11/16
Data date	01/08/14
Run date	05/08/14
Page number	6A
c Primavera Systems, Inc.	

- Early bar
- Progress bar
- Critical bar
- Summary bar
- ▲ Progress point
- ▼ Critical point
- ◆ Summary point
- ◆ Start milestone point
- ◆ Finish milestone point

Leader Civil Engineering Corp. Ltd.
Contract No. DC/2009/13
Construction of Sewage Treatment Works at YSW & SKW
3-month Rolling Programme (Aug 2014 - Oct 2014)

Date	Revision	Checked	Approved
31/07/14	Revision 0	RH	VC

Activity ID	Description	Original Duration	Percent Complete	Early Start	Early Finish	Late Start	Late Finish	2014					
								MAY	JUN	JUL	AUG	SEP	OCT
YSW0860	Sub-structure construction	40	100	19/04/13 A	12/06/13 A	19/04/13 A	12/06/13 A						
YSW0880	Backfill & remove ELS	35	100	21/06/13 A	26/08/13 A	21/06/13 A	26/08/13 A						
YSW0890	Construction Ground Slab at +5.2mPD	40	100	04/06/13 A	14/07/13 A	04/06/13 A	14/07/13 A						
YSW0900	Superstructure construction upto +9.2mPD	35	100	04/06/13 A	01/08/13 A	04/06/13 A	01/08/13 A						
YSW0910	Water test	28	100	31/12/13 A	27/01/14 A	31/12/13 A	27/01/14 A						
YSW0915	Apply protective paint	14	100	31/12/13 A	13/01/14 A	31/12/13 A	13/01/14 A						
YSW0925	ABWF installation	30	100	16/07/13 A	19/01/14 A	16/07/13 A	19/01/14 A						
Emergency Storage Tank													
YSW1470	ELS & excavate to formation (-1.5mPD Approx.)	16	100	17/09/12 A	02/10/12 A	17/09/12 A	02/10/12 A						
YSW1480	Sub-structure construction	14	100	03/10/12 A	16/10/12 A	03/10/12 A	16/10/12 A						
YSW1490	Backfill & extract sheetpile	3	100	17/10/12 A	19/10/12 A	17/10/12 A	19/10/12 A						
YSW1500	Superstructure construction upto +10.5mPD	41	100	20/10/12 A	29/11/12 A	20/10/12 A	29/11/12 A						
YSW1530	Underground pipeline works	40	100	20/07/13 A	01/10/13 A	20/07/13 A	01/10/13 A						
YSW1538	Apply protective paint	30	100	04/03/13 A	05/03/13 A	04/03/13 A	05/03/13 A						
YSW1540	ABWF installation	40	100	03/04/13 A	01/10/13 A	03/04/13 A	01/10/13 A						
Road, Drain, Cable Draw Pits & Ducting													
YSW16601	ELS & excavate 6m deep sewer (FM1 - YFMH13)	90	100	04/08/13 A	15/01/14 A	04/08/13 A	15/01/14 A	FMH13					
YSW16602	Lay pipe & backfill 6m deep sewer (FM1 - YFMH13)	45	100	20/01/14 A	10/02/14 A	20/01/14 A	10/02/14 A	ver (FM1 - YFMH13)					
YSW16603	Construct UU & pipes along sea side (Grid Q-X)	60	100	04/03/14 A	29/01/14 A	04/03/14 A	29/01/14 A	e (Grid Q-X)					
YSW16604	Construct UU & pipes along sea side (Grid XA-D)	60	100	22/07/13 A	06/02/14 A	22/07/13 A	06/02/14 A	side (Grid XA-D)					
YSW16606	Construct UU & pipes along hill side (Grid D-Q)	90	100	10/10/12 A	01/09/13 A	10/10/12 A	01/09/13 A						
YSW16607	Construct UU & pipes along hill side (Grid Q-X)	72	100	20/08/12 A	01/09/13 A	20/08/12 A	01/09/13 A						
YSW16608	Construct UU & pipes along hill side (Grid XA-D)	72	100	30/11/12 A	01/09/13 A	30/11/12 A	01/09/13 A						
YSW16701	Construct Boundary Wall (Grid XA-D)	80	100	10/01/13 A	15/12/13 A	10/01/13 A	15/12/13 A						
YSW16702	Construct Boundary Wall (Grid D-Q)	80	100	01/01/14 A	31/01/14 A	01/01/14 A	31/01/14 A)					
YSW16703	Construct Boundary Wall (Grid Q-X)	80	100	21/02/14 A	26/03/14 A	21/02/14 A	26/03/14 A	oundary Wall (Grid Q-X)					
YSW16704	ABWF installation for Boundary Wall	240	0	31/12/13 A	28/03/15	31/12/13 A	16/06/14						
YSW16705	Painting for Boundary Wall (V.O. No. 108)	90	0	01/08/14 *	29/10/14	19/03/14	16/06/14						
YSW1680	Fire Hydrant & pipeline installation	120	95	26/01/13 A	06/08/14	26/01/13 A	05/06/14						
YSW1690	Construction of Road Kerbs, Downpipes, U-channel	180	100	02/01/13 A	11/08/14 A	02/01/13 A	11/08/14 A						
YSW1700	Road Paving	110	90	23/05/14 A	17/08/14	23/05/14 A	16/06/14						
Submarine Outfall													
YSW0180	Coordination of HEC	53	100	17/05/10 A	08/07/10 A	17/05/10 A	08/07/10 A						
YSW0200	Submission and Approval of Ecologist	60	100	17/05/10 A	15/07/10 A	17/05/10 A	15/07/10 A						
YSW0210	Ecology Survey	211	100	16/07/10 A	11/02/11 A	16/07/10 A	11/02/11 A						

Start date	05/05/10
Finish date	30/11/16
Data date	01/08/14
Run date	05/08/14
Page number	7A
c Primavera Systems, Inc.	

- Early bar
- Progress bar
- Critical bar
- Summary bar
- ▲ Progress point
- ▼ Critical point
- ◆ Summary point
- ◆ Start milestone point
- ◆ Finish milestone point

Leader Civil Engineering Corp. Ltd.
Contract No. DC/2009/13
Construction of Sewage Treatment Works at YSW & SKW
3-month Rolling Programme (Aug 2014 - Oct 2014)

Date	Revision	Checked	Approved
31/07/14	Revision 0	RH	VC

Activity ID	Description	Original Duration	Percent Complete	Early Start	Early Finish	Late Start	Late Finish	2014					
								MAY	JUN	JUL	AUG	SEP	OCT
YSW0220	Submission and Approval of In. Hydro Survey	103	100	17/05/10 A	27/08/10 A	17/05/10 A	27/08/10 A						
YSW0230	Hydrographical Survey (YSW)	157	100	28/08/10 A	31/01/11 A	28/08/10 A	31/01/11 A						
YSW0240	Material Submission, Approval of HDPE pipe	319	100	17/05/10 A	31/03/11 A	17/05/10 A	31/03/11 A						
YSW02401	Clarify Coordinate of Point Y (Reply of RFI 010)	83	100	28/06/10 A	18/09/10 A	28/06/10 A	18/09/10 A						
YSW0250	Submit and Approval of Method Statement for HDD	188	100	19/09/10 A	25/03/11 A	19/09/10 A	25/03/11 A						
YSW0260	Submission of HDD Method Statement to HEC	14	100	26/03/11 A	08/04/11 A	26/03/11 A	08/04/11 A						
YSW0270	Additional G.I. Boreholes (YSW)	123	100	19/09/10 A	19/01/11 A	19/09/10 A	19/01/11 A						
YSW0280	Submission of propose alignment	44	100	20/01/11 A	04/03/11 A	20/01/11 A	04/03/11 A						
YSW0290	Submission of Marine Notice	69	100	20/01/11 A	29/03/11 A	20/01/11 A	29/03/11 A						
YSW0310	Construction of Entry Pit and Preparation Work	27	100	05/03/11 A	31/03/11 A	05/03/11 A	31/03/11 A						
YSW0320	Prepare of HDD Drill Rig Set-up (YSW)	28	100	01/04/11 A	28/04/11 A	01/04/11 A	28/04/11 A						
YSW0330	Establishment of HDD plant & equipment	6	100	09/04/11 A	14/04/11 A	09/04/11 A	14/04/11 A						
YSW0340	Setting up at drillhole location	14	100	15/04/11 A	28/04/11 A	15/04/11 A	28/04/11 A						
YSW0350	Drill pilot hole and reaming hole - NS400 - 530m	229	100	29/04/11 A	13/12/11 A	29/04/11 A	13/12/11 A						
YSW0360	Installation of NS400 HDPE 530m	17	100	14/12/11 A	30/12/11 A	14/12/11 A	30/12/11 A						
YSW03601	Demobilization of HDD plant & equipment	7	100	31/12/11 A	06/01/12 A	31/12/11 A	06/01/12 A						
YSW03605	Remove Entry pit of HDD	14	100	07/01/12 A	20/01/12 A	07/01/12 A	20/01/12 A						
YSW03620	Removal of Receiving Pit	14	100	31/12/11 A	13/01/12 A	31/12/11 A	13/01/12 A						
YSW03641	Prepare backfilling material under VO 046A	120	100	07/01/12 A	05/05/12 A	07/01/12 A	05/05/12 A						
YSW0365	Set up of Silt Curtain as per EP	2	100	23/11/12 A	24/11/12 A	23/11/12 A	24/11/12 A						
YSW0370	Dredging of Marine Deposit for Diffuser (YSW)	5	100	24/11/12 A	29/11/12 A	24/11/12 A	29/11/12 A						
YSW0380	Diffuser Construction (YSW)	60	100	30/11/12 A	20/06/13 A	30/11/12 A	20/06/13 A						
YSW0400	Removal of silt curtain	30	100	30/04/13 A	31/05/13 A	30/04/13 A	31/05/13 A						
E&M Works - YSW STW													
E&M0360	Delivery of MBR Memb. Mod. (MBR Tk 4)	118	100	24/02/11 A	21/06/11 A	24/02/11 A	21/06/11 A						
E&M0370	Delivery of MBR Membrane Modules - 2nd Shipment	236	100	24/02/11 A	17/10/11 A	24/02/11 A	17/10/11 A						
E&M0380	Delivery of Grit Removal Equipment	81	100	10/10/11 A	29/12/11 A	10/10/11 A	29/12/11 A						
E&M0390	Delivery of Coarse Screens	129	100	06/09/11 A	12/01/12 A	06/09/11 A	12/01/12 A						
E&M0400	Delivery of Fine Screens	80	100	12/09/11 A	30/11/11 A	12/09/11 A	30/11/11 A						
E&M0410	Delivery of Pumps	75	100	23/06/11 A	05/09/11 A	23/06/11 A	05/09/11 A						
E&M0420	Delivery of Submersible Mixers	230	100	26/02/11 A	26/02/11 A	26/02/11 A	26/02/11 A						
E&M0440	Delivery of Sludge Dewatering Equipment	558	100	31/08/11 A	16/06/14 A	31/08/11 A	16/06/14 A						
E&M0450	Delivery of Valves, Pipes & Fittings	560	100	30/08/11 A	26/02/14 A	30/08/11 A	26/02/14 A						
E&M0460	Delivery of Penstocks	135	100	12/08/11 A	24/12/11 A	12/08/11 A	24/12/11 A						
E&M0470	Delivery of Instruments	232	100	03/11/11 A	21/06/11 A	03/11/11 A	21/06/11 A						

Start date 05/05/10
 Finish date 30/11/16
 Data date 01/08/14
 Run date 05/08/14
 Page number 8A
 Primavera Systems, Inc.

- Early bar
- Progress bar
- Critical bar
- Summary bar
- ▲ Progress point
- ▼ Critical point
- ◆ Summary point
- ◆ Start milestone point
- ◆ Finish milestone point

Leader Civil Engineering Corp. Ltd.
Contract No. DC/2009/13
Construction of Sewage Treatment Works at YSW & SKW
3-month Rolling Programme (Aug 2014 - Oct 2014)

Date	Revision	Checked	Approved
31/07/14	Revision 0	RH	VC

Activity ID	Description	Original Duration	Percent Complete	Early Start	Early Finish	Late Start	Late Finish	2014					
								MAY	JUN	JUL	AUG	SEP	OCT
E&M0480	Delivery of MCC LVSB	90	100	03/12/12 A	04/03/13 A	03/12/12 A	04/03/13 A						
E&M0490	Delivery of BS Equipment	446	100	10/12/11 A	15/04/15 A	10/12/11 A	15/04/15 A						
E&M0500	Delivery FS Equipment	507	95	11/12/11 A	20/05/15	11/12/11 A	04/10/13						
E&M0510	Install Membrane Modules in MBR Tank no. 4	89	100	03/11/12 A	28/02/13 A	03/11/12 A	28/02/13 A						
E&M0520	Install Membrane Modules in MBR Tank No. 1 to 3	57	100	03/12/12 A	28/02/13 A	03/12/12 A	28/02/13 A						
E&M0530	Install Grit Removal Equipment	122	100	01/06/12 A	30/09/12 A	01/06/12 A	30/09/12 A						
E&M0540	Install Coarse Screens	240	100	23/04/12 A	23/08/13 A	23/04/12 A	23/08/13 A						
E&M0550	Install Fine Screens	122	100	01/06/12 A	12/08/13 A	01/06/12 A	12/08/13 A						
E&M0560	Install Pumps	355	100	23/04/12 A	04/02/14 A	23/04/12 A	04/02/14 A						
E&M0570	Install Submersible Mixers	163	100	15/01/13 A	16/01/14 A	15/01/13 A	16/01/14 A						
E&M0580	Install Sludge Dewatering Equipment	361	95	29/05/12 A	18/08/14	29/05/12 A	24/06/13						
E&M0590	Install Valves, Pipes & Fittings	232	95	15/01/13 A	12/08/14	15/01/13 A	25/06/13						
E&M0600	Install Penstocks (Batch 1, GL H - T)	213	100	23/04/12 A	21/05/13 A	23/04/12 A	21/05/13 A						
E&M0610	Install Instruments	74	95	02/01/13 A	04/08/14	02/01/13 A	25/06/13						
E&M0620	Install SAT, MCC & LVSB	8	100	02/01/13 A	02/01/15 A	02/01/13 A	02/01/15 A						
E&M0630	Install BS Equipment	180	90	02/01/13 A	13/05/15	02/01/13 A	29/07/13						
E&M0640	Install FS Equipment	180	70	02/01/13 A	14/03/15	02/01/13 A	29/07/13						
E&M0650	Hydraulic Tests of Pipeworks	153	95	02/01/13 A	08/08/14	02/01/13 A	30/06/13						
E&M0660	Cabling Works	15	95	04/02/15 A	01/08/14	04/02/15 A	22/06/13						
E&M0670	Insulation Tests of Cables and Cable Termination	26	95	11/04/15 A	31/08/14	11/04/15 A	23/06/13						
E&M0680	Energization	1	100	02/04/15 A	03/04/15 A	02/04/15 A	03/04/15 A						
E&M0690	Functional and Performance Tests of Equipment	35	90	25/03/15 A	11/04/15	25/03/15 A	27/06/13 *						
E&M0700	T&C Period	137	90	09/12/15 A	01/07/15	09/12/15 A	27/04/14						
E&M0730	Trial Operation Period	413	0	02/07/15	12/10/16	28/04/14	14/06/15						
Sok Kwu Wan													
Preliminary													
E&M0605	Install Penstocks (Batch 2, GL A - F)	131	100	02/01/13 A	19/01/14 A	02/01/13 A	19/01/14 A						
SKW0250	Approval of Environmental Team	16	100	17/05/10 A	01/06/10 A	17/05/10 A	01/06/10 A						
SKW0260	Baseline monitoring (Air & Noise)	14	100	02/06/10 A	15/06/10 A	02/06/10 A	15/06/10 A						
SKW0265	Baseline Monitoring Submission (A & N)	14	100	16/06/10 A	08/07/10 A	16/06/10 A	08/07/10 A						
Section W3 - Footpath Diversion in Portion G													
Civil & Geotechnical Works													
SKW0240	Site Clearance	21	100	17/05/10 A	06/06/10 A	17/05/10 A	06/06/10 A						
SKW0241	Initial Survey	9	100	07/06/10 A	15/06/10 A	07/06/10 A	15/06/10 A						

Start date 05/05/10
 Finish date 30/11/16
 Data date 01/08/14
 Run date 05/08/14
 Page number 9A
 Primavera Systems, Inc.

- Early bar
- Progress bar
- Critical bar
- Summary bar
- ▲ Progress point
- ▼ Critical point
- ◆ Summary point
- ◆ Start milestone point
- ◆ Finish milestone point

Leader Civil Engineering Corp. Ltd.
Contract No. DC/2009/13
Construction of Sewage Treatment Works at YSW & SKW
3-month Rolling Programme (Aug 2014 - Oct 2014)

Date	Revision	Checked	Approved
31/07/14	Revision 0	RH	VC

Activity ID	Description	Original Duration	Percent Complete	Early Start	Early Finish	Late Start	Late Finish	2014					
								MAY	JUN	JUL	AUG	SEP	OCT
SKW0242	Retaining Wall Bay 0-10 (Incl. VO. 001A)	177	100	30/06/10 A	23/12/10 A	30/06/10 A	23/12/10 A						
SKW0461	Utilities Laying and Diversion	70	100	24/12/10 A	03/03/11 A	24/12/10 A	03/03/11 A						
SKW0471	Concreting for Pavement	7	100	04/03/11 A	10/03/11 A	04/03/11 A	10/03/11 A						
SKW0481	Footpath Diversion - Stage 1	14	100	11/03/11 A	24/03/11 A	11/03/11 A	24/03/11 A						
SKW04811	Excavate for FP transition at CH0-35 & CH130-141	37	100	25/03/11 A	30/04/11 A	25/03/11 A	30/04/11 A						
SKW04821	Construction of Drainage outfall near bay 10	3	100	01/05/11 A	03/05/11 A	01/05/11 A	03/05/11 A						
SKW04831	Cable diversion by HEC	26	100	04/05/11 A	29/05/11 A	04/05/11 A	29/05/11 A						
SKW04841	Diversion of Ducting and Drawpit by PCCW	12	100	20/05/11 A	31/05/11 A	20/05/11 A	31/05/11 A						
SKW04851	Soil backfilling behind FP retaining wall	14	100	01/06/11 A	14/06/11 A	01/06/11 A	14/06/11 A						
SKW04861	Concreting for footpath pavement	7	100	15/06/11 A	21/06/11 A	15/06/11 A	21/06/11 A						
SKW04871	Relocation of Temp Safety Fence at SKW STW A-G	57	100	22/06/11 A	17/08/11 A	22/06/11 A	17/08/11 A						
SKW04881	Disposal of excavation material at A-G SKW STW	138	100	18/08/11 A	02/01/12 A	18/08/11 A	02/01/12 A						
SKW04885	Footpath Diversion - Stage 2	7	100	03/01/12 A	09/01/12 A	03/01/12 A	09/01/12 A						
SKW0491	Removal of Haul Road after SKW STW	7	0	08/10/14	14/10/14	29/05/15	04/06/15						
SKW0501	Concreting for no-fine concrete	14	0	08/10/14	21/10/14	29/05/15	11/06/15						
SKW0511	Wall Tie & Stone Facing	14	0	22/10/14	04/11/14	12/06/15	25/06/15						
SKW0521	Gabion Wall & Geotextile	30	0	05/11/14	04/12/14	26/06/15	25/07/15						
SKW0531	Installation of Flower Pot	7	0	05/12/14	11/12/14	26/07/15	01/08/15						
SKW0541	Completion of Outstanding Works	42	0	12/12/14	22/01/15	02/08/15	12/09/15						

Section W4 - Slope Works in Portions H & I

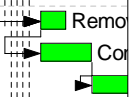
Geotechnical Works		Original Duration	Percent Complete	Early Start	Early Finish	Late Start	Late Finish
SKW0588	Construct scaffolding access	30	100	15/06/10 A	14/07/10 A	15/06/10 A	14/07/10 A
SKW0590	Site Clearance for Slope	100	100	15/07/10 A	22/10/10 A	15/07/10 A	22/10/10 A
SKW0591	Initial Survey for Slope	28	100	21/09/10 A	18/10/10 A	21/09/10 A	18/10/10 A
SKW0592	Temporary Rockfall fence at ex. Footpath	43	100	31/08/10 A	12/10/10 A	31/08/10 A	12/10/10 A
SKW05931	Construction of Haul Road (To +30mPD)	50	100	03/09/10 A	22/10/10 A	03/09/10 A	22/10/10 A
SKW05932	Construction of Haul Road (To +42.5mPD)	68	100	23/10/10 A	29/12/10 A	23/10/10 A	29/12/10 A
SKW059321	Removal of Boulders (IBG 1 - 119, SI No. 11B)	121	100	03/11/10 A	03/03/11 A	03/11/10 A	03/03/11 A
SKW059322	Add. Site Invest. Works (VO. No. 9,12 &16)	174	100	11/01/11 A	03/07/11 A	11/01/11 A	03/07/11 A
SKW059323	Revised Profile at West Slope (+56 to +42.5mPD)	1	100	17/03/11 A	17/03/11 A	17/03/11 A	17/03/11 A
SKW059324	Construction of Haul Road (+42.5 to +56mPD)	12	100	18/03/11 A	29/03/11 A	18/03/11 A	29/03/11 A
SKW059325	Removal of Boulders (IBG 120-139, SI No. 11C)	17	100	30/03/11 A	15/04/11 A	30/03/11 A	15/04/11 A
SKW05933	West Slope Cutting (+56mPD to +42.5mPD)	2	100	16/04/11 A	17/04/11 A	16/04/11 A	17/04/11 A
SKW059331	Removal of Boulders (IBG 140-189, SI No. 11D)	45	100	18/04/11 A	01/06/11 A	18/04/11 A	01/06/11 A
SKW05934	West Slope Cutting (+42.5mPD to +35mPD)	32	100	02/06/11 A	03/07/11 A	02/06/11 A	03/07/11 A

Start date	05/05/10
Finish date	30/11/16
Data date	01/08/14
Run date	05/08/14
Page number	10A
c Primavera Systems, Inc.	

- Early bar
- Progress bar
- Critical bar
- Summary bar
- ▲ Progress point
- ▼ Critical point
- ◆ Summary point
- ◆ Start milestone point
- ◆ Finish milestone point

Leader Civil Engineering Corp. Ltd.
Contract No. DC/2009/13
Construction of Sewage Treatment Works at YSW & SKW
3-month Rolling Programme (Aug 2014 - Oct 2014)

Date	Revision	Checked	Approved
31/07/14	Revision 0	RH	VC



Activity ID	Description	Original Duration	Percent Complete	Early Start	Early Finish	Late Start	Late Finish	2014					
								MAY	JUN	JUL	AUG	SEP	OCT
SKW059341	Revised Profile at West Slope (+20 to +4.8mPD)	1	100	04/07/11 A	04/07/11 A	04/07/11 A	04/07/11 A						
SKW05935	West Slope Cutting (+35mPD to +27.5mPD)	83	100	08/07/11 A	28/09/11 A	08/07/11 A	28/09/11 A						
SKW05936	West Slope Cutting (+27.5mPD to +20mPD)	61	100	29/09/11 A	28/11/11 A	29/09/11 A	28/11/11 A						
SKW05937	West Slope Cutting (+20mPD to +12.5mPD)	39	100	29/11/11 A	06/01/12 A	29/11/11 A	06/01/12 A						
SKW05938	West Slope Cutting (+12.5mPD to +4.8mPD)	90	100	07/01/12 A	27/03/12 A	07/01/12 A	27/03/12 A						
SKW05941	Slope Stormwater Drainage	300	100	28/03/12 A	25/05/12 A	28/03/12 A	25/05/12 A						
SKW059411	East Slope Cutting (+50mPD to +42.5mPD)	72	100	04/03/11 A	14/05/11 A	04/03/11 A	14/05/11 A						
SKW059412	East Slope Cutting (+42.5mPD to +35mPD)	82	100	15/05/11 A	04/08/11 A	15/05/11 A	04/08/11 A						
SKW059413	East Slope Cutting (+35mPD to +27.5mPD)	55	100	05/08/11 A	28/09/11 A	05/08/11 A	28/09/11 A						
SKW059414	East Slope Cutting (+27.5mPD to +20mPD)	61	100	29/09/11 A	28/11/11 A	29/09/11 A	28/11/11 A						
SKW059415	East Slope Cutting (+20mPD to +12.5mPD)	39	100	29/11/11 A	06/01/12 A	29/11/11 A	06/01/12 A						
SKW059416	East Slope Cutting (+12.5mPD to +4.8mPD)	81	100	07/01/12 A	27/03/12 A	07/01/12 A	27/03/12 A						
SKW05942	Slope Miscellaneous Works	61	100	26/05/12 A	31/07/12 A	26/05/12 A	31/07/12 A						
SKW05943	Buttress & surface Protection (SI No. 31)	60	100	03/07/12 A	31/07/12 A	03/07/12 A	31/07/12 A						
SKW05944	Slope Treatment (SI. No. 36)	60	100	03/07/12 A	31/07/12 A	03/07/12 A	31/07/12 A						
SKW05945	Rock Slope Treatment (SI. No. 68)	60	100	01/08/12 A	30/09/12 A	01/08/12 A	30/09/12 A						
SKW05946	Rock Slope Treatment (SI. No. 98)	60	100	10/09/12 A	28/02/13 A	10/09/12 A	28/02/13 A						
SKW05947	Rock Slope Treatment (SI. No. 115)	60	100	01/11/12 A	28/02/13 A	01/11/12 A	28/02/13 A						
SKW05948	Soil Nailing Works (VO. No. 52)	300	100	10/02/12 A	28/02/13 A	10/02/12 A	28/02/13 A						
SKW0595	Rock Meshing	60	30	01/07/14 A	11/09/14 A	01/07/14 A	05/10/15 A						
SKW05963	Determine Alignment & Foundation Design of RFB	120	100	10/02/12 A	08/06/12 A	10/02/12 A	08/06/12 A						
SKW059631	GEO Approval of Foundation Design	70	100	09/06/12 A	31/07/12 A	09/06/12 A	31/07/12 A						
SKW05964	Fabrication & Shipping of RFB Material	180	100	09/06/12 A	30/11/12 A	09/06/12 A	30/11/12 A						
SKW05965	Site clearance & Formation of access	62	100	09/06/12 A	31/07/12 A	09/06/12 A	31/07/12 A						
SKW05967	Plant mobilization	14	100	02/01/13 A	15/01/13 A	02/01/13 A	15/01/13 A						
SKW05968	Construction of anchors & pull out test	180	100	16/01/13 A	17/08/13 A	16/01/13 A	17/08/13 A						
SKW05969	Construction of Foundation	120	100	11/07/13 A	23/08/13 A	11/07/13 A	23/08/13 A						
SKW05970	Proof Load Test	60	100	31/07/13 A	28/09/13 A	31/07/13 A	28/09/13 A						
SKW05971	Transportation of Material (To the slope crest)	30	100	31/07/13 A	29/08/13 A	31/07/13 A	29/08/13 A						
SKW05972	Installation of Flexible barrier	90	100	31/07/13 A	28/10/13 A	31/07/13 A	28/10/13 A						
Section W5 - P.S. No. 1 in Portion D													
YSW16605	Construct UU & pipes along sea side (Grid D-Q)	60	100	20/11/13 A	11/01/14 A	20/11/13 A	11/01/14 A	D-Q)					
Civil & Geotechnical Works													
SKW0651	Site Clearance	7	100	17/05/10 A	23/05/10 A	17/05/10 A	23/05/10 A						
SKW0652	Initial Survey	7	100	24/05/10 A	30/05/10 A	24/05/10 A	30/05/10 A						

Start date	05/05/10		Leader Civil Engineering Corp. Ltd. Contract No. DC/2009/13 Construction of Sewage Treatment Works at YSW & SKW 3-month Rolling Programme (Aug 2014 - Oct 2014)	Date	Revision	Checked	Approved
Finish date	30/11/16			31/07/14	Revision 0	RH	VC
Data date	01/08/14						
Run date	05/08/14						
Page number	11A						
c Primavera Systems, Inc.							

Activity ID	Description	Original Duration	Percent Complete	Early Start	Early Finish	Late Start	Late Finish	2014					
								MAY	JUN	JUL	AUG	SEP	OCT
SKW0661	Transplantation for uncommon vegetation	30	100	31/05/10 A	29/06/10 A	31/05/10 A	29/06/10 A						
SKW0681	Excavate to lower the working platform to +3mPD	49	100	30/06/10 A	17/08/10 A	30/06/10 A	17/08/10 A						
SKW0691	ELS to +2.2mPD	40	100	18/08/10 A	26/09/10 A	18/08/10 A	26/09/10 A						
SKW0721	Excavate to formation	270	100	17/09/10 A	13/06/11 A	17/09/10 A	13/06/11 A						
SKW0722	Construction of Manholes (VO. No. 21A)	107	95	28/10/13 A	01/11/14	28/10/13 A	08/07/14						
Structural Works													
SKW0741	RC Works for Structure	240	100	14/06/11 A	08/02/12 A	14/06/11 A	08/02/12 A						
SKW0841	ABWF works	60	100	09/02/12 A	08/04/12 A	09/02/12 A	08/04/12 A						
SKW0861	300mm U-channel & 675mm Step Channel	30	95	26/01/14 A	29/10/14	26/01/14 A	05/10/15						
E&M Works (PS1)													
Submission & Delivery													
E&M1001	Submission of Pumps	198	100	17/05/10 A	24/02/11 A	17/05/10 A	24/02/11 A						
E&M1002	Submission of Gen-Set	198	100	17/05/10 A	24/02/11 A	17/05/10 A	24/02/11 A						
E&M1003	Submission of DeO System	198	100	17/05/10 A	16/07/13 A	17/05/10 A	16/07/13 A						
E&M1004	Submission of LV SB & MCC	180	100	17/05/10 A	09/01/12 A	17/05/10 A	09/01/12 A						
E&M1005	Submission of Instrumentation	243	100	17/05/10 A	12/03/12 A	17/05/10 A	12/03/12 A						
E&M1006	Submission of FS System	243	100	17/05/10 A	30/09/12 A	17/05/10 A	30/09/12 A						
E&M1007	Submission of BS System	243	100	17/05/10 A	07/01/14 A	17/05/10 A	07/01/14 A						
E&M1011	Delivery of Pumps	150	100	24/02/11 A	21/07/11 A	24/02/11 A	21/07/11 A						
E&M1012	Delivery of Gen-Set	150	100	24/02/11 A	23/09/11 A	24/02/11 A	23/09/11 A						
E&M1013	Delivery of DeO System	150	100	11/07/11 A	28/10/11 A	11/07/11 A	28/10/11 A						
E&M1014	Delivery of LV SB & MCC	150	100	01/06/12 A	31/07/12 A	01/06/12 A	31/07/12 A						
E&M1015	Delivery of Instrumentation	90	100	01/11/11 A	03/11/11 A	01/11/11 A	03/11/11 A						
E&M1016	Delivery of FS Equipment	107	100	01/12/11 A	21/01/14 A	01/12/11 A	21/01/14 A						
E&M1017	Delivery of BS Equipment	107	100	15/11/11 A	28/01/14 A	15/11/11 A	28/01/14 A						
Installation, T&C													
E&M1101	Install Pumps	55	100	02/10/12 A	05/01/14 A	02/10/12 A	05/01/14 A						
E&M1102	Install Gen Set	55	100	02/10/12 A	05/05/13 A	02/10/12 A	05/05/13 A						
E&M1103	Install DeO System	55	100	03/12/12 A	02/01/14 A	03/12/12 A	02/01/14 A						
E&M1104	Install LV SB & MCC	55	100	02/01/13 A	26/03/13 A	02/01/13 A	26/03/13 A						
E&M1105	Install Instrumentation	55	100	01/11/12 A	28/01/14 A	01/11/12 A	28/01/14 A						
E&M1106	Install FS Equipment	55	100	02/10/12 A	30/01/14 A	02/10/12 A	30/01/14 A						
E&M1107	Install BS Equipment	55	100	02/10/12 A	08/01/14 A	02/10/12 A	08/01/14 A						
E&M1110	Install Valves, Pipes & Fittings	46	100	02/01/13 A	27/03/13 A	02/01/13 A	27/03/13 A						
E&M1130	Form 501 Submission to FSD	28	0	01/08/14	28/08/14	07/04/14	04/05/14						

Form 501 Submission to

Start date	05/05/10
Finish date	30/11/16
Data date	01/08/14
Run date	05/08/14
Page number	12A
c Primavera Systems, Inc.	

- Early bar
- Progress bar
- Critical bar
- Summary bar
- ▲ Progress point
- ▼ Critical point
- ◆ Summary point
- ◆ Start milestone point
- ◆ Finish milestone point

Leader Civil Engineering Corp. Ltd.
Contract No. DC/2009/13
Construction of Sewage Treatment Works at YSW & SKW
3-month Rolling Programme (Aug 2014 - Oct 2014)

Date	Revision	Checked	Approved
31/07/14	Revision 0	RH	VC

Activity ID	Description	Original Duration	Percent Complete	Early Start	Early Finish	Late Start	Late Finish	2014					
								MAY	JUN	JUL	AUG	SEP	OCT
E&M1140	Cabling Works	43	100	21/05/13 A	07/02/14 A	21/05/13 A	07/02/14 A						
E&M1150	Insulation Tests of Cables and Cable Termination	7	100	25/06/13 A	09/02/14 A	25/06/13 A	09/02/14 A	Cable Termination					
E&M1160	Engergization	3	100	01/07/13 A	02/08/13 A	01/07/13 A	02/08/13 A						
E&M1170	Functional and Performance Tests of Equipment	30	70	02/01/13 A	09/08/14	02/01/13 A	04/05/14	Functional and Performance Tests					
E&M11800	Commissioning Test	60	0	29/08/14	27/10/14	05/05/14	03/07/14						
Section W6 - Sewer and PS No.2 in Portions E&H													
Civil & Geotechnical Works													
SKW0881	Site Clearance	7	100	17/05/10 A	23/05/10 A	17/05/10 A	23/05/10 A						
SKW0891	Plant mobilization	7	100	17/05/10 A	23/05/10 A	17/05/10 A	23/05/10 A						
SKW0892	Initial Survey	30	100	24/05/10 A	22/06/10 A	24/05/10 A	22/06/10 A						
SKW0901	Tree Transplantation	90	100	23/06/10 A	20/09/10 A	23/06/10 A	20/09/10 A						
SKW0921	Cut Slope & U-Channel	14	100	21/09/10 A	04/10/10 A	21/09/10 A	04/10/10 A						
SKW0931	Hoarding & Fencing	14	100	05/10/10 A	18/10/10 A	05/10/10 A	18/10/10 A						
SKW0950	Removal of Rock Boulders before ELS	66	100	19/10/10 A	23/12/10 A	19/10/10 A	23/12/10 A						
SKW0951	ELS & Excavate to formation	169	100	24/12/10 A	10/06/11 A	24/12/10 A	10/06/11 A						
SKW0961	Mass Conc. Retaining Wall	90	100	16/01/13 A	06/01/14 A	16/01/13 A	06/01/14 A						
SKW1491	LCS (ChA0+45 to 1+75) VO.7	90	100	24/03/12 A	21/06/12 A	24/03/12 A	21/06/12 A						
SKW15111	Twin DN150 DI Rising Main (ChA1+75 - ChA5+79)	180	100	22/06/12 A	30/11/12 A	22/06/12 A	30/11/12 A						
SKW15112	Twin DN150 DI Rising Main (ChA0+00 - ChA0+45)	30	100	01/02/13 A	03/01/14 A	01/02/13 A	03/01/14 A	+45)					
SKW1531	Extent village sewers S163.1 & S164.1	34	100	30/11/12 A	10/01/13 A	30/11/12 A	10/01/13 A						
SKW1581	Construct Manhole no. S163 & S164	34	100	11/01/13 A	28/02/13 A	11/01/13 A	28/02/13 A						
Structural Works													
SKW0971	Structural Works (Phase 1)	245	100	11/06/11 A	10/02/12 A	11/06/11 A	10/02/12 A						
SKW1021	Structural Works (Phase 2)	42	100	11/02/12 A	23/03/12 A	11/02/12 A	23/03/12 A						
SKW1061	ABWF Works	90	100	24/03/12 A	21/06/12 A	24/03/12 A	21/06/12 A						
SKW1081	375mm U-channel/catchpits/outfall	30	100	22/06/12 A	31/01/13 A	22/06/12 A	31/01/13 A						
E&M Works (PS2)													
Submission & Delivery													
E&M2001	Submission of Pumps	198	100	17/05/10 A	24/02/11 A	17/05/10 A	24/02/11 A						
E&M2002	Submission of Gen-Set	198	100	17/05/10 A	24/02/11 A	17/05/10 A	24/02/11 A						
E&M2003	Submission of DeO System	198	100	17/05/10 A	11/07/11 A	17/05/10 A	11/07/11 A						
E&M2004	Submission of LV SB & MCC	271	100	17/05/10 A	30/06/12 A	17/05/10 A	30/06/12 A						
E&M2005	Submission of Instrumentation	243	100	17/05/10 A	30/06/12 A	17/05/10 A	30/06/12 A						
E&M2006	Submission of FS System	243	100	17/05/10 A	07/01/14 A	17/05/10 A	07/01/14 A						
E&M2007	Submission of BS System	243	100	17/05/10 A	07/01/14 A	17/05/10 A	07/01/14 A						

Start date	05/05/10
Finish date	30/11/16
Data date	01/08/14
Run date	05/08/14
Page number	13A
c Primavera Systems, Inc.	

- Early bar
- Progress bar
- Critical bar
- Summary bar
- ▲ Progress point
- ▼ Critical point
- ◆ Summary point
- ◆ Start milestone point
- ◆ Finish milestone point

Leader Civil Engineering Corp. Ltd.
Contract No. DC/2009/13
Construction of Sewage Treatment Works at YSW & SKW
3-month Rolling Programme (Aug 2014 - Oct 2014)

Date	Revision	Checked	Approved
31/07/14	Revision 0	RH	VC

Activity ID	Description	Original Duration	Percent Complete	Early Start	Early Finish	Late Start	Late Finish	2014					
								MAY	JUN	JUL	AUG	SEP	OCT
E&M2011	Delivery of Pumps	150	100	24/02/11 A	21/07/11 A	24/02/11 A	21/07/11 A						
E&M2012	Delivery of Gen-Set	150	100	24/02/11 A	23/09/11 A	24/02/11 A	23/09/11 A						
E&M2013	Delivery of DeO System	150	100	11/07/11 A	28/10/11 A	11/07/11 A	28/10/11 A						
E&M2014	Delivery of LV SB & MCC	150	100	29/02/12 A	31/07/12 A	29/02/12 A	31/07/12 A						
E&M2015	Delivery of Instrumentation	90	100	21/06/11 A	03/11/11 A	21/06/11 A	03/11/11 A						
E&M2016	Delivery of FS Equipment	107	100	01/12/11 A	28/01/14 A	01/12/11 A	28/01/14 A						
E&M2017	Delivery of BS Equipment	107	100	15/01/11 A	28/01/14 A	15/01/11 A	28/01/14 A						
Installation, T&C													
E&M2101	Install Pumps	55	100	02/10/12 A	10/01/14 A	02/10/12 A	10/01/14 A						
E&M2102	Install Gen Set	55	100	01/09/12 A	05/05/13 A	01/09/12 A	05/05/13 A						
E&M2103	Install DeO System	55	100	03/12/12 A	05/01/14 A	03/12/12 A	05/01/14 A						
E&M2104	Install LV SB & MCC	55	100	02/01/13 A	31/01/13 A	02/01/13 A	31/01/13 A						
E&M2105	Install Instrumentation	55	100	31/05/13 A	01/02/14 A	31/05/13 A	01/02/14 A						
E&M2106	Install FS Equipment	55	100	02/10/12 A	27/02/14 A	02/10/12 A	27/02/14 A						
E&M2107	Install BS Equipment	55	100	01/09/12 A	05/02/14 A	01/09/12 A	05/02/14 A						
E&M2110	Install Valves, Pipes & Fittings	46	100	02/01/13 A	31/01/13 A	02/01/13 A	31/01/13 A						
E&M2120	Hydraulic Test of Pipeworks	7	100	02/01/13 A	31/01/13 A	02/01/13 A	31/01/13 A						
E&M2130	Form 501 Submission to FSD	28	0	01/08/14	28/08/14	13/01/13	09/02/13						
E&M2140	Cabling Works	43	100	01/02/13 A	08/03/14 A	01/02/13 A	08/03/14 A						
E&M2150	Insulation Tests of Cables and Cable Termination	7	100	01/02/13 A	11/03/14 A	01/02/13 A	11/03/14 A						
E&M2160	Engergization	3	100	01/02/13 A	25/03/13 A	01/02/13 A	25/03/13 A						
E&M2170	Functional and Performance Tests of Equipment	30	85	15/01/13 A	05/08/14	15/01/13 A	11/12/12						
E&M2180	Commissioning Test	60	0	29/08/14	27/10/14	12/12/12	09/02/13						
Section W7 - SKW STW, Sewer and Submarine Outfall													
Submarine Outfall													
SKW1130	Approval of IHS Consultant	180	100	17/05/10 A	27/08/10 A	17/05/10 A	27/08/10 A						
SKW1131	Hydrographical Survey (SKW)	300	100	01/02/11 A	28/02/11 A	01/02/11 A	28/02/11 A						
SKW1141	Baseline Monitoring (Water)	213	100	27/07/10 A	31/12/10 A	27/07/10 A	31/12/10 A						
SKW1151	Set up Temporary Working Platform	90	100	15/06/11 A	30/09/11 A	15/06/11 A	30/09/11 A						
SKW1171	ELS for HDD Set-up (SKW)	90	100	01/09/11 A	30/09/11 A	01/09/11 A	30/09/11 A						
SKW1181	Mobilization of HDD plant & equipment to SKW	8	100	06/01/12 A	07/01/12 A	06/01/12 A	07/01/12 A						
SKW1191	Setting up at drillhole location	7	100	09/01/12 A	14/01/12 A	09/01/12 A	14/01/12 A						
SKW1201	Drill pilot hole and reaming hole - NS280 - 750m	33	100	16/01/12 A	16/02/12 A	16/01/12 A	16/02/12 A						
SKW1211	Receiving Pit for HDD (SKW)	13	100	16/01/12 A	29/02/12 A	16/01/12 A	29/02/12 A						
SKW1221	Installaiton of NS280 HDPE 450mm dia. pipe	61	100	31/03/12 A	30/04/12 A	31/03/12 A	30/04/12 A						

Start date	05/05/10
Finish date	30/11/16
Data date	01/08/14
Run date	05/08/14
Page number	14A
c Primavera Systems, Inc.	

- Early bar
- Progress bar
- Critical bar
- Summary bar
- ▲ Progress point
- ▼ Critical point
- ◆ Summary point
- ◆ Start milestone point
- ◆ Finish milestone point

Leader Civil Engineering Corp. Ltd.
Contract No. DC/2009/13
Construction of Sewage Treatment Works at YSW & SKW
3-month Rolling Programme (Aug 2014 - Oct 2014)

Date	Revision	Checked	Approved
31/07/14	Revision 0	RH	VC

Activity ID	Description	Original Duration	Percent Complete	Early Start	Early Finish	Late Start	Late Finish	2014					
								MAY	JUN	JUL	AUG	SEP	OCT
SKW1231	Removal of Receiving Platform	50	100	01/05/12 A	19/06/12 A	01/05/12 A	19/06/12 A						
SKW1241	Dredging of MD for Diffuser (PS CL 1.122(3))	16	100	20/06/12 A	05/07/12 A	20/06/12 A	05/07/12 A						
SKW1251	Diffuser Construction	77	100	01/09/12 A	16/11/12 A	01/09/12 A	16/11/12 A						
SKW1431	Removal of silt curtain	1	100	17/11/12 A	17/11/12 A	17/11/12 A	17/11/12 A						
SKW1440	Sewer of Outfall Chamber to connection pit VO37A	90	100	31/12/12 A	04/01/14 A	31/12/12 A	04/01/14 A						
SKW1441	Sewer of Connection Pit to Outfall VO45	177	100	05/06/13 A	30/01/14 A	05/06/13 A	30/01/14 A						
SKW STW													
Submission & Delivery (E&M)													
E&M3010	Delivery of MBR M.M. - 1st shipment for Temp STP	150	100	24/02/11 A	17/10/11 A	24/02/11 A	17/10/11 A						
E&M3030	Delivery of Grit Removal Equipment	180	100	10/10/11 A	29/12/11 A	10/10/11 A	29/12/11 A						
E&M3060	Delivery of Fine Screens	136	100	12/09/11 A	30/11/11 A	12/09/11 A	30/11/11 A						
E&M3070	Delivery of Pumps	136	100	23/06/11 A	05/09/11 A	23/06/11 A	05/09/11 A						
E&M3080	Delivery of Submersible Mixers	180	100	26/07/11 A	17/11/11 A	26/07/11 A	17/11/11 A						
E&M3090	Delivery of Sludge Dewatering Equipment	210	100	01/09/11 A	03/03/14 A	01/09/11 A	03/03/14 A						
E&M3100	Delivery of Valves, Pipes & Fittings	180	100	30/08/11 A	06/07/14 A	30/08/11 A	06/07/14 A						
E&M3110	Delivery of Penstocks	180	100	12/08/11 A	24/12/11 A	12/08/11 A	24/12/11 A						
E&M3130	Delivery of instruments	180	100	21/06/11 A	03/11/11 A	21/06/11 A	03/11/11 A						
E&M3140	Delivery of MCC LVSB	180	100	01/01/14 A	30/06/14 A	01/01/14 A	30/06/14 A						
E&M3150	Delivery of BS Equipment	180	100	03/07/12 A	20/07/14 A	03/07/12 A	20/07/14 A						
E&M3160	Delivery of FS Equipment	180	100	30/06/12 A	06/08/14 A	30/06/12 A	06/08/14 A						
Construction of Grid A-G													
SKW1261	Excavate for SKW STW Structure (Grid A -G)	164	100	28/03/12 A	31/08/12 A	28/03/12 A	31/08/12 A						
SKW1271	55 M3 Fire Sprinkle Water Tank (FL +0.9 mPD)	36	100	03/07/12 A	31/07/12 A	03/07/12 A	31/07/12 A						
SKW1281	Ground Floor Slab (Grid A-G)	46	100	03/07/12 A	31/07/12 A	03/07/12 A	31/07/12 A						
SKW1291	Columns & Walls to 1/F & 1/F Slab (Grid A-G)	50	100	03/07/12 A	31/07/12 A	03/07/12 A	31/07/12 A						
SKW1301	Columns & Walls to R/F & R/F Slab (Grid A-G)	50	100	01/09/12 A	31/01/13 A	01/09/12 A	31/01/13 A						
SKW1411	ABWF Works	105	95	01/02/13 A	05/08/14	01/02/13 A	20/11/13						
Construction of Grid G-N													
SKW1311	Excavate for SKW STW Structure (Grid G-N)	90	100	28/03/12 A	25/06/12 A	28/03/12 A	25/06/12 A						
SKW1321	Equalization Tank no.1 & 2 with base slabs (-2.1	42	100	26/06/12 A	30/09/12 A	26/06/12 A	30/09/12 A						
SKW1331	Columns & Walls from B/S to G/F Slab (Grid G-N)	35	100	01/09/12 A	30/09/12 A	01/09/12 A	30/09/12 A						
SKW1341	Ground Floor Slab (Grid G-N)	35	100	01/09/12 A	17/12/12 A	01/09/12 A	17/12/12 A						
SKW1351	Columns & Walls to 1/F & 1/F Slab (Grid G-N)	28	100	01/11/12 A	15/01/13 A	01/11/12 A	15/01/13 A						
SKW1361	Columns & Walls to R/F & R/F Slab (Grid G-N)	35	100	01/11/12 A	03/08/13 A	01/11/12 A	03/08/13 A						
SKW1451	ABWF Works	54	90	05/06/13 A	05/08/14	05/06/13 A	02/11/13						

Start date	05/05/10
Finish date	30/11/16
Data date	01/08/14
Run date	05/08/14
Page number	15A
c Primavera Systems, Inc.	

- Early bar
- Progress bar
- Critical bar
- Summary bar
- ▲ Progress point
- ▼ Critical point
- ◆ Summary point
- ◆ Start milestone point
- ◆ Finish milestone point

Leader Civil Engineering Corp. Ltd.
Contract No. DC/2009/13
Construction of Sewage Treatment Works at YSW & SKW
3-month Rolling Programme (Aug 2014 - Oct 2014)

Date	Revision	Checked	Approved
31/07/14	Revision 0	RH	VC

Activity ID	Description	Original Duration	Percent Complete	Early Start	Early Finish	Late Start	Late Finish	2014						
								MAY	JUN	JUL	AUG	SEP	OCT	
Construction of Grid N-T														
SKW1371	Excavate for SKW STW Structure (Grid N-T)	97	100	03/07/12 A	25/01/13 A	03/07/12 A	25/01/13 A							
SKW1381	Ground Floor Slabs include MBR Tank (Grid N-T)	58	100	02/10/12 A	31/01/13 A	02/10/12 A	31/01/13 A							
SKW1391	Columns & Walls to 1/F & 1/F Slab (Grid N-T)	35	100	31/05/13 A	05/07/13 A	31/05/13 A	05/07/13 A							
SKW1401	Columns & Walls to R/F & R/F Slab (Grid N-T)	35	100	03/07/13 A	15/09/13 A	03/07/13 A	15/09/13 A							
SKW1421	ABWF Works	60	70	06/08/13 A	23/08/14	06/08/13 A	20/11/13							
SKW1551	Drainage (SSMH1-SSMH7)	35	0	15/07/14 A	27/09/14	15/07/14 A	25/12/13							
SKW1561	Sewer (SMFH1-SMFH2, SMFH3-SMFH7)	220	70	27/03/14 A	02/12/14	27/03/14 A	01/03/14							
SKW1571	Roadwork & Drainage Channel (SKW)	220	0	03/12/14	10/07/15	02/03/14	07/10/14							
SKW STW - E&M Works														
E&M3170	Install Membrane Modules in MBR Tank No. 1 to 2	100	95	14/01/14 A	10/08/14	14/01/14 A	03/05/14							
E&M3190	Install Grit Removal Equipment	60	90	15/03/14 A	17/08/14	15/03/14 A	30/01/14							
E&M3210	Install Fine Screens	60	90	14/01/14 A	11/08/14	14/01/14 A	25/11/13							
E&M3220	Install Pumps	75	45	15/03/14 A	21/09/14	15/03/14 A	05/01/14							
E&M3230	Install Submersible Mixers	45	45	29/05/14 A	16/10/14	29/05/14 A	30/01/14							
E&M3240	Install Sludge Dewatering Equipment	74	35	04/03/14 A	10/10/14	04/03/14 A	01/04/14							
E&M3250	Install Valves, Pipes & Fittings	75	55	13/07/14 A	19/11/14	13/07/14 A	05/03/14							
E&M3260	Install Penstocks	135	100	05/03/14 A	15/10/14 A	05/03/14 A	15/10/14 A							
E&M3261	Install SAT of MCC & LVSB	174	100	30/06/14 A	21/12/14 A	30/06/14 A	21/12/14 A							
E&M3270	Install instruments	60	25	26/09/14 A	03/01/15	26/09/14 A	03/05/14							
E&M3291	Install BS Equipment	180	55	28/07/14 A	05/01/15	28/07/14 A	02/06/14							
E&M3300	Install FS Equipment	161	50	06/08/14 A	05/01/15	06/08/14 A	02/06/14							
E&M3310	Hydraulic Tests of Pipeworks	90	0	20/11/14	17/02/15	06/03/14	03/06/14							
E&M3311	Cabling Works	47	35	21/12/14 A	03/02/15	21/12/14 A	02/06/14							
E&M3320	Cabling Works for Dewatering Equipment	47	0	17/10/14	02/12/14	02/04/14	18/05/14							
E&M3321	Insulation Tests of Cables and Cable Termination	21	30	06/02/15 A	17/12/14	06/02/15 A	02/06/14							
E&M3331	Energization	1	0	03/02/15	04/02/15	03/06/14	03/06/14							
E&M3359	Functional and Performance Tests of Equipment	35	0	18/02/15	24/03/15	04/06/14	08/07/14							
E&M3360	T&C Period	91	0	25/03/15	23/06/15	09/07/14	07/10/14							
E&M3370	Trial Operation Period	456	0	24/06/15	30/11/16	24/06/15	30/11/16							
Rising Main														
SKW1481	Subm, Approval & Delivery of DI pipes	120	100	17/05/10 A	13/09/10 A	17/05/10 A	13/09/10 A							
SKW1501	LCS (ChB0+00 - ChB1+20)	300	100	14/09/10 A	10/07/11 A	14/09/10 A	10/07/11 A							
SKW1521	Twin DN150 DI Rising Main (ChB0+00 - ChA4+55)	250	90	11/07/11 A	25/08/14	11/07/11 A	07/10/14							

Start date	05/05/10
Finish date	30/11/16
Data date	01/08/14
Run date	05/08/14
Page number	16A
c Primavera Systems, Inc.	

	Early bar
	Progress bar
	Critical bar
	Summary bar
	Progress point
	Critical point
	Summary point
	Start milestone point
	Finish milestone point

Leader Civil Engineering Corp. Ltd.
Contract No. DC/2009/13
Construction of Sewage Treatment Works at YSW & SKW
3-month Rolling Programme (Aug 2014 - Oct 2014)

Date	Revision	Checked	Approved
31/07/14	Revision 0	RH	VC

Activity ID	Description	Original Duration	Percent Complete	Early Start	Early Finish	Late Start	Late Finish	2014					
								MAY	JUN	JUL	AUG	SEP	OCT
Section W8 - Landscape Softworks in All Portions													
SKW1591	Tree Survey	21	100	17/05/10 A	06/06/10 A	17/05/10 A	06/06/10 A						
SKW1611	Preservation & Protection of Trees	1053	99	17/05/10 A	11/08/14	17/05/10 A	11/08/14						Preservation & Protection of Tre
SKW1621	Transplantation at SKW	90	100	07/06/10 A	04/09/10 A	07/06/10 A	04/09/10 A						
Section W9 - Establishment Works in All Portions													
SKW1631	Section W9 - Establishment Works	194	0	12/08/14	21/02/15	12/08/14	21/02/15						

Start date	05/05/10
Finish date	30/11/16
Data date	01/08/14
Run date	05/08/14
Page number	17A
c Primavera Systems, Inc.	

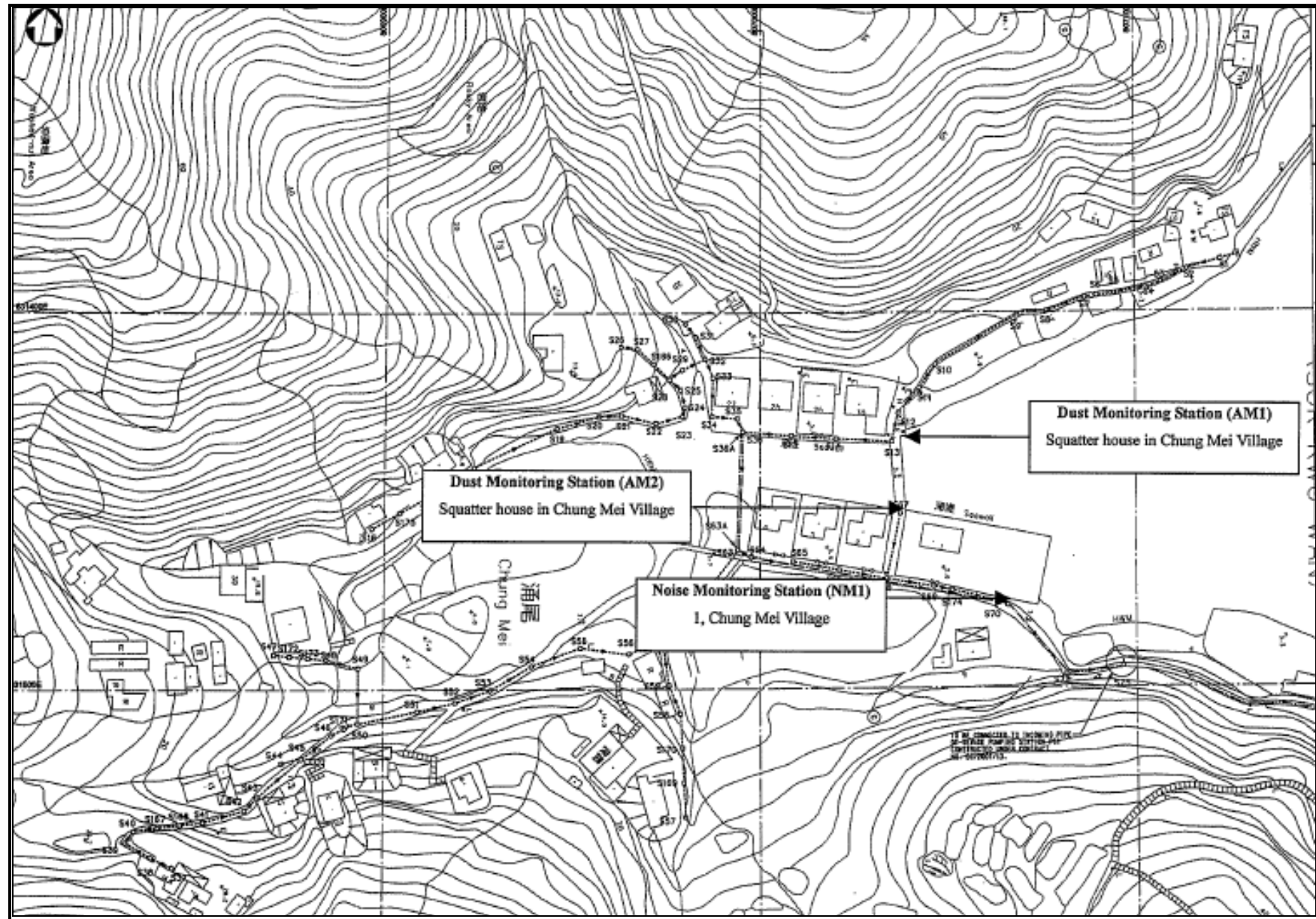
- Early bar
- Progress bar
- Critical bar
- Summary bar
- ▲ Progress point
- ▼ Critical point
- ◆ Summary point
- ◆ Start milestone point
- ◆ Finish milestone point

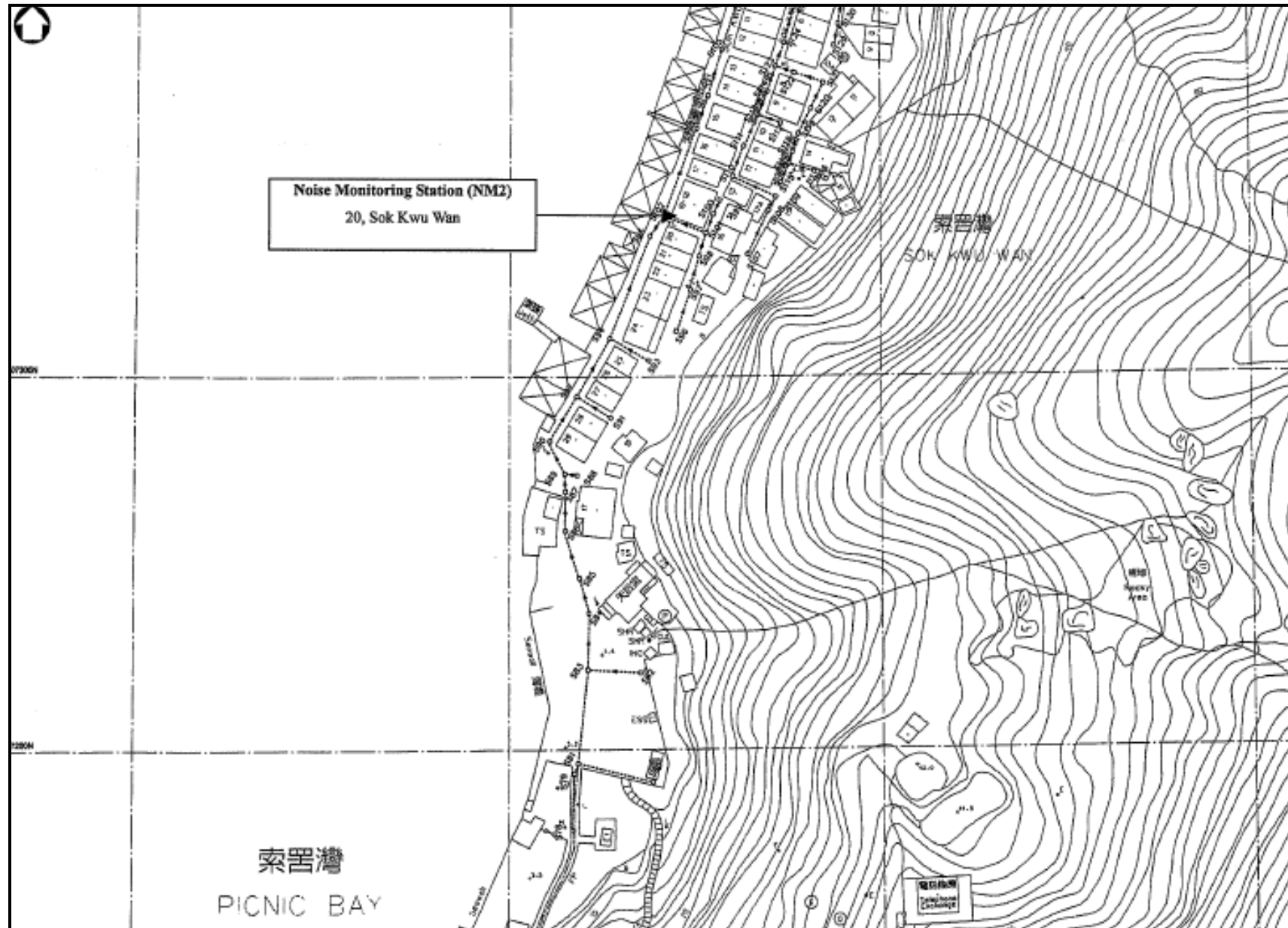
Leader Civil Engineering Corp. Ltd.
Contract No. DC/2009/13
Construction of Sewage Treatment Works at YSW & SKW
3-month Rolling Programme (Aug 2014 - Oct 2014)

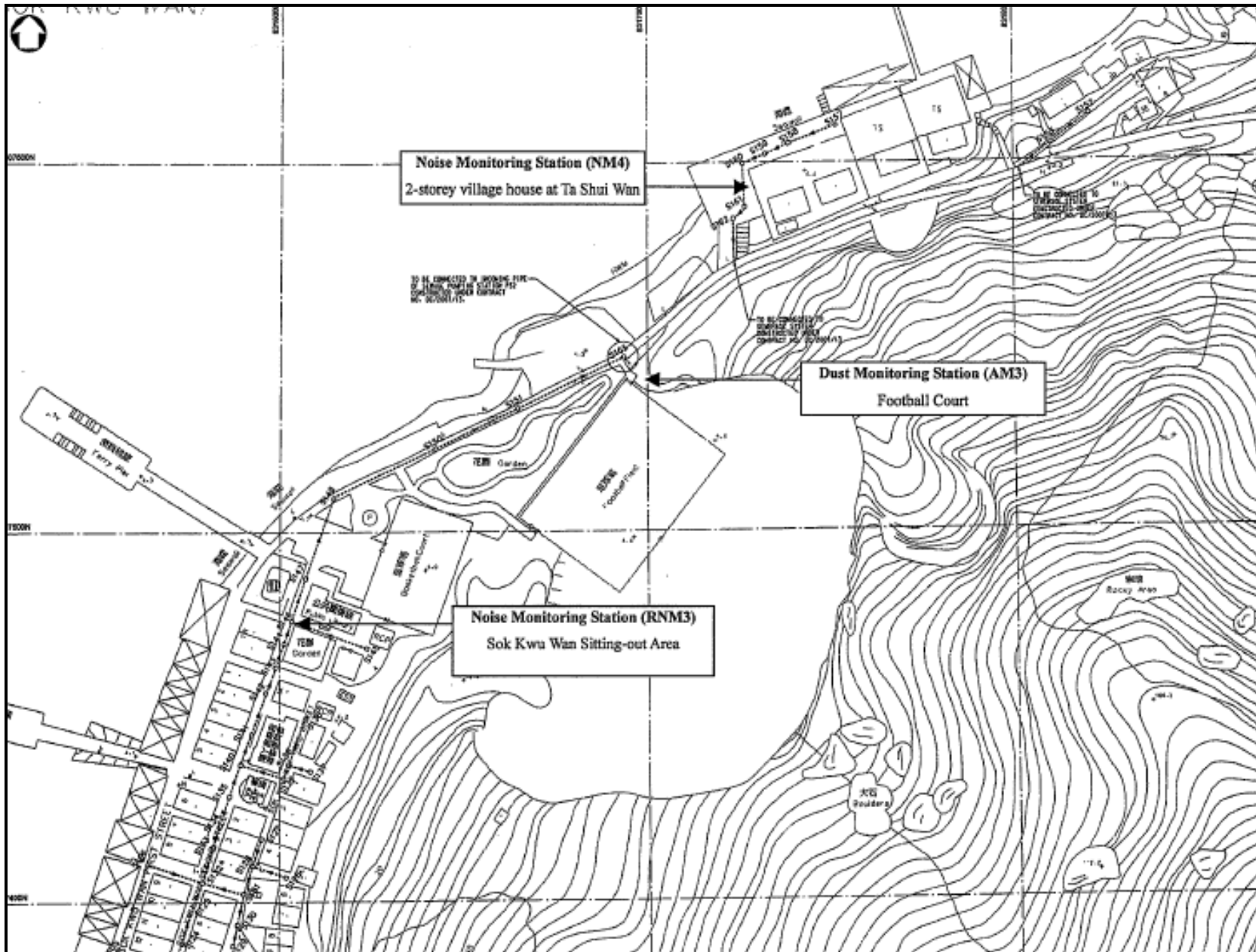
Date	Revision	Checked	Approved
31/07/14	Revision 0	RH	VC

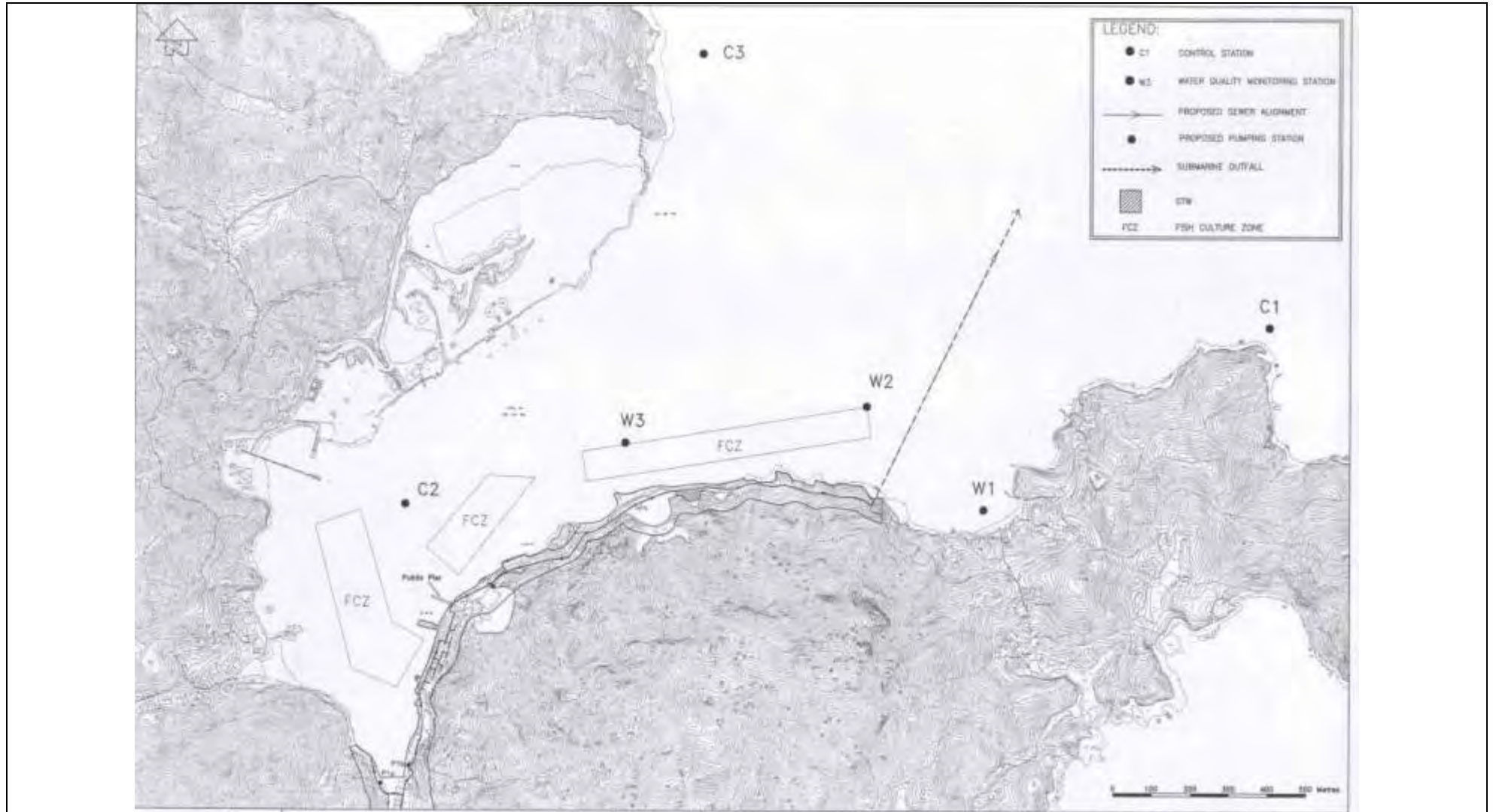
Appendix D

Location of Monitoring Stations (Air Quality / Construction Noise / Water Quality)









Appendix E

Monitoring Equipments Calibration Certificate

CALIBRATION CERTIFICATE

Date: May 30, 2014

Equipment Name	: Laser Dust Monitor, Model LD-3B (EQ118)
Code No.	: 080000-42
Quantity	: 1 unit
Serial No.	: 456662
Sensitivity	: 0.001 mg/m ³
Sensitivity Adjustment	: 591 CPM
Scale Setting	: May 24, 2014

We hereby certify that the avobe mentioned instrmt has been calibrated satisfactory.

Sincerely

SIBATA SCIENTIFIC TECHNOLOGY LTD.



Kentaro Togo

Overseas Sales Division



CERTIFICATE OF CALIBRATION AND TESTING

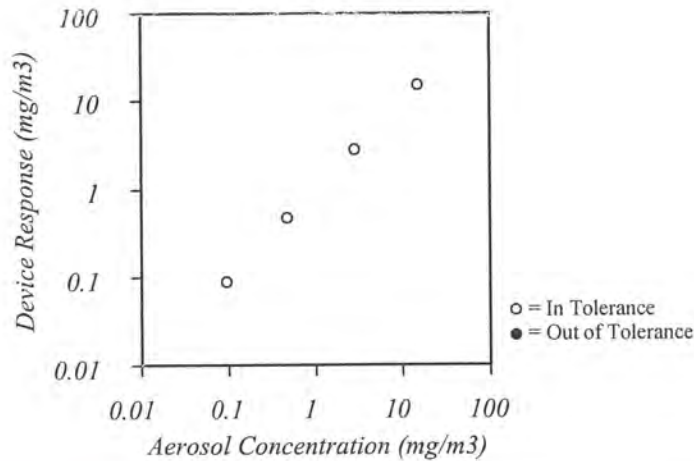
TSI Incorporated, 500 Cardigan Road, Shoreview, MN 55126 USA
Tel: 1-800-874-2811 1-651-490-2811 Fax: 1-651-490-3824 http://www.tsi.com

Environment Condition			Model	8520
Temperature	74.7 (23.7)	°F (°C)	Serial Number	21060
Relative Humidity	27	%RH		
Barometric Pressure	28.97 (981.0)	inHg (hPa)		

As Left
 As Found

In Tolerance
 Out of Tolerance

Concentration Linearity Plot



System ID: DT1101-02

Zero Stability Results

Average: <i>0.00</i> :mg/m ³	Minimum: <i>0.00</i> :mg/m ³	Maximum: <i>0.00</i> :mg/m ³	Time: <i>2.07</i> :hrs.
--	--	--	----------------------------

TSI Incorporated does hereby certify that all materials, components, and workmanship used in the manufacture of this equipment are in strict accordance with the applicable specifications agreed upon by TSI and the customer and with all published specifications. All performance and acceptance tests required under this contract were successfully conducted according to required specifications. There is no NIST standard for optical mass measurements. Calibration of this instrument performed by TSI has been done using emery oil and has been nominally adjusted to respirable mass of standard ISO 12103-1, A1 test dust (Arizona dust). Our calibration ratio is greater than 1.2:1

Measurement Variable	System ID	Last Cal.	Cal. Due	Measurement Variable	System ID	Last Cal.	Cal. Due
Barometric Pressure	E003733	03-12-13	03-12-14	Temperature	E002873	11-08-12	11-08-13
Humidity	E002873	11-08-12	11-08-13	DC Voltage	E003314	01-02-13	01-02-14
DC Voltage	E003315	01-02-13	01-02-14	Photometer	E003319	08-14-13	02-14-14
Microbalance	M001324	01-04-13	01-04-15	Pressure	E003511	11-07-12	11-07-13
Flowmeter	E002006	03-05-13	03-05-14				

[Signature]
Calibrated

Final Function
Check

October 22, 2013

Date

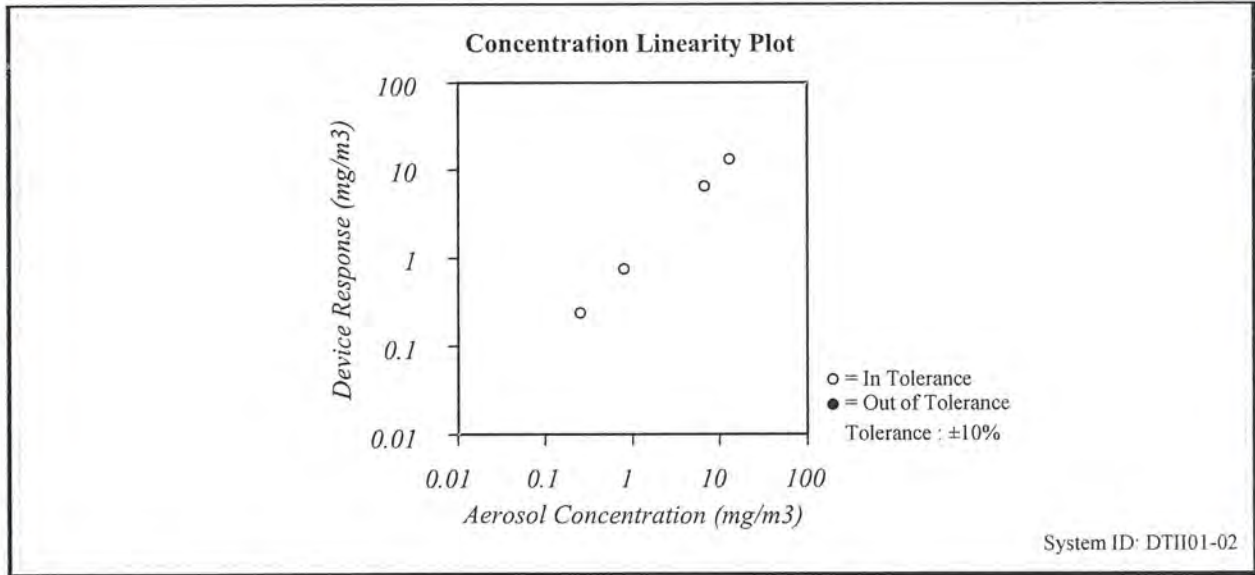


CERTIFICATE OF CALIBRATION AND TESTING

TSI Incorporated, 500 Cardigan Road, Shoreview, MN 55126 USA
 Tel: 1-800-874-2811 1-651-490-2811 Fax: 1-651-490-3824 <http://www.tsi.com>

Environment Condition			Model	AM510
Temperature	72.9 (22.7)	°F (°C)	Serial Number	11008060
Relative Humidity	40	%RH		
Barometric Pressure	28.86 (977.3)	inHg (hPa)		

<input checked="" type="checkbox"/> As Left	<input checked="" type="checkbox"/> In Tolerance
<input type="checkbox"/> As Found	<input type="checkbox"/> Out of Tolerance



TSI Incorporated does hereby certify that all materials, components, and workmanship used in the manufacture of this equipment are in strict accordance with the applicable specifications agreed upon by TSI and the customer and with all published specifications. All performance and acceptance tests required under this contract were successfully conducted according to required specifications. There is no NIST standard for optical mass measurements. Calibration of this instrument performed by TSI has been done using emery oil and has been nominally adjusted to respirable mass of standard ISO 12103-1, A1 test dust (Arizona dust). Our calibration ratio is greater than 1.2:1

<table border="0"> <thead> <tr> <th>Measurement Variable</th> <th>System ID</th> <th>Last Cal.</th> <th>Cal. Due</th> </tr> </thead> <tbody> <tr> <td>Barometric Pressure</td> <td>E003733</td> <td>03-27-14</td> <td>03-27-15</td> </tr> <tr> <td>Humidity</td> <td>E002873</td> <td>11-05-13</td> <td>11-05-14</td> </tr> <tr> <td>DC Voltage</td> <td>E003315</td> <td>01-03-14</td> <td>01-03-15</td> </tr> <tr> <td>Microbalance</td> <td>M001324</td> <td>01-04-13</td> <td>01-04-15</td> </tr> <tr> <td>Flowmeter</td> <td>E002471</td> <td>04-30-14</td> <td>04-30-15</td> </tr> </tbody> </table>	Measurement Variable	System ID	Last Cal.	Cal. Due	Barometric Pressure	E003733	03-27-14	03-27-15	Humidity	E002873	11-05-13	11-05-14	DC Voltage	E003315	01-03-14	01-03-15	Microbalance	M001324	01-04-13	01-04-15	Flowmeter	E002471	04-30-14	04-30-15	<table border="0"> <thead> <tr> <th>Measurement Variable</th> <th>System ID</th> <th>Last Cal.</th> <th>Cal. Due</th> </tr> </thead> <tbody> <tr> <td>Temperature</td> <td>E002873</td> <td>11-05-13</td> <td>11-05-14</td> </tr> <tr> <td>DC Voltage</td> <td>E003314</td> <td>01-03-14</td> <td>01-03-15</td> </tr> <tr> <td>Photometer</td> <td>E003319</td> <td>02-11-14</td> <td>08-11-14</td> </tr> <tr> <td>Pressure</td> <td>E003511</td> <td>11-04-13</td> <td>11-04-14</td> </tr> </tbody> </table>	Measurement Variable	System ID	Last Cal.	Cal. Due	Temperature	E002873	11-05-13	11-05-14	DC Voltage	E003314	01-03-14	01-03-15	Photometer	E003319	02-11-14	08-11-14	Pressure	E003511	11-04-13	11-04-14
Measurement Variable	System ID	Last Cal.	Cal. Due																																										
Barometric Pressure	E003733	03-27-14	03-27-15																																										
Humidity	E002873	11-05-13	11-05-14																																										
DC Voltage	E003315	01-03-14	01-03-15																																										
Microbalance	M001324	01-04-13	01-04-15																																										
Flowmeter	E002471	04-30-14	04-30-15																																										
Measurement Variable	System ID	Last Cal.	Cal. Due																																										
Temperature	E002873	11-05-13	11-05-14																																										
DC Voltage	E003314	01-03-14	01-03-15																																										
Photometer	E003319	02-11-14	08-11-14																																										
Pressure	E003511	11-04-13	11-04-14																																										

Amanda Shaw

 Calibrated

Final Function Check

June 12, 2014

 Date



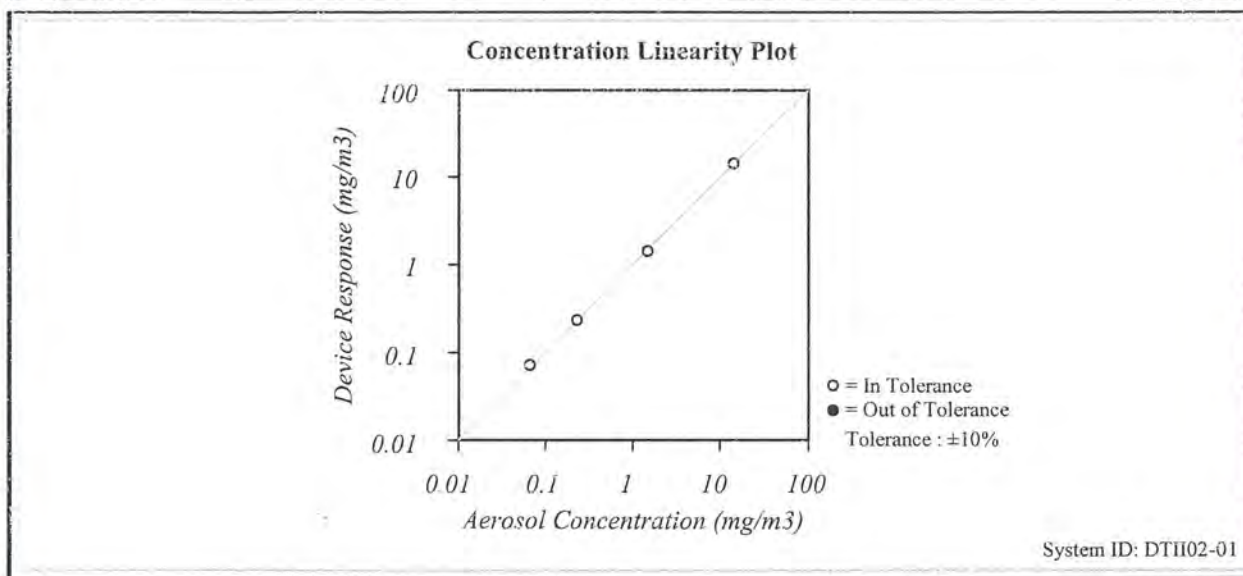
CERTIFICATE OF CALIBRATION AND TESTING

TSI Instruments Ltd, Stirling Road, Cressex Business Park
High Wycombe Bucks HP12 3ST England
Tel: (Int +44) (UK 0) 1494 459200 Fax: (Int +44) (UK 0) 1494 459700 <http://www.tsiinc.co.uk>

Environment Condition			Model	AM510
Temperature	21.9	°C	Serial Number	11008018
Relative Humidity	46.61	%RH		
Barometric Pressure	1001.7	hPa		

As Left
 As Found

In Tolerance
 Out of Tolerance



TSI Incorporated does hereby certify that all materials, components, and workmanship used in the manufacture of this equipment are in strict accordance with the applicable specifications agreed upon by TSI and the customer and with all published specifications. All performance and acceptance tests required under this contract were successfully conducted according to required specifications. There is no NIST standard for optical mass measurements. Calibration of this instrument performed by TSI has been done using emery oil and has been nominally adjusted to respirable mass of standard ISO 12103-1, A1 test dust (Arizona dust). Our calibration ratio is greater than 1.2:1

Measurement Variable	System ID	Last Cal.	Cal. Due	Measurement Variable	System ID	Last Cal.	Cal. Due
Barometric Pressure	E006013	17-03-14	17-03-15	Temperature	E006014	17-03-14	17-05-15
Humidity	E006014	17-03-14	17-03-15	Photometer	E003336	24-02-14	24-08-14
Microbalance	UK WB13D0013	06-01-14	06-01-15	Flow and Temperature	E006128	23-01-14	23-01-15
Pressure	E006013	17-03-14	17-03-15	DC Voltage	E003323	24-10-13	24-10-14
DC Voltage	E003322	24-10-13	24-10-14				

Calibrated

Final Function
Check

23 July, 2014

Date



ALS Laboratory Group

ANALYTICAL CHEMISTRY & TESTING SERVICES

SUB-CONTRACTING REPORT

CONTACT	: MR T W TAM	WORK ORDER	: HK1415922
CLIENT	: ACTION UNITED ENVIRO SERVICES	SUB-BATCH	: 1
ADDRESS	: RM A 20/F., GOLD KING IND BLDG, NO. 35-41 TAI LIN PAI ROAD, KWAI CHUNG, N.T. HONG KONG	DATE RECEIVED	: 23-JAN-2014
PROJECT	: ----	DATE OF ISSUE	: 23-MAY-2014
		NO. OF SAMPLES	: 1
		CLIENT ORDER	: ----

General Comments

- Sample(s) were received in an ambient condition.
- Calibration was analysed by Action United Enviro Services.
- Sample(s) analysed and reported on an as received basis.

Signatories

This document has been electronically signed by those names that appear on this report and are the authorised signatories. Electronic signing has been carried out in compliance with procedures specified in the Electronic Transactions Ordinance of Hong Kong, Chapter 553, Section 6.

Signatories

Position

Richard Fung  General Manager

This is the Final Report and supersedes any preliminary report with this batch number.
Results apply to sample(s) as submitted. All pages of this report have been checked and approved for release.

WORK ORDER : HK1415922
SUB-BATCH : 1
CLIENT : ACTION UNITED ENVIRO SERVICES
PROJECT : ----



ALS Lab ID	Client's Sample ID	Sample Type	Sample Date	External Lab Report No.
HK1415922-001	S/N: 366410	AIR	23-JAN-2014	S/N: 366410

Equipment Calibration Record

Equipment Calibrated:

Type: Laser Dust monitor
 Manufacturer: Sibata LD-3B
 Serial No. 366410
 Equipment Ref: EQ110
 Job Order _____

Standard Equipment:

Standard Equipment: Higher Volume Sampler
 Location & Location ID: AUES office (calibration room)
 Equipment Ref: HVS 018
 Last Calibration Date: 6 January 2014

Equipment Calibration Results:

Calibration Date: 23 & 24 January 2014

Hour	Time	Mean Temp °C	Mean Pressure (hPa)	Concentration in mg/m ³ (Standard Equipment)	Total Count (Calibrated Equipment)	Count/Minute (Total Count/60min)
5hr22min	10:20 ~ 15:42	13.3	1023.2	0.085	12551	39.0
2hr28min	15:45 ~ 16:13	13.3	1023.2	0.112	7521	50.7
5hr57min	10:05 ~ 16:02	15.6	1018.8	0.85	14511	40.6

Sensitivity Adjustment Scale Setting (Before Calibration) 662 (CPM)

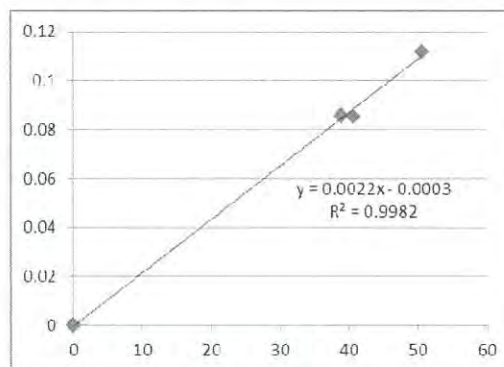
Sensitivity Adjustment Scale Setting (After Calibration) 664 (CPM)

Linear Regression of Y or X

Slope (K-factor): 0.0022

Correlation Coefficient 0.9982

Validity of Calibration Record 6 Feb 2014



Operator: Tung Chi Sun Signature:  Date: 6 February 2014

QC Reviewer: Ben Tam Signature:  Date: 6 February 2014

TSP SAMPLER CALIBRATION CALCULATION SPREADSHEET

Location :	Gold King Industrial Building, Kwai Chung	Date of Calibration:	6-Jan-14
Location ID :	Calibration Room	Next Calibration Date:	6-Apr-14

CONDITIONS

Sea Level Pressure (hPa)	1018	Corrected Pressure (mm Hg)	763.5
Temperature (°C)	18.5	Temperature (K)	292

CALIBRATION ORIFICE

Make->	TISCH	Qstd Slope ->	2.11662
Model->	5025A	Qstd Intercept ->	-0.01714
Calibration Date->	9-Apr-13	Expiry Date->	9-Apr-14

CALIBRATION

Plate No.	H2O (L) (in)	H2O (R) (in)	H2O (in)	Qstd (m3/min)	I (chart)	IC corrected	LINEAR REGRESSION		
							Slope =	Intercept =	Corr. coeff. =
18	5.8	5.8	11.6	1.639	56	56.75	Slope = 23.4751 Intercept = 17.5690 Corr. coeff. = 0.9966		
13	4.6	4.6	9.2	1.460	50	50.67			
10	2.8	2.8	5.6	1.141	44	44.59			
8	1.6	1.6	3.2	0.865	38	38.51			
5	0.9	0.9	1.8	0.650	32	32.43			

Calculations :

$$Q_{std} = 1/m[\sqrt{H_2O(P_a/P_{std})(T_{std}/T_a)}] - b]$$

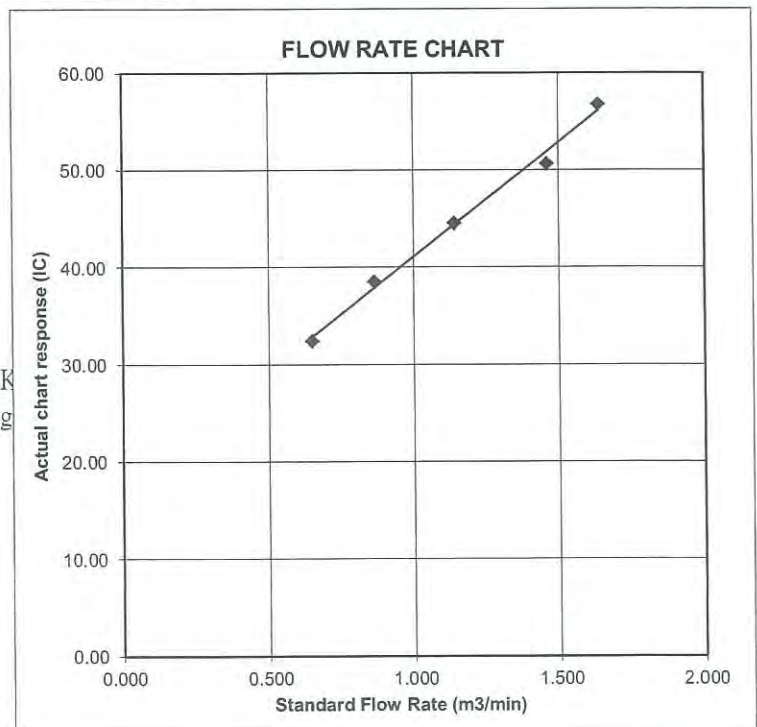
$$IC = I[\sqrt{P_a/P_{std})(T_{std}/T_a)}]$$

Qstd = standard flow rate
 IC = corrected chart responses
 I = actual chart response
 m = calibrator Qstd slope
 b = calibrator Qstd intercept
 Ta = actual temperature during calibration (deg K)
 Pstd = actual pressure during calibration (mm Hg)

For subsequent calculation of sampler flow:

$$1/m((I)[\sqrt{298/T_{av}}(P_{av}/760)] - b)$$

m = sampler slope
 b = sampler intercept
 I = chart response
 Tav = daily average temperature
 Pav = daily average pressure



CALIBRATION CERTIFICATE

Date: May 30, 2014

Equipment Name	: Laser Dust Monitor, Model LD-3B	(EQU117)
Code No.	: 080000-42	
Quantity	: 1 unit	
Serial No.	: 456660	
Sensitivity	: 0.001 mg/m ³	
Sensitivity Adjustment	: 598 CPM	
Scale Setting	: May 24, 2014	

We hereby certify that the avobe mentioned instrmt has been calibrated satisfactory.

Sincerely

SIBATA SCIENTIFIC TECHNOLOGY LTD.

Kentaro Togo
Overseas Sales Division



CERTIFICATE OF CALIBRATION AND TESTING

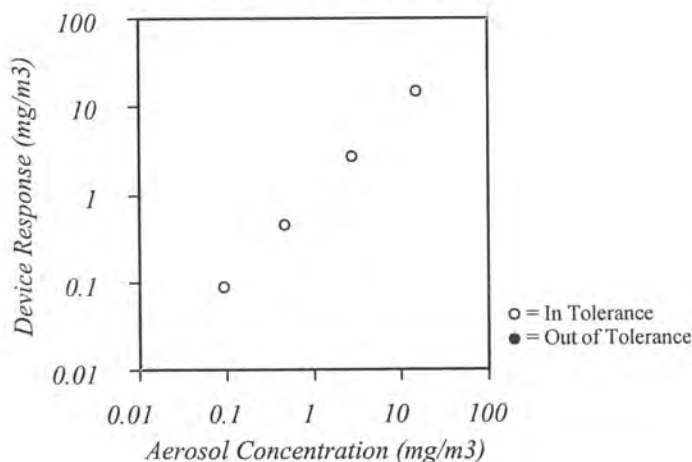
TSI Incorporated, 500 Cardigan Road, Shoreview, MN 55126 USA
Tel: 1-800-874-2811 1-651-490-2811 Fax: 1-651-490-3824 http://www.tsi.com

Environment Condition			Model	8520
Temperature	74.8 (23.8)	°F (°C)		
Relative Humidity	27	%RH	Serial Number	23080
Barometric Pressure	28.96 (980.7)	inHg (hPa)		

As Left
 As Found

In Tolerance
 Out of Tolerance

Concentration Linearity Plot



System ID: DTII01-02

Zero Stability Results

Average:	Minimum:	Maximum:	Time:
0.000 :mg/m ³	0.000 :mg/m ³	0.001 :mg/m ³	17:00 :hrs.

TSI Incorporated does hereby certify that all materials, components, and workmanship used in the manufacture of this equipment are in strict accordance with the applicable specifications agreed upon by TSI and the customer and with all published specifications. All performance and acceptance tests required under this contract were successfully conducted according to required specifications. There is no NIST standard for optical mass measurements. Calibration of this instrument performed by TSI has been done using emery oil and has been nominally adjusted to respirable mass of standard ISO 12103-1, A1 test dust (Arizona dust). Our calibration ratio is greater than 1.2:1

Measurement Variable	System ID	Last Cal.	Cal. Due	Measurement Variable	System ID	Last Cal.	Cal. Due
Barometric Pressure	E003733	03-12-13	03-12-14	Temperature	E002873	11-08-12	11-08-13
Humidity	E002873	11-08-12	11-08-13	DC Voltage	E003314	01-02-13	01-02-14
DC Voltage	E003315	01-02-13	01-02-14	Photometer	E003319	08-14-13	02-14-14
Microbalance	M001324	01-04-13	01-04-15	Pressure	E003511	11-07-12	11-07-13
Flowmeter	E002006	03-05-13	03-05-14				

Calibrated

Final Function Check

October 22, 2013

Date



ALS Laboratory Group

ANALYTICAL CHEMISTRY & TESTING SERVICES

SUB-CONTRACTING REPORT

CONTACT	: MR T W TAM	WORK ORDER	: HK1415926
CLIENT	: ACTION UNITED ENVIRO SERVICES	SUB-BATCH	: 1
ADDRESS	: RM A 20/F., GOLD KING IND BLDG, NO. 35-41 TAI LIN PAI ROAD, KWAI CHUNG, N.T. HONG KONG	DATE RECEIVED	: 24-MAR-2014
PROJECT	: ----	DATE OF ISSUE	: 23-MAY-2014
		NO. OF SAMPLES	: 1
		CLIENT ORDER	: ----

General Comments

- Sample(s) were received in an ambient condition.
- Calibration was analysed by Action United Enviro Services.
- Sample(s) analysed and reported on an as received basis.

Signatories

This document has been electronically signed by those names that appear on this report and are the authorised signatories. Electronic signing has been carried out in compliance with procedures specified in the Electronic Transactions Ordinance of Hong Kong, Chapter 553, Section 6.

Signatories

Position

Richard Fung  General Manager

This is the Final Report and supersedes any preliminary report with this batch number.
Results apply to sample(s) as submitted. All pages of this report have been checked and approved for release.

WORK ORDER : HK1415926
SUB-BATCH : 1
CLIENT : ACTION UNITED ENVIRO SERVICES
PROJECT : ----



ALS Lab ID	Client's Sample ID	Sample Type	Sample Date	External Lab Report No.
HK1415926-001	S/N: 366407	AIR	24-MAR-2014	S/N: 366407

Equipment Calibration Record

Equipment Calibrated:

Type: Laser Dust monitor
 Manufacturer: Sibata LD-3B
 Serial No. 366407
 Equipment Ref: EQ107
 Job Order _____

Standard Equipment:

Standard Equipment: Higher Volume Sampler
 Location & Location ID: AUES office (calibration room)
 Equipment Ref: HVS 018
 Last Calibration Date: 6 January 2014

Equipment Calibration Results:

Calibration Date: 24 & 25 March 2014

Hour	Time	Mean Temp °C	Mean Pressure (hPa)	Concentration in mg/m ³ (Standard Equipment)	Total Count (Calibrated Equipment)	Count/Minute (Total Count/60min)
14hr43min	18:25 ~ 09:08	19.5	1019.4	0.020	8154	9.2
2hr30min	09:15 ~ 11:45	21.9	1015.5	0.025	1801	12.0
4hr09min	11:55 ~ 16:04	21.9	1015.5	0.031	3420	13.7

Sensitivity Adjustment Scale Setting (Before Calibration) 566 (CPM)

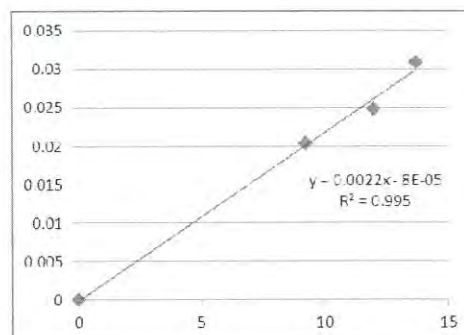
Sensitivity Adjustment Scale Setting (After Calibration) 564 (CPM)

Linear Regression of Y or X

Slope (K-factor): 0.0022

Correlation Coefficient 0.9995

Validity of Calibration Record 28 March 2014



Operator: Tung Chi Sun Signature:  Date: 28 March 2014

QC Reviewer: Ben Tam Signature:  Date: 28 March 2014

TSP SAMPLER CALIBRATION CALCULATION SPREADSHEET

Location : Gold King Industrial Building, Kwai Chung Date of Calibration: 6-Jan-14
 Location ID : Calibration Room Next Calibration Date: 6-Apr-14

CONDITIONS

Sea Level Pressure (hPa)	1018	Corrected Pressure (mm Hg)	763.5
Temperature (°C)	18.5	Temperature (K)	292

CALIBRATION ORIFICE

Make->	TISCH	Qstd Slope ->	2.11662
Model->	5025A	Qstd Intercept ->	-0.01714
Calibration Date->	9-Apr-13	Expiry Date->	9-Apr-14

CALIBRATION

Plate No.	H2O (L) (in)	H2O (R) (in)	H2O (in)	Qstd (m3/min)	I (chart)	IC corrected	LINEAR REGRESSION		
							Slope =	Intercept =	Corr. coeff. =
18	5.8	5.8	11.6	1.639	56	56.75	23.4751	17.5690	0.9966
13	4.6	4.6	9.2	1.460	50	50.67			
10	2.8	2.8	5.6	1.141	44	44.59			
8	1.6	1.6	3.2	0.865	38	38.51			
5	0.9	0.9	1.8	0.650	32	32.43			

Calculations :

$$Qstd = 1/m[\text{Sqrt}(H2O(Pa/Pstd)(Tstd/Ta))-b]$$

$$IC = I[\text{Sqrt}(Pa/Pstd)(Tstd/Ta)]$$

Qstd = standard flow rate

IC = corrected chart responses

I = actual chart response

m = calibrator Qstd slope

b = calibrator Qstd intercept

Ta = actual temperature during calibration (deg K)

Pstd = actual pressure during calibration (mm Hg)

For subsequent calculation of sampler flow:

$$1/m((I)[\text{Sqrt}(298/Tav)(Pav/760)]-b)$$

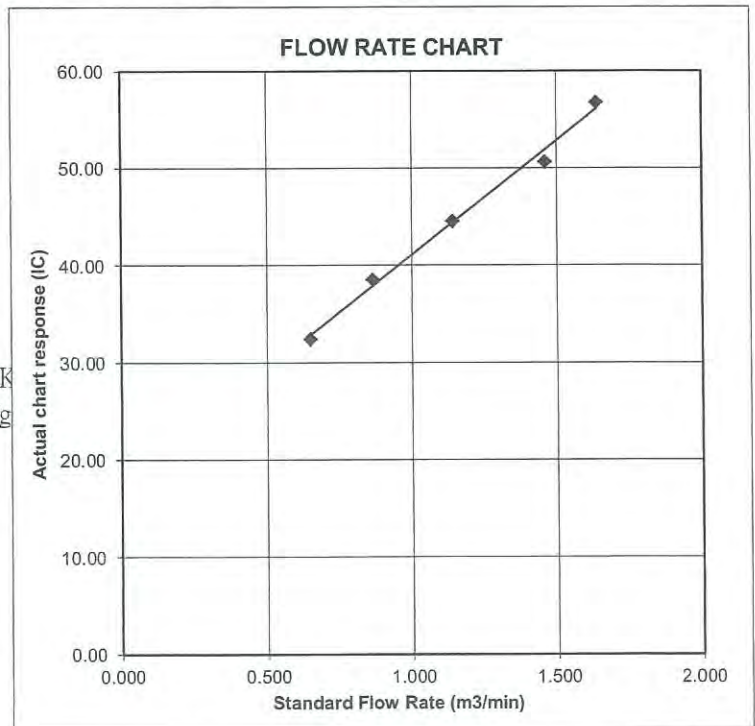
m = sampler slope

b = sampler intercept

I = chart response

Tav = daily average temperature

Pav = daily average pressure



CALIBRATION CERTIFICATE

Date: May 30, 2014

Equipment Name	:	Laser Dust Monitor, Model LD-3B (EQ116)
Code No.	:	080000-42
Quantity	:	1 unit
Serial No.	:	456659
Sensitivity	:	0.001 mg/m ³
Sensitivity Adjustment	:	727 CPM
Scale Setting	:	May 24, 2014

We hereby certify that the avobe mentioned instrment has been calibrated satisfactory.

Sincerely

SIBATA SCIENTIFIC TECHNOLOGY LTD.



Kentaro Togo
Overseas Sales Division

CALIBRATION CERTIFICATE


Date: December 18, 2013

Equipment Name	:	Laser Dust Monitor, Model LD-3B
Code No.	:	080000-42
Quantity	:	1 unit
Serial No.	:	3Y6503
Sensitivity	:	0.001 mg/m ³
Sensitivity Adjustment	:	663 CPM
Calibration Date	:	November 12, 2013

We hereby certify that the above mentioned instrument has been calibrated satisfactorily.

Sincerely

SIBATA SCIENTIFIC TECHNOLOGY LTD.



Kentaro Togo

Section Manager

Overseas Sales Division



CALIBRATION CERTIFICATE

Date: May 30, 2014

Equipment Name	:	Laser Dust Monitor, Model LD-3B	(EQ113)
Code No.	:	080000-42	
Quantity	:	1 unit	
Serial No.	:	456658	
Sensitivity	:	0.001 mg/m ³	
Sensitivity Adjustment	:	702 CPM	
Scale Setting	:	May 24, 2014	

We hereby certify that the avobe mentioned instrmt has been calibrated satisfactory.

Sincerely

SIBATA SCIENTIFIC TECHNOLOGY LTD.



Kentaro Togo

Overseas Sales Division

TEST REPORT
for
PRECISION
SOUND LEVEL METER
(NX-42EX installed)

Model : N L - 5 2

Serial No. : 00142580

Microphone No. : 06011

Preamplifier No. : 32608

Condition : Temperature 25 °C

Humidity 30 %RH

Date : March, 12, 2014

Signature : *Y. Yamamoto*

1. Frequency weightings (Fig. 1)

Pass

Frequency weighting A

Frequency weighting C

Frequency weighting Z

2. Level linearity error (dB)

Reference signal level (Ref.) : 94.0 dB (at 1 kHz, 8 kHz), 74.0 dB (at 31.5 Hz)

Frequency weighting : A

Frequency \ Indicated value	Difference with Reference signal level (dB)						
	25.0	74.0	94.0	98.0	114.0	136.0	138.0
31.5 Hz	-0.2	Ref.	—	-0.1	—	—	—
1 kHz	0.0	—	Ref.	—	0.0	—	0.0
8 kHz	0.0	—	Ref.	—	—	0.0	—
Tolerance limit	±0.3	—	—	±0.3	±0.2	±0.3	±0.3

3. Toneburst response (Time weighted sound level)

Input signal level : 127 dB

Toneburst : Frequency : 4 kHz, duration : 0.25 ms

Frequency weighting : A, Time-weighting : F

(dB)			
Design goal	Indicated value	Difference	Tolerance limit
100.0	99.7	-0.3	±1.0

4. Time weighting I (impulse)

Input signal level : 120 dB

Toneburst : Frequency : 4 kHz, duration : 5 ms, period : 500 ms

Frequency weighting : A

(dB)			
Design goal	Indicated value	Difference	Tolerance limit
111.2	110.3	-0.9	±2.0

*When the optional Extended Function Program NX-42EX is installed, time weighting I(impulse) can be selected in only sub-channel.

5. Peak sound level (dB)

Frequency weighting : C

Frequency (Hz)	Number of cycles in test signal	(dB)				
		Input signal level	Design goal	Indicated value	Difference	Tolerance limit
			L_c	L_{cpeak}		
31.5	1 cycle	137.0	136.5	137.3	0.8	±2.0
500	Positive half cycle	137.0	139.4	139.2	-0.2	±1.0
	Negative half cycle	137.0	139.4	139.2	-0.2	±1.0

6. Response to repeated to toneburst

Input signal level : 130.0 dB + 8 dB

Frequency weighting : A, Time-weighting : S

Toneburst : Frequency : 2 kHz, duration : 5 ms, period : 25 ms

(dB)				
Peak-to-rms ratio	Design goal	Indicated value	Difference	Tolerance limit
3.16	131.0	131.0	0.0	±0.5

7. Inherent noise level (dB)

(dB)		
Frequency weighting	Indicated value	Tolerance limit
A	10.5	17 or less
C	15.0	25 or less
Z	20.6	30 or less

8. Instrumental error

84.0 dB ± 0.7 dB

0.0 dB

Applicable standards

JIS C 1509-1 : 2005 Class 1

IEC 61672-1 : 2002 Class 1

ANSI S1.4-1983 Type 1

ANSI S1.43-1997 Type 1

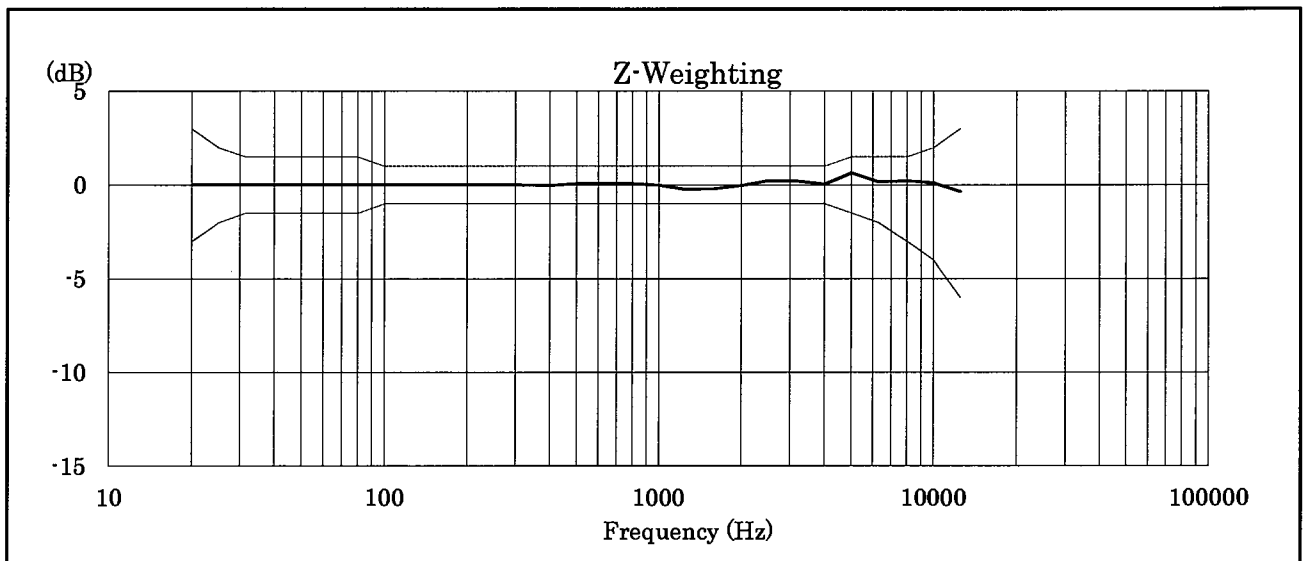
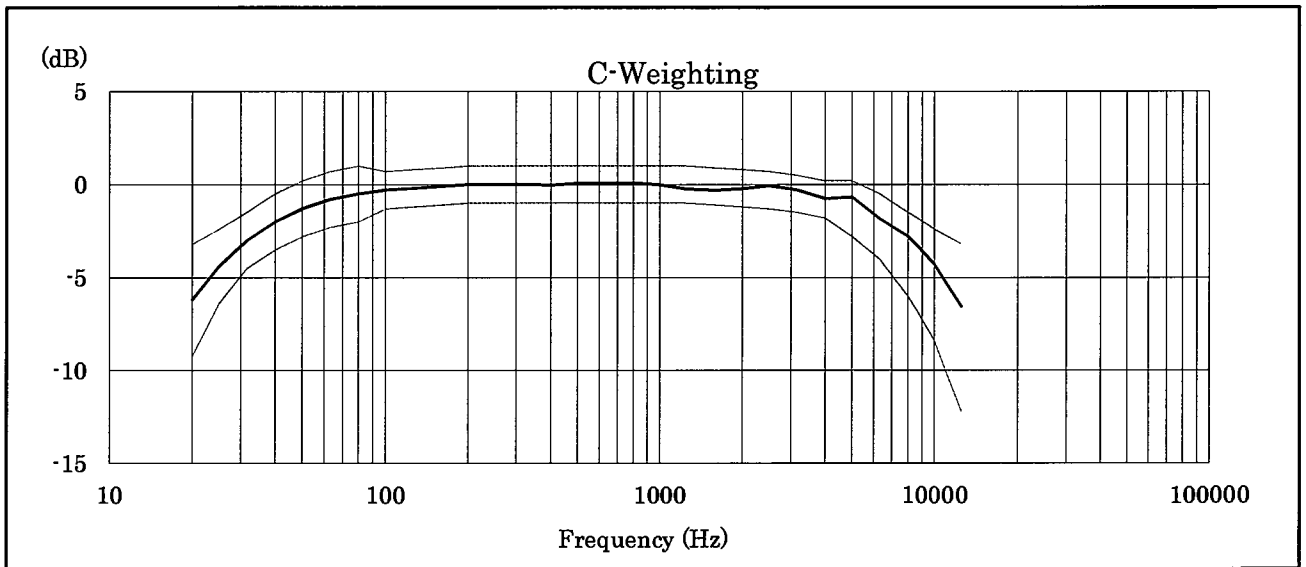
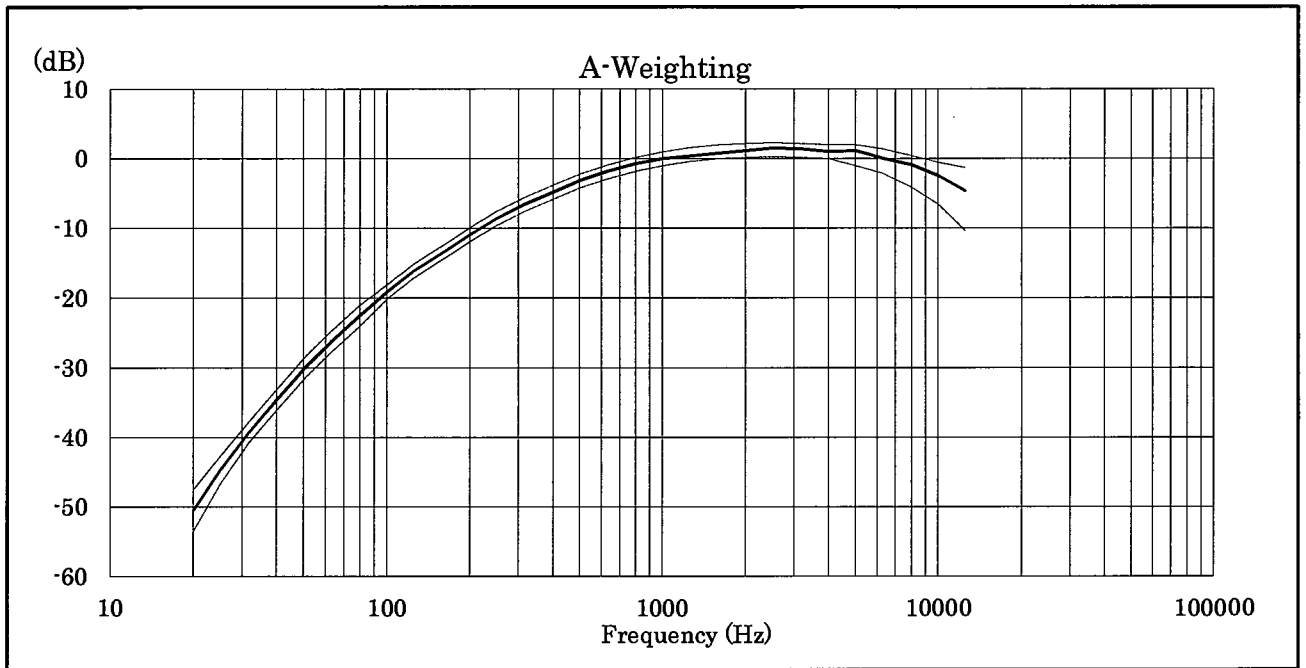
CE marking (EMC Directive 2004/108/EC, Low Voltage Directive 2006/95/EC)

WEEE Directive (2002/96/EC)

Chinese RoHS



Relative free field frequency response



TEST REPORT
for
PRECISION
SOUND LEVEL METER
(NX-42EX installed)

Model : N L - 5 2

Serial No. : 00142581

Microphone No. : 06015

Preamplifier No. : 32609

Condition : Temperature 25 °C

Humidity 30 %RH

Date : March, 12, 2014

Signature : *Y. J. Lawrence*

1. Frequency weightings (Fig. 1)

Pass

Frequency weighting A

Frequency weighting C

Frequency weighting Z

2. Level linearity error (dB)

Reference signal level (Ref.) : 94.0 dB (at 1 kHz, 8 kHz), 74.0 dB (at 31.5 Hz)

Frequency weighting : A

Frequency	Indicated value	Difference with Reference signal level (dB)					
		25.0	74.0	94.0	98.0	114.0	136.0
31.5 Hz	-0.2	Ref.	—	-0.1	—	—	—
1 kHz	-0.1	—	Ref.	—	0.0	—	0.0
8 kHz	0.1	—	Ref.	—	—	0.0	—
Tolerance limit	±0.3	—	—	±0.3	±0.2	±0.3	±0.3

3. Toneburst response (Time weighted sound level)

Input signal level : 127 dB

Toneburst : Frequency : 4 kHz, duration : 0.25 ms

Frequency weighting : A, Time-weighting : F

(dB)			
Design goal	Indicated value	Difference	Tolerance limit
100.0	99.9	-0.1	±1.0

4. Time weighting I (impulse)

Input signal level : 120 dB

Toneburst : Frequency : 4 kHz, duration : 5 ms, period : 500 ms

Frequency weighting : A

(dB)			
Design goal	Indicated value	Difference	Tolerance limit
111.2	110.3	-0.9	±2.0

*When the optional Extended Function Program NX-42EX is installed, time weighting I(impulse) can be selected in only sub-channel.

5. Peak sound level (dB)

Frequency weighting : C

Frequency (Hz)	Number of cycles in test signal	(dB)				
		Input signal level	Design goal	Indicated value	Difference	Tolerance limit
			L_c	L_{cpeak}		
31.5	1 cycle	137.0	136.5	137.3	0.8	±2.0
500	Positive half cycle	137.0	139.4	139.2	-0.2	±1.0
	Negative half cycle	137.0	139.4	139.1	-0.3	±1.0

6. Response to repeated toneburst

Input signal level : 130.0 dB + 8 dB

Frequency weighting : A, Time-weighting : S

Toneburst : Frequency : 2 kHz, duration : 5 ms, period : 25 ms

(dB)				
Peak-to-rms ratio	Design goal	Indicated value	Difference	Tolerance limit
3.16	131.0	130.9	-0.1	±0.5

7. Inherent noise level (dB)

(dB)		
Frequency weighting	Indicated value	Tolerance limit
A	11.0	17 or less
C	15.5	25 or less
Z	21.1	30 or less

8. Instrumental error

84.0 dB ± 0.7 dB

0.0 dB

Applicable standards

JIS C 1509-1 : 2005 Class 1

IEC 61672-1 : 2002 Class 1

ANSI S1.4-1983 Type 1

ANSI S1.43-1997 Type 1

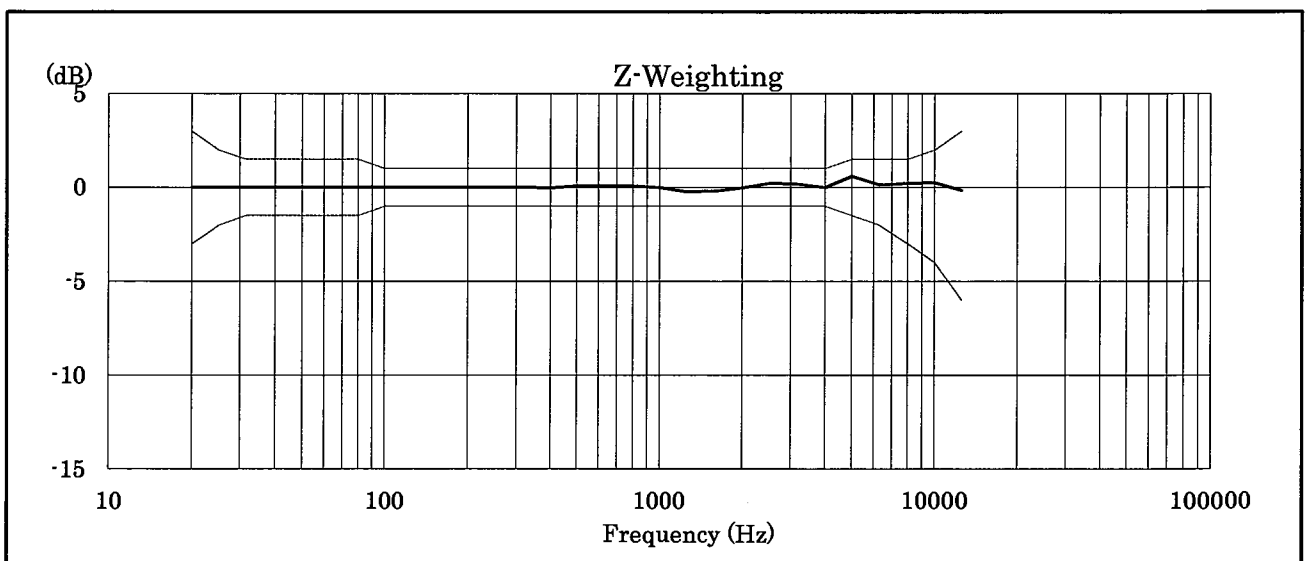
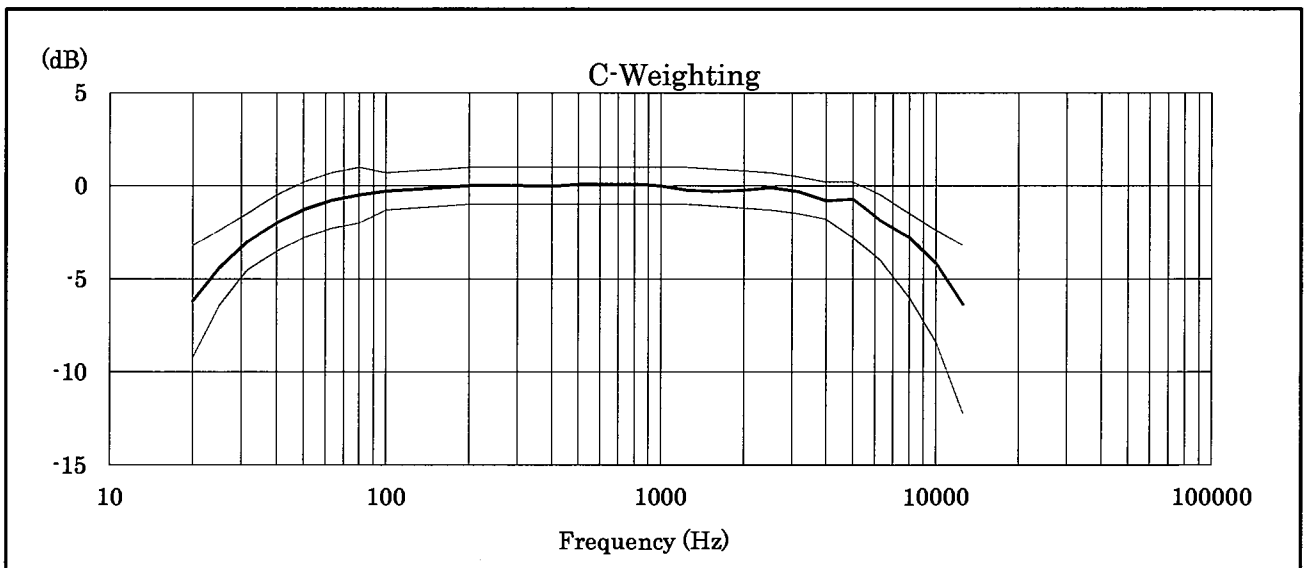
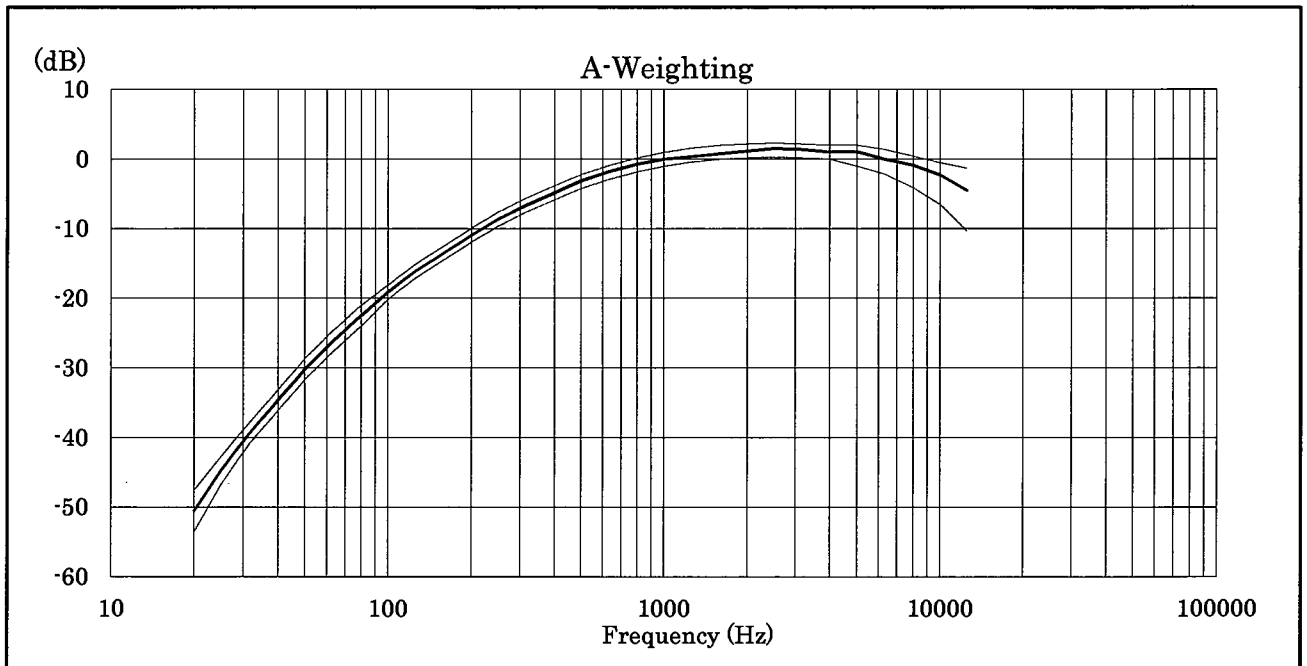
CE marking (EMC Directive 2004/108/EC, Low Voltage Directive 2006/95/EC)

WEEE Directive (2002/96/EC)

Chinese RoHS



Relative free field frequency response





Certificate of Calibration 校正證書

Certificate No. : C143325
證書編號

ITEM TESTED / 送檢項目 (Job No. / 序引編號 : IC14-0853) Date of Receipt / 收件日期 : 21 May 2014
Description / 儀器名稱 : Integrating Sound Level Meter (EQ009)
Manufacturer / 製造商 : Brüel & Kjær
Model No. / 型號 : 2238
Serial No. / 編號 : 2285722
Supplied By / 委託者 : Action-United Environmental Services and Consulting
Unit A, 20/F., Gold King Industrial Building,
35-41 Tai Lin Pai Road, Kwai Chung, N.T.

TEST CONDITIONS / 測試條件

Temperature / 溫度 : $(23 \pm 2)^{\circ}\text{C}$ Relative Humidity / 相對濕度 : $(55 \pm 20)\%$
Line Voltage / 電壓 : ---

TEST SPECIFICATIONS / 測試規範

Calibration check

DATE OF TEST / 測試日期 : 31 May 2014

TEST RESULTS / 測試結果

The results apply to the particular unit-under-test only.
All results are within manufacturer's specification.
The results are detailed in the subsequent page(s).

The test equipment used for calibration are traceable to National Standards via :

- The Government of The Hong Kong Special Administrative Region Standard & Calibration Laboratory
- Agilent Technologies, USA
- Fluke Everett Service Center, USA
- Rohde & Schwarz Laboratory, Germany

Tested By : 
測試 : K C Lee
Project Engineer

Certified By : 
核證 : K M Wu
Engineer

Date of Issue : 3 June 2014
簽發日期

The test equipment used for calibration are traceable to the Nation Standards as specified in this certificate. This certificate shall not be reproduced except in full, without the prior written approval of this laboratory.

本證書所載校正用之測試器材均可溯源至國際標準。局部複印本證書需先獲本實驗室書面批准。

Certificate of Calibration

校正證書

Certificate No. : C143325
證書編號

- The unit-under-test (UUT) was allowed to stabilize in the laboratory for over 12 hours, and switched on to warm up for over 10 minutes before the commencement of the test.
- Self-calibration using laboratory acoustic calibrator was performed before the test from 6.1.1.2 to 6.4.
- The results presented are the mean of 3 measurements at each calibration point.
- Test equipment :

Equipment ID	Description	Certificate No.
CL280	40 MHz Arbitrary Waveform Generator	C140016
CL281	Multifunction Acoustic Calibrator	DC130171

- Test procedure : MA101N.

- Results :

6.1 Sound Pressure Level

6.1.1 Reference Sound Pressure Level

6.1.1.1 Before Self-calibration

UUT Setting				Applied Value		UUT Reading (dB)
Range (dB)	Parameter	Frequency Weighting	Time Weighting	Level (dB)	Freq. (kHz)	
50 - 130	L _{AFP}	A	F	94.00	1	94.1

6.1.1.2 After Self-calibration

UUT Setting				Applied Value		UUT Reading (dB)	IEC 60651 Type 1 Spec. (dB)
Range (dB)	Parameter	Frequency Weighting	Time Weighting	Level (dB)	Freq. (kHz)		
50 - 130	L _{AFP}	A	F	94.00	1	94.1	± 0.7

6.1.2 Linearity

UUT Setting				Applied Value		UUT Reading (dB)
Range (dB)	Parameter	Frequency Weighting	Time Weighting	Level (dB)	Freq. (kHz)	
50 - 130	L _{AFP}	A	F	94.00	1	94.1 (Ref.)
				104.00		104.0
				114.00		114.0

IEC 60651 Type 1 Spec. : ± 0.4 dB per 10 dB step and ± 0.7 dB for overall different.

The test equipment used for calibration are traceable to the Nation Standards as specified in this certificate. This certificate shall not be reproduced except in full, without the prior written approval of this laboratory.

本證書所載校正用之測試器材均可溯源至國際標準。局部複印本證書需先獲本實驗室書面批准。

Sun Creation Engineering Limited - Calibration & Testing Laboratory

c/o 4/F, Tsing Shan Wan Exchange Building, 1 Hing On Lane, Tuen Mun, New Territories, Hong Kong

輝創工程有限公司 - 校正及檢測實驗室

c/o 香港新界屯門興安里一號青山灣機樓四樓

Tel/電話: 2927 2606 Fax/傳真: 2744 8986 E-mail/電郵: calllab@suncreation.com Website/網址: www.suncreation.com

Certificate of Calibration

校正證書

Certificate No. : C143325
證書編號

6.2 Time Weighting

6.2.1 Continuous Signal

UUT Setting				Applied Value		UUT Reading (dB)	IEC 60651 Type 1 Spec. (dB)
Range (dB)	Parameter	Frequency Weighting	Time Weighting	Level (dB)	Freq. (kHz)		
50 - 130	L _{AFP}	A	F	94.00	1	94.1	Ref.
	L _{ASP}		S			94.1	± 0.1
	L _{AIP}		I			94.1	± 0.1

6.2.2 Tone Burst Signal (2 kHz)

UUT Setting				Applied Value		UUT Reading (dB)	IEC 60651 Type 1 Spec. (dB)
Range (dB)	Parameter	Frequency Weighting	Time Weighting	Level (dB)	Burst Duration		
30 - 110	L _{AFP}	A	F	106.0	Continuous	106.0	Ref.
	L _{AFMax}				200 ms	105.0	-1.0 ± 1.0
	L _{ASP}	S	Continuous		106.0	Ref.	
	L _{ASMax}		500 ms		102.0	-4.1 ± 1.0	

6.3 Frequency Weighting

6.3.1 A-Weighting

UUT Setting				Applied Value		UUT Reading (dB)	IEC 60651 Type 1 Spec. (dB)
Range (dB)	Parameter	Frequency Weighting	Time Weighting	Level (dB)	Freq.		
50 - 130	L _{AFP}	A	F	94.00	31.5 Hz	54.6	-39.4 ± 1.5
					63 Hz	67.9	-26.2 ± 1.5
					125 Hz	77.9	-16.1 ± 1.0
					250 Hz	85.4	-8.6 ± 1.0
					500 Hz	90.8	-3.2 ± 1.0
					1 kHz	94.1	Ref.
					2 kHz	95.3	+1.2 ± 1.0
					4 kHz	95.1	+1.0 ± 1.0
					8 kHz	92.9	-1.1 (+1.5 ; -3.0)
					12.5 kHz	89.8	-4.3 (+3.0 ; -6.0)

The test equipment used for calibration are traceable to the Nation Standards as specified in this certificate. This certificate shall not be reproduced except in full, without the prior written approval of this laboratory.

本證書所載校正用之測試器材均可溯源至國際標準。局部複印本證書需先獲本實驗室所書面批准。

Certificate of Calibration

校正證書

Certificate No. : C143325
證書編號

6.3.2 C-Weighting

UUT Setting				Applied Value		UUT Reading (dB)	IEC 60651 Type 1 Spec. (dB)
Range (dB)	Parameter	Frequency Weighting	Time Weighting	Level (dB)	Freq.		
50 - 130	L _{CFP}	C	F	94.00	31.5 Hz	91.0	-3.0 ± 1.5
					63 Hz	93.3	-0.8 ± 1.5
					125 Hz	93.9	-0.2 ± 1.0
					250 Hz	94.1	0.0 ± 1.0
					500 Hz	94.1	0.0 ± 1.0
					1 kHz	94.1	Ref.
					2 kHz	93.9	-0.2 ± 1.0
					4 kHz	93.3	-0.8 ± 1.0
					8 kHz	91.0	-3.0 (+1.5 ; -3.0)
					12.5 kHz	87.9	-6.2 (+3.0 ; -6.0)

6.4 Time Averaging

UUT Setting				Applied Value					UUT Reading (dB)	IEC 60804 Type 1 Spec. (dB)
Range (dB)	Parameter	Frequency Weighting	Integrating Time	Frequency (kHz)	Burst Duration (ms)	Burst Duty Factor	Burst Level (dB)	Equivalent Level (dB)		
30 - 110	L _{Aeq}	A	10 sec.	4	1	1/10	110.0	100	99.9	± 0.5
			60 sec.					90	90.0	± 0.5
			5 min.					80	79.1	± 1.0
								70	69.1	± 1.0

Remarks : - UUT Microphone Model No. : 4188 & S/N : 2812707

- Mfr's Spec. : IEC 60651 Type 1 & IEC 60804 Type 1

- Uncertainties of Applied Value :

94 dB : 31.5 Hz - 125 Hz	: ± 0.35 dB
250 Hz - 500 Hz	: ± 0.30 dB
1 kHz	: ± 0.20 dB
2 kHz - 4 kHz	: ± 0.35 dB
8 kHz	: ± 0.45 dB
12.5 kHz	: ± 0.70 dB
104 dB : 1 kHz	: ± 0.10 dB (Ref. 94 dB)
114 dB : 1 kHz	: ± 0.10 dB (Ref. 94 dB)
Burst equivalent level	: ± 0.2 dB (Ref. 110 dB continuous sound level)

- The uncertainties are for a confidence probability of not less than 95 %.

Note :

The values given in this Certificate only relate to the values measured at the time of the test and any uncertainties quoted will not include allowance for the equipment long term drift, variations with environment changes, vibration and shock during transportation, overloading, mis-handling, or the capability of any other laboratory to repeat the measurement. Sun Creation Engineering Limited shall not be liable for any loss or damage resulting from the use of the equipment.

The test equipment used for calibration are traceable to the Nation Standards as specified in this certificate. This certificate shall not be reproduced except in full, without the prior written approval of this laboratory.

本證書所載校正用之測試器材均可溯源至國際標準。局部複印本證書需先獲本實驗室書面批准。

Sun Creation Engineering Limited - Calibration & Testing Laboratory

c/o 4/F, Tsing Shan Wan Exchange Building, 1 Hing On Lane, Tuen Mun, New Territories, Hong Kong

輝創工程有限公司 - 校正及檢測實驗室

0/0 香港新界屯門興安里一號青山灣機樓四樓

Tel/電話: 2927 2606 Fax/傳真: 2744 8986 E-mail/電郵: callah@suncreation.com Website/網址: www.suncreation.com



輝創工程有限公司

Sun Creation Engineering Limited

Calibration and Testing Laboratory

Certificate of Calibration

校正證書

Certificate No. : C142548

證書編號

ITEM TESTED / 送檢項目 (Job No. / 序引編號 : IC14-0853)

Date of Receipt / 收件日期 : 14 April 2014

Description / 儀器名稱 : Sound Level Meter (EQ068)

Manufacturer / 製造商 : Rion

Model No. / 型號 : NL-31

Serial No. / 編號 : 00410247

Supplied By / 委託者 : Action-United Environmental Services and Consulting

Unit A, 20/F., Gold King Industrial Building,

35-41 Tai Lin Pai Road, Kwai Chung, N.T.

TEST CONDITIONS / 測試條件

Temperature / 溫度 : $(23 \pm 2)^{\circ}\text{C}$

Relative Humidity / 相對濕度 : $(55 \pm 20)\%$

Line Voltage / 電壓 : ---

TEST SPECIFICATIONS / 測試規範

Calibration check

DATE OF TEST / 測試日期 : 26 April 2014

TEST RESULTS / 測試結果

The results apply to the particular unit-under-test only.

All results are within manufacturer's specification.


The results are detailed in the subsequent page(s).

The test equipment used for calibration are traceable to National Standards via :

- The Government of The Hong Kong Special Administrative Region Standard & Calibration Laboratory
- Rohde & Schwarz Laboratory, Germany
- Fluke Everett Service Center, USA
- Agilent Technologies, USA


Tested By

測試


K.C. Lee
Project Engineer

Certified By

核證


K.M. Wu
Engineer

Date of Issue

簽發日期

29 April 2014

The test equipment used for calibration are traceable to the Nation Standards as specified in this certificate. This certificate shall not be reproduced except in full, without the prior written approval of this laboratory.

本證書所載校正用之測試器材均可溯源至國際標準 - 局部複印本證書需先獲本實驗所書面批准 -

Sun Creation Engineering Limited - Calibration & Testing Laboratory

c/o 4/F, Tsing Shan Wan Exchange Building, 1 Hing On Lane, Tuen Mun, New Territories, Hong Kong

輝創工程有限公司 - 校正及檢測實驗室

c/o 香港新界屯門興安里一號青山灣機樓四樓

Tel/電話: 2927 2606

Fax/傳真: 2744 8986

E-mail/電郵: callab@suncreation.com

Website/網址: www.suncreation.com

Certificate of Calibration

校正證書

Certificate No. : C142548

證書編號

1. The unit-under-test (UUT) was allowed to stabilize in the laboratory for over 12 hours, and switched on to warm up for over 10 minutes before the commencement of the test.
2. Self-calibration was performed before the test.
3. The results presented are the mean of 3 measurements at each calibration point.

4. Test equipment :

Equipment ID	Description	Certificate No.
CL280	40 MHz Arbitrary Waveform Generator	C140016
CL281	Multifunction Acoustic Calibrator	DC130171

5. Test procedure : MA101N.

6. Results :

6.1 Sound Pressure Level

6.1.1 Reference Sound Pressure Level

UUT Setting				Applied Value		UUT Reading (dB)	IEC 60651 Type 1 Spec. (dB)
Range (dB)	Mode	Frequency Weighting	Time Weighting	Level (dB)	Freq. (kHz)		
30 - 120	L _A	A	Fast	94.00	1	93.9	± 0.7

6.1.2 Linearity

UUT Setting				Applied Value		UUT Reading (dB)
Range (dB)	Mode	Frequency Weighting	Time Weighting	Level (dB)	Freq. (kHz)	
30 - 120	L _A	A	Fast	94.00	1	93.9 (Ref.)
				104.00		103.9
				114.00		113.9

IEC 60651 Type 1 Spec. : ± 0.4 dB per 10 dB step and ± 0.7 dB for overall different.

6.2 Time Weighting

6.2.1 Continuous Signal

UUT Setting				Applied Value		UUT Reading (dB)	IEC 60651 Type 1 Spec. (dB)
Range (dB)	Mode	Frequency Weighting	Time Weighting	Level (dB)	Freq. (kHz)		
30 - 120	L _A	A	Fast	94.00	1	93.9	Ref.
			Slow			93.9	± 0.1

The test equipment used for calibration are traceable to the Nation Standards as specified in this certificate. This certificate shall not be reproduced except in full, without the prior written approval of this laboratory.

本證書所載校正用之測試器材均可溯源至國際標準。局部複印本證書需先獲本實驗室書面批准。

Certificate of Calibration

校正證書

Certificate No. : C142548

證書編號

6.2.2 Tone Burst Signal (2 kHz)

UUT Setting				Applied Value		UUT Reading (dB)	IEC 60651 Type 1 Spec. (dB)
Range (dB)	Mode	Frequency Weighting	Time Weighting	Level (dB)	Burst Duration		
20 -110	L _A	A	Fast	106.00	Continuous	106.0	Ref.
	L _{Amax}				200 ms	105.0	-1.0 ± 1.0
	L _A	Slow	Continuous		106.0	Ref.	
	L _{Amax}		500 ms		102.0	-4.1 ± 1.0	

6.3 Frequency Weighting

6.3.1 A-Weighting

UUT Setting				Applied Value		UUT Reading (dB)	IEC 60651 Type 1 Spec. (dB)
Range (dB)	Mode	Frequency Weighting	Time Weighting	Level (dB)	Freq.		
30 - 120	L _A	A	Fast	94.00	31.5 Hz	54.2	-39.4 ± 1.5
					63 Hz	67.6	-26.2 ± 1.5
					125 Hz	77.6	-16.1 ± 1.0
					250 Hz	85.2	-8.6 ± 1.0
					500 Hz	90.6	-3.2 ± 1.0
					1 kHz	93.9	Ref.
					2 kHz	95.2	+1.2 ± 1.0
					4 kHz	95.0	+1.0 ± 1.0
					8 kHz	92.8	-1.1 (+1.5; -3.0)
					12.5 kHz	89.9	-4.3 (+3.0; -6.0)

6.3.2 C-Weighting

UUT Setting				Applied Value		UUT Reading (dB)	IEC 60651 Type 1 Spec. (dB)
Range (dB)	Mode	Frequency Weighting	Time Weighting	Level (dB)	Freq.		
30 - 120	L _C	C	Fast	94.00	31.5 Hz	90.6	-3.0 ± 1.5
					63 Hz	93.0	-0.8 ± 1.5
					125 Hz	93.7	-0.2 ± 1.0
					250 Hz	93.9	0.0 ± 1.0
					500 Hz	93.9	0.0 ± 1.0
					1 kHz	93.9	Ref.
					2 kHz	93.8	-0.2 ± 1.0
					4 kHz	93.2	-0.8 ± 1.0
					8 kHz	91.0	-3.0 (+1.5; -3.0)
					12.5 kHz	88.1	-6.2 (+3.0; -6.0)

The test equipment used for calibration are traceable to the Nation Standards as specified in this certificate. This certificate shall not be reproduced except in full, without the prior written approval of this laboratory.

本證書所載校正用之測試器材均可溯源至國際標準。局部複印本證書需先獲本實驗室所書面批准。

Certificate of Calibration

校正證書

Certificate No. : C142548

證書編號

6.4 Time Averaging

UUT Setting				Applied Value					UUT	IEC 60804
Range (dB)	Mode	Frequency Weighting	Integrating Time	Freq. (kHz)	Burst Duration (ms)	Burst Duty Factor	Burst Level (dB)	Equivalent Level (dB)	Reading (dB)	Type 1 Spec. (dB)
20 - 110	L _{Aeq}	A	10 sec.	4	1	1/10	110.0	100	100.0	± 0.5
			60 sec.			1/10 ²		90	90.0	± 0.5
			5 min.			1/10 ³		80	80.0	± 1.0
						1/10 ⁴		70	70.0	± 1.0

Remarks : - UUT Microphone Model No. : UC-53A & S/N : 319841

- Mfr's Spec. : IEC 60651 Type 1 & IEC 60804 Type 1

- Uncertainties of Applied Value :

94 dB	31.5 Hz - 125 Hz	: ± 0.35 dB
	250 Hz - 500 Hz	: ± 0.30 dB
	1 kHz	: ± 0.20 dB
	2 kHz - 4 kHz	: ± 0.35 dB
	8 kHz	: ± 0.45 dB
	12.5 kHz	: ± 0.70 dB
104 dB	1 kHz	: ± 0.10 dB (Ref. 94 dB)
114 dB	1 kHz	: ± 0.10 dB (Ref. 94 dB)
	Burst equivalent level	: ± 0.2 dB (Ref. 110 dB continuous sound level)

- The uncertainties are for a confidence probability of not less than 95 %.

Note :

The values given in this Certificate only relate to the values measured at the time of the test and any uncertainties quoted will not include allowance for the equipment long term drift, variations with environment changes, vibration and shock during transportation, overloading, mis-handling, or the capability of any other laboratory to repeat the measurement. Sun Creation Engineering Limited shall not be liable for any loss or damage resulting from the use of the equipment.



輝創工程有限公司

Sun Creation Engineering Limited

Calibration and Testing Laboratory

Certificate of Calibration 校正證書

Certificate No. : C142545

證書編號

ITEM TESTED / 送檢項目 (Job No. / 序引編號 : IC14-0853)

Date of Receipt / 收件日期 : 14 April 2014

Description / 儀器名稱 : Acoustical Calibrator (EQ081)

Manufacturer / 製造商 : Brüel & Kjær

Model No. / 型號 : 4231

Serial No. / 編號 : 2326408

Supplied By / 委託者 : Action-United Environmental Services and Consulting

Unit A, 20/F., Gold King Industrial Building,

35-41 Tai Lin Pai Road, Kwai Chung, N.T.

TEST CONDITIONS / 測試條件

Temperature / 溫度 : (23 ± 2)°C

Relative Humidity / 相對濕度 : (55 ± 20)%

Line Voltage / 電壓 : ---

TEST SPECIFICATIONS / 測試規範

Calibration check

DATE OF TEST / 測試日期 : 26 April 2014

TEST RESULTS / 測試結果

The results apply to the particular unit-under-test only.

All results are within manufacturer's specification.


The results are detailed in the subsequent page(s).

The test equipment used for calibration are traceable to National Standards via :

- The Government of The Hong Kong Special Administrative Region Standard & Calibration Laboratory
- Rohde & Schwarz Laboratory, Germany
- Fluke Everett Service Center, USA
- Agilent Technologies, USA

Tested By :

測試



K C Lee
Project Engineer

Certified By :

核證



K M Wu
Engineer

Date of Issue :

簽發日期

29 April 2014

The test equipment used for calibration are traceable to the Nation Standards as specified in this certificate. This certificate shall not be reproduced except in full, without the prior written approval of this laboratory.

本證書所載校正用之測試器材均可溯源至國際標準。局部複印本證書需先獲本實驗室所書面批准。

Sun Creation Engineering Limited - Calibration & Testing Laboratory

o/o 4/F, Tsing Shan Wan Exchange Building, 1 Hing On Lane, Tuen Mun, New Territories, Hong Kong

輝創工程有限公司 - 校正及檢測實驗室

e/n 香港新界屯門興安里一號青山灣機樓四樓

Tel/電話: 2927 2606

Fax/傳真: 2744 8986

E-mail/電郵: callab@suncreation.com

Website/網址: www.suncreation.com

Certificate of Calibration

校正證書

Certificate No. : C142545

證書編號

- The unit-under-test (UUT) was allowed to stabilize in the laboratory for over 12 hours before the commencement of the test.
- The results presented are the mean of 3 measurements at each calibration point.
- Test equipment :

<u>Equipment ID</u>	<u>Description</u>	<u>Certificate No.</u>
CL130	Universal Counter	C133632
CL281	Multifunction Acoustic Calibrator	DC130171
TST150A	Measuring Amplifier	C141558

- Test procedure : MA100N.

- Results :

5.1 Sound Level Accuracy

UUT Nominal Value	Measured Value (dB)	Mfr's Spec. (dB)	Uncertainty of Measured Value (dB)
94 dB, 1 kHz	94.0	± 0.2	± 0.2
114 dB, 1 kHz	114.0		

5.2 Frequency Accuracy

UUT Nominal Value (kHz)	Measured Value (kHz)	Mfr's Spec.	Uncertainty of Measured Value (Hz)
1	1.000 0	1 kHz ± 0.1 %	± 0.1

Remark : The uncertainties are for a confidence probability of not less than 95 %.

Note :

The values given in this Certificate only relate to the values measured at the time of the test and any uncertainties quoted will not include allowance for the equipment long term drift, variations with environment changes, vibration and shock during transportation, overloading, mis-handling, or the capability of any other laboratory to repeat the measurement. Sun Creation Engineering Limited shall not be liable for any loss or damage resulting from the use of the equipment.

TEST REPORT
for
SOUND CALIBRATOR

Model : NC - 74

Serial No. : 34246492

Condition : Temperature 24 °C

Humidity 38 %RH

Date : February, 28, 2014

Signature : 

1. Sound Pressure Level	94.0 ± 0.25 dB	<u>94.00 dB</u>
2. Frequency	1000 ± 7 Hz	<u>1001.4 Hz</u>
3. Distortion	3 % or less	<u>Pass</u>
4. Alarm Function		<u>Pass</u>
5. Appearance		<u>Pass</u>

Applicable standards

JIS C 1515:2004 Class1

IEC 60942:2003 Class1

Appendix F

Event/Action Plan

Air Quality

EVENT	ACTION ET	IC(E)	ER	CONTRACTOR
ACTION LEVEL				
1. Exceedance for one sample	<ol style="list-style-type: none"> 1. Identify source, investigate the causes of exceedance and propose remedial measures; 2. Inform IC(E) and ER; 3. Repeat measurement to confirm finding; 4. Increase monitoring frequency to daily. 	<ol style="list-style-type: none"> 1. Check monitoring data submitted by ET; 2. Check Contractor's working method. 	<ol style="list-style-type: none"> 1. Notify Contractor. 	<ol style="list-style-type: none"> 1. Rectify any unacceptable practice; 2. Amend working methods if appropriate.
2. Exceedance for two or more consecutive samples	<ol style="list-style-type: none"> 1. Identify source; 2. Inform IC(E) and ER; 3. Advise the ER on the effectiveness of the proposed remedial measures; 4. Repeat measurements to confirm findings; 5. Increase monitoring frequency to daily; 6. Discuss with IC(E) and Contractor on remedial actions required; 7. If exceedance continues, arrange meeting with IC(E) and ER; 8. If exceedance stops, cease additional monitoring. 	<ol style="list-style-type: none"> 1. Check monitoring data submitted by ET; 2. Check Contractor's working method; 3. Discuss with ET and Contractor on possible remedial measures; 4. Advise the ET on the effectiveness of the proposed remedial measures; 5. Supervise Implementation of remedial measures. 	<ol style="list-style-type: none"> 1. Confirm receipt of notification of failure in writing; 2. Notify Contractor; 3. Ensure remedial measures properly implemented. 	<ol style="list-style-type: none"> 1. Submit proposals for remedial to ER within 3 working days of notification; 2. Implement the agreed proposals; 3. Amend proposal if appropriate.
LIMIT LEVEL				
1. Exceedance for one sample	<ol style="list-style-type: none"> 1. Identify source, investigate the causes of exceedance and propose remedial measures; 2. Inform ER, Contractor and EPD; 3. Repeat measurement to confirm finding; 4. Increase monitoring frequency to daily; 5. Assess effectiveness of Contractor's remedial actions and keep IC(E), EPD and ER informed of the results. 	<ol style="list-style-type: none"> 1. Check monitoring data submitted by ET; 2. Check Contractor's working method; 3. Discuss with ET and Contractor on possible remedial measures; 4. Advise the ER on the effectiveness of the proposed remedial measures; 5. Supervise implementation of remedial measures. 	<ol style="list-style-type: none"> 1. Confirm receipt of notification of failure in writing; 2. Notify Contractor; 3. Ensure remedial measures properly implemented. 	<ol style="list-style-type: none"> 1. Take immediate action to avoid further exceedance; 2. Submit proposals for remedial actions to IC(E) within 3 working days of notification; 3. Implement the agreed proposals; 4. Amend proposal if appropriate.
2. Exceedance for two or more consecutive samples	<ol style="list-style-type: none"> 1. Notify IC(E), ER, Contractor and EPD; 2. Identify source; 3. Repeat measurement to confirm findings; 4. Increase monitoring frequency to daily; 5. Carry out analysis of Contractor's working procedures to determine possible mitigation to be implemented; 6. Arrange meeting with IC(E) and ER to discuss the remedial actions to be taken; 7. Assess effectiveness of Contractor's remedial actions and keep IC(E), EPD and ER informed of the results; 8. If exceedance stops, cease additional monitoring. 	<ol style="list-style-type: none"> 1. Discuss amongst ER, ET, and Contractor on the potential remedial actions; 2. Review Contractor's remedial actions whenever necessary to assure their effectiveness and advise the ER accordingly; 3. Supervise the implementation of remedial measures. 	<ol style="list-style-type: none"> 1. Confirm receipt of notification of failure in writing; 2. Notify Contractor; 3. In consolidation with the IC(E), agree with the Contractor on the remedial measures to be implemented; 4. Ensure remedial measures properly implemented; 5. If exceedance continues, consider what portion of the work is responsible and instruct the Contractor to stop that portion of work until the exceedance is abated. 	<ol style="list-style-type: none"> 1. Take immediate action to avoid further exceedance; 2. Submit proposals for remedial actions to IC(E) within 3 working days of notification; 3. Implement the agreed proposals; 4. Resubmit proposals if problem still not under control; 5. Stop the relevant portion of works as determined by the ER until the exceedance is abated.

Construction Noise

EVENT	ACTION	IC(E)	ER	CONTRACTOR
	ET	IC(E)	ER	CONTRACTOR
Action Level	<ol style="list-style-type: none"> 1. Notify IC(E) and Contractor; 2. Carry out investigation; 3. Report the results of investigation to the IC(E), ER and Contractor; 4. Discuss with the Contractor and formulate remedial measures; 5. Increase monitoring frequency to check mitigation effectiveness 	<ol style="list-style-type: none"> 1. Review the analysed results submitted by the ET; 2. Review the proposed remedial measures by the Contractor and advise the ER accordingly; 3. Supervise the implementation of remedial measures. 	<ol style="list-style-type: none"> 1. Confirm receipt of notification of failure in writing; 2. Notify Contractor; 3. Require Contractor to propose remedial measures for the analysed noise problem; 4. Ensure remedial measures are properly implemented. 	<ol style="list-style-type: none"> 1. Submit noise mitigation proposals to IC(E); 2. Implement noise mitigation proposals.
Limit Level	<ol style="list-style-type: none"> 1. Identify source; 2. Inform IC(E), ER, EPD and Contractor; 3. Repeat measurements to confirm findings; 4. Increase monitoring frequency; 5. Carry out analysis of Contractor's working procedures to determine possible mitigation to be implemented; 6. Inform IC(E), ER and EPD the causes and actions taken for the exceedances; 7. Assess effectiveness of Contractor's remedial actions and keep IC(E), EPD and ER informed of the results; 8. If exceedance stops, cease additional monitoring. 	<ol style="list-style-type: none"> 1. Discuss amongst ER, ET, and Contractor on the potential remedial actions; 2. Review Contractors remedial actions whenever necessary to assure their effectiveness and advise the ER accordingly; 3. Supervise the implementation of remedial measures. 	<ol style="list-style-type: none"> 1. Confirm receipt of notification of failure in writing; 2. Notify Contractor; 3. Require Contractor to propose remedial measures for the analysed noise problem; 4. Ensure remedial measures properly implemented; 5. If exceedance continues, consider what portion of the work is responsible and instruct the Contractor to stop that portion of work until the exceedance is abated. 	<ol style="list-style-type: none"> 1. Take immediate action to avoid further exceedance; 2. Submit proposals for remedial actions to IC(E) within 3 working days of notification; 3. Implement the agreed proposals; 4. Resubmit proposals if problem still not under control; 5. Stop the relevant portion of works as determined by the ER until the exceedance is abated.

Water Quality

EVENT	ACTION			
	ET	IC(E)	ER	CONTRACTOR
ACTION LEVEL				
1. Exceedance for one sampling day	<ol style="list-style-type: none"> Repeat in-situ measurement on the next day of exceedance to confirm findings; Identify source(s) of impact; Inform ICE, Contractor, ER, EPD and AFCD; and Check monitoring data, all plant, equipment and Contractor's working methods. 	<ol style="list-style-type: none"> Check monitoring data submitted by ET and Contractor's working methods 	<ol style="list-style-type: none"> Confirm receipt of notification of non-compliance in writing; and Notify Contractor 	<ol style="list-style-type: none"> Information the ER and confirm notification of the non-compliance in writing; Rectify unacceptable practice; and Amend working methods if appropriate
2. Exceedance for two or more consecutive sampling days	<ol style="list-style-type: none"> Same as the above; Inform ICE, Contractor, ER, EPD and AFCD; Discuss mitigation measures with IC(E), RE and Contractor; Ensure well implementation of mitigation measures; and Increase the monitoring frequency to daily until no exceedance of Action Level 	<ol style="list-style-type: none"> Same as the above; Discuss with ET and Contractor on possible remedial actions; Review the proposed mitigation measures submitted by Contractor and advise the ER accordingly; and Supervise the implementation of mitigation measures. 	<ol style="list-style-type: none"> Discuss with IC(E) on the proposed mitigation measures; Ensure well implementation of mitigation measures; and Assess the effectiveness of the implemented mitigation measures 	<ol style="list-style-type: none"> Same as the above; Check all plant and equipment and consider changes of working methods; Submit proposal of additional mitigation measures to ER within 3 working days of notification and discuss with ET, IC(E), and ER; and Implement the agreed mitigation measures
LIMIT LEVEL				
1. Exceedance for one sampling day	<ol style="list-style-type: none"> Repeat in-situ measurement on the next day of exceedance to confirm findings; Identify source(s) of impact; Inform ICE, Contractor, ER, EPD and AFCD; Check monitoring data, all plant, equipment and Contractor's working methods; and Discuss mitigation measures with IC(E), RE and Contractor 	<ol style="list-style-type: none"> Check monitoring data submitted by ET and Contractor's working method Discuss with ER and Contractor on possible remedial actions; and Review the proposed mitigation measures submitted by Contractor and advise the ER accordingly 	<ol style="list-style-type: none"> Confirm receipt of notification failure in writing; and Discuss with IC(E), ET and Contractor on the proposed mitigation measures; and Request Contractor to review the working methods 	<ol style="list-style-type: none"> Inform the ER and confirm notification of the failure in writing; Rectify unacceptable practice; Check all plant and equipment and consider changes of working methods; and Submit proposal of mitigation measures to ER within 3 working days of notification and discuss with ET and ER
2. Exceedance for two or more consecutive sampling days	<ol style="list-style-type: none"> Same as the above; Ensure mitigation measures are implemented; and Increase the monitoring frequency to daily until no exceedance of Limit Level for two consecutive days 	<ol style="list-style-type: none"> Same as the above; and Supervise the Implementation of mitigation measures 	<ol style="list-style-type: none"> Same as the above; Ensure well implementation of mitigation measures Make agreement on the mitigation measures to be implemented; and Consider and instruct, if necessary, the Contractor to slow down or to stop all or part of the construction activities until no exceedance of limit level 	<ol style="list-style-type: none"> Same as the above; Take immediate action to avoid further exceedance; Implement the agreed mitigation measures; Resubmit proposals of mitigation measures if problem still not under control; and As directed by the Engineer, to slow down or to stop all or part of the construction activities until to no exceedance of Limit Level.

Appendix G

Impact Monitoring Schedule

Impact Monitoring Schedule for the Reporting Period

Date		Air Quality		Noise	Water Quality
		1-hour TSP	24-hour TSP	Leq (30min)	
Sat	26-Jul-14	✓			
Sun	27-Jul-14				
Mon	28-Jul-14				
Tue	29-Jul-14				
Wed	30-Jul-14				
Thu	31-Jul-14		✓		
Fri	1-Aug-14	✓		✓	
Sat	2-Aug-14				
Sun	3-Aug-14				
Mon	4-Aug-14				
Tue	5-Aug-14				
Wed	6-Aug-14		✓		
Thu	7-Aug-14	✓		✓	
Fri	8-Aug-14				
Sat	9-Aug-14				
Sun	10-Aug-14				
Mon	11-Aug-14				
Tue	12-Aug-14		✓		
Wed	13-Aug-14	✓		✓	
Thu	14-Aug-14				
Fri	15-Aug-14				
Sat	16-Aug-14				
Sun	17-Aug-14				
Mon	18-Aug-14		✓		
Tue	19-Aug-14	✓		✓	
Wed	20-Aug-14				
Thu	21-Aug-14				
Fri	22-Aug-14				
Sat	23-Aug-14		✓		
Sun	24-Aug-14				
Mon	25-Aug-14	✓		✓	

*Post-Construction Water Quality Monitoring

✓	Monitoring Day
	Sunday or Public Holiday

Impact Monitoring Schedule for next Reporting Period

Date		Air Quality		Noise	Water Quality
		1-hour TSP	24-hour TSP	Leq (30min)	
Tue	26-Aug-14	✓		✓	
Wed	27-Aug-14		✓		
Thu	28-Aug-14				
Fri	29-Aug-14				
Sat	30-Aug-14				
Sun	31-Aug-14				
Mon	1-Sep-14	✓		✓	
Tue	2-Sep-14		✓		
Wed	3-Sep-14				
Thu	4-Sep-14				
Fri	5-Sep-14				
Sat	6-Sep-14	✓			
Sun	7-Sep-14				
Mon	8-Sep-14		✓		
Tue	9-Sep-14				
Wed	10-Sep-14				
Thu	11-Sep-14				
Fri	12-Sep-14	✓		✓	
Sat	13-Sep-14		✓		
Sun	14-Sep-14				
Mon	15-Sep-14				
Tue	16-Sep-14				
Wed	17-Sep-14				
Thu	18-Sep-14	✓		✓	
Fri	19-Sep-14		✓		
Sat	20-Sep-14				
Sun	21-Sep-14				
Mon	22-Sep-14				
Tue	23-Sep-14				
Wed	24-Sep-14	✓		✓	
Thu	25-Sep-14		✓		

✓	Monitoring Day
	Sunday or Public Holiday

Appendix H

Monitoring Data Sheet

24-hour TSP Monitoring Data Sheet

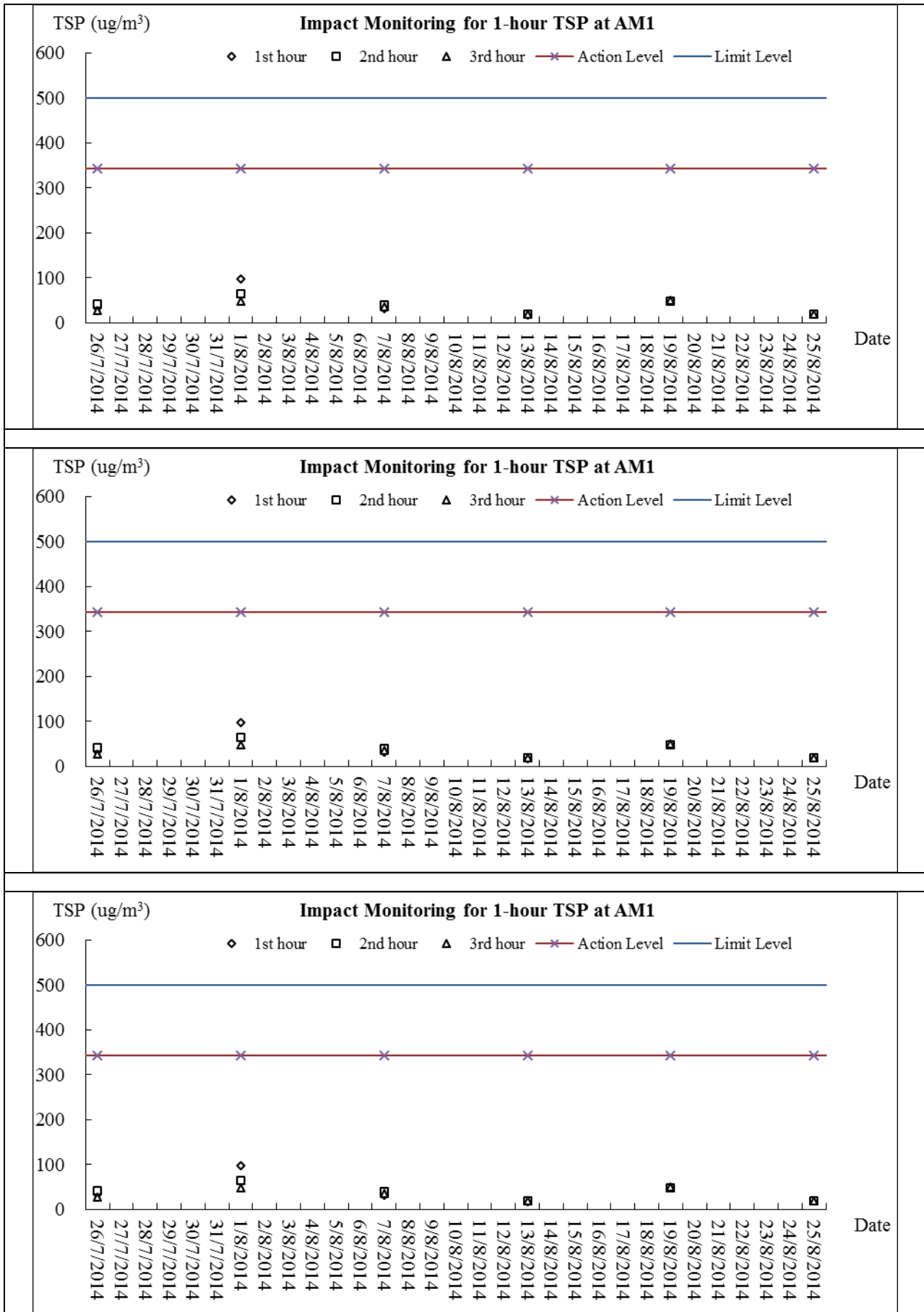
Air Quality Monitoring - 24-hour TSP Monitoring data sheet

DATE	SAMPLE NUMBER	ELAPSED TIME			CHART READING			AVG TEMP (oC)	STANDARD			INITIAL FILTER WEIGHT (g)	FINAL FILTER WEIGHT (g)	WEIGHT DUST COLLECTED (g)	DUST 24-hour TSP IN AIR (ug/m ³)
		INITIAL	FINAL	ACTUAL (min)	MIN	MAX	AVG		AVG PRESS (hPa)	FLOW RATE (m3/min)	AIR VOLUME (std m3)				
24-hour TSP Monitoring Results - AM1															
31-Jul-14	207671	15261.49	15285.49	1440.00	38	40	39	28.8	1004.7	1.16	1677	2.7002	2.737	0.0368	22
6-Aug-14	207690	15285.49	15309.49	1440.00	39	42	40.5	28.1	1003.8	1.21	1740	2.7178	2.7543	0.0365	21
12-Aug-14	27068	15309.49	15333.49	1440.00	39	40	39.5	28.5	1005.1	1.18	1698	2.7268	2.7338	0.0070	4
18-Aug-14	27073	15333.49	15357.49	1440.00	36	42	39	29.6	1008.2	1.16	1677	2.7017	2.7365	0.0348	21
23-Aug-14	27065	15357.49	15381.49	1440.00	37	41	39	29.1	1009.8	1.17	1680	2.8319	2.8596	0.0277	16
24-hour TSP Monitoring Results - AM2															
31-Jul-14	207673	13808.78	13832.81	1441.80	35	36	35.5	28.8	1004.7	1.24	1793	2.6965	2.7397	0.0432	24
6-Aug-14	207691	13832.81	13856.81	1440.00	36	39	37.5	28.1	1003.6	1.31	1879	2.7127	2.7589	0.0462	25
12-Aug-14	27069	13856.81	13880.82	1440.60	38	39	38.5	28.5	1005.1	1.34	1924	2.7284	2.7713	0.0429	22
18-Aug-14	27075	13880.82	13904.82	1440.00	36	39	37.5	29.6	1008.2	1.30	1879	2.7217	2.7938	0.0721	38
23-Aug-14	27066	13904.82	13928.82	1440.00	35	38	36.5	29.1	1009.8	1.28	1838	2.842	2.8827	0.0407	22
24-hour TSP Monitoring Results - AM3															
31-Jul-14	207674	9257.72	9281.68	1437.6	42	44	43	28.8	1004.7	1.52	2189	2.6848	2.7396	0.0548	25
6-Aug-14	207692	9281.68	9305.7	1441.20	41	44	42.5	28.1	1003.6	1.51	2172	2.7114	2.769	0.0576	27
12-Aug-14	27070	9305.7	9329.71	1440.60	38	40	39	28.5	1005.1	1.39	2004	2.7304	2.7615	0.0311	16
18-Aug-14	power failure			0.00			#DIV/0!			#DIV/0!	#DIV/0!			0.0000	0
23-Aug-14	27067	9329.71	9353.96	1455.00	37	41	39	29.1	1009.8	1.39	2026	2.8362	2.8591	0.0229	11

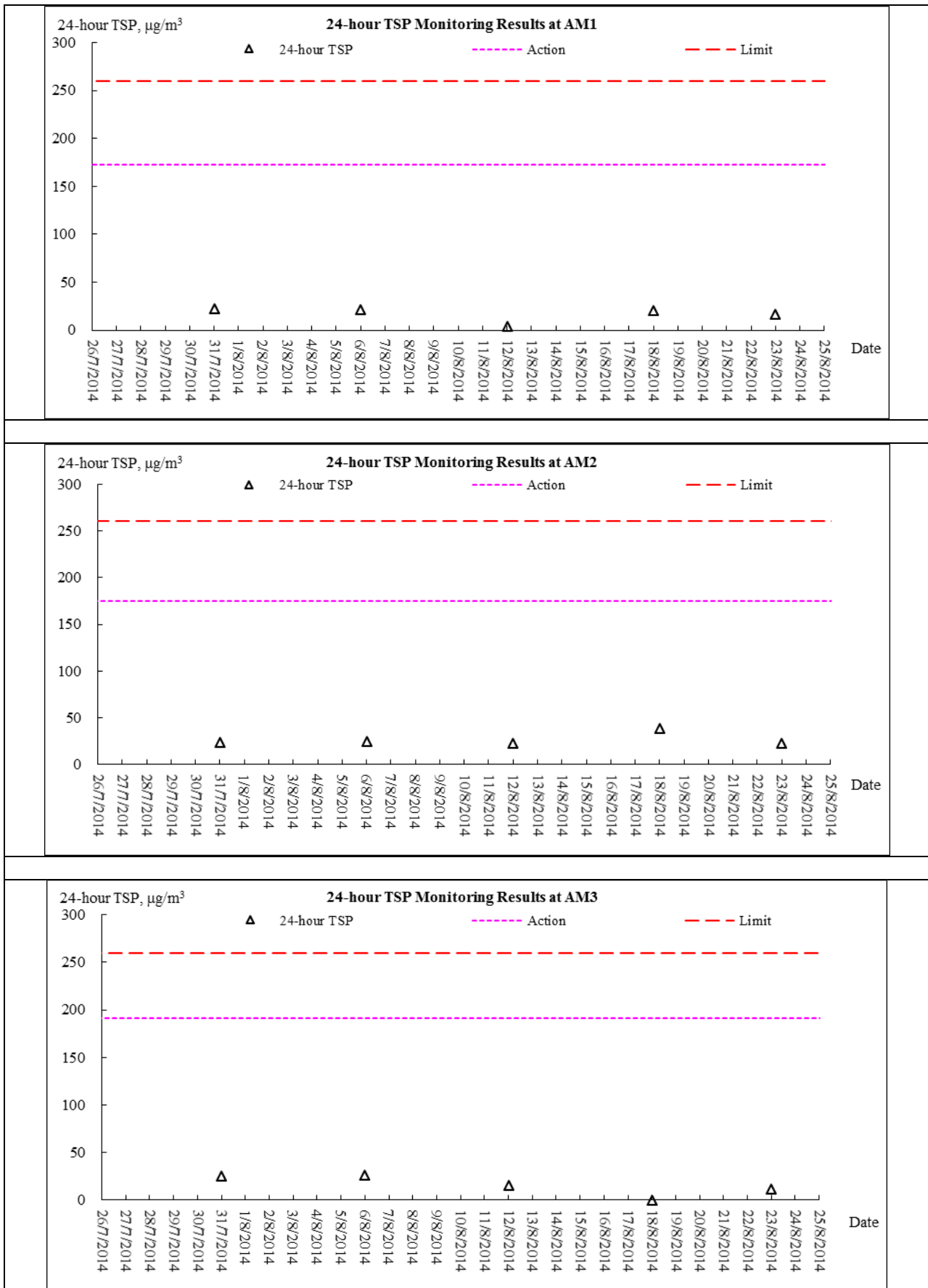
Appendix I

Graphical Plots of Monitoring Results

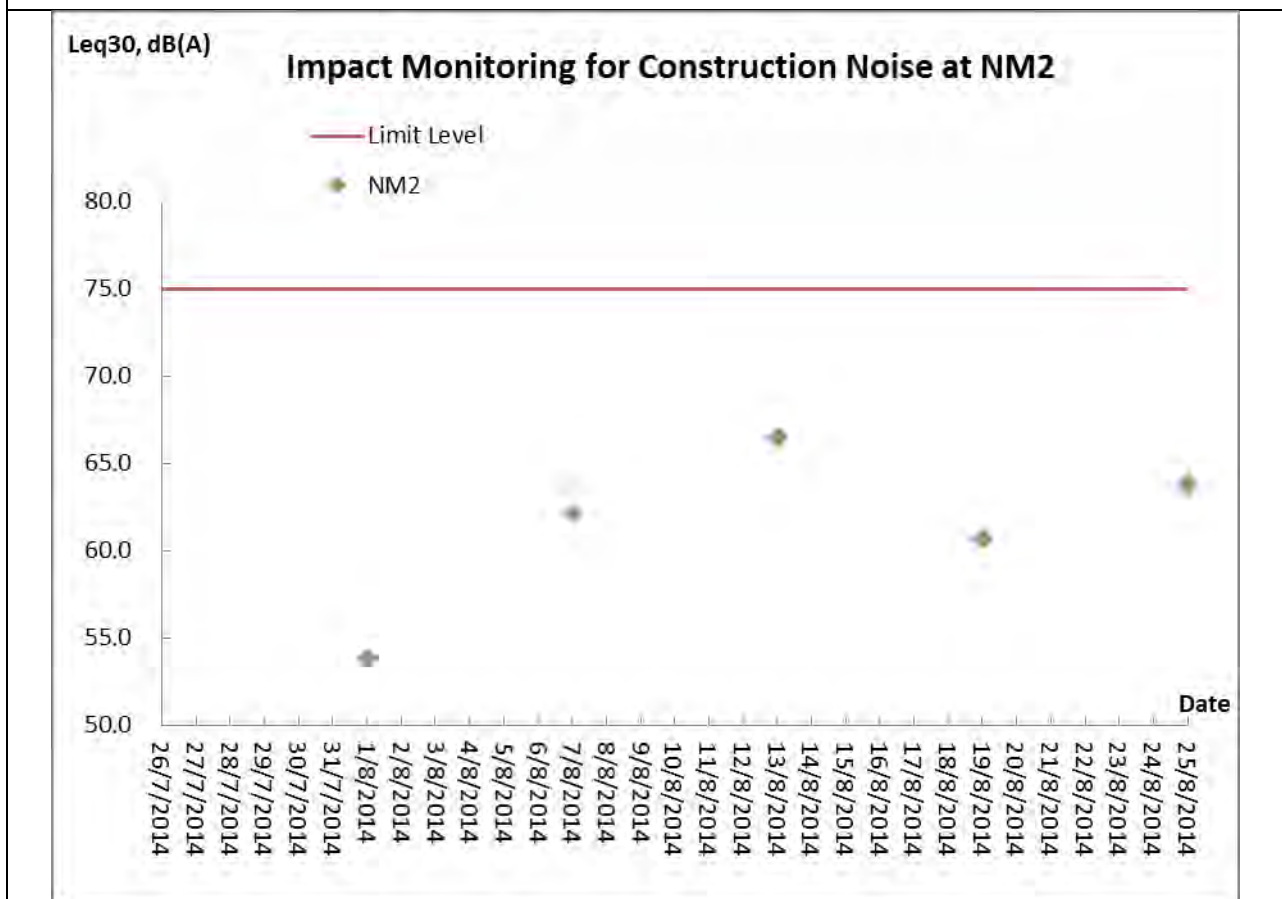
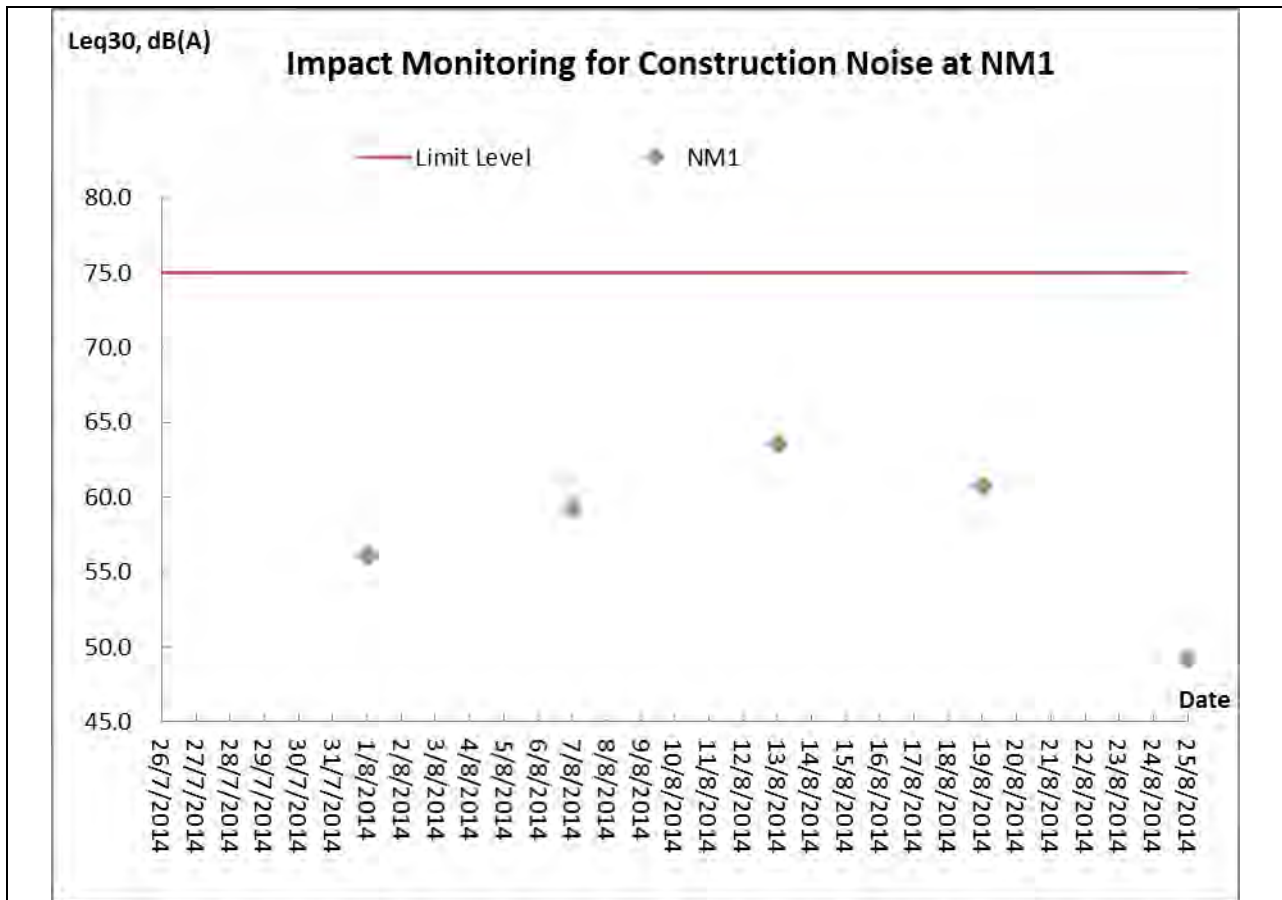
Air Quality Monitoring – 1 hour TSP Monitoring

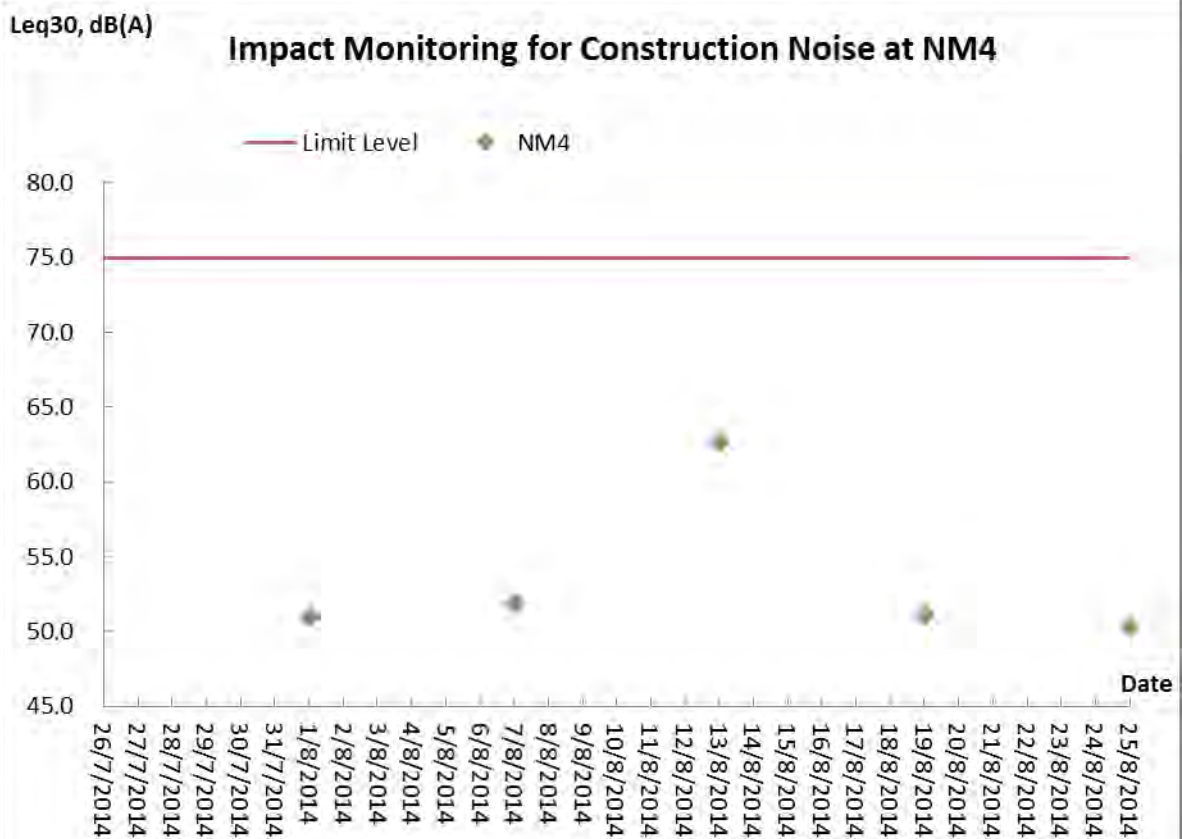
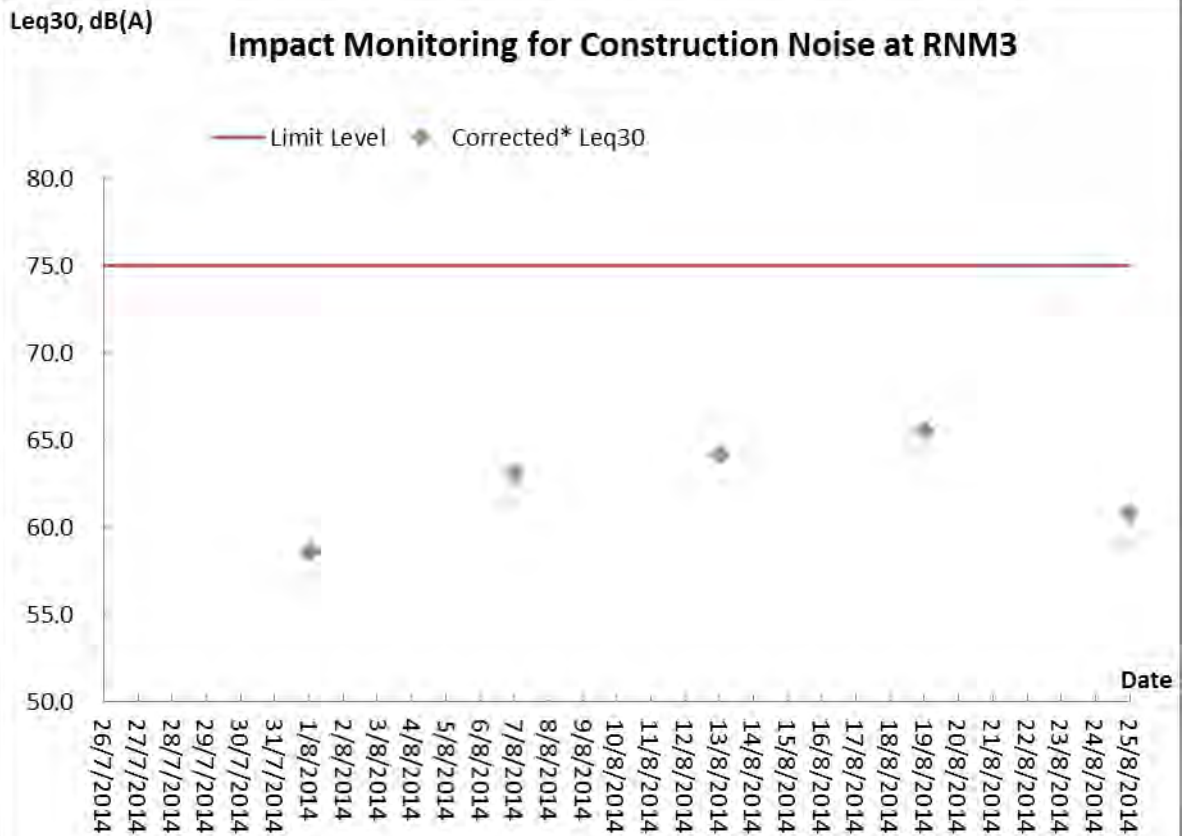


Air Quality Monitoring – 24 hour TSP Monitoring



Construction Noise Monitoring





Appendix J

Meteorological Information

Meteorological Data Extracted from HKO during the Reporting Period

Date		Weather
26-Jul-14	Sat	Mainly fine and very hot apart from isolated showers. Moderate west to southwesterly winds.
27-Jul-14	Sun	Mainly fine and very hot apart from isolated showers. Moderate west to southwesterly winds.
28-Jul-14	Mon	Mainly fine apart from isolated showers. Very hot during the day. Light to moderate east to southeasterly winds.
29-Jul-14	Tue	Fine and very hot. Light winds.
30-Jul-14	Wed	Fine and very hot. Light winds.
31-Jul-14	Thu	Fine and very hot. There will be some haze later. Light to moderate westerly winds.
1-Aug-14	Fri	Mainly fine and very hot apart from isolated showers and thunderstorms. Moderate west to southwesterly winds.
2-Aug-14	Sat	Hot with sunny intervals and a few showers. Light to moderate southerly winds.
3-Aug-14	Sun	Hot with sunny intervals and a few showers. Light to moderate southerly winds.
4-Aug-14	Mon	Sunny periods and a few showers. There will be isolated thunderstorms at first. Moderate southwesterly winds.
5-Aug-14	Tue	Hot with sunny intervals and a few showers. Light to moderate southerly winds.
6-Aug-14	Wed	Mainly cloudy with showers and a few thunderstorms. Light to moderate southerly winds.
7-Aug-14	Thu	Cloudy with showers and a few thunderstorms. Moderate southwesterly winds.
8-Aug-14	Fri	Hot with sunny periods. There will be isolated showers. Moderate southwesterly winds.
9-Aug-14	Sat	Mainly cloudy with a few showers. Sunny intervals during the day. Moderate southwesterly winds.
10-Aug-14	Sun	Mainly cloudy with a few showers. Hot with sunny intervals. Moderate to fresh southwesterly winds.
11-Aug-14	Mon	Sunny intervals and a few showers. It will be hot. Moderate southwesterly winds, fresh occasionally.
12-Aug-14	Tue	Cloudy to overcast with showers and squally thunderstorms. Moderate southwesterly winds.
13-Aug-14	Wed	Cloudy to overcast with showers and squally thunderstorms. Moderate southwesterly winds.
14-Aug-14	Thu	Mainly fine and hot. Moderate southwesterly winds.
15-Aug-14	Fri	Mainly fine and hot. Moderate southwesterly winds.
16-Aug-14	Sat	Mainly fine and hot. Moderate southwesterly winds.
17-Aug-14	Sun	Mainly fine and hot. Moderate southwesterly winds.
18-Aug-14	Mon	Mainly fine and hot. Moderate southwesterly winds.
19-Aug-14	Tue	Mainly cloudy with showers and a few squally thunderstorms. Moderate southwesterly wind.
20-Aug-14	Wed	Mainly cloudy with showers and a few thunderstorms. Light to moderate southerly winds.
21-Aug-14	Thu	Hot with sunny periods. A few showers at first. Light to moderate southerly winds.
22-Aug-14	Fri	Hot with sunny periods. A few showers at first. Light to moderate southerly winds.
23-Aug-14	Sat	Mainly fine. Very hot. Light to moderate southeasterly winds.
24-Aug-14	Sun	Mainly fine. Very hot in the afternoon. Light to moderate southeasterly winds.
25-Aug-14	Mon	Mainly fine. Very hot in the afternoon. Light to moderate southeasterly winds.

Appendix K

Monthly Summary Waste Flow Table

Monthly Summary Waste Flow Table for August 2014

Month	Actual Quantities of Inert C&D Materials Generated Monthly												Actual Quantities of C&D Wastes Generated Monthly										
	Total Quantity Generated (a) = (c)+(d)+(e)		Hard Rock and Large Broken Concrete (b)		Reused in the Contract (c)		Reused in other Projects (d)		Disposed as Public Fill (e)		Imported Fill (f)		Metals		Paper/ cardboard packaging		Plastics		Chemical Waste		Others, e.g. rubbish		
	(in '000m ³)		(in '000m ³)		(in '000m ³)		(in '000m ³)		(in '000m ³)		(in '000m ³)		(in '000kg)		(in '000kg)		(in '000kg)		(in '000kg)		(in tonne)		
	YSW	SKW	YSW	SKW	YSW	SKW	YSW	SKW	YSW	SKW	YSW	SKW	YSW	SKW	YSW	SKW	YSW	SKW	YSW	SKW	YSW	SKW	
2014	15.933	50.762	0.160	0.432	0.740	2.802	0.000	0.000	15.194	47.960	0.000	0.000	0.000	0.000	0.000	0.000	0.000	0.000	0.000	0.000	487.580	290.030	
Jan	0.342	0.325	0.000	0.005	0.000	0.000	0.000	0.000	0.342	0.325	0.000	0.000	0.000	0.000	0.000	0.000	0.000	0.000	0.000	0.000	4.480	4.820	
Feb	0.000	0.000	0.000	0.000	0.000	0.000	0.000	0.000	0.000	0.000	0.000	0.000	0.000	0.000	0.000	0.000	0.000	0.000	0.000	0.000	18.110	4.300	
Mar	0.305	0.000	0.000	0.000	0.000	0.000	0.000	0.000	0.305	0.000	0.000	0.000	0.000	0.000	0.000	0.000	0.000	0.000	0.000	0.000	5.150	4.340	
Apr	0.000	0.000	0.000	0.005	0.000	0.000	0.000	0.000	0.000	0.000	0.000	0.000	0.000	0.000	0.000	0.000	0.000	0.000	0.000	0.000	4.030	3.900	
May	0.000	0.000	0.000	0.000	0.000	0.000	0.000	0.000	0.000	0.000	0.000	0.000	0.000	0.000	0.000	0.000	0.000	0.000	0.000	0.000	35.810	4.180	
Jun	0.000	0.000	0.000	0.000	0.000	0.000	0.000	0.000	0.000	0.000	0.000	0.000	0.000	0.000	0.000	0.000	0.000	0.000	0.000	0.000	33.060	5.900	
Sub-total	16.581	51.087	0.160	0.442	0.740	2.802	0.000	0.000	15.841	48.285	0.000	0.000	0.000	0.000	0.000	0.000	0.000	0.000	0.000	0.000	588.220	317.470	
Jul	0.000	0.000	0.000	0.000	0.000	0.000	0.000	0.000	0.000	0.000	0.000	0.000	0.000	0.000	0.000	0.000	0.000	0.000	0.000	0.000	21.980	11.300	
Aug	0.000	0.000	0.000	0.000	0.000	0.000	0.000	0.000	0.000	0.000	0.000	0.000	0.000	0.000	0.000	0.000	0.000	0.000	0.000	0.000	22.250	3.540	
Sep																							
Oct																							
Nov																							
Dec																							
Total	16.581	51.087	0.160	0.442	0.740	2.802	0.000	0.000	15.841	48.285	0.000	0.000	0.000	0.000	0.000	0.000	0.000	0.000	0.000	0.000	632.450	332.310	
	67.668		0.602		3.542		0.000		64.126		0.000		0.000		0.000		0.000		0.000		964.760		

Remark: Assume 1.0 m³ vehicle dump load = 1.6 tonnes C&D materials

YSW: Yung Shue Wan

SKW: Sok Kwu Wan

Appendix L

Weekly Site Inspection Checklist

Project: TCS/00512/09
DC-2009-13: Construction of Sewage Treatment Works at Yung Shue Wan and Sok Kwu Wan

Inspected by
 ETL/ ET's Representative
 RE's Representative
 Contractor's Representative
 IEC's Representative

Checklist No. TCS512B-29 July 2014
 Mr. Martin Li
 Mr. Daniel Chau
 Mr. M.K. Leung

Date: 29 July 2014

Time: 11:00

PART A: GENERAL INFORMATION

Environmental Permit No.

Weather: Sunny Fine Cloudy Rainy
 Temperature: 30.1 °C
 Humidity: High Moderate Low
 Wind: Strong Breeze Light Calm

EP- 281/2007A

Area Inspected

1 Sok Kwu Wan

PART B: SITE AUDIT

Note:	Not Obs.	Yes	No	Follow Up	N/A	Photo/Remarks
-------	----------	-----	----	-----------	-----	---------------

Not Obs.: Not Observed; Yes: Compliance; No: Non-Compliance; Follow Up: Observations requiring follow-up actions N/A: Not Applicable

Section 1: Water Quality

1.01	Is an effluent discharge license obtained for the Project?	<input type="checkbox"/>	<input checked="" type="checkbox"/>	<input type="checkbox"/>	<input type="checkbox"/>	<input type="checkbox"/>	
1.02	Is the effluent discharged in accordance with the discharge licence?	<input type="checkbox"/>	<input checked="" type="checkbox"/>	<input type="checkbox"/>	<input type="checkbox"/>	<input type="checkbox"/>	
1.03	Is the discharge of turbid water avoided?	<input type="checkbox"/>	<input checked="" type="checkbox"/>	<input type="checkbox"/>	<input type="checkbox"/>	<input type="checkbox"/>	
1.04	Are there proper desilting facilities in the drainage systems to reduce SS levels in effluent?	<input type="checkbox"/>	<input checked="" type="checkbox"/>	<input type="checkbox"/>	<input type="checkbox"/>	<input type="checkbox"/>	
1.05	Are there channels, sandbags or bunds to direct surface run-off to sedimentation tanks?	<input type="checkbox"/>	<input checked="" type="checkbox"/>	<input type="checkbox"/>	<input type="checkbox"/>	<input type="checkbox"/>	
1.06	Are there any perimeter channels provided at site boundaries to intercept storm runoff from crossing the site?	<input type="checkbox"/>	<input checked="" type="checkbox"/>	<input type="checkbox"/>	<input type="checkbox"/>	<input type="checkbox"/>	
1.07	Is drainage system well maintained?	<input type="checkbox"/>	<input checked="" type="checkbox"/>	<input type="checkbox"/>	<input type="checkbox"/>	<input type="checkbox"/>	
1.08	As excavation proceeds, are temporary access roads protected by crushed stone or gravel?	<input type="checkbox"/>	<input type="checkbox"/>	<input type="checkbox"/>	<input type="checkbox"/>	<input checked="" type="checkbox"/>	
1.09	Are temporary exposed slopes properly covered?	<input type="checkbox"/>	<input type="checkbox"/>	<input type="checkbox"/>	<input type="checkbox"/>	<input checked="" type="checkbox"/>	
1.10	Are earthworks final surfaces well compacted or protected?	<input type="checkbox"/>	<input checked="" type="checkbox"/>	<input type="checkbox"/>	<input type="checkbox"/>	<input type="checkbox"/>	
1.11	Are manholes adequately covered or temporarily sealed?	<input type="checkbox"/>	<input checked="" type="checkbox"/>	<input type="checkbox"/>	<input type="checkbox"/>	<input type="checkbox"/>	
1.12	Are there any procedures and equipment for rainstorm protection?	<input type="checkbox"/>	<input checked="" type="checkbox"/>	<input type="checkbox"/>	<input type="checkbox"/>	<input type="checkbox"/>	
1.13	Are wheel washing facilities well maintained?	<input type="checkbox"/>	<input type="checkbox"/>	<input type="checkbox"/>	<input type="checkbox"/>	<input checked="" type="checkbox"/>	
1.14	Is runoff from wheel washing facilities avoided?	<input type="checkbox"/>	<input type="checkbox"/>	<input type="checkbox"/>	<input type="checkbox"/>	<input checked="" type="checkbox"/>	
1.15	Are there toilets provided on site?	<input type="checkbox"/>	<input checked="" type="checkbox"/>	<input type="checkbox"/>	<input type="checkbox"/>	<input type="checkbox"/>	
1.16	Are toilets properly maintained?	<input type="checkbox"/>	<input checked="" type="checkbox"/>	<input type="checkbox"/>	<input type="checkbox"/>	<input type="checkbox"/>	
1.17	Are the vehicle and plant servicing areas paved and located within roofed areas?	<input type="checkbox"/>	<input type="checkbox"/>	<input type="checkbox"/>	<input type="checkbox"/>	<input checked="" type="checkbox"/>	
1.18	Is the oil/grease leakage or spillage avoided?	<input type="checkbox"/>	<input checked="" type="checkbox"/>	<input type="checkbox"/>	<input type="checkbox"/>	<input type="checkbox"/>	
1.19	Are there any measures to prevent leaked oil from entering the drainage system?	<input type="checkbox"/>	<input checked="" type="checkbox"/>	<input type="checkbox"/>	<input type="checkbox"/>	<input type="checkbox"/>	
1.20	Are there any measures to collect spilt cement and concrete washings during concreting works?	<input type="checkbox"/>	<input checked="" type="checkbox"/>	<input type="checkbox"/>	<input type="checkbox"/>	<input type="checkbox"/>	
1.21	Are there any oil interceptors/grease traps in the drainage systems for vehicle and plant servicing areas, canteen kitchen, etc?	<input type="checkbox"/>	<input type="checkbox"/>	<input type="checkbox"/>	<input type="checkbox"/>	<input checked="" type="checkbox"/>	

Note:	Not Obs.: Not Observed; Yes: Compliance; No: Non-Compliance; Follow Up: Observations requiring follow-Up actions N/A: Not Applicable	Not Obs.	Yes	No	Follow Up	N/A	Photo/Remarks
1.22	Are the oil interceptors/grease traps maintained properly?	<input type="checkbox"/>	<input type="checkbox"/>	<input type="checkbox"/>	<input type="checkbox"/>	<input checked="" type="checkbox"/>	
1.23	Is used bentonite recycled where appropriate?	<input type="checkbox"/>	<input type="checkbox"/>	<input type="checkbox"/>	<input type="checkbox"/>	<input checked="" type="checkbox"/>	
1.24	Designated settlement area for runoff/wheel wash waste is provide and located at the streambed with 1-2m deep, 12m long and around 50m3 capacities for sedimentation.	<input type="checkbox"/>	<input type="checkbox"/>	<input type="checkbox"/>	<input type="checkbox"/>	<input checked="" type="checkbox"/>	
1.25	No excavation is undertaken in the settlement area.	<input type="checkbox"/>	<input type="checkbox"/>	<input type="checkbox"/>	<input type="checkbox"/>	<input checked="" type="checkbox"/>	
1.26	Concreting wastes water should be neutralized below the pH Action Levels before discharge.	<input type="checkbox"/>	<input type="checkbox"/>	<input type="checkbox"/>	<input type="checkbox"/>	<input checked="" type="checkbox"/>	
1.27	Mobile toilets should provide on site and located away the stream course.	<input type="checkbox"/>	<input checked="" type="checkbox"/>	<input type="checkbox"/>	<input type="checkbox"/>	<input type="checkbox"/>	
1.28	License collector should be employed for handling the sewage of mobile toilet.	<input type="checkbox"/>	<input checked="" type="checkbox"/>	<input type="checkbox"/>	<input type="checkbox"/>	<input type="checkbox"/>	
1.29	Is ponding /stand water avoided?	<input type="checkbox"/>	<input checked="" type="checkbox"/>	<input type="checkbox"/>	<input type="checkbox"/>	<input type="checkbox"/>	
Section 2: Air Quality							
2.01	Are there wheel washing facilities with high pressure jets provided at every vehicle exit point?	<input type="checkbox"/>	<input type="checkbox"/>	<input type="checkbox"/>	<input type="checkbox"/>	<input checked="" type="checkbox"/>	
2.02	Are vehicles washed to remove any dusty materials from their bodies and wheels before leaving construction sites?	<input type="checkbox"/>	<input checked="" type="checkbox"/>	<input type="checkbox"/>	<input type="checkbox"/>	<input type="checkbox"/>	
2.03	Are the excavated materials sprayed with water during handling?	<input type="checkbox"/>	<input type="checkbox"/>	<input type="checkbox"/>	<input type="checkbox"/>	<input checked="" type="checkbox"/>	
2.04	Are stockpiles of dusty materials sprayed with water, covered or placed in sheltered areas?	<input type="checkbox"/>	<input checked="" type="checkbox"/>	<input type="checkbox"/>	<input type="checkbox"/>	<input type="checkbox"/>	
2.05	Is the exposed earth properly treated within six months after the last construction activities?	<input type="checkbox"/>	<input type="checkbox"/>	<input type="checkbox"/>	<input type="checkbox"/>	<input checked="" type="checkbox"/>	
2.06	Are the access roads sprayed with water to maintain the entire road surface wet or paved?	<input type="checkbox"/>	<input type="checkbox"/>	<input type="checkbox"/>	<input type="checkbox"/>	<input checked="" type="checkbox"/>	
2.07	Is the surface where any drilling, cutting, polishing or breaking operation continuously sprayed with water?	<input type="checkbox"/>	<input type="checkbox"/>	<input type="checkbox"/>	<input type="checkbox"/>	<input checked="" type="checkbox"/>	
2.08	Is the load on vehicles covered entirely by clean impervious sheeting?	<input type="checkbox"/>	<input type="checkbox"/>	<input type="checkbox"/>	<input type="checkbox"/>	<input checked="" type="checkbox"/>	
2.09	Is the loading of materials to a level higher than the side and tail boards during transportation by vehicles avoided?	<input type="checkbox"/>	<input type="checkbox"/>	<input type="checkbox"/>	<input type="checkbox"/>	<input checked="" type="checkbox"/>	
2.10	Is the road leading to the construction site within 30m of the vehicle entrance kept clear of dusty materials?	<input type="checkbox"/>	<input type="checkbox"/>	<input type="checkbox"/>	<input type="checkbox"/>	<input checked="" type="checkbox"/>	
2.11	Is dark smoke emission from plant/equipment avoided?	<input type="checkbox"/>	<input checked="" type="checkbox"/>	<input type="checkbox"/>	<input type="checkbox"/>	<input type="checkbox"/>	
2.12	Are de-bagging, batching and mixing processes carried out in sheltered areas during the use of bagged cement?	<input type="checkbox"/>	<input type="checkbox"/>	<input type="checkbox"/>	<input type="checkbox"/>	<input checked="" type="checkbox"/>	
2.13	Are site vehicles travelling within the speed limit not more than 15km/hour?	<input type="checkbox"/>	<input type="checkbox"/>	<input type="checkbox"/>	<input type="checkbox"/>	<input checked="" type="checkbox"/>	
2.14	Are hoardings of not less than 2.4m high provided along the site boundary, which adjoins areas accessible to the public?	<input type="checkbox"/>	<input checked="" type="checkbox"/>	<input type="checkbox"/>	<input type="checkbox"/>	<input type="checkbox"/>	
2.15	Is open burning avoided?	<input type="checkbox"/>	<input checked="" type="checkbox"/>	<input type="checkbox"/>	<input type="checkbox"/>	<input type="checkbox"/>	
2.16	Excavated materials from the stream must be removed from the site on the same day. The materials shall be stored in covered impermeable skips awaiting removal from site.	<input type="checkbox"/>	<input type="checkbox"/>	<input type="checkbox"/>	<input type="checkbox"/>	<input checked="" type="checkbox"/>	
Section 3: Noise							
3.01	Are noisy equipment and activities positioned as far as practicable from the sensitive receivers?	<input type="checkbox"/>	<input type="checkbox"/>	<input type="checkbox"/>	<input type="checkbox"/>	<input checked="" type="checkbox"/>	
3.02	Is silenced equipment adopted?	<input type="checkbox"/>	<input type="checkbox"/>	<input type="checkbox"/>	<input type="checkbox"/>	<input checked="" type="checkbox"/>	
3.03	Is idle equipment turned off or throttled down?	<input checked="" type="checkbox"/>	<input type="checkbox"/>	<input type="checkbox"/>	<input type="checkbox"/>	<input type="checkbox"/>	
3.04	Are all plant and equipment well maintained and in good condition?	<input type="checkbox"/>	<input checked="" type="checkbox"/>	<input type="checkbox"/>	<input type="checkbox"/>	<input type="checkbox"/>	
3.05	Are noise barriers or enclosures provided at areas where construction activities cause noise impact on sensitive receivers?	<input type="checkbox"/>	<input type="checkbox"/>	<input type="checkbox"/>	<input type="checkbox"/>	<input checked="" type="checkbox"/>	
3.06	Are hand held breakers fitted with valid noise emission labels during operation?	<input type="checkbox"/>	<input type="checkbox"/>	<input type="checkbox"/>	<input type="checkbox"/>	<input checked="" type="checkbox"/>	
3.07	Are air compressors fitted with valid noise emission labels during operation?	<input type="checkbox"/>	<input type="checkbox"/>	<input type="checkbox"/>	<input type="checkbox"/>	<input checked="" type="checkbox"/>	

Note:	Not Obs.: Not Observed; Yes: Compliance; No: Non-Compliance; Follow Up: Observations requiring follow-up actions N/A: Not Applicable	Not Obs.	Yes	No	Follow Up	N/A	Photo/Remarks
3.08	Are flaps and panels of mechanical equipment closed during operation?	<input type="checkbox"/>	<input type="checkbox"/>	<input type="checkbox"/>	<input type="checkbox"/>	<input checked="" type="checkbox"/>	
3.09	Are Construction Noise Permit(s) applied for percussive piling works?	<input type="checkbox"/>	<input type="checkbox"/>	<input type="checkbox"/>	<input type="checkbox"/>	<input checked="" type="checkbox"/>	
3.10	Are Construction Noise Permit(s) applied for general construction works during restricted hours?	<input type="checkbox"/>	<input type="checkbox"/>	<input type="checkbox"/>	<input type="checkbox"/>	<input checked="" type="checkbox"/>	
3.11	Are valid Construction Noise Permit(s) posted at site entrances?	<input type="checkbox"/>	<input type="checkbox"/>	<input type="checkbox"/>	<input type="checkbox"/>	<input checked="" type="checkbox"/>	
3.12	Use of quiet plant had been used on site to minimise the construction noise impact to the surrounding residences/dwellings (Level 1 mitigation measures).	<input type="checkbox"/>	<input type="checkbox"/>	<input type="checkbox"/>	<input type="checkbox"/>	<input checked="" type="checkbox"/>	
3.13	Temporary/Moveable noise barrier or site hoarding are provide or erect at the site boundary to minimise the noise impact of the closest NSRs or stationary equipments shield by the noise barrier which cannot visible from NSRs (Level 2 mitigation measure)	<input type="checkbox"/>	<input type="checkbox"/>	<input type="checkbox"/>	<input type="checkbox"/>	<input checked="" type="checkbox"/>	
3.14	Temporary/Moveable noise barrier equal to or more than 3m height with 10kg/m2 are provide for noise mitigation measures (Level 2 mitigation measures).	<input type="checkbox"/>	<input type="checkbox"/>	<input type="checkbox"/>	<input type="checkbox"/>	<input checked="" type="checkbox"/>	
Section 4: Waste/Chemical Management							
4.01	Waste Management Plan had been submit to Engineer for approval.	<input type="checkbox"/>	<input checked="" type="checkbox"/>	<input type="checkbox"/>	<input type="checkbox"/>	<input type="checkbox"/>	
4.02	Are receptacles available for general refuse collection?	<input type="checkbox"/>	<input checked="" type="checkbox"/>	<input type="checkbox"/>	<input type="checkbox"/>	<input type="checkbox"/>	
4.03	Is general refuse sorting or recycling implemented?	<input type="checkbox"/>	<input checked="" type="checkbox"/>	<input type="checkbox"/>	<input type="checkbox"/>	<input type="checkbox"/>	
4.04	Is general refuse disposed of properly and regularly?	<input type="checkbox"/>	<input checked="" type="checkbox"/>	<input type="checkbox"/>	<input type="checkbox"/>	<input type="checkbox"/>	
4.05	Is the Contractor registered as a chemical waste producer?	<input type="checkbox"/>	<input type="checkbox"/>	<input type="checkbox"/>	<input type="checkbox"/>	<input checked="" type="checkbox"/>	
4.06	Are the chemical waste containers and storage area properly labelled?	<input type="checkbox"/>	<input type="checkbox"/>	<input type="checkbox"/>	<input type="checkbox"/>	<input checked="" type="checkbox"/>	
4.07	Are the chemical wastes stored in proper storage areas?	<input type="checkbox"/>	<input type="checkbox"/>	<input type="checkbox"/>	<input type="checkbox"/>	<input checked="" type="checkbox"/>	
4.08	Is the chemical container or equipment provided with drip tray?	<input type="checkbox"/>	<input type="checkbox"/>	<input type="checkbox"/>	<input type="checkbox"/>	<input checked="" type="checkbox"/>	
4.09	Is the chemical waste storage area used for storage of chemical waste only?	<input type="checkbox"/>	<input type="checkbox"/>	<input type="checkbox"/>	<input type="checkbox"/>	<input checked="" type="checkbox"/>	
4.10	Are incompatible chemical wastes stored in different areas?	<input type="checkbox"/>	<input type="checkbox"/>	<input type="checkbox"/>	<input type="checkbox"/>	<input checked="" type="checkbox"/>	
4.11	Are the chemical wastes disposed of by licensed collectors?	<input type="checkbox"/>	<input type="checkbox"/>	<input type="checkbox"/>	<input type="checkbox"/>	<input checked="" type="checkbox"/>	
4.12	Are trip tickets for chemical wastes disposal available for inspection?	<input type="checkbox"/>	<input type="checkbox"/>	<input type="checkbox"/>	<input type="checkbox"/>	<input checked="" type="checkbox"/>	
4.13	Are chemical/fuel storage areas bounded?	<input type="checkbox"/>	<input type="checkbox"/>	<input type="checkbox"/>	<input type="checkbox"/>	<input checked="" type="checkbox"/>	
4.14	Are designated areas identified for storage and sorting of construction wastes?	<input type="checkbox"/>	<input type="checkbox"/>	<input type="checkbox"/>	<input type="checkbox"/>	<input checked="" type="checkbox"/>	
4.15	Are construction wastes sorted (inert and non-inert) on site?	<input type="checkbox"/>	<input checked="" type="checkbox"/>	<input type="checkbox"/>	<input type="checkbox"/>	<input type="checkbox"/>	
4.16	Are construction wastes reused?	<input type="checkbox"/>	<input checked="" type="checkbox"/>	<input type="checkbox"/>	<input type="checkbox"/>	<input type="checkbox"/>	
4.17	Are construction wastes disposed of properly?	<input type="checkbox"/>	<input checked="" type="checkbox"/>	<input type="checkbox"/>	<input type="checkbox"/>	<input type="checkbox"/>	
4.18	Are site hoardings and signboards made of durable materials instead of timber?	<input type="checkbox"/>	<input checked="" type="checkbox"/>	<input type="checkbox"/>	<input type="checkbox"/>	<input type="checkbox"/>	
4.19	Is trip ticket system implemented for the disposal of construction wastes and records available for inspection?	<input type="checkbox"/>	<input checked="" type="checkbox"/>	<input type="checkbox"/>	<input type="checkbox"/>	<input type="checkbox"/>	
4.20	Are appropriate procedures followed if contaminated material exists?	<input type="checkbox"/>	<input type="checkbox"/>	<input type="checkbox"/>	<input type="checkbox"/>	<input checked="" type="checkbox"/>	
4.21	Is relevant license/ permit for disposal of construction waste or excavated materials available for inspection?	<input type="checkbox"/>	<input type="checkbox"/>	<input type="checkbox"/>	<input type="checkbox"/>	<input checked="" type="checkbox"/>	
4.22	Site cleanliness and appropriate waste management training had provided for the site workers.	<input type="checkbox"/>	<input checked="" type="checkbox"/>	<input type="checkbox"/>	<input type="checkbox"/>	<input type="checkbox"/>	
4.23	Contaminated sediments will be managed according to WBTC No.12/2000 and EWTB TC(W) No. 34/2002.	<input type="checkbox"/>	<input type="checkbox"/>	<input type="checkbox"/>	<input type="checkbox"/>	<input checked="" type="checkbox"/>	

Note: Not Obs.: Not Observed; Yes: Compliance; No: Non-Compliance; Follow Up: Observations requiring follow-Up actions N/A: Not Applicable		Not Obs.	Yes	No	Follow Up	N/A	Photo/Remarks
Section 5: Landscape & Visual							
5.01	Are retained and transplanted trees in health condition?	<input type="checkbox"/>	<input type="checkbox"/>	<input type="checkbox"/>	<input type="checkbox"/>	<input checked="" type="checkbox"/>	
5.02	Are retained and transplanted trees properly protected?	<input type="checkbox"/>	<input checked="" type="checkbox"/>	<input type="checkbox"/>	<input type="checkbox"/>	<input type="checkbox"/>	
5.03	Are surgery works carried out for the damaged trees?	<input checked="" type="checkbox"/>	<input type="checkbox"/>	<input type="checkbox"/>	<input type="checkbox"/>	<input type="checkbox"/>	
5.04	Is damage to trees outside site boundary due to construction activities avoided?	<input type="checkbox"/>	<input checked="" type="checkbox"/>	<input type="checkbox"/>	<input type="checkbox"/>	<input type="checkbox"/>	
5.05	Is the night-time lighting controlled to minimize glare to sensitive receivers?	<input type="checkbox"/>	<input type="checkbox"/>	<input type="checkbox"/>	<input type="checkbox"/>	<input checked="" type="checkbox"/>	
Section 6: Others							
6.01	Are relevant Environmental Permits posted at all vehicle site entrances/exits?	<input type="checkbox"/>	<input type="checkbox"/>	<input type="checkbox"/>	<input type="checkbox"/>	<input checked="" type="checkbox"/>	

(Sok Kwu Wan)

Remarks:




Findings of Site Inspection: ²⁹ ~~28~~ July 2014)

Follow up: ²⁹ ~~28~~ July 2014)

No environmental issue was observed during the site inspection

Nil.

IEC's representative RE's representative ET's representative EO's representative Contractor's representative

()  (Mr. Daniel Chau)  (Mr. Martin Li)  (Mr. M.K. Leung) ()

Project: TCS/00512/09
DC-2009-13: Construction of Sewage Treatment Works at Yung Shue Wan and Sok Kwu Wan

Inspected by
 ETL/ ET's Representative
 RE's Representative
 Contractor's Representative
 IEC's Representative

Checklist No. TCS512B-5 August 2014
 Mr. Martin Li
 Mr. Daniel Chau
 Mr. M.K. Leung

Date: 5 August 2014

Time: 11:00

PART A: GENERAL INFORMATION Environmental Permit No. EP- 281/2007A

Weather: Sunny Fine Cloudy Rainy

Temperature: °C

Humidity: High Moderate Low

Wind: Strong Breeze Light Calm

Area Inspected

1 Sok Kwu Wan

PART B: SITE AUDIT

Note: Not Obs.: Not Observed; Yes: Compliance; No: Non-Compliance; Follow Up: Observations requiring follow-up actions N/A: Not Applicable		Not Obs.	Yes	No	Follow Up	N/A	Photo/Remarks
Section 1: Water Quality							
1.01	Is an effluent discharge license obtained for the Project?	<input type="checkbox"/>	<input checked="" type="checkbox"/>	<input type="checkbox"/>	<input type="checkbox"/>	<input type="checkbox"/>	
1.02	Is the effluent discharged in accordance with the discharge licence?	<input type="checkbox"/>	<input checked="" type="checkbox"/>	<input type="checkbox"/>	<input type="checkbox"/>	<input type="checkbox"/>	
1.03	Is the discharge of turbid water avoided?	<input type="checkbox"/>	<input checked="" type="checkbox"/>	<input type="checkbox"/>	<input type="checkbox"/>	<input type="checkbox"/>	
1.04	Are there proper desilting facilities in the drainage systems to reduce SS levels in effluent?	<input type="checkbox"/>	<input checked="" type="checkbox"/>	<input type="checkbox"/>	<input type="checkbox"/>	<input type="checkbox"/>	
1.05	Are there channels, sandbags or bunds to direct surface run-off to sedimentation tanks?	<input type="checkbox"/>	<input checked="" type="checkbox"/>	<input type="checkbox"/>	<input type="checkbox"/>	<input type="checkbox"/>	
1.06	Are there any perimeter channels provided at site boundaries to intercept storm runoff from crossing the site?	<input type="checkbox"/>	<input checked="" type="checkbox"/>	<input type="checkbox"/>	<input type="checkbox"/>	<input type="checkbox"/>	
1.07	Is drainage system well maintained?	<input type="checkbox"/>	<input checked="" type="checkbox"/>	<input type="checkbox"/>	<input type="checkbox"/>	<input type="checkbox"/>	
1.08	As excavation proceeds, are temporary access roads protected by crushed stone or gravel?	<input type="checkbox"/>	<input type="checkbox"/>	<input type="checkbox"/>	<input type="checkbox"/>	<input checked="" type="checkbox"/>	
1.09	Are temporary exposed slopes properly covered?	<input type="checkbox"/>	<input type="checkbox"/>	<input type="checkbox"/>	<input type="checkbox"/>	<input checked="" type="checkbox"/>	
1.10	Are earthworks final surfaces well compacted or protected?	<input type="checkbox"/>	<input checked="" type="checkbox"/>	<input type="checkbox"/>	<input type="checkbox"/>	<input type="checkbox"/>	
1.11	Are manholes adequately covered or temporarily sealed?	<input type="checkbox"/>	<input checked="" type="checkbox"/>	<input type="checkbox"/>	<input type="checkbox"/>	<input type="checkbox"/>	
1.12	Are there any procedures and equipment for rainstorm protection?	<input type="checkbox"/>	<input checked="" type="checkbox"/>	<input type="checkbox"/>	<input type="checkbox"/>	<input type="checkbox"/>	
1.13	Are wheel washing facilities well maintained?	<input type="checkbox"/>	<input type="checkbox"/>	<input type="checkbox"/>	<input type="checkbox"/>	<input checked="" type="checkbox"/>	
1.14	Is runoff from wheel washing facilities avoided?	<input type="checkbox"/>	<input type="checkbox"/>	<input type="checkbox"/>	<input type="checkbox"/>	<input checked="" type="checkbox"/>	
1.15	Are there toilets provided on site?	<input type="checkbox"/>	<input checked="" type="checkbox"/>	<input type="checkbox"/>	<input type="checkbox"/>	<input type="checkbox"/>	
1.16	Are toilets properly maintained?	<input type="checkbox"/>	<input checked="" type="checkbox"/>	<input type="checkbox"/>	<input type="checkbox"/>	<input type="checkbox"/>	
1.17	Are the vehicle and plant servicing areas paved and located within roofed areas?	<input type="checkbox"/>	<input type="checkbox"/>	<input type="checkbox"/>	<input type="checkbox"/>	<input checked="" type="checkbox"/>	
1.18	Is the oil/grease leakage or spillage avoided?	<input type="checkbox"/>	<input checked="" type="checkbox"/>	<input type="checkbox"/>	<input type="checkbox"/>	<input type="checkbox"/>	
1.19	Are there any measures to prevent leaked oil from entering the drainage system?	<input type="checkbox"/>	<input checked="" type="checkbox"/>	<input type="checkbox"/>	<input type="checkbox"/>	<input type="checkbox"/>	
1.20	Are there any measures to collect spilt cement and concrete washings during concreting works?	<input type="checkbox"/>	<input checked="" type="checkbox"/>	<input type="checkbox"/>	<input type="checkbox"/>	<input type="checkbox"/>	
1.21	Are there any oil interceptors/grease traps in the drainage systems for vehicle and plant servicing areas, canteen kitchen, etc?	<input type="checkbox"/>	<input type="checkbox"/>	<input type="checkbox"/>	<input type="checkbox"/>	<input checked="" type="checkbox"/>	

Note: Not Obs.: Not Observed; Yes: Compliance; No: Non-Compliance; Follow Up: Observations requiring follow-Up actions N/A: Not Applicable	Not Obs.	Yes	No	Follow Up	N/A	Photo/Remarks
1.22 Are the oil interceptors/grease traps maintained properly?	<input type="checkbox"/>	<input type="checkbox"/>	<input type="checkbox"/>	<input type="checkbox"/>	<input checked="" type="checkbox"/>	
1.23 Is used bentonite recycled where appropriate?	<input type="checkbox"/>	<input type="checkbox"/>	<input type="checkbox"/>	<input type="checkbox"/>	<input checked="" type="checkbox"/>	
1.24 Designated settlement area for runoff/wheel wash waste is provide and located at the streambed with 1-2m deep, 12m long and around 50m3 capacities for sedimentation.	<input type="checkbox"/>	<input type="checkbox"/>	<input type="checkbox"/>	<input type="checkbox"/>	<input checked="" type="checkbox"/>	
1.25 No excavation is undertaken in the settlement area.	<input type="checkbox"/>	<input type="checkbox"/>	<input type="checkbox"/>	<input type="checkbox"/>	<input checked="" type="checkbox"/>	
1.26 Concreting wastes water should be neutralized below the pH Action Levels before discharge.	<input type="checkbox"/>	<input type="checkbox"/>	<input type="checkbox"/>	<input type="checkbox"/>	<input checked="" type="checkbox"/>	
1.27 Mobile toilets should provide on site and located away the stream course.	<input type="checkbox"/>	<input checked="" type="checkbox"/>	<input type="checkbox"/>	<input type="checkbox"/>	<input type="checkbox"/>	
1.28 License collector should be employed for handling the sewage of mobile toilet.	<input type="checkbox"/>	<input checked="" type="checkbox"/>	<input type="checkbox"/>	<input type="checkbox"/>	<input type="checkbox"/>	
1.29 Is ponding /stand water avoided?	<input type="checkbox"/>	<input checked="" type="checkbox"/>	<input type="checkbox"/>	<input type="checkbox"/>	<input type="checkbox"/>	
Section 2: Air Quality						
2.01 Are there wheel washing facilities with high pressure jets provided at every vehicle exit point?	<input type="checkbox"/>	<input type="checkbox"/>	<input type="checkbox"/>	<input type="checkbox"/>	<input checked="" type="checkbox"/>	
2.02 Are vehicles washed to remove any dusty materials from their bodies and wheels before leaving construction sites?	<input type="checkbox"/>	<input checked="" type="checkbox"/>	<input type="checkbox"/>	<input type="checkbox"/>	<input type="checkbox"/>	
2.03 Are the excavated materials sprayed with water during handling?	<input type="checkbox"/>	<input type="checkbox"/>	<input type="checkbox"/>	<input type="checkbox"/>	<input checked="" type="checkbox"/>	
2.04 Are stockpiles of dusty materials sprayed with water, covered or placed in sheltered areas?	<input type="checkbox"/>	<input checked="" type="checkbox"/>	<input type="checkbox"/>	<input type="checkbox"/>	<input type="checkbox"/>	
2.05 Is the exposed earth properly treated within six months after the last construction activities?	<input type="checkbox"/>	<input type="checkbox"/>	<input type="checkbox"/>	<input type="checkbox"/>	<input checked="" type="checkbox"/>	
2.06 Are the access roads sprayed with water to maintain the entire road surface wet or paved?	<input type="checkbox"/>	<input type="checkbox"/>	<input type="checkbox"/>	<input type="checkbox"/>	<input checked="" type="checkbox"/>	
2.07 Is the surface where any drilling, cutting, polishing or breaking operation continuously sprayed with water?	<input type="checkbox"/>	<input type="checkbox"/>	<input type="checkbox"/>	<input type="checkbox"/>	<input checked="" type="checkbox"/>	
2.08 Is the load on vehicles covered entirely by clean impervious sheeting?	<input type="checkbox"/>	<input type="checkbox"/>	<input type="checkbox"/>	<input type="checkbox"/>	<input checked="" type="checkbox"/>	
2.09 Is the loading of materials to a level higher than the side and tail boards during transportation by vehicles avoided?	<input type="checkbox"/>	<input type="checkbox"/>	<input type="checkbox"/>	<input type="checkbox"/>	<input checked="" type="checkbox"/>	
2.10 Is the road leading to the construction site within 30m of the vehicle entrance kept clear of dusty materials?	<input type="checkbox"/>	<input type="checkbox"/>	<input type="checkbox"/>	<input type="checkbox"/>	<input checked="" type="checkbox"/>	
2.11 Is dark smoke emission from plant/equipment avoided?	<input type="checkbox"/>	<input checked="" type="checkbox"/>	<input type="checkbox"/>	<input type="checkbox"/>	<input type="checkbox"/>	
2.12 Are de-bagging, batching and mixing processes carried out in sheltered areas during the use of bagged cement?	<input type="checkbox"/>	<input type="checkbox"/>	<input type="checkbox"/>	<input type="checkbox"/>	<input checked="" type="checkbox"/>	
2.13 Are site vehicles travelling within the speed limit not more than 15km/hour?	<input type="checkbox"/>	<input type="checkbox"/>	<input type="checkbox"/>	<input type="checkbox"/>	<input checked="" type="checkbox"/>	
2.14 Are hoardings of not less than 2.4m high provided along the site boundary, which adjoins areas accessible to the public?	<input type="checkbox"/>	<input checked="" type="checkbox"/>	<input type="checkbox"/>	<input type="checkbox"/>	<input type="checkbox"/>	
2.15 Is open burning avoided?	<input type="checkbox"/>	<input checked="" type="checkbox"/>	<input type="checkbox"/>	<input type="checkbox"/>	<input type="checkbox"/>	
2.16 Excavated materials from the stream must be removed from the site on the same day. The materials shall be stored in covered impermeable skips awaiting removal from site.	<input type="checkbox"/>	<input type="checkbox"/>	<input type="checkbox"/>	<input type="checkbox"/>	<input checked="" type="checkbox"/>	
Section 3: Noise						
3.01 Are noisy equipment and activities positioned as far as practicable from the sensitive receivers?	<input type="checkbox"/>	<input type="checkbox"/>	<input type="checkbox"/>	<input type="checkbox"/>	<input checked="" type="checkbox"/>	
3.02 Is silenced equipment adopted?	<input type="checkbox"/>	<input type="checkbox"/>	<input type="checkbox"/>	<input type="checkbox"/>	<input checked="" type="checkbox"/>	
3.03 Is idle equipment turned off or throttled down?	<input checked="" type="checkbox"/>	<input type="checkbox"/>	<input type="checkbox"/>	<input type="checkbox"/>	<input type="checkbox"/>	
3.04 Are all plant and equipment well maintained and in good condition?	<input type="checkbox"/>	<input checked="" type="checkbox"/>	<input type="checkbox"/>	<input type="checkbox"/>	<input type="checkbox"/>	
3.05 Are noise barriers or enclosures provided at areas where construction activities cause noise impact on sensitive receivers?	<input type="checkbox"/>	<input type="checkbox"/>	<input type="checkbox"/>	<input type="checkbox"/>	<input checked="" type="checkbox"/>	
3.06 Are hand held breakers fitted with valid noise emission labels during operation?	<input type="checkbox"/>	<input type="checkbox"/>	<input type="checkbox"/>	<input type="checkbox"/>	<input checked="" type="checkbox"/>	
3.07 Are air compressors fitted with valid noise emission labels during operation?	<input type="checkbox"/>	<input type="checkbox"/>	<input type="checkbox"/>	<input type="checkbox"/>	<input checked="" type="checkbox"/>	

Note:	Not Obs.: Not Observed; Yes: Compliance; No: Non-Compliance; Follow Up: Observations requiring follow-Up actions N/A: Not Applicable	Not Obs.	Yes	No	Follow Up	N/A	Photo/Remarks
3.08	Are flaps and panels of mechanical equipment closed during operation?	<input type="checkbox"/>	<input type="checkbox"/>	<input type="checkbox"/>	<input type="checkbox"/>	<input checked="" type="checkbox"/>	
3.09	Are Construction Noise Permit(s) applied for percussive piling works?	<input type="checkbox"/>	<input type="checkbox"/>	<input type="checkbox"/>	<input type="checkbox"/>	<input checked="" type="checkbox"/>	
3.10	Are Construction Noise Permit(s) applied for general construction works during restricted hours?	<input type="checkbox"/>	<input type="checkbox"/>	<input type="checkbox"/>	<input type="checkbox"/>	<input checked="" type="checkbox"/>	
3.11	Are valid Construction Noise Permit(s) posted at site entrances?	<input type="checkbox"/>	<input type="checkbox"/>	<input type="checkbox"/>	<input type="checkbox"/>	<input checked="" type="checkbox"/>	
3.12	Use of quiet plant had been used on site to minimise the construction noise impact to the surrounding residences/dwellings (Level 1 mitigation measures).	<input type="checkbox"/>	<input type="checkbox"/>	<input type="checkbox"/>	<input type="checkbox"/>	<input checked="" type="checkbox"/>	
3.13	Temporary/Moveable noise barrier or site hoarding are provide or erect at the site boundary to minimise the noise impact of the closest NSRs or stationary equipments shield by the noise barrier which cannot visible from NSRs (Level 2 mitigation measure)	<input type="checkbox"/>	<input type="checkbox"/>	<input type="checkbox"/>	<input type="checkbox"/>	<input checked="" type="checkbox"/>	
3.14	Temporary/Moveable noise barrier equal to or more than 3m height with 10kg/m2 are provide for noise mitigation measures (Level 2 mitigation measures).	<input type="checkbox"/>	<input type="checkbox"/>	<input type="checkbox"/>	<input type="checkbox"/>	<input checked="" type="checkbox"/>	
Section 4: Waste/Chemical Management							
4.01	Waste Management Plan had been submit to Engineer for approval.	<input type="checkbox"/>	<input checked="" type="checkbox"/>	<input type="checkbox"/>	<input type="checkbox"/>	<input type="checkbox"/>	
4.02	Are receptacles available for general refuse collection?	<input type="checkbox"/>	<input checked="" type="checkbox"/>	<input type="checkbox"/>	<input type="checkbox"/>	<input type="checkbox"/>	
4.03	Is general refuse sorting or recycling implemented?	<input type="checkbox"/>	<input checked="" type="checkbox"/>	<input type="checkbox"/>	<input type="checkbox"/>	<input type="checkbox"/>	
4.04	Is general refuse disposed of properly and regularly?	<input type="checkbox"/>	<input checked="" type="checkbox"/>	<input type="checkbox"/>	<input type="checkbox"/>	<input type="checkbox"/>	
4.05	Is the Contractor registered as a chemical waste producer?	<input type="checkbox"/>	<input type="checkbox"/>	<input type="checkbox"/>	<input type="checkbox"/>	<input checked="" type="checkbox"/>	
4.06	Are the chemical waste containers and storage area properly labelled?	<input type="checkbox"/>	<input type="checkbox"/>	<input type="checkbox"/>	<input type="checkbox"/>	<input checked="" type="checkbox"/>	
4.07	Are the chemical wastes stored in proper storage areas?	<input type="checkbox"/>	<input type="checkbox"/>	<input type="checkbox"/>	<input type="checkbox"/>	<input checked="" type="checkbox"/>	
4.08	Is the chemical container or equipment provided with drip tray?	<input type="checkbox"/>	<input type="checkbox"/>	<input type="checkbox"/>	<input type="checkbox"/>	<input checked="" type="checkbox"/>	
4.09	Is the chemical waste storage area used for storage of chemical waste only?	<input type="checkbox"/>	<input type="checkbox"/>	<input type="checkbox"/>	<input type="checkbox"/>	<input checked="" type="checkbox"/>	
4.10	Are incompatible chemical wastes stored in different areas?	<input type="checkbox"/>	<input type="checkbox"/>	<input type="checkbox"/>	<input type="checkbox"/>	<input checked="" type="checkbox"/>	
4.11	Are the chemical wastes disposed of by licensed collectors?	<input type="checkbox"/>	<input type="checkbox"/>	<input type="checkbox"/>	<input type="checkbox"/>	<input checked="" type="checkbox"/>	
4.12	Are trip tickets for chemical wastes disposal available for inspection?	<input type="checkbox"/>	<input type="checkbox"/>	<input type="checkbox"/>	<input type="checkbox"/>	<input checked="" type="checkbox"/>	
4.13	Are chemical/fuel storage areas bounded?	<input type="checkbox"/>	<input type="checkbox"/>	<input type="checkbox"/>	<input type="checkbox"/>	<input checked="" type="checkbox"/>	
4.14	Are designated areas identified for storage and sorting of construction wastes?	<input type="checkbox"/>	<input type="checkbox"/>	<input type="checkbox"/>	<input type="checkbox"/>	<input checked="" type="checkbox"/>	
4.15	Are construction wastes sorted (inert and non-inert) on site?	<input type="checkbox"/>	<input checked="" type="checkbox"/>	<input type="checkbox"/>	<input type="checkbox"/>	<input type="checkbox"/>	
4.16	Are construction wastes reused?	<input type="checkbox"/>	<input checked="" type="checkbox"/>	<input type="checkbox"/>	<input type="checkbox"/>	<input type="checkbox"/>	
4.17	Are construction wastes disposed of properly?	<input type="checkbox"/>	<input checked="" type="checkbox"/>	<input type="checkbox"/>	<input type="checkbox"/>	<input type="checkbox"/>	
4.18	Are site hoardings and signboards made of durable materials instead of timber?	<input type="checkbox"/>	<input checked="" type="checkbox"/>	<input type="checkbox"/>	<input type="checkbox"/>	<input type="checkbox"/>	
4.19	Is trip ticket system implemented for the disposal of construction wastes and records available for inspection?	<input type="checkbox"/>	<input checked="" type="checkbox"/>	<input type="checkbox"/>	<input type="checkbox"/>	<input type="checkbox"/>	
4.20	Are appropriate procedures followed if contaminated material exists?	<input type="checkbox"/>	<input type="checkbox"/>	<input type="checkbox"/>	<input type="checkbox"/>	<input checked="" type="checkbox"/>	
4.21	Is relevant license/ permit for disposal of construction waste or excavated materials available for inspection?	<input type="checkbox"/>	<input type="checkbox"/>	<input type="checkbox"/>	<input type="checkbox"/>	<input checked="" type="checkbox"/>	
4.22	Site cleanliness and appropriate waste management training had provided for the site workers.	<input type="checkbox"/>	<input checked="" type="checkbox"/>	<input type="checkbox"/>	<input type="checkbox"/>	<input type="checkbox"/>	
4.23	Contaminated sediments will be managed according to WBTC No.12/2000 and EWTB TC(W) No. 34/2002.	<input type="checkbox"/>	<input type="checkbox"/>	<input type="checkbox"/>	<input type="checkbox"/>	<input checked="" type="checkbox"/>	

Note: Not Obs.: Not Observed; Yes: Compliance; No: Non-Compliance; Follow Up: Observations requiring follow-Up actions N/A: Not Applicable		Not Obs.	Yes	No	Follow Up	N/A	Photo/Remarks
Section 5: Landscape & Visual							
5.01	Are retained and transplanted trees in health condition?	<input type="checkbox"/>	<input type="checkbox"/>	<input type="checkbox"/>	<input type="checkbox"/>	<input checked="" type="checkbox"/>	
5.02	Are retained and transplanted trees properly protected?	<input type="checkbox"/>	<input checked="" type="checkbox"/>	<input type="checkbox"/>	<input type="checkbox"/>	<input type="checkbox"/>	
5.03	Are surgery works carried out for the damaged trees?	<input checked="" type="checkbox"/>	<input type="checkbox"/>	<input type="checkbox"/>	<input type="checkbox"/>	<input type="checkbox"/>	
5.04	Is damage to trees outside site boundary due to construction activities avoided?	<input type="checkbox"/>	<input checked="" type="checkbox"/>	<input type="checkbox"/>	<input type="checkbox"/>	<input type="checkbox"/>	
5.05	Is the night-time lighting controlled to minimize glare to sensitive receivers?	<input type="checkbox"/>	<input type="checkbox"/>	<input type="checkbox"/>	<input type="checkbox"/>	<input checked="" type="checkbox"/>	
Section 6: Others							
6.01	Are relevant Environmental Permits posted at all vehicle site entrances/exits?	<input type="checkbox"/>	<input type="checkbox"/>	<input type="checkbox"/>	<input type="checkbox"/>	<input checked="" type="checkbox"/>	

(Sok Kwu Wan)

Remarks:

Findings of Site Inspection: (5 August 2014)

Follow up (5 August 2014)

No environmental issue was observed during the site inspection

Nil.

IEC's representative RE's representative ET's representative EO's representative Contractor's representative

() (Mr. Daniel Chau) (Mr. Martin Li) (Mr. M.K. Leung) ()

Project: <u>TCS/00512/09</u>	Inspected by	Checklist No. <u>TCS512B-12 August 2014</u>
<u>DC-2009-13: Construction of Sewage Treatment Works at Yung Shue Wan and Sok Kwu Wan</u>	ETL/ ET's Representative	Mr. Martin Li
	RE's Representative	Mr. Daniel Chau
	Contractor's Representative	Mr. M.K. Leung
	IEC's Representative	
Date: <u>12 August 2014</u>	Time:	11:00

PART A:	GENERAL INFORMATION	Environmental Permit No.
Weather: <input type="checkbox"/> Sunny <input type="checkbox"/> Fine <input checked="" type="checkbox"/> Cloudy <input type="checkbox"/> Rainy		<input checked="" type="checkbox"/> EP- 281/2007A
Temperature: <input type="text" value="28.9"/> °C		
Humidity: <input type="checkbox"/> High <input checked="" type="checkbox"/> Moderate <input type="checkbox"/> Low		
Wind: <input type="checkbox"/> Strong <input type="checkbox"/> Breeze <input checked="" type="checkbox"/> Light <input type="checkbox"/> Calm		

Area Inspected
1 Sok Kwu Wan

PART B: SITE AUDIT

Note: Not Obs.: Not Observed; Yes: Compliance; No: Non-Compliance; Follow Up: Observations requiring follow-up actions N/A: Not Applicable	Not Obs.	Yes	No	Follow Up	N/A	Photo/ Remarks
Section 1: Water Quality						
1.01 Is an effluent discharge license obtained for the Project?	<input type="checkbox"/>	<input checked="" type="checkbox"/>	<input type="checkbox"/>	<input type="checkbox"/>	<input type="checkbox"/>	
1.02 Is the effluent discharged in accordance with the discharge licence?	<input type="checkbox"/>	<input checked="" type="checkbox"/>	<input type="checkbox"/>	<input type="checkbox"/>	<input type="checkbox"/>	
1.03 Is the discharge of turbid water avoided?	<input type="checkbox"/>	<input checked="" type="checkbox"/>	<input type="checkbox"/>	<input type="checkbox"/>	<input type="checkbox"/>	
1.04 Are there proper desilting facilities in the drainage systems to reduce SS levels in effluent?	<input type="checkbox"/>	<input checked="" type="checkbox"/>	<input type="checkbox"/>	<input type="checkbox"/>	<input type="checkbox"/>	
1.05 Are there channels, sandbags or bunds to direct surface run-off to sedimentation tanks?	<input type="checkbox"/>	<input checked="" type="checkbox"/>	<input type="checkbox"/>	<input type="checkbox"/>	<input type="checkbox"/>	
1.06 Are there any perimeter channels provided at site boundaries to intercept storm runoff from crossing the site?	<input type="checkbox"/>	<input checked="" type="checkbox"/>	<input type="checkbox"/>	<input type="checkbox"/>	<input type="checkbox"/>	
1.07 Is drainage system well maintained?	<input type="checkbox"/>	<input checked="" type="checkbox"/>	<input type="checkbox"/>	<input type="checkbox"/>	<input type="checkbox"/>	
1.08 As excavation proceeds, are temporary access roads protected by crushed stone or gravel?	<input type="checkbox"/>	<input type="checkbox"/>	<input type="checkbox"/>	<input type="checkbox"/>	<input checked="" type="checkbox"/>	
1.09 Are temporary exposed slopes properly covered?	<input type="checkbox"/>	<input type="checkbox"/>	<input type="checkbox"/>	<input type="checkbox"/>	<input checked="" type="checkbox"/>	
1.10 Are earthworks final surfaces well compacted or protected?	<input type="checkbox"/>	<input checked="" type="checkbox"/>	<input type="checkbox"/>	<input type="checkbox"/>	<input type="checkbox"/>	
1.11 Are manholes adequately covered or temporarily sealed?	<input type="checkbox"/>	<input checked="" type="checkbox"/>	<input type="checkbox"/>	<input type="checkbox"/>	<input type="checkbox"/>	
1.12 Are there any procedures and equipment for rainstorm protection?	<input type="checkbox"/>	<input checked="" type="checkbox"/>	<input type="checkbox"/>	<input type="checkbox"/>	<input type="checkbox"/>	
1.13 Are wheel washing facilities well maintained?	<input type="checkbox"/>	<input type="checkbox"/>	<input type="checkbox"/>	<input type="checkbox"/>	<input checked="" type="checkbox"/>	
1.14 Is runoff from wheel washing facilities avoided?	<input type="checkbox"/>	<input type="checkbox"/>	<input type="checkbox"/>	<input type="checkbox"/>	<input checked="" type="checkbox"/>	
1.15 Are there toilets provided on site?	<input type="checkbox"/>	<input checked="" type="checkbox"/>	<input type="checkbox"/>	<input type="checkbox"/>	<input type="checkbox"/>	
1.16 Are toilets properly maintained?	<input type="checkbox"/>	<input checked="" type="checkbox"/>	<input type="checkbox"/>	<input type="checkbox"/>	<input type="checkbox"/>	
1.17 Are the vehicle and plant servicing areas paved and located within roofed areas?	<input type="checkbox"/>	<input type="checkbox"/>	<input type="checkbox"/>	<input type="checkbox"/>	<input checked="" type="checkbox"/>	
1.18 Is the oil/grease leakage or spillage avoided?	<input type="checkbox"/>	<input checked="" type="checkbox"/>	<input type="checkbox"/>	<input type="checkbox"/>	<input type="checkbox"/>	
1.19 Are there any measures to prevent leaked oil from entering the drainage system?	<input type="checkbox"/>	<input checked="" type="checkbox"/>	<input type="checkbox"/>	<input type="checkbox"/>	<input type="checkbox"/>	
1.20 Are there any measures to collect spilt cement and concrete washings during concreting works?	<input type="checkbox"/>	<input checked="" type="checkbox"/>	<input type="checkbox"/>	<input type="checkbox"/>	<input type="checkbox"/>	
1.21 Are there any oil interceptors/grease traps in the drainage systems for vehicle and plant servicing areas, canteen kitchen, etc?	<input type="checkbox"/>	<input type="checkbox"/>	<input type="checkbox"/>	<input type="checkbox"/>	<input checked="" type="checkbox"/>	

Note: Not Obs.: Not Observed; Yes: Compliance; No: Non-Compliance; Follow Up: Observations requiring follow-up actions N/A: Not Applicable	Not Obs.	Yes	No	Follow Up	N/A	Photo/Remarks
1.22 Are the oil interceptors/grease traps maintained properly?	<input type="checkbox"/>	<input type="checkbox"/>	<input type="checkbox"/>	<input type="checkbox"/>	<input checked="" type="checkbox"/>	
1.23 Is used bentonite recycled where appropriate?	<input type="checkbox"/>	<input type="checkbox"/>	<input type="checkbox"/>	<input type="checkbox"/>	<input checked="" type="checkbox"/>	
1.24 Designated settlement area for runoff/wheel wash waste is provide and located at the streambed with 1-2m deep, 12m long and around 50m3 capacities for sedimentation.	<input type="checkbox"/>	<input type="checkbox"/>	<input type="checkbox"/>	<input type="checkbox"/>	<input checked="" type="checkbox"/>	
1.25 No excavation is undertaken in the settlement area.	<input type="checkbox"/>	<input type="checkbox"/>	<input type="checkbox"/>	<input type="checkbox"/>	<input checked="" type="checkbox"/>	
1.26 Concreting wastes water should be neutralized below the pH Action Levels before discharge.	<input type="checkbox"/>	<input type="checkbox"/>	<input type="checkbox"/>	<input type="checkbox"/>	<input checked="" type="checkbox"/>	
1.27 Mobile toilets should provide on site and located away the stream course.	<input type="checkbox"/>	<input checked="" type="checkbox"/>	<input type="checkbox"/>	<input type="checkbox"/>	<input type="checkbox"/>	
1.28 License collector should be employed for handling the sewage of mobile toilet.	<input type="checkbox"/>	<input checked="" type="checkbox"/>	<input type="checkbox"/>	<input type="checkbox"/>	<input type="checkbox"/>	
1.29 Is ponding /stand water avoided?	<input type="checkbox"/>	<input checked="" type="checkbox"/>	<input type="checkbox"/>	<input type="checkbox"/>	<input type="checkbox"/>	
Section 2: Air Quality						
2.01 Are there wheel washing facilities with high pressure jets provided at every vehicle exit point?	<input type="checkbox"/>	<input type="checkbox"/>	<input type="checkbox"/>	<input type="checkbox"/>	<input checked="" type="checkbox"/>	
2.02 Are vehicles washed to remove any dusty materials from their bodies and wheels before leaving construction sites?	<input type="checkbox"/>	<input checked="" type="checkbox"/>	<input type="checkbox"/>	<input type="checkbox"/>	<input type="checkbox"/>	
2.03 Are the excavated materials sprayed with water during handling?	<input type="checkbox"/>	<input type="checkbox"/>	<input type="checkbox"/>	<input type="checkbox"/>	<input checked="" type="checkbox"/>	
2.04 Are stockpiles of dusty materials sprayed with water, covered or placed in sheltered areas?	<input type="checkbox"/>	<input checked="" type="checkbox"/>	<input type="checkbox"/>	<input type="checkbox"/>	<input type="checkbox"/>	
2.05 Is the exposed earth properly treated within six months after the last construction activities?	<input type="checkbox"/>	<input type="checkbox"/>	<input type="checkbox"/>	<input type="checkbox"/>	<input checked="" type="checkbox"/>	
2.06 Are the access roads sprayed with water to maintain the entire road surface wet or paved?	<input type="checkbox"/>	<input type="checkbox"/>	<input type="checkbox"/>	<input type="checkbox"/>	<input checked="" type="checkbox"/>	
2.07 Is the surface where any drilling, cutting, polishing or breaking operation continuously sprayed with water?	<input type="checkbox"/>	<input type="checkbox"/>	<input type="checkbox"/>	<input type="checkbox"/>	<input checked="" type="checkbox"/>	
2.08 Is the load on vehicles covered entirely by clean impervious sheeting?	<input type="checkbox"/>	<input type="checkbox"/>	<input type="checkbox"/>	<input type="checkbox"/>	<input checked="" type="checkbox"/>	
2.09 Is the loading of materials to a level higher than the side and tail boards during transportation by vehicles avoided?	<input type="checkbox"/>	<input type="checkbox"/>	<input type="checkbox"/>	<input type="checkbox"/>	<input checked="" type="checkbox"/>	
2.10 Is the road leading to the construction site within 30m of the vehicle entrance kept clear of dusty materials?	<input type="checkbox"/>	<input type="checkbox"/>	<input type="checkbox"/>	<input type="checkbox"/>	<input checked="" type="checkbox"/>	
2.11 Is dark smoke emission from plant/equipment avoided?	<input type="checkbox"/>	<input checked="" type="checkbox"/>	<input type="checkbox"/>	<input type="checkbox"/>	<input type="checkbox"/>	
2.12 Are de-bagging, batching and mixing processes carried out in sheltered areas during the use of bagged cement?	<input type="checkbox"/>	<input type="checkbox"/>	<input type="checkbox"/>	<input type="checkbox"/>	<input checked="" type="checkbox"/>	
2.13 Are site vehicles travelling within the speed limit not more than 15km/hour?	<input type="checkbox"/>	<input type="checkbox"/>	<input type="checkbox"/>	<input type="checkbox"/>	<input checked="" type="checkbox"/>	
2.14 Are hoardings of not less than 2.4m high provided along the site boundary, which adjoins areas accessible to the public?	<input type="checkbox"/>	<input checked="" type="checkbox"/>	<input type="checkbox"/>	<input type="checkbox"/>	<input type="checkbox"/>	
2.15 Is open burning avoided?	<input type="checkbox"/>	<input checked="" type="checkbox"/>	<input type="checkbox"/>	<input type="checkbox"/>	<input type="checkbox"/>	
2.16 Excavated materials from the stream must be removed from the site on the same day. The materials shall be stored in covered impermeable skips awaiting removal from site.	<input type="checkbox"/>	<input type="checkbox"/>	<input type="checkbox"/>	<input type="checkbox"/>	<input checked="" type="checkbox"/>	
Section 3: Noise						
3.01 Are noisy equipment and activities positioned as far as practicable from the sensitive receivers?	<input type="checkbox"/>	<input type="checkbox"/>	<input type="checkbox"/>	<input type="checkbox"/>	<input checked="" type="checkbox"/>	
3.02 Is silenced equipment adopted?	<input type="checkbox"/>	<input type="checkbox"/>	<input type="checkbox"/>	<input type="checkbox"/>	<input checked="" type="checkbox"/>	
3.03 Is idle equipment turned off or throttled down?	<input checked="" type="checkbox"/>	<input type="checkbox"/>	<input type="checkbox"/>	<input type="checkbox"/>	<input type="checkbox"/>	
3.04 Are all plant and equipment well maintained and in good condition?	<input type="checkbox"/>	<input checked="" type="checkbox"/>	<input type="checkbox"/>	<input type="checkbox"/>	<input type="checkbox"/>	
3.05 Are noise barriers or enclosures provided at areas where construction activities cause noise impact on sensitive receivers?	<input type="checkbox"/>	<input type="checkbox"/>	<input type="checkbox"/>	<input type="checkbox"/>	<input checked="" type="checkbox"/>	
3.06 Are hand held breakers fitted with valid noise emission labels during operation?	<input type="checkbox"/>	<input type="checkbox"/>	<input type="checkbox"/>	<input type="checkbox"/>	<input checked="" type="checkbox"/>	
3.07 Are air compressors fitted with valid noise emission labels during operation?	<input type="checkbox"/>	<input type="checkbox"/>	<input type="checkbox"/>	<input type="checkbox"/>	<input checked="" type="checkbox"/>	

Note:	Not Obs.: Not Observed; Yes: Compliance; No: Non-Compliance; Follow Up: Observations requiring follow-Up actions N/A: Not Applicable	Not Obs.	Yes	No	Follow Up	N/A	Photo/Remarks
3.08	Are flaps and panels of mechanical equipment closed during operation?	<input type="checkbox"/>	<input type="checkbox"/>	<input type="checkbox"/>	<input type="checkbox"/>	<input checked="" type="checkbox"/>	
3.09	Are Construction Noise Permit(s) applied for percussive piling works?	<input type="checkbox"/>	<input type="checkbox"/>	<input type="checkbox"/>	<input type="checkbox"/>	<input checked="" type="checkbox"/>	
3.10	Are Construction Noise Permit(s) applied for general construction works during restricted hours?	<input type="checkbox"/>	<input type="checkbox"/>	<input type="checkbox"/>	<input type="checkbox"/>	<input checked="" type="checkbox"/>	
3.11	Are valid Construction Noise Permit(s) posted at site entrances?	<input type="checkbox"/>	<input type="checkbox"/>	<input type="checkbox"/>	<input type="checkbox"/>	<input checked="" type="checkbox"/>	
3.12	Use of quiet plant had been used on site to minimise the construction noise impact to the surrounding residences/dwellings (Level 1 mitigation measures).	<input type="checkbox"/>	<input type="checkbox"/>	<input type="checkbox"/>	<input type="checkbox"/>	<input checked="" type="checkbox"/>	
3.13	Temporary/Moveable noise barrier or site hoarding are provide or erect at the site boundary to minimise the noise impact of the closest NSRs or stationary equipments shield by the noise barrier which cannot visible from NSRs (Level 2 mitigation measure)	<input type="checkbox"/>	<input type="checkbox"/>	<input type="checkbox"/>	<input type="checkbox"/>	<input checked="" type="checkbox"/>	
3.14	Temporary/Moveable noise barrier equal to or more than 3m height with 10kg/m2 are provide for noise mitigation measures (Level 2 mitigation measures).	<input type="checkbox"/>	<input type="checkbox"/>	<input type="checkbox"/>	<input type="checkbox"/>	<input checked="" type="checkbox"/>	
Section 4: Waste/Chemical Management							
4.01	Waste Management Plan had been submit to Engineer for approval.	<input type="checkbox"/>	<input checked="" type="checkbox"/>	<input type="checkbox"/>	<input type="checkbox"/>	<input type="checkbox"/>	
4.02	Are receptacles available for general refuse collection?	<input type="checkbox"/>	<input checked="" type="checkbox"/>	<input type="checkbox"/>	<input type="checkbox"/>	<input type="checkbox"/>	
4.03	Is general refuse sorting or recycling implemented?	<input type="checkbox"/>	<input checked="" type="checkbox"/>	<input type="checkbox"/>	<input type="checkbox"/>	<input type="checkbox"/>	
4.04	Is general refuse disposed of properly and regularly?	<input type="checkbox"/>	<input checked="" type="checkbox"/>	<input type="checkbox"/>	<input type="checkbox"/>	<input type="checkbox"/>	
4.05	Is the Contractor registered as a chemical waste producer?	<input type="checkbox"/>	<input type="checkbox"/>	<input type="checkbox"/>	<input type="checkbox"/>	<input checked="" type="checkbox"/>	
4.06	Are the chemical waste containers and storage area properly labelled?	<input type="checkbox"/>	<input type="checkbox"/>	<input type="checkbox"/>	<input type="checkbox"/>	<input checked="" type="checkbox"/>	
4.07	Are the chemical wastes stored in proper storage areas?	<input type="checkbox"/>	<input type="checkbox"/>	<input type="checkbox"/>	<input type="checkbox"/>	<input checked="" type="checkbox"/>	
4.08	Is the chemical container or equipment provided with drip tray?	<input type="checkbox"/>	<input type="checkbox"/>	<input type="checkbox"/>	<input type="checkbox"/>	<input checked="" type="checkbox"/>	
4.09	Is the chemical waste storage area used for storage of chemical waste only?	<input type="checkbox"/>	<input type="checkbox"/>	<input type="checkbox"/>	<input type="checkbox"/>	<input checked="" type="checkbox"/>	
4.10	Are incompatible chemical wastes stored in different areas?	<input type="checkbox"/>	<input type="checkbox"/>	<input type="checkbox"/>	<input type="checkbox"/>	<input checked="" type="checkbox"/>	
4.11	Are the chemical wastes disposed of by licensed collectors?	<input type="checkbox"/>	<input type="checkbox"/>	<input type="checkbox"/>	<input type="checkbox"/>	<input checked="" type="checkbox"/>	
4.12	Are trip tickets for chemical wastes disposal available for inspection?	<input type="checkbox"/>	<input type="checkbox"/>	<input type="checkbox"/>	<input type="checkbox"/>	<input checked="" type="checkbox"/>	
4.13	Are chemical/fuel storage areas bounded?	<input type="checkbox"/>	<input type="checkbox"/>	<input type="checkbox"/>	<input type="checkbox"/>	<input checked="" type="checkbox"/>	
4.14	Are designated areas identified for storage and sorting of construction wastes?	<input type="checkbox"/>	<input type="checkbox"/>	<input type="checkbox"/>	<input type="checkbox"/>	<input checked="" type="checkbox"/>	
4.15	Are construction wastes sorted (inert and non-inert) on site?	<input type="checkbox"/>	<input checked="" type="checkbox"/>	<input type="checkbox"/>	<input type="checkbox"/>	<input type="checkbox"/>	
4.16	Are construction wastes reused?	<input type="checkbox"/>	<input checked="" type="checkbox"/>	<input type="checkbox"/>	<input type="checkbox"/>	<input type="checkbox"/>	
4.17	Are construction wastes disposed of properly?	<input type="checkbox"/>	<input checked="" type="checkbox"/>	<input type="checkbox"/>	<input type="checkbox"/>	<input type="checkbox"/>	
4.18	Are site hoardings and signboards made of durable materials instead of timber?	<input type="checkbox"/>	<input checked="" type="checkbox"/>	<input type="checkbox"/>	<input type="checkbox"/>	<input type="checkbox"/>	
4.19	Is trip ticket system implemented for the disposal of construction wastes and records available for inspection?	<input type="checkbox"/>	<input checked="" type="checkbox"/>	<input type="checkbox"/>	<input type="checkbox"/>	<input type="checkbox"/>	
4.20	Are appropriate procedures followed if contaminated material exists?	<input type="checkbox"/>	<input type="checkbox"/>	<input type="checkbox"/>	<input type="checkbox"/>	<input checked="" type="checkbox"/>	
4.21	Is relevant license/ permit for disposal of construction waste or excavated materials available for inspection?	<input type="checkbox"/>	<input type="checkbox"/>	<input type="checkbox"/>	<input type="checkbox"/>	<input checked="" type="checkbox"/>	
4.22	Site cleanliness and appropriate waste management training had provided for the site workers.	<input type="checkbox"/>	<input checked="" type="checkbox"/>	<input type="checkbox"/>	<input type="checkbox"/>	<input type="checkbox"/>	
4.23	Contaminated sediments will be managed according to WBTC No.12/2000 and EWTB TC(W) No. 34/2002.	<input type="checkbox"/>	<input type="checkbox"/>	<input type="checkbox"/>	<input type="checkbox"/>	<input checked="" type="checkbox"/>	

Project: <u>TCS/00512/09</u>	Inspected by	Checklist No. <u>TCS512B-19 August 2014</u>
<u>DC-2009-13: Construction of Sewage Treatment Works at Yung Shue Wan and Sok Kwu Wan</u>	ETL/ ET's Representative	<u>Mr. Martin Li</u>
	RE's Representative	<u>Mr. Daniel Chau</u>
	Contractor's Representative	<u>Mr. M.K. Leung</u>
	IEC's Representative	
Date: <u>19 August 2014</u>	Time:	<u>11:00</u>

PART A: GENERAL INFORMATION	Environmental Permit No.
Weather: <input type="checkbox"/> Sunny <input checked="" type="checkbox"/> Fine <input type="checkbox"/> Cloudy <input type="checkbox"/> Rainy	<input checked="" type="checkbox"/> EP- 281/2007A
Temperature: <input type="text" value="27.4"/> °C	
Humidity: <input type="checkbox"/> High <input checked="" type="checkbox"/> Moderate <input type="checkbox"/> Low	
Wind: <input type="checkbox"/> Strong <input type="checkbox"/> Breeze <input checked="" type="checkbox"/> Light <input type="checkbox"/> Calm	

Area Inspected
1 Sok Kwu Wan

PART B: SITE AUDIT

Note: Not Obs.: Not Observed; Yes: Compliance; No: Non-Compliance; Follow Up: Observations requiring follow-up actions N/A: Not Applicable	Not Obs.	Yes	No	Follow Up	N/A	Photo/ Remarks
Section 1: Water Quality						
1.01 Is an effluent discharge license obtained for the Project?	<input type="checkbox"/>	<input checked="" type="checkbox"/>	<input type="checkbox"/>	<input type="checkbox"/>	<input type="checkbox"/>	
1.02 Is the effluent discharged in accordance with the discharge licence?	<input type="checkbox"/>	<input checked="" type="checkbox"/>	<input type="checkbox"/>	<input type="checkbox"/>	<input type="checkbox"/>	
1.03 Is the discharge of turbid water avoided?	<input type="checkbox"/>	<input checked="" type="checkbox"/>	<input type="checkbox"/>	<input type="checkbox"/>	<input type="checkbox"/>	
1.04 Are there proper desilting facilities in the drainage systems to reduce SS levels in effluent?	<input type="checkbox"/>	<input checked="" type="checkbox"/>	<input type="checkbox"/>	<input type="checkbox"/>	<input type="checkbox"/>	
1.05 Are there channels, sandbags or bunds to direct surface run-off to sedimentation tanks?	<input type="checkbox"/>	<input checked="" type="checkbox"/>	<input type="checkbox"/>	<input type="checkbox"/>	<input type="checkbox"/>	
1.06 Are there any perimeter channels provided at site boundaries to intercept storm runoff from crossing the site?	<input type="checkbox"/>	<input checked="" type="checkbox"/>	<input type="checkbox"/>	<input type="checkbox"/>	<input type="checkbox"/>	
1.07 Is drainage system well maintained?	<input type="checkbox"/>	<input checked="" type="checkbox"/>	<input type="checkbox"/>	<input type="checkbox"/>	<input type="checkbox"/>	
1.08 As excavation proceeds, are temporary access roads protected by crushed stone or gravel?	<input type="checkbox"/>	<input type="checkbox"/>	<input type="checkbox"/>	<input type="checkbox"/>	<input checked="" type="checkbox"/>	
1.09 Are temporary exposed slopes properly covered?	<input type="checkbox"/>	<input type="checkbox"/>	<input type="checkbox"/>	<input type="checkbox"/>	<input checked="" type="checkbox"/>	
1.10 Are earthworks final surfaces well compacted or protected?	<input type="checkbox"/>	<input checked="" type="checkbox"/>	<input type="checkbox"/>	<input type="checkbox"/>	<input type="checkbox"/>	
1.11 Are manholes adequately covered or temporarily sealed?	<input type="checkbox"/>	<input checked="" type="checkbox"/>	<input type="checkbox"/>	<input type="checkbox"/>	<input type="checkbox"/>	
1.12 Are there any procedures and equipment for rainstorm protection?	<input type="checkbox"/>	<input checked="" type="checkbox"/>	<input type="checkbox"/>	<input type="checkbox"/>	<input type="checkbox"/>	
1.13 Are wheel washing facilities well maintained?	<input type="checkbox"/>	<input type="checkbox"/>	<input type="checkbox"/>	<input type="checkbox"/>	<input checked="" type="checkbox"/>	
1.14 Is runoff from wheel washing facilities avoided?	<input type="checkbox"/>	<input type="checkbox"/>	<input type="checkbox"/>	<input type="checkbox"/>	<input checked="" type="checkbox"/>	
1.15 Are there toilets provided on site?	<input type="checkbox"/>	<input checked="" type="checkbox"/>	<input type="checkbox"/>	<input type="checkbox"/>	<input type="checkbox"/>	
1.16 Are toilets properly maintained?	<input type="checkbox"/>	<input checked="" type="checkbox"/>	<input type="checkbox"/>	<input type="checkbox"/>	<input type="checkbox"/>	
1.17 Are the vehicle and plant servicing areas paved and located within roofed areas?	<input type="checkbox"/>	<input type="checkbox"/>	<input type="checkbox"/>	<input type="checkbox"/>	<input checked="" type="checkbox"/>	
1.18 Is the oil/grease leakage or spillage avoided?	<input type="checkbox"/>	<input checked="" type="checkbox"/>	<input type="checkbox"/>	<input type="checkbox"/>	<input type="checkbox"/>	
1.19 Are there any measures to prevent leaked oil from entering the drainage system?	<input type="checkbox"/>	<input checked="" type="checkbox"/>	<input type="checkbox"/>	<input type="checkbox"/>	<input type="checkbox"/>	
1.20 Are there any measures to collect spilt cement and concrete washings during concreting works?	<input type="checkbox"/>	<input checked="" type="checkbox"/>	<input type="checkbox"/>	<input type="checkbox"/>	<input type="checkbox"/>	
1.21 Are there any oil interceptors/grease traps in the drainage systems for vehicle and plant servicing areas, canteen kitchen, etc?	<input type="checkbox"/>	<input type="checkbox"/>	<input type="checkbox"/>	<input type="checkbox"/>	<input checked="" type="checkbox"/>	

Note:	Not Obs.: Not Observed; Yes: Compliance; No: Non-Compliance; Follow Up: Observations requiring follow-up actions N/A: Not Applicable	Not Obs.	Yes	No	Follow Up	N/A	Photo/Remarks
1.22	Are the oil interceptors/grease traps maintained properly?	<input type="checkbox"/>	<input type="checkbox"/>	<input type="checkbox"/>	<input type="checkbox"/>	<input checked="" type="checkbox"/>	
1.23	Is used bentonite recycled where appropriate?	<input type="checkbox"/>	<input type="checkbox"/>	<input type="checkbox"/>	<input type="checkbox"/>	<input checked="" type="checkbox"/>	
1.24	Designated settlement area for runoff/wheel wash waste is provide and located at the streambed with 1-2m deep, 12m long and around 50m3 capacities for sedimentation.	<input type="checkbox"/>	<input type="checkbox"/>	<input type="checkbox"/>	<input type="checkbox"/>	<input checked="" type="checkbox"/>	
1.25	No excavation is undertaken in the settlement area.	<input type="checkbox"/>	<input type="checkbox"/>	<input type="checkbox"/>	<input type="checkbox"/>	<input checked="" type="checkbox"/>	
1.26	Concreting wastes water should be neutralized below the pH Action Levels before discharge.	<input type="checkbox"/>	<input type="checkbox"/>	<input type="checkbox"/>	<input type="checkbox"/>	<input checked="" type="checkbox"/>	
1.27	Mobile toilets should provide on site and located away the stream course.	<input type="checkbox"/>	<input checked="" type="checkbox"/>	<input type="checkbox"/>	<input type="checkbox"/>	<input type="checkbox"/>	
1.28	License collector should be employed for handling the sewage of mobile toilet.	<input type="checkbox"/>	<input checked="" type="checkbox"/>	<input type="checkbox"/>	<input type="checkbox"/>	<input type="checkbox"/>	
1.29	Is ponding /stand water avoided?	<input type="checkbox"/>	<input checked="" type="checkbox"/>	<input type="checkbox"/>	<input type="checkbox"/>	<input type="checkbox"/>	
Section 2: Air Quality							
2.01	Are there wheel washing facilities with high pressure jets provided at every vehicle exit point?	<input type="checkbox"/>	<input type="checkbox"/>	<input type="checkbox"/>	<input type="checkbox"/>	<input checked="" type="checkbox"/>	
2.02	Are vehicles washed to remove any dusty materials from their bodies and wheels before leaving construction sites?	<input type="checkbox"/>	<input checked="" type="checkbox"/>	<input type="checkbox"/>	<input type="checkbox"/>	<input type="checkbox"/>	
2.03	Are the excavated materials sprayed with water during handling?	<input type="checkbox"/>	<input type="checkbox"/>	<input type="checkbox"/>	<input type="checkbox"/>	<input checked="" type="checkbox"/>	
2.04	Are stockpiles of dusty materials sprayed with water, covered or placed in sheltered areas?	<input type="checkbox"/>	<input checked="" type="checkbox"/>	<input type="checkbox"/>	<input type="checkbox"/>	<input type="checkbox"/>	
2.05	Is the exposed earth properly treated within six months after the last construction activities?	<input type="checkbox"/>	<input type="checkbox"/>	<input type="checkbox"/>	<input type="checkbox"/>	<input checked="" type="checkbox"/>	
2.06	Are the access roads sprayed with water to maintain the entire road surface wet or paved?	<input type="checkbox"/>	<input type="checkbox"/>	<input type="checkbox"/>	<input type="checkbox"/>	<input checked="" type="checkbox"/>	
2.07	Is the surface where any drilling, cutting, polishing or breaking operation continuously sprayed with water?	<input type="checkbox"/>	<input type="checkbox"/>	<input type="checkbox"/>	<input type="checkbox"/>	<input checked="" type="checkbox"/>	
2.08	Is the load on vehicles covered entirely by clean impervious sheeting?	<input type="checkbox"/>	<input type="checkbox"/>	<input type="checkbox"/>	<input type="checkbox"/>	<input checked="" type="checkbox"/>	
2.09	Is the loading of materials to a level higher than the side and tail boards during transportation by vehicles avoided?	<input type="checkbox"/>	<input type="checkbox"/>	<input type="checkbox"/>	<input type="checkbox"/>	<input checked="" type="checkbox"/>	
2.10	Is the road leading to the construction site within 30m of the vehicle entrance kept clear of dusty materials?	<input type="checkbox"/>	<input type="checkbox"/>	<input type="checkbox"/>	<input type="checkbox"/>	<input checked="" type="checkbox"/>	
2.11	Is dark smoke emission from plant/equipment avoided?	<input type="checkbox"/>	<input checked="" type="checkbox"/>	<input type="checkbox"/>	<input type="checkbox"/>	<input type="checkbox"/>	
2.12	Are de-bagging, batching and mixing processes carried out in sheltered areas during the use of bagged cement?	<input type="checkbox"/>	<input type="checkbox"/>	<input type="checkbox"/>	<input type="checkbox"/>	<input checked="" type="checkbox"/>	
2.13	Are site vehicles travelling within the speed limit not more than 15km/hour?	<input type="checkbox"/>	<input type="checkbox"/>	<input type="checkbox"/>	<input type="checkbox"/>	<input checked="" type="checkbox"/>	
2.14	Are hoardings of not less than 2.4m high provided along the site boundary, which adjoins areas accessible to the public?	<input type="checkbox"/>	<input checked="" type="checkbox"/>	<input type="checkbox"/>	<input type="checkbox"/>	<input type="checkbox"/>	
2.15	Is open burning avoided?	<input type="checkbox"/>	<input checked="" type="checkbox"/>	<input type="checkbox"/>	<input type="checkbox"/>	<input type="checkbox"/>	
2.16	Excavated materials from the stream must be removed from the site on the same day. The materials shall be stored in covered impermeable skips awaiting removal from site.	<input type="checkbox"/>	<input type="checkbox"/>	<input type="checkbox"/>	<input type="checkbox"/>	<input checked="" type="checkbox"/>	
Section 3: Noise							
3.01	Are noisy equipment and activities positioned as far as practicable from the sensitive receivers?	<input type="checkbox"/>	<input type="checkbox"/>	<input type="checkbox"/>	<input type="checkbox"/>	<input checked="" type="checkbox"/>	
3.02	Is silenced equipment adopted?	<input type="checkbox"/>	<input type="checkbox"/>	<input type="checkbox"/>	<input type="checkbox"/>	<input checked="" type="checkbox"/>	
3.03	Is idle equipment turned off or throttled down?	<input checked="" type="checkbox"/>	<input type="checkbox"/>	<input type="checkbox"/>	<input type="checkbox"/>	<input type="checkbox"/>	
3.04	Are all plant and equipment well maintained and in good condition?	<input type="checkbox"/>	<input checked="" type="checkbox"/>	<input type="checkbox"/>	<input type="checkbox"/>	<input type="checkbox"/>	
3.05	Are noise barriers or enclosures provided at areas where construction activities cause noise impact on sensitive receivers?	<input type="checkbox"/>	<input type="checkbox"/>	<input type="checkbox"/>	<input type="checkbox"/>	<input checked="" type="checkbox"/>	
3.06	Are hand held breakers fitted with valid noise emission labels during operation?	<input type="checkbox"/>	<input type="checkbox"/>	<input type="checkbox"/>	<input type="checkbox"/>	<input checked="" type="checkbox"/>	
3.07	Are air compressors fitted with valid noise emission labels during operation?	<input type="checkbox"/>	<input type="checkbox"/>	<input type="checkbox"/>	<input type="checkbox"/>	<input checked="" type="checkbox"/>	

Note: Not Obs.: Not Observed; Yes: Compliance; No: Non-Compliance; Follow Up: Observations requiring follow-Up actions N/A: Not Applicable	Not Obs.	Yes	No	Follow Up	N/A	Photo/ Remarks
3.08 Are flaps and panels of mechanical equipment closed during operation?	<input type="checkbox"/>	<input type="checkbox"/>	<input type="checkbox"/>	<input type="checkbox"/>	<input checked="" type="checkbox"/>	
3.09 Are Construction Noise Permit(s) applied for percussive piling works?	<input type="checkbox"/>	<input type="checkbox"/>	<input type="checkbox"/>	<input type="checkbox"/>	<input checked="" type="checkbox"/>	
3.10 Are Construction Noise Permit(s) applied for general construction works during restricted hours?	<input type="checkbox"/>	<input type="checkbox"/>	<input type="checkbox"/>	<input type="checkbox"/>	<input checked="" type="checkbox"/>	
3.11 Are valid Construction Noise Permit(s) posted at site entrances?	<input type="checkbox"/>	<input type="checkbox"/>	<input type="checkbox"/>	<input type="checkbox"/>	<input checked="" type="checkbox"/>	
3.12 Use of quiet plant had been used on site to minimise the construction noise impact to the surrounding residences/dwellings (Level 1 mitigation measures).	<input type="checkbox"/>	<input type="checkbox"/>	<input type="checkbox"/>	<input type="checkbox"/>	<input checked="" type="checkbox"/>	
3.13 Temporary/Moveable noise barrier or site hoarding are provide or erect at the site boundary to minimise the noise impact of the closest NSRs or stationary equipments shield by the noise barrier which cannot visible from NSRs (Level 2 mitigation measure)	<input type="checkbox"/>	<input type="checkbox"/>	<input type="checkbox"/>	<input type="checkbox"/>	<input checked="" type="checkbox"/>	
3.14 Temporary/Moveable noise barrier equal to or more than 3m height with 10kg/m2 are provide for noise mitigation measures (Level 2 mitigation measures).	<input type="checkbox"/>	<input type="checkbox"/>	<input type="checkbox"/>	<input type="checkbox"/>	<input checked="" type="checkbox"/>	
Section 4: Waste/Chemical Management						
4.01 Waste Management Plan had been submit to Engineer for approval.	<input type="checkbox"/>	<input checked="" type="checkbox"/>	<input type="checkbox"/>	<input type="checkbox"/>	<input type="checkbox"/>	
4.02 Are receptacles available for general refuse collection?	<input type="checkbox"/>	<input checked="" type="checkbox"/>	<input type="checkbox"/>	<input type="checkbox"/>	<input type="checkbox"/>	
4.03 Is general refuse sorting or recycling implemented?	<input type="checkbox"/>	<input checked="" type="checkbox"/>	<input type="checkbox"/>	<input type="checkbox"/>	<input type="checkbox"/>	
4.04 Is general refuse disposed of properly and regularly?	<input type="checkbox"/>	<input checked="" type="checkbox"/>	<input type="checkbox"/>	<input type="checkbox"/>	<input type="checkbox"/>	
4.05 Is the Contractor registered as a chemical waste producer?	<input type="checkbox"/>	<input type="checkbox"/>	<input type="checkbox"/>	<input type="checkbox"/>	<input checked="" type="checkbox"/>	
4.06 Are the chemical waste containers and storage area properly labelled?	<input type="checkbox"/>	<input type="checkbox"/>	<input type="checkbox"/>	<input type="checkbox"/>	<input checked="" type="checkbox"/>	
4.07 Are the chemical wastes stored in proper storage areas?	<input type="checkbox"/>	<input type="checkbox"/>	<input type="checkbox"/>	<input type="checkbox"/>	<input checked="" type="checkbox"/>	
4.08 Is the chemical container or equipment provided with drip tray?	<input type="checkbox"/>	<input type="checkbox"/>	<input type="checkbox"/>	<input type="checkbox"/>	<input checked="" type="checkbox"/>	
4.09 Is the chemical waste storage area used for storage of chemical waste only?	<input type="checkbox"/>	<input type="checkbox"/>	<input type="checkbox"/>	<input type="checkbox"/>	<input checked="" type="checkbox"/>	
4.10 Are incompatible chemical wastes stored in different areas?	<input type="checkbox"/>	<input type="checkbox"/>	<input type="checkbox"/>	<input type="checkbox"/>	<input checked="" type="checkbox"/>	
4.11 Are the chemical wastes disposed of by licensed collectors?	<input type="checkbox"/>	<input type="checkbox"/>	<input type="checkbox"/>	<input type="checkbox"/>	<input checked="" type="checkbox"/>	
4.12 Are trip tickets for chemical wastes disposal available for inspection?	<input type="checkbox"/>	<input type="checkbox"/>	<input type="checkbox"/>	<input type="checkbox"/>	<input checked="" type="checkbox"/>	
4.13 Are chemical/fuel storage areas bounded?	<input type="checkbox"/>	<input type="checkbox"/>	<input type="checkbox"/>	<input type="checkbox"/>	<input checked="" type="checkbox"/>	
4.14 Are designated areas identified for storage and sorting of construction wastes?	<input type="checkbox"/>	<input type="checkbox"/>	<input type="checkbox"/>	<input type="checkbox"/>	<input checked="" type="checkbox"/>	
4.15 Are construction wastes sorted (inert and non-inert) on site?	<input type="checkbox"/>	<input checked="" type="checkbox"/>	<input type="checkbox"/>	<input type="checkbox"/>	<input type="checkbox"/>	
4.16 Are construction wastes reused?	<input type="checkbox"/>	<input checked="" type="checkbox"/>	<input type="checkbox"/>	<input type="checkbox"/>	<input type="checkbox"/>	
4.17 Are construction wastes disposed of properly?	<input type="checkbox"/>	<input checked="" type="checkbox"/>	<input type="checkbox"/>	<input type="checkbox"/>	<input type="checkbox"/>	
4.18 Are site hoardings and signboards made of durable materials instead of timber?	<input type="checkbox"/>	<input checked="" type="checkbox"/>	<input type="checkbox"/>	<input type="checkbox"/>	<input type="checkbox"/>	
4.19 Is trip ticket system implemented for the disposal of construction wastes and records available for inspection?	<input type="checkbox"/>	<input checked="" type="checkbox"/>	<input type="checkbox"/>	<input type="checkbox"/>	<input type="checkbox"/>	
4.20 Are appropriate procedures followed if contaminated material exists?	<input type="checkbox"/>	<input type="checkbox"/>	<input type="checkbox"/>	<input type="checkbox"/>	<input checked="" type="checkbox"/>	
4.21 Is relevant license/ permit for disposal of construction waste or excavated materials available for inspection?	<input type="checkbox"/>	<input type="checkbox"/>	<input type="checkbox"/>	<input type="checkbox"/>	<input checked="" type="checkbox"/>	
4.22 Site cleanliness and appropriate waste management training had provided for the site workers.	<input type="checkbox"/>	<input checked="" type="checkbox"/>	<input type="checkbox"/>	<input type="checkbox"/>	<input type="checkbox"/>	
4.23 Contaminated sediments will be managed according to WBTC No.12/2000 and EWTB TC(W) No. 34/2002.	<input type="checkbox"/>	<input type="checkbox"/>	<input type="checkbox"/>	<input type="checkbox"/>	<input checked="" type="checkbox"/>	

Note: Not Obs.: Not Observed; Yes: Compliance; No: Non-Compliance; Follow Up: Observations requiring follow-up actions N/A: Not Applicable		Not Obs.	Yes	No	Follow Up	N/A	Photo/Remarks
Section 5: Landscape & Visual							
5.01	Are retained and transplanted trees in health condition?	<input type="checkbox"/>	<input type="checkbox"/>	<input type="checkbox"/>	<input type="checkbox"/>	<input checked="" type="checkbox"/>	
5.02	Are retained and transplanted trees properly protected?	<input type="checkbox"/>	<input checked="" type="checkbox"/>	<input type="checkbox"/>	<input type="checkbox"/>	<input type="checkbox"/>	
5.03	Are surgery works carried out for the damaged trees?	<input checked="" type="checkbox"/>	<input type="checkbox"/>	<input type="checkbox"/>	<input type="checkbox"/>	<input type="checkbox"/>	
5.04	Is damage to trees outside site boundary due to construction activities avoided?	<input type="checkbox"/>	<input checked="" type="checkbox"/>	<input type="checkbox"/>	<input type="checkbox"/>	<input type="checkbox"/>	
5.05	Is the night-time lighting controlled to minimize glare to sensitive receivers?	<input type="checkbox"/>	<input type="checkbox"/>	<input type="checkbox"/>	<input type="checkbox"/>	<input checked="" type="checkbox"/>	
Section 6: Others							
6.01	Are relevant Environmental Permits posted at all vehicle site entrances/exits?	<input type="checkbox"/>	<input type="checkbox"/>	<input type="checkbox"/>	<input type="checkbox"/>	<input checked="" type="checkbox"/>	

(Sok Kwu Wan)

Remarks:



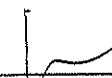
Findings of Site Inspection: (19 August 2014)

Follow up (19 August 2014)

No environmental issue was observed during the site inspection

Nil.

IEC's representative RE's representative ET's representative EO's representative Contractor's representative

()  (Mr. Daniel Chau)  (Mr. Martin Li)  (Mr. M.K. Leung) ()

Appendix M

Implementation Schedule of Mitigation Measures

Implementation Schedule of Air Quality Measures

EIA Ref	EM&A Ref	Environmental Protection Measures*	Location / Timing	Implementation Agent	Implementation Stages**			Relevant Legislation & Guidelines
					D	C	O	
Construction Phase								
3.32	2.34	Installation of 2m high solid fences around the construction site of Pumping Station P2.	Work site / during construction	Contractor		√		
3.34	2.34	Adopting the following good site practices and follow the dust control requirements of the Air Pollution Control (Construction Dust) Regulation: <ul style="list-style-type: none"> • Stockpiles of imported material kept on site should be contained within hoardings, dampened and / or covered during dry and windy weather; • Material stockpiled alongside trenches should be covered with tarpaulins whenever works are close to village houses; • Water sprays should be used during the delivery and handling of cement, sands, aggregates and the like. • Any vehicle used for moving sands, aggregates and construction waste should have properly fitting side and tail boards. Materials should not be loaded to a level higher than the side and tail boards, and should be covered by a clean tarpaulin. 	Work site / during construction	All contractors		√		EIAO-TM, APCO, Air Pollution Control (Construction Dust) Regulation
3.36	Section 2	1 hour and 24 hour dust monitoring and site audit	Designated air monitoring locations / throughout construction period	Contractor/ Environmental Team		√		EM&A Manual

* All recommendations and requirements resulted during the course of EIA Process, including ACE and/or accepted public comment to the proposed project.

** D=Design, C=Construction, O=Operation

N/A Not applicable

Implementation Schedule of Noise Measures

EIA Ref	EM&A Ref	Environmental Protection Measures*	Location/Timing	Implementation Agent	Implementation Stages **			Relevant Legislation & Guidelines
					D	C	O	
Construction Phase								
4.41-4.43	3.19	<ul style="list-style-type: none"> • Use of quiet PME for the construction of the pumping stations • Use of temporary noise barrier during the construction of Pumping Station P1a 	Work site /during the construction of Pumping Stations	Contractor		√		EIAO-TM, NCO
4.44 – 4.49	3.19	Implementation of following measures during the sewer construction: <ul style="list-style-type: none"> • Use of quiet PME or method; • Restriction on the number plant (1 item for each type of plant); and • Good Site Practices <ul style="list-style-type: none"> ➤ Only well-maintained plant should be operated on-site and plant should be serviced regularly during the construction program. ➤ Mobile plant, if any, should be sited as far away from NSRs as possible. ➤ Machines and plant (such as trucks) that may be in intermittent use should be shut down between work periods or should be throttled down to a minimum. ➤ Plant known to emit noise strongly in one direction should, wherever possible, be orientated so that the noise is directed away from the nearby NSRs. ➤ Material stockpiles and other structures should be effectively utilized, wherever practicable, in screening noise from on-site construction activities. 	Work site /during the construction of Sewer.	Contractor		√		

EIA Ref	EM&A Ref	Environmental Protection Measures*	Location/Timing	Implementation Agent	Implementation Stages **			Relevant Legislation & Guidelines
					D	C	O	
4.50 – 4.53	3.19	<ul style="list-style-type: none"> Use of noise screening structures such as acoustic shed and barrier wherever practicable and feasible in areas with sufficient clearance and headroom. Adoption of manual working method wherever practicable and feasible in areas where the worksites of the proposed sewer alignment are located less than 20 m from the residential NSRs and less than 30 m from the temple (THT) and the public library. Use of PME for the construction of the section of sewer between the NSR and the Pumping Station P1a should not be allowed during the excavation work of Pumping Station P1a. 	Work site /during the construction of Sewer.	Contractor		√		
4.60	Section 35	Noise monitoring	Designated noise monitoring locations / throughout construction period	Contractor/ Environmental Team		√		EM&A Manual

* All recommendations and requirements resulted during the course of EIA Process, including ACE and/or accepted public comment to the proposed project.

** D=Design, C=Construction, O=Operation

N/A Not applicable

Implementation Schedule of Water Quality Control Measures

EIA Ref	EM&A Ref	Environmental Protection Measures*	Location (duration /completion of measures)	Implementation Agent	Implementation Stages**			Relevant Legislation and Guidelines
					D	C	O	
Construction Phase								
5.77	4.35	No-dig method using Horizontal Directional Drilling (HDD) would be used for the installation of outfall pipe of about 480 m from shore to minimize the potential water quality impacts arising from the dredging works required for the submarine outfall construction. Silt curtains will be installed around the exit area of the pilot drill.	Marine works site / During construction of submarine outfall	Contractor		√		
5.73 – 5.78	4.36	Dredging Works Implementation of following measures during the dredging works: <ul style="list-style-type: none"> dredging should be undertaken using closed grab dredgers with a maximum total production rate of 55m³/hr; deployment of 2-layer silt curtains with the first layer enclosing the grab and the second layer at around 50m from the dredging area while dredging works are in progress; dredging operation should be undertaken during ebb tide only; all vessels should be sized such that adequate clearance (i.e. minimum clearance of 0.6m) is maintained between vessels and the sea bed at all states of the tide to ensure that undue turbidity is not generated by turbulence from vessel movement or propeller wash; all pipe leakages should be repaired promptly and plant should not be operated with leaking pipes; excess material should be cleaned from the decks and exposed fittings of barges before the vessel is moved; adequate freeboard (i.e. minimum of 200mm) should be maintained on barges to ensure that decks are not washed by wave action; all barges should be fitted with tight fitting seals to their bottom openings to prevent leakage of material; loading of barges should be controlled to prevent splashing of dredged material to the surrounding water, and barges should not 	Marine works site and at the identified water sensitive receivers/ During construction	Contractor		√		

EIA Ref	EM&A Ref	Environmental Protection Measures*	Location (duration /completion of measures)	Implementation Agent	Implementation Stages**			Relevant Legislation and Guidelines
					D	C	O	
		<p>be filled to a level which will cause the overflow of materials or polluted water during loading or transportation; and</p> <ul style="list-style-type: none"> the decks of all vessels should be kept tidy and free of oil or other substances that might be accidentally or otherwise washed overboard. 						
5.79	4.37	<p><u>Construction Run-off and Drainage</u> Implementation of the following site practices outlined in ProPECC PN 1/94 for “Construction Site Drainage”</p> <ul style="list-style-type: none"> Provision of perimeter channels to intercept storm-runoff from outside the site. These should be constructed in advance of site formation works and earthworks. Works programmes should be designed to minimize works areas at any one time, thus minimizing exposed soil areas and reducing the potential for increased siltation and runoff. Sand / silt removal facilities such as sand traps, silt traps and sediment basins should be provided to remove the sand / silt particles from run-off. These facilities should be properly and regularly maintained. These facilities should be carefully planned to ensure that they would be installed at appropriate locations to capture all surface water generated on site. Careful programming of the works to minimise soil excavation works during rainy seasons. Exposed soil surface should be protected by paving or hydroseeding as soon as possible to reduce the potential of soil erosion. Trench excavation should be avoided in the wet season, and if necessary, these should be excavated and backfilled in short sections. Open stockpiles of construction materials on site should be covered with tarpaulin or similar fabric 	Construction works sites	Contractor		√		ProPECC PN 1/94
5.80	4.38	<p><u>General Construction Activities</u> Debris and rubbish generated on-site should be collected, handled and</p>	Construction works sites	Contractor		√		

EIA Ref	EM&A Ref	Environmental Protection Measures*	Location (duration /completion of measures)	Implementation Agent	Implementation Stages**			Relevant Legislation and Guidelines
					D	C	O	
		disposed of properly to avoid entering the nearby coastal waters and stormwater drains. All fuel tanks and storage areas should be provided with locks and be sited on sealed areas, within bunds of a capacity equal to 110% of the storage capacity of the largest tank. Open drainage channels and culverts near the works areas should be covered to block the entrance of large debris and refuse.						
5.81	4.39	<u>Wastewater Arising from Workforce</u> Portable toilets should be provided by the Contractors, where necessary, to handle sewage from the workforce. The Contractor should also be responsible for waste disposal and maintenance practices.	Construction works sites	Contractor		√		
5.96	Section 4	Water quality monitoring	Designated water monitoring locations/ throughout construction period	Contractor		√		EM&A Manual

* All recommendations and requirements resulted during the course of EIA Process, including ACE and/or accepted public comment to the proposed project.

** D=Design, C=Construction, O=Operation

N/A Not applicable

Implementation Schedule of Sediment Contamination Mitigation Measures

EIA Ref	EM&A Ref	Environmental Protection Measures*	Location / Timing	Implementation Agent	Implementation Stages**			Relevant Legislation & Guidelines
					D	C	O	
6.17	5.3	Follow the requirement and procedures for dredged mud disposal specified under the WBTC No. 34/2002.	Marine works site / during dredging works	Contractor		√		WBTC No. 34/2002
6.18	5.4	Implement appropriate dredging methods which have been incorporated into the recommended water quality mitigation measures.	Marine works site, during dredging works	Contractor		√		
6.19	5.5	During the transportation and disposal of the dredged sediment, the following measures should be taken: <ul style="list-style-type: none"> Bottom opening of barges should be fitted with tight fitting seals to prevent leakage of material. Excess material should be cleaned from the decks and exposed fittings of barges and hopper dredgers before the vessel is moved. Monitoring of the barge loading should be conducted to ensure that loss of material does not take place during transportation. Transport barges or vessels should be equipped with automatic self monitoring devices as specified by the DEP. 	Marine works site and at the identified sensitive receivers	Contractor		√		

* All recommendations and requirements resulted during the course of EIA Process, including ACE and/or accepted public comment to the proposed project.

** D=Design, C=Construction, O=Operation

N/A Not applicable

Implementation Schedule of Solid Waste Management Measures

EIA Ref	EM&A Ref	Environmental Protection Measures*	Location / Timing	Implementation Agent	Implementation Stages **			Relevant Legislation & Guidelines
					D	C	O	
Construction Phase								
7.14	6.4	<u>Good site practices</u> <ul style="list-style-type: none"> Nomination of an approved person, such as a site manager, to be responsible for implementation of good site practices, arranging for collection and effective disposal to an appropriate facility, of all wastes generated at the site Training (proper waste management and chemical handling procedure) should be provided for site staffs Appropriate measures to minimize windblown litter and dust during transportation of waste by either covering trucks or by transporting wastes in enclosed containers. Provision of sufficient waste disposal points and regular collection for disposal. Separation of chemical wastes for special handling and appropriate treatment at the Chemical Waste Treatment Facility. Regular cleaning and maintenance programme for drainage systems, sumps and oil interceptors. Maintain records of the quantities of wastes generated, recycled and disposed. 	Work sites/During construction	Contractor		√		Waste Disposal Ordinance (Cap.54)
7.15	6.5	To monitor the disposal of C&D waste at landfills and to control fly tipping, a trip-ticket system should be included as one of the contractual requirements and implemented by an Environmental Team undertaking the Environmental Monitoring and Audit work. An Independent Environmental Checker should be responsible for auditing the results of the system.	Work sites/During construction	Contractor		√		WBTC No. 21/2002
7.16	6.6	Recommendations to achieve waste reduction include: <ul style="list-style-type: none"> segregation and storage of different types of waste in different containers, skips or stockpiles to enhance reuse or recycling of materials and their proper disposal; to encourage collection of aluminium cans by individual collectors, separate labelled bins should be provided to segregate this waste from other general refuse generated 	Work sites/During construction	Contractor		√		WBTC No. 4/98, 5/98

EIA Ref	EM&A Ref	Environmental Protection Measures*	Location / Timing	Implementation Agent	Implementation Stages **			Relevant Legislation & Guidelines
					D	C	O	
		by the work force; <ul style="list-style-type: none"> any unused chemicals or those with remaining functional capacity should be recycled; use of reusable non-timber formwork to reduce the amount of C&D material; prior to disposal of C&D waste, it is recommended that wood, steel and other metals should be separated for re-use and / or recycling to minimise the quantity of waste to be disposed of to landfill; proper storage and site practices to minimise the potential for damage or contamination of construction materials; and plan and stock construction materials carefully to minimise amount of waste generated and avoid unnecessary generation of waste. 						
7.18	6.7	<u>General Site Wastes</u> <ul style="list-style-type: none"> A collection area for construction site waste should be provided where waste can be stored prior to removal from site An enclosed and covered area for the collection of the waste is recommended to reduce 'wind blow' of light material 	Work sites/During construction	Contractor		√		Public Health and Municipal Services Ordinance (Cap. 132)
7.19-7.20	6.8 – 6.9	<u>Chemical Wastes</u> <ul style="list-style-type: none"> After use, chemical waste should be handled according to the Code of Practice on the Package, Labelling and Storage of Chemical Wastes Any unused chemicals or those with remaining functional capacity should be recycled Waste should be properly stored on site within suitably designed containers and should be collected by an approved licensed waste collectors for disposal at the Chemical Waste Treatment Facility or other licenced facility in accordance with the Waste Disposal (Chemical Waste) (General) Regulation under the Waste Disposal Ordance. 	Work sites/During construction	Contractor		√		Waste Disposal (Chemical Waste) (General) Regulation, Code of Practice on the Packaging Labelling and Storage of Chemical Wastes

EIA Ref	EM&A Ref	Environmental Protection Measures*	Location / Timing	Implementation Agent	Implementation Stages **			Relevant Legislation & Guidelines
					D	C	O	
		<ul style="list-style-type: none"> Any service shop and minor maintenance facilities should be located on hard standing within a bunded area, and sumps and oil interceptors should be provided. Maintenance of vehicles and equipment involving activities with potential for leakage and spillage should be undertaken within the designated areas equipped control these discharges 						
7.21-7.22	6.10 – 6.11	<p><u>Construction and Demolition Material</u></p> <ul style="list-style-type: none"> The C&D waste should be separated on-site into three categories: <ul style="list-style-type: none"> ➤ public fill, the inert portion of the C&D material (e.g. concrete and rubble), which should be re-used on-site or disposed of at a public filling area; ➤ C&D waste for re-use and / or recycling, the non-inert portion of the C&D material, (e.g. steel and other metals, woods, glass and plastic); ➤ C&D waste which cannot be re-used and / or recycled (e.g. wood, glass and plastic) Where possible, inert material should be re-used on-site Where practicable, steel and other metals should be separated for re-use and/or recycling prior to disposal of C&D material 	During all construction phases	Contractors		√		WBTC No. 4/98, 5/98, 21/2002, 25/99, 12/2000

* All recommendations and requirements resulted during the course of EIA Process, including ACE and/or accepted public comment to the proposed project.

** D=Design, C=Construction, O=Operation

N/A Not applicable

Implementation Schedule of Ecological Impact Measures

EIA Ref	EM&A Ref	Environmental Protection Measures*	Location / Timing	Implementation Agent	Implementation Stages			Relevant Legislation & Guidelines
					D	C	O	
Construction Phase								
8.157	7.2	<u>Terrestrial Ecology</u> <ul style="list-style-type: none"> Labeling and fencing of the uncommon tree species Avoidance of use of woodland habitats as Works Area, in particular where trees are located 	Work sites / during construction phase	Contractor		√		
8.159 – 8.160	7.3	<u>Subtidal Ecology</u> Use of HDD technique Dredging <ul style="list-style-type: none"> Use of closed-grab dredger Deploy silt curtains during dredging. 	Marine works site / during dredging works	Contractor		√		
8.161	7.4	Site runoff <ul style="list-style-type: none"> Construction and maintenance of sand / silt removal facilities Silt curtains Timing of earthworks Coverage of sand / fill piles during storms. Barriers along the landward side of Pumping Station P2 site boundary (to prevent site runoff from entering area with Romer's Tree Frog) 	All work sites / during construction phase	Contractor		√		

* All recommendations and requirements resulted during the course of EIA Process, including ACE and/or accepted public comment to the proposed project.

** D=Design, C=Construction, O=Operation

N/A Not applicable

Implementation Schedule of Fisheries Impact Measures

EIA Ref	EM&A Ref	Environmental Protection Measures*	Location / Timing	Implementation Agent	Implementation Stages**			Relevant Legislation & Guidelines
					D	C	O	
9.29	8.3	Use of closed grab dredging and silt curtains around the immediate dredging area and low dredging rates as recommended in Water Quality of the EIA report	Marine works site, during dredging works	Contractor		√		TM on EIA Process
9.32	Section 8	Water quality monitoring (see Implementation Schedule for Water Quality Control Measures)	Designated monitoring locations / throughout construction period and 1 year following operation of the STW	Contractor and Environmental Team		√	√	EM&A Manual

* All recommendations and requirements resulted during the course of EIA Process, including ACE and/or accepted public comment to the proposed project.

** D=Design, C=Construction, O=Operation

N/A Not applicable

Implementation Schedule of Landscape and Visual Impact Measures

EIA Ref	EM&A Ref	Environmental Protection Measures*	Location / Timing	Implementation Agent	Implementation Stages **			Relevant Legislation & Guidelines
					D	C	O	
Construction Phase								
10.74	9.10	Retaining existing trees and minimizing damage to vegetation by close coordination and on site alignment adjusted of rising main and gravity sewer pipelines.	All sites	Contractor		√		WBTC No. 14/2002
		Careful and efficient transplanting of affected trees to temporary or final transplant location (the proposed tree to be transplanted is a semi-mature <i>Macaranga tanarius</i> and is located at the proposed Pumping Station P2 location).	All sites	Contractor		√		WBTC No. 14/2002
		Short excavation and immediate backfilling sections upon completion of works to reduce active site area.	All sites	Contractor		√		
		Screening of site construction works by use of hoarding that is appropriate to its site.	All sites	Contractor		√		WBTC No. 19/2001
		Conservation of topsoil for reuse.	All sites	Contractor		√		
		Night-time light source from marine fleets should be directed away from the residential units.	Outfall area.	Contractor		√		

* All recommendations and requirements resulted during the course of EIA Process, including ACE and/or accepted public comment to the proposed project.

** D=Design, C=Construction, O=Operation

N/A Not applicable

Appendix N

Tree Inspection Report

經緯園藝有限公司

Melofield Nursery & Landscape Contractor Ltd

元朗下攸田村 125 號 125, Ha Yau Tin Tsuen, Yuen Long, N.T.

TEL: (852) 2572-0048 FAX: (822)2573-9099 E-mail: melofield@netvigator.com

Contract No. DC/2009/13

Project Name: Construction of Sewage Treatment
Works at Yung Shue Wan and Sok Kwu Wan

Sok Kwu Wan

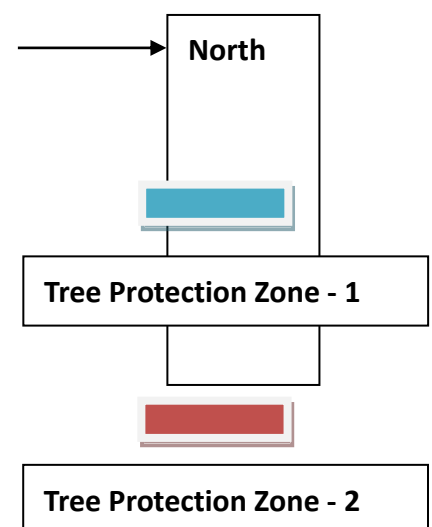
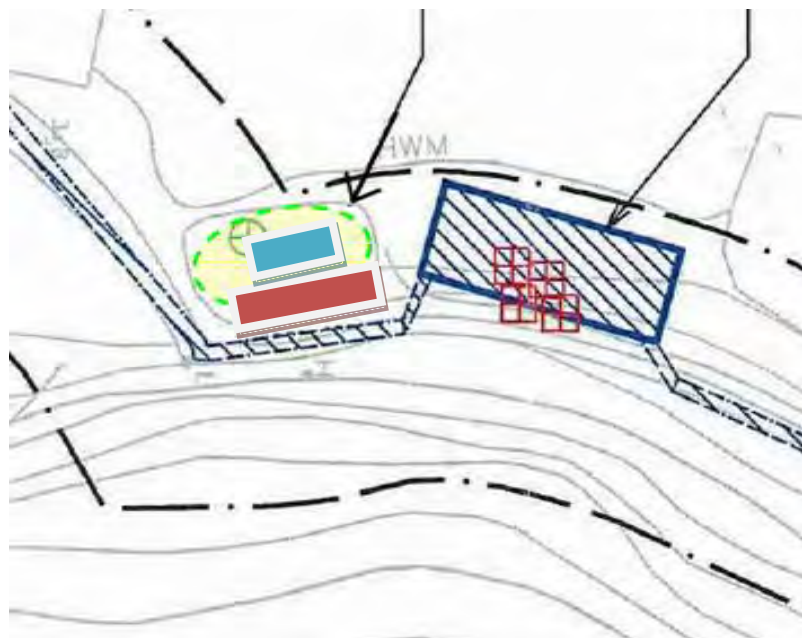
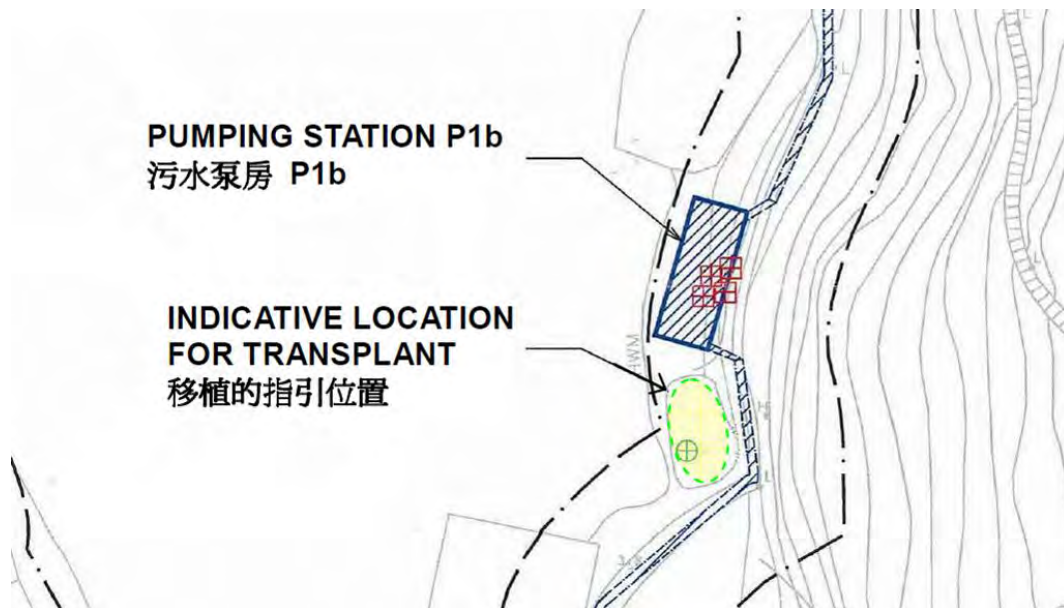
Tree Inspection Report for *Celtis timorensis*

Inspection Date : 31-07-2014



1. Introduction

According to the requirement in the Environmental Permit EP-281/2007/A, the uncommon tree species, *Celtis timorensis*, found in the pumping station P1b area as shown in figure below shall be properly transplanted to the area immediately south of the Pumping Station P1b before commencement of construction of the Pumping Station P1b



This Tree Inspection Report describes the bi weekly monitoring result of the *Celtis timorensis*, which were additionally planted as the compensation of previously transplanted *Celtis timorensis* CT7, CT8, CT9 & CT10.

2. Summary of Inspection

Date of Inspection	31 July 2014, around 15:30
Location	A soil ground adjacent to the Pumping Station P1b Chung Mei, at Sok Kwu Wan, Lamma Island.
Weather	Cloudy, the vegetations are located under the shade of existing tall trees.
The labeled <i>Celtis timorensis</i> under Tree Protection Zone 2	CT_5A & CT_6A

3. Proposed Inspection Schedule

Month	Actual / proposed Inspection Date
October, 2011	10 and 24 October 2011
November, 2011	8 November 2011
December, 2011	14 and 30 December 2011
January 2012	31 January 2012
February 2012	15 and 29 February 2012
March 2012	15 and 31 March 2012
April 2012	16 and 30 April 2012
May 2012	15 and 31 May 2012
June 2012	15 and 30 June 2012
July 2012	16 and 30 July 2012
August 2012	15 and 31 August 2012
September 2012	15 and 29 September 2012
October 2012	15 and 31 October 2012
November 2012	15 and 30 November 2012
December 2012	15 and 30 December 2012
January 2013	15 and 30 January 2013
February 2013	15 and 28 February 2013
March 2013	15 and 30 March 2013
April 2013	15 and 30 April 2013
May 2013	15 and 30 May 2013
June 2013	15 and 29 June 2013

July 2013	15 and 31 July 2013
August 2013	15 and 31 August 2013
September 2013	14 and 30 September 2013
October 2013	15 and 31 October 2013
November 2013	15 and 30 November 2013
December 2013	14 and 31 December 2013
January 2014	15 and 30 January 2014
February 2014	15 and 28 February 2014
March 2014	15 and 31 March 2014
April 2014	15 and 30 April 2014
May 2014	15 and 31 May 2014
June 2014	16 and 30 June 2014
July 2014	15 and 31 July 2014

4. Summary of Inspection Result


Tree No	Speciation	Health Status
CT_5A	<i>Celtis timorensis</i>	Good
CT_6A	<i>Celtis timorensis</i>	Good

Inspection parameters or criteria

- Good** Leaves and stem grown very lush, additional or larger in size of leaves can be observed in each inspection
- Fair** Green leaves can be found. No major unhealthy condition of the plant is observed. The condition is stable.
- Poor** Fewer green leaves than usual are observed. No new leaf is grown and the condition keep stable. The bark is dry. The plant is weak.
- Very Poor** No new green leaf or bud can be observed. The bark is dry. The plant is weak.

5. Description of Inspection Results:

Tree ID: CT_5A

	<p>Current Status: Good</p> <p>Justification: Significant improvement in health. The plant was healthy. Some leaves were damaged by insect.</p>
---	---

Tree ID: CT_6A

	<p>Current Status: Good</p> <p>Justification: Significant improvement in health. The plant was healthy.</p>
---	---

Overall Condition

In the Tree Protection Zone 2, The health of CT_5A and CT_6A were found satisfactory. Regular watering and weeding will be carried out during dry weather. They may better recover under this warm and rainy weather. Some newly grown green leaves were found eaten by insects. Remove any insect found on the plant physically to prevent the bud attacked by leaf-feeding insect. No pesticide should be used when the plants are weak.

Considering CT2A, CT3A were lost due to typhoon, compensatory of additional *Celtis timorensis* is proposed and will be carried out in the coming warm weather season for better growing.

經緯園藝有限公司

Melofield Nursery & Landscape Contractor Ltd

元朗下攸田村 125 號 125, Ha Yau Tin Tsuen, Yuen Long, N.T.

TEL: (852) 2572-0048 FAX: (822)2573-9099 E-mail: melofield@netvigator.com

Contract No. DC/2009/13

Project Name: Construction of Sewage Treatment
Works at Yung Shue Wan and Sok Kwu Wan

Sok Kwu Wan

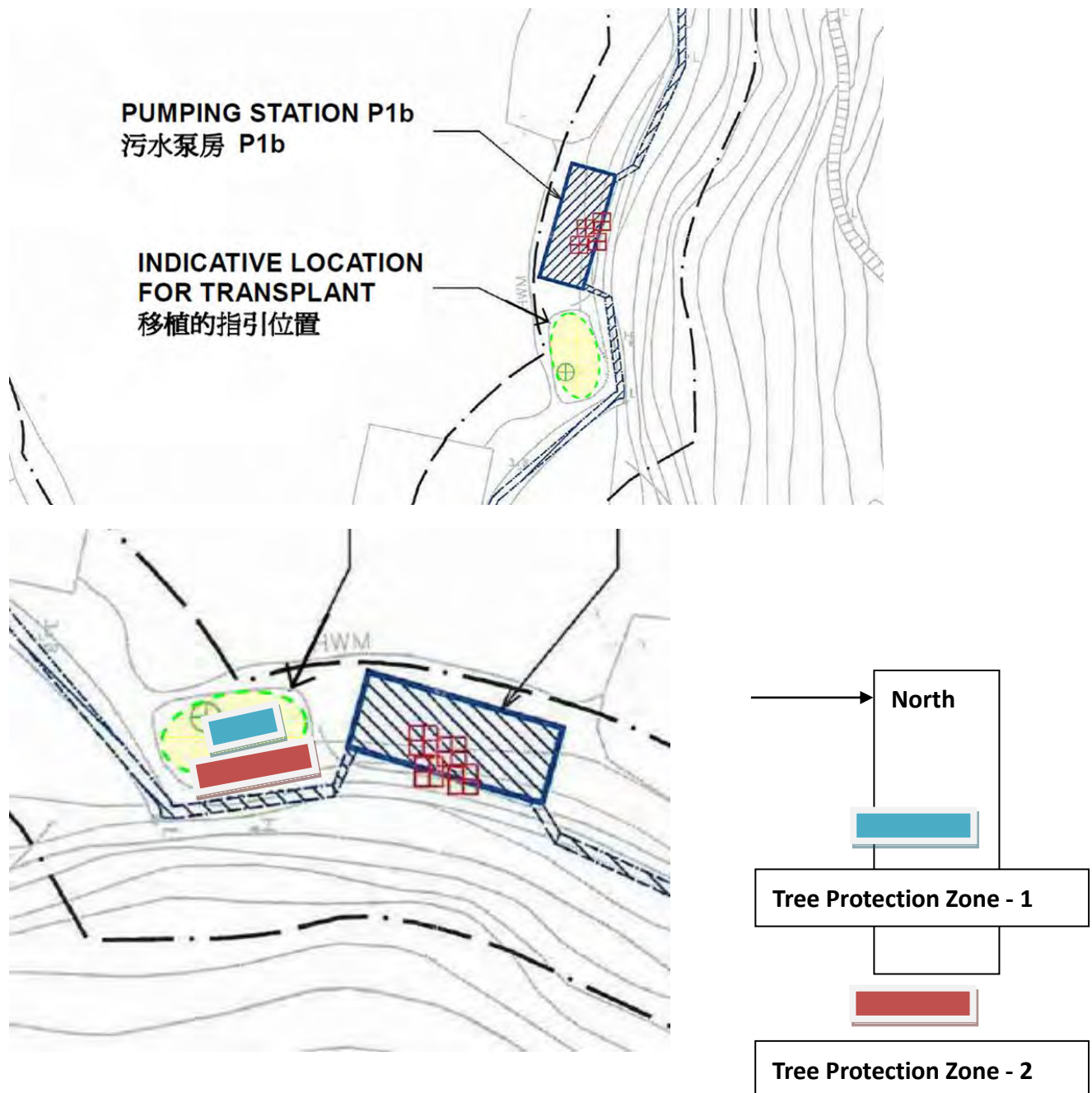
Tree Inspection Report for *Celtis timorensis*

Inspection Date : 15-08-2014



1. Introduction

According to the requirement in the Environmental Permit EP-281/2007/A, the uncommon tree species, *Celtis timorensis*, found in the pumping station P1b area as shown in figure below shall be properly transplanted to the area immediately south of the Pumping Station P1b before commencement of construction of the Pumping Station P1b



This Tree Inspection Report describes the bi weekly monitoring result of the *Celtis timorensis*, which were additionally planted as the compensation of previously transplanted *Celtis timorensis* CT7, CT8, CT9 & CT10.

2. Summary of Inspection

Date of Inspection	15 August 2014, around 14:00
Location	A soil ground adjacent to the Pumping Station P1b Chung Mei, at Sok Kwu Wan, Lamma Island.
Weather	Fine, the vegetations are located under the shade of existing tall trees.
The labeled <i>Celtis timorensis</i> under Tree Protection Zone 2	CT_5A & CT_6A

3. Proposed Inspection Schedule

Month	Actual / proposed Inspection Date
October, 2011	10 and 24 October 2011
November, 2011	8 November 2011
December, 2011	14 and 30 December 2011
January 2012	31 January 2012
February 2012	15 and 29 February 2012
March 2012	15 and 31 March 2012
April 2012	16 and 30 April 2012
May 2012	15 and 31 May 2012
June 2012	15 and 30 June 2012
July 2012	16 and 30 July 2012
August 2012	15 and 31 August 2012
September 2012	15 and 29 September 2012
October 2012	15 and 31 October 2012
November 2012	15 and 30 November 2012
December 2012	15 and 30 December 2012
January 2013	15 and 30 January 2013
February 2013	15 and 28 February 2013
March 2013	15 and 30 March 2013
April 2013	15 and 30 April 2013
May 2013	15 and 30 May 2013
June 2013	15 and 29 June 2013

July 2013	15 and 31 July 2013
August 2013	15 and 31 August 2013
September 2013	14 and 30 September 2013
October 2013	15 and 31 October 2013
November 2013	15 and 30 November 2013
December 2013	14 and 31 December 2013
January 2014	15 and 30 January 2014
February 2014	15 and 28 February 2014
March 2014	15 and 31 March 2014
April 2014	15 and 30 April 2014
May 2014	15 and 31 May 2014
June 2014	16 and 30 June 2014
July 2014	15 and 31 July 2014
August 2014	15 August 2014


4. Summary of Inspection Result

Tree No	Speciation	Health Status
CT_5A	<i>Celtis timorensis</i>	Good
CT_6A	<i>Celtis timorensis</i>	Good

Inspection parameters or criteria

- Good** Leaves and stem grown very lush, additional or larger in size of leaves can be observed in each inspection
- Fair** Green leaves can be found. No major unhealthy condition of the plant is observed. The condition is stable.
- Poor** Fewer green leaves than usual are observed. No new leaf is grown and the condition keep stable. The bark is dry. The plant is weak.
- Very Poor** No new green leaf or bud can be observed. The bark is dry. The plant is weak.

5. Description of Inspection Results:

	<p>Current Status: Good</p> <p>Justification: Significant improvement in health. The plant was healthy. Some leaves were damaged by insect.</p>
---	---

Tree ID: CT_5A

Tree ID: CT_6A

	<p>Current Status: Good</p> <p>Justification: Significant improvement in health. The plant was healthy.</p>
---	---

Overall Condition

In the Tree Protection Zone 2, The health of CT_5A and CT_6A were found satisfactory. Regular watering and weeding will be carried out during dry weather. They may better recover under this warm and rainy weather. Some newly grown green leaves were found eaten by insects. Remove any insect found on the plant physically to prevent the bud attacked by leaf-feeding insect. No pesticide should be used when the plants are weak.

Considering CT2A, CT3A were lost due to typhoon, compensatory of additional *Celtis timorensis* is proposed and will be carried out in the coming warm weather season for better growing.