



Lam Geotechnics Limited

Contract No. HK/2011/07
Wan Chai Development Phase II and Central Wanchai Bypass
- Sampling, Field Measurement and Testing Works (Stage 2)
Monthly EM&A Report (May 2012)

CONTRACT NO: HK/2011/07

**WANCHAI DEVELOPMENT PHASE II AND CENTRAL
WANCHAI BYPASS
SAMPLING, FIELD MEASUREMENT AND TESTING WORK
(STAGE 2)**

**ENVIRONMENTAL PERMIT NO. EP-364/2009/A,
FURTHER ENVIRONMENTAL PERMIT NOS. FEP-01/364/2009,
FEP-02/364/2009, FEP-03/364/2009, FEP-05/364/2009/A, FEP-
06/364/2009/A AND FEP-07/364/2009/A**

MONTHLY ENVIRONMENTAL MONITORING & AUDIT REPORT

- MAY 2012 -

CLIENTS:

**Civil Engineering and Development
Department**

and

Highways Department

PREPARED BY:

Lam Geotechnics Limited

11/F Centre Point
181-185 Gloucester Road,
Wanchai, H.K.

Telephone: (852) 2882-3939
Facsimile: (852) 2882-3331
E-mail: info@lamenviro.com
Website: <http://www.lamenviro.com>

CERTIFIED BY:

Raymond Dai
Environmental Team Leader

DATE:

7 June 2012

Ref.: AACWBIECEM00_0_2829L.12

7 June 2012

By Post and Fax (2691 2649)

AECOM Asia Company Limited
8/F, Tower 2
Grand Central Plaza
138 Shatin Rural Committee Road,
Shatin, New Territories,
Hong Kong

Attention: Mr. Kelvin CHENG

Dear Sir,

**Re: Wan Chai Development Phase II and Central-Wan Chai Bypass
Monthly Environmental Monitoring and Audit Report (May 2012)
for EP-364/2009/A, FEP-01/364/2009, FEP-02/364/2009, FEP-03/364/2009,
FEP-05/364/2009/A, FEP-06/364/2009/A and FEP-07/364/2009/A**

Reference is made to the Environmental Team's submission of the captioned Monthly Environmental Monitoring and Audit (EM&A) Report for May 2012 dated 7 June 2012.

Please be informed that we have no adverse comment on the captioned submission. We write to verify the captioned submission in accordance with Condition 3.4 in the captioned Environmental Permits.

Thank you very much for your kind attention and please do not hesitate to contact the undersigned should you have any queries.

Yours sincerely,



David Yeung
Independent Environmental Checker

| | | | |
|------|-------|-------------------------------------|-------------------|
| c.c. | HyD | Mr. Jones Lai | by fax: 2714 5289 |
| | CEDD | Mr. Patrick Keung | by fax: 2577 5040 |
| | AECOM | Mr. Francis Leong / Mr. Stephen Lai | by fax: 2691 2649 |
| | Lam | Mr. Raymond Dai | by fax: 2882 3331 |

Q:\Projects\AACWBIECEM00\Corr\AACWBIECEM00_0_2829L.12.doc

TABLE OF CONTENTS

| | |
|---|-----------|
| EXECUTIVE SUMMARY | 4 |
| 1. INTRODUCTION | 9 |
| 1.1 Scope of the Report | 9 |
| 1.2 Structure of the Report | 9 |
| 2. PROJECT BACKGROUND | 11 |
| 2.1 Background | 11 |
| 2.2 Scope of the Project and Site Description | 11 |
| 2.3 Division of the Project Responsibility | 12 |
| 2.4 Project Organization and Contact Personnel | 13 |
| 3. STATUS OF REGULATORY COMPLIANCE | 19 |
| 3.1 Status of Environmental Licensing and Permitting under the Project | 19 |
| 4. MONITORING REQUIREMENTS | 29 |
| 4.1 Noise Monitoring | 29 |
| 4.2 Air Monitoring | 30 |
| 5. MONITORING RESULTS | 33 |
| 5.1 Noise Monitoring Results | 33 |
| 5.2 Real Time Noise Monitoring Results | 36 |
| 5.3 Air Monitoring Results | 36 |
| 5.4 Waste Monitoring Results | 40 |
| 6. COMPLIANCE AUDIT | 43 |
| 6.1 Noise Monitoring | 43 |
| 6.2 Real Time Noise Monitoring | 43 |
| 6.3 Air Monitoring | 44 |
| 6.4 Review of the Reasons for and the Implications of Non-compliance | 44 |
| 6.5 Summary of action taken in the event of and follow-up on non-compliance | 44 |
| 7. CUMULATIVE CONSTRUCTION IMPACT DUE TO THE CONCURRENT PROJECTS | 44 |
| 8. ENVIRONMENTAL SITE AUDIT | 46 |
| 9. COMPLAINTS, NOTIFICATION OF SUMMONS AND PROSECUTION | 47 |
| 10. CONCLUSION | 51 |

LIST OF TABLES

| | |
|-------------------|--|
| Table 2.1 | Schedule 2 Designated Projects under this Project |
| Table 2.2 | Details of Individual Contracts under the Project |
| Table 2.3 | Contact Details of Key Personnel |
| Table 3.1 | Summary of the current status on licences and/or permits on environmental protection pertinent to the Project |
| Table 3.2 | Cumulative Summary of Valid Licences and Permits under Contract no. HY/2009/17 |
| Table 3.3 | Summary of submission status under FEP-03/364/2009 |
| Table 3.4 | Cumulative Summary of Valid Licences and Permits under Contract no. HK/2009/01 |
| Table 3.5 | Summary of submission status under FEP-02/364/2009 |
| Table 3.6 | Cumulative Summary of Valid Licences and Permits under Contract no. HK/2009/02 |
| Table 3.7 | Summary of submission status under FEP-01/364/2009 |
| Table 3.8 | Cumulative Summary of Valid Licences and Permits under Contract no. HY/2009/18 |
| Table 3.9 | Summary of submission status under FEP-05/364/2009/A |
| Table 3.10 | Cumulative Summary of Valid Licences and Permits under Contract no. HY/2009/15 |
| Table 3.11 | Summary of submission status under FEP-06/364/2009/A |
| Table 3.12 | Cumulative Summary of Valid Licences and Permits under Contract no. HY/2009/19 |
| Table 3.13 | Summary of submission status under FEP-07/364/2009/A |
| Table 4.1 | Noise Monitoring Stations |
| Table 4.2 | Real Time Noise Monitoring Stations |
| Table 4.3 | Air Monitoring Stations |
| Table 5.1 | Noise Monitoring Stations for Contract no. HY/2009/17 |
| Table 5.2 | Noise Monitoring Stations for Contract no. HY/2009/18 |
| Table 5.3 | Noise Monitoring Station for Contract no. HK/2009/01 and HK/2009/02 |
| Table 5.4 | Noise Monitoring Stations for Contract no. HY/2009/15 |
| Table 5.5 | Noise Monitoring Stations for Contract no. HY/2009/19 |
| Table 5.6 | Real Time Noise Monitoring Stations for Contract no. HY/2009/17 |
| Table 5.7 | Real Time Noise Monitoring Stations for Contract no. HY/2009/19 |
| Table 5.8 | Air Monitoring Station for Contract no. HY/2009/17 |
| Table 5.9 | Air Monitoring Stations for Contract no. HY/2009/18 |
| Table 5.10 | Air Monitoring Station for Contract no. HK/2009/01 |
| Table 5.11 | Air Monitoring Station for Contract no. HK/2009/02 |
| Table 5.12 | Air Monitoring Station for Contract no. HY/2009/15 |
| Table 5.13 | Air Monitoring Stations for Contract no. HY/2009/19 |
| Table 5.14 | Details of Waste Disposal for Contract no. HY/2009/17 |
| Table 5.15 | Details of Waste Disposal for Contract no. HK/2009/01 |
| Table 5.16 | Details of Waste Disposal for Contract no. HK/2009/02 |
| Table 5.17 | Details of Waste Disposal for Contract no. HY/2009/18 |
| Table 5.18 | Details of Waste Disposal for Contract no. HY/2009/15 |
| Table 5.19 | Details of Waste Disposal for Contract no. HY/2009/19 |
| Table 8.1 | Summary of Environmental Inspections for Contract no. HY/2009/15 |
| Table 8.2 | Summary of Environmental Inspections for Contract no. HY/2009/18 |
| Table 8.3 | Summary of Environmental Inspections for Contract no. HY/2009/19 |
| Table 8.4 | Summary of Environmental Inspections for Contract no. HK/2009/01 |
| Table 8.5 | Summary of Environmental Inspections for Contract no. HK/2009/02 |
| Table 9.1 | Cumulative Statistics on Complaints |
| Table 9.2 | Cumulative Statistics on Successful Prosecutions |
| Table 10.1 | Summary of Key Construction Activities of Individual Contract(s) to be commenced in Coming Reporting Month |



LIST OF FIGURES

| | |
|-------------------|--|
| <u>Figure 2.1</u> | Project Layout |
| <u>Figure 2.2</u> | Project Organization Chart |
| <u>Figure 4.1</u> | Locations of Environmental Monitoring Stations |

LIST OF APPENDICES

| | |
|----------------------|--|
| <u>Appendix 3.1</u> | Environmental Mitigation Implementation Schedule |
| <u>Appendix 4.1</u> | Action and Limit Level |
| <u>Appendix 4.2</u> | Copies of Calibration Certificates |
| <u>Appendix 5.1</u> | Monitoring Schedule for Reporting Month and Coming month |
| <u>Appendix 5.2</u> | Noise Monitoring Results and Graphical Presentations |
| <u>Appendix 5.3</u> | Air Quality Monitoring Results and Graphical Presentations |
| <u>Appendix 5.4</u> | Real-time Noise Monitoring Results and Graphical Presentations |
| <u>Appendix 6.1</u> | Event Action Plans |
| <u>Appendix 6.2</u> | Notification of Exceedance |
| <u>Appendix 9.1</u> | Complaint Log |
| <u>Appendix 10.1</u> | Construction Programme of Individual Contracts |

EXECUTIVE SUMMARY

- i. This is the Environmental Monitoring and Audit (EM&A) Monthly Report – May 2012 specific for Environmental Permit no. EP-364/2009/A, Further Environmental Permit nos. FEP-01/364/2009, FEP-02-364/2009, FEP-03-364/2009, FEP-05/364/2009/A, FEP-06/364/2009/A and FEP-07/364/2009/A. The EM&A report is prepared by the Environmental Team (ET) employed under Contract No. HK/2011/07 – Wan Chai Development Phase II and Central Wanchai Bypass – Sampling, Field Measurement and Testing Works (Stage 2). This report presents the environmental monitoring findings and information recorded during the period April to May 2012. The cut-off date of reporting is at 27th of each reporting month.
- ii. Contract no. HY/2010/06, Wan Chai Development Phase II - Central - Wan Chai Bypass over MTR Tsuen Wan Line, has submitted an application for Further Environmental Permit under EP-364/2009/A on 21 May 2012.
- iii. In the reporting month, the principal work activities of individual contracts are included as follows:

Contract no. HY/2009/17 - Central - Wan Chai Bypass (CWB) at FEHD Whitfield Depot - Advanced piling works under FEP-03/364/2009

- ELS works for basement construction for pile cap construction.

Contract no. HY/2009/18 - Central - Wan Chai Bypass (CWB) - Central Interchange under FEP-05/364/2009/A

- Trial Pit
- Instrumentation and monitoring works
- Drainage works
- Site investigation and pre-drilling works
- D-wall construction
- Sheet piling
- Grout curtain
- Tree Transplantation
- Earthwork
- Preparation works in existing tunnel
- Stitch coring
- Approach ramp structure works
- Top down slab
- Road works
- Tunnel works
- Excavation and Lateral Support

Contract no. HK/2009/01 - Wan Chai Development Phase II - Central - Wan Chai Bypass at Hong Kong Convention and Exhibition Centre - Tunnel Works under FEP-02/364/2009

- Diaphragm wall construction works for CWB (Stage2)
- Pre-drilling works for CWB (Stage 2)

- Pre-bored H piling works for SCL
- Construction of flowmeter chamber (FMC1) for cross harbour watermain (CHC) at north bank of HKCEC Water Channel
- Excavation for CWB top slab
- Shear pin installation work for SCL Diaphragm wall
- Trimming of SCL Diaphragm wall head
- Installation of dewatering well, recharging well, observation well and associated system for construction of CWB tunnel, SCL top slab and Exhaust duct at Stage 1

Contract no. HK/2009/02 - Wan Chai Development Phase II - Central - Wan Chai Bypass at Wan Chai East (CWB Tunnel) under FEP-01/364/2009

- Breaking concrete slab and excavation of trial pit at tunnel portion 3 & 4
- Drilling bored pile to rock head at tunnel portion 3 & 4
- Deep excavation works were ongoing below -8.8 mPD for western tunnel portion 1 and below -5.8mPD for eastern tunnel portion
- Tunnel bored pile works at WCR4 area
- Trial Pit excavation of D-wall at Portion 3&4
- Pre-drilling of bored pile

Contract no. HY/2009/15 - Central-Wanchai Bypass – Tunnel (Causeway Bay Typhoon Shelter Section) under FEP-06/364/2009/A

- Diaphragm wall construction works at TS4
- ELS works at TPCWAE
- Cut and Cover Tunnel Construction at TS1
- Night time protection works at CHT
- Cut off wall preparation works at Hung Hing Road and POC

Contract no. HY/2009/19 - Central - Wanchai Bypass Tunnel (North Point Section) and Island Eastern Corridor Link under FEP-07/364/2009/A

- Road works at Watson Road
- Fabrication of bored piling platform
- Bored piling (Land)
- Ground contamination assessment
- Pre-drilling works for bored pile and Diaphragm wall
- D-wall Construction (North & South Section)
- Guide wall construction for D-wall / Barette at North side
- Construction works for Box Culvert T
- Marine Piling
- Construction of socket-H pile for Marine works
- Construction of pre-bored H-pile works for Culvert U

Noise Monitoring

- iv. Due to adverse weather condition, the noise monitoring at the following stations were rescheduled

- M7e: from 16 May 2012 to 18 May 2012
M7w: from 16 May 2012 to 18 May 2012
- v. Noise monitoring during daytime was conducted at M1a - Harbour Road Sports Center; M2b - Noon-day gun area; M3a - Tung Lo Wan Fire Station; M4b - Victoria Center; M5b - City Garden, M6 - HK Baptist Church Henrietta Secondary School, M7e and M7w – International Finance Centre Eastern and Western End of Podium on a weekly basis.
- vi. 1 limit level exceedance was recorded at M7e – International Finance Centre Eastern on 30 April 2012. After checking contractors' work schedules and investigation found that construction works were conducted as the major noise sources contributed in the noise monitoring. The exceedance was considered as project related.
- vii. 2 limit level exceedances were recorded at M6 – HK Baptist Church Henrietta Secondary School on 30 April and 16 May 2012. After checking contractors' work schedules and investigation found that traffic was the major noise sources contributed in the noise monitoring. The exceedances were considered as non-project related.
- viii. 24-hour real time noise monitoring was conducted at RTN1 - FEHD Hong Kong Transport Section Whitefield Depot for the piling works in FEHD Whitfield Depot and RTN2 – Tunnel (North Point Section) and Island Eastern Corridor Link. No action and limit level exceedance was recorded in the reporting period.

Air Monitoring

- ix. Due to extension of site boundary by contractor of HY/2009/19, location of air monitoring station CMA1b – Oil Street Community Liaison Centre has been finely adjusted on 21 April 2012.
- x. Due to lack of electricity supply, the 24-hr TSP monitoring at the following stations were rescheduled
CMA1b: from 8 May 2012 to 9 May 2012
CMA5a: from 8 and 25 May 2012 to 9 and 26 May 2012
MA1e: from 14 May 2012 to 15 May 2012
- xi. 1-hour and 24-hour Total Suspended Particulates (TSP) monitoring were conducted at CMA1b - Oil Street Community Liaison Centre; CMA2a - Causeway Bay Community Center; CMA3a - CWB PRE Site Office Area; CMA4a – Society for the Prevention of Cruelty to Animals; CMA5a - Children Garden opposite to Pedestrian Plaza; MA1e and MA1w – International Finance Centre eastern and western wing on every six days basis. No action and limit level exceedance were recorded in the reporting period.

Complaints, Notifications of Summons and Successful Prosecutions

- xii. There was no environmental complaint received in this reporting month.

Site Inspections and Audit

- xiii. The Environmental Team (ET) conducted weekly site inspections for Contract no. HY/2009/15, HY/2009/17, HY/2009/18, HY/2009/19, HK/2009/01 and HK/2009/02 in this reporting period. The Contractors rectified major observations and recommendations made during the audit sessions. No non-conformance was identified during the site inspections.

Future Key Issues

- xiv. In the coming reporting month, the principal work activities of individual contracts are anticipated as follows:

Contract no. HY/2009/17 – Central – Wan Chai Bypass (CWB) at FEHD Whitfield Depot – Advanced piling works under FEP-03/364/2009

- ELS works for basement construction for pile cap construction.

Contract no. HY/2009/18 – Central – Wan Chai Bypass (CWB) – Central Interchange under FEP-05/364/2009/A

- Trial pit
- Instrumentation and monitoring works
- Drainage works
- Site investigation and pre-drilling works
- D-wall construction
- Sheet piling
- Grout curtain
- Tree Transplantation
- Earthworks
- Preparation works in existing tunnel
- Stitch coring
- Approach ramp structure works
- Top down slab
- Road works
- Tunnel works
- Excavation and Lateral Support

Contract no. HK/2009/01 – Wan Chai Development Phase II – Central – Wan Chai Bypass at Hong Kong Convention and Exhibition Centre – Tunnel Works under FEP-02/364/2009

- Diaphragm wall construction for CWB tunneling works at Stage2
- Piling works for SCL Protection Works
- Installation of dewatering system for construction of CWB tunnel, SCL top slab and Exhaust duct at Stage 1
- Construction of CWB top slab would be continued
- Construction of SCL top slab and exhaust duct at Stage 1
- Pipe bridge erection upon completion of pipe laying works across exhaust duct, bulk excavation for construction of exhaust duct structure after installation of pipe bridge

Contract no. HK/2009/02 – Wan Chai Development Phase II – Central – Wan Chai Bypass at Wan Chai East (CWB Tunnel) under FEP-01/364/2009

- Deep excavation works below -8.8mPD for western tunnel portion and below +5.8mPD for eastern tunnel portion.

- Drilling bored pile to rock head, breaking concrete slab and excavation of trial pit at tunnel portion 3 & 4.

Contract no. HY/2009/15 – Central-Wanchai Bypass – Tunnel (Causeway Bay Typhoon Shelter Section) under FEP-06/364/2009/A

- Diaphragm wall construction works at TS4
- Cut and Cover Tunnel Construction at TPCWAE
- Night time protection works at CHT
- Cut off wall preparation works at Hung Hing Road and POC

Contract no. HY/2009/19 – Central – Wanchai Bypass Tunnel (North Point Section) and Island Eastern Corridor Link under FEP-07/364/2009/A

- Road works at Watson Road
- Fabrication of bored piling platform
- Bored piling (Land)
- Ground contamination assessment
- Pre-drilling works for bored pile and Diaphragm wall
- D-wall Construction (North & South Section)
- Guide wall construction for D-wall / Barette at North side
- Construction works for Box Culvert T
- Marine Piling
- Construction of socket-H pile for Marine works
- Construction of pre-bored H-pile works for Culvert U
- Construction of 1500Ø drainage along D-wall
- Construction of sheet pile at D9 location.

1 INTRODUCTION

1.1 Scope of the Report

- 1.1.1. Lam Geotechnics Limited (LGL) has been appointed to work as the Environmental Team (ET) under Environmental Permit no. EP-364/2009A and Further Environmental permit nos. FEP-01/364/2009, FEP-02/364/2009, FEP-03/364/2009, FEP-05/364/2009/A, FEP-06/364/2009/A and FEP-07/364/2009/A to implement the Environmental Monitoring and Audit (EM&A) programme as stipulated in the EM&A Manual of the approved Environmental Impact Assessment (EIA) Report for Wan Chai Development phase II and Central-Wan Chai Bypass (Register No.: AEIAR-125/2008) and in the EM&A Manual of the approved EIA Report for Central-Wan Chai Bypass and Island Eastern Corridor Link (Register No. AEIAR-014/2001).
- 1.1.2. This report presents the environmental monitoring and auditing work carried out in accordance to the Section 10.3 of EM&A Manual and “*Environmental Monitoring and Audit Requirements*” under Particular Specification Section 27.
- 1.1.3. This report documents the finding of EM&A works for Environmental Permit (EP) no. EP-364/2009/A, Further Environmental Permit (FEP) nos. FEP-01-364/2009, FEP-02/364/2009, FEP-03/364/2009, FEP-05/364/2009/A, FEP-06/364/2009/A and FEP-07/364/2009/A during the period April to May 2012. The cut-off date of reporting is at 27th of each reporting month.

1.2 Structure of the Report

- Section 1** ***Introduction*** – details the scope and structure of the report.
- Section 2** ***Project Background*** – summarizes background and scope of the project, site description, project organization and contact details of key personnel during the reporting period.
- Section 3** ***Status of Regulatory Compliance*** – summarizes the status of valid Environmental Permits / Licenses during the reporting period.
- Section 4** ***Monitoring Requirements*** – summarizes all monitoring parameters, monitoring methodology and equipment, monitoring locations, monitoring frequency, criteria and respective event and action plan and monitoring programmes.
- Section 5** ***Monitoring Results*** – summarizes the monitoring results obtained in the reporting period.
- Section 6** ***Compliance Audit*** – summarizes the auditing of monitoring results, all exceedances environmental parameters.
- Section 7** ***Cumulative Construction Impact due to the Concurrent Projects*** – summarizes the relevant cumulative construction impact due to the concurrent

activities of the concurrent Projects.

Section 8 ***Site Inspection*** – summarizes the findings of weekly site inspections undertaken within the reporting period, with a review of any relevant follow-up actions within the reporting period.

Section 9 ***Complaints, Notification of summons and Prosecution*** – summarizes the cumulative statistics on complaints, notification of summons and prosecution

Section 10 ***Conclusion***

2 PROJECT BACKGROUND

2.1 Background

2.1.1. “Wan Chai Development phase II and Central-Wan Chai Bypass” and “Central-Wan Chai Bypass and Island Eastern Corridor Link” (hereafter called “the Project”) are Designed Project (DP) under the Environmental Impact Assessment Ordinance (Cap. 499) (EIAO). The Environmental Impact Assessment (EIA) Reports for Central-Wan Chai Bypass and Island Eastern Corridor Link (Register No. AEIAR-041/2001) and Wan Chai Development phase II and Central-Wan Chai Bypass (Register No.: AEIAR-125/2008) have been approved on 31 August 2001 and 11 December 2008 respectively.

2.1.2. The key purpose of Wan Chai Development Phase II (WDII) is to provide land at Wan Chai North and North Point for construction of the Central-Wan Chai Bypass and Island Eastern Corridor Link (CWB). Land formed under the project will be developed as a world-class waterfront promenade joining that at the new Central waterfront for public enjoyment.

2.1.3. There is a compelling and present need for the CWB to provide relief to the very congested east-west Connaught Road Central/Harcourt Road / Gloucester Road Corridor (the Corridor) which is currently operating beyond its capacity. The CWB will provide relief to the existing congestion along the Corridor and cater for the anticipated growth of traffic on Hong Kong Island. Without the CWB and its access roads, there will not be sufficient capacity to serve the heavy traffic demands at both strategic and local levels.

2.2 Scope of the Project and Site Description

2.2.1. Design and Construction of Central – Wan Chai Bypass and Island Eastern Corridor Link under the Project involves the construction and operation of a trunk road and its road tunnel more than 800m in length between portals that is shown at Figure 2.1.

2.2.2. The study area encompasses existing developments from Central to North Point. The scope of the Central-Wanchai Bypass (CWB) and Island Eastern Corridor Link (IECL) includes:

- A dual three-lane trunk road, approximately 4.5 km in length, and tunnel approximately 3.7 km in length defined from the connection with the existing Rumsey Street Flyover in Central, through to a connection with the existing Island Eastern Corridor to the east of the Causeway Bay Typhoon Shelter (CBTS);
- The Central Interchange near the Rumsey Street Flyover to provide road connections to the Central area;
- Tunnel control buildings and ventilation buildings;
- Slip roads to connect the CWB to the local road system in the Wan Chai North and Causeway Bay area;
- Associated road lighting, road signing, traffic control and surveillance system; and
- Other associated works.

2.2.3. The project also contains various Schedule 2 DPs that, under the EIAO, require Environmental Permits (Eps) to be granted by the DEP before they may be either constructed or operated. **Table 2.1** summarises the five individual DPs under this Project. **Figure 2.1** shows the locations of these Schedule 2 DPs.

Table 2.1 Schedule 2 Designated Projects under this Project

| Item | Designated Project | EIAO Reference | Reason for inclusion |
|------|--|----------------------------------|--|
| DP1 | Central-Wanchai Bypass (CWB) including its road tunnel and slip roads | Schedule 2, Part I, A.1 and A.7 | Trunk road and road tunnel more than 800 m in length |
| DP2 | Road P2 and other roads which are classified as primary/district distributor roads | Schedule 2, Part I, A.1 | Primary / district distributor roads |
| DP3 | Reclamation works including associated dredging works | Schedule 2, Part I, C.1 and C.12 | Reclamation more than 5 ha in size and a dredging operation less than 100 m from a seawater intake point |
| DP5 | Wan Chai East Sewage Outfall | Schedule 2, Part I, F.5 and F.6 | Submarine sewage pipelines with a total diameter more than 1,200 mm and include a submarine sewage outfall |
| DP6 | Dredging for the Cross-harbour Water Mains from Wan Chai to Tsim Sha Tsui | Schedule 2, Part I, C.12 | A dredging operation less than 100 m from a seawater intake point |

2.3 Division of the Project Responsibility

2.3.1. Due to the multi-contract nature of the Project, there are a number of contracts sub-dividing the whole works area into different work areas to be commenced. Contractors of individual contracts will be required by the EP holder to apply Further Environmental Permits such that the impact monitoring stations are sub-divided accordingly to facilitate the implementation of EM&A programme and to streamline the EM&A reporting for individual FEP holders correspondingly.

2.3.2. In the reporting month, Central-Wanchai Bypass – Tunnel (Causeway Bay Typhoon Shelter Section) was commenced on 13 July 2011. The details of individual contracts are summarized in **Table 2.2**.

Table 2.2 Details of Individual Contracts under the Project

| Contract No. | Contract Title | Associated DP(s) | Construction Commencement Date |
|--------------|--|------------------|--------------------------------|
| HY/2009/17 | Central – Wan Chai Bypass (CWB) at FEHD Whitfield Depot – Advanced piling works. | DP1 | 5 October 2010 |
| HY/2009/18 | Central – Wan Chai Bypass (CWB) – Central Interchange | DP1 | 21 April 2011 |
| 04/HY/2006 | Reconstruction of Bus Terminus near Man Yiu Street and Man Kwong Street | DP1 | September 2010 (Completed) |
| HK/2009/01 | Wan Chai Development Phase II – Central – Wan Chai Bypass at Hong Kong Convention and Exhibition Centre – Tunnel Works | DP1, DP2 | 25 August 2011 |

| Contract No. | Contract Title | Associated DP(s) | Construction Commencement Date |
|--------------|--|------------------|--------------------------------|
| HK/2009/02 | Wan Chai Development Phase II – Central – Wan Chai Bypass at Wan Chai East(CWB Tunnel) | DP1 | 26 April 2011 |
| HY/2009/15 | Central-Wanchai Bypass – Tunnel (Causeway Bay Typhoon Shelter Section) | DP1 | 13 July 2011 |
| HY/2009/19 | Central – Wanchai Bypass Tunnel (North Point Section) and Island Eastern Corridor Link | DP1 | 24 March 2011 |

2.4 Project Organization and Contact Personnel

2.4.1. Civil Engineering and Development Department and Highways Department are the overall project controllers for the Wan Chai Development Phase II and Central-Wan Chai Bypass respectively. For the construction phase of the Project, Project Engineer, Contractor(s), Environmental Team and Independent Environmental Checker are appointed to manage and control environmental issues.

2.4.2. The proposed project organization and lines of communication with respect to environmental protection works are shown in **Figure 2.2**. Key personnel and contact particulars are summarized in **Table 2.3**:

Table 2.3 Contact Details of Key Personnel

| Party | Role | Post | Name | Contact No. | Contact Fax |
|--------------------------------|--|------------------------------------|-----------------|-------------|-------------|
| AECOM | Engineer's Representative for WDII | Principal Resident Engineer | Mr. Frankie Fan | 2587 1778 | 2587 1877 |
| | Engineer's Representative for CWB | Principal Resident Engineer | Mr. Peter Poon | 3922 8332 | 3529 2829 |
| Lam Woo & CO., LTD. | Contractor under Contract no. HY/2009/17 | Project Manager | Mr. K. S. Law | 9090 1378 | 2566 7522 |
| | | Site Agent | Mr. Tony Au | 9725 5874 | 2566 7522 |
| | | Sub Agent | Mr. Johnny Wong | 9725 5870 | 2566 7522 |
| Chun Wo – Leader Joint Venture | Contractor under Contract no. HK/2009/01 | Joint Venture Board Representative | Mr. PL Yue | 2162 9909 | 2634 1626 |
| | | Site Agent | Mr. Paul Yu | 9456 9819 | |
| | | Sub Agent | Mr. Terry Wong | 9757 9846 | |
| | | Construction Manager | Mr. Wyman Wong | 9627 2467 | |
| | | Construction Manager | Mr. Jack Chu | 9775 2467 | |
| | | Construction Manager | Mr KK Yuen | 9498 1213 | |

| Party | Role | Post | Name | Contact No. | Contact Fax |
|-------------------------------------|--|---|-----------------------|-------------|-------------|
| | | Construction Manager | Mr. Andy Yu | 9648 4896 | |
| | | Environmental Officer (Compliance Manager) | Mr. Andy Mak | 9103 2370 | |
| | | Environmental Supervisor | Ms. Kiwi Chan | 6227 8840 | |
| | | Environmental Supervisor | Mr. Yeung Sze King | 9047 9952 | |
| | | Environmental Supervisor | Mr. Les Chow | 6692 2423 | |
| Chun Wo – CRGL Joint Venture | Contractor under Contract no. HK/2009/02 | Site Agent | Mr. Chan Sing Cho | 3658-3002 | 2827 9996 |
| | | Quality & Environmental Manager | Mr. C.P. Ho | 3658-3000 | |
| | | Environmental Officer | Ms Flora Ng | 3658-3064 | |
| Chun Wo - CRGL - MBEC Joint Venture | Contractor under Contract no. HY/2009/19 | Project Manager | Mr. Rayland Lee | 3758 8879 | 2570 8013 |
| | | Site Agent | Mr. Cheung Kit Cheung | 6909 1555 | |
| | | Assistant Site Agent | Mr. Eric Fong | 6191 9337 | |
| | | Environmental Engineer | Mr. Simon Wong | 9281 4346 | |
| | | Environmental Manager / Environmental Officer | Mr. M.H. Isa | 9884 0810 | |
| | | Construction Manager (Marine) | William Luk | 9610 1101 | |
| | | Construction Manager (Land) | Patrick Cheung | 9643 3012 | |
| | | Operation Manager (Land) | Yung Kwok Wah | 9834 1010 | |
| | | | | | |
| Leighton Contractors (Asia) Limited | Contractor under Contract no. HY/2009/18 | Site Agent | Mr. Brian Gillon | 2214 7700 | 2140 6799 |
| | | Deputy Site Agent | Mr. Desmond Sze | 2214 7703 | |
| | | Environmental Officer | Mr. Anfernee Chow | 2214 7721 | |
| | | Environmental Supervisor | K. P. Lai | 6461 4660 | |
| | | Environmental Supervisor | Ray Cheng | 2214 7742 | |

| Party | Role | Post | Name | Contact No. | Contact Fax |
|--|--|---|------------------|-------------|-------------|
| | | Environmental Supervisor | K. W. Lee | 6461 4623 | |
| China State Construction Engineering (HK) Ltd. | Contractor under Contract no. HY/2009/15 | Project Director | Chan Wai Hung | 2823 7813 | 2865 5229 |
| | | Site Manager | Mr. P.J. Fan | 3557 6368 | 2566 2192 |
| | | Contractor's Representative | Mr. David Lau | 3557 6358 | |
| | | Head of construction | Mr. Roger Cheung | 3557 6371 | |
| | | Environmental Officer | Mr. Daniel Sin | 3557 6215 | |
| | | Environmental Supervisor | Mr. Kelven Yip | 3557 6347 | |
| | | Environmental Supervisor | Mr. Tim Fung | 3557 6349 | |
| ENVIRON Hong Kong Limited | Independent Environmental Checker (IEC) | Independent Environmental Checker (IEC) | Mr. David Yeung | 3743 0788 | 3548 6988 |
| Lam Geotechnics Limited | Environmental Team (ET) | Environmental Team Leader (ETL) | Mr. Raymond Dai | 2882 3939 | 2882 3331 |

2.4.3. In this reporting month, the principal work activities of individual contracts are included as follows:

Contract no. HY/2009/17 – Central – Wan Chai Bypass (CWB) at FEHD Whitfield Depot – Advanced piling works under FEP-03/364/2009

- ELS works for basement construction for pile cap construction.

Contract no. HY/2009/18 – Central – Wan Chai Bypass (CWB) – Central Interchange under FEP-05/364/2009/A

- Trial Pit
- Instrumentation and monitoring works
- Drainage works
- Site investigation and pre-drilling works
- D-wall construction
- Sheet piling
- Grout curtain
- Tree Transplantation
- Earthwork
- Preparation works in existing tunnel
- Stitch coring
- Approach ramp structure works
- Top down slab

- Road works
- Tunnel works
- Excavation and Lateral Support

Contract no. HK/2009/01 – Wan Chai Development Phase II – Central – Wan Chai Bypass at Hong Kong Convention and Exhibition Centre – Tunnel Works under FEP-02/364/2009

- Diaphragm wall construction works for CWB (Stage2)
- Pre-drilling works for CWB (Stage 2)
- Pre-bored H piling works for SCL
- Construction of flowmeter chamber (FMC1) for cross harbour watermain (CHC) at north bank of HKCEC Water Channel
- Excavation for CWB top slab
- Shear pin installation work for SCL Diaphragm wall
- Trimming of SCL Diaphragm wall head
- Installation of dewatering well, recharging well, observation well and associated system for construction of CWB tunnel, SCL top slab and Exhaust duct at Stage 1

Contract no. HK/2009/02 – Wan Chai Development Phase II – Central – Wan Chai Bypass at Wan Chai East (CWB Tunnel) under FEP-01/364/2009

- Breaking concrete slab and excavation of trial pit at tunnel portion 3 & 4
- Drilling bored pile to rock head at tunnel portion 3 & 4
- Deep excavation works were ongoing below -8.8 mPD for western tunnel portion 1 and below -5.8mPD for eastern tunnel portion
- Tunnel bored pile works at WCR4 area
- Trial Pit excavation of D-wall at Portion 3&4
- Pre-drilling of bored pile

Contract no. HY/2009/15 – Central-Wanchai Bypass – Tunnel (Causeway Bay Typhoon Shelter Section) under FEP-06/364/2009/A

- Diaphragm wall construction works at TS4
- ELS works at TPCWAE
- Cut and Cover Tunnel Construction at TS1
- Night time protection works at CHT
- Cut off wall preparation works at Hung Hing Road and POC

Contract no. HY/2009/19 – Central – Wanchai Bypass Tunnel (North Point Section) and Island Eastern Corridor Link under FEP-07/364/2009/A

- Road works at Watson Road
- Fabrication of bored piling platform
- Bored piling (Land)
- Ground contamination assessment
- Pre-drilling works for bored pile and Diaphragm wall
- D-wall Construction (North & South Section)
- Guide wall construction for D-wall / Barette at North side
- Construction works for Box Culvert T

- Marine Piling
- Construction of socket-H pile for Marine works
- Construction of pre-bored H-pile works for Culvert U

2.4.4. In coming reporting month, the principal work activities of individual contracts are anticipated as follows:

Contract no. HY/2009/17 – Central – Wan Chai Bypass (CWB) at FEHD Whitfield Depot – Advanced piling works under FEP-03/364/2009

- ELS works for basement construction for pile cap construction.

Contract no. HY/2009/18 – Central – Wan Chai Bypass (CWB) – Central Interchange under FEP-05/364/2009/A

- Trial pit
- Instrumentation and monitoring works
- Drainage works
- Site investigation and pre-drilling works
- D-wall construction
- Sheet piling
- Grout curtain
- Tree Transplantation
- Earthworks
- Preparation works in existing tunnel
- Stitch coring
- Approach ramp structure works
- Top down slab
- Road works
- Tunnel works
- Excavation and Lateral Support

Contract no. HK/2009/01 – Wan Chai Development Phase II – Central – Wan Chai Bypass at Hong Kong Convention and Exhibition Centre – Tunnel Works under FEP-02/364/2009

- Diaphragm wall construction for CWB tunneling works at Stage2
- Piling works for SCL Protection Works
- Installation of dewatering system for construction of CWB tunnel, SCL top slab and Exhaust duct at Stage 1
- Construction of CWB top slab would be continued
- Construction of SCL top slab and exhaust duct at Stage 1
- Pipe bridge erection upon completion of pipe laying works across exhaust duct, bulk excavation for construction of exhaust duct structure after installation of pipe bridge

Contract no. HK/2009/02 – Wan Chai Development Phase II – Central – Wan Chai Bypass at Wan Chai East (CWB Tunnel) under FEP-01/364/2009

- Deep excavation works below -8.8mPD for western tunnel portion and below +5.8mPD for eastern tunnel portion.

- Drilling bored pile to rock head, breaking concrete slab and excavation of trial pit at tunnel portion 3 & 4.

Contract no. HY/2009/15 – Central-Wanchai Bypass – Tunnel (Causeway Bay Typhoon Shelter Section) under FEP-06/364/2009/A

- Diaphragm wall construction works at TS4
- Cut and Cover Tunnel Construction at TPCWAE
- Night time protection works at CHT
- Cut off wall preparation works at Hung Hing Road and POC

Contract no. HY/2009/19 – Central – Wanchai Bypass Tunnel (North Point Section) and Island Eastern Corridor Link under FEP-07/364/2009/A

- Road works at Watson Road
- Fabrication of bored piling platform
- Bored piling (Land)
- Ground contamination assessment
- Pre-drilling works for bored pile and Diaphragm wall
- D-wall Construction (North & South Section)
- Guide wall construction for D-wall / Barette at North side
- Construction works for Box Culvert T
- Marine Piling
- Construction of socket-H pile for Marine works
- Construction of pre-bored H-pile works for Culvert U
- Construction of 1500Ø drainage along D-wall
- Construction of sheet pile at D9 location.

3 STATUS OF REGULATORY COMPLIANCE

3.1 Status of Environmental Licensing and Permitting under the Project

3.1.1. A summary of the current status on licences and/or permits on environmental protection pertinent to the Project is shown in **Table 3.1**.

Table 3.1 Summary of the current status on licences and/or permits on environmental protection pertinent to the Project

| Permits and/or Licences | Reference No. | Issued Date | Status |
|------------------------------|-------------------|--------------|-------------|
| Environmental Permit | EP-356/2009 | 30 Jul 2009 | Valid |
| Environmental Permit | EP-364/2009 | 17 Aug 2009 | Superseded |
| Environmental Permit | EP-364/2009/A | 4 Aug 2010 | Valid |
| Environmental Permit | EP-376/2009 | 13 Nov 2010 | Valid |
| Further Environmental Permit | FEP-01/356/2009 | 18 Feb 2010 | Valid |
| Further Environmental Permit | FEP-02/356/2009 | 24 Mar 2010 | Valid |
| Further Environmental Permit | FEP-03/356/2009 | 24 Mar 2010 | Valid |
| Further Environmental Permit | FEP-04/356/2009 | 15 Nov 2010 | Valid |
| Further Environmental Permit | FEP-01/364/2009 | 24 Mar 2010 | Valid |
| Further Environmental Permit | FEP-02/364/2009 | 21 Apr 2010 | Valid |
| Further Environmental Permit | FEP-03/364/2009 | 12 July 2010 | Valid |
| Further Environmental Permit | FEP-04/364/2009/A | 14 Oct 2010 | Surrendered |
| Further Environmental Permit | FEP-05/364/2009/A | 15 Nov 2010 | Valid |
| Further Environmental Permit | FEP-06/364/2009/A | 22 Nov 2010 | Valid |
| Further Environmental Permit | FEP-07/364/2009/A | 25 Feb 2011 | Valid |

3.1.2. Contract no. HY/2010/06, Wan Chai Development Phase II - Central - Wan Chai Bypass over MTR Tsuen Wan Line, has submitted an application for Further Environmental Permit under EP-364/2009/A on 21 May 2012.

3.1.3. Due to the multi-contract nature of the Project, the status of permits and/or licences under the individual contract(s) are presented as below:

Contract no. HY/2009/17 – Central – Wan Chai Bypass (CWB) at FEHD Whitfield Depot – Advanced piling works under FEP-03/364/2009

- 3.1.4. Summary of the current status on licences and/or permits on environmental protection pertinent and submission under FEP-03/364/2009 for contract no. HY/2009/17 showed in **Table 3.2** and **Table 3.3**.

Table 3.2 Cumulative Summary of Valid Licences and Permits under Contract no. HY/2009/17

| Permits and/or Licences | Reference No. | Issued Date | Valid Period/ Expiry Date | Status |
|--|-------------------|--------------|------------------------------|--------|
| Further Environmental Permit | FEP-03/364/2009 | 12 Jul 2010 | N/A | Valid |
| Notification of Works Under APCO | 319348 | 13 Jul 2010 | N/A | Valid |
| Discharge Licence | WT00007212-2010 | 5 Aug 2010 | 5 Aug 2010 – 31 Aug 2015 | Valid |
| Registration as a Waste Producer | 5213-151-L2608-05 | 13 July 2010 | N/A | Valid |
| Billing Account under Waste Disposal Ordinance | 7010400 | 16 Mar 2010 | N/A | Valid |

Table 3.3 Summary of submission status under FEP-03/364/2009

| EP Condition | Submission | Date of Submission |
|------------------------|--|--------------------|
| Condition 2.6 | Management Organization of Main Construction Companies | 18 September 2010 |
| Conditions 2.7 and 2.8 | Submission of works schedule and location plan | 1 September 2010 |
| Condition 2.9 | Noise Management Plan | 1 September 2010 |

Contract no. 04/HY/2006 – Reconstruction of Bus Terminus near Man Yiu Street and Man Kwong Street under FEP-04/364/2009/A

- 3.1.5. The construction works was completed, and the FEP was surrendered by the Contractor on 11 February 2011.

Contract no. HK/2009/01 – Wan Chai Development Phase II – Central – Wan Chai Bypass at Hong Kong Convention and Exhibition Centre – Tunnel Works under FEP-02/364/2009

- 3.1.6. Summary of the current status on licences and/or permits on environmental protection pertinent and submission under FEP-02/364/2009 for contract no. HK/2009/01 are shown in **Table 3.4** and **Table 3.5**

Table 3.4 Cumulative Summary of Valid Licences and Permits under Contract no. HK/2009/01

| Permits and/or Licences | Reference No. | Issued Date | Valid Period/ Expiry Date | Status |
|---|--------------------------|-------------|-------------------------------|-------------------------|
| Further Environmental Permit | FEP-02/356/2009 | 24 Mar 2010 | N/A | Valid |
| | FEP-02/364/2009 | 21 Apr 2010 | N/A | Valid |
| Notification of Works Under APCO | 313088 | 6 Jan 2010 | N/A | Valid |
| Construction Noise Permit (CNP) for non-piling equipment | GW-RS1031-11 | 02 Nov 2011 | 07 Nov 2011 to 05 May 2012 | Expired on 5 May 12 |
| | GW-RS1094-11 | 23 Nov 2011 | 27 Nov 2011 to 26 May 2012 | Expired on 26 May 12 |
| | GW-RS1221-11 | 30 Dec 2011 | 20 Jan 2012 to 19 Jul 2012 | Valid |
| | GW-RS1227-11 | 30 Dec 2011 | 30 Dec 2011 to 26 Jul 2012 | Cancelled |
| | GW-RS0038-12 | 16 Jan 2012 | 15 Jan 2012 to 12 Jul 2012 | Cancelled |
| | GW-RS0158-12 | 24 Feb 2012 | 24 Feb 2012 to 23 Aug 2012 | Valid |
| | GW-RS0181-12 | 24 Feb 2012 | 27 Feb 2012 to 23 Aug 2012 | Valid |
| | GW-RS0213-12 | 28 Feb 2012 | 29 Feb 2012 to 27 Aug 2012 | Valid |
| | GW-RS0225-12 | 02 Mar 2012 | 14 Mar 2011 to 13 Sep 2012 | Valid |
| | GW-RS0227-12 | 02 Mar 2012 | 16 Mar 2011 to 15 Sep 2012 | Valid |
| | GW-RE0174-12 | 05 Mar 2012 | 30 Mar 2012 to 29 Sep 2012 | Valid |
| | GW-RS0312-12 | 28 Mar 2012 | 30 Mar 2012 to 29 Sep 2012 | Valid |
| | GW-RS0314-12 | 29 Mar 2012 | 30 Mar 2012 to 25 Sep 2012 | Cancelled |
| | GW-RS0356-12 | 03 Apr 2012 | 11 Apr 2012 to 29 Sep 2012 | Valid |
| | GW-RS0394-12 | 16 Apr 2012 | 19 Apr 2012 to 12 Oct 2012 | Valid |
| | GW-RS0459-12 | 3 May 2012 | 7 May 2012 to 6 Nov 2012 | Valid |
| | GW-RS0460-12 | 10 May 2012 | 13 May 2012 to 6 Nov 2012 | Valid |
| | GW-RS0492-12 | 14 May 2012 | 15 May 2012 to 3 June 2012 | Valid |
| | GW-RS0514-12 | 14 May 2012 | 27 May 2012 to 26 Nov 2012 | Valid |
| Discharge Licence | WT00006220- 2010 | 18 Mar 2010 | 31 Mar 2015 | Valid |
| | WT00009641- 2011 | 24 Jul 2011 | 31 Jul 2016 | Valid |
| Billing account under Waste Disposal Ordinance | 7010069 | 21 Jan 2010 | N/A | Valid |
| Registration as a Chemical Waste Producer | WPN5213-134- C3585-01 | 21 Jan 2010 | N/A | Valid |

Table 3.5 Summary of submission status under FEP-02/364/2009

| EP Condition | Submission | Date of Submission |
|--------------------------------------|---|--------------------|
| Special Conditions, Clause 2.7 & 2.8 | Works Schedule and Location Plan | 18 May 2011 |
| Special Conditions, Clause 2.6 | Environmental Management Organization Chart | 18 May 2011 |
| Special Conditions, Clause 2.6 | Commencement Date of Works | 25 Jun 2011 |
| Special Conditions, Clause 2.9 | Noise Management Plan | 10 Jun 2011 |

Contract no. HK/2009/02 – Wan Chai Development Phase II – Central – Wan Chai Bypass at Wan Chai East (CWB Tunnel) under FEP-01/364/2009

- 3.1.7. Summary of the current status on licences and/or permits on environmental protection pertinent and submission under FEP-01/364/2009 for contract no. HK/2009/02 are shown in **Table 3.6** and **Table 3.7**.

Table 3.6 Cumulative Summary of Valid Licences and Permits under Contract no. HK/2009/02

| Permits and/or Licences | Reference No. | Issued Date | Valid Period/ Expiry Date | Status |
|--|-----------------|--------------|------------------------------|----------------------|
| Further Environmental Permit | FEP-03/356/2009 | 24 Mar 2010 | N/A | Valid |
| | FEP-01/364/2009 | 24 Mar 2010 | N/A | Valid |
| Notification of Works Under APCO | 313962 | 2 Feb 2010 | N/A | Valid |
| Construction Noise Permit (CNP) for non-piling equipment | GW-RE0710-11 | 30 Sept 2011 | 1 Nov 2011 to 30 Apr 2012 | Expired |
| | GW-RS0930-11 | 11 Oct 2011 | 1 Nov 2011 to 30 Apr 2012 | Expired |
| | GW-RS0941-11 | 20 Oct 2011 | 23 Nov 2011 to 22 May 2012 | Expired on 22 May 12 |
| | GW-RS0955-11 | 14 Oct 2011 | 23 Nov 2011 to 22 May 2012 | Expired on 22 May 12 |
| | GW-RS0968-11 | 20 Oct 2011 | 18 Nov 2011 to 17 May 2012 | Expired on 17 May 12 |
| | GW-RS1028-11 | 3 Nov 2011 | 7 Dec 2011 to 6 June 2012 | Valid |

| Permits and/or Licences | Reference No. | Issued Date | Valid Period/ Expiry Date | Status |
|-------------------------|---------------|-------------|--------------------------------|---|
| | GW-RS1052-11 | 18 Nov 2011 | 21 Nov 2011 to 18 May 2012 | Expired on 18 May 12 |
| | GW-RS1111-11 | 28 Nov 2011 | 29 Nov 2011 to 28 May 2012 | Valid (Expired on 28 May 2012) |
| | GW-RS1116-11 | 28 Nov 2011 | 13 Dec 2011 to 12 June 2012 | Valid |
| | GW-RS1209-11 | 3 Jan 2012 | 17 Jan 2012 to 16 July 2012 | Valid |
| | GW-RS0037-12 | 19 Jan 2012 | 1 Feb 2012 to 31 July 2012 | Valid |
| | GW-RS0051-12 | 19 Jan 2012 | 1 Feb 2012 to 31 July 2012 | Valid |
| | GW-RS0052-12 | 19 Jan 2012 | 1 Feb 2012 to 30 April 2012 | Expired |
| | GW-RS0086-12 | 30 Jan 2012 | 3 Feb 2012 to 2 Aug 2012 | Cancelled |
| | GW-RS0105-12 | 3 Feb 2012 | 10 Feb 2012 to 9 Aug 2012 | Valid |
| | GW-RS0153-12 | 17 Feb 2012 | 21 Feb 2012 to 20 Aug 2012 | Valid |
| | GW-RS0233-12 | 6 Mar 2012 | 9 Mar 2012 to 8 Sept 2012 | Cancelled |
| | GW-RS0255-12 | 14 Mar 2012 | 17 Mar 2012 to 15 Sept 2012 | Valid |
| | GW-RE0283-12 | 5 Apr 2012 | 1 May 2012 to 30 Nov 2012 | Valid |
| | GW-RS0298-12 | 22 Mar 2012 | 26 Mar 2012 to 25 June 2012 | Valid |
| | GW-RS0301-12 | 20 Mar 2012 | 21 Mar 2012 to 20 Sept 2012 | Valid |
| | GW-RS0303-12 | 26 Mar 2012 | 27 Mar 2012 to 27 Sept 2012 | Valid |
| | GW-RS0341-12 | 3 Apr 2012 | 28 Apr 2012 to 27 Oct 2012 | Valid |
| | GW-RS0348-12 | 3 Apr 2012 | 10 Apr 2012 to 9 Oct 2012 | Valid |
| | GW-RS0380-12 | 12 Apr 2012 | 1 May 2012 to 31 Oct 2012 | Valid |
| | GW-RS0388-12 | 13 Apr 2012 | 1 May 2012 to 31 Oct 2012 | Valid |
| | GW-RS0418-12 | 30 Apr 2012 | 23 May 2012 to 22 Nov 2012 | Valid |
| | GW-RS0420-12 | 30 Apr 2012 | 18 May 2012 to 17 Nov 2012 | Valid |
| | GW-RS0423-12 | 30 Apr 2012 | 19 May 2012 to 18 Nov 2012 | Valid |
| | GW-RS0427-12 | 30 Apr 2012 | 23 May 2012 to 22 Nov 2012 | Valid |
| | GW-RS0445-12 | 30 Apr 2012 | 1 May 2012 to 25 Sept 2012 | Valid |

| Permits and/or Licences | Reference No. | Issued Date | Valid Period/ Expiry Date | Status |
|--|--------------------------|---------------|--------------------------------|--------|
| | GW-RS0467-12 | 10 May 2012 | 14 May 2012 to 10 Nov 2012 | Valid |
| | GW-RS0533-12 | 21 May 2012 | 21 May 2012 to 10 Nov 2012 | Valid |
| Construction Noise Permit (CNP) for piling equipment | PP-RS0007-12 | 27 Mar 2012 | 28 Mar 2012 to 27 Sept 2012 | Valid |
| Discharge Licence | WT00006249- 2010 | 22 Mar 2010 | 31 Mar 2015 | Valid |
| | WT00006436- 2010 | 15 Apr 2010 | 30 Apr 2015 | Valid |
| | WT00006673- 2010 | 14 May 2010 | 31 Mar 2015 | Valid |
| | WT00006757- 2010 | 28 May 2010 | 31 May 2015 | Valid |
| | WT00007129- 2010 | 28 July 2010 | 31 Jul 2015 | Valid |
| | WT00008982- 2011 | 26 April 2011 | 30 April 2016 | Valid |
| | WT00009691- 2011 | 1 Aug 2011 | 31 July 2016 | Valid |
| Billing Account under Waste Disposal Ordinance (Land) | 7010255 | 10 Feb 2010 | N/A | Valid |
| Registration as Chemical Waste Producer (Wan Chai) | WPN5213-135- C3593-01 | 10 Mar 2010 | N/A | Valid |
| Registration as Chemical Waste Producer (TKO 137) | WPN5213-839- C3593-02 | 22 Sep 2010 | N/A | Valid |

Table 3.7 Summary of submission status under FEP-01/364/2009

| EP Condition | Submission | Date of Submission |
|--|---|--------------------|
| Special Conditions, Clause 2.7 & 2.8 | Works Schedule and Location Plan | 14 Jun 2011 |
| Special Conditions, Clause 2.6 | Environmental Management Organization Chart | 14 Jun 2011 |
| Special Conditions, Clause 2.6 | Commencement Date of Works | 21 Jun 2011 |
| Special Conditions, Clause 2.9 | Noise Management Plan (Revision A) | 13 Jan 2012 |
| Condition 2.11 | Landscape Plan (Revision B) | 21 Feb 2012 |
| Condition 2.9 | Noise Management Plan (Rev.A) | 13 Jan 2012 |

Contract no. HY/2009/18 – Central – Wan Chai Bypass (CWB) – Central Interchange under FEP-05/364/2009/A

- 3.1.8. Summary of the current status on licences and/or permits on environmental protection pertinent and submission under FEP-05/364/2009A for contract no. HY/2009/18 are shown in Table 3.8 and Table 3.9.

Table 3.8 Cumulative Summary of Valid Licences and Permits under Contract no. HY/2009/18

| Permit / Licence / Notification / Approval | Reference No. | Issued Date | Valid Period/ Expiry Date | Status |
|--|------------------------|-------------|---------------------------|------------------------|
| Further Environmental Permit | FEP-05/364/2009/A | 15 Nov 2010 | Permit issued | Valid |
| Notification of Works Under APCO | 322293 | 07 Oct 2010 | Notified | Valid |
| Construction Noise Permit (CNP) for non-piling equipment | GW-RS0261-12 | 09 Mar 2012 | 10 Mar 2012 – 09 Sep 2012 | Valid |
| Discharge Licence | WT00008229-2011 | 13 Jan 2011 | 31 Jan 2016 | Valid |
| | WT00012998-2012 | 25 May 2012 | 31 Jan 2016 | Valid |
| Registration as a Waste Producer | WPN: 8335-121-L1048-04 | 17 Dec 2010 | N/A | Registration completed |
| Billing Account under Waste Disposal Ordinance (Land) | Account No.: 7011587 | 11 Oct 2010 | Account approved | Valid |

Table 3.9 Summary of submission status under FEP-05/364/2009/A

| EP Condition | Submission | Date of Submission |
|----------------|-------------------------|--------------------|
| Condition 2.9 | Noise Management Plan | 01 March 2011 |
| Condition 2.10 | Landscape Plan (Rev. 5) | 12 March 2012 |

Contract no. HY/2009/15 – Central-Wanchai Bypass – Tunnel (Causeway Bay Typhoon Shelter Section) under FEP-06/364/2009/A

- 3.1.9. Summary of the current status on licences and/or permits on environmental protection pertinent and submission under FEP-06/364/2009/A for contract no. HY/2009/15 are shown in **Table 3.10** and **Table 3.11**

Table 3.10 Cumulative Summary of Valid Licences and Permits under Contract no. HY/2009/15

| Permits and/or Licences | Reference No. | Issued Date | Valid Period/ Expiry Date | Status |
|--|------------------------|-------------|------------------------------|-----------------------|
| Further Environmental Permit | FEP-04/356/2009 | 22 Nov 2010 | N/A | Valid |
| | FEP-06/364/2009/A | 22 Nov 2010 | N/A | Valid |
| Notification of Works Under APCO | 321822 | 24 Sep 2010 | N/A | Valid |
| Construction Noise Permit (CNP) for non-piling equipment | GW-RS1021-11 | 4 Nov 2011 | 10 Nov 2011 to 9 May 2012 | Cancelled |
| | GW-RS1211-11 | 22 Dec 2011 | 24 Dec 2011 to 21 Jun 2012 | Valid |
| | GW-RS1149-11 | 7 Dec 2011 | 8 Dec 2011 to 7 Jun 2012 | Cancelled |
| | GW-RS1138-11 | 7 Dec 2011 | 8 Dec 2011 to 21 May 2012 | Cancelled |
| | GW-RS0997-11 | 2 Nov 2011 | 2 Nov 2011 to 2 May 2012 | Expired on 5 May 2012 |
| | GW-RS1021-11 | 4 Nov 2011 | 10 Nov 2011 to 9 May 2012 | Cancelled |
| | GW-RS0150-12 | 22 Feb 2012 | 27 Feb 2012 to 24 Aug 2012 | Cancelled |
| | GW-RS0094-12 | 1 Feb 2012 | 3 Feb 2012 to 31 Jul 2012 | Valid |
| | GW-RS0330-12 | 29 Mar 2012 | 3 Apr 2012 to 21 Sep 2012 | Valid |
| | GW-RS0328-12 | 30 Mar 2012 | 1 Apr 2012 to 22 Sep 2012 | Valid |
| | GW-RS0190-12 | 28 Feb 2012 | 28 Feb 2012 to 11 Aug 2012 | Cancelled |
| | GW-RS0249-12 | 10 Feb 2012 | 9 Mar 2012 to 31 Aug 2012 | Valid |
| | GW-RS0552-12 | 24 May 2012 | 25 May 2012 to 20 Oct 2012 | Valid |
| Registration as a Chemical Waste Producer | WPN: 5213-147-C1169-35 | 15 Nov 2010 | N/A | Valid |
| Billing Account under Waste Disposal Ordinance | 7011553 | 30 Sep 2010 | 27 Sep 2010 to 27 Jan 2016 | Valid |
| Water Discharge License (Discharge at TS1) | WT00008780-2011 | 24 Nov 2011 | 24 Nov 2011 to 31 Mar 2016 | Valid |
| Water Discharge License (Discharge at Hung Hing Road) | WT00010482-2011 | 30 Sep 2011 | 30 Sep 2011 to 30 Sep 2013 | Cancelled |
| Water Discharge License (Discharge at CHT area) | WT00012941-2012 | 10 May 2012 | 10 May 2012 to 31 May 2014 | Valid |

| Permits and/or Licences | Reference No. | Issued Date | Valid Period/ Expiry Date | Status |
|---|-----------------|-------------|------------------------------|--------|
| Water Discharge License (Discharge at TPCWAE) | WT00011322-2011 | 15 Dec 2011 | 15 Dec 2011 to 31 Dec 2013 | Valid |
| Water Discharge License (Discharge at TS4) | WT00011718-2012 | 16 Jan 2012 | 16 Jan 2012 to 31 Jan 2014 | Valid |

Table 3.11 Summary of submission status under FEP-06/364/2009/A

| EP Condition | Submission | Date of Submission |
|----------------|--|--------------------|
| Condition 2.6 | Management Organization of Main Construction Companies | 11 Mar 2011 |
| | Amendment for Management Organization of Main Construction Companies | 16 May 2011 |
| Condition 2.7 | Works Schedule | 15 Mar 2011 |
| Condition 2.8 | Location Plan | 15 Mar 2011 |
| Condition 2.23 | Noise Management Plan | 6 May 2011 |

Contract no. HY/2009/19 – Central – Wanchai Bypass Tunnel (North Point Section) and Island Eastern Corridor Link under FEP-07/364/2009/A

- 3.1.10. The current status on licences and/or permits on environmental protection pertinent and submission under FEP-07/364/2009/A for contract no. HY/2009/19 are shown in **Table 3.12** and **Table 3.13**.

Table 3.12 Cumulative Summary of Valid Licences and Permits under Contract no. HY/2009/19

| Permits and/or Licences | Reference No. | Issued Date | Valid Period/ Expiry Date | Status |
|---|-------------------|------------------------------------|------------------------------|-----------|
| Further Environmental Permit | FEP-07/364/2009/A | 25 Feb 2011 | N/A | Valid |
| Notification of Works Under APCO | 326160 | 24 Jan 2011 | N/A | Valid |
| Registration as a Waste Producer | 7012306 | 10 Feb 2011 | N/A | Valid |
| Registration as Chemical Waste Producer | 5213-151-C3654-01 | 24 Mar 2011 | N/A | Valid |
| Application for Vessel Disposal | 7012306 | 21 July 2011 | N/A | Valid |
| Construction Noise Permit (CNP) | GW-RS1097-11 | 22-Nov-11 | 07-May-12 | Cancelled |
| | GW-RS0180-12 | 22-Feb-12 (Effective 27-Feb-12) | 26-Aug-12 | Valid |
| | GW-RS0507-12 | 22-May-12 (Effective 24-May-12) | 23-Nov-12 | Valid |
| | GW-RS0028-12 | 18-Jan-12 | 17-Jun-12 | Valid |

| Permits and/or Licences | Reference No. | Issued Date | Valid Period/ Expiry Date | Status |
|-------------------------|-----------------|------------------------------------|------------------------------|-----------|
| | GW-RS0286-12 | 23-Mar-12 (Effective 27-Mar-12) | 26-Sep-12 | Cancelled |
| Water Discharge Licence | WT00010093-2011 | 31-Aug-11 | 30-Sep-16 | Valid |
| | WT00010865-2011 | 3-Nov-11 | 30-Nov-16 | Valid |

Table 3.13 Summary of submission status under FEP-07/364/2009/A

| EP Condition | Submission | Date of Submission |
|----------------|------------------------------|--------------------|
| Condition 2.9 | Noise Management Plan | 02 Jun 2011 |
| Condition 2.13 | Landscape Plan | 16 March 2012 |
| Condition 2.9 | Noise Management Plan(Rev.2) | 28-Oct-11 |

4 Monitoring Requirements

4.1 Noise Monitoring

NOISE MONITORING STATIONS

- 4.1.1. The noise monitoring stations for the Project are listed and shown in **Table 4.1** and **Figure 4.1**. **Appendix 4.1** shows the established Action/Limit Levels for the monitoring works.

Table 4.1 Noise Monitoring Stations

| Station | Description |
|---------|--|
| M1a | Harbour Road Sports Centre |
| M2b | Noon Gun Area |
| M3a | Tung Lo Wan Fire Station |
| M4b | Victoria Centre |
| M5b | City Garden |
| M6 | HK Baptist Church Henrietta Secondary School |
| M7e | International Finance Centre (Eastern End of Podium) |
| M7w | International Finance Centre (Western End of Podium) |

REAL TIME NOISE MONITORING STATIONS

- 4.1.2. Review of feasibility on the real time noise monitoring stations was conducted in July with IEC. Station, RTN1a, Tung Lo Wan fireboat Station was found not appropriate to be a monitoring station for monitoring the IECL Piling works and Demolition after visited.
- 4.1.3. The noise monitoring stations for the Project are listed and shown in **Table 4.2** and **Figure 4.1**. **Appendix 4.1** shows the established Action/Limit Levels for the monitoring works.

Table 4.2 Real Time Noise Monitoring Stations

| District | Station | Description |
|-------------|---------|---|
| Tin Hau | RTN1 | FEHD Hong Kong Transport Section Whitefield Depot |
| North Point | RTN2 | Oil Street Community Liaison Centre |

NOISE MONITORING PARAMETERS, FREQUENCY AND DURATION

- 4.1.4. The construction noise level shall be measured in terms of the A-weighted equivalent continuous sound pressure level (L_{eq}). L_{eq} (30 minutes) shall be used as the monitoring parameter for the time period between 0700 and 1900 hours on normal weekdays. For all other time periods, L_{eq} (5 minutes) shall be employed for comparison with the Noise Control Ordinance (NCO) criteria. Supplementary information for data auditing, statistical results such as L_{10} and L_{90} shall also be obtained for reference.

- 4.1.5. Noise monitoring shall be carried out at all the designated monitoring stations. The monitoring frequency shall depend on the scale of the construction activities. The following is an initial guide on the regular monitoring frequency for each station on a weekly basis when noise generating activities are underway:
- One set of measurements between 0700 and 1900 hours on normal weekdays.
- 4.1.6. Real time noise shall be carried out at the designated monitoring stations. The following is an initial guide on the regular monitoring frequency for each station on a 24 hours daily basis when noise generating activities are underway:
- One set of measurements between 0700 and 1900 hours on normal weekdays.
 - One set of measurements between 1900 and 2300 hours on normal weekdays and 0700 and 2300 hours on public holidays.
 - One set of measurements between 2300 and 0700 hours on next day on everyday.
- 4.1.7. If construction works are extended to include works during the hours of 1900 – 0700 as well as public holidays and Sundays, additional weekly impact monitoring shall be carried out during respective restricted hours periods. Applicable permits under NCO shall be obtained by the Contractor.

MONITORING EQUIPMENT

- 4.1.8. As referred to in the Technical Memorandum TM issued under the NCO, sound level meters in compliance with the International Electrotechnical Commission Publications 651: 1979 (Type 1) and 804: 1985 (Type 1) specifications shall be used for carrying out the noise monitoring. Immediately prior to and following each noise measurement the accuracy of the sound level meter shall be checked using an acoustic calibrator generating a known sound pressure level at a known frequency. Measurements may be accepted as valid only if the calibration level from before and after the noise measurement agree to within 1.0 dB.
- 4.1.9. Noise measurements shall not be made in fog, rain, wind with a steady speed exceeding 5 m/s or wind with gusts exceeding 10 m/s. The wind speed shall be checked with a portable wind speed meter capable of measuring the wind speed in m/s.
- 4.1.10. The sound level meter shall be checked using an acoustic calibrator generating a known sound pressure level at a known frequency before deployment to the site and during each site visit. Measurements will be accepted as valid only if the calibration level from before and after the noise measurement agree to within 1.0 dB.

4.2 Air Monitoring

AIR QUALITY MONITORING STATIONS

- 4.2.1. The air monitoring stations for the Project are listed and shown in **Table 4.3** and **Figure 4.1**. **Appendix 4.1** shows the established Action/Limit Levels for the monitoring works.

Table 4.3 Air Monitoring Stations

| Station ID | Monitoring Location | Description |
|------------|--|--|
| CMA1b | Oil Street Community Liaison Centre | North Point (Re-commenced on 14 November 2011) |
| CMA2a | Causeway Bay Community Centre | Causeway Bay |
| CMA3a | CWB PRE Site Office * | Causeway Bay |
| CMA4a | Society for the Prevention of Cruelty to Animals | Wan Chai |
| CMA5a | Children Garden opposite to Pedestrian Plaza | Wan Chai |
| MA1e | International Finance Centre (Eastern End of Podium) | Central |
| MA1w | International Finance Centre (western End of Podium) | Central |

Remarks: As per the ENPC meeting in March 2011, the monitoring stations CMA3a – Future CWB site office at Wanchai Waterfront Promenade was renamed as remark.

AIR MONITORING PARAMETERS, FREQUENCY AND DURATION

- 4.2.2. One-hour and 24-hour TSP levels should be measured to indicate the impacts of construction dust on air quality. The 24-hour TSP levels shall be measured by following the standard high volume sampling method as set out in the Title 40 of the Code of Federal Regulations, Chapter 1 (Part 50), Appendix B.
- 4.2.3. All relevant data including temperature, pressure, weather conditions, elapsed-time meter reading for the start and stop of the sampler, identification and weight of the filter paper, and any other local atmospheric factors affecting or affected by site conditions, etc., shall be recorded down in detail.
- 4.2.4. For regular impact monitoring, the sampling frequency of at least once in every six-days, shall be strictly observed at all the monitoring stations for 24-hour TSP monitoring. For 1-hour TSP monitoring, the sampling frequency of at least three times in every six-days should be undertaken when the highest dust impact occurs.

SAMPLING PROCEDURE AND MONITORING EQUIPMENT

- 4.2.5. High volume samplers (HVSs) in compliance with the following specifications shall be used for carrying out the 1-hour and 24-hour TSP monitoring:
- 0.6 – 1.7 m³ per minute adjustable flow range;
 - Equipped with a timing / control device with +/- 5 minutes accuracy for 24 hours operation;
 - Installed with elapsed-time meter with +/- 2 minutes accuracy for 24 hours operation;
 - Capable of providing a minimum exposed area of 406 cm²;
 - Flow control accuracy: +/- 2.5% deviation over 24-hour sampling period;
 - Equipped with a shelter to protect the filter and sampler;

- Incorporated with an electronic mass flow rate controller or other equivalent devices;
- Equipped with a flow recorder for continuous monitoring;
- Provided with a peaked roof inlet;
- Incorporated with a manometer;
- Able to hold and seal the filter paper to the sampler housing at horizontal position;
- Easily changeable filter; and
- Capable of operating continuously for a 24-hour period.

4.2.6. Initial calibration of dust monitoring equipment shall be conducted upon installation and thereafter at bi-monthly intervals. The transfer standard shall be traceable to the internationally recognized primary standard and be calibrated annually. The concern parties such as IEC shall properly document the calibration data for future reference. All the data should be converted into standard temperature and pressure condition.

LABORATORY MEASUREMENT / ANALYSIS

4.2.7. A clean laboratory with constant temperature and humidity control, and equipped with necessary measuring and conditioning instruments to handle the dust samples collected, shall be available for sample analysis, and equipment calibration and maintenance. The laboratory should be HOKLAS accredited.

4.2.8. Filter paper of size 8" x 10" shall be labelled before sampling. It shall be a clean filter paper with no pinholes, and shall be conditioned in a humidity-controlled chamber for over 24-hours and be pre-weighed before use for the sampling.

4.2.9. After sampling, the filter paper loaded with dust shall be kept in a clean and tightly sealed plastic bag. The filter paper shall then be returned to the laboratory for reconditioning in the humidity controlled chamber followed by accurate weighing by an electronic balance with readout down to 0.1 mg. The balance shall be regularly calibrated against a traceable standard.

4.2.10. All the collected samples shall be kept in a good condition for 6 months before disposal.

4.2.11. Current calibration certificates of equipments are presented in **Appendix 4.2.**

5.0 MONITORING RESULTS

5.0.1. The environmental monitoring will be implemented based on the division of works areas of each designed project managed under different contracts with separate FEP applied by individual contractors. Overall layout showing work areas of various contracts, latest status of work commencement and monitoring stations is shown in **Figure 2.1** and **Figure 4.1**. The monitoring results are presented in according to the Individual Contract(s).

5.0.2. In the reporting month, the concurrent contracts are as follows:

- Contract no. HY/2009/15 – Central-Wanchai Bypass – Tunnel (Causeway Bay Typhoon Shelter Section) under FEP-06/364/2009/A
- Contract no. HY/2009/17 – Central – Wan Chai Bypass (CWB) at FEHD Whitfield Depot – Advanced piling works under FEP-03/364/2009
- Contract no. HY/2009/18 – Central – Wan Chai Bypass (CWB) – Central Interchange under FEP-05/364/2009/A
- Contract no. HY/2009/19 – Central – Wanchai Bypass Tunnel (North Point Section) and Island Eastern Corridor Link under FEP-07/364/2009
- Contract no. HK/2009/01 – Wan Chai Development Phase II – Central – Wan Chai Bypass at Hong Kong Convention and Exhibition Centre
- Contract no. HK/2009/02 Wan Chai Development Phase II – Central-Wan Chai Bypass at Wan Chai East

5.0.3. The environment monitoring schedules for reporting month and coming month are presented in **Appendix 5.1**.

5.1 Noise Monitoring Results

5.1.1. Monitoring for report of review baseline noise level was performed from 11 April 2011 to 8 June 2011. Then the report was submitted on the 20 June 2011, verified by IEC on 18 July 2011 and was approved by ER by January 2012. The new baseline is used for the noise calculation of this reporting month starting from January 2012.

5.1.2. Due to adverse weather condition, **the noise monitoring at the following stations were rescheduled**

M7e: from 16 May 2012 to 18 May 2012

M7w: from 16 May 2012 to 18 May 2012

Contract no. HY/2009/17 – Central – Wan Chai Bypass (CWB) at FEHD Whitfield Depot – Advanced piling works under FEP-03/364/2009

- 5.1.3. The proposed division of noise monitoring stations for Contract no. HY/2009/17 are summarized in **Table 5.1** below:

Table 5.1 Noise Monitoring Stations for Contract no. HY/2009/17

| Station | Description |
|---------|-----------------|
| M4b | Victoria Centre |

- 5.1.4. No action or limit level exceedance was recorded during daytime period in the reporting month. Noise monitoring results measured in this reporting period are reviewed and summarized. Details of noise monitoring results and graphical presentation can be referred in **Appendix 5.2**.

Contract no. HY/2009/18 – Central – Wan Chai Bypass (CWB) – Central Interchange under FEP-05/364/2009/A

- 5.1.5. Noise monitoring for the Central Interchange works under contract no. HY/2009/18 was commenced on 22 April 2011. The proposed division of noise monitoring stations for Contract no. HY/2009/18 are summarized in **Table 5.2** below:

Table 5.2 Noise Monitoring Stations for Contract no. HY/2009/18

| Station | Description |
|---------|--|
| M7e | International Finance Centre (Eastern End of Podium) |
| M7w | International Finance Centre (Western End of Podium) |

- 5.1.6. No action level exceedance and one limit level exceedance was recorded during daytime period in the reporting month.
- 5.1.7. During 30 April 2012 monitoring, a limit level exceedance was recorded at M7e – International Finance Centre (Eastern End of Podium). After checking with contractor's work schedules and investigation found that backhoe with breaker and excavator for diaphragm wall construction were conducted during monitoring.
- 5.1.8. The limit level exceedance was considered as project-related.
- 5.1.9. Noise monitoring results measured in this reporting period are reviewed and summarized. Details of noise monitoring results and graphical presentation can be referred in **Appendix 5.2**.

Contract no. HK/2009/01 – Wan Chai Development Phase II – Central – Wan Chai Bypass at Hong Kong Convention and Exhibition Centre – Tunnel Works under FEP-02/364/2009 and Contract no. HK/2009/02 – Wan Chai Development Phase II – Central – Wan Chai Bypass at Wan Chai East (CWB Tunnel) under FEP-01/364/2009

- 5.1.10. The commencement of construction works for Contract no. HK/2009/01 under FEP-02/364/2009 is on 25 August 2011 and HK/2009/02 under FEP-01/364/2009 is on 26 April 2011. The proposed division of noise monitoring stations are summarized in **Table 5.3** below.

Table 5.3 Noise Monitoring Station for Contract no HK/2009/01 and HK/2009/02

| Station | Description |
|---------|----------------------------|
| M1a | Harbour Road Sports Centre |

- 5.1.11. No action or limit level exceedance was recorded in the reporting month. Noise monitoring results measured in this reporting period are reviewed and summarized. Details of noise monitoring results and graphical presentation can be referred in **Appendix 5.2**.

Contract no. HY/2009/15 – Central-Wanchai Bypass – Tunnel (Causeway Bay Typhoon Shelter Section) under FEP-06/364/2009/A

- 5.1.12. The commencement of construction works for Contract no. HY/2009/15 under FEP-06/364/2009/A was on 13 July 2011. Noise monitoring was commenced on 13 July 2011. The proposed divisions of noise monitoring stations are summarized in **Table 5.4** below.

Table 5.4 Noise Monitoring Stations for Contract no. HY/2009/15

| Station | Description |
|---------|--------------------------|
| M2b | Noon Gun Area |
| M3a | Tung Lo Wan Fire Station |

- 5.1.13. No action or limit level exceedance was recorded in this reporting month.

- 5.1.14. Noise monitoring results measured in this reporting period are reviewed and summarized. Details of noise monitoring results and graphical presentation can be referred in **Appendix 5.2**.

Contract no. HY/2009/19 – Central – Wanchai Bypass Tunnel (North Point Section) and Island Eastern Corridor Link under FEP-07/364/2009/A

- 5.1.15. Noise monitoring for the tunnel works under contract no. HY/2009/19 was commenced on 24 April 2011. The proposed division of noise monitoring stations are summarized in **Table 5.5** below.

Table 5.5 Noise Monitoring Stations for Contract no. HY/2009/19

| Station | Description |
|---------|--|
| M3a | Tung Lo Wan Fire Station |
| M4b | Victoria Centre |
| M5b | City Garden |
| M6 | HK Baptist Church Henrietta Secondary School |

- 5.1.16. No action level and two limit level exceedances were recorded on 30 April and 16 May 2012 at M6 – HK Baptist Church Henrietta Secondary School in the reporting month.
- 5.1.17. Major traffic jam and no major work activities were observed during monitoring, the exceedances were considered as non-project related.
- 5.1.18. Noise monitoring results measured in this reporting period are reviewed and summarized. Details of noise monitoring results and graphical presentation can be referred in **Appendix 5.2**. Details of the Notification of Exceedance can be referred in **Appendix 6.2**.

5.2 Real Time Noise Monitoring Results

- 5.2.1. No construction activity was conducted during nighttime period (2300 to 0700) in this reporting month.

Contract no. HY/2009/17 –Central – Wan Chai Bypass (CWB) at FEHD Whitfield Depot – Advanced piling works under FEP-03/364/2009 and Contract no. HY/2009/19 – Central – Wanchai Bypass Tunnel (North Point Section) and Island Eastern Corridor Link under FEP-07/364/2009/A

- 5.2.2. The proposed division of noise monitoring stations are summarized in **Table 5.6** below. Real time noise monitoring for the piling works under contract no. HY/2009/17 was commenced on 5 October 2010

Table 5.6 Real Time Noise Monitoring Stations for Contract no. HY/2009/17

| Location ID | District | Description |
|-------------|----------|---|
| RTN1 | Tin Hau | FEHD Hong Kong Transport Section Whitefield Depot |

Real time noise monitoring results and graphical presentation during night time period are for information only.

- 5.2.3. No action and limit level exceedance were recorded in the reporting period. Real time noise monitoring results measured in this reporting period are reviewed and summarized. Details of real time noise monitoring results and graphical presentation can be referred to **Appendix 5.4**.
- 5.2.4. The proposed division of noise monitoring stations are summarized in **Table 5.7** below. Real time noise monitoring for major construction works under contract no. HY/2009/19 was commenced on 24 April 2011.

Table 5.7 Real Time Noise Monitoring Stations for Contract no. HY/2009/19

| Location ID | District | Description |
|-------------|-------------|---|
| RTN1 | Tin Hau | FEHD Hong Kong Transport Section Whitefield Depot |
| RTN2 | North Point | Oil Street Community Liaison Center |

Real time noise monitoring results and graphical presentation during night time period are for information only.

- 5.2.5. No action and limit level exceedance were recorded in the reporting period. Real time noise monitoring results measured in this reporting period are reviewed and summarized. Details of

real time noise monitoring results and graphical presentation can be referred to **Appendix 5.4**.

5.3 Air Monitoring Results

5.3.1 Due to extension of site boundary by contractor of HY/2009/19, location of air monitoring station CMA1b – Oil Street Community Liaison Centre has been finely adjusted on 21 April 2012.

5.3.2 Due to lack of electricity supply, the 24-hr TSP monitoring at the following stations were rescheduled:

CMA1b: from 8 May 2012 to 9 May 2012
CMA5a: from 8 and 25 May 2012 to 9 and 26 May 2012
MA1e: from 14 May 2012 to 15 May 2012

5.3.3 The data for the rescheduled air monitoring for CMA1b, dated 30 April 2012, will be presented in the next monthly report (May 2012).

Contract no. HY/2009/17 – Central – Wan Chai Bypass (CWB) at FEHD Whitfield Depot – Advanced piling works under FEP-03/364/2009

5.3.4 The proposed division of air monitoring stations are summarized in **Table 5.8** below. Air monitoring for the piling works under contract no. HY/2009/17 was commenced on 8 October 2010.

Table 5.8 Air Monitoring Station for Contract no. HY/2009/17

| Station | Description |
|---------|-------------------------------------|
| CMA1b | Oil Street Community Liaison Centre |
| CMA2a | Causeway Bay Community Centre |

5.3.5 No exceedance was recorded in the reporting month. Air quality monitoring results measured in this reporting period are reviewed and summarized. Details of air monitoring results and graphical presentation can be referred in **Appendix 5.3**.

Contract no. HY/2009/18 – Central – Wan Chai Bypass (CWB) – Central Interchange under FEP-05/364/2009/A

5.3.6 Air monitoring for the Central Interchange works under contract no. HY/2009/18 was commenced on 21 April 2011. The proposed division of air monitoring stations are summarized in **Table 5.9** below.

Table 5.9 Air Monitoring Stations for Contract no. HY/2009/18

| Station | Description |
|---------|--|
| MA1e | International Finance Centre (Eastern End of Podium) |
| MA1w | International Finance Centre (Western End of Podium) |

- 5.3.7 No exceedance was recorded in the reporting month. Air quality monitoring results measured in this reporting period are reviewed and summarized. Details of air monitoring results and graphical presentation can be referred in **Appendix 5.3**.

Contract no. HK/2009/01 – Wan Chai Development Phase II – Central – Wan Chai Bypass at Hong Kong Convention and Exhibition Centre – Tunnel Works under FEP-02/364/2009

- 5.3.8 The commencement of construction works for Contract no. HK/2009/01 under FEP-02/364/2009 is on 25 August 2011. Air quality monitoring was commenced on 25 August 2011. The proposed division of air monitoring stations are summarized in **Table 5.10** below.

Table 5.10 Air Monitoring Station for Contract no. HK/2009/01

| Station | Description |
|---------|---|
| CMA5a | Children Playgrounds opposite to Pedestrian Plaza |

- 5.3.9 No exceedance was recorded in the reporting month. Air quality monitoring results measured in this reporting period are reviewed and summarized. Details of air monitoring results and graphical presentation can be referred in **Appendix 5.3**.

Contract no. HK/2009/02 – Wan Chai Development Phase II – Central – Wan Chai Bypass at Wan Chai East (CWB Tunnel) under FEP-01/364/2009

- 5.3.10 The commencement of construction works for HK/2009/02 under FEP-01/364/2009 is on 26 April 2011. The proposed division of air monitoring stations are summarized in **Table 5.11** below.

Table 5.11 Air Monitoring Station for Contract no. HK/2009/02

| Station | Description |
|---------|--|
| CMA4a | Society for the Prevention of Cruelty to Animals |

- 5.3.11 No exceedance was recorded in the reporting month. Air quality monitoring results measured in this reporting period are reviewed and summarized. Details of air monitoring results and graphical presentation can be referred in **Appendix 5.3**.

Contract no. HY/2009/15 – Central-Wanchai Bypass – Tunnel (Causeway Bay Typhoon Shelter Section) under FEP-06/364/2009/A

- 5.3.12 The commencement of construction works for Contract no. HY/2009/15 under FEP-06/364/2009/A was on 13 July 2011. Air quality monitoring was commenced on 14 July 2011. The proposed division of air monitoring stations are summarized in **Table 5.12** below.

Table 5.12 Air Monitoring Station for Contract no. HY/2009/15

| Station | Description |
|---------|---------------------|
| CMA3a | CWB PRE Site Office |

- 5.3.13 No exceedance was recorded in the reporting month. Air quality monitoring results measured in this reporting period are reviewed and summarized. Details of air monitoring results and graphical presentation can be referred in **Appendix 5.3**.

Contract no. HY/2009/19 – Central – Wanchai Bypass Tunnel (North Point Section) and Island Eastern Corridor Link under FEP-07/364/2009/A

- 5.3.14 The proposed division of air monitoring stations are summarized in **Table 5.13** below. Air monitoring for the tunnel works under contract no. HY/2009/19 was commenced on 26 April 2011.

Table 5.13 Air Monitoring Stations for Contract no. HY/2009/19

| Station | Description |
|---------|---------------------------------|
| CMA1b | Oil St Community Liaison Centre |
| CMA2a | Causeway Bay Community Centre |

- 5.3.15 No exceedance was recorded in the reporting month. Air quality monitoring results measured in this reporting period are reviewed and summarized. Details of air monitoring results and graphical presentation can be referred in **Appendix 5.3**.

Waste Monitoring Results

Contract no. HY/2009/17 – Central – Wan Chai Bypass (CWB) at FEHD Whitfield Depot – Advanced piling works under FEP-03/364/2009

- 5.4.1. No Inert and non-inert C&D wastes were disposed in the reporting month. Details of the waste flow table are summarized in **Table 5.14**

Table 5.14 Details of Waste Disposal for Contract no. HY/2009/17

| Waste Type | Quantity this month, m ³ | Cumulative Quantity-to-Date, m ³ | Disposal / Dumping Grounds |
|----------------------------------|-------------------------------------|---|----------------------------|
| Inert C&D materials disposed | NIL | NIL | N/A |
| Inert C&D materials recycled | NIL | 1354.82 | N/A |
| Non-inert C&D materials disposed | NIL | NIL | N/A |
| Non-inert C&D materials recycled | NIL | NIL | N/A |
| Chemical waste disposed | N/A | N/A | N/A |

Contract nos. HK/2009/01 – Wan Chai Development Phase II – Central – Wan Chai Bypass at Hong Kong Convention and Exhibition Centre – Tunnel Works under FEP-02/364/2009

- 5.4.2. Inert and non-inert C&D wastes were disposed of in this reporting month. Details of the waste flow table are summarized in **Table 5.15**.

Table 5.15 Details of Waste Disposal for Contract no. HK/2009/01

| Waste Type | Quantity this month, m ³ | Cumulative-to-Date, m ³ | Disposal / Dumping Grounds |
|----------------------------------|-------------------------------------|------------------------------------|----------------------------|
| Inert C&D materials disposed | 474.83 | 19,171.45 | TKO137, TM38 |
| Inert C&D materials recycled | NIL | 389.96 | N/A |
| Non-inert C&D materials disposed | 54.16 | 710.92 | SENT Landfill |
| Non-inert C&D materials recycled | 570 | 136,324 | N/A |
| Chemical waste disposed | 370 | 6,130 | N/A |

Contract no. HK/2009/02 – Wan Chai Development Phase II – Central – Wan Chai Bypass at Wan Chai East (CWB Tunnel) under FEP-01/364/2009

- 5.4.3. Inert C&D & non-inert C&D wastes were disposed of in this reporting month. Details of the waste flow table are summarized in **Table 5.16**.

Table 5.16 Details of Waste Disposal for Contract no. HK/2009/02

| Waste Type* | Quantity this month, m ³ | Cumulative-to-Date, m ³ | Disposal / Dumping Grounds |
|----------------------------------|-------------------------------------|------------------------------------|----------------------------|
| Inert C&D materials disposed | 17,179 | 140,130 | TKO137, TM 38 |
| Inert C&D materials recycled | NIL | NIL | N/A |
| Non-inert C&D materials disposed | 35 | 284 | SENT Landfill |
| Non-inert C&D materials recycled | NIL | NIL | N/A |
| Chemical waste disposed (kg) | NIL | 4,186 | N/A |

Remarks Contractor clarified and updated waste flow table for the reporting month of April

Contract no. HY/2009/18 – Central – Wan Chai Bypass (CWB) – Central Interchange under FEP-05/364/2009/A

- 5.4.4. Inert C&D and non-inert C&D waste was disposed of in this reporting month. Details of the waste flow table are summarized in **Table 5.17**.

Table 5.17 Details of Waste Disposal for Contract no. HY/2009/18

| Waste Type* | Quantity this month, m ³ | Cumulative-to-Date, m ³ | Disposal / Dumping Grounds |
|---|-------------------------------------|------------------------------------|----------------------------|
| Inert C&D materials disposed | 10,941.9 | 31,935 | T.K.O. 137, TM 38 |
| Inert C&D materials recycled | 3,461.5 | 7,963 | N/A |
| Non-inert C&D materials disposed | 51.6 | 311 | SENT Landfill |
| Non-inert C&D materials recycled (tonnes) | NIL | 40.3 | N/A |
| Chemical waste disposed (kg) | 1,400 | 2,225 | N/A |

Remarks Contractor clarified and updated waste flow table for the reporting month of April

Contract no. HY/2009/15 – Central-Wanchai Bypass – Tunnel (Causeway Bay Typhoon Shelter Section) under FEP-06/364/2009/A

- 5.4.5. Inert & Non-inert C&D wastes were disposed of in this reporting month. Details of the waste flow table are summarized in **Table 5.18**.

Table 5.18 Details of Waste Disposal for Contract no. HY/2009/15

| Waste Type* | Quantity this month, m ³ | Cumulative-to-Date, m ³ | Disposal / Dumping Grounds |
|----------------------------------|-------------------------------------|------------------------------------|---|
| Inert C&D materials disposed | 72.5 | 127,804.5 | Tuen Mun Area 38 |
| | 31627.2 | 64,805.6 | TKO137 FB |
| Inert C&D materials recycled | NIL | 415.9 | HY/2009/11 ex-PCWA TS4 |
| Non-inert C&D materials disposed | 59.9 | 230.7 | SENT Landfill |
| Non-inert C&D materials recycled | 5.9 | 369.9 | Xun Xiang Metalware Skylight Recycle (paper) |
| Chemical waste disposed | NIL | 8000 | Dunwell Group |

Remarks Contractor clarified and updated waste flow table for the reporting month of January.

Contract no. HY/2009/19 – Central – Wanchai Bypass Tunnel (North Point Section) and Island Eastern Corridor Link under FEP-07/364/2009/A

- 5.4.6. Inert and Non-inert C&D wastes were disposed of in this reporting month. Details of the waste flow table are summarized in **Table 5.19**.

Table 5.20 Details of Waste Disposal for Contract no. HY/2009/19

| Waste Type* | Quantity this month, m ³ | Cumulative-to-Date, m ³ | Disposal / Dumping Grounds |
|----------------------------------|-------------------------------------|------------------------------------|----------------------------|
| Inert C&D materials disposed | 19122.06 | 85618.44 | N/A |
| Inert C&D materials recycled | NIL | 1801.91 | N/A |
| Non-inert C&D materials disposed | 20.48 | 461.39 | SENT Landfill |
| Non-inert C&D materials recycled | 9.08 | 42.7 | N/A |
| Chemical waste disposed | 0.54 | 4.13 | N/A |

Remarks Contractor clarified and updated waste flow table for the reporting month of April

6 Compliance Audit

- 6.0.1. The Event Action Plan for construction noise, air qualities are presented in **Appendix 6.1**.

6.1 Noise Monitoring

Contract no. HY/2009/17 – Central – Wan Chai Bypass (CWB) at FEHD Whitfield Depot – Advanced piling works under FEP-03/364/2009

- 6.1.1. No exceedance was recorded in the reporting month.

Contract no. HY/2009/18 – Central – Wan Chai Bypass (CWB) – Central Interchange under FEP-05/364/2009/A

- 6.1.2. **No action and one limit level exceedance was recorded at M7e on 30 April 2012 in the reporting month.**

- 6.1.3. During 30 April 2012 monitoring, a limit level exceedance was recorded. After checking with contractor's work schedules and investigation found that backhoe with breaker and excavator for diaphragm wall construction were conducted during monitoring.

- 6.1.4. The limit level exceedance was considered as project-related.

Contract no. HK/2009/01 – Wan Chai Development Phase II – Central – Wan Chai Bypass at Hong Kong Convention Exhibition Centre – Tunnel Works under FEP-02/364/2009

- 6.1.5. No exceedance was recorded in the reporting month.

Contract no. HK/2009/02 – Wan Chai Development Phase II – Central – Wan Chai Bypass at Wan Chai East (CWB Tunnel) under FEP-01/364/2009

- 6.1.6. No exceedance was recorded in the reporting month.

Contract no. HY/2009/15 – Central-Wanchai Bypass – Tunnel (Causeway Bay Typhoon Shelter Section) under FEP-06/364/2009/A

- 6.1.7. No action or limit level exceedance was recorded in the reporting month.

Contract no. HY/2009/19 – Central – Wanchai Bypass Tunnel (North Point Section) and Island Eastern Corridor Link under FEP-07/364/2009/A

- 6.1.8. No action level and two limit level exceedances were recorded at M6 – HK Baptist Church Henrietta Secondary School on 30 April and 16 May 2012 in the reporting month. Investigation found that major traffic noise was contributed in the noise monitoring and not related to the Project.

Real Time Noise Monitoring

Contract no. HY/2009/17 – Central – Wan Chai Bypass (CWB) at FEHD Whitfield Depot – Advanced piling works under FEP-03/364/2009

- 6.1.9. No exceedance was recorded in the reporting month.

Contract no. HY/2009/19 – Central – Wanchai Bypass Tunnel (North Point Section) and Island Eastern Corridor Link under FEP-07/364/2009/A

- 6.1.10. No exceedance was recorded in the reporting month.

6.2 Air Monitoring

Contract no. HY/2009/17 – Central – Wan Chai Bypass (CWB) at FEHD Whitfield Depot – Advanced piling works under FEP-03/364/2009

- 6.2.1. No exceedance was recorded in the reporting month.

Contract no. HY/2009/18 – Central – Wan Chai Bypass (CWB) – Central Interchange under FEP-05/364/2009/A

- 6.2.2. No exceedance was recorded in the reporting month.

Contract no. HK/2009/01 – Wan Chai Development Phase II – Central – Wan Chai Bypass at Hong Kong Convention and Exhibition Centre – Tunnel Works under FEP-02/364/2009

- 6.2.3. No exceedance was recorded in the reporting month.

Contract no. HK/2009/02 – Wan Chai Development Phase II – Central – Wan Chai Bypass at Wan Chai East (CWB Tunnel) under FEP-01/364/2009

- 6.2.4. No exceedance was recorded in the reporting month.

Contract no. HY/2009/15 – Central-Wanchai Bypass – Tunnel (Causeway Bay Typhoon Shelter Section) FEP-06/364/2009/A

- 6.2.5. No exceedance was recorded in the reporting month.

Contract no. HY/2009/19 – Central – Wanchai Bypass Tunnel (North Point Section) and Island Eastern Corridor Link under FEP-07/364/2009/A

- 6.2.1. No exceedance was recorded in the reporting month.

6.3 Review of the Reasons for and the Implications of Non-compliance

- 6.3.1. There was no non-compliance from the site audits in the reporting period. The observations and recommendations made in each individual site audit session were presented in Section 8.

- 6.3.2. No project-related non-compliance from monitoring was recorded in the reporting month.

6.4 Summary of action taken in the event of and follow-up on non-compliance

- 6.4.1. There was no particular action taken since no project-related non-compliance was recorded from the site audits and environmental monitoring in the reporting period.

- 6.4.2. There was exceedance of noise level recorded on 30 April 2012 at M7e that was considered in relation to backhoe with breaker and excavator for diaphragm wall construction were conducted during monitoring.

7 Cumulative Construction Impact due to the Concurrent Projects

- 7.0.1. According to Condition 3.4 of the EP-364/2009/A, this section addresses the relevant cumulative construction impact due to the concurrent activities of the current projects including the Central Reclamation Phase III (CRIII), Wan Chai Development Phase II (WDII), Central-WanChai Bypass (CWB), Island Eastern Corridor Link projects (IECL) and Wan Chai Development Phase II – Central – Wan Chai Bypass at Wan Chai East (CWB Tunnel).
- 7.0.2. According to the Monthly EM&A report (April 2012) of Central Reclamation Phase III (CRIII), filling works, building construction works and pipe works were performed in the April 2012 reporting month. The water quality monitoring was completed in October 2011 and no exceedance was recorded for air and noise monitoring. It can be concluded that cumulative construction impact due to the concurrent activities of the current projects with the Central Reclamation Phase III (CRIII) was insignificant.
- 7.0.3. According to the construction programme of Wan Chai Development Phase II, Central-Wan Chai Bypass and Island Eastern Corridor Link projects, the major construction activity under Wan Chai Development Phase II was marine works at HKCEC areas, cross-harbour Watermains, Fresh Watermains, Cooling Watermains and Salt Watermains Installations, tunnel works at Wan Chai East, diaphragm wall construction at TS4; dredging at TS2; deep excavation at TS1 and TPCWAE TCBR1W. Advanced piling works at FEHD Whitfield Depot, Central Interchange, and diaphragm wall construction at North Point area. The major environmental impact was water quality impact at Causeway Bay and Wan Chai. Land-based construction activity were Diaphragm wall construction at TS4, Diaphragm wall construction at TS1 and TPCWAE TCBR1W, piling works at FEHD Whitfield Depot, Diaphragm wall at Central and North Point and tunnel works at Wan Chai East in the reporting month.
- 7.0.4. The major environmental impacts generated from advanced piling works at FEHD Whitfield Depot were undertaken and Diaphragm wall construction at Central and tunnel works at Wan Chai East, IECL and Causeway Bay typhoon shelter in the reporting month. No significant air impact was anticipated in the reporting month. Notwithstanding, one project-related exceedance regarding construction noise was recorded during non-restricted hours referred to Contract no. HY/2009/18 in the reporting month. In general, it is evaluated that the cumulative construction impact from the concurrent projects including Wan Chai Development Phase II was mainly insignificant.

8 Environmental Site Audit

8.0.1. During this reporting month, weekly environmental site audits were conducted for Contracts no. HY/2009/15, HY/2009/17, HY/2009/18, HY/2009/19, HK/2009/01 and HK/2009/02. No non-conformance was identified during the site audits.

8.0.2. Four site inspections for Contract no. HY/2009/15 was carried out during this reporting period. The results of these inspections and outcomes are summarized in **Table 8.1**.

Table 8.1 Summary of Environmental Inspections for Contract no. HY/2009/15

| Date | Item | Observations | Action taken by Contractor | Outcome |
|-----------|-----------|--|--|-------------------------------------|
| 3-May-12 | 120503_01 | Oil leakage should be cleared as chemical waste (TPCWAE). | Oil leakage was cleared as chemical waste. | Completion as observed on 8-May-12 |
| 3-May-12 | 120503_02 | Adequate drip trays should be provided for oil drums.(TPCWAE, TS4, TS1) | Provided drip trays for oil drums. | Completion as observed on 15-May-12 |
| 8-May-12 | 120508_01 | Muddy water was observed at discharge point. Actions should be taken to prevent muddy water leaking into sea. (breakwater of TPCWAE) | Area around discharge point was cleared of mud. | Completion as observed on 15-May-12 |
| 8-May-12 | 120508_02 | Blockage at public manholes should be cleared (Gate of TS4, outside POC) | Removal of mud inside manholes. | Completion as observed on 15-May-12 |
| 8-May-12 | 120508_03 | Adequate drip trays should be provided for oil drums/drums. | Drip trays were provided for oil drums/drums. | Completion as observed on 15-May-12 |
| 15-May-12 | 120515_01 | Oil leakage and stains should be cleared as chemical waste. (Gate of TS4, POC, TPCWAE) | Oil leakage was cleared as chemical waste. | Completion as observed on 25-May-12 |
| 15-May-12 | 120515_02 | U-channels should be cleared of blockage (TS1, TPCWAE). | Blockage at u-channels was cleared. | Completion as observed on 25-May-12 |
| 15-May-12 | 120515_03 | Adequate drip trays should be provided for oil drums/drums. (TS1, TPCWAE) | Drip trays were provided for oil drums/drums. | Completion as observed on 25-May-12 |
| 15-May-12 | 120515_04 | Better protection around manholes should be provided to avoid runoff into public drainage system before treatment. (outside gate of TS4) | Sandbags were provided around the public gullies and better wheel-wash practice was adopted. | Completion as observed on 25-May-12 |

8.0.3. Four site inspections for Contract no. HY/2009/18 was carried out during this reporting period. The results of these inspections and outcomes are summarized in **Table 8.2**.

Table 8.2 Summary of Environmental Inspections for Contract no. HY/2009/18

| Item | Date | Observations | Action taken by Contractor | Outcome |
|-----------|-----------|---|--|-------------------------------------|
| 120503_01 | 3-May-12 | Noise blankets should be erected when performing noisy operations. | Noise blankets were erected during construction. | Completion as observed on 10-May-12 |
| 120524_01 | 24-May-12 | Adequate drip tray should be provided for oil drums (Near Gate 2) | Oil drums were removed. | Completion as observed on 31-May-12 |
| 120524_02 | 24-May-12 | Noise blankets and barriers should be deployed during noisy activities (Deep excavation area) | Erection of noise blankets and deployment of movable noise barriers. | Completion as observed on 31-May-12 |

8.0.4. Four site inspections for Contract no. HY/2009/19 was carried out during this reporting period. The results of these inspections and outcomes are summarized in **Table 8.3**.

Table 8.3 Summary of Environmental Inspections for Contract no. HY/2009/19

| Item | Date | Observations | Action taken by Contractor | Outcome |
|-----------|-----------|---|--|---|
| 120502_01 | 2-May-12 | Gaps and holes on platforms should be covered or filled to avoid runoff into sea. | Covered gaps and holes with tarpaulin sheet on platforms. | Partial Completion observed on 9-May-12 |
| 120509_01 | 9-May-12 | Blockage at U-channel should be cleared to avoid runoff out of site area (Near Oil Street). | Cleared mud from U-channel. | Completion as observed on 16-May-12. |
| 120516_01 | 16-May-12 | Noise blankets should be erected during noisy operations (platform 5). | Noise blankets were provided at working platforms. | Completion as observed on 30-May-12 |
| 120516_02 | 16-May-12 | Muddy trail should be cleared and avoided out of site area (outside gate at Oil Street). | Cleared muddy trail outside gate of Oil Street. | Completion as observed on 23-May-12 |
| 120523_01 | 23-May-12 | Muddy water was observed washed into public gully without treatment, please make sure steps should be taken to prevent further runoff. (Gate at Watson Road) | Muddy water was cleared. | Completion as observed on 30-May-12 |
| 120523_02 | 23-May-12 | Although the contractor has immediately performed remedial measures after bursting of bentonite pipe, steps should be taken to prevent runoff out of site area and all muddy water that got out should be cleared (U-channel near Oil Street) | Muddy water was cleared and sandbags were provided around the u-channel. | Completion as observed on 30-May-12 |

| Item | Date | Observations | Action taken by Contractor | Outcome |
|-----------|-----------|--|---|-------------------------------------|
| 120523_03 | 23-May-12 | Grouting machine at portion III should be covered properly to avoid cement coming out of mixing area (portion III) | Extra tarpaulin was placed on all sides of grouting area. | Completion as observed on 30-May-12 |

- 8.0.5. Four site inspections for Contract no. HK/2009/01 was carried out during this reporting period. The results of these inspections and outcomes are summarized in **Table 8.4**.

Table 8.4 Summary of Environmental Inspections for Contract no. HK/2009/01

| Item | Date | Observations | Action taken by Contractor | Outcome |
|-----------|-----------|---|---|--------------------------------------|
| 120502_01 | 2-May-12 | The direct discharge was observed in the pumping station that the discharge should not be allowed and it should be treated by sedimentation tank or geo-textile before discharge | The pipe for discharge was removed from sea. | Completion as observed on 9-May-12. |
| 120509_01 | 9-May-12 | The exposed soil area around tree (A160) should be surrounded by sandbags (Renaissance Harbour View Hotel) | Exposed soil area around tree (A160) was surrounded by sandbags | Completion as observed on 17-May-12. |
| 120509_02 | 9-May-12 | The muddy water from wheel washing facilities was observed on the roadside which should be cleaned regularly and the spillage of muddy water should be prevented. (Water Channel) | Muddy water from wheel wash was cleared from public road. | Completion as observed on 17-May-12. |
| 120509_03 | 9-May-12 | The cement bags should be covered by tarpaulin sheet completely (Water Channel) | Cement bags were covered. | Completion as observed on 17-May-12. |
| 120517_01 | 17-May-12 | Drip tray should be provided for oil drums (Water Channel, Renaissance View Hotel workfront) | Drip tray was provided for oil drums. | Completion as observed on 23-May-12. |
| 120523_01 | 23-May-12 | The muddy water was observed near to the roadside which should be cleaned (Expo Drive West) | Muddy water was cleared from road. | Completion as observed on 30-May-12. |
| 120523_02 | 23-May-12 | The silt was observed on the public area which should be cleaned (VIP area) | Silt was removed from public area. | Completion as observed on 30-May-12. |

- 8.0.6. Four site inspections for Contract no. HK/2009/02 was carried out during this reporting period. The results of these inspections and outcomes are summarized in **Table 8.5**.

Table 8.5 Summary of Environmental Inspections for Contract no. HK/2009/02

| Item | Date | Observations | Action taken by Contractor | Outcome |
|-----------|-----------|--|---|-------------------------------------|
| 120503_01 | 3-May-12 | The stagnant pool of water was observed in the U-channel, which should be cleaned regularly to prevent overflow (WCRI) | Stagnant water was removed. | Completion as observed on 10-May-12 |
| 120510_01 | 10-May-12 | The cement mixing plants should be covered by three sides enclosure. (WSD pumping station, WCRI) | Three side enclosure was provided for cement mixing plants. | Completion as observed on 16-May-12 |
| 120510_02 | 10-May-12 | The bentonite bags should be covered by tarpaulin sheet (WCR1) | Bentonite bags were covered by tarpaulin sheet. | Completion as observed on 16-May-12 |
| 120510_03 | 10-May-12 | Due to the hot weather, the site area should be sprayed by water regularly for dust suppression. | Water spraying was performed for dust suppression. | Completion as observed on 16-May-12 |
| 120510_04 | 10-May-12 | The direct discharge of muddy water from WCRI was observed | Discharge was treated prior to be discharged. | Completion as observed on 16-May-12 |
| 120516_01 | 16-May-12 | Drip tray was not provided for oil drum (WCR 1) | Drip trays were provided for the oil drum, | Completion as observed on 24-May-12 |
| 120516_01 | 16-May-12 | The silt deposited on U-channel should be cleaned regularly to prevent overflow of muddy runoff (Hung Hing Road) | Silt at u-channel was cleared. | Completion as observed on 24-May-12 |
| 120524_01 | 24-May-12 | The stagnant water accumulated inside the drip tray was observed (WCR1) | Stagnant water inside trip tray was cleared. | Completion as observed on 31-May-12 |
| 120524_02 | 24-May-12 | The discharge of water to the pedestrian way was observed. (Harbour Road) | The pipe of discharge was removed. | Completion as observed on 31-May-12 |
| 120524_03 | 24-May-12 | The stockpile was not covered by tarpaulin sheet. (Harbour Road) | The stockpile was covered by tarpaulin. | Completion as observed on 31-May-12 |

8.0.7. Four site inspections for Contract no. HY/2009/17 were carried out during this reporting period. No observation was found in the reporting month.

9 COMPLAINTS, NOTIFICATION OF SUMMONS AND PROSECUTION

- 9.0.1. No environmental complaint was received in the reporting period.
- 9.0.2. The details of cumulative complaint log and updated summary of complaints are presented in **Appendix 9.1**
- 9.0.3. Cumulative statistic on complaints and successful prosecutions are summarized in **Table 9.1** and **Table 9.2** respectively.

Table 9.1 Cumulative Statistics on Complaints

| Reporting Period | No. of Complaints |
|------------------|-------------------|
| May 12 | 0 |
| Sep 10 to Apr 12 | 20 |
| Total | 20 |

Table 9.2 Cumulative Statistics on Successful Prosecutions

| Environmental Parameters | Cumulative No. Brought Forward | No. of Successful Prosecutions this month (Offence Date) | Cumulative No. Project-to-Date |
|--------------------------|--------------------------------|--|--------------------------------|
| Air | - | 0 | 0 |
| Noise | - | 0 | 0 |
| Water | - | 0 | 0 |
| Waste | - | 0 | 0 |
| Total | - | 0 | 0 |

10. CONCLUSION

10.0.1. The EM&A programme was carried out in accordance with the EM&A Manual requirements, minor alterations to the programme proposed were made in response to changing circumstances.

10.0.2. The scheduled construction activities and the recommended mitigation measures for the coming month are listed in **Table 10.1**. The construction programmes of individual contracts are provided in **Appendix 10.1**.

Table 10.1 Summary of Key Construction Activities of Individual Contract(s) to be commenced in Coming Reporting Month

| Contract No. | Key Construction Works | Recommended Mitigation Measures |
|--------------|---|--|
| HY/2009/15 | <ul style="list-style-type: none"> • Diaphragm wall construction works at TS4 • Cut and Cover Tunnel Construction at TPCWAE • Night time protection works at CHT • Cut off wall preparation works at Hung Hing Road and POC | <ul style="list-style-type: none"> • Watering any dust generating activities • Checking all drip trays frequently and clear any stagnant water and mud inside it. • Noise control measures shall be provided during restricted hours. |
| HY/2009/17 | <ul style="list-style-type: none"> • ELS works for basement construction for pile cap construction. | <ul style="list-style-type: none"> • Noise barrier shall be implemented; and • Watering any dust generating activities |
| HY/2009/18 | <ul style="list-style-type: none"> • Trial pit • Instrumentation and monitoring works • Drainage works • Site investigation and pre-drilling works • D-wall construction • Sheet piling • Grout curtain • Tree Transplantation • Earthworks • Preparation works in existing tunnel • Stitch coring • Approach ramp structure works • Top down slab • Road works • Tunnel works • Excavation and Lateral Support | <ul style="list-style-type: none"> • Noise barrier shall be implemented; and • Noise level shall be controlled by reducing piling rate and no. of plants working in parallel. • Dust control during dust generating works • Provide protection works to ensure no runoff out of site area or direct discharge into public drainage system. |

| | | |
|-----------|--|---|
| HY2009/19 | <ul style="list-style-type: none"> • Road works at Watson Road • Fabrication of bored piling platform • Bored piling (Land) • Ground contamination assessment • Pre-drilling works for bored pile and Diaphragm wall • D-wall Construction (North & South Section) • Guide wall construction for D-wall / Barette at North side • Construction works for Box Culvert T • Marine Piling • Construction of socket-H pile for Marine works • Construction of pre-bored H-pile works for Culvert U • Construction of 1500Ø drainage along D-wall • Construction of sheet pile at D9 location. | <ul style="list-style-type: none"> • Noise level shall be controlled by reducing the piling operation rate. • Noise barrier shall be implemented. • Dust control during dust generating works • Provide protection works and adequate drainage system to ensure no direct discharge into public drainage system or the sea. |
| HK2009/01 | <ul style="list-style-type: none"> • Diaphragm wall construction for CWB tunneling works at Stage2 • Piling works for SCL Protection Works • Installation of dewatering system for construction of CWB tunnel, SCL top slab and Exhaust duct at Stage 1 • Construction of CWB top slab would be continued • Construction of SCL top slab and exhaust duct at Stage 1 • Pipe bridge erection upon completion of pipe laying works across exhaust duct, bulk excavation for construction of exhaust duct structure after installation of pipe bridge | <ul style="list-style-type: none"> • Noise level shall be controlled by reducing piling rate and no. of plants working in parallel. • Well maintain the enclosures for grouting and bentonite mixing plants. • Provide protection works and adequate drainage system to ensure no direct discharge into public drainage system or the sea. |

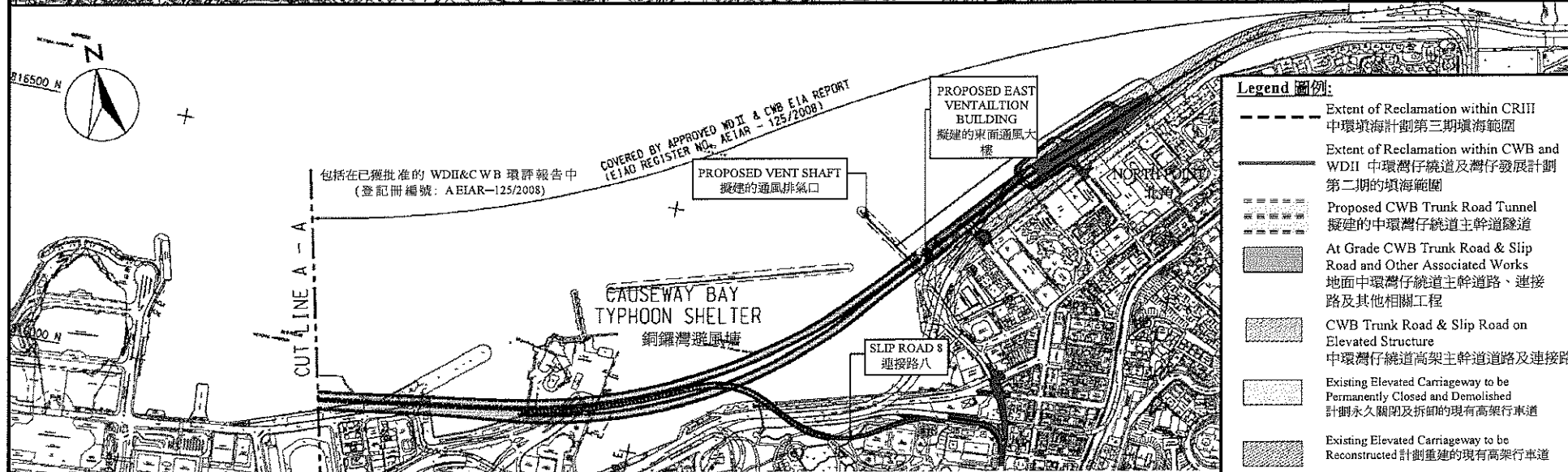
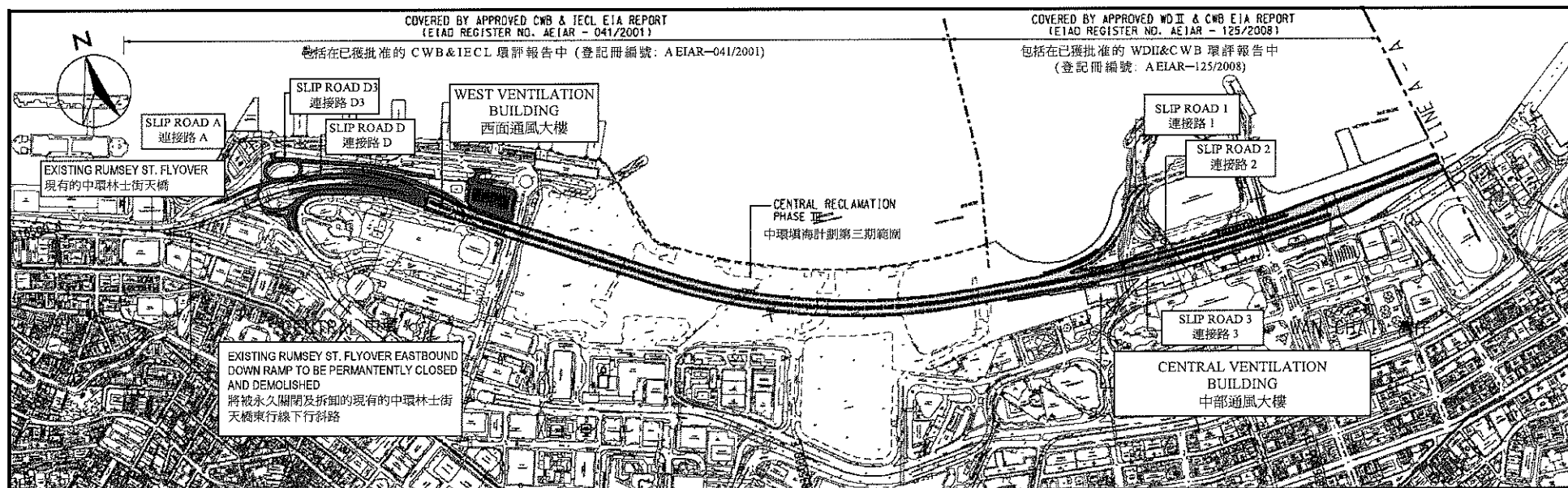
| | | |
|------------|--|---|
| HK/2009/02 | <ul style="list-style-type: none"> • Deep excavation works below - 8.8mPD for western tunnel portion and below +5.8mPD for eastern tunnel portion. • Drilling bored pile to rock head, breaking concrete slab and excavation of trial pit at tunnel portion 3 & 4. | <ul style="list-style-type: none"> • Well maintain the enclosures for grouting and bentonite mixing plants. • Dust control during dust generating works • Provide protection works to ensure no runoff out of site area or direct discharge into public drainage system. |
|------------|--|---|

10.0.3. The construction works of Contract no. 04/HY/2006 – Reconstruction of Bus Terminus near Man Yiu Street and Man Kwong Street under FEP-04/364/2009/A was completed, and the FEP was surrendered by the Contractor on 11 February 2011.



Figure 2.1

Project Layout



Legend 圖例:

- Extent of Reclamation within CRIII 中環填海計劃第三期填海範圍
- Extent of Reclamation within CWB and WDII 中環灣仔繞道及灣仔發展計劃第二期的填海範圍
- Proposed CWB Trunk Road Tunnel 擬建的中環灣仔繞道主幹道隧道
- At Grade CWB Trunk Road & Slip Road and Other Associated Works 地面中環灣仔繞道主幹道路、連接路及其他相關工程
- CWB Trunk Road & Slip Road on Elevated Structure 中環灣仔繞道高架主幹道路及連接路
- Existing Elevated Carriageway to be Permanently Closed and Demolished 計劃永久關閉及拆卸的現有高架行車道
- Existing Elevated Carriageway to be Reconstructed 計劃重建的現有高架行車道

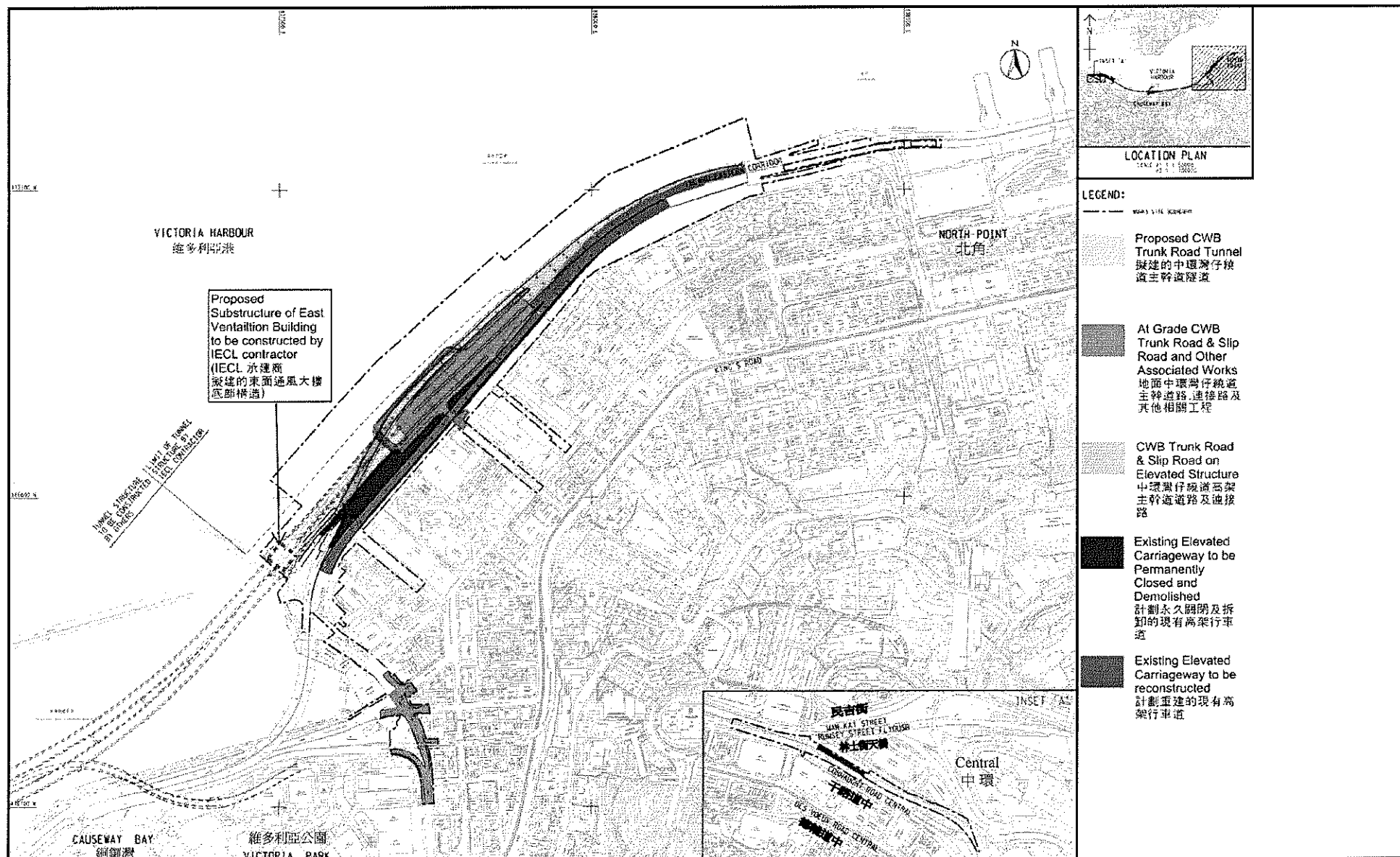


Project Title: Central-Wanchai Bypass (CWB) Including Its Road Tunnel and Slip Roads
 工程項目名稱：中環灣仔繞道包括其行車隧道及連接路

Environmental Permit No.: EP-364/2009/A
 環境許可證編號：EP-364/2009/A

Figure 1: Location of the Project
 圖 1: 工程項目位置

(This figure was prepared based on Figure 1.1 of the Application for Environmental Permit (Application No.: AEP-364/2009))
 (本圖是根據環境許可證的申請(申請書編號 AEP-364/2009 圖 1.1 編製))



Project Title: Central-Wanchai Bypass (CWB) – Tunnel (North Point Section) and Island Eastern Corridor Link
 工程項目名稱：中環灣仔繞道—北角段隧道及東區走廊連接路
 Environmental Permit No. : FEP-07-364/2009/A
 環境許可證編號 : FEP-07-364/2009/A

Figure 1b: General Layout Plan
 圖 1b: 工程項目佈局圖

(This figure was prepared based on Sketch No. 60095653/IEC/DF0006 of Application for Further Environmental Permit (Application No.: FEP-120/2011))
 (本圖是根據申請新的環境許可證 (申請書編號 FEP-120/2011) 圖 60095653/IEC/DF0006 編製)



Figure 2.2

Project Organization Chart



Project Organization Chart

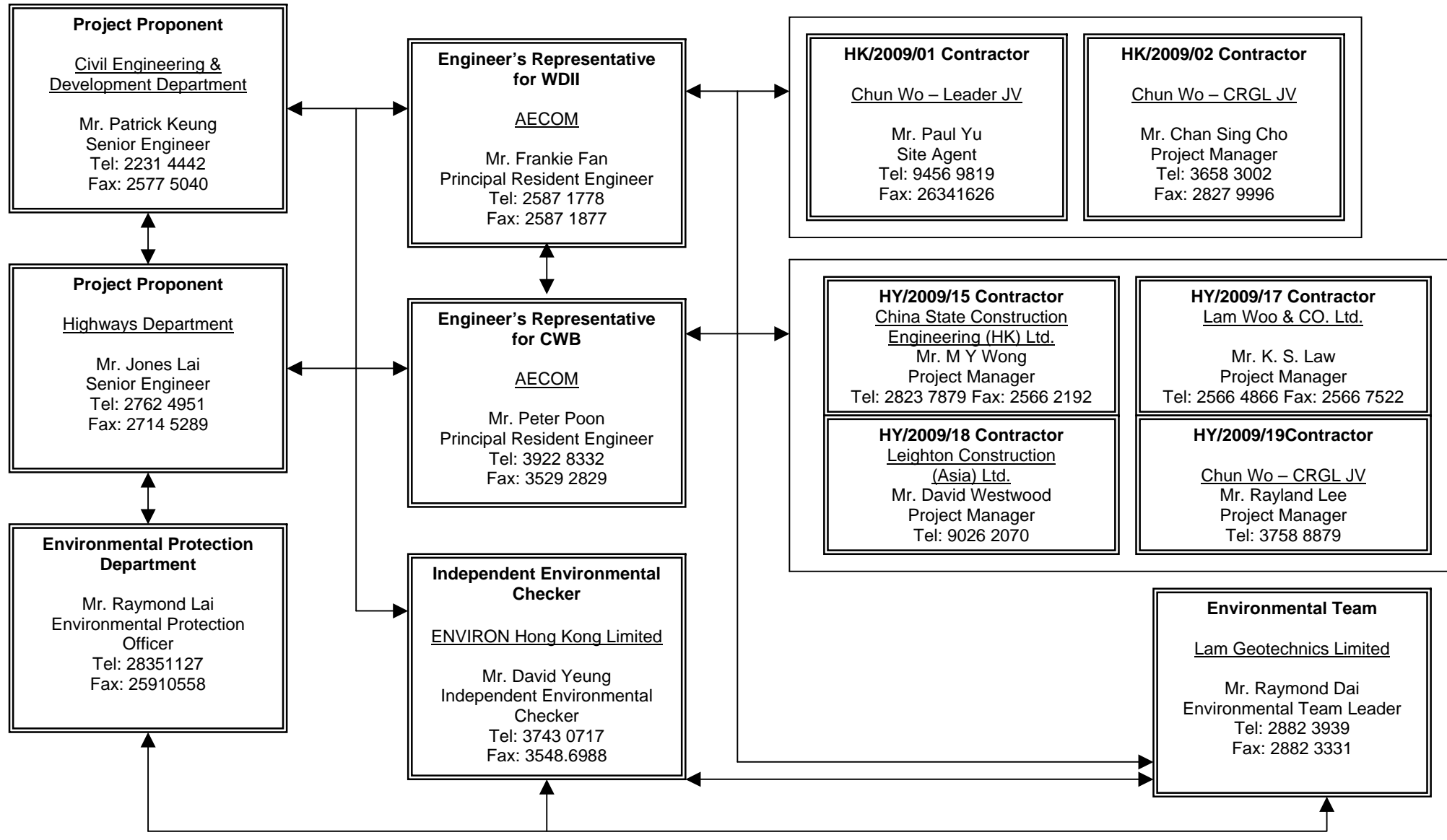
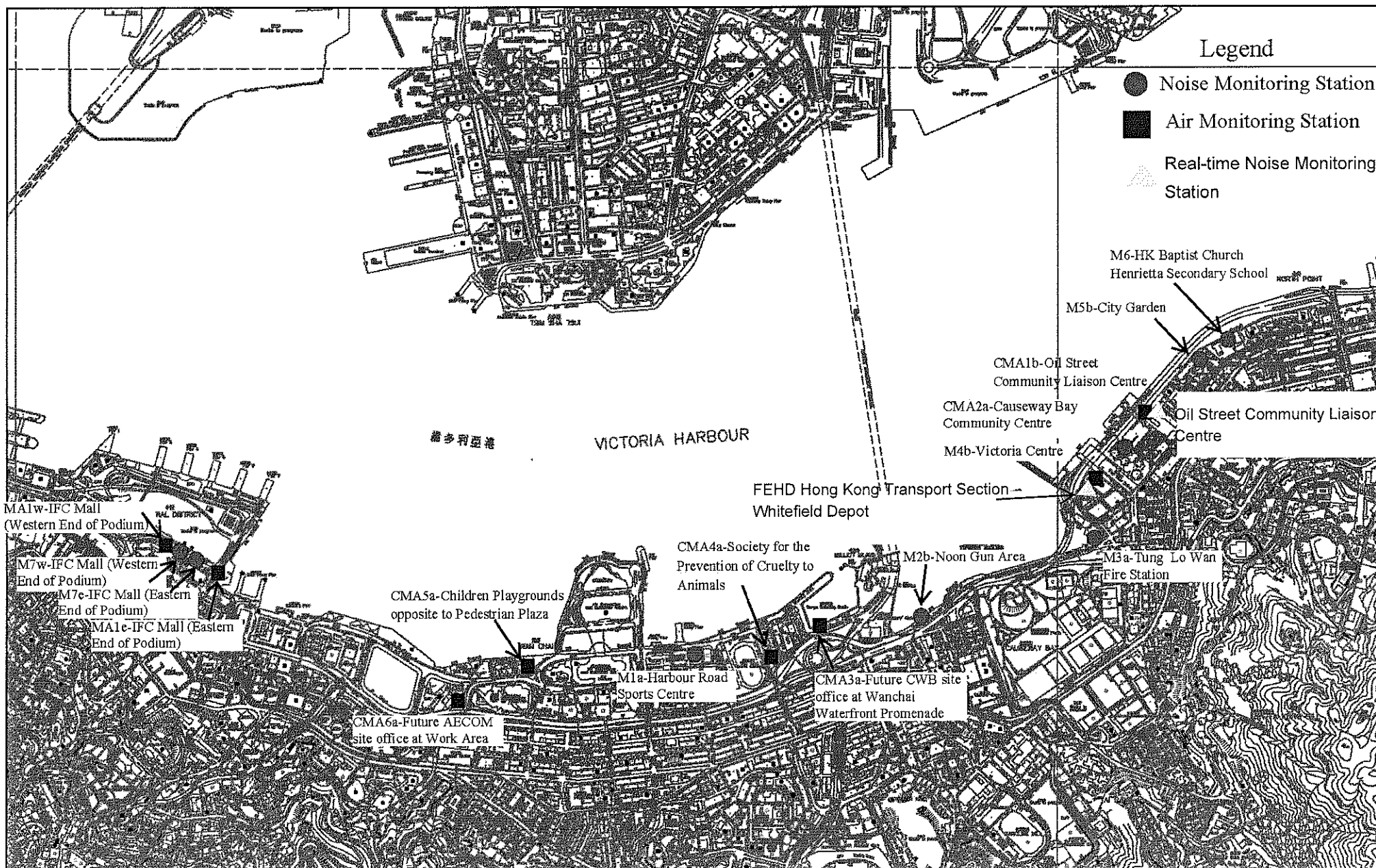




Figure 4.1

Locations of Monitoring Stations





Appendix 3.1

Environmental Mitigation Implementation Schedule

IMPLEMENTATION SCHEDULE OF THE PROPOSED MITIGATION MEASURES**Table A.1 Implementation Schedule for Air Quality Control**

| WDII & CWB EIA Report Ref | Environmental Protection Measures / Mitigation Measures | Location / Timing | Implementation Agent | Implementation Stages* | | | | Relevant Legislation and Guidelines |
|---------------------------|--|--|----------------------|------------------------|---|---|-----|-------------------------------------|
| | | | | Des | C | O | Dec | |
| Construction Phase | | | | | | | | |
| S3.6.5 | Four times a day watering of the work site with active operations. | Work site / during construction | Contractor | | √ | | | EIAO-TM |
| S3.8.1 | Implementation of dust suppression measures stipulated in Air Pollution Control (Construction Dust) Regulation. The following mitigation measures, good site practices and a comprehensive dust monitoring and audit programme are recommended to minimise cumulative dust impacts. <ul style="list-style-type: none">Strictly limit the truck speed on site to below 10 km per hour and water spraying to keep the haul roads in wet condition;Watering during excavation and material handling;Provision of vehicle wheel and body washing facilities at the exit points of the site, combined with cleaning of public roads where necessary; andTarpaulin covering of all dusty vehicle loads transported to, from and between site locations. | Work site / during construction | Contractor | | √ | | | |
| Operational Phase | | | | | | | | |
| S3.6.53 – S3.6.54 | The design parameters of the East and Central Ventilation Buildings as set in Tables 3.10 and 3.11 of Volume 1 of the WDII & CWB EIA Report. | East and Central Ventilation Buildings / During operation of the Trunk Road | HyD | | | √ | | |
| S3.10.2 | Air quality monitoring for the operation performance of the East Ventilation Building and associated East Vent Shaft will be conducted. | East Vent Shaft / During operation of the East Ventilation Building and associated East Vent Shaft | HyD | | | √ | | EIAO-TM |

* Des - Design, C - Construction, O – Operation, and Dec - Decommissioning

Table A.2 Implementation Schedule for Noise Control

| WDII & CWB EIA Report Ref | Environmental Protection Measures / Mitigation Measures | Location / Timing | Implementation Agent | Implementation Stages* | | | | Relevant Legislation and Guidelines |
|---------------------------|---|----------------------------------|----------------------|------------------------|---|---|-----|-------------------------------------|
| | | | | Des | C | O | Dec | |
| Construction Phase | | | | | | | | |
| S4.9.3 | Good Site Practice: <ul style="list-style-type: none">Only well-maintained plant shall be operated on-site and plant shall be serviced regularly during the construction program.Silencers or mufflers on construction equipment shall be utilized and shall be properly maintained during the construction program.Mobile plant, if any, shall be sited as far away from NSRs as possible.Machines and plant (such as trucks) that may be in intermittent use shall be shut down between works periods or shall be throttled down to a minimum.Plant known to emit noise strongly in one direction shall, wherever possible, be orientated so that the noise is directed away from the nearby NSRs.Material stockpiles and other structures shall be effectively utilized, wherever practicable, in screening noise from on-site construction activities. | Work Sites / During Construction | Contractor | | √ | | | EIAO-TM, NCO |
| S4.8.1 – S4.8.11 | Use of quiet powered mechanical equipment, movable noise barrier and temporary noise barrier for the following tasks: <ul style="list-style-type: none">Slip road 8 tunnelConstruction of diaphragm wall and substructures of the tunnel approach rampExcavationConstruction of slabsBackfill | Work Sites / During Construction | Contractor | | √ | | | EIAO-TM, NCO |

| WDH & CWB EIA Report Ref | Environmental Protection Measures / Mitigation Measures | Location / Timing | Implementation Agent | Implementation Stages* | | | | Relevant Legislation and Guidelines |
|--------------------------|--|---|----------------------|------------------------|---|---|-----|-------------------------------------|
| | | | | Des | C | O | Dec | |
| | <ul style="list-style-type: none"> Demolition and construction of substructures for the IEC Demolition works of existing piers and crossheads of the marine section of the existing IEC <p>Use of PME grouping for the following tasks:</p> <ul style="list-style-type: none"> At-grade road construction Substructure for IECL connection | | | | | | | |
| Operation Phase | | | | | | | | |
| S4.8.12 – S4.8.23 | <p>For Existing NSRs</p> <ul style="list-style-type: none"> about 235m length of noise semi-enclosure with transparent panel covering the westbound slip road from the IEC about 230m length of noise semi-enclosure with transparent panel covering the main carriageways (eastbound and westbound) of the CWB and IEC about 135m length of 5.5m high cantilevered noise barrier with 4.5m cantilever inclined at 45° with transparent panel on the eastbound slip road to the IEC (amended under EP-364/2009/A) about 95m length of 5.5m high cantilevered noise barrier with 1m cantilever inclined at 45° with transparent panel on the eastbound slip road to the IEC about 350m length of 3.5m high vertical noise barrier with transparent panel on the eastbound slip road to the IEC low noise road surfacing for the trunk road (except tunnel section and beneath the landscaped deck at the eastern portal area)) with speed limit of 70 km/hour | Near North Point / Before commencement of operation of road project | HyD | √ | √ | √ | | EIAO-TM |

| WDH & CWB EIA Report Ref | Environmental Protection Measures / Mitigation Measures | Location / Timing | Implementation Agent | Implementation Stages* | | | | Relevant Legislation and Guidelines |
|--------------------------|---|--|---|------------------------|----------------|---|-----|-------------------------------------|
| | | | | Des | C | O | Dec | |
| | <p>For Future/Planned NSRs</p> <ul style="list-style-type: none"> about 265m length of noise semi-enclosure with transparent panel covering the westbound slip road from the IEC The openable windows of the temple, if any, should be orientated so as to avoid direct line of sight to the existing Victoria Park Road as far as practicable. | <p>In between the Electric Centre (next to City Garden) and CDA(1) site / Before occupation of Planned NSRs in CDA and CDA(1) sites.</p> <p>Near Causeway Bay Fire Station / During detailed design of the re-provisioned Tin Hau Temple</p> | <p>HyD</p> <p>Project Proponent for the re-provisioned Tin Hau Temple</p> | <p>√</p> <p>√</p> | <p>√ #</p> | | | |

* Des - Design, C - Construction, O – Operation, and Dec - Decommissioning

Only the steel frame for this section of noise semi-enclosure would be erected in advance during the construction of the westbound slip road.

Table A.4 Implementation Schedule for Waste Management

| WDII & CWB EIA Report Ref | Environmental Protection Measures / Mitigation Measures | Location / Timing | Implementation Agent | Implementation Stages* | | | | Relevant Legislation and Guidelines |
|---------------------------|---|--|----------------------|------------------------|---|---|-----|-------------------------------------|
| | | | | Des | C | O | Dec | |
| Construction Phase | | | | | | | | |
| S6.5.14 | <i>Floating Refuse</i> During the construction phase, the project proponent’s contractor will be responsible for the collection of any refuse within their works area. Floating booms will be provided on the water surface to confine the refuse from the working barges as well as to avoid the accumulation of pollutants within temporary embayment as mentioned in Table D9.3. | Work site / During the construction period | Contractor | | √ | | | |
| S6.6.1 | <i>Good Site Practices</i> Recommendations for good site practices during the construction activities include: <ul style="list-style-type: none">• nomination of an approved person, such as a site manager, to be responsible for good site practices, arrangements for collection and effective disposal to an appropriate facility, of all wastes generated at the site;• training of site personnel in proper waste management and chemical waste handling procedures;• provision of sufficient waste disposal points and regular collection for disposal;• appropriate measures to minimise windblown litter and dust during transportation of waste by either covering trucks or by transporting wastes in enclosed containers;• regular cleaning and maintenance programme for drainage systems, sumps and oil interceptors; and• a recording system for the amount of wastes generated, recycled and disposed of (including the disposal sites). | Work site / During the construction period | Contractor | | √ | | | Waste Disposal Ordinance (Cap.354) |

| WDH & CWB EIA Report Ref | Environmental Protection Measures / Mitigation Measures | Location / Timing | Implementation Agent | Implementation Stages* | | | | Relevant Legislation and Guidelines |
|--------------------------|--|--|----------------------|------------------------|---|---|-----|-------------------------------------|
| | | | | Des | C | O | Dec | |
| S6.6.2 | <p><i>Waste Reduction Measures</i></p> <p>Waste reduction is best achieved at the planning and design stage, as well as by ensuring the implementation of good site practices. Recommendations to achieve waste reduction include:</p> <ul style="list-style-type: none"> • segregation and storage of different types of waste in different containers, skips or stockpiles to enhance reuse or recycling of materials and their proper disposal; • to encourage collection of aluminium cans, PET bottles and paper, separate labelled bins shall be provided to segregate these wastes from other general refuse generated by the work force; • any unused chemicals or those with remaining functional capacity shall be recycled; • use of reusable non-timber formwork, such as in casting the tunnel box sections, to reduce the amount of C&D material. • prior to disposal of C&D waste, it is recommended that wood, steel and other metals shall be separated for re-use and / or recycling to minimise the quantity of waste to be disposed of to landfill; • proper storage and site practices to minimise the potential for damage or contamination of construction materials; and • plan and stock construction materials carefully to minimise amount of waste generated and avoid unnecessary generation of waste. | Work site / During planning and design stage, and construction stage | Contractor | √ | √ | | | |

| WDII & CWB EIA Report Ref | Environmental Protection Measures / Mitigation Measures | Location / Timing | Implementation Agent | Implementation Stages* | | | | Relevant Legislation and Guidelines |
|---------------------------|--|--|----------------------|------------------------|---|---|-----|--|
| | | | | Des | C | O | Dec | |
| S6.6.4 | <p><i>General Refuse</i></p> <p>General refuse shall be stored in enclosed bins or compaction units separate from C&D material. A licensed waste collector shall be employed by the contractor to remove general refuse from the site, separately from C&D material.</p> <p>A collection area shall be provided where wastes can be stored and loaded prior to removal from site. An enclosed and covered area is recommended to reduce the occurrence of 'wind blow' light material.</p> | Work site / During the construction period | Contractor | | √ | | | Public Health and Municipal Services Ordinance (Cap. 132) |
| S6.6.5 | <p><i>Chemical Wastes</i></p> <p>After use, chemical wastes (for example, cleaning fluids, solvents, lubrication oil and fuel) shall be handled according to the Code of Practice on the Packaging, Labelling and Storage of Chemical Wastes. Spent chemicals shall be collected by a licensed collector for disposal at the CWTF or other licensed facility in accordance with the Waste Disposal (Chemical Waste) (General) Regulation.</p> | Work site / During the construction period | Contractor | | √ | | | <p>Waste Disposal (Chemical Waste) (General) Regulation</p> <p>Code of Practice on the Packaging, Labelling and Storage of Chemical Wastes</p> |
| S6.6.6 | <p><i>Construction and Demolition Material</i></p> <p>C&D material shall be sorted on-site into inert C&D material (that is, public fill) and C&D waste. All the suitable inert C&D material shall be broken down to 250 mm in size for reuse as public fill in the WDII reclamation. C&D waste, such as wood, glass, plastic, steel and other metals shall be reused or recycled and, as a last resort, disposed of to landfill. A suitable area shall be designated to facilitate the sorting process and a temporary stockpiling area will be required for the separated materials.</p> | Work site / During the construction period | Contractor | | √ | | | ETWB TCW No. 33/2002, 31/2004, 19/2005 |

| WDH & CWB EIA Report Ref | Environmental Protection Measures / Mitigation Measures | Location / Timing | Implementation Agent | Implementation Stages* | | | | Relevant Legislation and Guidelines |
|--------------------------|--|--|--|------------------------|---|---|-----|-------------------------------------|
| | | | | Des | C | O | Dec | |
| S6.6.7 | In order to monitor the disposal of public fill and C&D waste at public fill reception facilities and landfills, respectively, and to control fly tipping, a trip-ticket system shall be included as one of the contractual requirements and implemented by the Environmental Team undertaking the environmental monitoring and audit work. An Independent Environment Checker shall be responsible for auditing the results of the system. | Work site / During the construction period | Contractor and Independent Environmental Checker | | √ | | | ETWB TCW No. 31/2004 |
| S6.6.8 | <p><i>Bentonite Slurry</i></p> <p>The disposal of residual used bentonite slurry shall follow the good practice guidelines stated in ProPECC PN 1/94 "Construction Site Drainage" and listed as follows:</p> <ul style="list-style-type: none"> • If the disposal of a certain residual quantity cannot be avoided, the used slurry may be disposed of at the marine spoil grounds subject to obtaining a marine dumping licence from EPD on a case-by-case basis. • If the used bentonite slurry is intended to be disposed of through the public drainage system, it shall be treated to the respective effluent standards applicable to foul sewers, storm drains or the receiving waters as set out in the Technical Memorandum of Standards for Effluents Discharged into Drainage and Sewerage Systems, Inland and Coastal Waters. • If the used bentonite slurry is intended to be disposed to public fill reception facilities, it will be mixed with dry soil on site before disposal. | Work site / During the construction period | Contractor | | √ | | | ProPECC PN 1/94 |

* Des - Design, C - Construction, O – Operation, and Dec - Decommissioning

Table A.5 Implementation Schedule for Land Contamination

| WDII & CWB EIA Report Ref | Environmental Protection Measures / Mitigation Measures | Location / Timing | Implementation Agent | Implementation Stages* | | | | Relevant Legislation and Guidelines |
|----------------------------------|--|-------------------|----------------------|------------------------|---|---|-----|-------------------------------------|
| | | | | Des | C | O | Dec | |
| Construction and Operation Phase | | | | | | | | |
| S.7.1.1 | As no potential contaminative land uses were identified within the Study Area, adverse land contamination impacts associated with the construction and operation of the Project is not expected. As such, environmental protection and mitigation measures are considered not necessary and will not be covered in this EM&A Manual. | - | - | | | | | - |

* Des - Design, C - Construction, O – Operation, and Dec - Decommissioning

Table A.7 Implementation Schedule for Landscape and Visual

| WDII & CWB EIA Report Ref | Environmental Protection Measures / Mitigation Measures | | Location / Timing | Implementation Agent | Implementation Stages* | | | | Relevant Legislation and Guidelines |
|----------------------------------|---|---|--|----------------------|------------------------|---|---|-----|-------------------------------------|
| | | | | | Des | C | O | Dec | |
| Construction Phase | | | | | | | | | |
| Table 10.5 | CM1 | Topsoil, where identified, shall be stripped and stored for re-use in the construction of the soft landscape works, where practical. | Work site / During Construction Phase | Contractor | √ | √ | | | EIAO TM |
| Table 10.5 | CM2 | Existing trees to be retained on site shall be carefully protected during construction. | Work site / During Construction Phase | Contractor | √ | √ | | | EIAO TM |
| Table 10.5 | CM3 | Trees unavoidably affected by the works shall be transplanted where practical. | Work site / During Construction Phase | Contractor | √ | √ | | | EIAO TM |
| Table 10.5 | CM4 | Compensatory tree planting shall be provided to compensate for felled trees. | Work site / During Construction Phase | Contractor | √ | √ | | | EIAO TM |
| Table 10.5 | CM5 | Control of night-time lighting. | Work site / During Construction Phase | Contractor | | √ | | | EIAO TM |
| Table 10.5 | CM6 | Erection of decorative screen hoarding compatible with the surrounding setting. | Work site / During Construction Phase | Contractor | | √ | | | EIAO TM |
| Operation Phase | | | | | | | | | |
| Table 10.6, Figure 10.5.1-10.5.5 | OM1 | Aesthetic design of buildings and road-related structures, including viaducts, vent buildings, subways, footbridges and noise barriers and enclosure. | Work site / During Design Stage and Operation Phases | HyD | √ | √ | √ | | ETWB TCW 2/2004 |
| Table 10.6, Figure 10.5.1-10.5.5 | OM3 | Buffer Tree and Shrub Planting to screen proposed roads and associated structures. | Work site / During Design Stage and Operation Phases | HyD | √ | √ | √ | | ETWB TCW 2/2004 |
| Table 10.6, Figure 10.5.1-10.5.5 | OM5 | Aesthetic streetscape design. | Work site / During Design Stage and Operation Phases | HyD | √ | √ | √ | | ETWB TCW 2/2004 |
| Table 10.6, Figure 10.5.1-10.5.5 | OM6 | Aesthetic design of roadside amenity areas. | Work site / During Design Stage and Operation Phases | HyD | √ | √ | √ | | ETWB TCW 2/2004 |

*Des - Design, C - Construction, O – Operation, and Dec - Decommissioning



Appendix 4.1

Action and Limit Level

**Action and Limit Level***Action and Limit Level for Noise Monitoring*

| Time Period | Action Level | Limit Level |
|--|--|---|
| 07:00 – 19:00 hours on normal weekdays | When one documented complaint is received. | 75 dB(A)/ 70 dB(A)/ 65 dB(A) ^{Note 1} |

Note 1:

- 70dB(A) and 65 dB(A) for schools during normal teaching periods and school examination periods, respectively.
- If works are to be carried out during the restricted hours, the conditions stipulated in the Construction Noise Permit (CNP) issued by the Noise Control Authority have to be followed.

Action and Limit Level for Air Monitoring

| Monitoring Location | 1-hour TSP Level in $\mu\text{g}/\text{m}^3$ | | 24-hour TSP Level in $\mu\text{g}/\text{m}^3$ | |
|---------------------|--|-------------|---|-------------|
| | Action Level | Limit Level | Action Level | Limit Level |
| CMA1b | 320.1 | 500 | 176.7 | 260 |
| CMA2a | 323.4 | 500 | 169.5 | 260 |
| CMA3a | 311.3 | 500 | 171.0 | 260 |
| CMA4a | 312.5 | 500 | 171.2 | 260 |
| CMA5a | 332.0 | 500 | 181.0 | 260 |
| MA1e | 325.1 | 500 | 173.4 | 260 |
| MA1w | 325.1 | 500 | 173.4 | 260 |



Appendix 4.2

Copies of Calibration Certificates



TISCH ENVIRONMENTAL, INC.
145 SOUTH MIAMI AVE.
VILLAGE OF CLEVELAND, OH 45002
513.467.9000
877.263.7610 TOLL FREE
513.467.9009 FAX
WWW.TISCH-ENV.COM

AIR POLLUTION MONITORING EQUIPMENT

ORIFICE TRANSFER STANDARD CERTIFICATION WORKSHEET TE-5025A

Date - Jul 11, 2011 Rootmeter S/N 0438320 Ta (K) - 298
Operator Tisch Orifice I.D. - 0005 Pa (mm) - 749.3

| PLATE OR Run # | VOLUME START (m3) | VOLUME STOP (m3) | DIFF VOLUME (m3) | DIFF TIME (min) | METER DIFF Hg (mm) | ORFICE DIFF H2O (in.) |
|----------------------|-------------------------|------------------------|------------------------|-----------------------|-----------------------------|--------------------------------|
| 1 | NA | NA | 1.00 | 1.3710 | 3.2 | 2.00 |
| 2 | NA | NA | 1.00 | 0.9730 | 6.4 | 4.00 |
| 3 | NA | NA | 1.00 | 0.8690 | 7.9 | 5.00 |
| 4 | NA | NA | 1.00 | 0.8300 | 8.8 | 5.50 |
| 5 | NA | NA | 1.00 | 0.6860 | 12.8 | 8.00 |

DATA TABULATION

| Vstd | (x axis) Qstd | (y axis) | | Va | (x axis) Qa | (y axis) |
|------------------------------------|------------------|----------|--|---------------------------|----------------|----------|
| 0.9817 | 0.7160 | 1.4042 | | 0.9957 | 0.7263 | 0.8919 |
| 0.9775 | 1.0046 | 1.9859 | | 0.9915 | 1.0190 | 1.2613 |
| 0.9754 | 1.1225 | 2.2203 | | 0.9894 | 1.1385 | 1.4101 |
| 0.9743 | 1.1739 | 2.3286 | | 0.9882 | 1.1907 | 1.4790 |
| 0.9690 | 1.4126 | 2.8084 | | 0.9829 | 1.4328 | 1.7837 |
| Qstd slope (m) = 2.01593 | | | | Qa slope (m) = 1.26234 | | |
| intercept (b) = -0.03978 | | | | intercept (b) = -0.02526 | | |
| coefficient (r) = 0.99999 | | | | coefficient (r) = 0.99999 | | |
| y axis = SQRT[H2O(Pa/760)(298/Ta)] | | | | y axis = SQRT[H2O(Ta/Pa)] | | |

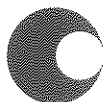
CALCULATIONS

Vstd = Diff. Vol [(Pa-Diff. Hg)/760] (298/Ta)
Qstd = Vstd/Time

Va = Diff Vol [(Pa-Diff Hg)/Pa]
Qa = Va/Time

For subsequent flow rate calculations:

Qstd = 1/m{ [SQRT(H2O(Pa/760)(298/Ta))] - b}
Qa = 1/m{ [SQRT H2O(Ta/Pa)] - b}



Calibration Certificate

Certificate No. 13784

Page 1 of 4 Pages

Customer : Lam Geotechnics Limited

Address : 11/F., Centre Point, 181-185 Gloucester Road, Wanchai, Hong Kong

Order No. : Q11569

Date of receipt : 6-Jul-11

Item Tested

Description : Sound Level Meter

Manufacturer : B&K

Model : 2250

Serial No. : 2722311

Test Conditions

Date of Test : 6-Jul-11

Supply Voltage : --

Ambient Temperature : $(23 \pm 3)^{\circ}\text{C}$

Relative Humidity : $(50 \pm 25) \%$

Test Specifications

Calibration check.

Ref. Document/Procedure: Z01.

Test Results

All results were within the IEC 651 Type 1, IEC 804 Type 1 & IEC 1260 Class 1 specification.


The results are shown in the attached page(s).


Main Test equipment used:

| Equipment No. | Description | Cert. No. | Traceable to |
|---------------|--------------------------|-----------|---------------------|
| S017 | Multi-Function Generator | C101623 | SCL-HKSAR |
| S024 | Sound Level Calibrator | 04062 | NIM-PRC & SCL-HKSAR |

The values given in this Calibration Certificate only relate to the values measured at the time of the test and any uncertainties quoted will not include allowance for the equipment long term drift, variations with environmental changes, vibration and shock during transportation, overloading, mis-handling, or the capability of any other laboratory to repeat the measurement. Hong Kong Calibration Ltd. shall not be liable for any loss or damage resulting from the use of the equipment.

The test equipment used for calibration are traceable to International System of Units (SI).
The test results apply to the above Unit-Under-Test only

Calibrated by : 
P. F. Wong

Approved by : 
Dorothy Cheuk

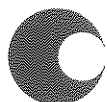
This Certificate is issued by:

Hong Kong Calibration Ltd.

Unit 8B, 24/F., Well Fung Industrial Centre, No. 58-76, Ta Chuen Ping Street, Kwai Chung, NT, Hong Kong.

Tel: 2425 8801 Fax: 2425 8646

Date: 6-Jul-11



Calibration Certificate

Certificate No. **13784**

Page 2 of 4 Pages

Results :

1. SPL

| UUT Setting | | | | Applied Value (dB) | UUT Reading (dB) |
|-------------|------------|----------------|--------------|--------------------|------------------|
| Range | Freq. Wgt. | Time Const. | Center Freq. | | |
| 20 - 140 | A (SPL) | Fast | -- | 94.0 | 93.9 |
| | | Slow | -- | | 93.9 |
| | C (SPL) | Fast | -- | 94.0 | 93.9 |
| | A (SPL) | Fast | -- | 114.0 | 113.8 |
| | | Slow | -- | | 113.8 |
| | C (SPL) | Fast | -- | 114.0 | 113.8 |
| | -- | 1/1 – Oct/Fast | 1 kHz | 94.0 | 93.8 |
| | | | | 114.0 | 113.7 |
| | -- | 1/3 – Oct/Fast | 1 kHz | 94.0 | 93.7 |
| | | | | 114.0 | 113.6 |

IEC 651 Type 1 Spec. : ± 0.7 dB

Uncertainty : ± 0.1 dB

2. Level Stability : 0.0 dB

IEC 651 Type 1 Spec. : ± 0.3 dB

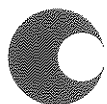
Uncertainty : ± 0.01 dB

3. Linearity

Differential level linearity

| UUT Range (dB) | Applied Value (dB) | UUT Rdg (dB) | Variation (dB) | IEC 651 Type 1 Spec. |
|----------------|--------------------|--------------|----------------|----------------------|
| 20~140 | 84.0 | 83.9 | 0.0 | ± 0.4 dB |
| | 94.0 | 93.9 (Ref.) | -- | |
| | 95.0 | 95.0 | +0.1 | ± 0.2 dB |

Uncertainty : ± 0.1 dB



Calibration Certificate

Certificate No. 13784

Page 3 of 4 Pages

4. Frequency Weighting

A weighting


| Frequency | Attenuation (dB) | IEC 651 Type 1 Spec. |
|-----------|------------------|------------------------------------|
| 31.5 Hz | -39.8 | - 39.4 dB, ± 1.5 dB |
| 63 Hz | -26.5 | - 26.2 dB, ± 1.5 dB |
| 125 Hz | -16.5 | - 16.1 dB, ± 1 dB |
| 250 Hz | -9.0 | - 8.6 dB, ± 1 dB |
| 500 Hz | -3.5 | - 3.2 dB, ± 1 dB |
| 1 kHz | 0.0 (Ref) | 0 dB, ± 1 dB |
| 2 kHz | +1.1 | + 1.2 dB, ± 1 dB |
| 4 kHz | +1.1 | + 1.0 dB, ± 1 dB |
| 8 kHz | -1.3 | - 1.1 dB, + 1.5 dB \sim -3 dB |
| 16 kHz | -5.9 | - 6.6 dB, + 3 dB \sim - ∞ |

Uncertainty : ± 0.1 dB

5. Time Averaging

| Applied Burst duty Factor | Applied Leq Value (dB) | UUT Reading (dB) | IEC 804 Type 1 Spec. |
|---------------------------|------------------------|------------------|----------------------|
| continuous | 40.0 | -- | -- |
| 1/10 | 40.0 | 40.1 | ± 0.5 dB |
| 1/10 ² | 40.0 | 40.0 | |
| 1/10 ³ | 40.0 | 40.0 | ± 1.0 dB |
| 1/10 ⁴ | 40.0 | 40.0 | |

Uncertainty : ± 0.1 dB



Calibration Certificate

Certificate No. 13784

Page 4 of 4 Pages

6. Filter Characteristics

6.1 1/1 – Octave Filter

| Frequency | Attenuation (dB) | IEC 1260 Class 1 Spec. (dB) |
|-------------|------------------|-----------------------------|
| 125 Hz | -64.2 | < - 61 |
| 250 Hz | -44.9 | < - 42 |
| 500 Hz | -21.1 | < - 17.5 |
| 707 Hz | -3.8 | - 2 ~ - 5 |
| 1 kHz (Ref) | -- | -- |
| 1.414 kHz | -3.6 | - 2 ~ - 5 |
| 2 kHz | -20.9 | < - 17.5 |
| 4 kHz | -56.0 | < - 42 |
| 8 kHz | -86.0 | < - 61 |

Uncertainty : ± 0.25 dB

6.2 1/3 – Octave Filter

| Frequency | Attenuation (dB) | IEC 1260 Class 1 Spec.(dB) |
|-------------|------------------|----------------------------|
| 326 Hz | -64.9 | < - 61 |
| 530 Hz | -48.1 | < - 42 |
| 772 Hz | -23.6 | < - 17.5 |
| 891 Hz | -3.9 | + 0.3 ~ - 5.0 |
| 1 kHz (Ref) | -- | -- |
| 1.122 kHz | -3.9 | + 0.3 ~ - 5.0 |
| 1.296 kHz | -23.7 | < - 17.5 |
| 1.887 kHz | -48.8 | < - 42 |
| 3.070 kHz | -70.4 | < - 61 |

Uncertainty : ± 0.25 dB

Remarks : 1. UUT : Unit-Under-Test

2. The uncertainty claimed is for a confidence probability of not less than 95%.

3. Atmospheric pressure : 996 hPa.

----- END -----



Calibration Certificate

Certificate No. 13813

Page 1 of 4 Pages

Customer : Lam Geotechnics Limited

Address : 11/F., Centre Point, 181-185 Gloucester Road, Wanchai, Hong Kong

Order No. : Q11569

Date of receipt : 7-Jul-11

Item Tested

Description : Sound Level Meter

Manufacturer : B&K

Model : 2250

Serial No. : 2722310

Test Conditions

Date of Test : 8-Jul-11

Supply Voltage : --

Ambient Temperature : (23 ± 3)°C

Relative Humidity : (50 ± 25) %

Test Specifications

Calibration check.

Ref. Document/Procedure: Z01.

Test Results

All results were within the IEC 651 Type 1, IEC 804 Type 1 & IEC 1260 Class 1 specification.

The results are shown in the attached page(s).

Main Test equipment used:

| <u>Equipment No.</u> | <u>Description</u> | <u>Cert. No.</u> | <u>Traceable to</u> |
|----------------------|--------------------------|------------------|---------------------|
| S017A | Multi-Function Generator | 07279 | SCL-HKSAR |
| S024 | Sound Level Calibrator | 04062 | NIM-PRC & SCL-HKSAR |

The values given in this Calibration Certificate only relate to the values measured at the time of the test and any uncertainties quoted will not include allowance for the equipment long term drift, variations with environmental changes, vibration and shock during transportation, overloading, mis-handling, or the capability of any other laboratory to repeat the measurement. Hong Kong Calibration Ltd. shall not be liable for any loss or damage resulting from the use of the equipment.

The test equipment used for calibration are traceable to International System of Units (SI).

The test results apply to the above Unit-Under-Test only

Calibrated by : 

P. F. Wong

Approved by : 

Dorothy Cheuk

Date: 8-Jul-11


This Certificate is issued by:

Hong Kong Calibration Ltd.

Unit 8B, 24/F., Well Fung Industrial Centre, No. 58-76, Ta Chuen Ping Street, Kwai Chung, NT, Hong Kong.

Tel: 2425 8801 Fax: 2425 8646

The copyright of this certificate is owned by Hong Kong Calibration Ltd.. It may not be reproduced except in full.



Calibration Certificate

Certificate No. 13813

Page 2 of 4 Pages

Results :

1. SPL

| UUT Setting | | | | Applied Value (dB) | UUT Reading (dB) |
|-------------|------------|----------------|--------------|--------------------|------------------|
| Range | Freq. Wgt. | Time Const. | Center Freq. | | |
| 20 - 140 | A (SPL) | Fast | -- | 94.0 | 93.8 |
| | | Slow | -- | | 93.8 |
| | C (SPL) | Fast | -- | 94.0 | 93.9 |
| | A (SPL) | Fast | -- | 114.0 | 113.7 |
| | | Slow | -- | | 113.7 |
| | C (SPL) | Fast | -- | 114.0 | 113.7 |
| | -- | 1/1 – Oct/Fast | 1 kHz | 94.0 | 93.8 |
| | | | | 114.0 | 113.7 |
| | -- | 1/3 – Oct/Fast | 1 kHz | 94.0 | 93.8 |
| | | | | 114.0 | 113.7 |

IEC 651 Type 1 Spec. : ± 0.7 dB

Uncertainty : ± 0.2 dB

2. Level Stability : 0.0 dB

IEC 651 Type 1 Spec. : ± 0.3 dB


Uncertainty : ± 0.01 dB

3. Linearity

Differential level linearity

| UUT Range (dB) | Applied Value (dB) | UUT Rdg (dB) | Variation (dB) | IEC 651 Type 1 Spec. |
|----------------|--------------------|--------------|----------------|----------------------|
| 120 | 84.0 | 83.8 | 0.0 | ± 0.4 dB |
| | 94.0 | 93.8 (Ref.) | -- | |
| | 95.0 | 94.8 | 0.0 | ± 0.2 dB |

Uncertainty : ± 0.1 dB



Calibration Certificate

Certificate No. 13813

Page 3 of 4 Pages

4. Frequency Weighting

A weighting

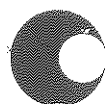
| Frequency | Attenuation (dB) | IEC 651 Type 1 Spec. |
|-----------|------------------|-----------------------------------|
| 31.5 Hz | -39.9 | - 39.4 dB, ± 1.5 dB |
| 63 Hz | -26.6 | - 26.2 dB, ± 1.5 dB |
| 125 Hz | -16.5 | - 16.1 dB, ± 1 dB |
| 250 Hz | -9.0 | - 8.6 dB, ± 1 dB |
| 500 Hz | -3.5 | - 3.2 dB, ± 1 dB |
| 1 kHz | 0.0 (Ref) | 0 dB, ± 1 dB |
| 2 kHz | +1.4 | + 1.2 dB, ± 1 dB |
| 4 kHz | +1.2 | + 1.0 dB, ± 1 dB |
| 8 kHz | -1.2 | - 1.1 dB, + 1.5 dB \sim -3 dB |
| 16 kHz | -5.8 | - 6.6 dB, + 3 dB \sim $-\infty$ |

Uncertainty : ± 0.1 dB

5. Time Averaging

| Applied Burst duty Factor | Applied Leq Value (dB) | UUT Reading (dB) | IEC 804 Type 1 Spec. |
|---------------------------|------------------------|------------------|----------------------|
| continuous | 40.0 | -- | -- |
| 1/10 | 40.0 | 40.0 | ± 0.5 dB |
| 1/10 ² | 40.0 | 39.9 | |
| 1/10 ³ | 40.0 | 40.0 | ± 1.0 dB |
| 1/10 ⁴ | 40.0 | 40.0 | |

Uncertainty : ± 0.1 dB



Calibration Certificate

Certificate No. 13813

Page 4 of 4 Pages

6. Filter Characteristics

6.1 1/1 – Octave Filter

| Frequency | Attenuation (dB) | IEC 1260 Class 1 Spec. (dB) |
|-------------|------------------|-----------------------------|
| 125 Hz | -64.2 | < - 61 |
| 250 Hz | -44.9 | < - 42 |
| 500 Hz | -21.0 | < - 17.5 |
| 707 Hz | -3.8 | - 2 ~ - 5 |
| 1 kHz (Ref) | -- | -- |
| 1.414 kHz | -3.5 | - 2 ~ - 5 |
| 2 kHz | -20.8 | < - 17.5 |
| 4 kHz | -55.9 | < - 42 |
| 8 kHz | -85.7 | < - 61 |

Uncertainty : ± 0.25 dB

6.2 1/3 – Octave Filter

| Frequency | Attenuation (dB) | IEC 1260 Class 1 Spec.(dB) |
|-------------|------------------|----------------------------|
| 326 Hz | -63.6 | < - 61 |
| 530 Hz | -47.9 | < - 42 |
| 772 Hz | -23.5 | < - 17.5 |
| 891 Hz | -3.7 | + 0.3 ~ - 5.0 |
| 1 kHz (Ref) | -- | -- |
| 1.122 kHz | -3.6 | + 0.3 ~ - 5.0 |
| 1.296 kHz | -23.4 | < - 17.5 |
| 1.887 kHz | -48.1 | < - 42 |
| 3.070 kHz | -69.8 | < - 61 |

Uncertainty : ± 0.25 dB

Remarks : 1. UUT : Unit-Under-Test

2. The uncertainty claimed is for a confidence probability of not less than 95%.

3. Atmospheric pressure : 1 000 hPa.

----- END -----



Lam Geotechnics Limited

Calibration Data for High Volume Sampler (TSP Sampler)

Location : MA1w

Equipment no. : EL080

Calibration Date : 17-Apr-12

Calibration Due Date : 17-Jun-12

CALIBRATION OF CONTINUOUS FLOW RECORDER

| Ambient Condition | | | |
|--------------------|-----|--------|-----------------|
| Temperature, T_a | 298 | Kelvin | Pressure, P_a |
| | | | 1015 mmHg |

| Orifice Transfer Standard Information | | | | | |
|---------------------------------------|-----------|--|---------|------------------|----------|
| Equipment No. | EL086 | Slope, m_c | 2.01593 | Intercept, b_c | -0.03978 |
| Last Calibration Date | 11-Jul-11 | $\left(H \times P_a / 1013.3 \times 298 / T_a \right)^{1/2}$ $= m_c \times Q_{std} + b_c$ | | | |
| Next Calibration Date | 11-Jul-12 | | | | |

| Calibration of RSP | | | | | | |
|--------------------|-------------------|--------|--------------|---|--------------------------------------|---|
| Calibration Point | Manometer Reading | | | Q _{std} (m ³ / min.) | Continuous Flow Recorder, W (CFM) | IC (W(P _a /1013.3x298/T _a) ^{1/2} /35.31) |
| | (up) | (down) | (difference) | X-axis | | Y-axis |
| 1 | 6.1 | 6.1 | 12.2 | 1.7538 | 55 | 55.0461 |
| 2 | 5.0 | 5.0 | 10.0 | 1.5897 | 46 | 46.0386 |
| 3 | 3.7 | 3.7 | 7.4 | 1.3703 | 40 | 40.0335 |
| 4 | 2.4 | 2.4 | 4.8 | 1.1074 | 26 | 26.0218 |
| 5 | 1.5 | 1.5 | 3.0 | 0.8796 | 17 | 17.0143 |

By Linear Regression of Y on X

Slope, m = 43.0956 Intercept, b = -20.9244

Correlation Coefficient* = 0.9964

Calibration Accepted = Yes/No**

* if Correlation Coefficient < 0.990, check and recalibration again.

** Delete as appropriate.

Remarks : _____

Calibrated by : Sam Lam

Date : 17-Apr-12

Checked by : Derek Lo

Date : 17-Apr-12



Lam Geotechnics Limited

Calibration Data for High Volume Sampler (TSP Sampler)

Location : MA1e

Equipment no. : EL455

Calibration Date : 17-Apr-12

Calibration Due Date : 17-Jun-12

CALIBRATION OF CONTINUOUS FLOW RECORDER

| Ambient Condition | | | |
|-----------------------------|-----|--------|--------------------------|
| Temperature, T _a | 298 | Kelvin | Pressure, P _a |
| | | | 1015 mmHg |

| Orifice Transfer Standard Information | | | | | |
|---------------------------------------|-----------|--|---------|---------------------------|----------|
| Equipment No. | EL086 | Slope, m _c | 2.01593 | Intercept, b _c | -0.03978 |
| Last Calibration Date | 11-Jul-11 | $\left(H \times P_a / 1013.3 \times 298 / T_a \right)^{1/2}$ $= m_c \times Q_{std} + b_c$ | | | |
| Next Calibration Date | 11-Jul-12 | | | | |

| Calibration of RSP | | | | | | |
|--------------------|-----------------------------|--------|--------------|---|--------------------------------------|---|
| Calibration Point | Manometer Reading | | | Q _{std} (m ³ / min.) X-axis | Continuous Flow Recorder, W (CFM) | IC (W(P _a /1013.3x298/T _a) ^{1/2} /35.31) Y-axis |
| | H (inches of water) (up) | (down) | (difference) | | | |
| 1 | 6.2 | 6.2 | 12.4 | 1.7680 | 61 | 61.0511 |
| 2 | 5.1 | 5.1 | 10.2 | 1.6053 | 52 | 52.0436 |
| 3 | 4.0 | 4.0 | 8.0 | 1.4239 | 43 | 43.0361 |
| 4 | 2.5 | 2.5 | 5.0 | 1.1299 | 30 | 30.0252 |
| 5 | 1.6 | 1.6 | 3.2 | 0.9078 | 21 | 21.0176 |

By Linear Regression of Y on X

Slope, m = 46.2523 Intercept, b = -21.7915

Correlation Coefficient* = 0.9984

Calibration Accepted = Yes/No**

* if Correlation Coefficient < 0.990, check and recalibration again.

** Delete as appropriate.

Remarks : _____

Calibrated by : Sam Lam

Date : 17-Apr-12

Checked by : Derek Lo

Date : 17-Apr-12



Lam Geotechnics Limited

Calibration Data for High Volume Sampler (TSP Sampler)

Location : CMA5a **Calibration Date** : 17-Apr-12
Equipment no. : EL380 **Calibration Due Date** : 17-Jun-12

CALIBRATION OF CONTINUOUS FLOW RECORDER

| Ambient Condition | | | | | | |
|-----------------------------|-----|--------|--------------------------|------|------|--|
| Temperature, T _a | 298 | Kelvin | Pressure, P _a | 1015 | mmHg | |

| Orifice Transfer Standard Information | | | | | |
|---------------------------------------|-----------|--|---------|---------------------------|----------|
| Equipment No. | EL086 | Slope, m _c | 2.01593 | Intercept, b _c | -0.03978 |
| Last Calibration Date | 11-Jul-11 | $\left(H \times P_a / 1013.3 \times 298 / T_a \right)^{1/2}$ $= m_c \times Q_{std} + b_c$ | | | |
| Next Calibration Date | 11-Jul-12 | | | | |

| Calibration of RSP | | | | | | |
|--------------------|-------------------|--------|--------------|---|--------------------------------------|---|
| Calibration Point | Manometer Reading | | | Q _{std} (m ³ / min.) X-axis | Continuous Flow Recorder, W (CFM) | IC (W(P _a /1013.3x298/T _a) ^{1/2} /35.31) Y-axis |
| | (up) | (down) | (difference) | | | |
| 1 | 6.1 | 6.1 | 12.2 | 1.7538 | 57 | 57.0478 |
| 2 | 4.9 | 4.9 | 9.8 | 1.5739 | 52 | 52.0436 |
| 3 | 3.7 | 3.7 | 7.4 | 1.3703 | 45 | 45.0377 |
| 4 | 2.4 | 2.4 | 4.8 | 1.1074 | 35 | 35.0293 |
| 5 | 1.5 | 1.5 | 3.0 | 0.8796 | 27 | 27.0226 |

By Linear Regression of Y on X

Slope, m = 34.9050 Intercept, b = -3.4321

Correlation Coefficient* = 0.9989

Calibration Accepted = Yes/No**

* if Correlation Coefficient < 0.990, check and recalibration again.

** Delete as appropriate.

Remarks : _____

Calibrated by : Sam Lam **Checked by** : Derek Lo
Date : 17-Apr-12 **Date** : 17-Apr-12



Lam Geotechnics Limited

Calibration Data for High Volume Sampler (TSP Sampler)

Location : CMA4a

Equipment no. : EL390

Calibration Date : 17-Apr-12

Calibration Due Date : 17-Jun-12

CALIBRATION OF CONTINUOUS FLOW RECORDER

| Ambient Condition | | | |
|-----------------------------|-----|--------|--------------------------|
| Temperature, T _a | 528 | Kelvin | Pressure, P _a |
| | | | 1015 mmHg |

| Orifice Transfer Standard Information | | | | | |
|---------------------------------------|-----------|--|---------|---------------------------|----------|
| Equipment No. | EL086 | Slope, m _c | 2.01593 | Intercept, b _c | -0.03978 |
| Last Calibration Date | 11-Jul-11 | $\left(H \times P_a / 1013.3 \times 298 / T_a \right)^{1/2}$ $= m_c \times Q_{std} + b_c$ | | | |
| Next Calibration Date | 11-Jul-12 | | | | |

| Calibration of RSP | | | | | | |
|--------------------|-----------------------------|--------|--------------|---|--------------------------------------|---|
| Calibration Point | Manometer Reading | | | Q _{std} (m ³ / min.) X-axis | Continuous Flow Recorder, W (CFM) | IC (W(P _a /1013.3x298/T _a) ^{1/2} /35.31) Y-axis |
| | H (inches of water) (up) | (down) | (difference) | | | |
| 1 | 6.0 | 6.0 | 12.0 | 1.3118 | 60 | 45.1135 |
| 2 | 4.9 | 4.9 | 9.8 | 1.1873 | 53 | 39.8502 |
| 3 | 3.6 | 3.6 | 7.2 | 1.0205 | 44 | 33.0832 |
| 4 | 2.4 | 2.4 | 4.8 | 0.8369 | 35 | 26.3162 |
| 5 | 1.4 | 1.4 | 2.8 | 0.6438 | 27 | 20.3011 |

By Linear Regression of Y on X

Slope, m = 37.3022 Intercept, b = -4.3719

Correlation Coefficient* = 0.9982

Calibration Accepted = Yes/No**

* if Correlation Coefficient < 0.990, check and recalibration again.

** Delete as appropriate.

Remarks : _____

Calibrated by : Sam Lam

Date : 17-Apr-12

Checked by : Derek Lo

Date : 17-Apr-12



Lam Geotechnics Limited

Calibration Data for High Volume Sampler (TSP Sampler)

Location : CMA3a **Calibration Date** : 17-Apr-12
Equipment no. : EL888 **Calibration Due Date** : 17-Jun-12

CALIBRATION OF CONTINUOUS FLOW RECORDER

| Ambient Condition | | | | | | |
|-----------------------------|-----|--------|--------------------------|------|------|--|
| Temperature, T _a | 298 | Kelvin | Pressure, P _a | 1015 | mmHg | |

| Orifice Transfer Standard Information | | | | | |
|---------------------------------------|-----------|---|---------|---------------------------|----------|
| Equipment No. | EL086 | Slope, m _c | 2.01593 | Intercept, b _c | -0.03978 |
| Last Calibration Date | 11-Jul-11 | $(H \times P_a / 1013.3 \times 298 / T_a)^{1/2}$ $= m_c \times Q_{std} + b_c$ | | | |
| Next Calibration Date | 11-Jul-12 | | | | |

| Calibration of RSP | | | | | | |
|--------------------|-------------------|--------|--------------|---|--------------------------------------|---|
| Calibration Point | Manometer Reading | | | Q _{std} (m ³ / min.) X-axis | Continuous Flow Recorder, W (CFM) | IC (W(P _a /1013.3x298/T _a) ^{1/2} /35.31) Y-axis |
| | (up) | (down) | (difference) | | | |
| 1 | 5.8 | 5.8 | 11.6 | 1.7106 | 47 | 47.0394 |
| 2 | 4.6 | 4.6 | 9.2 | 1.5256 | 41 | 41.0344 |
| 3 | 3.7 | 3.7 | 7.4 | 1.3703 | 35 | 35.0293 |
| 4 | 2.4 | 2.4 | 4.8 | 1.1074 | 24 | 24.0201 |
| 5 | 1.5 | 1.5 | 3.0 | 0.8796 | 14 | 14.0117 |

By Linear Regression of Y on X

Slope, m = 40.1015 Intercept, b = -20.6552

Correlation Coefficient* = 0.9985

Calibration Accepted = Yes/No**

* if Correlation Coefficient < 0.990, check and recalibration again.

** Delete as appropriate.

Remarks : _____

Calibrated by : Sam Lam **Checked by** : Derek Lo
Date : 17-Apr-12 **Date** : 17-Apr-12



Lam Geotechnics Limited

Calibration Data for High Volume Sampler (TSP Sampler)

Location : CMA2a Calibration Date : 17-Apr-12
 Equipment no. : EL449 Calibration Due Date : 17-Jun-12

CALIBRATION OF CONTINUOUS FLOW RECORDER

| Ambient Condition | | | | | | |
|-----------------------------|-----|--------|--------------------------|------|------|--|
| Temperature, T _a | 298 | Kelvin | Pressure, P _a | 1015 | mmHg | |

| Orifice Transfer Standard Information | | | | | |
|---------------------------------------|-----------|--|---------|---------------------------|----------|
| Equipment No. | EL086 | Slope, m _c | 2.01593 | Intercept, b _c | -0.03978 |
| Last Calibration Date | 11-Jul-11 | $\left(H \times P_a / 1013.3 \times 298 / T_a \right)^{1/2}$ $= m_c \times Q_{std} + b_c$ | | | |
| Next Calibration Date | 11-Jul-12 | | | | |

| Calibration of RSP | | | | | | |
|--------------------|-------------------|--------|--------------|---|--------------------------------------|---|
| Calibration Point | Manometer Reading | | | Q _{std} (m ³ / min.) X-axis | Continuous Flow Recorder, W (CFM) | IC (W(P _a /1013.3x298/T _a) ^{1/2} /35.31) Y-axis |
| | (up) | (down) | (difference) | | | |
| 1 | 6.2 | 6.2 | 12.4 | 1.7680 | 52 | 52.0436 |
| 2 | 5.1 | 5.1 | 10.2 | 1.6053 | 44 | 44.0369 |
| 3 | 4.0 | 4.0 | 8.0 | 1.4239 | 37 | 37.0310 |
| 4 | 2.5 | 2.5 | 5.0 | 1.1299 | 26 | 26.0218 |
| 5 | 1.5 | 1.5 | 3.0 | 0.8796 | 14 | 14.0117 |

By Linear Regression of Y on X

Slope, m = 41.6997 Intercept, b = -22.1386

Correlation Coefficient* = 0.9988

Calibration Accepted = Yes/No**

* if Correlation Coefficient < 0.990, check and recalibration again.

** Delete as appropriate.

Remarks : _____

Calibrated by : Sam Lam Checked by : Derek Lo

Date : 17-Apr-12 Date : 17-Apr-12



Lam Geotechnics Limited

Calibration Data for High Volume Sampler (TSP Sampler)

Location : CMA1b

Equipment no. : EL452

Calibration Date : 17-Apr-12

Calibration Due Dat : 17-Jun-12

CALIBRATION OF CONTINUOUS FLOW RECORDER

| Ambient Condition | | | |
|-----------------------------|-----|--------|--------------------------|
| Temperature, T _a | 298 | Kelvin | Pressure, P _a |
| | | | 1015 mmHg |

| Orifice Transfer Standard Information | | | | | |
|---------------------------------------|-----------|--|---------|---------------------------|----------|
| Equipment No. | EL086 | Slope, m _c | 2.01593 | Intercept, b _c | -0.03978 |
| Last Calibration Date | 11-Jul-11 | $\left(H \times P_a / 1013.3 \times 298 / T_a \right)^{1/2}$ $= m_c \times Q_{std} + b_c$ | | | |
| Next Calibration Date | 11-Jul-12 | | | | |

| Calibration of RSP | | | | | | |
|--------------------|-------------------|--------|--------------|---|--------------------------------------|---|
| Calibration Point | Manometer Reading | | | Q _{std} (m ³ / min.) X-axis | Continuous Flow Recorder, W (CFM) | IC (W(P _a /1013.3x298/T _a) ^{1/2} /35.31) Y-axis |
| | (up) | (down) | (difference) | | | |
| 1 | 6.0 | 6.0 | 12.0 | 1.7395 | 62 | 62.0520 |
| 2 | 5.0 | 5.0 | 10.0 | 1.5897 | 54 | 54.0453 |
| 3 | 3.9 | 3.9 | 7.8 | 1.4063 | 47 | 47.0394 |
| 4 | 2.5 | 2.5 | 5.0 | 1.1299 | 36 | 36.0302 |
| 5 | 1.5 | 1.5 | 3.0 | 0.8796 | 25 | 25.0210 |

By Linear Regression of Y on X

Slope, m = 42.1038 Intercept, b = -11.9605

Correlation Coefficient* = 0.9990

Calibration Accepted = Yes/No**

* if Correlation Coefficient < 0.990, check and recalibration again.

** Delete as appropriate.

Remarks : _____

Calibrated by : Sam Lam

Date : 17-Apr-12

Checked by : _____

Date : 17-Apr-12



Calibration Certificate

Certificate No. 12889

Page 1 of 2 Pages

Customer : Lam Geotechnics Limited

Address : 11/F., Centre Point, 181-185 Gloucester Road, Wanchai, Hong Kong

Order No. : Q10982

Date of receipt : 25-May-11

Item Tested

Description : Sound Level Calibrator

Manufacturer : Rion

Model : NC-73

Serial No. : 10465798

Test Conditions

Date of Test : 26-May-11

Supply Voltage : --

Ambient Temperature : (23 ± 3)°C

Relative Humidity : (50 ± 25) %

Test Specifications

Calibration check.

Ref. Document/Procedure : F21, Z02.

Test Results

All results were within the manufacturer's specification after adjustment.

The results are shown in the attached page(s).

Main Test equipment used:


| <u>Equipment No.</u> | <u>Description</u> | <u>Cert. No.</u> | <u>Traceable to</u> |
|----------------------|------------------------|------------------|---------------------|
| S014 | Spectrum Analyzer | 03926 | NIM-PRC & SCL-HKSAR |
| S024 | Sound Level Calibrator | 04062 | NIM-PRC & SCL-HKSAR |
| S041 | Universal Counter | 04461 | SCL-HKSAR |
| S206 | Sound Level Meter | 04462 | SCL-HKSAR |

The values given in this Calibration Certificate only relate to the values measured at the time of the test and any uncertainties quoted will not include allowance for the equipment long term drift, variations with environmental changes, vibration and shock during transportation, overloading, mis-handling, or the capability of any other laboratory to repeat the measurement. Hong Kong Calibration Ltd. shall not be liable for any loss or damage resulting from the use of the equipment.

The test equipment used for calibration are traceable to International System of Units (SI).

The test results apply to the above Unit-Under-Test only

Calibrated by :


P. F. Wong

Approved by :


Alan Chu

Date: 26-May-11

This Certificate is issued by:

Hong Kong Calibration Ltd.

Unit 8B, 24/F., Well Fung Industrial Centre, No. 58-76, Ta Chuen Ping Street, Kwai Chung, NT, Hong Kong.

Tel: 2425 8801 Fax: 2425 8646

The copyright of this certificate is owned by Hong Kong Calibration Ltd.. It may not be reproduced except in full.



Calibration Certificate

Certificate No. 12889

Page 2 of 2 Pages

Results :

1. Level Accuracy (at 1 kHz)

| UUT Nominal Value | Measured Value | | Mfr's Spec. |
|-------------------|----------------|---------------|-------------|
| | Before Adjust. | After Adjust. | |
| 94 dB | *95.20 dB | 93.94 dB | ± 1 dB |

Uncertainty : ± 0.2 dB

2. Frequency Accuracy

| UUT Nominal Value | Measured Value | Mfr's Spec. |
|-------------------|----------------|-------------|
| 1 kHz | 0.994 kHz | ± 2 % |

Uncertainty : ± 0.1 %

3. Level Stability : 0.0 dB

Uncertainty : ± 0.01 dB

4. Total Harmonic Distortion : < 0.5 %

Mfr's Spec. : < 3 %

Uncertainty : ± 2.3 % of reading

Remark : 1. UUT : Unit-Under-Test

2. The uncertainty claimed is for a confidence probability of not less than 95%.

3. The above measured values are the mean of 3 measurement.

4. Atmospheric Pressure : 1 004 hPa

5. *Out of Specification

----- END -----



Appendix 5.1

Monitoring Schedules for Reporting Month and Coming Reporting Month

Contract No. HK/2011/07
Wan Chai Development Phase II and Central-Wan Chai Bypass
Sampling, Field Measurement and Testing Works (Stage2)

Environmental Monitoring Schedule
May 2012

| Sunday | Monday | Tuesday | Wednesday | Thursday | Friday | Saturday |
|---------------|---|---|--|----------------------|--|--|
| 29-Apr | 30-Apr Noise Monitoring 24hr TSP (CMA1b) | 1-May | 2-May 24hr TSP | 3-May 1hr TSP x 3 | 4-May | 5-May |
| 6-May | 7-May | 8-May 24hr TSP Noise Monitoring | 9-May 1hr TSP x 3 24hr TSP (CMA1b, CMA5a) | 10-May | 11-May | 12-May 24hr TSP |
| 13-May | 14-May 24hr TSP | 15-May 1hr TSP x 3 24hr TSP (MA1e) | 16-May Noise Monitoring | 17-May | 18-May Noise Monitoring (M7e, M7w) | 19-May 24hr TSP |
| 20-May | 21-May 1hr TSP x 3 | 22-May Noise Monitoring | 23-May | 24-May | 25-May 24hr TSP | 26-May 1hr TSP x 3 24hr TSP (CMA5a) |
| 27-May | 28-May | 29-May Noise Monitoring | 30-May | 31-May 24hr TSP | 1-Jun 1hr TSP x 3 | 2-Jun |

Contract No. HK/2011/07
Wan Chai Development Phase II and Central-Wan Chai Bypass
Sampling, Field Measurement and Testing Works (Stage2)

Tentative Environmental Monitoring Schedule
June 2012

| Sunday | Monday | Tuesday | Wednesday | Thursday | Friday | Saturday |
|--------|-------------|------------------------------|-------------|------------------------------|-------------|----------|
| 27-May | 28-May | 29-May | 30-May | 31-May | 1-Jun | 2-Jun |
| | | Noise Monitoring | | 24hr TSP | 1hr TSP x 3 | |
| 3-Jun | 4-Jun | 5-Jun | 6-Jun | 7-Jun | 8-Jun | 9-Jun |
| | | Noise Monitoring | 24hr TSP | 1hr TSP x 3 | | |
| 10-Jun | 11-Jun | 12-Jun | 13-Jun | 14-Jun | 15-Jun | 16-Jun |
| | | Noise Monitoring 24hr TSP | 1hr TSP x 3 | | | |
| 17-Jun | 18-Jun | 19-Jun | 20-Jun | 21-Jun | 22-Jun | 23-Jun |
| | 24hr TSP | 1hr TSP x 3 | | Noise Monitoring | 24hr TSP | |
| 24-Jun | 25-Jun | 26-Jun | 27-Jun | 28-Jun | 29-Jun | 30-Jun |
| | 1hr TSP x 3 | | | Noise Monitoring 24hr TSP | 1hr TSP x 3 | |

Remarks (Air)

1. Cut-off date is at the 27th of each reporting month.
2. Actual monitoring will subject to change due to any safety concern or adverse weather condition.
3. Air Quality Monitoring Stations corresponding to active contracts are sub-divided below
 - Contract HK/2009/01: CMA5a(Commenced and reported in Apr 2011)
 - Contract HK/2009/02: CMA4a (Commenced and reported in Feb 2011)
 - Contract HY/2009/17: CMA1b and CMA2a (Commenced on 17 Jun 2010)
 - Contract HY/2009/19: CMA1b and CMA2a (Commenced on 17 Jun 2010, To be reported in Monthly report on 11 Aug 2010) and CMA2a (Commenced on 12 May 2010, To be reported in Monthly report on 11 Aug 2010)

Due to the changing of land ownership at Oil Street Community Liaison Centre from Contractor to FEHD, the air quality monitoring at CMA1b was suspended on 18 September 2011. The pre installation of HVS at temporary FEHD depot was obtained from the premises owner on early November 2011 and TSP monitoring at CMA1b was resumed on 14 November 2011.

 - Contract HY/2009/15: CMA3a (Commenced and reported on 15 Mar 2011)
 - Contract HY/2009/19: MA1e and MA1w (Commenced and reported on 9 Sept 2010)

Remarks (Noise)

1. Cut-off date is at the 27th of each reporting month.
2. Actual monitoring will subject to change due to any safety concern or adverse weather condition.
3. Noise Quality Monitoring Stations corresponding to active contracts are sub-divided below
 - Contract HK/2009/01 and HK/2009/02: M1a (Commenced on 30 Mar 2010, To be reported in Monthly report on 6 July 2010)
 - Contract HY/2009/19: M4b, M5b (Commenced on 23 Mar 2010 when dredging work starts), M6(Commenced on 10 May 2010) and M3a (Commenced on 10 May 2010, To be reported in Monthly report on 10 Nov 2010)
 - Contract HY/2009/15: M2b(Commenced and reported on 10 Nov 2010) and M3a (Commenced on 10 May 2010, To be reported in Monthly report on 10 Nov 2010)
 - Contract HY/2009/18: M7e, M7w(Commenced on 30 Aug 2010)
4. Day time noise will be monitored for Leq(30min) during the period between 07:00 and 19:00 for active contract(s)



Appendix 5.2

Noise Monitoring Results and Graphical Presentations



Noise Monitoring Result

Day Time (0700 - 1900hrs on normal weekdays)

Location: M1a - Harbour Road Sports Centre

| Date | Time | Weather | Measurement Noise Level | | | Baseline Level | Construction Noise Level | Limit Level |
|-----------------------|-------|---------|-------------------------|------|------|----------------|--------------------------|-------------|
| | | | Leq | L10 | L90 | Leq | Leq | Leq |
| Unit: dB(A), (30-min) | | | | | | | | |
| 30/04/12 | 16:37 | Fine | 73.9 | 76.4 | 70.2 | 72 | 69 | 75 |
| 08/05/12 | 10:06 | Fine | 72.6 | 75.6 | 67.6 | 72 | 62 | 75 |
| 16/05/12 | 09:45 | Rainy | 74.4 | 76.8 | 70.4 | 72 | 70 | 75 |
| 22/05/12 | 11:20 | Sunny | 72.5 | 75.2 | 67.8 | 72 | 61 | 75 |

Location: M2b - Noon-day gun area

| Date | Time | Weather | Measurement Noise Level | | | Baseline Level | Construction Noise Level | | Limit Level |
|----------|-------|---------|-------------------------|------|------|----------------|--------------------------|-----|-------------|
| | | | Leq | L10 | L90 | Leq | | Leq | Leq |
| | | | Unit: dB(A), (30-min) | | | | | | |
| 30/04/12 | 08:00 | Fine | 68.3 | 69.7 | 66.6 | 68 | | 60 | 75 |
| 08/05/12 | 10:59 | Fine | 70.4 | 71.8 | 68.6 | 68 | | 67 | 75 |
| 16/05/12 | 13:50 | Fine | 69.6 | 70.9 | 67.9 | 68 | | 65 | 75 |
| 22/05/12 | 13:25 | Sunny | 69.8 | 71.2 | 68.1 | 68 | | 66 | 75 |

Location: M3a - Tung Lo Wan Fire Station

| Date | Time | Weather | Measurement Noise Level | | | Baseline Level | Construction Noise Level | Limit Level |
|-----------------------|-------|---------|-------------------------|------|------|----------------|--------------------------|-------------|
| | | | Leq | L10 | L90 | Leq | Leq | Leq |
| Unit: dB(A), (30-min) | | | | | | | | |
| 30/04/12 | 08:58 | Fine | 69.0 | 72.2 | 64.2 | 69 | 56 | 75 |
| 08/05/12 | 13:38 | Fine | 68.0 | 70.3 | 64.4 | 69 | 68 | 75 |
| 16/05/12 | 14:42 | Fine | 66.5 | 68.4 | 64.2 | 69 | 67 | 75 |
| 22/05/12 | 14:08 | Sunny | 69.2 | 69.6 | 64.5 | 69 | 59 | 75 |

Location: M4b - Victoria Centre

| Date | Time | Weather | Measurement Noise Level | | | Baseline Noise Level | Construction Noise Level | | Limit Level |
|----------------------|-------|---------|-------------------------|------|------|----------------------|--------------------------|-----|-------------|
| | | | Leq | L10 | L90 | Leq | Leq | Leq | |
| Unit: dB(A), (30min) | | | | | | | | | |
| 30/04/12 | 09:41 | Fine | 70.0 | 71.5 | 67.6 | 67 | 67 | 75 | |
| 08/05/12 | 13:00 | Fine | 71.5 | 73.4 | 65.5 | 67 | 69 | 75 | |
| 16/05/12 | 08:20 | Cloudy | 68.3 | 69.6 | 66.4 | 67 | 61 | 75 | |
| 22/05/12 | 15:00 | Sunny | 70.5 | 72.4 | 68.1 | 67 | 68 | 75 | |

Location: M5b - City Garden

| Date | Time | Weather | Measurement Noise Level | | | Baseline Level | Construction Noise Level | Limit Level |
|----------|-------|---------|-------------------------|------|------|----------------|--------------------------|-------------|
| | | | Leq | L10 | L90 | Leq | Leq | Leq |
| | | | Unit: dB(A), (30min) | | | | | |
| 30/04/12 | 13:00 | Fine | 71.2 | 72.3 | 69.7 | 68 | 68 | 75 |
| 08/05/12 | 14:30 | Fine | 71.7 | 73.0 | 70.2 | 68 | 69 | 75 |
| 16/05/12 | 16:50 | Fine | 72.1 | 72.8 | 71.0 | 68 | 70 | 75 |
| 22/05/12 | 16:45 | Sunny | 73.4 | 75.1 | 71.9 | 68 | 72 | 75 |

Location: M6 - HK Baptist Church Henrietta Secondary School

| Date | Time | Weather | Measurement Noise Level | | | Baseline Level | Construction Noise Level | | Limit Level |
|-----------------------|-------|---------|-------------------------|------|------|----------------|--------------------------|-----|-------------|
| | | | Leq | L10 | L90 | Leq | Leq | Leq | |
| Unit: dB(A), (30-min) | | | | | | | | | |
| 30/04/12 | 11:05 | Fine | 74.2 | 75.5 | 72.7 | 71 | 72 | | 70 |
| 08/05/12 | 15:28 | Fine | 73.3 | 74.7 | 71.4 | 71 | 70 | | 70 |
| 16/05/12 | 15:37 | Fine | 73.7 | 76.0 | 72.9 | 71 | 71 | | 70 |
| 22/05/12 | 15:55 | Sunny | 73.5 | 75.0 | 70.1 | 71 | 70 | | 70 |



Noise Monitoring Result

Day Time (0700 - 1900hrs on normal weekdays)

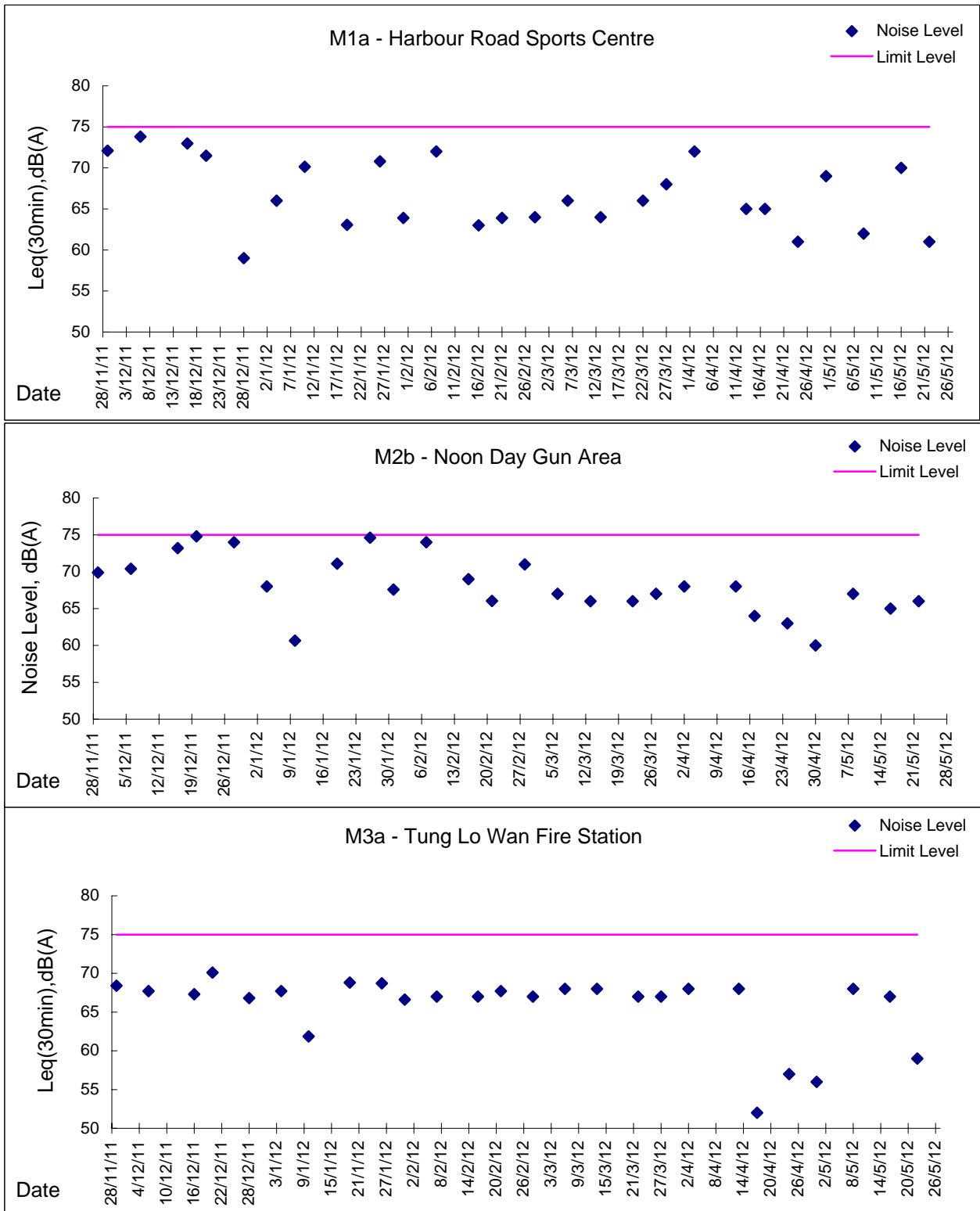
Location: M7e - International Finance Centre (Eastern End of Podium)

| Date | Time | Weather | Measurement Noise Level | | | Baseline Level | Construction Noise Level | | Limit Level |
|----------|-------|---------|-------------------------|------|------|----------------|--------------------------|-----|-------------|
| | | | Leq | L10 | L90 | Leq | Leq | Leq | |
| | | | Unit: dB(A), (30-min) | | | | | | |
| 30/04/12 | 15:34 | Fine | 76.7 | 81.0 | 70.5 | 67 | 76 | 75 | |
| 08/05/12 | 08:55 | Fine | 75.2 | 76.9 | 70.9 | 67 | 75 | 75 | |
| 18/05/12 | 14:45 | Rainy | 70.0 | 73.4 | 69.3 | 67 | 67 | 75 | |
| 22/05/12 | 09:55 | Sunny | 74.3 | 76.7 | 71.2 | 67 | 73 | 75 | |

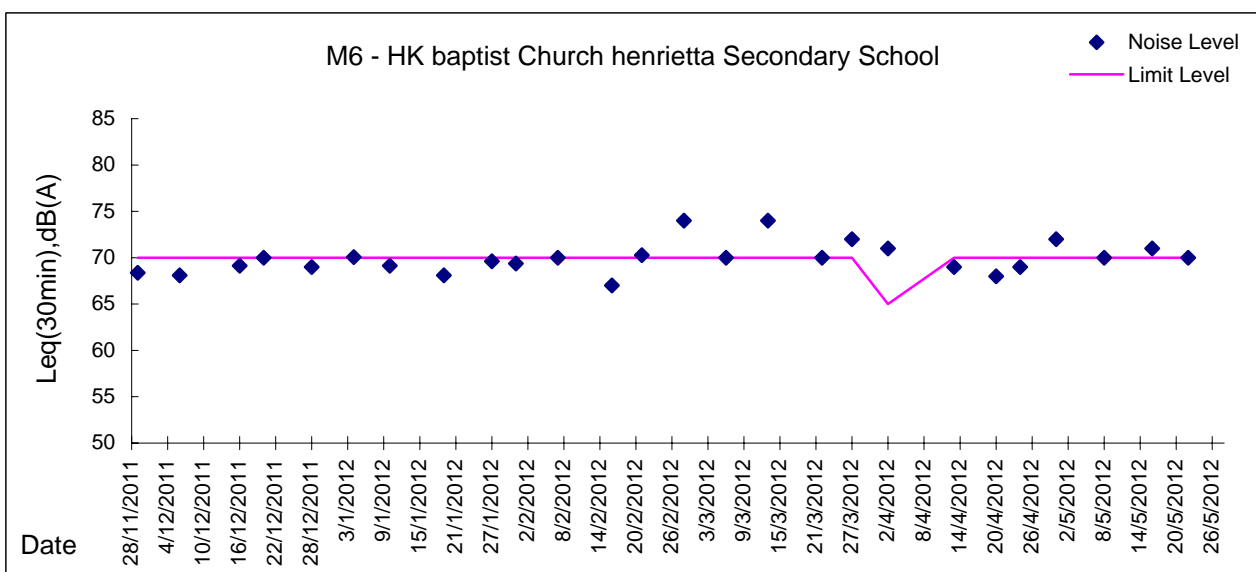
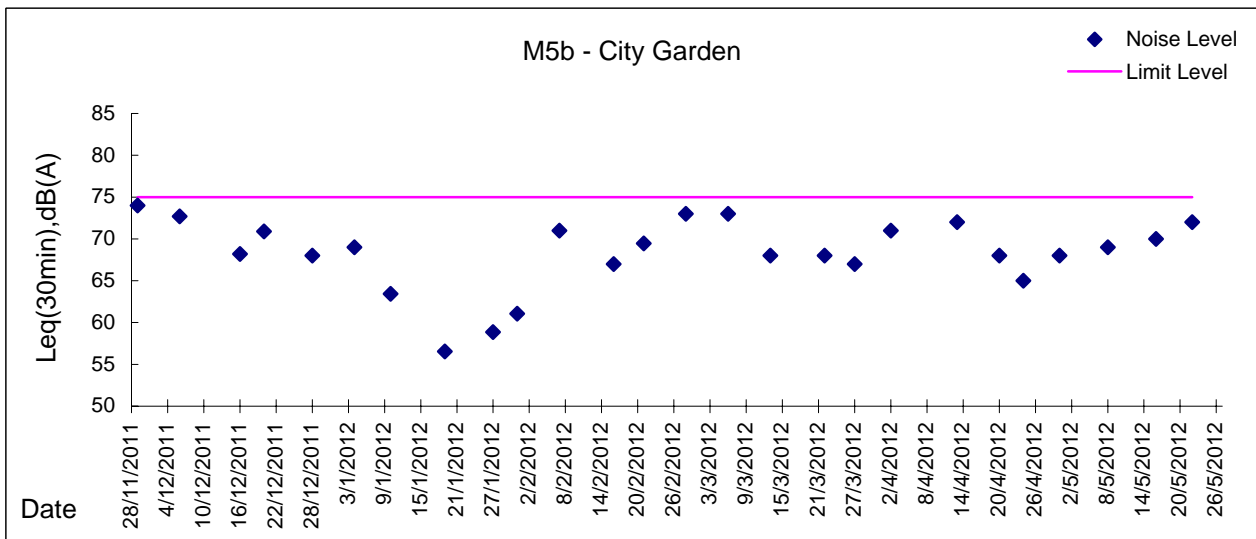
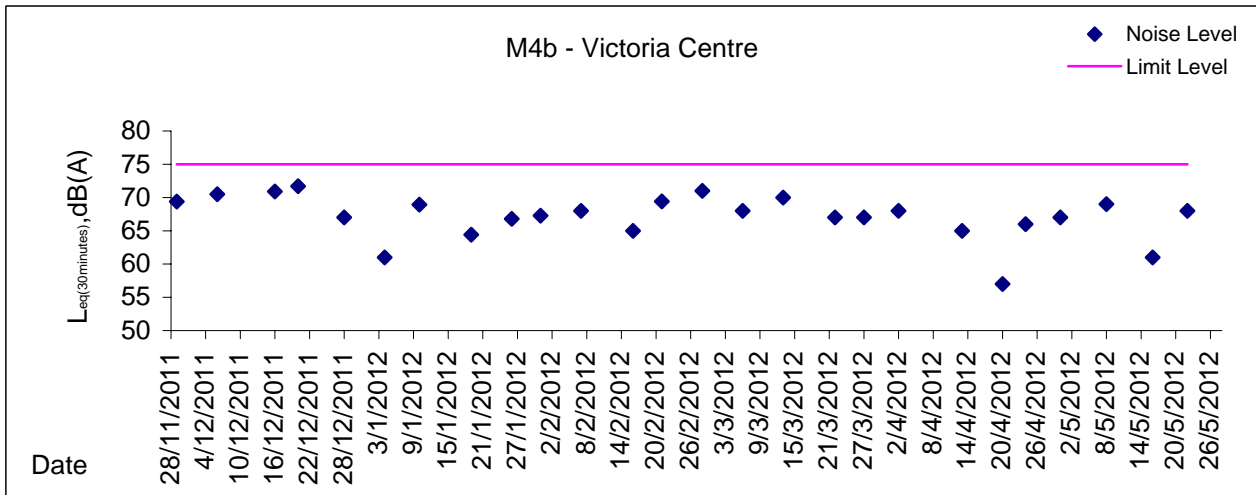
Location: M7w - International Finance Centre (Western End of Podium)

| Date | Time | Weather | Measurement Noise Level | | | Baseline Level | Construction Noise Level | | Limit Level |
|-----------------------|-------|---------|-------------------------|------|------|----------------|--------------------------|-----|-------------|
| | | | Leq | L10 | L90 | Leq | Leq | Leq | |
| Unit: dB(A), (30-min) | | | | | | | | | |
| 30/04/12 | 14:55 | Fine | 70.4 | 72.9 | 65.2 | 69 | 64 | 75 | |
| 08/05/12 | 08:20 | Fine | 66.4 | 67.5 | 63.6 | 69 | 66 | 75 | |
| 18/05/12 | 15:34 | Rainy | 73.9 | 77.4 | 65.1 | 69 | 72 | 75 | |
| 22/05/12 | 10:34 | Sunny | 71.4 | 74.1 | 66.5 | 69 | 67 | 75 | |

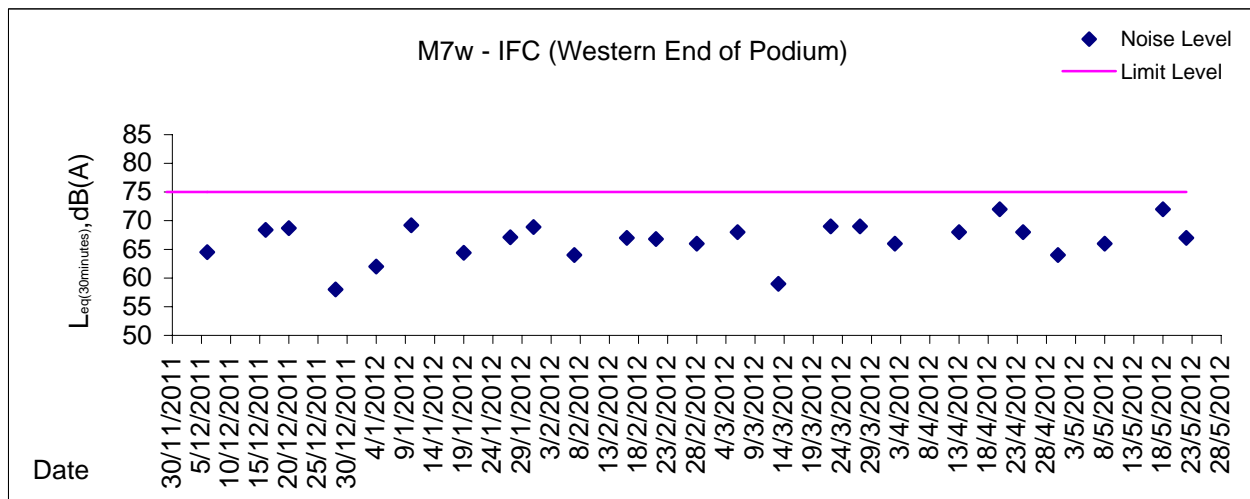
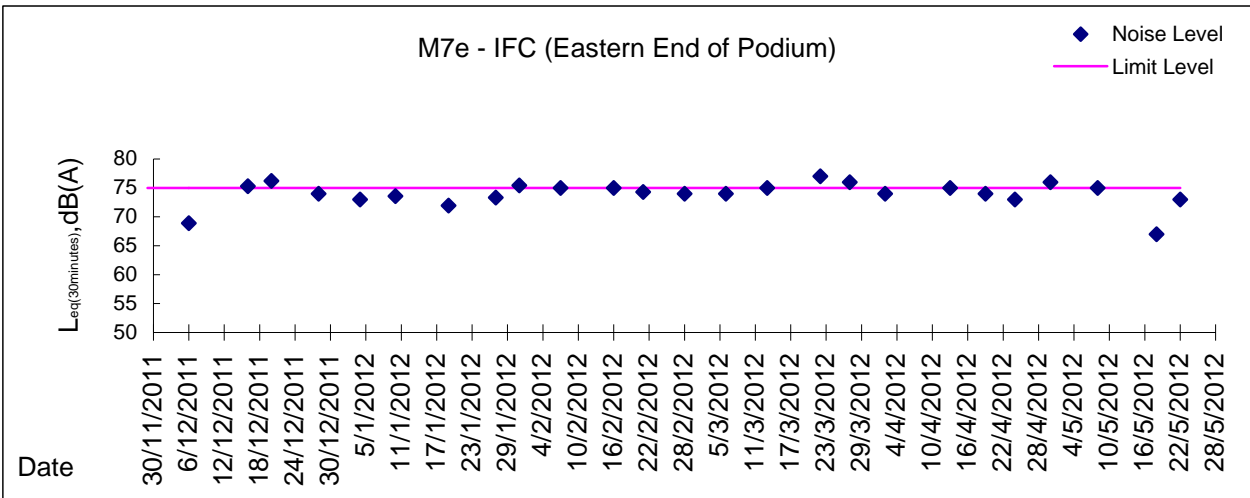
Graphic Presentation of Noise Monitoring Result
Day Time (0700 - 1900hrs on normal weekdays)



Graphic Presentation of Noise Monitoring Result
Day Time (0700 - 1900hrs on normal weekdays)



Graphic Presentation of Noise Monitoring Result
Day Time (0700 - 1900hrs on normal weekdays)





Appendix 5.3

Air Quality Monitoring Results and Graphical Presentations



Location: CMA1b - Oil St Community Liaison Centre

Report on 24-hour TSP monitoring

Action Level ($\mu\text{g}/\text{m}^3$) - 176.7

Limit Level ($\mu\text{g}/\text{m}^3$) - 260

| Date | Sampling Time | Weather Condition | Filter paper no. | Filter Weight, g | | Elapse Time, hr | | Sampling Time, hr | Flow Rate, m^3/min | | | Total Volume, m^3 | TSP Level, $\mu\text{g}/\text{m}^3$ |
|-----------|---------------|-------------------|------------------|------------------|--------|-----------------|---------|-------------------|------------------------------------|-----------------|---------|----------------------------|-------------------------------------|
| | | | | Initial | Final | Initial | Final | | Initial, Q_{si} | Final, Q_{sf} | Average | | |
| 30-Apr-12 | 8:00 | Cloudy | 002494 | 2.7612 | 2.8830 | 915.34 | 939.34 | 24.00 | 1.04 | 0.95 | 1.00 | 1437 | 85 |
| 2-May-12 | 8:00 | Cloudy | 002492 | 2.7220 | 2.8412 | 939.34 | 963.34 | 24.00 | 1.09 | 1.04 | 1.07 | 1535 | 78 |
| 9-May-12 | 8:00 | Sunny | 002772 | 2.8114 | 2.8998 | 969.48 | 993.48 | 24.00 | 1.09 | 1.09 | 1.09 | 1570 | 56 |
| 14-May-12 | 8:00 | Sunny | 002791 | 2.7703 | 2.8632 | 993.48 | 1017.48 | 24.00 | 1.14 | 1.14 | 1.14 | 1637 | 57 |
| 19-May-12 | 8:00 | Cloudy | 002842 | 2.7807 | 2.9469 | 1040.77 | 1064.77 | 24.00 | 1.14 | 1.14 | 1.14 | 1640 | 101 |
| 25-May-12 | 8:00 | Cloudy | 002910 | 2.7735 | 2.9336 | 1067.77 | 1091.77 | 24.00 | 1.14 | 1.14 | 1.14 | 1638 | 98 |

* Due to lack of electricity supply, the 24 hr-TSP was rescheduled from 8 May 2012 to 9 May 2012

Report on 1-hour TSP monitoring

Action Level ($\mu\text{g}/\text{m}^3$) - 320.1

Limit Level ($\mu\text{g}/\text{m}^3$) - 500

| Date | Sampling Time | Weather Condition | Filter paper no. | Filter Weight, g | | Elapse Time, hr | | Sampling Time, hr | Flow Rate, m^3/min | | | Total Volume, m^3 | TSP Level, $\mu\text{g}/\text{m}^3$ |
|-----------|---------------|-------------------|------------------|------------------|--------|-----------------|---------|-------------------|------------------------------------|-----------------|---------|----------------------------|-------------------------------------|
| | | | | Initial | Final | Initial | Final | | Initial, Q_{si} | Final, Q_{sf} | Average | | |
| 3-May-12 | 13:00 | Cloudy | 002586 | 2.7377 | 2.7459 | 963.34 | 964.47 | 1.13 | 1.13 | 1.13 | 1.13 | 77 | 107 |
| 3-May-12 | 14:25 | Cloudy | 002674 | 2.7720 | 2.7826 | 964.47 | 965.47 | 1.00 | 1.04 | 1.04 | 1.04 | 63 | 169 |
| 3-May-12 | 15:30 | Cloudy | 002675 | 2.7923 | 2.8007 | 965.47 | 966.48 | 1.01 | 1.04 | 1.09 | 1.07 | 65 | 130 |
| 9-May-12 | 9:30 | Sunny | 002676 | 2.7832 | 2.8045 | 966.48 | 967.48 | 1.00 | 1.09 | 1.14 | 1.11 | 67 | 319 |
| 9-May-12 | 10:40 | Sunny | 002317 | 2.7808 | 2.7898 | 967.48 | 968.48 | 1.00 | 1.09 | 1.14 | 1.11 | 67 | 135 |
| 9-May-12 | 13:00 | Sunny | 002393 | 2.8022 | 2.8114 | 968.48 | 969.48 | 1.00 | 1.09 | 1.14 | 1.11 | 67 | 138 |
| 15-May-12 | 8:23 | Cloudy | 002811 | 2.7361 | 2.7441 | 1017.48 | 1018.48 | 1.00 | 1.09 | 1.09 | 1.09 | 65 | 122 |
| 15-May-12 | 9:35 | Cloudy | 002848 | 2.7758 | 2.7815 | 1018.48 | 1019.48 | 1.00 | 1.14 | 1.09 | 1.11 | 67 | 85 |
| 15-May-12 | 11:00 | Cloudy | 002843 | 2.7973 | 2.8031 | 1019.48 | 1020.48 | 1.00 | 1.14 | 1.11 | 1.13 | 68 | 86 |
| 21-May-12 | 10:00 | Cloudy | 002421 | 2.7348 | 2.7432 | 1064.77 | 1065.77 | 1.00 | 1.09 | 1.00 | 1.05 | 63 | 134 |
| 21-May-12 | 15:00 | Cloudy | 002892 | 2.7795 | 2.7867 | 1065.77 | 1066.77 | 1.00 | 1.00 | 1.14 | 1.07 | 64 | 112 |
| 21-May-12 | 16:25 | Cloudy | 002915 | 2.7832 | 2.7958 | 1066.77 | 1067.77 | 1.00 | 1.19 | 1.14 | 1.16 | 70 | 181 |
| 26-May-12 | 8:28 | Cloudy | 002905 | 2.7894 | 2.7998 | 1091.77 | 1092.77 | 1.00 | 1.11 | 1.09 | 1.10 | 66 | 157 |
| 26-May-12 | 9:33 | Cloudy | 002903 | 2.7809 | 2.7921 | 1092.77 | 1093.77 | 1.00 | 1.09 | 1.05 | 1.07 | 64 | 175 |
| 26-May-12 | 10:45 | Cloudy | 002591 | 2.7402 | 2.7536 | 1093.77 | 1094.77 | 1.00 | 1.18 | 1.09 | 1.14 | 68 | 196 |



Location: CMA2a - Causeway Bay Community Centre

Report on 24-hour TSP monitoring
Action Level ($\mu\text{g}/\text{m}^3$) - 169.5
Limit Level ($\mu\text{g}/\text{m}^3$) - 260

| Date | Sampling Time | Weather Condition | Filter paper no. | Filter Weight, g | | Elapse Time, hr | | Sampling Time, hr | Flow Rate, m^3/min | | | Total Volume, m^3 | TSP Level, $\mu\text{g}/\text{m}^3$ |
|-----------|---------------|-------------------|------------------|------------------|--------|-----------------|----------|-------------------|------------------------------------|------------------------|---------|----------------------------|-------------------------------------|
| | | | | Initial | Final | Initial | Final | | Initial, Q_{si} | Final, Q_{sf} | Average | | |
| 2-May-12 | 8:00 | Cloudy | 002493 | 2.7242 | 2.8822 | 10684.32 | 10708.32 | 24.00 | 1.42 | 1.42 | 1.42 | 2045 | 77 |
| 8-May-12 | 8:00 | Sunny | 002325 | 2.7848 | 2.9039 | 10711.32 | 10735.32 | 24.00 | 1.42 | 1.40 | 1.41 | 2030 | 59 |
| 14-May-12 | 8:00 | Cloudy | 002792 | 2.7606 | 2.8902 | 10738.32 | 10762.32 | 24.00 | 1.40 | 1.40 | 1.40 | 2015 | 64 |
| 19-May-12 | 8:00 | Cloudy | 002844 | 2.7920 | 2.8840 | 10765.32 | 10789.32 | 24.00 | 1.40 | 1.40 | 1.40 | 2017 | 46 |
| 25-May-12 | 8:00 | Cloudy | 002891 | 2.7746 | 2.8891 | 10792.32 | 10816.32 | 24.00 | 1.40 | 1.40 | 1.40 | 2016 | 57 |

Report on 1-hour TSP monitoring
Action Level ($\mu\text{g}/\text{m}^3$) - 323.4
Limit Level ($\mu\text{g}/\text{m}^3$) - 500

| Date | Sampling Time | Weather Condition | Filter paper no. | Filter Weight, g | | Elapse Time, hr | | Sampling Time, hr | Flow Rate, m^3/min | | | Total Volume, m^3 | TSP Level, $\mu\text{g}/\text{m}^3$ |
|-----------|---------------|-------------------|------------------|------------------|--------|-----------------|----------|-------------------|------------------------------------|------------------------|---------|----------------------------|-------------------------------------|
| | | | | Initial | Final | Initial | Final | | Initial, Q_{si} | Final, Q_{sf} | Average | | |
| 3-May-12 | 8:51 | Cloudy | 002490 | 2.7671 | 2.7816 | 10708.32 | 10709.32 | 1.00 | 1.40 | 1.42 | 1.41 | 85 | 172 |
| 3-May-12 | 9:50 | Cloudy | 002488 | 2.7397 | 2.7566 | 10709.32 | 10710.32 | 1.00 | 1.37 | 1.40 | 1.39 | 83 | 203 |
| 3-May-12 | 11:00 | Cloudy | 002486 | 2.7167 | 2.7325 | 10710.32 | 10711.32 | 1.00 | 1.42 | 1.42 | 1.42 | 85 | 185 |
| 9-May-12 | 9:15 | Sunny | 002319 | 2.8073 | 2.8178 | 10735.32 | 10736.32 | 1.00 | 1.38 | 1.35 | 1.36 | 82 | 128 |
| 9-May-12 | 10:20 | Sunny | 002318 | 2.8132 | 2.8242 | 10736.32 | 10737.32 | 1.00 | 1.35 | 1.40 | 1.38 | 83 | 133 |
| 9-May-12 | 13:00 | Sunny | 002316 | 2.7946 | 2.8018 | 10737.32 | 10738.32 | 1.00 | 1.42 | 1.42 | 1.42 | 85 | 84 |
| 15-May-12 | 8:19 | Cloudy | 002812 | 2.7393 | 2.7509 | 10762.32 | 10763.32 | 1.00 | 1.35 | 1.35 | 1.35 | 81 | 143 |
| 15-May-12 | 9:30 | Cloudy | 002849 | 2.7615 | 2.7686 | 10763.32 | 10764.32 | 1.00 | 1.40 | 1.40 | 1.40 | 84 | 85 |
| 15-May-12 | 10:50 | Cloudy | 002845 | 2.7920 | 2.7948 | 10764.32 | 10765.32 | 1.00 | 1.38 | 1.35 | 1.37 | 82 | 34 |
| 21-May-12 | 9:40 | Cloudy | 002420 | 2.7463 | 2.7507 | 10789.32 | 10790.32 | 1.00 | 1.36 | 1.38 | 1.37 | 82 | 54 |
| 21-May-12 | 15:30 | Cloudy | 002834 | 2.7911 | 2.7992 | 10790.32 | 10791.32 | 1.00 | 1.31 | 1.33 | 1.32 | 79 | 102 |
| 21-May-12 | 16:25 | Cloudy | 002916 | 2.7771 | 2.7854 | 10791.32 | 10792.32 | 1.00 | 1.43 | 1.43 | 1.43 | 86 | 97 |
| 26-May-12 | 8:18 | Cloudy | 002966 | 2.7605 | 2.7698 | 10816.32 | 10817.32 | 1.00 | 1.40 | 1.40 | 1.40 | 84 | 111 |
| 26-May-12 | 9:20 | Cloudy | 002904 | 2.7742 | 2.7833 | 10817.32 | 10818.32 | 1.00 | 1.40 | 1.40 | 1.40 | 84 | 108 |
| 26-May-12 | 10:30 | Cloudy | 002902 | 2.7891 | 2.8037 | 10818.32 | 10819.32 | 1.00 | 1.40 | 1.40 | 1.40 | 84 | 174 |



Location: CMA3a - CWB PRE Site Office Area

Report on 24-hour TSP monitoring

Action Level ($\mu\text{g}/\text{m}^3$) - 171

Limit Level ($\mu\text{g}/\text{m}^3$) - 260

| Date | Sampling Time | Weather Condition | Filter paper no. | Filter Weight, g | | Elapse Time, hr | | Sampling Time, hr | Flow Rate, m^3/min | | | Total Volume, m^3 | TSP Level, $\mu\text{g}/\text{m}^3$ |
|-----------|---------------|-------------------|------------------|------------------|--------|-----------------|----------|-------------------|------------------------------------|-----------------|---------|----------------------------|-------------------------------------|
| | | | | Initial | Final | Initial | Final | | Initial, Q_{si} | Final, Q_{sf} | Average | | |
| 2-May-12 | 8:00 | Cloudy | 002714 | 2.7910 | 2.9350 | 11378.96 | 11402.85 | 23.89 | 1.56 | 1.56 | 1.56 | 2234 | 64 |
| 8-May-12 | 8:00 | Sunny | 002711 | 2.7855 | 2.8733 | 11405.85 | 11429.85 | 24.00 | 1.51 | 1.51 | 1.51 | 2178 | 40 |
| 14-May-12 | 8:00 | Cloudy | 002576 | 2.7286 | 2.8199 | 11433.85 | 11457.85 | 24.00 | 1.51 | 1.51 | 1.51 | 2179 | 42 |
| 19-May-12 | 8:00 | Cloudy | 002728 | 2.8088 | 2.9303 | 11460.85 | 11484.85 | 24.00 | 1.49 | 1.49 | 1.49 | 2147 | 57 |
| 25-May-12 | 8:00 | Cloudy | 002722 | 2.8075 | 3.1862 | 11487.85 | 11511.85 | 24.00 | 1.56 | 1.56 | 1.56 | 2248 | 168 |

Report on 1-hour TSP monitoring

Action Level ($\mu\text{g}/\text{m}^3$) - 311.3

Limit Level ($\mu\text{g}/\text{m}^3$) - 500

| Date | Sampling Time | Weather Condition | Filter paper no. | Filter Weight, g | | Elapse Time, hr | | Sampling Time, hr | Flow Rate, m^3/min | | | Total Volume, m^3 | TSP Level, $\mu\text{g}/\text{m}^3$ |
|-----------|---------------|-------------------|------------------|------------------|--------|-----------------|----------|-------------------|------------------------------------|-----------------|---------|----------------------------|-------------------------------------|
| | | | | Initial | Final | Initial | Final | | Initial, Q_{si} | Final, Q_{sf} | Average | | |
| 3-May-12 | 9:56 | Cloudy | 002581 | 2.7454 | 2.7575 | 11402.85 | 11403.85 | 1.00 | 1.46 | 1.46 | 1.46 | 88 | 138 |
| 3-May-12 | 13:35 | Cloudy | 002710 | 2.8015 | 2.8117 | 11403.85 | 11404.85 | 1.00 | 1.49 | 1.49 | 1.49 | 89 | 114 |
| 3-May-12 | 14:50 | Cloudy | 002708 | 2.7966 | 2.8102 | 11404.85 | 11405.85 | 1.00 | 1.53 | 1.53 | 1.53 | 92 | 148 |
| 9-May-12 | 10:22 | Sunny | 002428 | 2.6953 | 2.7060 | 11430.85 | 11431.85 | 1.00 | 1.42 | 1.42 | 1.42 | 85 | 126 |
| 9-May-12 | 11:30 | Sunny | 002417 | 2.7297 | 2.7365 | 11431.85 | 11432.85 | 1.00 | 1.46 | 1.46 | 1.46 | 88 | 77 |
| 9-May-12 | 13:15 | Sunny | 002632 | 2.7932 | 2.8024 | 11432.85 | 11433.85 | 1.00 | 1.46 | 1.46 | 1.46 | 88 | 105 |
| 15-May-12 | 13:00 | Cloudy | 002743 | 2.7728 | 2.7808 | 11457.85 | 11458.85 | 1.00 | 1.49 | 1.51 | 1.50 | 90 | 89 |
| 15-May-12 | 14:30 | Cloudy | 002731 | 2.8140 | 2.8208 | 11458.85 | 11459.85 | 1.00 | 1.42 | 1.49 | 1.45 | 87 | 78 |
| 15-May-12 | 15:32 | Cloudy | 002730 | 2.8084 | 2.8145 | 11459.85 | 11460.85 | 1.00 | 1.47 | 1.47 | 1.47 | 88 | 69 |
| 21-May-12 | 8:30 | Cloudy | 002726 | 2.8128 | 2.8273 | 11484.85 | 11485.85 | 1.00 | 1.54 | 1.54 | 1.54 | 92 | 157 |
| 21-May-12 | 9:33 | Cloudy | 002724 | 2.8093 | 2.8195 | 11485.85 | 11486.85 | 1.00 | 1.47 | 1.47 | 1.47 | 88 | 116 |
| 21-May-12 | 10:42 | Cloudy | 002705 | 2.7830 | 2.7942 | 11486.85 | 11487.85 | 1.00 | 1.47 | 1.47 | 1.47 | 88 | 127 |
| 26-May-12 | 10:42 | Cloudy | 002721 | 2.7957 | 2.8162 | 11511.85 | 11512.85 | 1.00 | 1.54 | 1.54 | 1.54 | 92 | 222 |
| 26-May-12 | 13:00 | Cloudy | 002712 | 2.7806 | 2.7942 | 11512.85 | 11513.85 | 1.00 | 1.54 | 1.54 | 1.54 | 92 | 147 |
| 26-May-12 | 14:02 | Cloudy | 002715 | 2.7823 | 2.7924 | 11513.85 | 11514.85 | 1.00 | 1.56 | 1.51 | 1.54 | 92 | 109 |



Location: CMA4a - SPCA

Report on 24-hour TSP monitoring

Action Level ($\mu\text{g}/\text{m}^3$) - 171.2

Limit Level ($\mu\text{g}/\text{m}^3$) - 260

| Date | Sampling Time | Weather Condition | Filter paper no. | Filter Weight, g | | Elapse Time, hr | | Sampling Time, hr | Flow Rate, m^3/min | | | Total Volume, m^3 | TSP Level, $\mu\text{g}/\text{m}^3$ |
|-----------|---------------|-------------------|------------------|------------------|--------|-----------------|----------|-------------------|------------------------------------|------------------------|---------|----------------------------|-------------------------------------|
| | | | | Initial | Final | Initial | Final | | Initial, Q_{si} | Final, Q_{sf} | Average | | |
| 2-May-12 | 8:00 | Cloudy | 002690 | 2.7646 | 2.8640 | 14905.10 | 14929.11 | 24.01 | 1.14 | 1.09 | 1.11 | 1601 | 62 |
| 8-May-12 | 8:00 | Sunny | 002706 | 2.7916 | 2.8497 | 14932.11 | 14956.10 | 23.99 | 1.11 | 1.09 | 1.10 | 1583 | 37 |
| 14-May-12 | 8:00 | Cloudy | 002631 | 2.8043 | 2.8667 | 14959.14 | 14983.14 | 24.00 | 1.04 | 1.04 | 1.04 | 1493 | 42 |
| 19-May-12 | 8:00 | Cloudy | 002727 | 2.8195 | 2.9018 | 14986.14 | 15010.14 | 24.00 | 1.04 | 1.14 | 1.09 | 1569 | 52 |
| 25-May-12 | 8:00 | Cloudy | 002635 | 2.7700 | 2.8833 | 15013.14 | 15037.14 | 24.00 | 1.14 | 1.14 | 1.14 | 1641 | 69 |

Report on 1-hour TSP monitoring

Action Level ($\mu\text{g}/\text{m}^3$) - 312.5

Limit Level ($\mu\text{g}/\text{m}^3$) - 500

| Date | Sampling Time | Weather Condition | Filter paper no. | Filter Weight, g | | Elapse Time, hr | | Sampling Time, hr | Flow Rate, m^3/min | | | Total Volume, m^3 | TSP Level, $\mu\text{g}/\text{m}^3$ |
|-----------|---------------|-------------------|------------------|------------------|--------|-----------------|----------|-------------------|------------------------------------|------------------------|---------|----------------------------|-------------------------------------|
| | | | | Initial | Final | Initial | Final | | Initial, Q_{si} | Final, Q_{sf} | Average | | |
| 3-May-12 | 10:25 | Cloudy | 002672 | 2.7696 | 2.7780 | 14929.11 | 14930.11 | 1.00 | 1.14 | 1.09 | 1.11 | 67 | 126 |
| 3-May-12 | 13:45 | Cloudy | 002709 | 2.7921 | 2.8053 | 14930.11 | 14931.11 | 1.00 | 1.14 | 1.19 | 1.16 | 70 | 189 |
| 3-May-12 | 15:00 | Cloudy | 002707 | 2.7954 | 2.8061 | 14931.11 | 14932.11 | 1.00 | 1.14 | 1.09 | 1.11 | 67 | 160 |
| 9-May-12 | 9:00 | Sunny | 002681 | 2.7969 | 2.8017 | 14956.11 | 14957.11 | 1.00 | 0.99 | 0.99 | 0.99 | 59 | 81 |
| 9-May-12 | 10:11 | Sunny | 002782 | 2.8111 | 2.8159 | 14957.11 | 14958.11 | 1.00 | 1.04 | 1.09 | 1.06 | 64 | 75 |
| 9-May-12 | 13:00 | Sunny | 002462 | 2.7400 | 2.7445 | 14958.11 | 14959.11 | 1.00 | 0.93 | 0.93 | 0.93 | 56 | 80 |
| 15-May-12 | 13:00 | Cloudy | 002742 | 2.7620 | 2.7705 | 14983.14 | 14984.14 | 1.00 | 0.99 | 1.09 | 1.04 | 62 | 137 |
| 15-May-12 | 14:40 | Cloudy | 002733 | 2.7967 | 2.8056 | 14984.14 | 14985.14 | 1.00 | 0.99 | 1.04 | 1.01 | 61 | 147 |
| 15-May-12 | 15:42 | Cloudy | 002729 | 2.8149 | 2.8245 | 14985.14 | 14986.14 | 1.00 | 1.09 | 1.09 | 1.09 | 65 | 147 |
| 21-May-12 | 8:45 | Cloudy | 002725 | 2.7920 | 2.7969 | 15010.14 | 15011.14 | 1.00 | 1.19 | 1.22 | 1.21 | 72 | 68 |
| 21-May-12 | 9:48 | Cloudy | 002704 | 2.7848 | 2.7903 | 15011.14 | 15012.14 | 1.00 | 1.14 | 1.14 | 1.14 | 69 | 80 |
| 21-May-12 | 10:53 | Cloudy | 002703 | 2.7706 | 2.7763 | 15012.14 | 15013.14 | 1.00 | 1.14 | 1.14 | 1.14 | 69 | 83 |
| 26-May-12 | 10:59 | Cloudy | 002720 | 2.7975 | 2.8081 | 15037.14 | 15038.14 | 1.00 | 1.09 | 1.14 | 1.11 | 67 | 158 |
| 26-May-12 | 13:15 | Cloudy | 002719 | 2.7990 | 2.8104 | 15038.14 | 15039.14 | 1.00 | 1.19 | 1.22 | 1.20 | 72 | 158 |
| 26-May-12 | 14:20 | Cloudy | 002718 | 2.7992 | 2.8087 | 15039.14 | 15040.14 | 1.00 | 1.19 | 1.17 | 1.18 | 71 | 134 |



Location: CMA5a - Children Garden opposite to Pedestrian Plaza

Report on 24-hour TSP monitoring

Action Level ($\mu\text{g}/\text{m}^3$) - 181

Limit Level ($\mu\text{g}/\text{m}^3$) - 260

| Date | Sampling Time | Weather Condition | Filter paper no. | Filter Weight, g | | Elapse Time, hr | | Sampling Time, hr | Flow Rate, m^3/min | | | Total Volume, m^3 | TSP Level, $\mu\text{g}/\text{m}^3$ |
|-----------|---------------|-------------------|------------------|------------------|--------|-----------------|----------|-------------------|------------------------------------|------------------------|---------|----------------------------|-------------------------------------|
| | | | | Initial | Final | Initial | Final | | Initial, Q_{si} | Final, Q_{sf} | Average | | |
| 2-May-12 | 8:00 | Cloudy | 002806 | 2.7488 | 2.9107 | 15883.47 | 15907.47 | 24.00 | 1.43 | 1.46 | 1.45 | 2084 | 78 |
| 9-May-12 | 8:00 | Sunny | 002701 | 2.7704 | 2.8686 | 15916.95 | 15940.94 | 23.99 | 1.13 | 1.19 | 1.16 | 1673 | 59 |
| 14-May-12 | 8:00 | Sunny | 002582 | 2.7600 | 2.9251 | 15940.94 | 15964.94 | 24.00 | 1.46 | 1.46 | 1.46 | 2107 | 78 |
| 19-May-12 | 8:00 | Rainy | 002788 | 2.7990 | 2.9329 | 15967.94 | 15991.94 | 24.00 | 1.44 | 1.44 | 1.44 | 2072 | 65 |
| 26-May-12 | 13:00 | Cloudy | 002958 | 2.7703 | 2.9286 | 16003.43 | 16027.43 | 24.00 | 1.44 | 1.44 | 1.44 | 2070 | 76 |

* Due to lack of electricity supply, the 24 hr-TSP was rescheduled from 8 and 25 May 2012 to 9 and 26 May 2012

Report on 1-hour TSP monitoring

Action Level ($\mu\text{g}/\text{m}^3$) - 332

Limit Level ($\mu\text{g}/\text{m}^3$) - 500

| Date | Sampling Time | Weather Condition | Filter paper no. | Filter Weight, g | | Elapse Time, hr | | Sampling Time, hr | Flow Rate, m^3/min | | | Total Volume, m^3 | TSP Level, $\mu\text{g}/\text{m}^3$ |
|-----------|---------------|-------------------|------------------|------------------|--------|-----------------|----------|-------------------|------------------------------------|------------------------|---------|----------------------------|-------------------------------------|
| | | | | Initial | Final | Initial | Final | | Initial, Q_{si} | Final, Q_{sf} | Average | | |
| 3-May-12 | 9:38 | Cloudy | 002679 | 2.7866 | 2.7990 | 15907.47 | 15908.47 | 1.00 | 1.35 | 1.24 | 1.30 | 78 | 159 |
| 3-May-12 | 10:38 | Cloudy | 002580 | 2.7603 | 2.7712 | 15908.47 | 15909.47 | 1.00 | 1.43 | 1.43 | 1.43 | 86 | 127 |
| 3-May-12 | 13:30 | Cloudy | 002760 | 2.7538 | 2.7629 | 15909.47 | 15910.47 | 1.00 | 1.46 | 1.46 | 1.46 | 88 | 104 |
| 9-May-12 | 8:10 | Sunny | 002695 | 2.7671 | 2.7725 | 15913.94 | 15914.94 | 1.00 | 1.46 | 1.46 | 1.46 | 88 | 62 |
| 9-May-12 | 9:15 | Sunny | 002696 | 2.7631 | 2.7699 | 15914.94 | 15915.94 | 1.00 | 1.46 | 1.46 | 1.46 | 88 | 78 |
| 9-May-12 | 10:20 | Sunny | 002702 | 2.7810 | 2.7872 | 15915.95 | 15916.95 | 1.00 | 1.46 | 1.46 | 1.46 | 88 | 71 |
| 15-May-12 | 8:30 | Cloudy | 002700 | 2.7662 | 2.7820 | 15964.94 | 15965.94 | 1.00 | 1.46 | 1.46 | 1.46 | 88 | 180 |
| 15-May-12 | 9:33 | Cloudy | 002784 | 2.7992 | 2.8093 | 15965.94 | 15966.94 | 1.00 | 1.46 | 1.46 | 1.46 | 88 | 115 |
| 15-May-12 | 10:40 | Cloudy | 002786 | 2.7947 | 2.8017 | 15966.94 | 15967.94 | 1.00 | 1.46 | 1.46 | 1.46 | 88 | 80 |
| 21-May-12 | 8:40 | Cloudy | 002840 | 2.7773 | 2.7820 | 15991.70 | 15992.70 | 1.00 | 1.47 | 1.47 | 1.47 | 88 | 53 |
| 21-May-12 | 10:50 | Cloudy | 002835 | 2.7753 | 2.7836 | 15992.70 | 15993.70 | 1.00 | 1.41 | 1.44 | 1.43 | 86 | 97 |
| 21-May-12 | 13:00 | Cloudy | 002831 | 2.7897 | 2.7985 | 15993.70 | 15994.70 | 1.00 | 1.47 | 1.47 | 1.47 | 88 | 100 |
| 26-May-12 | 8:45 | Cloudy | 002953 | 2.7732 | 2.7862 | 16000.43 | 16001.43 | 1.00 | 1.47 | 1.47 | 1.47 | 88 | 148 |
| 26-May-12 | 9:48 | Cloudy | 002955 | 2.7803 | 2.7895 | 16001.43 | 16002.43 | 1.00 | 1.30 | 1.30 | 1.30 | 78 | 118 |
| 26-May-12 | 10:50 | Cloudy | 002957 | 2.7934 | 2.8044 | 16002.43 | 16003.43 | 1.00 | 1.47 | 1.47 | 1.47 | 88 | 125 |



CEDD Contract No. HK/2011/07

Wan Chai Development Phase II and Central-Wan Chai Bypass

Sampling, Field Measurement and Testing Works

Location: MA1e - International Finance Centre (Eastern Wing)

Report on 24-hour TSP monitoring

Action Level ($\mu\text{g}/\text{m}^3$) - 173.4Limit Level ($\mu\text{g}/\text{m}^3$) - 260

| Date | Sampling Time | Weather Condition | Filter paper no. | Filter Weight, g | | Elapse Time, hr | | Sampling Time, hr | Flow Rate, m^3/min | | | Total Volume, m^3 | TSP Level, $\mu\text{g}/\text{m}^3$ |
|-----------|---------------|-------------------|------------------|------------------|--------|-----------------|---------|-------------------|------------------------------------|-----------------|---------|----------------------------|-------------------------------------|
| | | | | Initial | Final | Initial | Final | | Initial, Q_{si} | Final, Q_{sf} | Average | | |
| 2-May-12 | 8:00 | Cloudy | 002771 | 2.8041 | 2.9177 | 8574.60 | 8598.61 | 24.01 | 1.29 | 1.29 | 1.29 | 1863 | 61 |
| 8-May-12 | 8:00 | Sunny | 002763 | 2.7537 | 2.8306 | 8601.61 | 8625.60 | 23.99 | 1.29 | 1.29 | 1.29 | 1863 | 41 |
| 15-May-12 | 8:00 | Cloudy | 002744 | 2.7629 | 2.8202 | 8643.15 | 8667.15 | 24.00 | 1.27 | 1.28 | 1.28 | 1837 | 31 |
| 19-May-12 | 8:00 | Cloudy | 002587 | 2.7604 | 2.8231 | 8667.17 | 8691.18 | 24.01 | 1.30 | 1.30 | 1.30 | 1869 | 34 |
| 25-May-12 | 8:00 | Cloudy | 002917 | 2.7815 | 2.8779 | 8694.18 | 8718.18 | 24.00 | 1.30 | 1.30 | 1.30 | 1866 | 52 |

* Due to lack of electricity supply, the 24 hr-TSP was rescheduled from 14 May 2012 to 15 May 2012

Report on 1-hour TSP monitoring

Action Level ($\mu\text{g}/\text{m}^3$) - 325.1Limit Level ($\mu\text{g}/\text{m}^3$) - 500

| Date | Sampling Time | Weather Condition | Filter paper no. | Filter Weight, g | | Elapse Time, hr | | Sampling Time, hr | Flow Rate, m^3/min | | | Total Volume, m^3 | TSP Level, $\mu\text{g}/\text{m}^3$ |
|-----------|---------------|-------------------|------------------|------------------|--------|-----------------|---------|-------------------|------------------------------------|-----------------|---------|----------------------------|-------------------------------------|
| | | | | Initial | Final | Initial | Final | | Initial, Q_{si} | Final, Q_{sf} | Average | | |
| 3-May-12 | 8:12 | Cloudy | 002769 | 2.7974 | 2.8045 | 8598.61 | 8599.61 | 1.00 | 1.27 | 1.27 | 1.27 | 76 | 93 |
| 3-May-12 | 9:17 | Cloudy | 002767 | 2.7933 | 2.8004 | 8599.61 | 8600.61 | 1.00 | 1.27 | 1.27 | 1.27 | 76 | 93 |
| 3-May-12 | 10:23 | Cloudy | 002765 | 2.7320 | 2.7402 | 8600.61 | 8601.61 | 1.00 | 1.27 | 1.27 | 1.27 | 76 | 107 |
| 9-May-12 | 8:30 | Sunny | 002741 | 2.7721 | 2.7761 | 8625.60 | 8626.60 | 1.00 | 1.32 | 1.32 | 1.32 | 79 | 51 |
| 9-May-12 | 9:40 | Sunny | 002739 | 2.7833 | 2.7889 | 8626.60 | 8627.60 | 1.00 | 1.34 | 1.29 | 1.32 | 79 | 71 |
| 9-May-12 | 10:42 | Sunny | 002738 | 2.7994 | 2.8052 | 8627.60 | 8628.60 | 1.00 | 1.29 | 1.29 | 1.29 | 78 | 75 |
| 15-May-12 | 8:27 | Cloudy | 002750 | 2.7617 | 2.7677 | 8640.15 | 8641.15 | 1.00 | 1.27 | 1.27 | 1.27 | 76 | 78 |
| 15-May-12 | 9:31 | Cloudy | 002748 | 2.7713 | 2.7780 | 8641.15 | 8642.15 | 1.00 | 1.27 | 1.27 | 1.27 | 76 | 88 |
| 15-May-12 | 10:39 | Cloudy | 002746 | 2.7633 | 2.7669 | 8642.15 | 8643.15 | 1.00 | 1.27 | 1.27 | 1.27 | 76 | 47 |
| 21-May-12 | 8:35 | Cloudy | 002913 | 2.7592 | 2.7629 | 8691.18 | 8692.18 | 1.00 | 1.34 | 1.30 | 1.32 | 79 | 47 |
| 21-May-12 | 9:38 | Cloudy | 002900 | 2.7641 | 2.7676 | 8692.18 | 8693.18 | 1.00 | 1.30 | 1.30 | 1.30 | 78 | 45 |
| 21-May-12 | 10:50 | Cloudy | 002919 | 2.7844 | 2.7869 | 8693.18 | 8694.18 | 1.00 | 1.30 | 1.30 | 1.30 | 78 | 32 |
| 26-May-12 | 8:03 | Cloudy | 002753 | 2.7509 | 2.7590 | 8718.18 | 8719.18 | 1.00 | 1.28 | 1.28 | 1.28 | 77 | 106 |
| 26-May-12 | 9:08 | Cloudy | 002755 | 2.7505 | 2.7597 | 8719.18 | 8720.18 | 1.00 | 1.28 | 1.28 | 1.28 | 77 | 120 |
| 26-May-12 | 10:24 | Cloudy | 002858 | 2.7642 | 2.7742 | 8720.18 | 8721.18 | 1.00 | 1.28 | 1.28 | 1.28 | 77 | 131 |



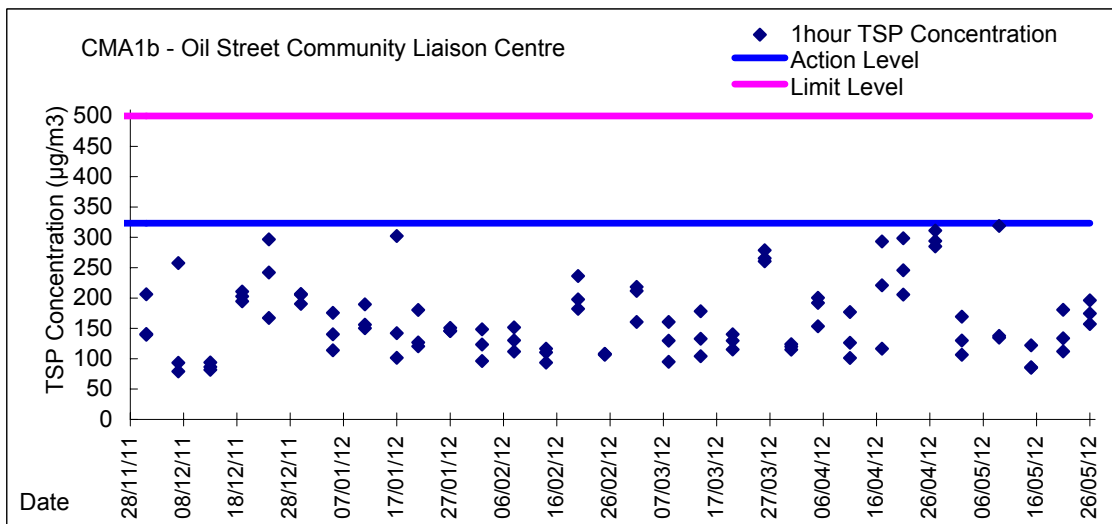
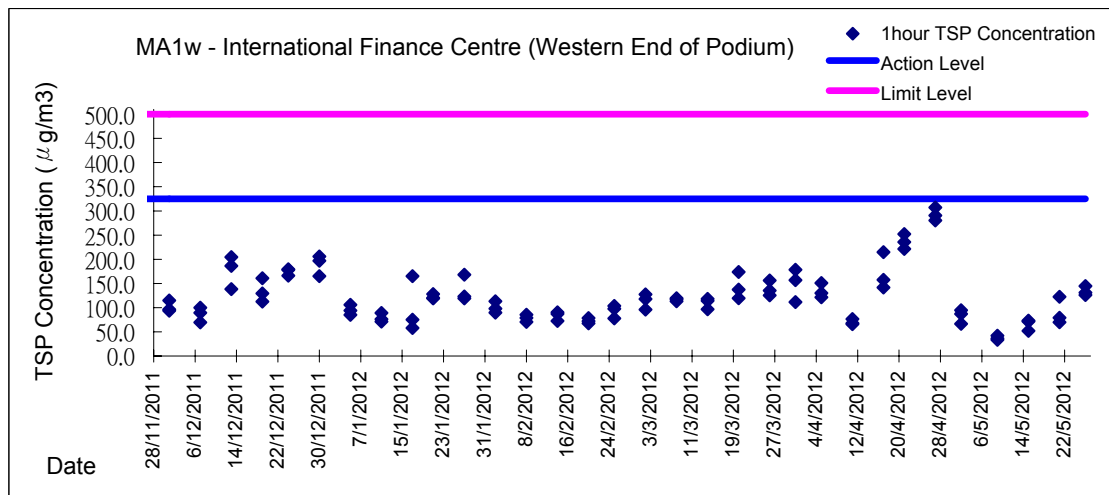
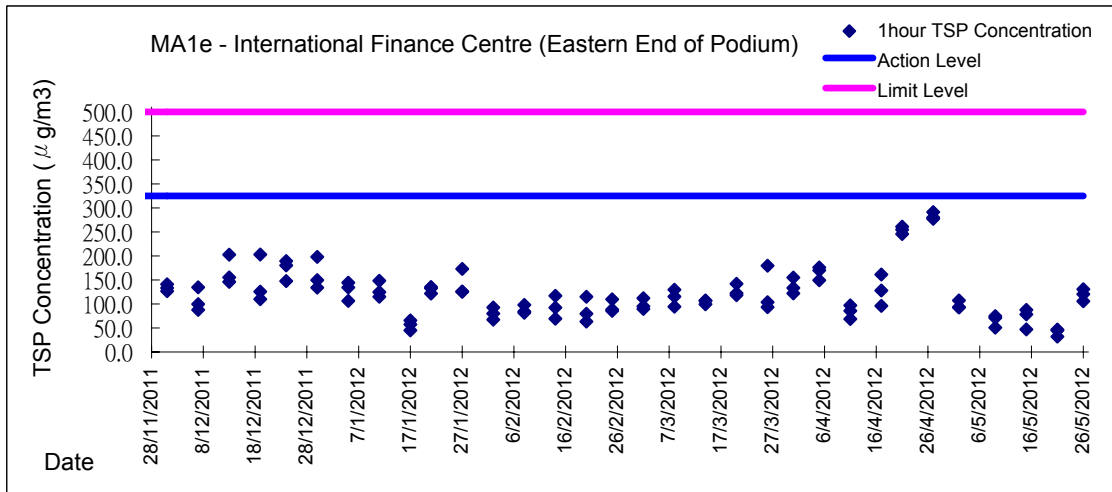
Location: MA1w - International Finance Centre (Western Wing)

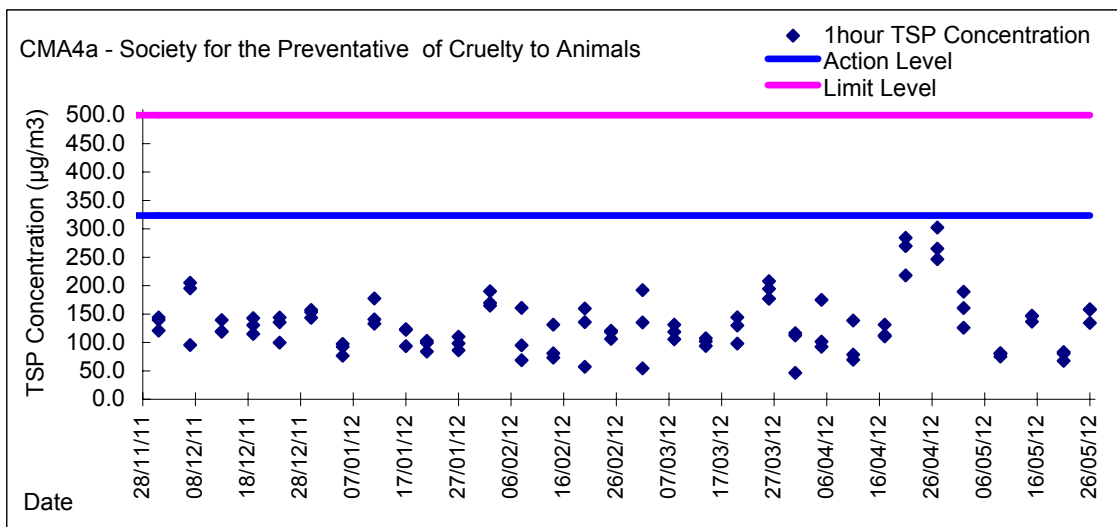
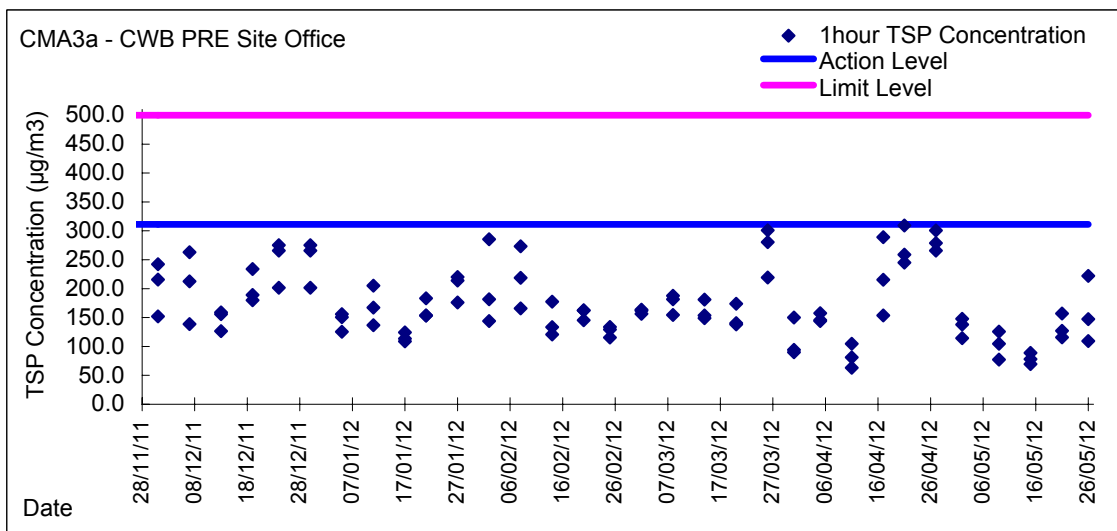
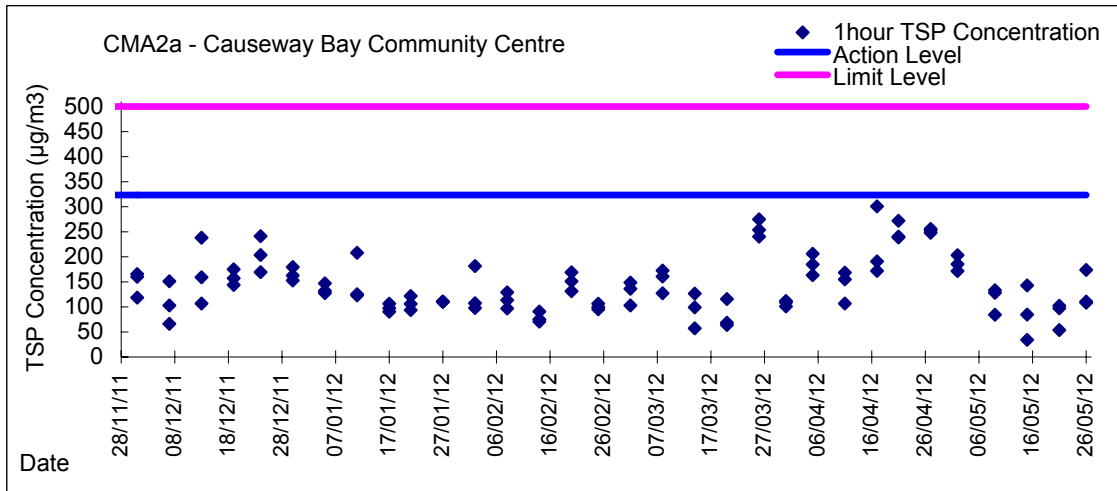
Report on 24-hour TSP monitoring
Action Level ($\mu\text{g}/\text{m}^3$) - 173.4
Limit Level ($\mu\text{g}/\text{m}^3$) - 260

| Date | Sampling Time | Weather Condition | Filter paper no. | Filter Weight, g | | Elapse Time, hr | | Sampling Time, hr | Flow Rate, m^3/min | | | Total Volume, m^3 | TSP Level, $\mu\text{g}/\text{m}^3$ |
|-----------|---------------|-------------------|------------------|------------------|--------|-----------------|----------|-------------------|------------------------------------|-----------------|---------|----------------------------|-------------------------------------|
| | | | | Initial | Final | Initial | Final | | Initial, Q_{si} | Final, Q_{sf} | Average | | |
| 2-May-12 | 8:00 | Cloudy | 002770 | 2.7968 | 2.9044 | 11702.72 | 11726.72 | 24.00 | 1.39 | 1.50 | 1.45 | 2081 | 52 |
| 8-May-12 | 8:00 | Sunny | 002762 | 2.7217 | 2.7948 | 11729.72 | 11753.72 | 24.00 | 1.39 | 1.52 | 1.46 | 2099 | 35 |
| 14-May-12 | 8:00 | Cloudy | 002734 | 2.7942 | 2.8826 | 11756.72 | 11780.72 | 24.00 | 1.50 | 1.37 | 1.44 | 2068 | 43 |
| 19-May-12 | 8:00 | Cloudy | 002745 | 2.7616 | 2.8940 | 11783.72 | 11807.72 | 24.00 | 1.48 | 1.66 | 1.57 | 2262 | 59 |
| 25-May-12 | 8:00 | Cloudy | 002918 | 2.7929 | 2.9031 | 11810.72 | 11834.72 | 24.00 | 1.37 | 1.26 | 1.32 | 1894 | 58 |

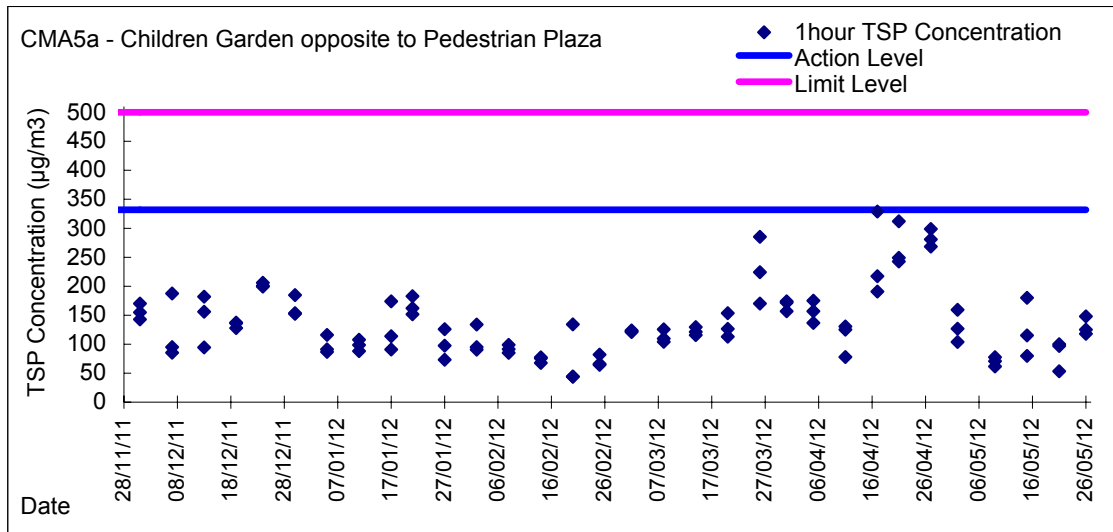
Report on 1-hour TSP monitoring
Action Level ($\mu\text{g}/\text{m}^3$) - 325.1
Limit Level ($\mu\text{g}/\text{m}^3$) - 500

| Date | Sampling Time | Weather Condition | Filter paper no. | Filter Weight, g | | Elapse Time, hr | | Sampling Time, hr | Flow Rate, m^3/min | | | Total Volume, m^3 | TSP Level, $\mu\text{g}/\text{m}^3$ |
|-----------|---------------|-------------------|------------------|------------------|--------|-----------------|----------|-------------------|------------------------------------|-----------------|---------|----------------------------|-------------------------------------|
| | | | | Initial | Final | Initial | Final | | Initial, Q_{si} | Final, Q_{sf} | Average | | |
| 3-May-12 | 8:19 | Cloudy | 002768 | 2.7852 | 2.7911 | 11726.72 | 11727.72 | 1.00 | 1.46 | 1.50 | 1.48 | 89 | 67 |
| 3-May-12 | 9:24 | Cloudy | 002766 | 2.7888 | 2.7963 | 11727.72 | 11728.72 | 1.00 | 1.41 | 1.46 | 1.43 | 86 | 87 |
| 3-May-12 | 10:28 | Cloudy | 002764 | 2.7505 | 2.7587 | 11728.72 | 11729.72 | 1.00 | 1.41 | 1.48 | 1.45 | 87 | 95 |
| 9-May-12 | 8:36 | Sunny | 002740 | 2.7691 | 2.7722 | 11753.72 | 11754.72 | 1.00 | 1.41 | 1.41 | 1.41 | 85 | 37 |
| 9-May-12 | 9:45 | Sunny | 002737 | 2.8073 | 2.8100 | 11754.72 | 11755.72 | 1.00 | 1.35 | 1.35 | 1.35 | 81 | 33 |
| 9-May-12 | 10:46 | Sunny | 002736 | 2.7988 | 2.8022 | 11755.72 | 11756.72 | 1.00 | 1.35 | 1.35 | 1.35 | 81 | 42 |
| 15-May-12 | 8:18 | Cloudy | 002761 | 2.7401 | 2.7462 | 11780.72 | 11781.72 | 1.00 | 1.41 | 1.44 | 1.43 | 86 | 71 |
| 15-May-12 | 9:22 | Cloudy | 002749 | 2.7689 | 2.7752 | 11781.72 | 11782.72 | 1.00 | 1.44 | 1.44 | 1.44 | 86 | 73 |
| 15-May-12 | 10:34 | Cloudy | 002747 | 2.7748 | 2.7793 | 11782.72 | 11783.72 | 1.00 | 1.44 | 1.46 | 1.45 | 87 | 52 |
| 21-May-12 | 8:25 | Cloudy | 002699 | 2.7708 | 2.7831 | 11807.72 | 11808.72 | 1.00 | 1.66 | 1.68 | 1.67 | 100 | 123 |
| 21-May-12 | 9:28 | Cloudy | 002901 | 2.7875 | 2.7955 | 11808.72 | 11809.72 | 1.00 | 1.68 | 1.68 | 1.68 | 101 | 79 |
| 21-May-12 | 10:30 | Cloudy | 002920 | 2.7995 | 2.8066 | 11809.72 | 11810.72 | 1.00 | 1.68 | 1.71 | 1.69 | 102 | 70 |
| 26-May-12 | 8:11 | Cloudy | 002754 | 2.7461 | 2.7567 | 11834.72 | 11835.72 | 1.00 | 1.37 | 1.33 | 1.35 | 81 | 131 |
| 26-May-12 | 9:19 | Cloudy | 002756 | 2.7460 | 2.7577 | 11835.72 | 11836.72 | 1.00 | 1.37 | 1.33 | 1.35 | 81 | 145 |
| 26-May-12 | 10:30 | Cloudy | 002857 | 2.7527 | 2.7629 | 11836.72 | 11837.72 | 1.00 | 1.37 | 1.33 | 1.35 | 81 | 126 |

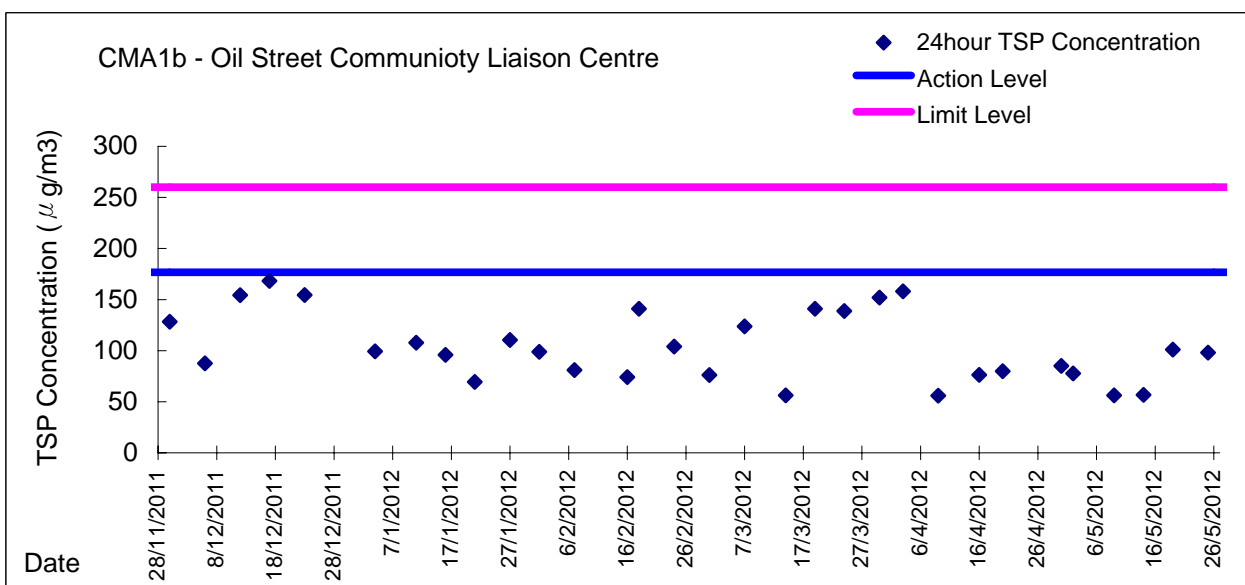
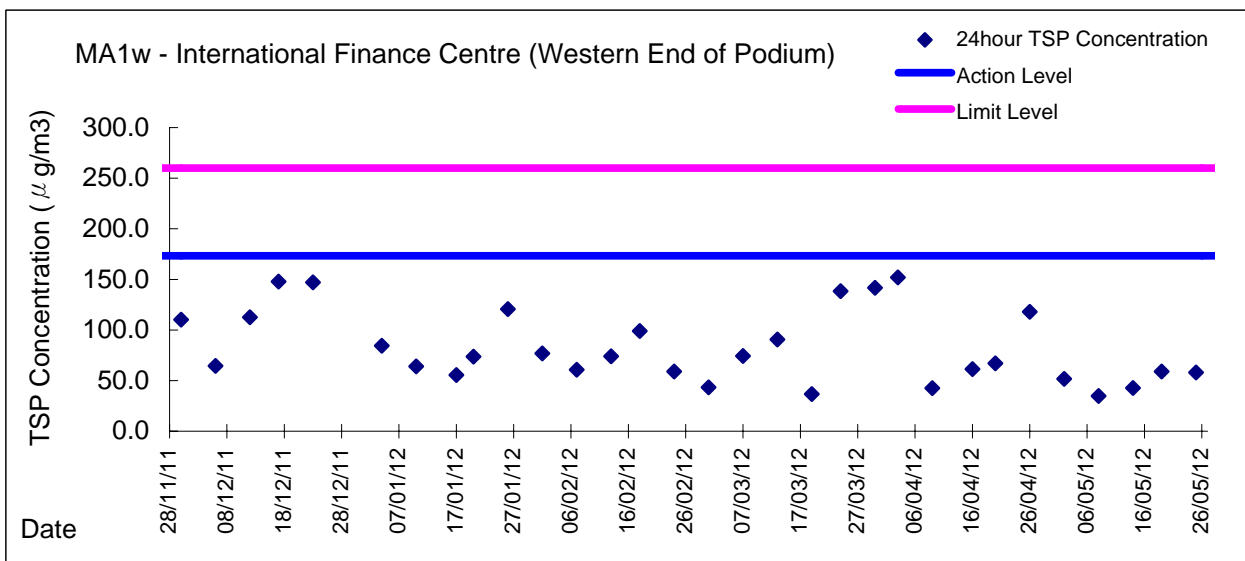
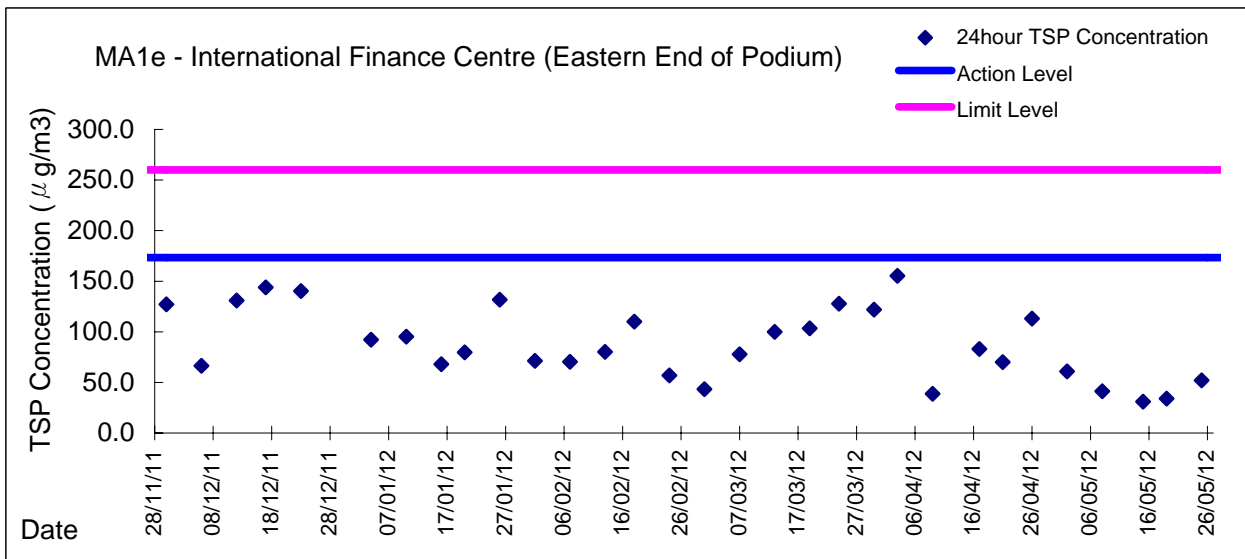
Graphic Presentation of 1 hour TSP Result


Graphic Presentation of 1 hour TSP Result


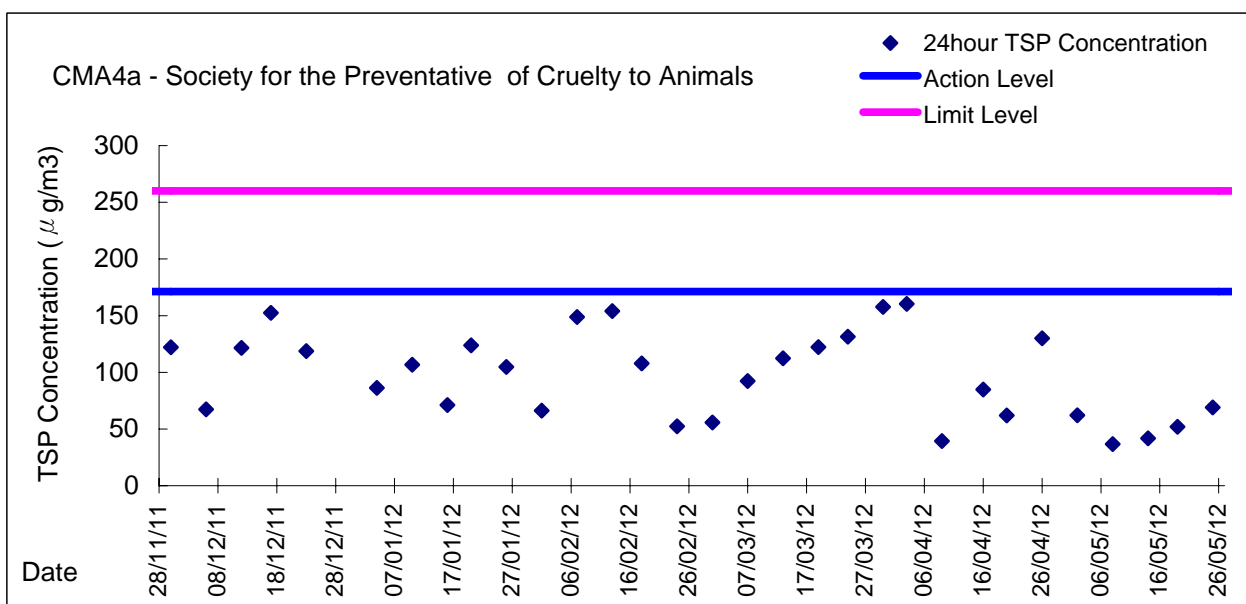
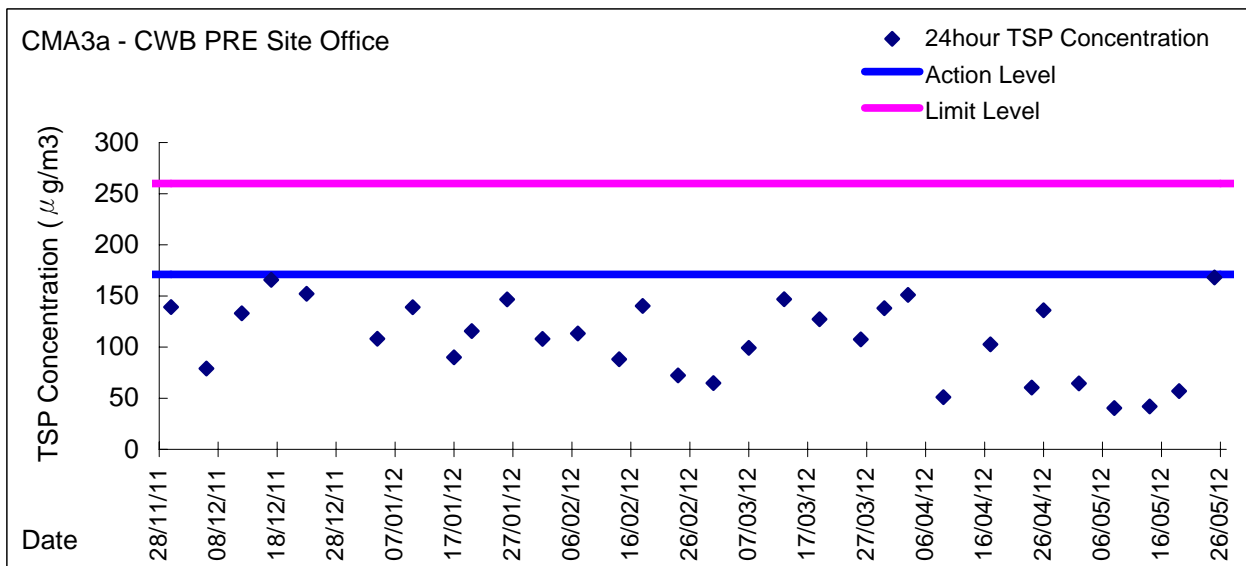
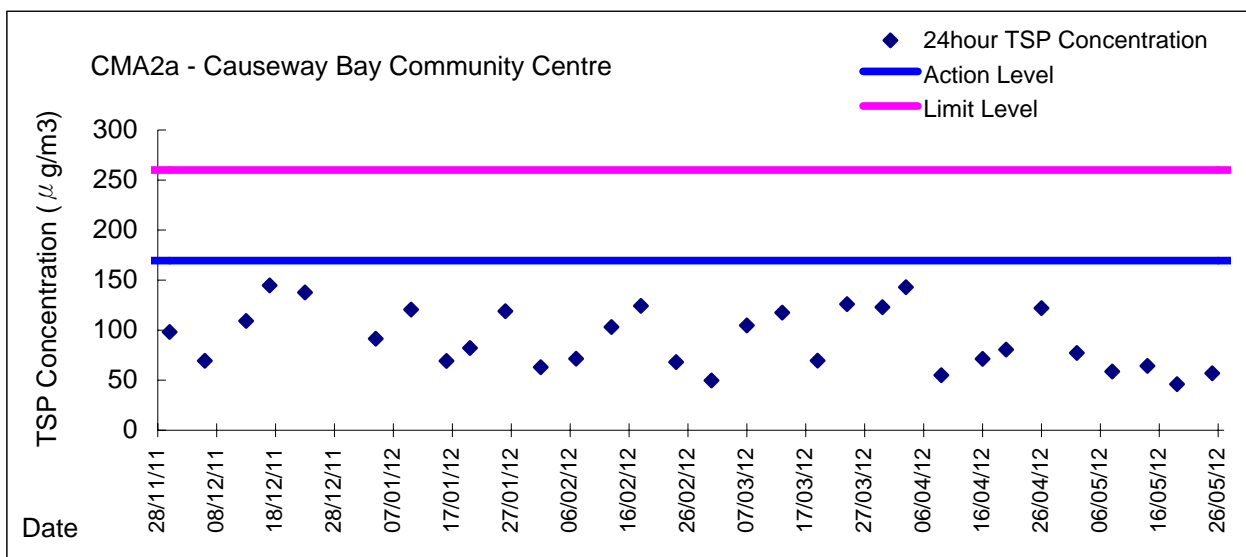
Graphic Presentation of 1 hour TSP Result



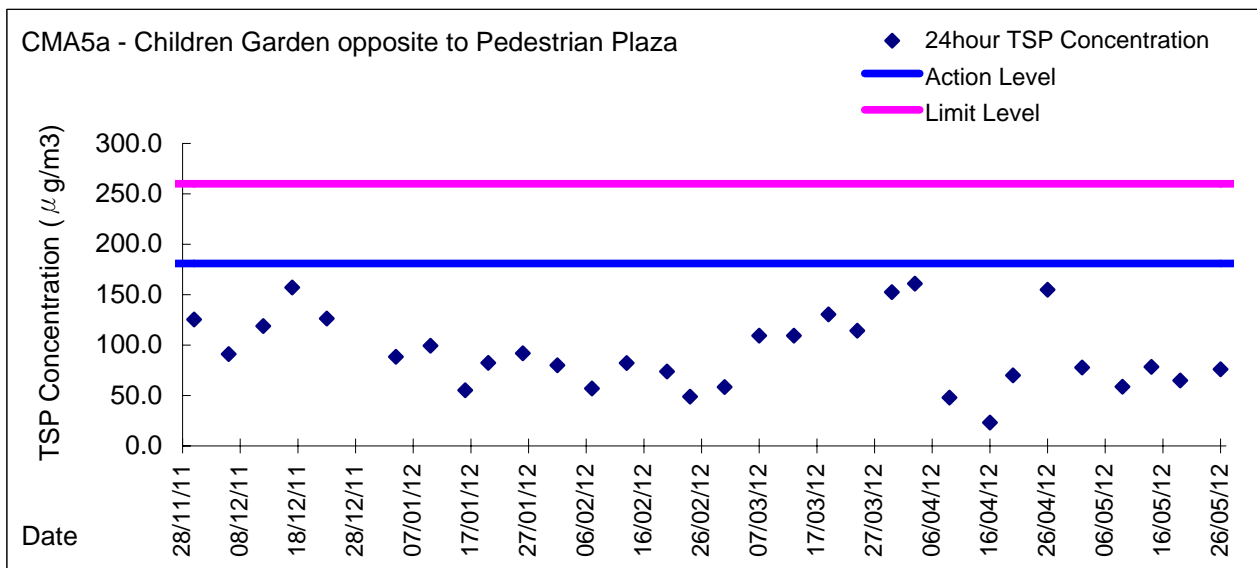
Graphic Presentation of 24 hour TSP Result



Graphic Presentation of 24 hour TSP Result



Graphic Presentation of 24 hour TSP Result





Appendix 5.4

Real Time Noise Monitoring Results and Graphical Presentations

Real-time Noise Data RTN1 (FEHD Hong Kong Transport Section Whitefield Depot)

Normal Day 07:00-19:00

| | | | | | | | | | | | |
|-----------------|------|----------------|------|-----------------|------|-----------------|------|-----------------|------|------------------------------|------|
| 30/4/2012 7:01 | 62.5 | 5/5/2012 13:31 | 67.1 | 11/5/2012 8:31 | 64.5 | 16/5/2012 15:31 | 65.1 | 22/5/2012 10:31 | 67.6 | 26/5/2012 17:31 | 67.0 |
| 30/4/2012 7:31 | 64.3 | 5/5/2012 14:01 | 79.8 | 11/5/2012 9:01 | 65.3 | 16/5/2012 16:01 | 64.3 | 22/5/2012 11:01 | 67.4 | 26/5/2012 18:01 | 66.2 |
| 30/4/2012 8:01 | 64.7 | 5/5/2012 14:31 | 75.0 | 11/5/2012 9:31 | 64.6 | 16/5/2012 16:31 | 65.0 | 22/5/2012 11:31 | 72.8 | 26/5/2012 18:31 | 66.9 |
| 30/4/2012 8:31 | 66.4 | 5/5/2012 15:01 | 67.9 | 11/5/2012 10:01 | 64.6 | 16/5/2012 17:01 | 66.2 | 22/5/2012 12:01 | 65.3 | Normal Day 19:00-23:00 | |
| 30/4/2012 8:31 | 66.4 | 5/5/2012 15:31 | 72.3 | 11/5/2012 10:31 | 63.8 | 16/5/2012 17:31 | 65.4 | 22/5/2012 12:31 | 66.1 | Sunday & Holiday 07:00-23:00 | |
| 30/4/2012 9:01 | 66.4 | 5/5/2012 16:01 | 66.8 | 11/5/2012 11:01 | 65.2 | 16/5/2012 18:01 | 64.0 | 22/5/2012 13:01 | 66.0 | 28/4/2012 7:01 | 61.1 |
| 30/4/2012 9:31 | 67.1 | 5/5/2012 16:31 | 65.7 | 11/5/2012 11:31 | 64.0 | 16/5/2012 18:31 | 63.5 | 22/5/2012 13:31 | 66.6 | 28/4/2012 7:31 | 60.8 |
| 30/4/2012 10:01 | 66.8 | 5/5/2012 17:01 | 65.4 | 11/5/2012 12:01 | 63.9 | 17/5/2012 7:01 | 63.2 | 22/5/2012 14:01 | 76.9 | 28/4/2012 7:31 | 60.8 |
| 30/4/2012 10:31 | 66.0 | 5/5/2012 17:31 | 64.8 | 11/5/2012 12:31 | 62.6 | 17/5/2012 7:31 | 64.4 | 22/5/2012 14:31 | 71.8 | 28/4/2012 7:31 | 60.8 |
| 30/4/2012 11:01 | 66.6 | 5/5/2012 18:01 | 65.7 | 11/5/2012 13:01 | 63.0 | 17/5/2012 8:01 | 64.8 | 22/5/2012 15:01 | 66.3 | 28/4/2012 7:31 | 61.5 |
| 30/4/2012 11:31 | 66.8 | 5/5/2012 18:31 | 64.9 | 11/5/2012 13:31 | 64.0 | 17/5/2012 8:31 | 65.8 | 22/5/2012 15:31 | 71.5 | 28/4/2012 7:16 | 62.2 |
| 30/4/2012 12:01 | 63.4 | 7/5/2012 7:01 | 63.2 | 11/5/2012 14:01 | 64.4 | 17/5/2012 9:01 | 66.7 | 22/5/2012 16:01 | 66.9 | 28/4/2012 7:21 | 62.2 |
| 30/4/2012 12:31 | 62.7 | 7/5/2012 7:31 | 64.1 | 11/5/2012 14:31 | 61.8 | 17/5/2012 9:31 | 67.3 | 22/5/2012 16:31 | 68.8 | 28/4/2012 7:26 | 62.4 |
| 30/4/2012 13:01 | 64.5 | 7/5/2012 8:01 | 63.8 | 11/5/2012 15:01 | 63.5 | 17/5/2012 10:01 | 67.7 | 22/5/2012 17:01 | 66.1 | 28/4/2012 7:31 | 63.2 |
| 30/4/2012 13:31 | 66.7 | 7/5/2012 8:31 | 66.3 | 11/5/2012 15:31 | 63.3 | 17/5/2012 10:31 | 68.0 | 22/5/2012 17:31 | 67.2 | 28/4/2012 7:36 | 60.6 |
| 30/4/2012 14:01 | 66.0 | 7/5/2012 9:01 | 65.7 | 11/5/2012 16:01 | 64.4 | 17/5/2012 11:01 | 68.5 | 22/5/2012 18:01 | 64.3 | 28/4/2012 7:41 | 62.5 |
| 30/4/2012 14:31 | 66.2 | 7/5/2012 9:31 | 67.0 | 11/5/2012 16:31 | 64.6 | 17/5/2012 11:31 | 67.9 | 22/5/2012 18:31 | 64.1 | 28/4/2012 7:46 | 62.2 |
| 30/4/2012 15:01 | 66.2 | 7/5/2012 10:01 | 66.6 | 11/5/2012 17:01 | 65.1 | 17/5/2012 12:01 | 64.0 | 23/5/2012 7:01 | 69.3 | 28/4/2012 7:51 | 61.7 |
| 30/4/2012 15:31 | 66.3 | 7/5/2012 10:31 | 67.2 | 11/5/2012 17:31 | 64.7 | 17/5/2012 12:31 | 65.2 | 23/5/2012 7:31 | 64.7 | 28/4/2012 7:56 | 62.4 |
| 30/4/2012 16:01 | 67.1 | 7/5/2012 11:01 | 67.3 | 11/5/2012 18:01 | 63.5 | 17/5/2012 13:01 | 70.3 | 23/5/2012 8:01 | 64.9 | 28/4/2012 8:01 | 61.9 |
| 30/4/2012 16:31 | 67.3 | 7/5/2012 11:31 | 67.3 | 11/5/2012 18:31 | 62.4 | 17/5/2012 13:31 | 71.9 | 23/5/2012 8:31 | 67.0 | 28/4/2012 8:06 | 62.3 |
| 30/4/2012 17:01 | 66.8 | 7/5/2012 12:01 | 62.8 | 12/5/2012 7:01 | 64.9 | 17/5/2012 14:01 | 67.4 | 23/5/2012 9:01 | 67.7 | 28/4/2012 8:11 | 62.3 |
| 30/4/2012 17:31 | 65.2 | 7/5/2012 12:31 | 62.6 | 12/5/2012 7:31 | 65.1 | 17/5/2012 14:31 | 70.9 | 23/5/2012 9:31 | 66.4 | 28/4/2012 8:16 | 64.3 |
| 30/4/2012 18:01 | 63.3 | 7/5/2012 13:01 | 75.0 | 12/5/2012 8:01 | 64.5 | 17/5/2012 15:01 | 67.7 | 23/5/2012 10:01 | 69.0 | 28/4/2012 8:21 | 63.6 |
| 30/4/2012 18:31 | 63.3 | 7/5/2012 13:31 | 76.9 | 12/5/2012 8:31 | 65.1 | 17/5/2012 15:31 | 69.0 | 23/5/2012 10:31 | 67.5 | 28/4/2012 8:26 | 64.2 |
| 2/5/2012 7:01 | 61.5 | 7/5/2012 14:01 | 67.4 | 12/5/2012 9:01 | 66.0 | 17/5/2012 16:01 | 66.7 | 23/5/2012 11:01 | 67.1 | 28/4/2012 8:31 | 63.9 |
| 2/5/2012 7:31 | 64.2 | 7/5/2012 14:31 | 74.9 | 12/5/2012 9:31 | 63.8 | 17/5/2012 16:31 | 67.3 | 23/5/2012 11:31 | 67.7 | 28/4/2012 8:36 | 64.5 |
| 2/5/2012 8:01 | 64.7 | 7/5/2012 15:01 | 67.6 | 12/5/2012 10:01 | 64.7 | 17/5/2012 17:01 | 67.9 | 23/5/2012 12:01 | 67.3 | 28/4/2012 8:41 | 64.2 |
| 2/5/2012 8:31 | 66.0 | 7/5/2012 15:31 | 71.5 | 12/5/2012 10:31 | 64.0 | 17/5/2012 17:31 | 65.8 | 23/5/2012 12:31 | 66.4 | 28/4/2012 8:46 | 63.9 |
| 2/5/2012 9:01 | 67.5 | 7/5/2012 16:01 | 65.6 | 12/5/2012 11:01 | 69.4 | 17/5/2012 18:01 | 66.3 | 23/5/2012 13:01 | 65.1 | 28/4/2012 8:51 | 65.8 |
| 2/5/2012 9:31 | 67.3 | 7/5/2012 16:31 | 66.6 | 12/5/2012 11:31 | 68.6 | 17/5/2012 18:31 | 64.9 | 23/5/2012 13:31 | 67.9 | 28/4/2012 8:56 | 66.0 |
| 2/5/2012 10:01 | 67.3 | 7/5/2012 17:01 | 66.7 | 12/5/2012 12:01 | 63.8 | 18/5/2012 7:01 | 64.0 | 23/5/2012 14:01 | 68.2 | 28/4/2012 9:01 | 64.9 |
| 2/5/2012 10:31 | 66.1 | 7/5/2012 17:31 | 66.3 | 12/5/2012 12:31 | 62.5 | 18/5/2012 7:31 | 64.9 | 23/5/2012 14:31 | 68.0 | 28/4/2012 9:06 | 65.3 |
| 2/5/2012 11:01 | 67.5 | 7/5/2012 18:01 | 65.2 | 12/5/2012 13:01 | 63.5 | 18/5/2012 8:01 | 64.7 | 23/5/2012 15:01 | 68.7 | 28/4/2012 9:11 | 64.6 |
| 2/5/2012 11:31 | 66.0 | 7/5/2012 18:31 | 63.2 | 12/5/2012 13:31 | 69.7 | 18/5/2012 8:31 | 65.9 | 23/5/2012 15:31 | 67.6 | 28/4/2012 9:16 | 64.5 |
| 2/5/2012 12:01 | 63.6 | 8/5/2012 7:01 | 63.9 | 12/5/2012 14:01 | 70.3 | 18/5/2012 9:01 | 65.6 | 23/5/2012 16:01 | 68.6 | 28/4/2012 9:21 | 64.5 |
| 2/5/2012 12:31 | 67.4 | 8/5/2012 7:31 | 64.0 | 12/5/2012 14:31 | 65.4 | 18/5/2012 9:31 | 65.1 | 23/5/2012 16:31 | 66.3 | 28/4/2012 9:26 | 64.0 |
| 2/5/2012 13:01 | 65.3 | 8/5/2012 8:01 | 64.8 | 12/5/2012 15:01 | 72.3 | 18/5/2012 10:01 | 66.1 | 23/5/2012 17:01 | 67.3 | 28/4/2012 9:31 | 63.9 |
| 2/5/2012 13:31 | 65.9 | 8/5/2012 8:31 | 65.9 | 12/5/2012 15:31 | 68.0 | 18/5/2012 10:31 | 65.5 | 23/5/2012 17:31 | 67.0 | 28/4/2012 9:36 | 63.8 |
| 2/5/2012 14:01 | 66.4 | 8/5/2012 9:01 | 65.7 | 12/5/2012 16:01 | 64.4 | 18/5/2012 11:01 | 68.2 | 23/5/2012 18:01 | 64.9 | 28/4/2012 9:41 | 64.4 |
| 2/5/2012 14:31 | 69.9 | 8/5/2012 9:31 | 65.1 | 12/5/2012 16:31 | 66.0 | 18/5/2012 11:31 | 67.7 | 23/5/2012 18:31 | 65.2 | 28/4/2012 9:46 | 64.0 |
| 2/5/2012 15:01 | 68.8 | 8/5/2012 10:01 | 64.7 | 12/5/2012 17:01 | 67.9 | 18/5/2012 12:01 | 64.5 | 24/5/2012 7:01 | 62.8 | 28/4/2012 9:51 | 63.4 |
| 2/5/2012 15:31 | 68.7 | 8/5/2012 10:31 | 65.3 | 12/5/2012 17:31 | 65.8 | 18/5/2012 12:31 | 64.0 | 24/5/2012 7:31 | 63.5 | 28/4/2012 10:01 | 64.6 |
| 2/5/2012 16:01 | 69.2 | 8/5/2012 11:01 | 64.9 | 12/5/2012 18:01 | 63.9 | 18/5/2012 13:01 | 64.3 | 24/5/2012 8:01 | 64.7 | 28/4/2012 10:06 | 64.7 |
| 2/5/2012 16:31 | 67.9 | 8/5/2012 11:31 | 63.8 | 12/5/2012 18:31 | 64.2 | 18/5/2012 13:31 | 68.2 | 24/5/2012 8:31 | 67.1 | 28/4/2012 10:11 | 64.7 |
| 2/5/2012 17:01 | 68.9 | 8/5/2012 12:01 | 65.3 | 14/5/2012 7:01 | 64.2 | 18/5/2012 14:01 | 74.9 | 24/5/2012 9:01 | 67.1 | 28/4/2012 10:16 | 64.8 |
| 2/5/2012 17:31 | 66.8 | 8/5/2012 12:31 | 63.4 | 14/5/2012 7:31 | 65.6 | 18/5/2012 14:31 | 70.2 | 24/5/2012 9:31 | 68.0 | 28/4/2012 10:21 | 65.0 |
| 2/5/2012 18:01 | 68.7 | 8/5/2012 13:01 | 64.7 | 14/5/2012 8:01 | 64.9 | 18/5/2012 15:01 | 70.2 | 24/5/2012 10:01 | 68.3 | 28/4/2012 10:26 | 66.2 |
| 2/5/2012 18:31 | 68.2 | 8/5/2012 13:31 | 63.9 | 14/5/2012 8:31 | 66.4 | 18/5/2012 15:31 | 69.1 | 24/5/2012 10:31 | 70.9 | 28/4/2012 10:31 | 65.0 |
| 3/5/2012 7:01 | 62.4 | 8/5/2012 14:01 | 64.0 | 14/5/2012 9:01 | 64.8 | 18/5/2012 16:01 | 65.3 | 24/5/2012 11:01 | 69.3 | 28/4/2012 10:36 | 64.9 |
| 3/5/2012 7:31 | 63.4 | 8/5/2012 14:31 | 64.9 | 14/5/2012 9:31 | 63.7 | 18/5/2012 16:31 | 66.2 | 24/5/2012 11:31 | 68.4 | 28/4/2012 10:41 | 64.7 |
| 3/5/2012 8:01 | 64.2 | 8/5/2012 15:01 | 63.6 | 14/5/2012 10:01 | 64.6 | 18/5/2012 17:01 | 67.0 | 24/5/2012 12:01 | 64.2 | 28/4/2012 10:46 | 64.9 |
| 3/5/2012 8:31 | 65.8 | 8/5/2012 15:31 | 64.0 | 14/5/2012 10:31 | 64.0 | 18/5/2012 17:31 | 65.5 | 24/5/2012 12:31 | 62.9 | 28/4/2012 10:51 | 65.4 |
| 3/5/2012 9:01 | 66.1 | 8/5/2012 16:01 | 65.1 | 14/5/2012 11:01 | 69.5 | 18/5/2012 18:01 | 64.2 | 24/5/2012 13:01 | 65.6 | 28/4/2012 10:56 | 64.0 |
| 3/5/2012 9:31 | 66.8 | 8/5/2012 16:31 | 64.6 | 14/5/2012 11:31 | 67.8 | 18/5/2012 18:31 | 64.5 | 24/5/2012 13:31 | 69.9 | 28/4/2012 11:01 | 64.3 |
| 3/5/2012 10:01 | 66.8 | 8/5/2012 17:01 | 66.2 | 14/5/2012 12:01 | 63.0 | 19/5/2012 7:01 | 63.3 | 24/5/2012 14:01 | 72.5 | 28/4/2012 11:06 | 64.3 |
| 3/5/2012 10:31 | 66.2 | 8/5/2012 17:31 | 66.3 | 14/5/2012 12:31 | 62.2 | 19/5/2012 7:31 | 64.0 | 24/5/2012 14:31 | 70.0 | 28/4/2012 11:11 | 64.9 |
| 3/5/2012 11:01 | 70.0 | 8/5/2012 18:01 | 63.9 | 14/5/2012 13:01 | 62.1 | 19/5/2012 8:01 | 64.4 | 24/5/2012 15:01 | 67.7 | 28/4/2012 11:16 | 64.8 |
| 3/5/2012 11:31 | 68.6 | 8/5/2012 18:31 | 64.4 | 14/5/2012 13:31 | 68.9 | 19/5/2012 8:31 | 66.0 | 24/5/2012 15:31 | 69.2 | 28/4/2012 11:21 | 64.1 |
| 3/5/2012 12:01 | 63.9 | 9/5/2012 7:01 | 65.0 | 14/5/2012 14:01 | 71.2 | 19/5/2012 9:01 | 66.3 | 24/5/2012 16:01 | 68.0 | 28/4/2012 11:26 | 63.3 |
| 3/5/2012 12:31 | 62.2 | 9/5/2012 7:31 | 65.6 | 14/5/2012 14:31 | 65.1 | 19/5/2012 9:31 | 66.4 | 24/5/2012 16:31 | 68.8 | 28/4/2012 11:31 | 64.9 |
| 3/5/2012 13:01 | 66.5 | 9/5/2012 8:01 | 66.0 | 14/5/2012 15:01 | 71.9 | 19/5/2012 10:01 | 66.4 | 24/5/2012 17:01 | 67.9 | 28/4/2012 11:36 | 64.1 |
| 3/5/2012 13:31 | 66.7 | 9/5/2012 8:31 | 64.8 | 14/5/2012 15:31 | 67.6 | 19/5/2012 10:31 | 67.0 | 24/5/2012 17:31 | 67.1 | 28/4/2012 11:41 | 63.9 |
| 3/5/2012 14:01 | 67.0 | 9/5/2012 9:01 | 67.3 | 14/5/2012 16:01 | 63.5 | 19/5/2012 11:01 | 66.8 | 24/5/2012 18:01 | 67.4 | 28/4/2012 11:46 | 63.6 |
| 3/5/2012 14:31 | 66.9 | 9/5/2012 9:31 | 68.1 | 14/5/2012 16:31 | 66.3 | 19/5/2012 11:31 | 66.7 | 24/5/2012 18:31 | 67.1 | 28/4/2012 11:51 | 64.5 |
| 3/5/2012 15:01 | 67.8 | 9/5/2012 10:01 | 69.5 | 14/5/2012 17:01 | 68.2 | 19/5/2012 12:01 | 63.9 | 25/5/2012 7:01 | 65.8 | 28/4/2012 11:56 | 64.2 |
| 3/5/2012 15:31 | 66.2 | 9/5/2012 10:31 | 70.7 | 14/5/2012 17:31 | 65.5 | 19/5/2012 12:31 | 63.7 | 25/5/2012 7:31 | 64.4 | 28/4/2012 12:01 | 63.4 |
| 3/5/2012 16:01 | 65.8 | 9/5/2012 11:01 | 68.7 | 14/5/2012 18:01 | 62.5 | 19/5/2012 13:01 | 70.2 | 25/5/2012 8:01 | 64.8 | 28/4/2012 12:06 | 63.1 |
| 3/5/2012 16:31 | 66.2 | 9/5/2012 11:31 | 69.1 | 14/5/2012 18:31 | 62.9 | 19/5/2012 13:31 | 72.2 | 25/5/2012 8:31 | 66.5 | 28/4/2012 12:11 | 63.7 |
| 3/5/2012 17:01 | 65.9 | 9/5/2012 12:01 | 65.3 | 15/5/2012 7:01 | 62.7 | 19/5/2012 14:01 | 67.2 | 25/5/2012 9:01 | 66.8 | 28/4/2012 12:16 | 64.1 |
| 3/5/2012 17:31 | 65.0 | | | | | | | | | | |

Real-time Noise Data RTN1 (FEHD Hong Kong Transport Section Whitefield Depot)

| | | | | | | | | | | | |
|-----------------|------|-----------------|------|-----------------|------|----------------|------|----------------|------|----------------|------|
| 28/4/2012 15:41 | 63.2 | 29/4/2012 8:51 | 62.2 | 29/4/2012 18:01 | 63.1 | 1/5/2012 7:11 | 63.5 | 1/5/2012 16:21 | 64.1 | 2/5/2012 21:31 | 64.8 |
| 28/4/2012 15:46 | 63.8 | 29/4/2012 8:56 | 62.3 | 29/4/2012 18:06 | 63.2 | 1/5/2012 7:16 | 63.3 | 1/5/2012 16:26 | 64.6 | 2/5/2012 21:36 | 65.6 |
| 28/4/2012 15:51 | 62.8 | 29/4/2012 9:01 | 62.4 | 29/4/2012 18:11 | 62.0 | 1/5/2012 7:21 | 62.8 | 1/5/2012 16:31 | 69.4 | 2/5/2012 21:41 | 64.9 |
| 28/4/2012 15:56 | 63.4 | 29/4/2012 9:06 | 62.3 | 29/4/2012 18:16 | 62.4 | 1/5/2012 7:26 | 62.8 | 1/5/2012 16:36 | 70.9 | 2/5/2012 21:46 | 64.2 |
| 28/4/2012 16:01 | 62.7 | 29/4/2012 9:11 | 63.5 | 29/4/2012 18:21 | 62.4 | 1/5/2012 7:31 | 63.9 | 1/5/2012 16:41 | 67.1 | 2/5/2012 21:51 | 64.4 |
| 28/4/2012 16:06 | 63.5 | 29/4/2012 9:16 | 63.2 | 29/4/2012 18:26 | 62.5 | 1/5/2012 7:36 | 63.6 | 1/5/2012 16:46 | 65.2 | 2/5/2012 21:56 | 64.6 |
| 28/4/2012 16:11 | 63.5 | 29/4/2012 9:21 | 62.2 | 29/4/2012 18:31 | 62.2 | 1/5/2012 7:41 | 64.3 | 1/5/2012 16:51 | 65.3 | 2/5/2012 22:01 | 64.6 |
| 28/4/2012 16:16 | 63.7 | 29/4/2012 9:26 | 63.3 | 29/4/2012 18:36 | 62.7 | 1/5/2012 7:46 | 64.3 | 1/5/2012 16:56 | 65.1 | 2/5/2012 22:06 | 64.5 |
| 28/4/2012 16:21 | 63.3 | 29/4/2012 9:31 | 62.7 | 29/4/2012 18:41 | 62.6 | 1/5/2012 7:51 | 64.4 | 1/5/2012 17:01 | 65.4 | 2/5/2012 22:11 | 63.7 |
| 28/4/2012 16:26 | 63.6 | 29/4/2012 9:36 | 63.1 | 29/4/2012 18:46 | 62.6 | 1/5/2012 7:56 | 64.1 | 1/5/2012 17:06 | 65.1 | 2/5/2012 22:16 | 64.0 |
| 28/4/2012 16:31 | 62.8 | 29/4/2012 9:41 | 64.4 | 29/4/2012 18:51 | 62.0 | 1/5/2012 8:01 | 64.4 | 1/5/2012 17:11 | 65.0 | 2/5/2012 22:21 | 64.2 |
| 28/4/2012 16:36 | 62.9 | 29/4/2012 9:46 | 64.9 | 29/4/2012 18:56 | 62.3 | 1/5/2012 8:06 | 65.1 | 1/5/2012 17:16 | 66.5 | 2/5/2012 22:26 | 65.1 |
| 28/4/2012 16:41 | 65.7 | 29/4/2012 9:51 | 63.5 | 29/4/2012 19:01 | 62.2 | 1/5/2012 8:11 | 65.4 | 1/5/2012 17:21 | 65.4 | 2/5/2012 22:31 | 64.3 |
| 28/4/2012 16:46 | 61.9 | 29/4/2012 9:56 | 63.2 | 29/4/2012 19:06 | 61.8 | 1/5/2012 8:16 | 64.9 | 1/5/2012 17:26 | 65.2 | 2/5/2012 22:36 | 64.0 |
| 28/4/2012 16:51 | 62.8 | 29/4/2012 10:01 | 63.4 | 29/4/2012 19:11 | 62.2 | 1/5/2012 8:21 | 65.4 | 1/5/2012 17:31 | 65.0 | 2/5/2012 22:41 | 64.4 |
| 28/4/2012 16:56 | 63.6 | 29/4/2012 10:06 | 63.2 | 29/4/2012 19:16 | 62.1 | 1/5/2012 8:26 | 66.1 | 1/5/2012 17:36 | 64.7 | 2/5/2012 22:46 | 64.4 |
| 28/4/2012 17:01 | 64.0 | 29/4/2012 10:11 | 63.0 | 29/4/2012 19:21 | 62.7 | 1/5/2012 8:31 | 66.4 | 1/5/2012 17:41 | 64.9 | 2/5/2012 22:51 | 64.8 |
| 28/4/2012 17:06 | 63.5 | 29/4/2012 10:16 | 63.9 | 29/4/2012 19:26 | 62.0 | 1/5/2012 8:36 | 66.3 | 1/5/2012 17:46 | 63.5 | 2/5/2012 22:56 | 65.3 |
| 28/4/2012 17:11 | 63.4 | 29/4/2012 10:21 | 63.3 | 29/4/2012 19:31 | 61.7 | 1/5/2012 8:41 | 70.2 | 1/5/2012 17:51 | 65.7 | 3/5/2012 19:01 | 61.8 |
| 28/4/2012 17:16 | 63.9 | 29/4/2012 10:26 | 63.9 | 29/4/2012 19:36 | 61.8 | 1/5/2012 8:46 | 69.5 | 1/5/2012 17:56 | 66.5 | 3/5/2012 19:06 | 62.1 |
| 28/4/2012 17:21 | 63.9 | 29/4/2012 10:31 | 63.6 | 29/4/2012 19:41 | 62.1 | 1/5/2012 8:51 | 67.1 | 1/5/2012 18:01 | 66.1 | 3/5/2012 19:11 | 62.5 |
| 28/4/2012 17:26 | 63.9 | 29/4/2012 10:36 | 64.1 | 29/4/2012 19:46 | 61.6 | 1/5/2012 8:56 | 65.8 | 1/5/2012 18:06 | 66.7 | 3/5/2012 19:16 | 62.7 |
| 28/4/2012 17:31 | 63.0 | 29/4/2012 10:41 | 63.5 | 29/4/2012 19:51 | 61.5 | 1/5/2012 9:01 | 66.8 | 1/5/2012 18:11 | 66.7 | 3/5/2012 19:21 | 63.5 |
| 28/4/2012 17:36 | 63.4 | 29/4/2012 10:46 | 62.9 | 29/4/2012 19:56 | 61.6 | 1/5/2012 9:06 | 65.9 | 1/5/2012 18:16 | 67.1 | 3/5/2012 19:26 | 62.5 |
| 28/4/2012 17:41 | 62.9 | 29/4/2012 10:51 | 62.8 | 29/4/2012 20:01 | 61.5 | 1/5/2012 9:11 | 65.4 | 1/5/2012 18:21 | 66.1 | 3/5/2012 19:31 | 62.7 |
| 28/4/2012 17:46 | 62.5 | 29/4/2012 10:56 | 63.5 | 29/4/2012 20:06 | 61.0 | 1/5/2012 9:16 | 65.7 | 1/5/2012 18:26 | 65.9 | 3/5/2012 19:36 | 62.8 |
| 28/4/2012 17:51 | 62.9 | 29/4/2012 11:01 | 63.7 | 29/4/2012 20:11 | 61.4 | 1/5/2012 9:21 | 64.8 | 1/5/2012 18:31 | 65.9 | 3/5/2012 19:41 | 62.4 |
| 28/4/2012 17:56 | 62.7 | 29/4/2012 11:06 | 63.2 | 29/4/2012 20:16 | 61.6 | 1/5/2012 9:26 | 64.8 | 1/5/2012 18:36 | 65.7 | 3/5/2012 19:46 | 62.3 |
| 28/4/2012 18:01 | 63.3 | 29/4/2012 11:11 | 64.6 | 29/4/2012 20:21 | 61.5 | 1/5/2012 9:31 | 64.9 | 1/5/2012 18:41 | 65.6 | 3/5/2012 19:51 | 62.1 |
| 28/4/2012 18:06 | 61.8 | 29/4/2012 11:16 | 64.4 | 29/4/2012 20:26 | 61.1 | 1/5/2012 9:36 | 64.6 | 1/5/2012 18:46 | 65.5 | 3/5/2012 19:56 | 63.8 |
| 28/4/2012 18:11 | 62.1 | 29/4/2012 11:21 | 64.0 | 29/4/2012 20:31 | 62.1 | 1/5/2012 9:41 | 64.4 | 1/5/2012 18:51 | 65.7 | 3/5/2012 20:01 | 62.7 |
| 28/4/2012 18:16 | 62.1 | 29/4/2012 11:26 | 64.1 | 29/4/2012 20:36 | 61.4 | 1/5/2012 9:46 | 65.5 | 1/5/2012 18:56 | 65.9 | 3/5/2012 20:06 | 61.5 |
| 28/4/2012 18:21 | 62.0 | 29/4/2012 11:31 | 63.8 | 29/4/2012 20:41 | 61.2 | 1/5/2012 9:51 | 65.7 | 1/5/2012 19:01 | 66.5 | 3/5/2012 20:11 | 61.8 |
| 28/4/2012 18:26 | 61.4 | 29/4/2012 11:36 | 64.0 | 29/4/2012 20:46 | 61.6 | 1/5/2012 9:56 | 65.6 | 1/5/2012 19:06 | 65.8 | 3/5/2012 20:16 | 61.2 |
| 28/4/2012 18:31 | 61.2 | 29/4/2012 11:41 | 63.3 | 29/4/2012 20:51 | 61.1 | 1/5/2012 10:01 | 66.2 | 1/5/2012 19:11 | 65.2 | 3/5/2012 20:21 | 61.8 |
| 28/4/2012 18:36 | 60.6 | 29/4/2012 11:46 | 65.6 | 29/4/2012 20:56 | 61.1 | 1/5/2012 10:06 | 65.8 | 1/5/2012 19:16 | 65.9 | 3/5/2012 20:26 | 62.0 |
| 28/4/2012 18:41 | 61.3 | 29/4/2012 11:51 | 63.2 | 29/4/2012 21:01 | 61.0 | 1/5/2012 10:11 | 65.7 | 1/5/2012 19:21 | 65.4 | 3/5/2012 20:31 | 61.8 |
| 28/4/2012 18:46 | 61.3 | 29/4/2012 11:56 | 62.6 | 29/4/2012 21:06 | 61.7 | 1/5/2012 10:16 | 65.6 | 1/5/2012 19:26 | 65.9 | 3/5/2012 20:36 | 61.7 |
| 28/4/2012 18:51 | 62.0 | 29/4/2012 12:01 | 62.7 | 29/4/2012 21:11 | 61.3 | 1/5/2012 10:21 | 66.1 | 1/5/2012 19:31 | 65.1 | 3/5/2012 20:41 | 62.3 |
| 28/4/2012 18:56 | 61.8 | 29/4/2012 12:06 | 62.7 | 29/4/2012 21:16 | 61.2 | 1/5/2012 10:26 | 69.9 | 1/5/2012 19:36 | 65.2 | 3/5/2012 20:46 | 63.1 |
| 28/4/2012 19:01 | 61.7 | 29/4/2012 12:11 | 63.0 | 29/4/2012 21:21 | 61.2 | 1/5/2012 10:31 | 66.0 | 1/5/2012 19:41 | 65.4 | 3/5/2012 20:51 | 62.4 |
| 28/4/2012 19:06 | 62.3 | 29/4/2012 12:16 | 62.5 | 29/4/2012 21:26 | 61.5 | 1/5/2012 10:36 | 65.9 | 1/5/2012 19:46 | 65.6 | 3/5/2012 20:56 | 62.8 |
| 28/4/2012 19:11 | 61.7 | 29/4/2012 12:21 | 62.4 | 29/4/2012 21:31 | 61.2 | 1/5/2012 10:41 | 65.8 | 1/5/2012 19:51 | 64.3 | 3/5/2012 21:01 | 61.5 |
| 28/4/2012 19:16 | 62.2 | 29/4/2012 12:26 | 64.1 | 29/4/2012 21:36 | 61.3 | 1/5/2012 10:46 | 66.2 | 1/5/2012 19:56 | 63.7 | 3/5/2012 21:06 | 61.7 |
| 28/4/2012 19:21 | 62.9 | 29/4/2012 12:31 | 62.5 | 29/4/2012 21:41 | 61.4 | 1/5/2012 10:51 | 65.8 | 1/5/2012 20:01 | 63.5 | 3/5/2012 21:11 | 61.8 |
| 28/4/2012 19:26 | 62.5 | 29/4/2012 12:36 | 62.8 | 29/4/2012 21:46 | 61.2 | 1/5/2012 10:56 | 67.3 | 1/5/2012 20:06 | 64.2 | 3/5/2012 21:16 | 61.9 |
| 28/4/2012 19:31 | 62.5 | 29/4/2012 12:41 | 62.6 | 29/4/2012 21:51 | 61.7 | 1/5/2012 11:01 | 67.1 | 1/5/2012 20:11 | 64.7 | 3/5/2012 21:21 | 61.8 |
| 28/4/2012 19:36 | 62.6 | 29/4/2012 12:46 | 62.7 | 29/4/2012 21:56 | 61.6 | 1/5/2012 11:06 | 66.8 | 1/5/2012 20:16 | 64.7 | 3/5/2012 21:26 | 61.7 |
| 28/4/2012 19:41 | 63.1 | 29/4/2012 12:51 | 63.6 | 29/4/2012 22:01 | 61.8 | 1/5/2012 11:11 | 67.3 | 1/5/2012 20:21 | 64.7 | 3/5/2012 21:31 | 61.8 |
| 28/4/2012 19:46 | 63.1 | 29/4/2012 12:56 | 62.3 | 29/4/2012 22:06 | 61.9 | 1/5/2012 11:16 | 67.1 | 1/5/2012 20:26 | 64.9 | 3/5/2012 21:36 | 62.0 |
| 28/4/2012 19:51 | 63.1 | 29/4/2012 13:01 | 63.2 | 29/4/2012 22:11 | 61.6 | 1/5/2012 11:21 | 66.8 | 1/5/2012 20:31 | 64.9 | 3/5/2012 21:41 | 61.5 |
| 28/4/2012 19:56 | 62.2 | 29/4/2012 13:06 | 63.0 | 29/4/2012 22:16 | 61.7 | 1/5/2012 11:26 | 66.1 | 1/5/2012 20:36 | 63.2 | 3/5/2012 21:46 | 61.9 |
| 28/4/2012 20:01 | 62.7 | 29/4/2012 13:11 | 63.5 | 29/4/2012 22:21 | 61.3 | 1/5/2012 11:31 | 66.6 | 1/5/2012 20:41 | 64.6 | 3/5/2012 21:51 | 61.8 |
| 28/4/2012 20:06 | 63.3 | 29/4/2012 13:16 | 63.1 | 29/4/2012 22:26 | 61.2 | 1/5/2012 11:36 | 66.7 | 1/5/2012 20:46 | 64.9 | 3/5/2012 21:56 | 61.5 |
| 28/4/2012 20:11 | 64.6 | 29/4/2012 13:21 | 64.0 | 29/4/2012 22:31 | 61.0 | 1/5/2012 11:41 | 66.5 | 1/5/2012 20:51 | 64.9 | 3/5/2012 22:01 | 61.6 |
| 28/4/2012 20:16 | 61.7 | 29/4/2012 13:26 | 64.5 | 29/4/2012 22:36 | 61.7 | 1/5/2012 11:46 | 65.7 | 1/5/2012 20:56 | 65.0 | 3/5/2012 22:06 | 62.0 |
| 28/4/2012 20:21 | 61.9 | 29/4/2012 13:31 | 65.1 | 29/4/2012 22:41 | 61.2 | 1/5/2012 11:51 | 65.2 | 1/5/2012 21:01 | 64.7 | 3/5/2012 22:11 | 62.3 |
| 28/4/2012 20:26 | 61.3 | 29/4/2012 13:36 | 62.4 | 29/4/2012 22:46 | 60.7 | 1/5/2012 11:56 | 65.7 | 1/5/2012 21:06 | 64.8 | 3/5/2012 22:16 | 63.2 |
| 28/4/2012 20:31 | 61.8 | 29/4/2012 13:41 | 62.6 | 29/4/2012 22:51 | 61.3 | 1/5/2012 12:01 | 65.5 | 1/5/2012 21:11 | 64.4 | 3/5/2012 22:21 | 62.0 |
| 28/4/2012 20:36 | 61.9 | 29/4/2012 13:46 | 62.4 | 29/4/2012 22:56 | 61.2 | 1/5/2012 12:06 | 66.4 | 1/5/2012 21:16 | 64.7 | 3/5/2012 22:26 | 61.8 |
| 28/4/2012 20:41 | 63.0 | 29/4/2012 13:51 | 62.5 | 30/4/2012 19:01 | 61.7 | 1/5/2012 12:11 | 66.9 | 1/5/2012 21:21 | 64.4 | 3/5/2012 22:31 | 61.6 |
| 28/4/2012 20:46 | 63.8 | 29/4/2012 13:56 | 62.6 | 30/4/2012 19:06 | 63.6 | 1/5/2012 12:16 | 66.4 | 1/5/2012 21:26 | 64.8 | 3/5/2012 22:36 | 61.6 |
| 28/4/2012 20:51 | 61.5 | 29/4/2012 14:01 | 63.0 | 30/4/2012 19:11 | 62.1 | 1/5/2012 12:21 | 66.6 | 1/5/2012 21:31 | 64.1 | 3/5/2012 22:41 | 62.0 |
| 28/4/2012 20:56 | 61.9 | 29/4/2012 14:06 | 62.5 | 30/4/2012 19:16 | 61.9 | 1/5/2012 12:26 | 66.1 | 1/5/2012 21:36 | 64.1 | 3/5/2012 22:46 | 61.6 |
| 28/4/2012 21:01 | 60.9 | 29/4/2012 14:11 | 62.4 | 30/4/2012 19:21 | 62.1 | 1/5/2012 12:31 | 66.6 | 1/5/2012 21:41 | 64.2 | 3/5/2012 22:51 | 61.3 |
| 28/4/2012 21:06 | 61.8 | 29/4/2012 14:16 | 65.4 | 30/4/2012 19:26 | 62.5 | 1/5/2012 12:36 | 65.6 | 1/5/2012 21:46 | 64.2 | 3/5/2012 22:56 | 61.8 |
| 28/4/2012 21:11 | 61.8 | 29/4/2012 14:21 | 64.0 | 30/4/2012 19:31 | 62.8 | 1/5/2012 12:41 | 65.8 | 1/5/2012 21:51 | 64.2 | 4/5/2012 19:01 | 67.1 |
| 28/4/2012 21:16 | 61.5 | 29/4/2012 14:26 | 64.7 | 30/4/2012 19:36 | 62.5 | 1/5/2012 12:46 | 66.7 | 1/5/2012 21:56 | 63.8 | 4/5/2012 19:06 | 66.8 |
| 28/4/2012 21:21 | 61.7 | 29/4/2012 14:31 | 65.3 | 30/4/2012 19:41 | 62.2 | 1/5/2012 12:51 | 66.0 | 1/5/2012 22:01 | 64.3 | 4/5/2012 19:11 | 66.7 |
| 28/4/2012 21:26 | 62.0 | 29/4/2012 14:36 | 63.4 | 30/4/2012 19:46 | 61.1 | 1/5/2012 12:56 | 65.5 | 1/5/2012 22:06 | 64.0 | 4/5/2012 19:16 | 66.9 |
| 28/4/2012 21:31 | 61.8 | 29/4/2012 14:41 | 62.6 | 30/4/2012 19:51 | 63.0 | 1/5/2012 13:01 | 6 | | | | |

Real-time Noise Data RTN1 (FEHD Hong Kong Transport Section Whitefield Depot)

| | | | | | | | | | | | |
|----------------|------|----------------|------|----------------|------|-----------------|------|-----------------|------|-----------------|------|
| 4/5/2012 22:41 | 66.8 | 6/5/2012 11:51 | 64.2 | 6/5/2012 21:01 | 61.6 | 8/5/2012 22:11 | 64.1 | 11/5/2012 19:21 | 64.4 | 13/5/2012 8:31 | 64.1 |
| 4/5/2012 22:46 | 66.7 | 6/5/2012 11:56 | 63.5 | 6/5/2012 21:06 | 61.8 | 8/5/2012 22:16 | 64.5 | 11/5/2012 19:26 | 64.5 | 13/5/2012 8:36 | 64.0 |
| 4/5/2012 22:51 | 66.3 | 6/5/2012 12:01 | 62.4 | 6/5/2012 21:11 | 61.8 | 8/5/2012 22:21 | 63.8 | 11/5/2012 19:31 | 64.2 | 13/5/2012 8:41 | 63.8 |
| 4/5/2012 22:56 | 66.3 | 6/5/2012 12:06 | 61.9 | 6/5/2012 21:16 | 62.1 | 8/5/2012 22:26 | 63.8 | 11/5/2012 19:36 | 63.9 | 13/5/2012 8:46 | 64.1 |
| 5/5/2012 19:01 | 63.2 | 6/5/2012 12:11 | 62.6 | 6/5/2012 21:21 | 62.5 | 8/5/2012 22:31 | 64.3 | 11/5/2012 19:41 | 63.3 | 13/5/2012 8:51 | 64.8 |
| 5/5/2012 19:06 | 63.0 | 6/5/2012 12:16 | 62.3 | 6/5/2012 21:26 | 62.0 | 8/5/2012 22:36 | 64.0 | 11/5/2012 19:46 | 63.8 | 13/5/2012 8:56 | 64.6 |
| 5/5/2012 19:11 | 63.3 | 6/5/2012 12:21 | 63.0 | 6/5/2012 21:31 | 61.8 | 8/5/2012 22:41 | 64.2 | 11/5/2012 19:51 | 63.6 | 13/5/2012 9:01 | 64.9 |
| 5/5/2012 19:16 | 62.8 | 6/5/2012 12:26 | 63.0 | 6/5/2012 21:36 | 62.1 | 8/5/2012 22:46 | 64.5 | 11/5/2012 19:56 | 63.7 | 13/5/2012 9:06 | 64.5 |
| 5/5/2012 19:21 | 62.6 | 6/5/2012 12:31 | 63.6 | 6/5/2012 21:41 | 62.6 | 8/5/2012 22:51 | 63.5 | 11/5/2012 20:01 | 63.3 | 13/5/2012 9:11 | 64.5 |
| 5/5/2012 19:26 | 62.6 | 6/5/2012 12:36 | 62.4 | 6/5/2012 21:46 | 61.3 | 8/5/2012 22:56 | 63.6 | 11/5/2012 20:06 | 63.7 | 13/5/2012 9:16 | 64.5 |
| 5/5/2012 19:31 | 63.2 | 6/5/2012 12:41 | 62.2 | 6/5/2012 21:51 | 61.6 | 9/5/2012 19:01 | 62.8 | 11/5/2012 20:11 | 64.0 | 13/5/2012 9:21 | 65.2 |
| 5/5/2012 19:36 | 63.9 | 6/5/2012 12:46 | 62.7 | 6/5/2012 21:56 | 63.3 | 9/5/2012 19:06 | 64.5 | 11/5/2012 20:16 | 64.1 | 13/5/2012 9:26 | 65.0 |
| 5/5/2012 19:41 | 63.9 | 6/5/2012 12:51 | 62.7 | 6/5/2012 22:01 | 61.9 | 9/5/2012 19:11 | 63.2 | 11/5/2012 20:21 | 63.2 | 13/5/2012 9:31 | 65.3 |
| 5/5/2012 19:46 | 63.4 | 6/5/2012 12:56 | 62.6 | 6/5/2012 22:06 | 61.9 | 9/5/2012 19:16 | 63.3 | 11/5/2012 20:26 | 63.9 | 13/5/2012 9:36 | 65.0 |
| 5/5/2012 19:51 | 65.5 | 6/5/2012 13:01 | 63.7 | 6/5/2012 22:11 | 62.6 | 9/5/2012 19:21 | 62.3 | 11/5/2012 20:31 | 64.1 | 13/5/2012 9:41 | 65.3 |
| 5/5/2012 19:56 | 63.3 | 6/5/2012 13:06 | 63.4 | 6/5/2012 22:16 | 62.4 | 9/5/2012 19:26 | 65.2 | 11/5/2012 20:36 | 63.9 | 13/5/2012 9:46 | 65.5 |
| 5/5/2012 20:01 | 63.2 | 6/5/2012 13:11 | 63.4 | 6/5/2012 22:21 | 62.0 | 9/5/2012 19:31 | 65.1 | 11/5/2012 20:41 | 63.3 | 13/5/2012 9:51 | 65.0 |
| 5/5/2012 20:06 | 63.3 | 6/5/2012 13:16 | 63.9 | 6/5/2012 22:26 | 62.2 | 9/5/2012 19:36 | 65.6 | 11/5/2012 20:46 | 63.5 | 13/5/2012 9:56 | 65.2 |
| 5/5/2012 20:11 | 63.3 | 6/5/2012 13:21 | 63.8 | 6/5/2012 22:31 | 62.5 | 9/5/2012 19:41 | 64.0 | 11/5/2012 20:51 | 63.8 | 13/5/2012 10:01 | 64.9 |
| 5/5/2012 20:16 | 63.7 | 6/5/2012 13:26 | 64.2 | 6/5/2012 22:36 | 61.8 | 9/5/2012 19:46 | 65.9 | 11/5/2012 20:56 | 63.5 | 13/5/2012 10:06 | 64.7 |
| 5/5/2012 20:21 | 63.2 | 6/5/2012 13:31 | 63.2 | 6/5/2012 22:41 | 62.0 | 9/5/2012 19:51 | 65.5 | 11/5/2012 21:01 | 63.3 | 13/5/2012 10:11 | 64.4 |
| 5/5/2012 20:26 | 62.6 | 6/5/2012 13:36 | 63.2 | 6/5/2012 22:46 | 61.4 | 9/5/2012 19:56 | 65.6 | 11/5/2012 21:06 | 64.2 | 13/5/2012 10:16 | 64.8 |
| 5/5/2012 20:31 | 62.8 | 6/5/2012 13:41 | 62.7 | 6/5/2012 22:51 | 61.6 | 9/5/2012 20:01 | 66.3 | 11/5/2012 21:11 | 64.1 | 13/5/2012 10:21 | 64.9 |
| 5/5/2012 20:36 | 62.7 | 6/5/2012 13:46 | 62.7 | 6/5/2012 22:56 | 61.3 | 9/5/2012 20:06 | 65.3 | 11/5/2012 21:16 | 64.1 | 13/5/2012 10:26 | 64.2 |
| 5/5/2012 20:41 | 63.5 | 6/5/2012 13:51 | 63.2 | 7/5/2012 19:01 | 62.4 | 9/5/2012 20:11 | 64.5 | 11/5/2012 21:21 | 63.1 | 13/5/2012 10:31 | 64.5 |
| 5/5/2012 20:46 | 63.0 | 6/5/2012 13:56 | 62.1 | 7/5/2012 19:06 | 62.6 | 9/5/2012 20:16 | 63.9 | 11/5/2012 21:26 | 63.1 | 13/5/2012 10:36 | 64.7 |
| 5/5/2012 20:51 | 63.7 | 6/5/2012 14:01 | 62.8 | 7/5/2012 19:11 | 62.5 | 9/5/2012 20:21 | 65.7 | 11/5/2012 21:31 | 63.2 | 13/5/2012 10:41 | 64.4 |
| 5/5/2012 20:56 | 63.7 | 6/5/2012 14:06 | 62.6 | 7/5/2012 19:16 | 62.7 | 9/5/2012 20:26 | 66.1 | 11/5/2012 21:36 | 63.5 | 13/5/2012 10:46 | 64.4 |
| 5/5/2012 21:01 | 63.1 | 6/5/2012 14:11 | 65.3 | 7/5/2012 19:21 | 62.7 | 9/5/2012 20:31 | 64.3 | 11/5/2012 21:41 | 63.3 | 13/5/2012 10:51 | 63.6 |
| 5/5/2012 21:06 | 63.2 | 6/5/2012 14:16 | 63.3 | 7/5/2012 19:26 | 63.9 | 9/5/2012 20:36 | 65.3 | 11/5/2012 21:46 | 63.3 | 13/5/2012 10:56 | 63.6 |
| 5/5/2012 21:11 | 64.0 | 6/5/2012 14:21 | 63.5 | 7/5/2012 19:31 | 64.1 | 9/5/2012 20:41 | 64.1 | 11/5/2012 21:51 | 63.4 | 13/5/2012 11:01 | 63.5 |
| 5/5/2012 21:16 | 63.1 | 6/5/2012 14:26 | 63.4 | 7/5/2012 19:36 | 64.0 | 9/5/2012 20:46 | 65.2 | 11/5/2012 21:56 | 63.3 | 13/5/2012 11:06 | 63.3 |
| 5/5/2012 21:21 | 63.1 | 6/5/2012 14:31 | 63.3 | 7/5/2012 19:41 | 64.2 | 9/5/2012 20:51 | 63.5 | 11/5/2012 22:01 | 63.5 | 13/5/2012 11:11 | 63.9 |
| 5/5/2012 21:26 | 63.2 | 6/5/2012 14:36 | 63.8 | 7/5/2012 19:46 | 64.2 | 9/5/2012 20:56 | 64.2 | 11/5/2012 22:06 | 63.3 | 13/5/2012 11:16 | 64.1 |
| 5/5/2012 21:31 | 62.9 | 6/5/2012 14:41 | 63.1 | 7/5/2012 19:51 | 63.4 | 9/5/2012 21:01 | 66.3 | 11/5/2012 22:11 | 63.5 | 13/5/2012 11:21 | 62.6 |
| 5/5/2012 21:36 | 62.3 | 6/5/2012 14:46 | 63.8 | 7/5/2012 19:56 | 63.9 | 9/5/2012 21:06 | 66.0 | 11/5/2012 22:16 | 63.2 | 13/5/2012 11:26 | 64.7 |
| 5/5/2012 21:41 | 65.1 | 6/5/2012 14:51 | 64.1 | 7/5/2012 20:01 | 63.6 | 9/5/2012 21:11 | 63.1 | 11/5/2012 22:21 | 63.5 | 13/5/2012 11:31 | 63.9 |
| 5/5/2012 21:46 | 62.5 | 6/5/2012 14:56 | 64.1 | 7/5/2012 20:06 | 63.9 | 9/5/2012 21:16 | 64.9 | 11/5/2012 22:26 | 62.9 | 13/5/2012 11:36 | 63.3 |
| 5/5/2012 21:51 | 62.4 | 6/5/2012 15:01 | 63.9 | 7/5/2012 20:11 | 63.8 | 9/5/2012 21:21 | 64.6 | 11/5/2012 22:31 | 63.1 | 13/5/2012 11:41 | 63.8 |
| 5/5/2012 21:56 | 62.5 | 6/5/2012 15:06 | 65.0 | 7/5/2012 20:16 | 63.8 | 9/5/2012 21:26 | 65.9 | 11/5/2012 22:36 | 62.8 | 13/5/2012 11:46 | 64.8 |
| 5/5/2012 22:01 | 62.5 | 6/5/2012 15:11 | 65.1 | 7/5/2012 20:21 | 63.3 | 9/5/2012 21:31 | 62.7 | 11/5/2012 22:41 | 62.9 | 13/5/2012 11:51 | 65.4 |
| 5/5/2012 22:06 | 61.8 | 6/5/2012 15:16 | 66.9 | 7/5/2012 20:26 | 63.4 | 9/5/2012 21:36 | 64.2 | 11/5/2012 22:46 | 63.0 | 13/5/2012 11:56 | 64.7 |
| 5/5/2012 22:11 | 62.0 | 6/5/2012 15:21 | 65.2 | 7/5/2012 20:31 | 63.0 | 9/5/2012 21:41 | 65.2 | 11/5/2012 22:51 | 62.7 | 13/5/2012 12:01 | 64.8 |
| 5/5/2012 22:16 | 62.5 | 6/5/2012 15:26 | 63.7 | 7/5/2012 20:36 | 63.1 | 9/5/2012 21:46 | 64.0 | 11/5/2012 22:56 | 62.9 | 13/5/2012 12:06 | 64.5 |
| 5/5/2012 22:21 | 62.1 | 6/5/2012 15:31 | 65.8 | 7/5/2012 20:41 | 62.8 | 9/5/2012 21:51 | 65.6 | 12/5/2012 19:01 | 63.8 | 13/5/2012 12:11 | 65.6 |
| 5/5/2012 22:26 | 62.1 | 6/5/2012 15:36 | 64.2 | 7/5/2012 20:46 | 62.1 | 9/5/2012 21:56 | 64.0 | 12/5/2012 19:06 | 63.9 | 13/5/2012 12:16 | 65.0 |
| 5/5/2012 22:31 | 62.4 | 6/5/2012 15:41 | 63.4 | 7/5/2012 20:51 | 62.2 | 9/5/2012 22:01 | 63.0 | 12/5/2012 19:11 | 64.4 | 13/5/2012 12:21 | 64.7 |
| 5/5/2012 22:36 | 65.6 | 6/5/2012 15:46 | 63.5 | 7/5/2012 20:56 | 62.0 | 9/5/2012 22:06 | 64.2 | 12/5/2012 19:16 | 64.0 | 13/5/2012 12:26 | 64.7 |
| 5/5/2012 22:41 | 61.9 | 6/5/2012 15:51 | 63.8 | 7/5/2012 21:01 | 62.2 | 9/5/2012 22:11 | 64.6 | 12/5/2012 19:21 | 63.7 | 13/5/2012 12:31 | 64.6 |
| 5/5/2012 22:46 | 62.1 | 6/5/2012 15:56 | 63.3 | 7/5/2012 21:06 | 62.1 | 9/5/2012 22:16 | 64.5 | 12/5/2012 19:26 | 63.3 | 13/5/2012 12:36 | 64.6 |
| 5/5/2012 22:51 | 62.5 | 6/5/2012 16:01 | 63.3 | 7/5/2012 21:11 | 62.0 | 9/5/2012 22:21 | 63.9 | 12/5/2012 19:31 | 63.8 | 13/5/2012 12:41 | 63.7 |
| 5/5/2012 22:56 | 61.8 | 6/5/2012 16:06 | 64.0 | 7/5/2012 21:16 | 62.3 | 9/5/2012 22:26 | 63.9 | 12/5/2012 19:36 | 63.9 | 13/5/2012 12:46 | 64.7 |
| 6/5/2012 7:01 | 61.5 | 6/5/2012 16:11 | 63.6 | 7/5/2012 21:21 | 62.0 | 9/5/2012 22:31 | 63.1 | 12/5/2012 19:41 | 63.8 | 13/5/2012 12:51 | 64.1 |
| 6/5/2012 7:06 | 61.0 | 6/5/2012 16:16 | 63.4 | 7/5/2012 21:26 | 62.2 | 9/5/2012 22:36 | 63.8 | 12/5/2012 19:46 | 63.6 | 13/5/2012 12:56 | 63.9 |
| 6/5/2012 7:11 | 60.7 | 6/5/2012 16:21 | 63.5 | 7/5/2012 21:31 | 62.1 | 9/5/2012 22:41 | 63.9 | 12/5/2012 19:51 | 64.2 | 13/5/2012 13:01 | 63.2 |
| 6/5/2012 7:16 | 60.5 | 6/5/2012 16:26 | 64.1 | 7/5/2012 21:36 | 62.2 | 9/5/2012 22:46 | 63.9 | 12/5/2012 19:56 | 64.6 | 13/5/2012 13:06 | 63.2 |
| 6/5/2012 7:21 | 61.6 | 6/5/2012 16:31 | 63.7 | 7/5/2012 21:41 | 62.5 | 9/5/2012 22:51 | 65.0 | 12/5/2012 20:01 | 63.8 | 13/5/2012 13:11 | 63.6 |
| 6/5/2012 7:26 | 65.4 | 6/5/2012 16:36 | 64.3 | 7/5/2012 21:46 | 62.3 | 9/5/2012 22:56 | 64.7 | 12/5/2012 20:06 | 64.7 | 13/5/2012 13:16 | 65.7 |
| 6/5/2012 7:31 | 62.2 | 6/5/2012 16:41 | 63.5 | 7/5/2012 21:51 | 63.3 | 10/5/2012 19:01 | 63.9 | 12/5/2012 20:11 | 67.3 | 13/5/2012 13:21 | 65.6 |
| 6/5/2012 7:36 | 62.9 | 6/5/2012 16:46 | 63.3 | 7/5/2012 21:56 | 62.8 | 10/5/2012 19:06 | 64.4 | 12/5/2012 20:16 | 64.6 | 13/5/2012 13:26 | 66.1 |
| 6/5/2012 7:41 | 61.5 | 6/5/2012 16:51 | 63.7 | 7/5/2012 22:01 | 63.0 | 10/5/2012 19:11 | 64.8 | 12/5/2012 20:21 | 64.6 | 13/5/2012 13:31 | 63.6 |
| 6/5/2012 7:46 | 60.8 | 6/5/2012 16:56 | 64.7 | 7/5/2012 22:06 | 62.6 | 10/5/2012 19:16 | 63.6 | 12/5/2012 20:26 | 64.1 | 13/5/2012 13:36 | 64.0 |
| 6/5/2012 7:51 | 61.9 | 6/5/2012 17:01 | 63.5 | 7/5/2012 22:11 | 62.4 | 10/5/2012 19:21 | 64.4 | 12/5/2012 20:31 | 64.7 | 13/5/2012 13:41 | 63.1 |
| 6/5/2012 7:56 | 62.0 | 6/5/2012 17:06 | 63.7 | 7/5/2012 22:16 | 62.5 | 10/5/2012 19:26 | 64.0 | 12/5/2012 20:36 | 64.4 | 13/5/2012 13:46 | 63.4 |
| 6/5/2012 8:01 | 62.8 | 6/5/2012 17:11 | 63.5 | 7/5/2012 22:21 | 63.3 | 10/5/2012 19:31 | 64.4 | 12/5/2012 20:41 | 64.7 | 13/5/2012 13:51 | 62.8 |
| 6/5/2012 8:06 | 64.3 | 6/5/2012 17:16 | 63.8 | 7/5/2012 22:26 | 62.3 | 10/5/2012 19:36 | 65.3 | 12/5/2012 20:46 | 64.0 | 13/5/2012 13:56 | 62.5 |
| 6/5/2012 8:11 | 63.2 | 6/5/2012 17:21 | 65.1 | 7/5/2012 22:31 | 61.9 | 10/5/2012 19:41 | 64.8 | 12/5/2012 20:51 | 64.3 | 13/5/2012 14:01 | 63.1 |
| 6/5/2012 8:16 | 62.8 | 6/5/2012 17:26 | 63.7 | 7/5/2012 22:36 | 62.1 | 10/5/2012 19:46 | 64.0 | 12/5/2012 20:56 | 64.2 | 13/5/2012 14:06 | 62.7 |
| 6/5/2012 8:21 | 63.2 | 6/5/2012 17:31 | 63.8 | 7/5/2012 22:41 | 62.4 | 10/5/2012 19:51 | 64.1 | 12/5/2012 21:01 | 64.3 | 13/5/2012 14:11 | 62.8 |
| 6/5/2012 8:26 | 63.3 | 6/5/2012 17:36 | 63.8 | 7/5/2012 22:46 | 62.1 | 10/5/2012 19:56 | 64.4 | 12/5/2012 21:06 | 63.9 | 13/5/2012 14:16 | 63.5 |
| 6/5/2012 8:31 | 64.1 | 6/5/2012 17:41 | 63.6 | 7/5/2012 22:51 | 61.6 | 10/5/2012 20:01 | 66.0 | 12/5/2012 21:11 | 63.9 | 13/5/2012 14 | |

Real-time Noise Data RTN1 (FEHD Hong Kong Transport Section Whitefield Depot)

| | | | | | | | | | | | |
|-----------------|------|-----------------|------|-----------------|------|-----------------|------|-----------------|------|-----------------|------|
| 13/5/2012 17:41 | 64.4 | 14/5/2012 22:51 | 63.9 | 17/5/2012 20:01 | 64.0 | 19/5/2012 21:11 | 63.3 | 20/5/2012 14:21 | 68.6 | 21/5/2012 19:31 | 63.7 |
| 13/5/2012 17:46 | 64.6 | 14/5/2012 22:56 | 63.8 | 17/5/2012 20:06 | 63.6 | 19/5/2012 21:16 | 62.5 | 20/5/2012 14:26 | 67.3 | 21/5/2012 19:36 | 65.0 |
| 13/5/2012 17:51 | 64.9 | 15/5/2012 19:01 | 63.7 | 17/5/2012 20:11 | 63.7 | 19/5/2012 21:21 | 62.3 | 20/5/2012 14:31 | 67.2 | 21/5/2012 19:41 | 63.8 |
| 13/5/2012 17:56 | 65.3 | 15/5/2012 19:06 | 64.0 | 17/5/2012 20:16 | 63.5 | 19/5/2012 21:26 | 62.6 | 20/5/2012 14:36 | 66.7 | 21/5/2012 19:46 | 63.5 |
| 13/5/2012 18:01 | 64.9 | 15/5/2012 19:11 | 63.9 | 17/5/2012 20:21 | 63.9 | 19/5/2012 21:31 | 62.7 | 20/5/2012 14:41 | 66.8 | 21/5/2012 19:51 | 63.9 |
| 13/5/2012 18:06 | 65.2 | 15/5/2012 19:16 | 64.1 | 17/5/2012 20:26 | 64.2 | 19/5/2012 21:36 | 63.3 | 20/5/2012 14:46 | 67.1 | 21/5/2012 19:56 | 63.7 |
| 13/5/2012 18:11 | 64.5 | 15/5/2012 19:21 | 63.9 | 17/5/2012 20:31 | 63.5 | 19/5/2012 21:41 | 62.3 | 20/5/2012 14:51 | 67.4 | 21/5/2012 20:01 | 64.0 |
| 13/5/2012 18:16 | 65.3 | 15/5/2012 19:26 | 64.6 | 17/5/2012 20:36 | 63.7 | 19/5/2012 21:46 | 62.4 | 20/5/2012 14:56 | 69.5 | 21/5/2012 20:06 | 63.8 |
| 13/5/2012 18:21 | 64.9 | 15/5/2012 19:31 | 64.5 | 17/5/2012 20:41 | 63.6 | 19/5/2012 21:51 | 62.6 | 20/5/2012 15:01 | 68.6 | 21/5/2012 20:11 | 63.8 |
| 13/5/2012 18:26 | 64.8 | 15/5/2012 19:36 | 65.0 | 17/5/2012 20:46 | 64.2 | 19/5/2012 21:56 | 63.0 | 20/5/2012 15:06 | 68.8 | 21/5/2012 20:16 | 62.7 |
| 13/5/2012 18:31 | 64.4 | 15/5/2012 19:41 | 64.5 | 17/5/2012 20:51 | 63.7 | 19/5/2012 22:01 | 62.3 | 20/5/2012 15:11 | 68.5 | 21/5/2012 20:21 | 63.2 |
| 13/5/2012 18:36 | 64.9 | 15/5/2012 19:46 | 64.5 | 17/5/2012 20:56 | 63.6 | 19/5/2012 22:06 | 62.9 | 20/5/2012 15:16 | 67.6 | 21/5/2012 20:26 | 62.9 |
| 13/5/2012 18:41 | 64.5 | 15/5/2012 19:51 | 64.6 | 17/5/2012 21:01 | 64.3 | 19/5/2012 22:11 | 62.4 | 20/5/2012 15:21 | 66.8 | 21/5/2012 20:31 | 63.2 |
| 13/5/2012 18:46 | 64.8 | 15/5/2012 19:56 | 64.8 | 17/5/2012 21:06 | 64.3 | 19/5/2012 22:16 | 62.8 | 20/5/2012 15:26 | 68.3 | 21/5/2012 20:36 | 63.3 |
| 13/5/2012 18:51 | 64.8 | 15/5/2012 20:01 | 65.3 | 17/5/2012 21:11 | 63.4 | 19/5/2012 22:21 | 62.3 | 20/5/2012 15:31 | 67.1 | 21/5/2012 20:41 | 63.0 |
| 13/5/2012 18:56 | 64.9 | 15/5/2012 20:06 | 64.7 | 17/5/2012 21:16 | 64.1 | 19/5/2012 22:26 | 62.8 | 20/5/2012 15:36 | 68.9 | 21/5/2012 20:46 | 63.0 |
| 13/5/2012 19:01 | 64.6 | 15/5/2012 20:11 | 64.4 | 17/5/2012 21:21 | 63.6 | 19/5/2012 22:31 | 63.1 | 20/5/2012 15:41 | 67.4 | 21/5/2012 20:51 | 62.8 |
| 13/5/2012 19:06 | 64.6 | 15/5/2012 20:16 | 63.8 | 17/5/2012 21:26 | 63.9 | 19/5/2012 22:36 | 62.8 | 20/5/2012 15:46 | 66.5 | 21/5/2012 20:56 | 62.6 |
| 13/5/2012 19:11 | 64.6 | 15/5/2012 20:21 | 64.4 | 17/5/2012 21:31 | 63.0 | 19/5/2012 22:41 | 62.6 | 20/5/2012 15:51 | 67.1 | 21/5/2012 21:01 | 62.5 |
| 13/5/2012 19:16 | 64.5 | 15/5/2012 20:26 | 64.7 | 17/5/2012 21:36 | 63.7 | 19/5/2012 22:46 | 62.3 | 20/5/2012 15:56 | 66.7 | 21/5/2012 21:06 | 62.3 |
| 13/5/2012 19:21 | 64.9 | 15/5/2012 20:31 | 64.3 | 17/5/2012 21:41 | 63.8 | 19/5/2012 22:51 | 62.0 | 20/5/2012 16:01 | 66.9 | 21/5/2012 21:11 | 62.2 |
| 13/5/2012 19:26 | 64.7 | 15/5/2012 20:36 | 64.7 | 17/5/2012 21:46 | 63.2 | 19/5/2012 22:56 | 62.4 | 20/5/2012 16:06 | 67.1 | 21/5/2012 21:16 | 62.6 |
| 13/5/2012 19:31 | 64.3 | 15/5/2012 20:41 | 64.0 | 17/5/2012 21:51 | 64.0 | 20/5/2012 7:01 | 61.0 | 20/5/2012 16:11 | 67.3 | 21/5/2012 21:21 | 62.6 |
| 13/5/2012 19:36 | 64.3 | 15/5/2012 20:46 | 64.0 | 17/5/2012 21:56 | 63.4 | 20/5/2012 7:06 | 61.5 | 20/5/2012 16:16 | 64.2 | 21/5/2012 21:26 | 63.1 |
| 13/5/2012 19:41 | 65.1 | 15/5/2012 20:51 | 63.9 | 17/5/2012 22:01 | 63.2 | 20/5/2012 7:11 | 61.3 | 20/5/2012 16:21 | 64.2 | 21/5/2012 21:31 | 62.1 |
| 13/5/2012 19:46 | 64.4 | 15/5/2012 20:56 | 64.4 | 17/5/2012 22:06 | 63.4 | 20/5/2012 7:16 | 61.1 | 20/5/2012 16:26 | 64.0 | 21/5/2012 21:36 | 62.6 |
| 13/5/2012 19:51 | 64.5 | 15/5/2012 21:01 | 64.6 | 17/5/2012 22:11 | 63.7 | 20/5/2012 7:21 | 61.7 | 20/5/2012 16:31 | 63.7 | 21/5/2012 21:41 | 62.5 |
| 13/5/2012 19:56 | 64.3 | 15/5/2012 21:06 | 64.7 | 17/5/2012 22:16 | 63.6 | 20/5/2012 7:26 | 62.3 | 20/5/2012 16:36 | 64.2 | 21/5/2012 21:46 | 63.4 |
| 13/5/2012 20:01 | 65.6 | 15/5/2012 21:11 | 63.8 | 17/5/2012 22:21 | 63.4 | 20/5/2012 7:31 | 61.4 | 20/5/2012 16:41 | 64.9 | 21/5/2012 21:51 | 62.4 |
| 13/5/2012 20:06 | 64.3 | 15/5/2012 21:16 | 64.4 | 17/5/2012 22:26 | 63.5 | 20/5/2012 7:36 | 62.6 | 20/5/2012 16:46 | 64.1 | 21/5/2012 21:56 | 62.4 |
| 13/5/2012 20:11 | 63.3 | 15/5/2012 21:21 | 63.4 | 17/5/2012 22:31 | 62.8 | 20/5/2012 7:41 | 62.2 | 20/5/2012 16:51 | 64.7 | 21/5/2012 22:01 | 63.0 |
| 13/5/2012 20:16 | 64.0 | 15/5/2012 21:26 | 64.1 | 17/5/2012 22:36 | 63.0 | 20/5/2012 7:46 | 62.3 | 20/5/2012 16:56 | 63.8 | 21/5/2012 22:06 | 63.3 |
| 13/5/2012 20:21 | 65.1 | 15/5/2012 21:31 | 63.8 | 17/5/2012 22:41 | 63.3 | 20/5/2012 7:51 | 62.0 | 20/5/2012 17:01 | 65.0 | 21/5/2012 22:11 | 63.3 |
| 13/5/2012 20:26 | 65.1 | 15/5/2012 21:36 | 63.5 | 17/5/2012 22:46 | 63.2 | 20/5/2012 7:56 | 62.1 | 20/5/2012 17:06 | 63.7 | 21/5/2012 22:16 | 62.8 |
| 13/5/2012 20:31 | 63.8 | 15/5/2012 21:41 | 64.2 | 17/5/2012 22:51 | 63.5 | 20/5/2012 8:01 | 62.3 | 20/5/2012 17:11 | 64.2 | 21/5/2012 22:21 | 62.9 |
| 13/5/2012 20:36 | 64.0 | 15/5/2012 21:46 | 64.2 | 17/5/2012 22:56 | 63.7 | 20/5/2012 8:06 | 62.9 | 20/5/2012 17:16 | 64.2 | 21/5/2012 22:26 | 62.9 |
| 13/5/2012 20:41 | 63.4 | 15/5/2012 21:51 | 64.3 | 18/5/2012 19:01 | 64.8 | 20/5/2012 8:11 | 63.5 | 20/5/2012 17:21 | 64.2 | 21/5/2012 22:31 | 62.4 |
| 13/5/2012 20:46 | 63.5 | 15/5/2012 21:56 | 63.9 | 18/5/2012 19:06 | 64.4 | 20/5/2012 8:16 | 64.1 | 20/5/2012 17:26 | 65.0 | 21/5/2012 22:36 | 63.4 |
| 13/5/2012 20:51 | 63.6 | 15/5/2012 22:01 | 63.5 | 18/5/2012 19:11 | 64.7 | 20/5/2012 8:21 | 64.0 | 20/5/2012 17:31 | 65.1 | 21/5/2012 22:41 | 62.6 |
| 13/5/2012 20:56 | 63.6 | 15/5/2012 22:06 | 63.7 | 18/5/2012 19:16 | 64.9 | 20/5/2012 8:26 | 64.0 | 20/5/2012 17:36 | 65.2 | 21/5/2012 22:46 | 62.1 |
| 13/5/2012 21:01 | 64.1 | 15/5/2012 22:11 | 63.9 | 18/5/2012 19:21 | 64.6 | 20/5/2012 8:31 | 64.4 | 20/5/2012 17:41 | 65.1 | 21/5/2012 22:51 | 62.2 |
| 13/5/2012 21:06 | 64.1 | 15/5/2012 22:16 | 64.0 | 18/5/2012 19:26 | 64.7 | 20/5/2012 8:36 | 63.7 | 20/5/2012 17:46 | 65.0 | 21/5/2012 22:56 | 61.4 |
| 13/5/2012 21:11 | 63.7 | 15/5/2012 22:21 | 63.5 | 18/5/2012 19:31 | 64.8 | 20/5/2012 8:41 | 64.2 | 20/5/2012 17:51 | 64.2 | 22/5/2012 19:01 | 62.4 |
| 13/5/2012 21:16 | 64.1 | 15/5/2012 22:26 | 63.8 | 18/5/2012 19:36 | 65.2 | 20/5/2012 8:46 | 64.7 | 20/5/2012 17:56 | 63.6 | 22/5/2012 19:06 | 62.6 |
| 13/5/2012 21:21 | 64.1 | 15/5/2012 22:31 | 63.1 | 18/5/2012 19:41 | 65.3 | 20/5/2012 8:51 | 64.7 | 20/5/2012 18:01 | 63.9 | 22/5/2012 19:11 | 62.5 |
| 13/5/2012 21:26 | 63.9 | 15/5/2012 22:36 | 63.1 | 18/5/2012 19:46 | 64.7 | 20/5/2012 8:56 | 64.8 | 20/5/2012 18:06 | 63.9 | 22/5/2012 19:16 | 62.8 |
| 13/5/2012 21:31 | 63.9 | 15/5/2012 22:41 | 63.8 | 18/5/2012 19:51 | 65.7 | 20/5/2012 9:01 | 64.6 | 20/5/2012 18:11 | 64.0 | 22/5/2012 19:21 | 61.6 |
| 13/5/2012 21:36 | 63.7 | 15/5/2012 22:46 | 63.5 | 18/5/2012 19:56 | 65.1 | 20/5/2012 9:06 | 64.3 | 20/5/2012 18:16 | 63.3 | 22/5/2012 19:26 | 62.3 |
| 13/5/2012 21:41 | 63.6 | 15/5/2012 22:51 | 63.8 | 18/5/2012 20:01 | 64.9 | 20/5/2012 9:11 | 64.1 | 20/5/2012 18:21 | 63.4 | 22/5/2012 19:31 | 63.4 |
| 13/5/2012 21:46 | 63.6 | 15/5/2012 22:56 | 63.8 | 18/5/2012 20:06 | 65.3 | 20/5/2012 9:16 | 64.5 | 20/5/2012 18:26 | 62.6 | 22/5/2012 19:36 | 64.1 |
| 13/5/2012 21:51 | 64.2 | 16/5/2012 19:01 | 64.1 | 18/5/2012 20:11 | 65.7 | 20/5/2012 9:21 | 64.5 | 20/5/2012 18:31 | 62.4 | 22/5/2012 19:41 | 63.7 |
| 13/5/2012 21:56 | 63.8 | 16/5/2012 19:06 | 64.1 | 18/5/2012 20:16 | 65.1 | 20/5/2012 9:26 | 64.6 | 20/5/2012 18:36 | 63.2 | 22/5/2012 19:46 | 63.8 |
| 13/5/2012 22:01 | 63.3 | 16/5/2012 19:11 | 64.2 | 18/5/2012 20:21 | 64.9 | 20/5/2012 9:31 | 64.0 | 20/5/2012 18:41 | 63.4 | 22/5/2012 19:51 | 65.0 |
| 13/5/2012 22:06 | 64.1 | 16/5/2012 19:16 | 63.9 | 18/5/2012 20:26 | 64.4 | 20/5/2012 9:36 | 64.5 | 20/5/2012 18:46 | 63.1 | 22/5/2012 19:56 | 66.3 |
| 13/5/2012 22:11 | 64.4 | 16/5/2012 19:21 | 64.1 | 18/5/2012 20:31 | 64.7 | 20/5/2012 9:41 | 64.4 | 20/5/2012 18:51 | 64.7 | 22/5/2012 20:01 | 65.6 |
| 13/5/2012 22:16 | 63.5 | 16/5/2012 19:26 | 63.8 | 18/5/2012 20:36 | 64.6 | 20/5/2012 9:46 | 65.1 | 20/5/2012 18:56 | 67.3 | 22/5/2012 20:06 | 64.3 |
| 13/5/2012 22:21 | 63.9 | 16/5/2012 19:31 | 64.0 | 18/5/2012 20:41 | 64.7 | 20/5/2012 9:51 | 63.7 | 20/5/2012 19:01 | 68.9 | 22/5/2012 20:11 | 64.1 |
| 13/5/2012 22:26 | 64.2 | 16/5/2012 19:36 | 64.3 | 18/5/2012 20:46 | 64.0 | 20/5/2012 9:56 | 64.0 | 20/5/2012 19:06 | 65.1 | 22/5/2012 20:16 | 64.6 |
| 13/5/2012 22:31 | 64.1 | 16/5/2012 19:41 | 64.1 | 18/5/2012 20:51 | 64.7 | 20/5/2012 10:01 | 64.0 | 20/5/2012 19:11 | 64.9 | 22/5/2012 20:21 | 64.1 |
| 13/5/2012 22:36 | 65.1 | 16/5/2012 19:46 | 63.9 | 18/5/2012 20:56 | 65.0 | 20/5/2012 10:06 | 63.5 | 20/5/2012 19:16 | 64.0 | 22/5/2012 20:26 | 64.5 |
| 13/5/2012 22:41 | 63.0 | 16/5/2012 19:51 | 64.1 | 18/5/2012 21:01 | 64.5 | 20/5/2012 10:11 | 64.5 | 20/5/2012 19:21 | 64.0 | 22/5/2012 20:31 | 64.8 |
| 13/5/2012 22:46 | 63.4 | 16/5/2012 19:56 | 64.3 | 18/5/2012 21:06 | 64.6 | 20/5/2012 10:16 | 64.2 | 20/5/2012 19:26 | 64.1 | 22/5/2012 20:36 | 64.7 |
| 13/5/2012 22:51 | 64.1 | 16/5/2012 20:01 | 64.5 | 18/5/2012 21:11 | 64.5 | 20/5/2012 10:21 | 64.0 | 20/5/2012 19:31 | 63.8 | 22/5/2012 20:41 | 64.6 |
| 13/5/2012 22:56 | 63.5 | 16/5/2012 20:06 | 64.0 | 18/5/2012 21:16 | 64.1 | 20/5/2012 10:26 | 64.2 | 20/5/2012 19:36 | 63.5 | 22/5/2012 20:46 | 64.9 |
| 14/5/2012 19:01 | 63.7 | 16/5/2012 20:11 | 65.3 | 18/5/2012 21:21 | 64.2 | 20/5/2012 10:31 | 64.7 | 20/5/2012 19:41 | 63.3 | 22/5/2012 20:51 | 65.2 |
| 14/5/2012 19:06 | 62.4 | 16/5/2012 20:16 | 64.1 | 18/5/2012 21:26 | 64.1 | 20/5/2012 10:36 | 64.5 | 20/5/2012 19:46 | 63.4 | 22/5/2012 20:56 | 65.2 |
| 14/5/2012 19:11 | 63.5 | 16/5/2012 20:21 | 63.9 | 18/5/2012 21:31 | 64.4 | 20/5/2012 10:41 | 64.5 | 20/5/2012 19:51 | 63.8 | 22/5/2012 21:01 | 64.4 |
| 14/5/2012 19:16 | 65.0 | 16/5/2012 20:26 | 64.0 | 18/5/2012 21:36 | 63.9 | 20/5/2012 10:46 | 64.2 | 20/5/2012 19:56 | 63.3 | 22/5/2012 21:06 | 64.2 |
| 14/5/2012 19:21 | 64.0 | 16/5/2012 20:31 | 64.2 | 18/5/2012 21:41 | 64.9 | 20/5/2012 10:51 | 64.5 | 20/5/2012 20:01 | 62.9 | 22/5/2012 21:11 | 65.9 |
| 14/5/2012 19:26 | 64.6 | 16/5/2012 20:36 | 64.1 | 18/5/ | | | | | | | |

Real-time Noise Data RTN1 (FEHD Hong Kong Transport Section Whitefield Depot)

| | | | | | | | | | | | |
|-----------------|------|-----------------|------|-----------------|------|------------------------|------|-----------------|------|-----------------|------|
| 23/5/2012 20:41 | 65.2 | 25/5/2012 21:51 | 64.2 | 27/5/2012 11:01 | 63.6 | 27/5/2012 20:11 | 62.2 | 28/4/2012 6:01 | 59.6 | 29/4/2012 23:11 | 60.9 |
| 23/5/2012 20:46 | 65.1 | 25/5/2012 21:56 | 64.3 | 27/5/2012 11:06 | 63.2 | 27/5/2012 20:16 | 62.1 | 28/4/2012 6:06 | 59.7 | 29/4/2012 23:16 | 61.1 |
| 23/5/2012 20:51 | 64.9 | 25/5/2012 22:01 | 64.0 | 27/5/2012 11:11 | 63.9 | 27/5/2012 20:21 | 65.9 | 28/4/2012 6:11 | 60.1 | 29/4/2012 23:21 | 61.4 |
| 23/5/2012 20:56 | 65.1 | 25/5/2012 22:06 | 64.1 | 27/5/2012 11:16 | 64.0 | 27/5/2012 20:26 | 63.4 | 28/4/2012 6:16 | 60.5 | 29/4/2012 23:26 | 60.3 |
| 23/5/2012 21:01 | 64.5 | 25/5/2012 22:11 | 64.1 | 27/5/2012 11:21 | 63.9 | 27/5/2012 20:31 | 62.8 | 28/4/2012 6:21 | 60.5 | 29/4/2012 23:31 | 60.6 |
| 23/5/2012 21:06 | 65.1 | 25/5/2012 22:16 | 64.2 | 27/5/2012 11:26 | 64.7 | 27/5/2012 20:36 | 62.1 | 28/4/2012 6:26 | 61.1 | 29/4/2012 23:36 | 60.6 |
| 23/5/2012 21:11 | 65.2 | 25/5/2012 22:21 | 64.3 | 27/5/2012 11:31 | 64.3 | 27/5/2012 20:41 | 61.4 | 28/4/2012 6:31 | 60.5 | 29/4/2012 23:41 | 61.0 |
| 23/5/2012 21:16 | 64.6 | 25/5/2012 22:26 | 64.6 | 27/5/2012 11:36 | 64.3 | 27/5/2012 20:46 | 62.6 | 28/4/2012 6:36 | 61.0 | 29/4/2012 23:46 | 60.6 |
| 23/5/2012 21:21 | 64.4 | 25/5/2012 22:31 | 63.9 | 27/5/2012 11:41 | 64.2 | 27/5/2012 20:51 | 61.8 | 28/4/2012 6:41 | 61.1 | 29/4/2012 23:51 | 60.8 |
| 23/5/2012 21:26 | 65.0 | 25/5/2012 22:36 | 64.1 | 27/5/2012 11:46 | 63.6 | 27/5/2012 20:56 | 61.6 | 28/4/2012 6:46 | 61.6 | 29/4/2012 23:56 | 60.4 |
| 23/5/2012 21:31 | 64.6 | 25/5/2012 22:41 | 63.9 | 27/5/2012 11:51 | 63.8 | 27/5/2012 21:01 | 62.0 | 28/4/2012 6:51 | 61.0 | 30/4/2012 0:01 | 60.3 |
| 23/5/2012 21:36 | 64.3 | 25/5/2012 22:46 | 63.8 | 27/5/2012 11:56 | 63.5 | 27/5/2012 21:06 | 61.9 | 28/4/2012 6:56 | 61.7 | 30/4/2012 0:06 | 61.0 |
| 23/5/2012 21:41 | 65.1 | 25/5/2012 22:51 | 63.8 | 27/5/2012 12:01 | 63.9 | 27/5/2012 21:11 | 62.3 | 28/4/2012 23:01 | 64.3 | 30/4/2012 0:11 | 60.9 |
| 23/5/2012 21:46 | 64.5 | 25/5/2012 22:56 | 63.8 | 27/5/2012 12:06 | 65.1 | 27/5/2012 21:16 | 61.6 | 28/4/2012 23:06 | 62.0 | 30/4/2012 0:16 | 60.4 |
| 23/5/2012 21:51 | 64.3 | 26/5/2012 19:01 | 63.4 | 27/5/2012 12:11 | 63.6 | 27/5/2012 21:21 | 61.8 | 28/4/2012 23:11 | 61.5 | 30/4/2012 0:21 | 59.9 |
| 23/5/2012 21:56 | 64.9 | 26/5/2012 19:06 | 63.9 | 27/5/2012 12:16 | 63.4 | 27/5/2012 21:26 | 61.9 | 28/4/2012 23:16 | 62.0 | 30/4/2012 0:26 | 60.3 |
| 23/5/2012 22:01 | 64.3 | 26/5/2012 19:11 | 64.5 | 27/5/2012 12:21 | 63.5 | 27/5/2012 21:31 | 61.6 | 28/4/2012 23:21 | 61.8 | 30/4/2012 0:31 | 60.1 |
| 23/5/2012 22:06 | 64.6 | 26/5/2012 19:16 | 64.0 | 27/5/2012 12:26 | 64.1 | 27/5/2012 21:36 | 62.2 | 28/4/2012 23:26 | 62.0 | 30/4/2012 0:36 | 59.9 |
| 23/5/2012 22:11 | 64.6 | 26/5/2012 19:21 | 63.3 | 27/5/2012 12:31 | 64.4 | 27/5/2012 21:41 | 62.5 | 28/4/2012 23:31 | 61.6 | 30/4/2012 0:41 | 59.6 |
| 23/5/2012 22:16 | 64.8 | 26/5/2012 19:26 | 64.6 | 27/5/2012 12:36 | 63.9 | 27/5/2012 21:46 | 62.1 | 28/4/2012 23:36 | 62.4 | 30/4/2012 0:46 | 58.2 |
| 23/5/2012 22:21 | 64.8 | 26/5/2012 19:31 | 63.7 | 27/5/2012 12:41 | 63.9 | 27/5/2012 21:51 | 61.4 | 28/4/2012 23:41 | 61.3 | 30/4/2012 0:51 | 59.3 |
| 23/5/2012 22:26 | 65.4 | 26/5/2012 19:36 | 62.9 | 27/5/2012 12:46 | 63.7 | 27/5/2012 21:56 | 61.6 | 28/4/2012 23:46 | 61.6 | 30/4/2012 0:56 | 59.5 |
| 23/5/2012 22:31 | 64.5 | 26/5/2012 19:41 | 63.9 | 27/5/2012 12:51 | 63.7 | 27/5/2012 22:01 | 61.2 | 28/4/2012 23:51 | 61.8 | 30/4/2012 1:01 | 58.8 |
| 23/5/2012 22:36 | 64.5 | 26/5/2012 19:46 | 63.7 | 27/5/2012 12:56 | 64.4 | 27/5/2012 22:06 | 61.6 | 28/4/2012 23:56 | 61.8 | 30/4/2012 1:06 | 59.2 |
| 23/5/2012 22:41 | 64.2 | 26/5/2012 19:51 | 63.8 | 27/5/2012 13:01 | 63.9 | 27/5/2012 22:11 | 61.6 | 29/4/2012 0:01 | 61.7 | 30/4/2012 1:11 | 58.9 |
| 23/5/2012 22:46 | 64.2 | 26/5/2012 19:56 | 63.1 | 27/5/2012 13:06 | 62.8 | 27/5/2012 22:16 | 61.4 | 29/4/2012 0:06 | 61.8 | 30/4/2012 1:16 | 58.5 |
| 23/5/2012 22:51 | 64.1 | 26/5/2012 20:01 | 65.9 | 27/5/2012 13:11 | 63.5 | 27/5/2012 22:21 | 61.6 | 29/4/2012 0:11 | 62.0 | 30/4/2012 1:21 | 59.1 |
| 23/5/2012 22:56 | 64.1 | 26/5/2012 20:06 | 63.1 | 27/5/2012 13:16 | 64.2 | 27/5/2012 22:26 | 61.4 | 29/4/2012 0:16 | 61.1 | 30/4/2012 1:26 | 58.6 |
| 24/5/2012 19:01 | 63.3 | 26/5/2012 20:11 | 62.5 | 27/5/2012 13:21 | 64.9 | 27/5/2012 22:31 | 61.6 | 29/4/2012 0:21 | 61.2 | 30/4/2012 1:31 | 57.8 |
| 24/5/2012 19:06 | 63.3 | 26/5/2012 20:16 | 62.8 | 27/5/2012 13:26 | 63.9 | 27/5/2012 22:36 | 61.4 | 29/4/2012 0:26 | 61.2 | 30/4/2012 1:36 | 57.8 |
| 24/5/2012 19:11 | 63.1 | 26/5/2012 20:21 | 63.0 | 27/5/2012 13:31 | 65.0 | 27/5/2012 22:41 | 62.1 | 29/4/2012 0:31 | 62.6 | 30/4/2012 1:41 | 56.6 |
| 24/5/2012 19:16 | 63.4 | 26/5/2012 20:26 | 62.2 | 27/5/2012 13:36 | 63.6 | 27/5/2012 22:46 | 61.5 | 29/4/2012 0:36 | 61.0 | 30/4/2012 1:46 | 58.2 |
| 24/5/2012 19:21 | 63.4 | 26/5/2012 20:31 | 62.5 | 27/5/2012 13:41 | 63.4 | 27/5/2012 22:51 | 61.1 | 29/4/2012 0:41 | 60.7 | 30/4/2012 1:51 | 57.6 |
| 24/5/2012 19:26 | 63.3 | 26/5/2012 20:36 | 63.5 | 27/5/2012 13:46 | 64.1 | 27/5/2012 22:56 | 61.8 | 29/4/2012 0:46 | 60.2 | 30/4/2012 1:56 | 58.2 |
| 24/5/2012 19:31 | 63.4 | 26/5/2012 20:41 | 63.1 | 27/5/2012 13:51 | 65.9 | | | 29/4/2012 0:51 | 60.3 | 30/4/2012 2:01 | 61.9 |
| 24/5/2012 19:36 | 64.2 | 26/5/2012 20:46 | 62.1 | 27/5/2012 13:56 | 63.1 | | | 29/4/2012 0:56 | 60.1 | 30/4/2012 2:06 | 57.0 |
| 24/5/2012 19:41 | 63.9 | 26/5/2012 20:51 | 63.2 | 27/5/2012 14:01 | 64.4 | Night-time 23:00-07:00 | | 29/4/2012 1:01 | 60.4 | 30/4/2012 2:11 | 57.3 |
| 24/5/2012 19:46 | 63.5 | 26/5/2012 20:56 | 62.5 | 27/5/2012 14:06 | 64.2 | | | 29/4/2012 1:06 | 60.2 | 30/4/2012 2:16 | 58.3 |
| 24/5/2012 19:51 | 64.2 | 26/5/2012 21:01 | 62.4 | 27/5/2012 14:11 | 64.0 | 28/4/2012 0:01 | 62.7 | 29/4/2012 1:11 | 59.9 | 30/4/2012 2:21 | 58.2 |
| 24/5/2012 19:56 | 64.5 | 26/5/2012 21:06 | 62.0 | 27/5/2012 14:16 | 64.1 | 28/4/2012 0:06 | 62.6 | 29/4/2012 1:16 | 59.9 | 30/4/2012 2:26 | 59.7 |
| 24/5/2012 20:01 | 64.5 | 26/5/2012 21:11 | 62.3 | 27/5/2012 14:21 | 64.4 | 28/4/2012 0:11 | 63.7 | 29/4/2012 1:21 | 62.0 | 30/4/2012 2:31 | 57.9 |
| 24/5/2012 20:06 | 64.2 | 26/5/2012 21:16 | 62.7 | 27/5/2012 14:26 | 64.2 | 28/4/2012 0:16 | 62.5 | 29/4/2012 1:26 | 60.0 | 30/4/2012 2:36 | 58.1 |
| 24/5/2012 20:11 | 64.5 | 26/5/2012 21:21 | 61.9 | 27/5/2012 14:31 | 64.6 | 28/4/2012 0:21 | 62.9 | 29/4/2012 1:31 | 60.4 | 30/4/2012 2:41 | 56.7 |
| 24/5/2012 20:16 | 64.0 | 26/5/2012 21:26 | 61.5 | 27/5/2012 14:36 | 64.7 | 28/4/2012 0:26 | 62.5 | 29/4/2012 1:36 | 60.0 | 30/4/2012 2:46 | 57.6 |
| 24/5/2012 20:21 | 63.9 | 26/5/2012 21:31 | 61.6 | 27/5/2012 14:41 | 65.0 | 28/4/2012 0:31 | 62.2 | 29/4/2012 1:41 | 59.4 | 30/4/2012 2:51 | 57.3 |
| 24/5/2012 20:26 | 63.8 | 26/5/2012 21:36 | 62.7 | 27/5/2012 14:46 | 64.2 | 28/4/2012 0:36 | 61.3 | 29/4/2012 1:46 | 59.5 | 30/4/2012 2:56 | 57.0 |
| 24/5/2012 20:31 | 64.2 | 26/5/2012 21:41 | 62.3 | 27/5/2012 14:51 | 64.1 | 28/4/2012 0:41 | 61.7 | 29/4/2012 1:51 | 59.2 | 30/4/2012 3:01 | 56.8 |
| 24/5/2012 20:36 | 64.1 | 26/5/2012 21:46 | 61.8 | 27/5/2012 14:56 | 63.7 | 28/4/2012 0:46 | 61.9 | 29/4/2012 1:56 | 59.7 | 30/4/2012 3:06 | 57.8 |
| 24/5/2012 20:41 | 64.1 | 26/5/2012 21:51 | 62.1 | 27/5/2012 15:01 | 63.9 | 28/4/2012 0:51 | 61.4 | 29/4/2012 2:01 | 59.0 | 30/4/2012 3:11 | 57.0 |
| 24/5/2012 20:46 | 64.0 | 26/5/2012 21:56 | 62.0 | 27/5/2012 15:06 | 63.7 | 28/4/2012 0:56 | 61.4 | 29/4/2012 2:06 | 59.0 | 30/4/2012 3:16 | 57.1 |
| 24/5/2012 20:51 | 64.1 | 26/5/2012 22:01 | 62.8 | 27/5/2012 15:11 | 63.6 | 28/4/2012 1:01 | 61.5 | 29/4/2012 2:11 | 59.0 | 30/4/2012 3:21 | 57.2 |
| 24/5/2012 20:56 | 64.0 | 26/5/2012 22:06 | 61.9 | 27/5/2012 15:16 | 63.7 | 28/4/2012 1:06 | 65.4 | 29/4/2012 2:16 | 59.0 | 30/4/2012 3:26 | 57.2 |
| 24/5/2012 21:01 | 63.5 | 26/5/2012 22:11 | 62.1 | 27/5/2012 15:21 | 65.7 | 28/4/2012 1:11 | 64.8 | 29/4/2012 2:21 | 59.3 | 30/4/2012 3:31 | 56.9 |
| 24/5/2012 21:06 | 63.6 | 26/5/2012 22:16 | 62.2 | 27/5/2012 15:26 | 64.3 | 28/4/2012 1:16 | 63.3 | 29/4/2012 2:26 | 59.0 | 30/4/2012 3:36 | 58.3 |
| 24/5/2012 21:11 | 64.4 | 26/5/2012 22:21 | 62.5 | 27/5/2012 15:31 | 64.0 | 28/4/2012 1:21 | 62.7 | 29/4/2012 2:31 | 59.3 | 30/4/2012 3:41 | 57.1 |
| 24/5/2012 21:16 | 63.5 | 26/5/2012 22:26 | 62.4 | 27/5/2012 15:36 | 63.4 | 28/4/2012 1:26 | 64.8 | 29/4/2012 2:36 | 60.6 | 30/4/2012 3:46 | 57.5 |
| 24/5/2012 21:21 | 63.6 | 26/5/2012 22:31 | 61.7 | 27/5/2012 15:41 | 63.6 | 28/4/2012 1:31 | 63.0 | 29/4/2012 2:41 | 58.7 | 30/4/2012 3:51 | 57.0 |
| 24/5/2012 21:26 | 63.9 | 26/5/2012 22:36 | 61.9 | 27/5/2012 15:46 | 63.6 | 28/4/2012 1:36 | 63.1 | 29/4/2012 2:46 | 58.9 | 30/4/2012 3:56 | 57.1 |
| 24/5/2012 21:31 | 63.5 | 26/5/2012 22:41 | 62.6 | 27/5/2012 15:51 | 63.5 | 28/4/2012 1:41 | 63.8 | 29/4/2012 2:51 | 59.1 | 30/4/2012 4:01 | 56.4 |
| 24/5/2012 21:36 | 63.8 | 26/5/2012 22:46 | 61.8 | 27/5/2012 15:56 | 63.8 | 28/4/2012 1:46 | 66.1 | 29/4/2012 2:56 | 59.1 | 30/4/2012 4:06 | 57.8 |
| 24/5/2012 21:41 | 63.9 | 26/5/2012 22:51 | 62.2 | 27/5/2012 16:01 | 63.4 | 28/4/2012 1:51 | 61.8 | 29/4/2012 3:01 | 58.1 | 30/4/2012 4:11 | 56.8 |
| 24/5/2012 21:46 | 64.8 | 26/5/2012 22:56 | 62.5 | 27/5/2012 16:06 | 64.2 | 28/4/2012 1:56 | 62.2 | 29/4/2012 3:06 | 57.9 | 30/4/2012 4:16 | 57.1 |
| 24/5/2012 21:51 | 63.6 | 27/5/2012 7:01 | 60.4 | 27/5/2012 16:11 | 64.9 | 28/4/2012 2:01 | 65.0 | 29/4/2012 3:11 | 57.9 | 30/4/2012 4:21 | 56.3 |
| 24/5/2012 21:56 | 63.9 | 27/5/2012 7:06 | 61.6 | 27/5/2012 16:16 | 64.5 | 28/4/2012 2:06 | 61.8 | 29/4/2012 3:16 | 57.8 | 30/4/2012 4:26 | 57.0 |
| 24/5/2012 22:01 | 63.6 | 27/5/2012 7:11 | 61.1 | 27/5/2012 16:21 | 65.4 | 28/4/2012 2:11 | 62.0 | 29/4/2012 3:21 | 58.3 | 30/4/2012 4:31 | 57.3 |
| 24/5/2012 22:06 | 63.7 | 27/5/2012 7:16 | 61.6 | 27/5/2012 16:26 | 64.1 | 28/4/2012 2:16 | 63.4 | 29/4/2012 3:26 | 58.4 | 30/4/2012 4:36 | 56.9 |
| 24/5/2012 22:11 | 63.6 | 27/5/2012 7:21 | 63.1 | 27/5/2012 16:31 | 65.1 | 28/4/2012 2:21 | 61.9 | 29/4/2012 3:31 | 58.8 | 30/4/2012 4:41 | 56.8 |
| 24/5/2012 22:16 | 63.6 | 27/5/2012 7:26 | 63.2 | 27/5/2012 16:36 | 64.2 | 28/4/2012 2:26 | 61.3 | 29/4/2012 3:36 | 58.6 | 30/4/2012 4:46 | 57.5 |
| 24/5/2012 22:21 | 63.5 | 27/5/2012 7:31 | 61.3 | 27/5/2012 16:41 | 64.3 | 28/4/2012 2:31 | 61.9 | 29/4/2012 3:41 | 58.9 | 30/4/2012 4:51 | 57.0 |
| 24/5/2012 22:26 | 63.9 | 27/5/2012 7:36 | 61.0 | 27/5/2012 16:46 | 63.6 | 28/4/2012 2:36 | 62.3 | 29/4/2012 3:46 | 58.4 | 30/4/2012 4:56 | 57.9 |
| 24/5/2012 22:31 | 63.5 | 27/5/2012 7:41 | 61.6 | 27/5/ | | | | | | | |

Real-time Noise Data RTN1 (FEHD Hong Kong Transport Section Whitefield Depot)

| | | | | | | | | | | | |
|---------------|------|----------------|------|----------------|------|----------------|------|----------------|------|----------------|------|
| 1/5/2012 0:21 | 62.9 | 2/5/2012 1:31 | 59.2 | 3/5/2012 2:41 | 57.3 | 4/5/2012 3:51 | 58.5 | 5/5/2012 5:01 | 59.2 | 6/5/2012 6:11 | 60.2 |
| 1/5/2012 0:26 | 63.1 | 2/5/2012 1:36 | 59.7 | 3/5/2012 2:46 | 57.4 | 4/5/2012 3:56 | 58.9 | 5/5/2012 5:06 | 58.3 | 6/5/2012 6:16 | 60.3 |
| 1/5/2012 0:31 | 62.7 | 2/5/2012 1:41 | 59.1 | 3/5/2012 2:51 | 57.3 | 4/5/2012 4:01 | 59.2 | 5/5/2012 5:11 | 58.2 | 6/5/2012 6:21 | 65.3 |
| 1/5/2012 0:36 | 63.1 | 2/5/2012 1:46 | 58.8 | 3/5/2012 2:56 | 57.1 | 4/5/2012 4:06 | 58.2 | 5/5/2012 5:16 | 61.0 | 6/5/2012 6:26 | 61.3 |
| 1/5/2012 0:41 | 62.8 | 2/5/2012 1:51 | 59.0 | 3/5/2012 3:01 | 57.0 | 4/5/2012 4:11 | 58.5 | 5/5/2012 5:21 | 59.1 | 6/5/2012 6:31 | 62.0 |
| 1/5/2012 0:46 | 62.6 | 2/5/2012 1:56 | 58.6 | 3/5/2012 3:06 | 56.5 | 4/5/2012 4:16 | 57.6 | 5/5/2012 5:26 | 59.2 | 6/5/2012 6:36 | 60.8 |
| 1/5/2012 0:51 | 62.5 | 2/5/2012 2:01 | 58.8 | 3/5/2012 3:11 | 57.6 | 4/5/2012 4:21 | 59.2 | 5/5/2012 5:31 | 59.3 | 6/5/2012 6:41 | 61.2 |
| 1/5/2012 0:56 | 62.7 | 2/5/2012 2:06 | 59.4 | 3/5/2012 3:16 | 64.3 | 4/5/2012 4:26 | 58.1 | 5/5/2012 5:36 | 59.5 | 6/5/2012 6:46 | 65.0 |
| 1/5/2012 1:01 | 62.4 | 2/5/2012 2:11 | 59.0 | 3/5/2012 3:21 | 57.3 | 4/5/2012 4:31 | 59.0 | 5/5/2012 5:41 | 59.8 | 6/5/2012 6:51 | 64.2 |
| 1/5/2012 1:06 | 62.7 | 2/5/2012 2:16 | 57.5 | 3/5/2012 3:26 | 57.7 | 4/5/2012 4:36 | 58.2 | 5/5/2012 5:46 | 59.9 | 6/5/2012 6:56 | 60.7 |
| 1/5/2012 1:11 | 61.8 | 2/5/2012 2:21 | 59.2 | 3/5/2012 3:31 | 57.5 | 4/5/2012 4:41 | 59.4 | 5/5/2012 5:51 | 60.6 | 6/5/2012 23:01 | 61.6 |
| 1/5/2012 1:16 | 63.0 | 2/5/2012 2:26 | 58.8 | 3/5/2012 3:36 | 58.3 | 4/5/2012 4:46 | 59.8 | 5/5/2012 5:56 | 59.0 | 6/5/2012 23:06 | 62.1 |
| 1/5/2012 1:21 | 62.6 | 2/5/2012 2:31 | 58.1 | 3/5/2012 3:41 | 57.6 | 4/5/2012 4:51 | 59.9 | 5/5/2012 6:01 | 59.9 | 6/5/2012 23:11 | 61.5 |
| 1/5/2012 1:26 | 61.9 | 2/5/2012 2:36 | 59.0 | 3/5/2012 3:46 | 57.2 | 4/5/2012 4:56 | 58.4 | 5/5/2012 6:06 | 60.4 | 6/5/2012 23:16 | 61.6 |
| 1/5/2012 1:31 | 61.6 | 2/5/2012 2:41 | 58.3 | 3/5/2012 3:51 | 56.6 | 4/5/2012 5:01 | 58.1 | 5/5/2012 6:11 | 60.6 | 6/5/2012 23:21 | 61.1 |
| 1/5/2012 1:36 | 61.2 | 2/5/2012 2:46 | 57.9 | 3/5/2012 3:56 | 58.1 | 4/5/2012 5:06 | 58.8 | 5/5/2012 6:16 | 60.6 | 6/5/2012 23:26 | 61.8 |
| 1/5/2012 1:41 | 61.1 | 2/5/2012 2:51 | 57.6 | 3/5/2012 4:01 | 56.7 | 4/5/2012 5:11 | 59.1 | 5/5/2012 6:21 | 61.1 | 6/5/2012 23:31 | 61.2 |
| 1/5/2012 1:46 | 61.0 | 2/5/2012 2:56 | 57.4 | 3/5/2012 4:06 | 58.1 | 4/5/2012 5:16 | 58.1 | 5/5/2012 6:26 | 61.7 | 6/5/2012 23:36 | 60.9 |
| 1/5/2012 1:51 | 60.5 | 2/5/2012 3:01 | 57.8 | 3/5/2012 4:11 | 57.0 | 4/5/2012 5:21 | 59.1 | 5/5/2012 6:31 | 61.4 | 6/5/2012 23:41 | 61.3 |
| 1/5/2012 1:56 | 60.6 | 2/5/2012 3:06 | 59.6 | 3/5/2012 4:16 | 57.3 | 4/5/2012 5:26 | 59.7 | 5/5/2012 6:36 | 62.6 | 6/5/2012 23:46 | 61.5 |
| 1/5/2012 2:01 | 61.2 | 2/5/2012 3:11 | 57.7 | 3/5/2012 4:21 | 57.8 | 4/5/2012 5:31 | 59.7 | 5/5/2012 6:41 | 62.1 | 6/5/2012 23:51 | 60.3 |
| 1/5/2012 2:06 | 59.9 | 2/5/2012 3:16 | 56.9 | 3/5/2012 4:26 | 57.5 | 4/5/2012 5:36 | 60.1 | 5/5/2012 6:46 | 61.5 | 6/5/2012 23:56 | 61.2 |
| 1/5/2012 2:11 | 60.6 | 2/5/2012 3:21 | 57.0 | 3/5/2012 4:31 | 58.1 | 4/5/2012 5:41 | 61.5 | 5/5/2012 6:51 | 61.9 | 7/5/2012 0:01 | 60.7 |
| 1/5/2012 2:16 | 61.3 | 2/5/2012 3:26 | 56.9 | 3/5/2012 4:36 | 57.4 | 4/5/2012 5:46 | 60.5 | 5/5/2012 6:56 | 62.5 | 7/5/2012 0:06 | 61.2 |
| 1/5/2012 2:21 | 60.5 | 2/5/2012 3:31 | 58.2 | 3/5/2012 4:41 | 57.8 | 4/5/2012 5:51 | 62.0 | 5/5/2012 23:01 | 62.0 | 7/5/2012 0:11 | 59.9 |
| 1/5/2012 2:26 | 61.1 | 2/5/2012 3:36 | 57.6 | 3/5/2012 4:46 | 57.4 | 4/5/2012 5:56 | 61.4 | 5/5/2012 23:06 | 62.1 | 7/5/2012 0:16 | 60.8 |
| 1/5/2012 2:31 | 60.5 | 2/5/2012 3:41 | 58.0 | 3/5/2012 4:51 | 57.6 | 4/5/2012 6:01 | 62.7 | 5/5/2012 23:11 | 62.5 | 7/5/2012 0:21 | 60.5 |
| 1/5/2012 2:36 | 59.7 | 2/5/2012 3:46 | 57.8 | 3/5/2012 4:56 | 57.7 | 4/5/2012 6:06 | 61.9 | 5/5/2012 23:16 | 64.0 | 7/5/2012 0:26 | 59.8 |
| 1/5/2012 2:41 | 60.4 | 2/5/2012 3:51 | 57.7 | 3/5/2012 5:01 | 57.8 | 4/5/2012 6:11 | 61.7 | 5/5/2012 23:21 | 62.0 | 7/5/2012 0:31 | 60.1 |
| 1/5/2012 2:46 | 60.7 | 2/5/2012 3:56 | 56.8 | 3/5/2012 5:06 | 57.0 | 4/5/2012 6:16 | 62.3 | 5/5/2012 23:26 | 61.9 | 7/5/2012 0:36 | 60.8 |
| 1/5/2012 2:51 | 60.1 | 2/5/2012 4:01 | 56.6 | 3/5/2012 5:11 | 58.1 | 4/5/2012 6:21 | 63.0 | 5/5/2012 23:31 | 63.1 | 7/5/2012 0:41 | 60.0 |
| 1/5/2012 2:56 | 59.3 | 2/5/2012 4:06 | 58.2 | 3/5/2012 5:16 | 58.4 | 4/5/2012 6:26 | 63.1 | 5/5/2012 23:36 | 62.8 | 7/5/2012 0:46 | 58.5 |
| 1/5/2012 3:01 | 60.6 | 2/5/2012 4:11 | 56.7 | 3/5/2012 5:21 | 58.3 | 4/5/2012 6:31 | 63.5 | 5/5/2012 23:41 | 61.2 | 7/5/2012 0:51 | 59.1 |
| 1/5/2012 3:06 | 59.9 | 2/5/2012 4:16 | 57.5 | 3/5/2012 5:26 | 58.7 | 4/5/2012 6:36 | 63.4 | 5/5/2012 23:46 | 62.2 | 7/5/2012 0:56 | 59.0 |
| 1/5/2012 3:11 | 59.7 | 2/5/2012 4:21 | 56.9 | 3/5/2012 5:31 | 58.5 | 4/5/2012 6:41 | 64.0 | 5/5/2012 23:51 | 62.3 | 7/5/2012 1:01 | 59.3 |
| 1/5/2012 3:16 | 59.7 | 2/5/2012 4:26 | 57.5 | 3/5/2012 5:36 | 58.8 | 4/5/2012 6:46 | 64.5 | 5/5/2012 23:56 | 61.9 | 7/5/2012 1:06 | 58.5 |
| 1/5/2012 3:21 | 59.8 | 2/5/2012 4:31 | 57.2 | 3/5/2012 5:41 | 58.3 | 4/5/2012 6:51 | 64.8 | 6/5/2012 0:01 | 61.6 | 7/5/2012 1:11 | 59.1 |
| 1/5/2012 3:26 | 59.5 | 2/5/2012 4:36 | 57.0 | 3/5/2012 5:46 | 59.5 | 4/5/2012 6:56 | 65.1 | 6/5/2012 0:06 | 62.5 | 7/5/2012 1:16 | 59.5 |
| 1/5/2012 3:31 | 60.5 | 2/5/2012 4:41 | 57.2 | 3/5/2012 5:51 | 59.9 | 4/5/2012 23:01 | 66.4 | 6/5/2012 0:11 | 61.9 | 7/5/2012 1:21 | 58.7 |
| 1/5/2012 3:36 | 59.0 | 2/5/2012 4:46 | 57.6 | 3/5/2012 5:56 | 60.8 | 4/5/2012 23:06 | 65.9 | 6/5/2012 0:16 | 61.5 | 7/5/2012 1:26 | 58.3 |
| 1/5/2012 3:41 | 58.4 | 2/5/2012 4:51 | 57.1 | 3/5/2012 6:01 | 60.5 | 4/5/2012 23:11 | 65.3 | 6/5/2012 0:21 | 61.4 | 7/5/2012 1:31 | 58.5 |
| 1/5/2012 3:46 | 59.3 | 2/5/2012 4:56 | 58.3 | 3/5/2012 6:06 | 60.4 | 4/5/2012 23:16 | 66.0 | 6/5/2012 0:26 | 61.0 | 7/5/2012 1:36 | 57.8 |
| 1/5/2012 3:51 | 60.2 | 2/5/2012 5:01 | 57.9 | 3/5/2012 6:11 | 60.1 | 4/5/2012 23:21 | 66.0 | 6/5/2012 0:31 | 61.9 | 7/5/2012 1:41 | 58.5 |
| 1/5/2012 3:56 | 58.7 | 2/5/2012 5:06 | 57.8 | 3/5/2012 6:16 | 60.3 | 4/5/2012 23:26 | 65.8 | 6/5/2012 0:36 | 63.2 | 7/5/2012 1:46 | 58.1 |
| 1/5/2012 4:01 | 60.0 | 2/5/2012 5:11 | 57.0 | 3/5/2012 6:21 | 61.2 | 4/5/2012 23:31 | 65.8 | 6/5/2012 0:41 | 61.0 | 7/5/2012 1:51 | 58.4 |
| 1/5/2012 4:06 | 58.9 | 2/5/2012 5:16 | 58.5 | 3/5/2012 6:26 | 61.3 | 4/5/2012 23:36 | 65.4 | 6/5/2012 0:46 | 61.2 | 7/5/2012 1:56 | 57.7 |
| 1/5/2012 4:11 | 58.6 | 2/5/2012 5:21 | 56.7 | 3/5/2012 6:31 | 61.7 | 4/5/2012 23:41 | 65.1 | 6/5/2012 0:51 | 60.4 | 7/5/2012 2:01 | 57.8 |
| 1/5/2012 4:16 | 59.7 | 2/5/2012 5:26 | 57.4 | 3/5/2012 6:36 | 61.2 | 4/5/2012 23:46 | 65.9 | 6/5/2012 0:56 | 60.7 | 7/5/2012 2:06 | 56.9 |
| 1/5/2012 4:21 | 59.0 | 2/5/2012 5:31 | 58.7 | 3/5/2012 6:41 | 61.8 | 4/5/2012 23:51 | 65.3 | 6/5/2012 1:01 | 60.3 | 7/5/2012 2:11 | 58.0 |
| 1/5/2012 4:26 | 59.3 | 2/5/2012 5:36 | 58.0 | 3/5/2012 6:46 | 62.7 | 4/5/2012 23:56 | 65.6 | 6/5/2012 1:06 | 60.5 | 7/5/2012 2:16 | 58.4 |
| 1/5/2012 4:31 | 58.7 | 2/5/2012 5:41 | 59.8 | 3/5/2012 6:51 | 62.6 | 5/5/2012 0:01 | 62.0 | 6/5/2012 1:11 | 60.1 | 7/5/2012 2:21 | 57.6 |
| 1/5/2012 4:36 | 59.7 | 2/5/2012 5:46 | 58.6 | 3/5/2012 6:56 | 62.8 | 5/5/2012 0:06 | 62.5 | 6/5/2012 1:16 | 60.3 | 7/5/2012 2:26 | 56.9 |
| 1/5/2012 4:41 | 58.1 | 2/5/2012 5:51 | 59.3 | 3/5/2012 23:01 | 61.0 | 5/5/2012 0:11 | 62.9 | 6/5/2012 1:21 | 60.6 | 7/5/2012 2:31 | 57.1 |
| 1/5/2012 4:46 | 58.3 | 2/5/2012 5:56 | 58.3 | 3/5/2012 23:06 | 62.0 | 5/5/2012 0:16 | 62.4 | 6/5/2012 1:26 | 60.0 | 7/5/2012 2:36 | 58.0 |
| 1/5/2012 4:51 | 58.5 | 2/5/2012 6:01 | 58.9 | 3/5/2012 23:11 | 61.4 | 5/5/2012 0:21 | 62.4 | 6/5/2012 1:31 | 60.4 | 7/5/2012 2:41 | 57.7 |
| 1/5/2012 4:56 | 59.4 | 2/5/2012 6:06 | 58.9 | 3/5/2012 23:16 | 62.2 | 5/5/2012 0:26 | 61.9 | 6/5/2012 1:36 | 60.1 | 7/5/2012 2:46 | 56.4 |
| 1/5/2012 5:01 | 58.4 | 2/5/2012 6:11 | 60.5 | 3/5/2012 23:21 | 64.9 | 5/5/2012 0:31 | 61.5 | 6/5/2012 1:41 | 59.5 | 7/5/2012 2:51 | 57.0 |
| 1/5/2012 5:06 | 58.3 | 2/5/2012 6:16 | 59.9 | 3/5/2012 23:26 | 64.7 | 5/5/2012 0:36 | 61.3 | 6/5/2012 1:46 | 59.7 | 7/5/2012 2:56 | 57.3 |
| 1/5/2012 5:11 | 59.4 | 2/5/2012 6:21 | 59.7 | 3/5/2012 23:31 | 63.0 | 5/5/2012 0:41 | 61.5 | 6/5/2012 1:51 | 59.5 | 7/5/2012 3:01 | 56.5 |
| 1/5/2012 5:16 | 58.9 | 2/5/2012 6:26 | 60.3 | 3/5/2012 23:36 | 62.9 | 5/5/2012 0:46 | 61.6 | 6/5/2012 1:56 | 59.4 | 7/5/2012 3:06 | 57.6 |
| 1/5/2012 5:21 | 58.7 | 2/5/2012 6:31 | 59.9 | 3/5/2012 23:41 | 64.8 | 5/5/2012 0:51 | 61.0 | 6/5/2012 2:01 | 59.5 | 7/5/2012 3:11 | 57.2 |
| 1/5/2012 5:26 | 58.7 | 2/5/2012 6:36 | 60.9 | 3/5/2012 23:46 | 64.5 | 5/5/2012 0:56 | 61.2 | 6/5/2012 2:06 | 59.6 | 7/5/2012 3:16 | 56.4 |
| 1/5/2012 5:31 | 59.4 | 2/5/2012 6:41 | 61.5 | 3/5/2012 23:51 | 62.6 | 5/5/2012 1:01 | 62.3 | 6/5/2012 2:11 | 60.1 | 7/5/2012 3:21 | 56.7 |
| 1/5/2012 5:36 | 59.5 | 2/5/2012 6:46 | 61.4 | 3/5/2012 23:56 | 62.8 | 5/5/2012 1:06 | 60.5 | 6/5/2012 2:16 | 59.4 | 7/5/2012 3:26 | 56.3 |
| 1/5/2012 5:41 | 58.8 | 2/5/2012 6:51 | 61.8 | 4/5/2012 0:01 | 62.8 | 5/5/2012 1:11 | 60.9 | 6/5/2012 2:21 | 59.5 | 7/5/2012 3:31 | 55.8 |
| 1/5/2012 5:46 | 58.8 | 2/5/2012 6:56 | 61.5 | 4/5/2012 0:06 | 62.6 | 5/5/2012 1:16 | 62.3 | 6/5/2012 2:26 | 60.0 | 7/5/2012 3:36 | 57.6 |
| 1/5/2012 5:51 | 60.0 | 2/5/2012 23:01 | 64.5 | 4/5/2012 0:11 | 62.7 | 5/5/2012 1:21 | 61.1 | 6/5/2012 2:31 | 59.7 | 7/5/2012 3:41 | 58.0 |
| 1/5/2012 5:56 | 59.7 | 2/5/2012 23:06 | 64.2 | 4/5/2012 0:16 | 62.2 | 5/5/2012 1:26 | 62.0 | 6/5/2012 2:36 | 61.3 | 7/5/2012 3:46 | 57.2 |
| 1/5/2012 6:01 | 59.1 | 2/5/2012 23:11 | 64.4 | 4/5/2012 0:21 | 62.8 | 5/5/2012 1:31 | 61.7 | 6/5/2012 2:41 | 60.4 | 7/5/2012 3:51 | 57.5 |
| 1/5/2012 6:06 | 60.5 | 2/5/2012 23:16 | 64.1 | 4/5/2012 0:26 | 62.9 | 5/5/2012 1:36 | 61.2 | 6/5/2012 2:46 | 59.9 | 7/5/2012 3:56 | 56.6 |
| 1/5/2012 6:11 | 59.0 | 2/5/2012 23:21 | 64.6 | 4/5/2012 0:31 | 62.0 | 5/5/2012 1:41 | 60.7 | 6/5/2012 2:51 | 59.6 | 7/5/2012 4:01 | 56.4 |
| 1/5/2012 6:16 | 60.3 | 2/5/2012 23:26 | 64.0 | 4/5/2012 0:36 | 62.4 | 5/5/2012 1:46 | 59.6 | 6/5/2012 2:56 | 60.1 | 7/5/2012 4:06 | 56.4 |
| 1/5/2012 6:21 | 59.7 | 2/5/2012 23:31 | 63.7 | 4/5/2012 0:41 | 62.0 | 5/5/2012 1:51 | 59.4 | 6/5/2012 3:01 | 60.1 | 7/5/2012 4:11 | 56.3 |
| 1/5/2012 6:26 | 59.7 | 2/5/2012 23:36 | 64.3 | 4/5/2012 0:46 | 61.7 | 5/5/2012 1:56 | 59.4 | 6/5/2012 3:06 | 59.6 | | |

Real-time Noise Data RTN1 (FEHD Hong Kong Transport Section Whitefield Depot)

| | | | | | | | | | | | |
|----------------|------|---------------|------|-----------------|------|-----------------|------|-----------------|------|-----------------|------|
| 7/5/2012 23:21 | 61.6 | 9/5/2012 0:31 | 61.9 | 10/5/2012 1:41 | 61.9 | 11/5/2012 2:51 | 60.7 | 12/5/2012 4:01 | 58.4 | 13/5/2012 5:11 | 60.6 |
| 7/5/2012 23:26 | 61.3 | 9/5/2012 0:36 | 60.8 | 10/5/2012 1:46 | 61.8 | 11/5/2012 2:56 | 60.7 | 12/5/2012 4:06 | 59.5 | 13/5/2012 5:16 | 60.3 |
| 7/5/2012 23:31 | 61.5 | 9/5/2012 0:41 | 62.4 | 10/5/2012 1:51 | 61.3 | 11/5/2012 3:01 | 61.0 | 12/5/2012 4:11 | 59.1 | 13/5/2012 5:21 | 59.7 |
| 7/5/2012 23:36 | 61.2 | 9/5/2012 0:46 | 61.6 | 10/5/2012 1:56 | 61.0 | 11/5/2012 3:06 | 60.4 | 12/5/2012 4:16 | 58.7 | 13/5/2012 5:26 | 60.2 |
| 7/5/2012 23:41 | 61.2 | 9/5/2012 0:51 | 60.4 | 10/5/2012 2:01 | 61.1 | 11/5/2012 3:11 | 60.0 | 12/5/2012 4:21 | 58.8 | 13/5/2012 5:31 | 60.4 |
| 7/5/2012 23:46 | 62.2 | 9/5/2012 0:56 | 60.0 | 10/5/2012 2:06 | 60.8 | 11/5/2012 3:16 | 60.0 | 12/5/2012 4:26 | 59.8 | 13/5/2012 5:36 | 61.9 |
| 7/5/2012 23:51 | 60.5 | 9/5/2012 1:01 | 60.8 | 10/5/2012 2:11 | 61.2 | 11/5/2012 3:21 | 60.8 | 12/5/2012 4:31 | 59.2 | 13/5/2012 5:41 | 60.5 |
| 7/5/2012 23:56 | 60.7 | 9/5/2012 1:06 | 60.7 | 10/5/2012 2:16 | 60.5 | 11/5/2012 3:26 | 60.2 | 12/5/2012 4:36 | 58.4 | 13/5/2012 5:46 | 61.8 |
| 8/5/2012 0:01 | 60.6 | 9/5/2012 1:11 | 60.2 | 10/5/2012 2:21 | 61.2 | 11/5/2012 3:31 | 60.0 | 12/5/2012 4:41 | 58.9 | 13/5/2012 5:51 | 61.9 |
| 8/5/2012 0:06 | 60.8 | 9/5/2012 1:16 | 60.7 | 10/5/2012 2:26 | 60.6 | 11/5/2012 3:36 | 59.9 | 12/5/2012 4:46 | 59.4 | 13/5/2012 5:56 | 60.9 |
| 8/5/2012 0:11 | 60.6 | 9/5/2012 1:21 | 60.8 | 10/5/2012 2:31 | 60.5 | 11/5/2012 3:41 | 60.2 | 12/5/2012 4:51 | 58.8 | 13/5/2012 6:01 | 61.7 |
| 8/5/2012 0:16 | 60.7 | 9/5/2012 1:26 | 60.8 | 10/5/2012 2:36 | 61.2 | 11/5/2012 3:46 | 60.2 | 12/5/2012 4:56 | 59.8 | 13/5/2012 6:06 | 61.4 |
| 8/5/2012 0:21 | 60.6 | 9/5/2012 1:31 | 60.5 | 10/5/2012 2:41 | 60.2 | 11/5/2012 3:51 | 60.0 | 12/5/2012 5:01 | 59.4 | 13/5/2012 6:11 | 61.9 |
| 8/5/2012 0:26 | 60.6 | 9/5/2012 1:36 | 59.2 | 10/5/2012 2:46 | 60.5 | 11/5/2012 3:56 | 59.9 | 12/5/2012 5:06 | 59.7 | 13/5/2012 6:16 | 62.2 |
| 8/5/2012 0:31 | 60.6 | 9/5/2012 1:41 | 61.2 | 10/5/2012 2:51 | 60.5 | 11/5/2012 4:01 | 59.4 | 12/5/2012 5:11 | 59.1 | 13/5/2012 6:21 | 61.7 |
| 8/5/2012 0:36 | 60.0 | 9/5/2012 1:46 | 60.0 | 10/5/2012 2:56 | 60.4 | 11/5/2012 4:06 | 59.5 | 12/5/2012 5:16 | 59.5 | 13/5/2012 6:26 | 62.2 |
| 8/5/2012 0:41 | 60.4 | 9/5/2012 1:51 | 59.6 | 10/5/2012 3:01 | 60.4 | 11/5/2012 4:11 | 59.5 | 12/5/2012 5:21 | 59.4 | 13/5/2012 6:31 | 62.9 |
| 8/5/2012 0:46 | 60.6 | 9/5/2012 1:56 | 59.7 | 10/5/2012 3:06 | 62.0 | 11/5/2012 4:16 | 59.7 | 12/5/2012 5:26 | 60.0 | 13/5/2012 6:36 | 61.6 |
| 8/5/2012 0:51 | 60.4 | 9/5/2012 2:01 | 58.8 | 10/5/2012 3:11 | 59.6 | 11/5/2012 4:21 | 59.1 | 12/5/2012 5:31 | 59.9 | 13/5/2012 6:41 | 62.2 |
| 8/5/2012 0:56 | 59.4 | 9/5/2012 2:06 | 59.4 | 10/5/2012 3:16 | 60.3 | 11/5/2012 4:26 | 59.5 | 12/5/2012 5:36 | 60.6 | 13/5/2012 6:46 | 62.8 |
| 8/5/2012 1:01 | 59.3 | 9/5/2012 2:11 | 58.5 | 10/5/2012 3:21 | 60.4 | 11/5/2012 4:31 | 58.9 | 12/5/2012 5:41 | 61.3 | 13/5/2012 6:51 | 62.5 |
| 8/5/2012 1:06 | 59.3 | 9/5/2012 2:16 | 59.3 | 10/5/2012 3:26 | 60.2 | 11/5/2012 4:36 | 59.3 | 12/5/2012 5:46 | 61.3 | 13/5/2012 6:56 | 62.4 |
| 8/5/2012 1:11 | 59.3 | 9/5/2012 2:21 | 58.1 | 10/5/2012 3:31 | 60.0 | 11/5/2012 4:41 | 59.0 | 12/5/2012 5:51 | 61.4 | 13/5/2012 23:01 | 62.9 |
| 8/5/2012 1:16 | 59.1 | 9/5/2012 2:26 | 59.5 | 10/5/2012 3:36 | 60.0 | 11/5/2012 4:46 | 59.4 | 12/5/2012 5:56 | 61.0 | 13/5/2012 23:06 | 63.6 |
| 8/5/2012 1:21 | 60.6 | 9/5/2012 2:31 | 59.2 | 10/5/2012 3:41 | 59.9 | 11/5/2012 4:51 | 59.7 | 12/5/2012 6:01 | 61.9 | 13/5/2012 23:11 | 63.5 |
| 8/5/2012 1:26 | 59.3 | 9/5/2012 2:36 | 59.0 | 10/5/2012 3:46 | 60.5 | 11/5/2012 4:56 | 59.8 | 12/5/2012 6:06 | 62.2 | 13/5/2012 23:16 | 63.6 |
| 8/5/2012 1:31 | 58.5 | 9/5/2012 2:41 | 59.2 | 10/5/2012 3:51 | 60.1 | 11/5/2012 5:01 | 58.9 | 12/5/2012 6:11 | 62.2 | 13/5/2012 23:21 | 63.3 |
| 8/5/2012 1:36 | 59.3 | 9/5/2012 2:46 | 58.9 | 10/5/2012 3:56 | 60.0 | 11/5/2012 5:06 | 59.5 | 12/5/2012 6:16 | 63.3 | 13/5/2012 23:26 | 62.7 |
| 8/5/2012 1:41 | 58.4 | 9/5/2012 2:51 | 58.6 | 10/5/2012 4:01 | 59.7 | 11/5/2012 5:11 | 58.6 | 12/5/2012 6:21 | 62.3 | 13/5/2012 23:31 | 63.8 |
| 8/5/2012 1:46 | 59.1 | 9/5/2012 2:56 | 58.1 | 10/5/2012 4:06 | 59.7 | 11/5/2012 5:16 | 60.6 | 12/5/2012 6:26 | 63.7 | 13/5/2012 23:36 | 62.9 |
| 8/5/2012 1:51 | 58.1 | 9/5/2012 3:01 | 58.1 | 10/5/2012 4:11 | 60.9 | 11/5/2012 5:21 | 59.8 | 12/5/2012 6:31 | 63.8 | 13/5/2012 23:41 | 61.9 |
| 8/5/2012 1:56 | 58.0 | 9/5/2012 3:06 | 60.0 | 10/5/2012 4:16 | 60.0 | 11/5/2012 5:26 | 59.6 | 12/5/2012 6:36 | 63.6 | 13/5/2012 23:46 | 62.8 |
| 8/5/2012 2:01 | 57.6 | 9/5/2012 3:11 | 58.5 | 10/5/2012 4:21 | 60.6 | 11/5/2012 5:31 | 59.6 | 12/5/2012 6:41 | 64.5 | 13/5/2012 23:51 | 62.7 |
| 8/5/2012 2:06 | 59.5 | 9/5/2012 3:16 | 59.2 | 10/5/2012 4:26 | 60.2 | 11/5/2012 5:36 | 60.0 | 12/5/2012 6:46 | 64.6 | 13/5/2012 23:56 | 62.3 |
| 8/5/2012 2:11 | 57.9 | 9/5/2012 3:21 | 57.9 | 10/5/2012 4:31 | 62.3 | 11/5/2012 5:41 | 60.6 | 12/5/2012 6:51 | 64.7 | 14/5/2012 0:01 | 62.6 |
| 8/5/2012 2:16 | 58.0 | 9/5/2012 3:26 | 58.1 | 10/5/2012 4:36 | 60.7 | 11/5/2012 5:46 | 60.2 | 12/5/2012 6:56 | 64.9 | 14/5/2012 0:06 | 62.8 |
| 8/5/2012 2:21 | 58.4 | 9/5/2012 3:31 | 58.1 | 10/5/2012 4:41 | 59.9 | 11/5/2012 5:51 | 60.6 | 12/5/2012 23:01 | 63.8 | 14/5/2012 0:11 | 62.6 |
| 8/5/2012 2:26 | 58.3 | 9/5/2012 3:36 | 57.7 | 10/5/2012 4:46 | 60.2 | 11/5/2012 5:56 | 60.3 | 12/5/2012 23:06 | 64.5 | 14/5/2012 0:16 | 62.7 |
| 8/5/2012 2:31 | 57.9 | 9/5/2012 3:41 | 58.1 | 10/5/2012 4:51 | 60.3 | 11/5/2012 6:01 | 60.5 | 12/5/2012 23:11 | 63.5 | 14/5/2012 0:21 | 62.1 |
| 8/5/2012 2:36 | 57.5 | 9/5/2012 3:46 | 58.7 | 10/5/2012 4:56 | 59.8 | 11/5/2012 6:06 | 61.5 | 12/5/2012 23:16 | 64.0 | 14/5/2012 0:26 | 62.3 |
| 8/5/2012 2:41 | 57.3 | 9/5/2012 3:51 | 58.7 | 10/5/2012 5:01 | 60.8 | 11/5/2012 6:11 | 60.9 | 12/5/2012 23:21 | 63.1 | 14/5/2012 0:31 | 62.1 |
| 8/5/2012 2:46 | 58.1 | 9/5/2012 3:56 | 59.7 | 10/5/2012 5:06 | 60.0 | 11/5/2012 6:16 | 61.5 | 12/5/2012 23:26 | 62.9 | 14/5/2012 0:36 | 62.3 |
| 8/5/2012 2:51 | 60.7 | 9/5/2012 4:01 | 58.8 | 10/5/2012 5:11 | 60.2 | 11/5/2012 6:21 | 62.5 | 12/5/2012 23:31 | 63.4 | 14/5/2012 0:41 | 62.6 |
| 8/5/2012 2:56 | 57.3 | 9/5/2012 4:06 | 59.4 | 10/5/2012 5:16 | 60.9 | 11/5/2012 6:26 | 61.2 | 12/5/2012 23:36 | 63.3 | 14/5/2012 0:46 | 63.7 |
| 8/5/2012 3:01 | 58.1 | 9/5/2012 4:11 | 59.5 | 10/5/2012 5:21 | 60.6 | 11/5/2012 6:31 | 61.5 | 12/5/2012 23:41 | 63.1 | 14/5/2012 0:51 | 61.8 |
| 8/5/2012 3:06 | 58.1 | 9/5/2012 4:16 | 58.2 | 10/5/2012 5:26 | 60.3 | 11/5/2012 6:36 | 61.7 | 12/5/2012 23:46 | 62.7 | 14/5/2012 0:56 | 61.6 |
| 8/5/2012 3:11 | 56.5 | 9/5/2012 4:21 | 58.8 | 10/5/2012 5:31 | 61.2 | 11/5/2012 6:41 | 63.0 | 12/5/2012 23:51 | 63.4 | 14/5/2012 1:01 | 61.4 |
| 8/5/2012 3:16 | 57.4 | 9/5/2012 4:26 | 58.4 | 10/5/2012 5:36 | 59.6 | 11/5/2012 6:46 | 61.8 | 12/5/2012 23:56 | 63.3 | 14/5/2012 1:06 | 60.7 |
| 8/5/2012 3:21 | 57.6 | 9/5/2012 4:31 | 58.6 | 10/5/2012 5:41 | 60.3 | 11/5/2012 6:51 | 61.5 | 13/5/2012 0:01 | 62.5 | 14/5/2012 1:11 | 61.0 |
| 8/5/2012 3:26 | 57.3 | 9/5/2012 4:36 | 58.8 | 10/5/2012 5:46 | 61.6 | 11/5/2012 6:56 | 62.2 | 13/5/2012 0:06 | 62.9 | 14/5/2012 1:16 | 60.7 |
| 8/5/2012 3:31 | 57.1 | 9/5/2012 4:41 | 58.5 | 10/5/2012 5:51 | 61.8 | 11/5/2012 23:01 | 62.7 | 13/5/2012 0:11 | 62.9 | 14/5/2012 1:21 | 60.2 |
| 8/5/2012 3:36 | 57.1 | 9/5/2012 4:46 | 60.7 | 10/5/2012 5:56 | 61.4 | 11/5/2012 23:06 | 62.4 | 13/5/2012 0:16 | 62.8 | 14/5/2012 1:26 | 60.7 |
| 8/5/2012 3:41 | 57.7 | 9/5/2012 4:51 | 58.9 | 10/5/2012 6:01 | 60.7 | 11/5/2012 23:11 | 62.6 | 13/5/2012 0:21 | 62.7 | 14/5/2012 1:31 | 60.4 |
| 8/5/2012 3:46 | 57.5 | 9/5/2012 4:56 | 60.3 | 10/5/2012 6:06 | 61.6 | 11/5/2012 23:16 | 63.1 | 13/5/2012 0:26 | 62.9 | 14/5/2012 1:36 | 59.8 |
| 8/5/2012 3:51 | 57.2 | 9/5/2012 5:01 | 58.5 | 10/5/2012 6:11 | 62.0 | 11/5/2012 23:21 | 62.8 | 13/5/2012 0:31 | 63.2 | 14/5/2012 1:41 | 60.8 |
| 8/5/2012 3:56 | 57.7 | 9/5/2012 5:06 | 61.2 | 10/5/2012 6:16 | 61.3 | 11/5/2012 23:26 | 62.6 | 13/5/2012 0:36 | 63.3 | 14/5/2012 1:46 | 60.9 |
| 8/5/2012 4:01 | 57.6 | 9/5/2012 5:11 | 59.8 | 10/5/2012 6:21 | 61.8 | 11/5/2012 23:31 | 62.0 | 13/5/2012 0:41 | 63.2 | 14/5/2012 1:51 | 60.2 |
| 8/5/2012 4:06 | 57.6 | 9/5/2012 5:16 | 60.0 | 10/5/2012 6:26 | 62.5 | 11/5/2012 23:36 | 61.9 | 13/5/2012 0:46 | 62.4 | 14/5/2012 1:56 | 60.5 |
| 8/5/2012 4:11 | 56.6 | 9/5/2012 5:21 | 60.3 | 10/5/2012 6:31 | 62.0 | 11/5/2012 23:41 | 62.7 | 13/5/2012 0:51 | 63.1 | 14/5/2012 2:01 | 59.6 |
| 8/5/2012 4:16 | 57.6 | 9/5/2012 5:26 | 60.0 | 10/5/2012 6:36 | 62.7 | 11/5/2012 23:46 | 62.3 | 13/5/2012 0:56 | 63.6 | 14/5/2012 2:06 | 59.3 |
| 8/5/2012 4:21 | 57.3 | 9/5/2012 5:31 | 60.3 | 10/5/2012 6:41 | 62.7 | 11/5/2012 23:51 | 62.9 | 13/5/2012 1:01 | 62.1 | 14/5/2012 2:11 | 59.5 |
| 8/5/2012 4:26 | 57.5 | 9/5/2012 5:36 | 61.6 | 10/5/2012 6:46 | 62.8 | 11/5/2012 23:56 | 62.4 | 13/5/2012 1:06 | 62.0 | 14/5/2012 2:16 | 59.6 |
| 8/5/2012 4:31 | 57.2 | 9/5/2012 5:41 | 61.6 | 10/5/2012 6:51 | 63.4 | 12/5/2012 0:01 | 63.3 | 13/5/2012 1:11 | 61.4 | 14/5/2012 2:21 | 59.1 |
| 8/5/2012 4:36 | 58.1 | 9/5/2012 5:46 | 61.4 | 10/5/2012 6:56 | 62.9 | 12/5/2012 0:06 | 63.5 | 13/5/2012 1:16 | 61.4 | 14/5/2012 2:26 | 59.6 |
| 8/5/2012 4:41 | 58.0 | 9/5/2012 5:51 | 62.0 | 10/5/2012 23:01 | 62.0 | 12/5/2012 0:11 | 62.9 | 13/5/2012 1:21 | 61.5 | 14/5/2012 2:31 | 59.3 |
| 8/5/2012 4:46 | 58.5 | 9/5/2012 5:56 | 61.8 | 10/5/2012 23:06 | 62.8 | 12/5/2012 0:16 | 61.8 | 13/5/2012 1:26 | 61.4 | 14/5/2012 2:36 | 59.7 |
| 8/5/2012 4:51 | 57.4 | 9/5/2012 6:01 | 62.2 | 10/5/2012 23:11 | 62.5 | 12/5/2012 0:21 | 62.6 | 13/5/2012 1:31 | 61.1 | 14/5/2012 2:41 | 58.9 |
| 8/5/2012 4:56 | 57.8 | 9/5/2012 6:06 | 62.5 | 10/5/2012 23:16 | 64.5 | 12/5/2012 0:26 | 62.3 | 13/5/2012 1:36 | 61.2 | 14/5/2012 2:46 | 59.5 |
| 8/5/2012 5:01 | 57.4 | 9/5/2012 6:11 | 61.8 | 10/5/2012 23:21 | 63.0 | 12/5/2012 0:31 | 62.6 | 13/5/2012 1:41 | 61.1 | 14/5/2012 2:51 | 59.2 |
| 8/5/2012 5:06 | 58.1 | 9/5/2012 6:16 | 63.1 | 10/5/2012 23:26 | 63.3 | 12/5/2012 0:36 | 63.9 | 13/5/2012 1:46 | 60.8 | 14/5/2012 2:56 | 59.2 |
| 8/5/2012 5:11 | 58.5 | 9/5/2012 6:21 | 63.6 | 10/5/2012 23:31 | 62.3 | 12/5/2012 0:41 | 61.7 | 13/5/2012 1:51 | 61.5 | 14/5/2012 3:01 | 57.8 |
| 8/5/2012 5:16 | 58.5 | 9/5/2012 6:26 | 63.5 | 10/5/2012 23:36 | 62.8 | 12/5/2012 0:46 | 61.6 | 13/5/2012 1:56 | 61.1 | 14/5/2012 3:06 | 58.8 |
| 8/5/2012 5:21 | | | | | | | | | | | |

Real-time Noise Data RTN1 (FEHD Hong Kong Transport Section Whitefield Depot)

| | | | | | | | | | | | |
|-----------------|------|-----------------|------|----------------|------|-----------------|------|-----------------|------|-----------------|------|
| 14/5/2012 6:21 | 62.1 | 15/5/2012 23:31 | 62.6 | 17/5/2012 0:41 | 60.8 | 18/5/2012 1:51 | 60.0 | 19/5/2012 3:01 | 58.2 | 20/5/2012 4:11 | 57.8 |
| 14/5/2012 6:26 | 62.8 | 15/5/2012 23:36 | 63.2 | 17/5/2012 0:46 | 60.2 | 18/5/2012 1:56 | 59.9 | 19/5/2012 3:06 | 59.3 | 20/5/2012 4:16 | 58.5 |
| 14/5/2012 6:31 | 62.9 | 15/5/2012 23:41 | 63.2 | 17/5/2012 0:51 | 59.7 | 18/5/2012 2:01 | 59.6 | 19/5/2012 3:11 | 57.6 | 20/5/2012 4:21 | 58.5 |
| 14/5/2012 6:36 | 63.1 | 15/5/2012 23:46 | 63.1 | 17/5/2012 0:56 | 59.5 | 18/5/2012 2:06 | 59.4 | 19/5/2012 3:16 | 57.9 | 20/5/2012 4:26 | 58.5 |
| 14/5/2012 6:41 | 63.5 | 15/5/2012 23:51 | 63.1 | 17/5/2012 1:01 | 60.0 | 18/5/2012 2:11 | 59.3 | 19/5/2012 3:21 | 58.2 | 20/5/2012 4:31 | 59.4 |
| 14/5/2012 6:46 | 64.6 | 15/5/2012 23:56 | 63.4 | 17/5/2012 1:06 | 59.7 | 18/5/2012 2:16 | 59.5 | 19/5/2012 3:26 | 57.9 | 20/5/2012 4:36 | 58.9 |
| 14/5/2012 6:51 | 63.8 | 16/5/2012 0:01 | 62.9 | 17/5/2012 1:11 | 59.6 | 18/5/2012 2:21 | 59.3 | 19/5/2012 3:31 | 57.8 | 20/5/2012 4:41 | 58.6 |
| 14/5/2012 6:56 | 64.1 | 16/5/2012 0:06 | 63.0 | 17/5/2012 1:16 | 59.5 | 18/5/2012 2:26 | 59.6 | 19/5/2012 3:36 | 58.2 | 20/5/2012 4:46 | 59.4 |
| 14/5/2012 23:01 | 63.4 | 16/5/2012 0:11 | 62.8 | 17/5/2012 1:21 | 59.5 | 18/5/2012 2:31 | 59.5 | 19/5/2012 3:41 | 58.4 | 20/5/2012 4:51 | 58.5 |
| 14/5/2012 23:06 | 62.9 | 16/5/2012 0:16 | 62.2 | 17/5/2012 1:26 | 59.4 | 18/5/2012 2:36 | 59.4 | 19/5/2012 3:46 | 58.3 | 20/5/2012 4:56 | 59.4 |
| 14/5/2012 23:11 | 63.7 | 16/5/2012 0:21 | 62.2 | 17/5/2012 1:31 | 59.3 | 18/5/2012 2:41 | 59.1 | 19/5/2012 3:51 | 58.3 | 20/5/2012 5:01 | 58.5 |
| 14/5/2012 23:16 | 64.4 | 16/5/2012 0:26 | 62.3 | 17/5/2012 1:36 | 58.8 | 18/5/2012 2:46 | 59.2 | 19/5/2012 3:56 | 58.2 | 20/5/2012 5:06 | 59.0 |
| 14/5/2012 23:21 | 65.1 | 16/5/2012 0:31 | 62.5 | 17/5/2012 1:41 | 59.5 | 18/5/2012 2:51 | 59.2 | 19/5/2012 4:01 | 58.0 | 20/5/2012 5:11 | 58.6 |
| 14/5/2012 23:26 | 64.0 | 16/5/2012 0:36 | 62.6 | 17/5/2012 1:46 | 58.8 | 18/5/2012 2:56 | 59.1 | 19/5/2012 4:06 | 57.8 | 20/5/2012 5:16 | 58.8 |
| 14/5/2012 23:31 | 62.4 | 16/5/2012 0:41 | 62.0 | 17/5/2012 1:51 | 58.8 | 18/5/2012 3:01 | 58.7 | 19/5/2012 4:11 | 58.4 | 20/5/2012 5:21 | 59.3 |
| 14/5/2012 23:36 | 63.7 | 16/5/2012 0:46 | 61.7 | 17/5/2012 1:56 | 58.6 | 18/5/2012 3:06 | 58.7 | 19/5/2012 4:16 | 58.1 | 20/5/2012 5:26 | 59.5 |
| 14/5/2012 23:41 | 64.5 | 16/5/2012 0:51 | 62.0 | 17/5/2012 2:01 | 58.4 | 18/5/2012 3:11 | 58.8 | 19/5/2012 4:21 | 58.4 | 20/5/2012 5:31 | 58.2 |
| 14/5/2012 23:46 | 62.9 | 16/5/2012 0:56 | 61.3 | 17/5/2012 2:06 | 58.4 | 18/5/2012 3:16 | 58.6 | 19/5/2012 4:26 | 58.1 | 20/5/2012 5:36 | 59.4 |
| 14/5/2012 23:51 | 62.8 | 16/5/2012 1:01 | 61.2 | 17/5/2012 2:11 | 58.5 | 18/5/2012 3:21 | 58.6 | 19/5/2012 4:31 | 59.1 | 20/5/2012 5:41 | 60.2 |
| 14/5/2012 23:56 | 63.2 | 16/5/2012 1:06 | 61.2 | 17/5/2012 2:16 | 58.4 | 18/5/2012 3:26 | 59.0 | 19/5/2012 4:36 | 58.6 | 20/5/2012 5:46 | 60.1 |
| 15/5/2012 0:01 | 62.5 | 16/5/2012 1:11 | 60.9 | 17/5/2012 2:21 | 58.1 | 18/5/2012 3:31 | 59.0 | 19/5/2012 4:41 | 58.1 | 20/5/2012 5:51 | 60.5 |
| 15/5/2012 0:06 | 62.9 | 16/5/2012 1:16 | 60.8 | 17/5/2012 2:26 | 58.2 | 18/5/2012 3:36 | 59.0 | 19/5/2012 4:46 | 58.4 | 20/5/2012 5:56 | 60.9 |
| 15/5/2012 0:11 | 62.9 | 16/5/2012 1:21 | 61.2 | 17/5/2012 2:31 | 58.1 | 18/5/2012 3:41 | 59.1 | 19/5/2012 4:51 | 58.2 | 20/5/2012 6:01 | 60.6 |
| 15/5/2012 0:16 | 62.8 | 16/5/2012 1:26 | 60.8 | 17/5/2012 2:36 | 58.5 | 18/5/2012 3:46 | 59.0 | 19/5/2012 4:56 | 58.4 | 20/5/2012 6:06 | 61.1 |
| 15/5/2012 0:21 | 62.7 | 16/5/2012 1:31 | 60.2 | 17/5/2012 2:41 | 58.2 | 18/5/2012 3:51 | 58.5 | 19/5/2012 5:01 | 58.8 | 20/5/2012 6:11 | 60.4 |
| 15/5/2012 0:26 | 62.9 | 16/5/2012 1:36 | 60.8 | 17/5/2012 2:46 | 57.7 | 18/5/2012 3:56 | 58.9 | 19/5/2012 5:06 | 58.5 | 20/5/2012 6:16 | 61.0 |
| 15/5/2012 0:31 | 63.2 | 16/5/2012 1:41 | 60.6 | 17/5/2012 2:51 | 57.7 | 18/5/2012 4:01 | 58.4 | 19/5/2012 5:11 | 58.8 | 20/5/2012 6:21 | 61.3 |
| 15/5/2012 0:36 | 63.3 | 16/5/2012 1:46 | 60.6 | 17/5/2012 2:56 | 57.5 | 18/5/2012 4:06 | 58.8 | 19/5/2012 5:16 | 59.1 | 20/5/2012 6:26 | 61.3 |
| 15/5/2012 0:41 | 63.2 | 16/5/2012 1:51 | 60.3 | 17/5/2012 3:01 | 57.4 | 18/5/2012 4:11 | 58.8 | 19/5/2012 5:21 | 58.9 | 20/5/2012 6:31 | 61.0 |
| 15/5/2012 0:46 | 62.4 | 16/5/2012 1:56 | 60.2 | 17/5/2012 3:06 | 58.7 | 18/5/2012 4:16 | 58.4 | 19/5/2012 5:26 | 59.2 | 20/5/2012 6:36 | 61.5 |
| 15/5/2012 0:51 | 63.1 | 16/5/2012 2:01 | 60.0 | 17/5/2012 3:11 | 57.8 | 18/5/2012 4:21 | 58.7 | 19/5/2012 5:31 | 59.6 | 20/5/2012 6:41 | 62.6 |
| 15/5/2012 0:56 | 63.6 | 16/5/2012 2:06 | 60.0 | 17/5/2012 3:16 | 60.5 | 18/5/2012 4:26 | 58.6 | 19/5/2012 5:36 | 59.0 | 20/5/2012 6:46 | 61.7 |
| 15/5/2012 1:01 | 62.1 | 16/5/2012 2:11 | 59.9 | 17/5/2012 3:21 | 57.2 | 18/5/2012 4:31 | 59.0 | 19/5/2012 5:41 | 59.6 | 20/5/2012 6:51 | 63.2 |
| 15/5/2012 1:06 | 62.0 | 16/5/2012 2:16 | 60.0 | 17/5/2012 3:26 | 57.3 | 18/5/2012 4:36 | 58.4 | 19/5/2012 5:46 | 60.3 | 20/5/2012 6:56 | 60.9 |
| 15/5/2012 1:11 | 61.4 | 16/5/2012 2:21 | 60.0 | 17/5/2012 3:31 | 57.5 | 18/5/2012 4:41 | 58.4 | 19/5/2012 5:51 | 60.4 | 20/5/2012 23:01 | 61.0 |
| 15/5/2012 1:16 | 61.4 | 16/5/2012 2:26 | 60.0 | 17/5/2012 3:36 | 57.8 | 18/5/2012 4:46 | 59.2 | 19/5/2012 5:56 | 60.1 | 20/5/2012 23:06 | 61.5 |
| 15/5/2012 1:21 | 61.5 | 16/5/2012 2:31 | 59.7 | 17/5/2012 3:41 | 57.9 | 18/5/2012 4:51 | 58.9 | 19/5/2012 6:01 | 60.4 | 20/5/2012 23:11 | 61.2 |
| 15/5/2012 1:26 | 61.4 | 16/5/2012 2:36 | 59.8 | 17/5/2012 3:46 | 57.8 | 18/5/2012 4:56 | 58.9 | 19/5/2012 6:06 | 60.6 | 20/5/2012 23:16 | 61.8 |
| 15/5/2012 1:31 | 61.1 | 16/5/2012 2:41 | 59.2 | 17/5/2012 3:51 | 57.7 | 18/5/2012 5:01 | 58.8 | 19/5/2012 6:11 | 61.5 | 20/5/2012 23:21 | 62.1 |
| 15/5/2012 1:36 | 61.2 | 16/5/2012 2:46 | 59.8 | 17/5/2012 3:56 | 58.0 | 18/5/2012 5:06 | 59.1 | 19/5/2012 6:16 | 61.2 | 20/5/2012 23:26 | 61.7 |
| 15/5/2012 1:41 | 61.1 | 16/5/2012 2:51 | 60.3 | 17/5/2012 4:01 | 57.3 | 18/5/2012 5:11 | 59.0 | 19/5/2012 6:21 | 61.3 | 20/5/2012 23:31 | 62.3 |
| 15/5/2012 1:46 | 60.8 | 16/5/2012 2:56 | 59.5 | 17/5/2012 4:06 | 58.1 | 18/5/2012 5:16 | 59.4 | 19/5/2012 6:26 | 62.5 | 20/5/2012 23:36 | 61.5 |
| 15/5/2012 1:51 | 61.5 | 16/5/2012 3:01 | 59.7 | 17/5/2012 4:11 | 57.6 | 18/5/2012 5:21 | 59.4 | 19/5/2012 6:31 | 62.1 | 20/5/2012 23:41 | 61.5 |
| 15/5/2012 1:56 | 61.1 | 16/5/2012 3:06 | 60.1 | 17/5/2012 4:16 | 57.6 | 18/5/2012 5:26 | 59.5 | 19/5/2012 6:36 | 62.5 | 20/5/2012 23:46 | 63.3 |
| 15/5/2012 2:01 | 61.0 | 16/5/2012 3:11 | 58.9 | 17/5/2012 4:21 | 57.6 | 18/5/2012 5:31 | 59.6 | 19/5/2012 6:41 | 62.7 | 20/5/2012 23:51 | 61.9 |
| 15/5/2012 2:06 | 61.3 | 16/5/2012 3:16 | 59.3 | 17/5/2012 4:26 | 57.7 | 18/5/2012 5:36 | 60.3 | 19/5/2012 6:46 | 62.9 | 20/5/2012 23:56 | 61.6 |
| 15/5/2012 2:11 | 60.3 | 16/5/2012 3:21 | 59.5 | 17/5/2012 4:31 | 57.6 | 18/5/2012 5:41 | 60.7 | 19/5/2012 6:51 | 63.0 | 21/5/2012 0:01 | 61.9 |
| 15/5/2012 2:16 | 61.1 | 16/5/2012 3:26 | 59.5 | 17/5/2012 4:36 | 57.6 | 18/5/2012 5:46 | 60.5 | 19/5/2012 6:56 | 63.3 | 21/5/2012 0:06 | 61.6 |
| 15/5/2012 2:21 | 60.1 | 16/5/2012 3:31 | 59.1 | 17/5/2012 4:41 | 57.7 | 18/5/2012 5:51 | 61.2 | 19/5/2012 23:01 | 62.3 | 21/5/2012 0:11 | 61.7 |
| 15/5/2012 2:26 | 60.4 | 16/5/2012 3:36 | 59.0 | 17/5/2012 4:46 | 58.5 | 18/5/2012 5:56 | 60.8 | 19/5/2012 23:06 | 62.9 | 21/5/2012 0:16 | 60.7 |
| 15/5/2012 2:31 | 60.7 | 16/5/2012 3:41 | 59.5 | 17/5/2012 4:51 | 57.7 | 18/5/2012 6:01 | 61.3 | 19/5/2012 23:11 | 62.7 | 21/5/2012 0:21 | 61.0 |
| 15/5/2012 2:36 | 60.3 | 16/5/2012 3:46 | 59.4 | 17/5/2012 4:56 | 58.6 | 18/5/2012 6:06 | 61.6 | 19/5/2012 23:16 | 64.9 | 21/5/2012 0:26 | 60.8 |
| 15/5/2012 2:41 | 60.2 | 16/5/2012 3:51 | 59.2 | 17/5/2012 5:01 | 58.0 | 18/5/2012 6:11 | 61.6 | 19/5/2012 23:21 | 62.1 | 21/5/2012 0:31 | 61.4 |
| 15/5/2012 2:46 | 61.0 | 16/5/2012 3:56 | 59.5 | 17/5/2012 5:06 | 58.7 | 18/5/2012 6:16 | 62.0 | 19/5/2012 23:26 | 61.7 | 21/5/2012 0:36 | 61.7 |
| 15/5/2012 2:51 | 60.4 | 16/5/2012 4:01 | 58.9 | 17/5/2012 5:11 | 58.3 | 18/5/2012 6:21 | 62.2 | 19/5/2012 23:31 | 61.9 | 21/5/2012 0:41 | 60.5 |
| 15/5/2012 2:56 | 60.2 | 16/5/2012 4:06 | 59.1 | 17/5/2012 5:16 | 58.8 | 18/5/2012 6:26 | 62.9 | 19/5/2012 23:36 | 62.2 | 21/5/2012 0:46 | 59.5 |
| 15/5/2012 3:01 | 59.9 | 16/5/2012 4:11 | 59.3 | 17/5/2012 5:21 | 58.6 | 18/5/2012 6:31 | 63.0 | 19/5/2012 23:41 | 61.6 | 21/5/2012 0:51 | 60.9 |
| 15/5/2012 3:06 | 60.8 | 16/5/2012 4:16 | 59.1 | 17/5/2012 5:26 | 58.9 | 18/5/2012 6:36 | 63.2 | 19/5/2012 23:46 | 61.6 | 21/5/2012 0:56 | 59.9 |
| 15/5/2012 3:11 | 60.3 | 16/5/2012 4:21 | 59.1 | 17/5/2012 5:31 | 59.1 | 18/5/2012 6:41 | 63.6 | 19/5/2012 23:51 | 61.8 | 21/5/2012 1:01 | 59.1 |
| 15/5/2012 3:16 | 60.6 | 16/5/2012 4:26 | 59.3 | 17/5/2012 5:36 | 59.6 | 18/5/2012 6:46 | 63.9 | 19/5/2012 23:56 | 62.4 | 21/5/2012 1:06 | 60.0 |
| 15/5/2012 3:21 | 59.9 | 16/5/2012 4:31 | 59.8 | 17/5/2012 5:41 | 60.0 | 18/5/2012 6:51 | 63.9 | 20/5/2012 0:01 | 62.4 | 21/5/2012 1:11 | 58.6 |
| 15/5/2012 3:26 | 60.3 | 16/5/2012 4:36 | 59.2 | 17/5/2012 5:46 | 59.9 | 18/5/2012 6:56 | 64.3 | 20/5/2012 0:06 | 62.5 | 21/5/2012 1:16 | 58.7 |
| 15/5/2012 3:31 | 60.1 | 16/5/2012 4:41 | 59.0 | 17/5/2012 5:51 | 60.3 | 18/5/2012 23:01 | 64.2 | 20/5/2012 0:11 | 62.1 | 21/5/2012 1:21 | 59.1 |
| 15/5/2012 3:36 | 60.4 | 16/5/2012 4:46 | 59.4 | 17/5/2012 5:56 | 60.3 | 18/5/2012 23:06 | 64.1 | 20/5/2012 0:16 | 61.8 | 21/5/2012 1:26 | 58.8 |
| 15/5/2012 3:41 | 60.5 | 16/5/2012 4:51 | 59.2 | 17/5/2012 6:01 | 60.6 | 18/5/2012 23:11 | 63.9 | 20/5/2012 0:21 | 61.4 | 21/5/2012 1:31 | 58.4 |
| 15/5/2012 3:46 | 60.4 | 16/5/2012 4:56 | 59.3 | 17/5/2012 6:06 | 60.6 | 18/5/2012 23:16 | 64.7 | 20/5/2012 0:26 | 62.1 | 21/5/2012 1:36 | 58.7 |
| 15/5/2012 3:51 | 60.1 | 16/5/2012 5:01 | 59.3 | 17/5/2012 6:11 | 61.2 | 18/5/2012 23:21 | 64.3 | 20/5/2012 0:31 | 61.4 | 21/5/2012 1:41 | 58.7 |
| 15/5/2012 3:56 | 60.4 | 16/5/2012 5:06 | 59.4 | 17/5/2012 6:16 | 61.4 | 18/5/2012 23:26 | 63.9 | 20/5/2012 0:36 | 60.9 | 21/5/2012 1:46 | 58.0 |
| 15/5/2012 4:01 | 60.5 | 16/5/2012 5:11 | 59.2 | 17/5/2012 6:21 | 61.6 | 18/5/2012 23:31 | 63.9 | 20/5/2012 0:41 | 61.7 | 21/5/2012 1:51 | 58.2 |
| 15/5/2012 4:06 | 60.0 | 16/5/2012 5:16 | 59.9 | 17/5/2012 6:26 | 62.5 | 18/5/2012 23:36 | 63.9 | 20/5/2012 0:46 | 61.0 | 21/5/2012 1:56 | 57.6 |
| 15/5/2012 4:11 | 60.0 | 16/5/2012 5:21 | 59.5 | 17/5/2012 6:31 | 62.0 | 18/5/2012 23:41 | 63.7 | 20/5/2012 0:51 | 60.8 | 21/5/2012 2:01 | 58.1 |
| 15/5/2012 4:16 | 59.8 | 16/5/2012 5:26 | | | | | | | | | |

Real-time Noise Data RTN1 (FEHD Hong Kong Transport Section Whitefield Depot)

| | | | | | | | | | | | |
|-----------------|------|-----------------|------|------------------|------|----------------|------|-----------------|------|-----------------|------|
| 21/5/2012 5:21 | 58.3 | 22/5/2012 6:31 | 61.4 | 23/5/2012 23:41 | 63.1 | 25/5/2012 0:51 | 60.9 | 26/5/2012 2:01 | 59.2 | 27/5/2012 3:11 | 58.9 |
| 21/5/2012 5:26 | 58.8 | 22/5/2012 6:36 | 62.4 | 23/5/2012 23:46 | 63.1 | 25/5/2012 0:56 | 60.6 | 26/5/2012 2:06 | 59.1 | 27/5/2012 3:16 | 59.1 |
| 21/5/2012 5:31 | 59.2 | 22/5/2012 6:41 | 62.9 | 23/5/2012 23:51 | 62.9 | 25/5/2012 1:01 | 61.0 | 26/5/2012 2:11 | 58.7 | 27/5/2012 3:21 | 59.1 |
| 21/5/2012 5:36 | 59.2 | 22/5/2012 6:46 | 64.4 | 23/5/2012 23:56 | 62.8 | 25/5/2012 1:06 | 60.3 | 26/5/2012 2:16 | 58.9 | 27/5/2012 3:26 | 58.9 |
| 21/5/2012 5:41 | 59.2 | 22/5/2012 6:51 | 63.0 | 24/5/2012 0:01 | 61.0 | 25/5/2012 1:11 | 60.1 | 26/5/2012 2:21 | 58.8 | 27/5/2012 3:31 | 59.0 |
| 21/5/2012 5:46 | 59.2 | 22/5/2012 6:56 | 63.0 | 24/5/2012 0:06 | 61.0 | 25/5/2012 1:16 | 60.8 | 26/5/2012 2:26 | 58.2 | 27/5/2012 3:36 | 58.7 |
| 21/5/2012 5:51 | 60.4 | 22/5/2012 23:01 | 64.1 | 24/5/2012 0:11 | 61.4 | 25/5/2012 1:21 | 60.2 | 26/5/2012 2:31 | 58.5 | 27/5/2012 3:41 | 59.9 |
| 21/5/2012 5:56 | 59.8 | 22/5/2012 23:06 | 63.2 | 24/5/2012 0:16 | 60.6 | 25/5/2012 1:26 | 60.3 | 26/5/2012 2:36 | 58.7 | 27/5/2012 3:46 | 58.5 |
| 21/5/2012 6:01 | 60.4 | 22/5/2012 23:11 | 63.6 | 24/5/2012 0:21 | 60.9 | 25/5/2012 1:31 | 60.2 | 26/5/2012 2:41 | 58.5 | 27/5/2012 3:51 | 58.6 |
| 21/5/2012 6:06 | 60.5 | 22/5/2012 23:16 | 63.8 | 24/5/2012 0:26 | 62.3 | 25/5/2012 1:36 | 60.0 | 26/5/2012 2:46 | 58.4 | 27/5/2012 3:56 | 58.9 |
| 21/5/2012 6:11 | 60.6 | 22/5/2012 23:21 | 63.9 | 24/5/2012 0:31 | 60.0 | 25/5/2012 1:41 | 59.7 | 26/5/2012 2:51 | 58.3 | 27/5/2012 4:01 | 59.2 |
| 21/5/2012 6:16 | 60.9 | 22/5/2012 23:26 | 63.4 | 24/5/2012 0:36 | 60.6 | 25/5/2012 1:46 | 59.6 | 26/5/2012 2:56 | 58.4 | 27/5/2012 4:06 | 58.8 |
| 21/5/2012 6:21 | 61.1 | 22/5/2012 23:31 | 63.6 | 24/5/2012 0:41 | 60.7 | 25/5/2012 1:51 | 59.4 | 26/5/2012 3:01 | 57.8 | 27/5/2012 4:11 | 59.1 |
| 21/5/2012 6:26 | 61.7 | 22/5/2012 23:36 | 63.5 | 24/5/2012 0:46 | 60.5 | 25/5/2012 1:56 | 59.5 | 26/5/2012 3:06 | 57.8 | 27/5/2012 4:16 | 58.3 |
| 21/5/2012 6:31 | 62.2 | 22/5/2012 23:41 | 63.3 | 24/5/2012 0:51 | 60.0 | 25/5/2012 2:01 | 59.3 | 26/5/2012 3:11 | 57.9 | 27/5/2012 4:21 | 58.6 |
| 21/5/2012 6:36 | 62.7 | 22/5/2012 23:46 | 63.3 | 24/5/2012 0:56 | 58.8 | 25/5/2012 2:06 | 59.2 | 26/5/2012 3:16 | 58.1 | 27/5/2012 4:26 | 59.2 |
| 21/5/2012 6:41 | 62.4 | 22/5/2012 23:51 | 62.9 | 24/5/2012 1:01 | 58.9 | 25/5/2012 2:11 | 59.0 | 26/5/2012 3:21 | 58.3 | 27/5/2012 4:31 | 59.2 |
| 21/5/2012 6:46 | 62.5 | 22/5/2012 23:56 | 62.9 | 24/5/2012 1:06 | 59.7 | 25/5/2012 2:16 | 58.9 | 26/5/2012 3:26 | 58.0 | 27/5/2012 4:36 | 59.3 |
| 21/5/2012 6:51 | 63.0 | 23/5/2012 0:01 | 63.0 | 24/5/2012 1:11 | 58.7 | 25/5/2012 2:21 | 58.6 | 26/5/2012 3:31 | 57.6 | 27/5/2012 4:41 | 58.5 |
| 21/5/2012 6:56 | 63.4 | 23/5/2012 0:06 | 62.6 | 24/5/2012 1:16 | 59.4 | 25/5/2012 2:26 | 58.7 | 26/5/2012 3:36 | 57.7 | 27/5/2012 4:46 | 58.6 |
| 21/5/2012 23:01 | 61.9 | 23/5/2012 0:11 | 62.8 | 24/5/2012 1:21 | 58.1 | 25/5/2012 2:31 | 58.8 | 26/5/2012 3:41 | 57.9 | 27/5/2012 4:51 | 58.1 |
| 21/5/2012 23:06 | 62.2 | 23/5/2012 0:16 | 62.8 | 24/5/2012 1:26 | 58.6 | 25/5/2012 2:36 | 59.0 | 26/5/2012 3:46 | 58.2 | 27/5/2012 4:56 | 58.4 |
| 21/5/2012 23:11 | 62.8 | 23/5/2012 0:21 | 62.9 | 24/5/2012 1:31 | 59.1 | 25/5/2012 2:41 | 58.8 | 26/5/2012 3:51 | 57.9 | 27/5/2012 5:01 | 58.5 |
| 21/5/2012 23:16 | 61.4 | 23/5/2012 0:26 | 62.8 | 24/5/2012 1:36 | 58.9 | 25/5/2012 2:46 | 58.7 | 26/5/2012 3:56 | 58.0 | 27/5/2012 5:06 | 58.3 |
| 21/5/2012 23:21 | 61.7 | 23/5/2012 0:31 | 62.4 | 24/5/2012 1:41 | 58.7 | 25/5/2012 2:51 | 58.5 | 26/5/2012 4:01 | 58.0 | 27/5/2012 5:11 | 58.3 |
| 21/5/2012 23:26 | 61.7 | 23/5/2012 0:36 | 63.8 | 24/5/2012 1:46 | 58.7 | 25/5/2012 2:56 | 58.5 | 26/5/2012 4:06 | 58.2 | 27/5/2012 5:16 | 58.1 |
| 21/5/2012 23:31 | 61.7 | 23/5/2012 0:41 | 62.1 | 24/5/2012 1:51 | 58.6 | 25/5/2012 3:01 | 58.1 | 26/5/2012 4:11 | 58.0 | 27/5/2012 5:21 | 58.6 |
| 21/5/2012 23:36 | 61.8 | 23/5/2012 0:46 | 62.3 | 24/5/2012 1:56 | 58.5 | 25/5/2012 3:06 | 58.2 | 26/5/2012 4:16 | 57.9 | 27/5/2012 5:26 | 58.1 |
| 21/5/2012 23:41 | 61.4 | 23/5/2012 0:51 | 62.2 | 24/5/2012 2:01 | 58.9 | 25/5/2012 3:11 | 58.3 | 26/5/2012 4:21 | 58.3 | 27/5/2012 5:31 | 58.8 |
| 21/5/2012 23:46 | 60.9 | 23/5/2012 0:56 | 62.0 | 24/5/2012 2:06 | 58.3 | 25/5/2012 3:16 | 59.0 | 26/5/2012 4:26 | 57.8 | 27/5/2012 5:36 | 58.7 |
| 21/5/2012 23:51 | 61.2 | 23/5/2012 1:01 | 62.4 | 24/5/2012 2:11 | 58.5 | 25/5/2012 3:21 | 58.4 | 26/5/2012 4:31 | 57.7 | 27/5/2012 5:41 | 58.8 |
| 21/5/2012 23:56 | 61.6 | 23/5/2012 1:06 | 61.2 | 24/5/2012 2:16 | 58.2 | 25/5/2012 3:26 | 58.4 | 26/5/2012 4:36 | 57.7 | 27/5/2012 5:46 | 59.7 |
| 22/5/2012 0:01 | 60.9 | 23/5/2012 1:11 | 61.2 | 24/5/2012 2:21 | 57.5 | 25/5/2012 3:31 | 58.0 | 26/5/2012 4:41 | 58.4 | 27/5/2012 5:51 | 58.4 |
| 22/5/2012 0:06 | 61.6 | 23/5/2012 1:16 | 62.5 | 24/5/2012 2:26 | 57.4 | 25/5/2012 3:36 | 58.0 | 26/5/2012 4:46 | 57.8 | 27/5/2012 5:56 | 58.7 |
| 22/5/2012 0:11 | 61.5 | 23/5/2012 1:21 | 61.7 | 24/5/2012 2:31 | 58.3 | 25/5/2012 3:41 | 61.2 | 26/5/2012 4:51 | 64.2 | 27/5/2012 6:01 | 59.1 |
| 22/5/2012 0:16 | 60.9 | 23/5/2012 1:26 | 61.6 | 24/5/2012 2:36 | 57.7 | 25/5/2012 3:46 | 58.5 | 26/5/2012 4:56 | 60.7 | 27/5/2012 6:06 | 60.0 |
| 22/5/2012 0:21 | 61.1 | 23/5/2012 1:31 | 61.2 | 24/5/2012 2:41 | 58.5 | 25/5/2012 3:51 | 58.1 | 26/5/2012 5:01 | 59.0 | 27/5/2012 6:11 | 60.0 |
| 22/5/2012 0:26 | 61.5 | 23/5/2012 1:36 | 61.5 | 24/5/2012 2:46 | 57.2 | 25/5/2012 3:56 | 58.3 | 26/5/2012 5:06 | 58.1 | 27/5/2012 6:16 | 60.4 |
| 22/5/2012 0:31 | 60.1 | 23/5/2012 1:41 | 60.0 | 24/5/2012 2:51 | 57.9 | 25/5/2012 4:01 | 58.1 | 26/5/2012 5:11 | 58.3 | 27/5/2012 6:21 | 60.4 |
| 22/5/2012 0:36 | 59.9 | 23/5/2012 1:46 | 60.4 | 24/5/2012 2:56 | 58.1 | 25/5/2012 4:06 | 58.6 | 26/5/2012 5:16 | 58.5 | 27/5/2012 6:26 | 60.1 |
| 22/5/2012 0:41 | 60.6 | 23/5/2012 1:51 | 59.8 | 24/5/2012 3:01 | 56.4 | 25/5/2012 4:11 | 58.0 | 26/5/2012 5:21 | 58.6 | 27/5/2012 6:31 | 59.9 |
| 22/5/2012 0:46 | 60.1 | 23/5/2012 1:56 | 60.8 | 24/5/2012 3:06 | 56.7 | 25/5/2012 4:16 | 58.2 | 26/5/2012 5:26 | 59.0 | 27/5/2012 6:36 | 60.6 |
| 22/5/2012 0:51 | 60.1 | 23/5/2012 2:01 | 60.2 | 24/5/2012 3:11 | 57.8 | 25/5/2012 4:21 | 58.4 | 26/5/2012 5:31 | 59.2 | 27/5/2012 6:41 | 60.6 |
| 22/5/2012 0:56 | 60.2 | 23/5/2012 2:06 | 60.4 | 24/5/2012 3:16 | 57.1 | 25/5/2012 4:26 | 58.2 | 26/5/2012 5:36 | 59.3 | 27/5/2012 6:46 | 61.0 |
| 22/5/2012 1:01 | 59.6 | 23/5/2012 2:11 | 59.5 | 24/5/2012 3:21 | 58.4 | 25/5/2012 4:31 | 58.1 | 26/5/2012 5:41 | 59.6 | 27/5/2012 6:51 | 61.2 |
| 22/5/2012 1:06 | 59.6 | 23/5/2012 2:16 | 59.5 | 24/5/2012 3:26 | 56.7 | 25/5/2012 4:36 | 57.8 | 26/5/2012 5:46 | 59.8 | 27/5/2012 6:56 | 60.9 |
| 22/5/2012 1:11 | 60.1 | 23/5/2012 2:21 | 59.3 | 24/5/2012 3:31 | 56.9 | 25/5/2012 4:41 | 58.5 | 26/5/2012 5:51 | 60.3 | 27/5/2012 23:01 | 61.8 |
| 22/5/2012 1:16 | 59.9 | 23/5/2012 2:26 | 59.2 | 24/5/2012 3:36 | 57.4 | 25/5/2012 4:46 | 58.4 | 26/5/2012 5:56 | 60.2 | 27/5/2012 23:06 | 61.0 |
| 22/5/2012 1:21 | 60.0 | 23/5/2012 2:31 | 59.4 | 24/5/2012 3:41 | 57.6 | 25/5/2012 4:51 | 63.5 | 26/5/2012 6:01 | 60.8 | 27/5/2012 23:11 | 60.9 |
| 22/5/2012 1:26 | 59.2 | 23/5/2012 2:36 | 60.0 | 24/5/2012 3:46 | 57.5 | 25/5/2012 4:56 | 60.4 | 26/5/2012 6:06 | 60.4 | 27/5/2012 23:16 | 61.5 |
| 22/5/2012 1:31 | 58.8 | 23/5/2012 2:41 | 59.5 | 24/5/2012 3:51 | 57.2 | 25/5/2012 5:01 | 58.9 | 26/5/2012 6:11 | 60.7 | 27/5/2012 23:21 | 61.5 |
| 22/5/2012 1:36 | 59.4 | 23/5/2012 2:46 | 60.0 | 24/5/2012 3:56 | 56.7 | 25/5/2012 5:06 | 58.4 | 26/5/2012 6:16 | 61.2 | 27/5/2012 23:26 | 61.9 |
| 22/5/2012 1:41 | 59.7 | 23/5/2012 2:51 | 59.2 | 24/5/2012 4:01 | 57.8 | 25/5/2012 5:11 | 58.4 | 26/5/2012 6:21 | 61.6 | 27/5/2012 23:31 | 61.1 |
| 22/5/2012 1:46 | 58.4 | 23/5/2012 2:56 | 59.2 | 24/5/2012 4:06 | 57.6 | 25/5/2012 5:16 | 58.8 | 26/5/2012 6:26 | 61.8 | 27/5/2012 23:36 | 60.9 |
| 22/5/2012 1:51 | 59.5 | 23/5/2012 3:01 | 59.4 | 24/5/2012 4:11 | 57.7 | 25/5/2012 5:21 | 58.8 | 26/5/2012 6:31 | 62.1 | 27/5/2012 23:41 | 60.8 |
| 22/5/2012 1:56 | 58.7 | 23/5/2012 3:06 | 58.6 | 24/5/2012 4:16 | 57.2 | 25/5/2012 5:26 | 59.1 | 26/5/2012 6:36 | 62.6 | 27/5/2012 23:46 | 61.1 |
| 22/5/2012 2:01 | 59.4 | 23/5/2012 3:11 | 58.8 | 24/5/2012 4:21 | 57.6 | 25/5/2012 5:31 | 59.3 | 26/5/2012 6:41 | 62.9 | 27/5/2012 23:51 | 60.8 |
| 22/5/2012 2:06 | 58.5 | 23/5/2012 3:16 | 59.1 | 24/5/2012 4:26 | 57.3 | 25/5/2012 5:36 | 59.6 | 26/5/2012 6:46 | 63.6 | 27/5/2012 23:56 | 63.0 |
| 22/5/2012 2:11 | 59.1 | 23/5/2012 3:21 | 59.1 | 24/5/2012 4:31 | 56.6 | 25/5/2012 5:41 | 60.0 | 26/5/2012 6:51 | 63.1 | | |
| 22/5/2012 2:16 | 58.2 | 23/5/2012 3:26 | 59.7 | 24/5/2012 4:36 | 56.8 | 25/5/2012 5:46 | 60.1 | 26/5/2012 6:56 | 63.8 | | |
| 22/5/2012 2:21 | 58.2 | 23/5/2012 3:31 | 58.3 | 24/5/2012 4:41 | 58.6 | 25/5/2012 5:51 | 60.5 | 26/5/2012 23:01 | 61.6 | | |
| 22/5/2012 2:26 | 58.3 | 23/5/2012 3:36 | 57.8 | 24/5/2012 4:46 | 57.5 | 25/5/2012 5:56 | 60.4 | 26/5/2012 23:06 | 61.5 | | |
| 22/5/2012 2:31 | 58.4 | 23/5/2012 3:41 | 58.2 | 24/5/2012 4:51 | 57.9 | 25/5/2012 6:01 | 61.0 | 26/5/2012 23:11 | 63.2 | | |
| 22/5/2012 2:36 | 59.0 | 23/5/2012 3:46 | 59.6 | 24/5/2012 4:56 | 57.3 | 25/5/2012 6:06 | 60.7 | 26/5/2012 23:16 | 61.9 | | |
| 22/5/2012 2:41 | 58.4 | 23/5/2012 3:51 | 58.7 | 24/5/2012 5:01 | 58.1 | 25/5/2012 6:11 | 61.0 | 26/5/2012 23:21 | 62.2 | | |
| 22/5/2012 2:46 | 58.1 | 23/5/2012 3:56 | 59.1 | 24/5/2012 5:06 | 57.3 | 25/5/2012 6:16 | 61.5 | 26/5/2012 23:26 | 61.3 | | |
| 22/5/2012 2:51 | 58.8 | 23/5/2012 4:01 | 58.7 | 24/5/2012 5:11 | 57.6 | 25/5/2012 6:21 | 61.8 | 26/5/2012 23:31 | 61.3 | | |
| 22/5/2012 2:56 | 57.8 | 23/5/2012 4:06 | 59.4 | 24/5/2012 5:16 | 58.0 | 25/5/2012 6:26 | 62.2 | 26/5/2012 23:36 | 60.9 | | |
| 22/5/2012 3:01 | 57.6 | 23/5/2012 4:11 | 57.9 | 24/5/2012 5:21 | 58.3 | 25/5/2012 6:31 | 62.3 | 26/5/2012 23:41 | 61.0 | | |
| 22/5/2012 3:06 | 58.2 | 23/5/2012 4:16 | 59.2 | 24/5/2012 5:26 | 58.1 | 25/5/2012 6:36 | 62.6 | 26/5/2012 23:46 | 61.3 | | |
| 22/5/2012 3:11 | 59.0 | 23/5/2012 4:21 | 59.4 | 24/5/2012 5:31 | 58.6 | 25/5/2012 6:41 | 63.1 | 26/5/2012 23:51 | 60.9 | | |
| 22/5/2012 3:16 | 58.5 | 23/5/2012 4:26 | 59.0 | 24/5/2012 5:36 | 58.3 | 25/5/2012 6:46 | 63.8 | 26/5/2012 23:56 | 61.2 | | |
| 22/5/2012 3:21 | 58.5 | 23/5/2012 4:31 | 58.6 | 24/5/2012 5:41</ | | | | | | | |

Real-time Noise Data RTN2 (Oil Street Community Liaison Centre)

| | | | | | | | | | | | |
|------------------------|----------------|----------------|----------------|-----------------|-----------------|-----------------|-----------------|-----------------|-----------------|---|------|
| Normal Day 07:00-19:00 | 5/5/2012 13:31 | 64.9 | 11/5/2012 8:31 | 64.9 | 16/5/2012 15:31 | 65.9 | 22/5/2012 10:31 | 71.5 | 26/5/2012 17:31 | 68.1 | |
| 30/4/2012 7:01 | 63.9 | 5/5/2012 14:01 | 66.0 | 11/5/2012 9:01 | 64.8 | 16/5/2012 16:01 | 66.4 | 22/5/2012 11:01 | 71.8 | 26/5/2012 18:01 | 64.8 |
| 30/4/2012 7:31 | 64.8 | 5/5/2012 14:31 | 66.8 | 11/5/2012 9:31 | 66.2 | 16/5/2012 16:31 | 66.2 | 22/5/2012 11:31 | 71.1 | 26/5/2012 18:31 | 72.9 |
| 30/4/2012 8:01 | 67.1 | 5/5/2012 15:01 | 64.6 | 11/5/2012 10:01 | 65.1 | 16/5/2012 17:01 | 67.4 | 22/5/2012 12:01 | 69.1 | <u>Normal Day 19:00-23:00</u> | |
| 30/4/2012 8:31 | 68.4 | 5/5/2012 15:31 | 62.8 | 11/5/2012 10:31 | 65.8 | 16/5/2012 17:31 | 67.6 | 22/5/2012 12:31 | 70.2 | <u>Sunday & Holiday 07:00-23:00</u> | |
| 30/4/2012 9:01 | 68.6 | 5/5/2012 16:01 | 63.3 | 11/5/2012 11:01 | 64.8 | 16/5/2012 18:01 | 66.3 | 22/5/2012 13:01 | 70.1 | 28/4/2012 7:01 | 63.4 |
| 30/4/2012 9:31 | 67.4 | 5/5/2012 16:31 | 64.4 | 11/5/2012 11:31 | 65.0 | 16/5/2012 18:31 | 66.0 | 22/5/2012 13:31 | 67.1 | 28/4/2012 7:06 | 62.4 |
| 30/4/2012 10:01 | 67.0 | 5/5/2012 17:01 | 66.0 | 11/5/2012 12:01 | 62.8 | 17/5/2012 7:01 | 63.6 | 22/5/2012 14:01 | 71.3 | 28/4/2012 7:11 | 63.0 |
| 30/4/2012 10:31 | 67.6 | 5/5/2012 17:31 | 69.8 | 11/5/2012 12:31 | 61.5 | 17/5/2012 7:31 | 63.9 | 22/5/2012 14:31 | 66.2 | 28/4/2012 7:16 | 62.4 |
| 30/4/2012 11:01 | 66.7 | 5/5/2012 18:01 | 68.1 | 11/5/2012 13:01 | 65.4 | 17/5/2012 8:01 | 63.8 | 22/5/2012 15:01 | 67.2 | 28/4/2012 7:21 | 63.3 |
| 30/4/2012 11:31 | 66.8 | 5/5/2012 18:31 | 67.6 | 11/5/2012 13:31 | 64.8 | 17/5/2012 8:31 | 66.6 | 22/5/2012 15:31 | 67.0 | 28/4/2012 7:26 | 63.0 |
| 30/4/2012 12:01 | 63.5 | 7/5/2012 7:01 | 63.0 | 11/5/2012 14:01 | 63.1 | 17/5/2012 9:01 | 67.5 | 22/5/2012 16:01 | 67.9 | 28/4/2012 7:31 | 64.3 |
| 30/4/2012 12:31 | 65.6 | 7/5/2012 7:31 | 62.9 | 11/5/2012 14:31 | 63.3 | 17/5/2012 9:31 | 67.3 | 22/5/2012 16:31 | 67.9 | 28/4/2012 7:36 | 62.5 |
| 30/4/2012 13:01 | 70.6 | 7/5/2012 8:01 | 65.1 | 11/5/2012 15:01 | 62.9 | 17/5/2012 10:01 | 66.8 | 22/5/2012 17:01 | 68.2 | 28/4/2012 7:41 | 63.8 |
| 30/4/2012 13:31 | 65.8 | 7/5/2012 8:31 | 64.6 | 11/5/2012 15:31 | 64.3 | 17/5/2012 10:31 | 66.5 | 22/5/2012 17:31 | 67.4 | 28/4/2012 7:46 | 63.4 |
| 30/4/2012 14:01 | 66.8 | 7/5/2012 9:01 | 67.8 | 11/5/2012 16:01 | 70.6 | 17/5/2012 11:01 | 66.6 | 22/5/2012 18:01 | 69.0 | 28/4/2012 7:51 | 64.4 |
| 30/4/2012 14:31 | 68.4 | 7/5/2012 9:31 | 64.7 | 11/5/2012 16:31 | 65.1 | 17/5/2012 11:31 | 67.4 | 22/5/2012 18:31 | 69.4 | 28/4/2012 7:56 | 65.5 |
| 30/4/2012 15:01 | 66.8 | 7/5/2012 10:01 | 69.6 | 11/5/2012 17:01 | 64.7 | 17/5/2012 12:01 | 64.6 | 23/5/2012 7:01 | 57.5 | 28/4/2012 8:01 | 63.4 |
| 30/4/2012 15:31 | 67.5 | 7/5/2012 10:31 | 68.7 | 11/5/2012 17:31 | 65.6 | 17/5/2012 12:31 | 65.1 | 23/5/2012 7:31 | 59.9 | 28/4/2012 8:06 | 63.7 |
| 30/4/2012 16:01 | 68.5 | 7/5/2012 11:01 | 69.0 | 11/5/2012 18:01 | 65.0 | 17/5/2012 13:01 | 65.1 | 23/5/2012 8:01 | 60.5 | 28/4/2012 8:11 | 63.7 |
| 30/4/2012 16:31 | 68.5 | 7/5/2012 11:31 | 66.5 | 11/5/2012 18:31 | 61.8 | 17/5/2012 13:31 | 68.3 | 23/5/2012 8:31 | 62.5 | 28/4/2012 8:16 | 66.1 |
| 30/4/2012 17:01 | 66.8 | 7/5/2012 12:01 | 66.7 | 12/5/2012 7:01 | 62.1 | 17/5/2012 14:01 | 69.4 | 23/5/2012 9:01 | 64.6 | 28/4/2012 8:21 | 64.9 |
| 30/4/2012 17:31 | 66.1 | 7/5/2012 12:31 | 65.0 | 12/5/2012 7:31 | 65.9 | 17/5/2012 14:31 | 69.2 | 23/5/2012 9:31 | 66.4 | 28/4/2012 8:26 | 64.9 |
| 30/4/2012 18:01 | 65.2 | 7/5/2012 13:01 | 64.2 | 12/5/2012 8:01 | 64.0 | 17/5/2012 15:01 | 68.7 | 23/5/2012 10:01 | 68.7 | 28/4/2012 8:31 | 65.3 |
| 30/4/2012 18:31 | 65.0 | 7/5/2012 13:31 | 69.3 | 12/5/2012 8:31 | 64.6 | 17/5/2012 15:31 | 69.7 | 23/5/2012 10:31 | 67.2 | 28/4/2012 8:36 | 66.7 |
| 2/5/2012 7:01 | 63.0 | 7/5/2012 14:01 | 68.6 | 12/5/2012 9:01 | 65.0 | 17/5/2012 16:01 | 68.5 | 23/5/2012 11:01 | 68.6 | 28/4/2012 8:41 | 66.0 |
| 2/5/2012 7:31 | 63.3 | 7/5/2012 14:31 | 66.6 | 12/5/2012 9:31 | 68.0 | 17/5/2012 16:31 | 68.6 | 23/5/2012 11:31 | 69.2 | 28/4/2012 8:46 | 66.3 |
| 2/5/2012 8:01 | 65.1 | 7/5/2012 15:01 | 67.2 | 12/5/2012 10:01 | 65.9 | 17/5/2012 17:01 | 69.5 | 23/5/2012 12:01 | 68.8 | 28/4/2012 8:51 | 68.4 |
| 2/5/2012 8:31 | 65.0 | 7/5/2012 15:31 | 68.0 | 12/5/2012 10:31 | 65.1 | 17/5/2012 17:31 | 69.1 | 23/5/2012 12:31 | 69.0 | 28/4/2012 8:56 | 69.7 |
| 2/5/2012 9:01 | 67.2 | 7/5/2012 16:01 | 68.4 | 12/5/2012 11:01 | 64.5 | 17/5/2012 18:01 | 66.1 | 23/5/2012 13:01 | 69.1 | 28/4/2012 9:01 | 67.4 |
| 2/5/2012 9:31 | 66.9 | 7/5/2012 16:31 | 69.0 | 12/5/2012 11:31 | 64.8 | 17/5/2012 18:31 | 64.5 | 23/5/2012 13:31 | 68.5 | 28/4/2012 9:06 | 65.5 |
| 2/5/2012 10:01 | 66.7 | 7/5/2012 17:01 | 71.0 | 12/5/2012 12:01 | 65.0 | 18/5/2012 7:01 | 63.7 | 23/5/2012 14:01 | 67.5 | 28/4/2012 9:11 | 65.7 |
| 2/5/2012 10:31 | 65.9 | 7/5/2012 17:31 | 68.3 | 12/5/2012 12:31 | 66.2 | 18/5/2012 7:31 | 62.4 | 23/5/2012 14:31 | 69.5 | 28/4/2012 9:16 | 66.0 |
| 2/5/2012 11:01 | 68.9 | 7/5/2012 18:01 | 63.4 | 12/5/2012 13:01 | 66.3 | 18/5/2012 8:01 | 65.1 | 23/5/2012 15:01 | 72.5 | 28/4/2012 9:21 | 65.1 |
| 2/5/2012 11:31 | 66.8 | 7/5/2012 18:31 | 63.5 | 12/5/2012 13:31 | 66.9 | 18/5/2012 8:31 | 71.2 | 23/5/2012 15:31 | 72.7 | 28/4/2012 9:26 | 65.2 |
| 2/5/2012 12:01 | 64.0 | 8/5/2012 7:01 | 62.8 | 12/5/2012 14:01 | 66.5 | 18/5/2012 9:01 | 69.1 | 23/5/2012 16:01 | 68.3 | 28/4/2012 9:31 | 74.5 |
| 2/5/2012 12:31 | 64.3 | 8/5/2012 7:31 | 61.9 | 12/5/2012 14:31 | 64.5 | 18/5/2012 9:31 | 71.5 | 23/5/2012 16:31 | 71.5 | 28/4/2012 9:36 | 65.4 |
| 2/5/2012 13:01 | 63.7 | 8/5/2012 8:01 | 63.0 | 12/5/2012 15:01 | 68.6 | 18/5/2012 10:01 | 71.5 | 23/5/2012 17:01 | 69.7 | 28/4/2012 9:41 | 65.5 |
| 2/5/2012 13:31 | 66.6 | 8/5/2012 8:31 | 67.3 | 12/5/2012 15:31 | 65.9 | 18/5/2012 10:31 | 69.7 | 23/5/2012 17:31 | 69.1 | 28/4/2012 9:46 | 66.8 |
| 2/5/2012 14:01 | 66.6 | 8/5/2012 9:01 | 64.4 | 12/5/2012 16:01 | 67.1 | 18/5/2012 11:01 | 74.2 | 23/5/2012 18:01 | 70.0 | 28/4/2012 9:51 | 66.7 |
| 2/5/2012 14:31 | 67.0 | 8/5/2012 9:31 | 64.3 | 12/5/2012 16:31 | 67.2 | 18/5/2012 11:31 | 68.8 | 23/5/2012 18:31 | 67.3 | 28/4/2012 10:01 | 66.7 |
| 2/5/2012 15:01 | 69.7 | 8/5/2012 10:01 | 64.2 | 12/5/2012 17:01 | 67.6 | 18/5/2012 12:01 | 64.6 | 24/5/2012 7:01 | 64.4 | 28/4/2012 10:06 | 66.6 |
| 2/5/2012 15:31 | 66.7 | 8/5/2012 10:31 | 67.1 | 12/5/2012 17:31 | 65.7 | 18/5/2012 12:31 | 64.5 | 24/5/2012 7:31 | 64.7 | 28/4/2012 10:11 | 65.9 |
| 2/5/2012 16:01 | 66.6 | 8/5/2012 11:01 | 65.9 | 12/5/2012 18:01 | 63.4 | 18/5/2012 13:01 | 64.1 | 24/5/2012 8:01 | 63.3 | 28/4/2012 10:16 | 65.2 |
| 2/5/2012 16:31 | 67.0 | 8/5/2012 11:31 | 67.9 | 12/5/2012 18:31 | 64.3 | 18/5/2012 13:31 | 71.4 | 24/5/2012 8:31 | 64.8 | 28/4/2012 10:21 | 65.9 |
| 2/5/2012 17:01 | 66.2 | 8/5/2012 12:01 | 65.1 | 14/5/2012 7:01 | 58.1 | 18/5/2012 14:01 | 70.7 | 24/5/2012 9:01 | 64.1 | 28/4/2012 10:26 | 66.8 |
| 2/5/2012 17:31 | 66.1 | 8/5/2012 12:31 | 64.3 | 14/5/2012 7:31 | 57.2 | 18/5/2012 14:31 | 71.8 | 24/5/2012 9:31 | 65.0 | 28/4/2012 10:31 | 66.8 |
| 2/5/2012 18:01 | 65.4 | 8/5/2012 13:01 | 62.8 | 14/5/2012 8:01 | 59.9 | 18/5/2012 15:01 | 71.5 | 24/5/2012 10:01 | 64.2 | 28/4/2012 10:36 | 65.0 |
| 2/5/2012 18:31 | 64.8 | 8/5/2012 13:31 | 62.0 | 14/5/2012 8:31 | 64.9 | 18/5/2012 15:31 | 71.6 | 24/5/2012 10:31 | 64.3 | 28/4/2012 10:41 | 66.3 |
| 3/5/2012 7:01 | 63.3 | 8/5/2012 14:01 | 64.6 | 14/5/2012 9:01 | 59.6 | 18/5/2012 16:01 | 71.4 | 24/5/2012 11:01 | 64.4 | 28/4/2012 10:46 | 66.2 |
| 3/5/2012 7:31 | 62.7 | 8/5/2012 14:31 | 65.6 | 14/5/2012 9:31 | 60.4 | 18/5/2012 16:31 | 73.4 | 24/5/2012 11:31 | 67.4 | 28/4/2012 10:51 | 66.2 |
| 3/5/2012 8:01 | 64.5 | 8/5/2012 15:01 | 67.6 | 14/5/2012 10:01 | 63.9 | 18/5/2012 17:01 | 72.6 | 24/5/2012 12:01 | 67.4 | 28/4/2012 10:56 | 64.7 |
| 3/5/2012 8:31 | 67.2 | 8/5/2012 15:31 | 66.4 | 14/5/2012 10:31 | 61.9 | 18/5/2012 17:31 | 72.3 | 24/5/2012 12:31 | 65.9 | 28/4/2012 11:01 | 64.7 |
| 3/5/2012 9:01 | 67.4 | 8/5/2012 16:01 | 66.2 | 14/5/2012 11:01 | 62.6 | 18/5/2012 18:01 | 66.9 | 24/5/2012 13:01 | 64.3 | 28/4/2012 11:06 | 63.7 |
| 3/5/2012 9:31 | 68.2 | 8/5/2012 16:31 | 64.9 | 14/5/2012 11:31 | 66.0 | 18/5/2012 18:31 | 64.2 | 24/5/2012 13:31 | 64.6 | 28/4/2012 11:11 | 65.5 |
| 3/5/2012 10:01 | 66.4 | 8/5/2012 17:01 | 65.9 | 14/5/2012 12:01 | 65.0 | 19/5/2012 7:01 | 64.1 | 24/5/2012 14:01 | 65.6 | 28/4/2012 11:16 | 66.7 |
| 3/5/2012 10:31 | 66.8 | 8/5/2012 17:31 | 65.9 | 14/5/2012 12:31 | 63.8 | 19/5/2012 7:31 | 65.6 | 24/5/2012 14:31 | 66.1 | 28/4/2012 11:21 | 66.3 |
| 3/5/2012 11:01 | 65.9 | 8/5/2012 18:01 | 67.2 | 14/5/2012 13:01 | 65.3 | 19/5/2012 8:01 | 66.1 | 24/5/2012 15:01 | 66.1 | 28/4/2012 11:26 | 66.9 |
| 3/5/2012 11:31 | 66.6 | 8/5/2012 18:31 | 68.0 | 14/5/2012 13:31 | 67.9 | 19/5/2012 8:31 | 69.7 | 24/5/2012 15:31 | 65.8 | 28/4/2012 11:31 | 67.8 |
| 3/5/2012 12:01 | 65.2 | 9/5/2012 7:01 | 61.3 | 14/5/2012 14:01 | 64.4 | 19/5/2012 9:01 | 76.2 | 24/5/2012 16:01 | 70.1 | 28/4/2012 11:36 | 67.8 |
| 3/5/2012 12:31 | 64.4 | 9/5/2012 7:31 | 62.8 | 14/5/2012 14:31 | 61.8 | 19/5/2012 9:31 | 73.3 | 24/5/2012 16:31 | 75.1 | 28/4/2012 11:41 | 64.2 |
| 3/5/2012 13:01 | 65.9 | 9/5/2012 8:01 | 63.7 | 14/5/2012 15:01 | 63.5 | 19/5/2012 10:01 | 72.5 | 24/5/2012 17:01 | 70.1 | 28/4/2012 11:46 | 64.8 |
| 3/5/2012 13:31 | 67.7 | 9/5/2012 8:31 | 65.2 | 14/5/2012 15:31 | 62.9 | 19/5/2012 10:31 | 73.3 | 24/5/2012 17:31 | 75.9 | 28/4/2012 11:51 | 66.9 |
| 3/5/2012 14:01 | 67.7 | 9/5/2012 9:01 | 63.3 | 14/5/2012 16:01 | 65.8 | 19/5/2012 11:01 | 73.1 | 24/5/2012 18:01 | 65.8 | 28/4/2012 11:56 | 65.2 |
| 3/5/2012 14:31 | 66.3 | 9/5/2012 9:31 | 64.9 | 14/5/2012 16:31 | 68.7 | 19/5/2012 11:31 | 69.9 | 24/5/2012 18:31 | 65.4 | 28/4/2012 12:01 | 64.1 |
| 3/5/2012 15:01 | 67.4 | 9/5/2012 10:01 | 67.7 | 14/5/2012 17:01 | 67.0 | 19/5/2012 12:01 | 65.8 | 25/5/2012 7:01 | 63.4 | 28/4/2012 12:06 | 63.4 |
| 3/5/2012 15:31 | 68.1 | 9/5/2012 10:31 | 67.9 | 14/5/2012 17:31 | 66.3 | 19/5/2012 12:31 | 67.0 | 25/5/2012 7:31 | 61.9 | 28/4/2012 12:11 | 63.9 |
| 3/5/2012 16:01 | 66.5 | 9/5/2012 11:01 | 68.5 | 14/5/2012 18:01 | 65.8 | 19/5/2012 13:01 | 65.2 | 25/5/2012 8:01 | 64.4 | 28/4/2012 12:16 | 65.1 |
| 3/5/2012 16:31 | 68.3 | 9/5/2012 11:31 | 67.0 | 14/5/2012 18:31 | 66.1 | 19/5/2012 13:31 | 68.3 | 25/5/2012 8:31 | 73.0 | 28/4/2012 12:21 | 64.7 |
| 3/5/2012 17:01 | 67.1 | 9/5/2012 12:01 | 66.1 | 15/5/2012 7:01 | 63.8 | 19/5/2012 14:01 | 75.3 | 25/5/2012 9:01 | 74.7 | 28/4/2012 12:26 | 65.5 |
| 3/5/2012 17:31 | 67.1 | 9/5/2012 12:31 | 64.2 | 15/5/2012 7:31 | | | | | | | |

Real-time Noise Data RTN2 (Oil Street Community Liaison Centre)

| | | | | | | | | | | | |
|-----------------|------|-----------------|------|-----------------|------|----------------|------|----------------|------|----------------|------|
| 28/4/2012 15:46 | 64.8 | 29/4/2012 8:56 | 63.7 | 29/4/2012 18:06 | 62.9 | 1/5/2012 7:16 | 61.5 | 1/5/2012 16:26 | 64.6 | 2/5/2012 21:36 | 61.9 |
| 28/4/2012 15:51 | 64.4 | 29/4/2012 9:01 | 64.2 | 29/4/2012 18:11 | 62.9 | 1/5/2012 7:21 | 62.5 | 1/5/2012 16:31 | 63.0 | 2/5/2012 21:41 | 61.6 |
| 28/4/2012 15:56 | 63.9 | 29/4/2012 9:06 | 64.0 | 29/4/2012 18:16 | 67.7 | 1/5/2012 7:26 | 61.6 | 1/5/2012 16:36 | 65.5 | 2/5/2012 21:46 | 61.4 |
| 28/4/2012 16:01 | 63.2 | 29/4/2012 9:11 | 64.6 | 29/4/2012 18:21 | 67.8 | 1/5/2012 7:31 | 64.1 | 1/5/2012 16:41 | 62.9 | 2/5/2012 21:51 | 61.4 |
| 28/4/2012 16:06 | 64.4 | 29/4/2012 9:16 | 63.7 | 29/4/2012 18:26 | 66.8 | 1/5/2012 7:36 | 63.2 | 1/5/2012 16:46 | 63.7 | 2/5/2012 21:56 | 61.1 |
| 28/4/2012 16:11 | 64.1 | 29/4/2012 9:21 | 63.8 | 29/4/2012 18:31 | 65.1 | 1/5/2012 7:41 | 62.6 | 1/5/2012 16:51 | 63.0 | 2/5/2012 22:01 | 61.7 |
| 28/4/2012 16:16 | 65.3 | 29/4/2012 9:26 | 63.9 | 29/4/2012 18:36 | 66.4 | 1/5/2012 7:46 | 61.9 | 1/5/2012 16:56 | 63.6 | 2/5/2012 22:06 | 61.4 |
| 28/4/2012 16:21 | 65.5 | 29/4/2012 9:31 | 64.1 | 29/4/2012 18:41 | 64.3 | 1/5/2012 7:51 | 61.5 | 1/5/2012 17:01 | 62.4 | 2/5/2012 22:11 | 61.4 |
| 28/4/2012 16:26 | 66.0 | 29/4/2012 9:36 | 64.2 | 29/4/2012 18:46 | 63.8 | 1/5/2012 7:56 | 62.2 | 1/5/2012 17:06 | 62.7 | 2/5/2012 22:16 | 62.0 |
| 28/4/2012 16:31 | 64.4 | 29/4/2012 9:41 | 64.9 | 29/4/2012 18:51 | 62.7 | 1/5/2012 8:01 | 61.7 | 1/5/2012 17:11 | 62.7 | 2/5/2012 22:21 | 60.6 |
| 28/4/2012 16:36 | 65.4 | 29/4/2012 9:46 | 64.5 | 29/4/2012 18:56 | 62.6 | 1/5/2012 8:06 | 61.5 | 1/5/2012 17:16 | 62.9 | 2/5/2012 22:26 | 61.1 |
| 28/4/2012 16:41 | 66.5 | 29/4/2012 9:51 | 64.2 | 29/4/2012 19:01 | 63.0 | 1/5/2012 8:11 | 61.9 | 1/5/2012 17:21 | 65.9 | 2/5/2012 22:31 | 61.5 |
| 28/4/2012 16:46 | 64.0 | 29/4/2012 9:56 | 64.4 | 29/4/2012 19:06 | 62.4 | 1/5/2012 8:16 | 61.5 | 1/5/2012 17:26 | 67.3 | 2/5/2012 22:36 | 61.4 |
| 28/4/2012 16:51 | 64.3 | 29/4/2012 10:01 | 64.4 | 29/4/2012 19:11 | 65.8 | 1/5/2012 8:21 | 62.2 | 1/5/2012 17:31 | 62.3 | 2/5/2012 22:41 | 61.5 |
| 28/4/2012 16:56 | 65.2 | 29/4/2012 10:06 | 64.1 | 29/4/2012 19:16 | 63.3 | 1/5/2012 8:26 | 63.1 | 1/5/2012 17:36 | 62.9 | 2/5/2012 22:46 | 61.3 |
| 28/4/2012 17:01 | 66.7 | 29/4/2012 10:11 | 64.1 | 29/4/2012 19:21 | 62.5 | 1/5/2012 8:31 | 61.8 | 1/5/2012 17:41 | 62.8 | 2/5/2012 22:51 | 61.0 |
| 28/4/2012 17:06 | 65.2 | 29/4/2012 10:16 | 64.1 | 29/4/2012 19:26 | 63.8 | 1/5/2012 8:36 | 63.5 | 1/5/2012 17:46 | 63.1 | 2/5/2012 22:56 | 61.6 |
| 28/4/2012 17:11 | 66.1 | 29/4/2012 10:21 | 64.8 | 29/4/2012 19:31 | 61.7 | 1/5/2012 8:41 | 62.5 | 1/5/2012 17:51 | 62.7 | 3/5/2012 19:01 | 64.8 |
| 28/4/2012 17:16 | 64.2 | 29/4/2012 10:26 | 64.5 | 29/4/2012 19:36 | 62.0 | 1/5/2012 8:46 | 62.4 | 1/5/2012 17:56 | 63.2 | 3/5/2012 19:06 | 63.9 |
| 28/4/2012 17:21 | 65.2 | 29/4/2012 10:31 | 64.5 | 29/4/2012 19:41 | 63.3 | 1/5/2012 8:51 | 61.5 | 1/5/2012 18:01 | 63.8 | 3/5/2012 19:11 | 64.0 |
| 28/4/2012 17:26 | 66.3 | 29/4/2012 10:36 | 64.8 | 29/4/2012 19:46 | 61.9 | 1/5/2012 8:56 | 62.5 | 1/5/2012 18:06 | 65.1 | 3/5/2012 19:16 | 64.4 |
| 28/4/2012 17:31 | 66.6 | 29/4/2012 10:41 | 64.6 | 29/4/2012 19:51 | 61.9 | 1/5/2012 9:01 | 62.9 | 1/5/2012 18:11 | 64.6 | 3/5/2012 19:21 | 64.3 |
| 28/4/2012 17:36 | 65.1 | 29/4/2012 10:46 | 64.0 | 29/4/2012 19:56 | 61.5 | 1/5/2012 9:06 | 62.5 | 1/5/2012 18:16 | 63.1 | 3/5/2012 19:26 | 63.5 |
| 28/4/2012 17:41 | 64.0 | 29/4/2012 10:51 | 64.0 | 29/4/2012 20:01 | 63.5 | 1/5/2012 9:11 | 63.8 | 1/5/2012 18:21 | 62.4 | 3/5/2012 19:31 | 63.0 |
| 28/4/2012 17:46 | 64.4 | 29/4/2012 10:56 | 64.4 | 29/4/2012 20:06 | 63.1 | 1/5/2012 9:16 | 62.5 | 1/5/2012 18:26 | 62.2 | 3/5/2012 19:36 | 62.9 |
| 28/4/2012 17:51 | 64.0 | 29/4/2012 11:01 | 64.4 | 29/4/2012 20:11 | 62.5 | 1/5/2012 9:21 | 62.2 | 1/5/2012 18:31 | 66.1 | 3/5/2012 19:41 | 62.4 |
| 28/4/2012 17:56 | 64.0 | 29/4/2012 11:06 | 64.2 | 29/4/2012 20:16 | 62.0 | 1/5/2012 9:26 | 62.4 | 1/5/2012 18:36 | 64.3 | 3/5/2012 19:46 | 62.3 |
| 28/4/2012 18:01 | 65.5 | 29/4/2012 11:11 | 63.9 | 29/4/2012 20:21 | 61.9 | 1/5/2012 9:31 | 62.1 | 1/5/2012 18:41 | 63.7 | 3/5/2012 19:51 | 62.1 |
| 28/4/2012 18:06 | 64.4 | 29/4/2012 11:16 | 64.0 | 29/4/2012 20:26 | 62.0 | 1/5/2012 9:36 | 62.6 | 1/5/2012 18:46 | 64.6 | 3/5/2012 19:56 | 63.2 |
| 28/4/2012 18:11 | 68.2 | 29/4/2012 11:21 | 64.2 | 29/4/2012 20:31 | 62.3 | 1/5/2012 9:41 | 63.0 | 1/5/2012 18:51 | 63.4 | 3/5/2012 20:01 | 63.2 |
| 28/4/2012 18:16 | 66.6 | 29/4/2012 11:26 | 64.1 | 29/4/2012 20:36 | 62.0 | 1/5/2012 9:46 | 63.5 | 1/5/2012 18:56 | 62.8 | 3/5/2012 20:06 | 62.8 |
| 28/4/2012 18:21 | 63.7 | 29/4/2012 11:31 | 64.7 | 29/4/2012 20:41 | 61.7 | 1/5/2012 9:51 | 63.4 | 1/5/2012 19:01 | 64.6 | 3/5/2012 20:11 | 62.2 |
| 28/4/2012 18:26 | 63.6 | 29/4/2012 11:36 | 65.3 | 29/4/2012 20:46 | 61.7 | 1/5/2012 9:56 | 63.0 | 1/5/2012 19:06 | 65.9 | 3/5/2012 20:16 | 62.3 |
| 28/4/2012 18:31 | 62.6 | 29/4/2012 11:41 | 65.4 | 29/4/2012 20:51 | 61.7 | 1/5/2012 10:01 | 62.7 | 1/5/2012 19:11 | 65.1 | 3/5/2012 20:21 | 62.1 |
| 28/4/2012 18:36 | 62.0 | 29/4/2012 11:46 | 65.1 | 29/4/2012 20:56 | 61.5 | 1/5/2012 10:06 | 63.1 | 1/5/2012 19:16 | 63.0 | 3/5/2012 20:26 | 62.3 |
| 28/4/2012 18:41 | 61.6 | 29/4/2012 11:51 | 67.8 | 29/4/2012 21:01 | 61.9 | 1/5/2012 10:11 | 65.8 | 1/5/2012 19:21 | 61.6 | 3/5/2012 20:31 | 61.8 |
| 28/4/2012 18:46 | 62.6 | 29/4/2012 11:56 | 72.1 | 29/4/2012 21:06 | 63.3 | 1/5/2012 10:16 | 66.3 | 1/5/2012 19:26 | 61.9 | 3/5/2012 20:36 | 62.0 |
| 28/4/2012 18:51 | 62.8 | 29/4/2012 12:01 | 68.7 | 29/4/2012 21:11 | 62.6 | 1/5/2012 10:21 | 64.1 | 1/5/2012 19:31 | 62.2 | 3/5/2012 20:41 | 61.8 |
| 28/4/2012 18:56 | 62.7 | 29/4/2012 12:06 | 65.1 | 29/4/2012 21:16 | 62.2 | 1/5/2012 10:26 | 64.4 | 1/5/2012 19:36 | 62.2 | 3/5/2012 20:46 | 63.4 |
| 28/4/2012 19:01 | 64.9 | 29/4/2012 12:11 | 63.8 | 29/4/2012 21:21 | 61.9 | 1/5/2012 10:31 | 64.1 | 1/5/2012 19:41 | 62.8 | 3/5/2012 20:51 | 63.1 |
| 28/4/2012 19:06 | 62.6 | 29/4/2012 12:16 | 63.8 | 29/4/2012 21:26 | 62.1 | 1/5/2012 10:36 | 63.2 | 1/5/2012 19:46 | 62.2 | 3/5/2012 20:56 | 62.1 |
| 28/4/2012 19:11 | 62.1 | 29/4/2012 12:21 | 64.2 | 29/4/2012 21:31 | 62.0 | 1/5/2012 10:41 | 64.0 | 1/5/2012 19:51 | 61.8 | 3/5/2012 21:01 | 61.7 |
| 28/4/2012 19:16 | 62.3 | 29/4/2012 12:26 | 65.7 | 29/4/2012 21:36 | 61.6 | 1/5/2012 10:46 | 63.7 | 1/5/2012 19:56 | 61.8 | 3/5/2012 21:06 | 62.1 |
| 28/4/2012 19:21 | 63.0 | 29/4/2012 12:31 | 64.0 | 29/4/2012 21:41 | 61.8 | 1/5/2012 10:51 | 62.8 | 1/5/2012 20:01 | 61.7 | 3/5/2012 21:11 | 62.5 |
| 28/4/2012 19:26 | 62.6 | 29/4/2012 12:36 | 63.6 | 29/4/2012 21:46 | 61.8 | 1/5/2012 10:56 | 63.2 | 1/5/2012 20:06 | 62.3 | 3/5/2012 21:16 | 62.0 |
| 28/4/2012 19:31 | 62.3 | 29/4/2012 12:41 | 63.8 | 29/4/2012 21:51 | 62.0 | 1/5/2012 11:01 | 62.6 | 1/5/2012 20:11 | 62.1 | 3/5/2012 21:21 | 61.8 |
| 28/4/2012 19:36 | 62.8 | 29/4/2012 12:46 | 64.0 | 29/4/2012 21:56 | 62.2 | 1/5/2012 11:06 | 64.3 | 1/5/2012 20:16 | 61.8 | 3/5/2012 21:26 | 61.7 |
| 28/4/2012 19:41 | 63.8 | 29/4/2012 12:51 | 64.4 | 29/4/2012 22:01 | 62.2 | 1/5/2012 11:11 | 64.8 | 1/5/2012 20:21 | 61.6 | 3/5/2012 21:31 | 61.7 |
| 28/4/2012 19:46 | 65.9 | 29/4/2012 12:56 | 63.6 | 29/4/2012 22:06 | 63.9 | 1/5/2012 11:16 | 62.4 | 1/5/2012 20:26 | 61.7 | 3/5/2012 21:36 | 61.9 |
| 28/4/2012 19:51 | 62.9 | 29/4/2012 13:01 | 64.1 | 29/4/2012 22:11 | 63.2 | 1/5/2012 11:21 | 62.8 | 1/5/2012 20:31 | 61.6 | 3/5/2012 21:41 | 62.1 |
| 28/4/2012 19:56 | 62.4 | 29/4/2012 13:06 | 64.0 | 29/4/2012 22:16 | 62.9 | 1/5/2012 11:26 | 62.8 | 1/5/2012 20:36 | 61.4 | 3/5/2012 21:46 | 62.0 |
| 28/4/2012 20:01 | 62.1 | 29/4/2012 13:11 | 64.6 | 29/4/2012 22:21 | 61.8 | 1/5/2012 11:31 | 63.2 | 1/5/2012 20:41 | 61.7 | 3/5/2012 21:51 | 61.6 |
| 28/4/2012 20:06 | 62.9 | 29/4/2012 13:16 | 63.8 | 29/4/2012 22:26 | 61.9 | 1/5/2012 11:36 | 63.4 | 1/5/2012 20:46 | 61.5 | 3/5/2012 21:56 | 61.7 |
| 28/4/2012 20:11 | 64.3 | 29/4/2012 13:21 | 63.8 | 29/4/2012 22:31 | 61.6 | 1/5/2012 11:41 | 62.2 | 1/5/2012 20:51 | 61.6 | 3/5/2012 22:01 | 61.9 |
| 28/4/2012 20:16 | 61.5 | 29/4/2012 13:26 | 64.0 | 29/4/2012 22:36 | 62.1 | 1/5/2012 11:46 | 62.3 | 1/5/2012 20:56 | 62.6 | 3/5/2012 22:06 | 61.6 |
| 28/4/2012 20:21 | 61.7 | 29/4/2012 13:31 | 64.9 | 29/4/2012 22:41 | 61.5 | 1/5/2012 11:51 | 62.6 | 1/5/2012 21:01 | 61.6 | 3/5/2012 22:11 | 63.0 |
| 28/4/2012 20:26 | 61.3 | 29/4/2012 13:36 | 64.3 | 29/4/2012 22:46 | 61.3 | 1/5/2012 11:56 | 62.1 | 1/5/2012 21:06 | 61.9 | 3/5/2012 22:16 | 62.0 |
| 28/4/2012 20:31 | 61.8 | 29/4/2012 13:41 | 64.1 | 29/4/2012 22:51 | 61.5 | 1/5/2012 12:01 | 62.5 | 1/5/2012 21:11 | 62.8 | 3/5/2012 22:21 | 61.9 |
| 28/4/2012 20:36 | 61.9 | 29/4/2012 13:46 | 63.4 | 29/4/2012 22:56 | 61.9 | 1/5/2012 12:06 | 64.0 | 1/5/2012 21:16 | 61.4 | 3/5/2012 22:26 | 61.7 |
| 28/4/2012 20:41 | 62.8 | 29/4/2012 13:51 | 63.6 | 30/4/2012 19:01 | 64.1 | 1/5/2012 12:11 | 63.1 | 1/5/2012 21:21 | 61.3 | 3/5/2012 22:31 | 62.3 |
| 28/4/2012 20:46 | 63.8 | 29/4/2012 13:56 | 63.5 | 30/4/2012 19:06 | 64.1 | 1/5/2012 12:16 | 63.3 | 1/5/2012 21:26 | 61.3 | 3/5/2012 22:36 | 61.3 |
| 28/4/2012 20:51 | 61.2 | 29/4/2012 14:01 | 64.2 | 30/4/2012 19:11 | 63.7 | 1/5/2012 12:21 | 62.8 | 1/5/2012 21:31 | 62.6 | 3/5/2012 22:41 | 61.7 |
| 28/4/2012 20:56 | 62.3 | 29/4/2012 14:06 | 64.1 | 30/4/2012 19:16 | 62.6 | 1/5/2012 12:26 | 63.9 | 1/5/2012 21:36 | 61.4 | 3/5/2012 22:46 | 61.4 |
| 28/4/2012 21:01 | 60.9 | 29/4/2012 14:11 | 65.9 | 30/4/2012 19:21 | 63.7 | 1/5/2012 12:31 | 63.0 | 1/5/2012 21:41 | 61.5 | 3/5/2012 22:51 | 61.1 |
| 28/4/2012 21:06 | 61.8 | 29/4/2012 14:16 | 67.0 | 30/4/2012 19:26 | 62.1 | 1/5/2012 12:36 | 62.0 | 1/5/2012 21:46 | 61.5 | 3/5/2012 22:56 | 61.4 |
| 28/4/2012 21:11 | 61.6 | 29/4/2012 14:21 | 65.2 | 30/4/2012 19:31 | 62.8 | 1/5/2012 12:41 | 62.4 | 1/5/2012 21:51 | 61.4 | 4/5/2012 19:01 | 66.6 |
| 28/4/2012 21:16 | 61.4 | 29/4/2012 14:26 | 63.9 | 30/4/2012 19:36 | 62.8 | 1/5/2012 12:46 | 63.3 | 1/5/2012 21:56 | 61.5 | 4/5/2012 19:06 | 64.8 |
| 28/4/2012 21:21 | 61.8 | 29/4/2012 14:31 | 63.7 | 30/4/2012 19:41 | 62.8 | 1/5/2012 12:51 | 63.0 | 1/5/2012 22:01 | 61.5 | 4/5/2012 19:11 | 64.9 |
| 28/4/2012 21:26 | 62.0 | 29/4/2012 14:36 | 63.5 | 30/4/2012 19:46 | 62.5 | 1/5/2012 12:56 | 63.3 | 1/5/2012 22:06 | 61.3 | 4/5/2012 19:16 | 64.6 |
| 28/4/2012 21:31 | 61.5 | 29/4/2012 14:41 | 63.9 | 30/4/2012 19:51 | 61.7 | 1/5/2012 13:01 | 62.5 | 1/5/2012 22:11 | 61.6 | 4/5/2012 19:21 | 66.6 |
| 28/4/2012 21:36 | 62.2 | 29/4/2012 14:46 | 63.5 | 30/4/2012 19:56 | 61.6 | 1/5/2012 13:06 | 63 | | | | |

Real-time Noise Data RTN2 (Oil Street Community Liaison Centre)

| | | | | | | | | | | | |
|----------------|------|----------------|------|----------------|------|-----------------|------|-----------------|------|-----------------|------|
| 4/5/2012 22:46 | 62.3 | 6/5/2012 11:56 | 65.0 | 6/5/2012 21:06 | 62.3 | 8/5/2012 22:16 | 61.5 | 11/5/2012 19:26 | 62.1 | 13/5/2012 8:36 | 63.9 |
| 4/5/2012 22:51 | 63.1 | 6/5/2012 12:01 | 64.0 | 6/5/2012 21:11 | 61.9 | 8/5/2012 22:21 | 62.5 | 11/5/2012 19:31 | 62.2 | 13/5/2012 8:41 | 65.0 |
| 4/5/2012 22:56 | 63.7 | 6/5/2012 12:06 | 65.7 | 6/5/2012 21:16 | 62.0 | 8/5/2012 22:26 | 59.6 | 11/5/2012 19:36 | 62.5 | 13/5/2012 8:46 | 64.8 |
| 5/5/2012 19:01 | 67.0 | 6/5/2012 12:11 | 64.8 | 6/5/2012 21:21 | 62.8 | 8/5/2012 22:31 | 60.3 | 11/5/2012 19:41 | 63.8 | 13/5/2012 8:51 | 65.1 |
| 5/5/2012 19:06 | 67.3 | 6/5/2012 12:16 | 63.6 | 6/5/2012 21:26 | 61.8 | 8/5/2012 22:36 | 60.3 | 11/5/2012 19:46 | 62.6 | 13/5/2012 8:56 | 64.9 |
| 5/5/2012 19:11 | 69.7 | 6/5/2012 12:21 | 63.3 | 6/5/2012 21:31 | 61.7 | 8/5/2012 22:41 | 61.6 | 11/5/2012 19:51 | 62.1 | 13/5/2012 9:01 | 64.9 |
| 5/5/2012 19:16 | 66.7 | 6/5/2012 12:26 | 64.0 | 6/5/2012 21:36 | 62.1 | 8/5/2012 22:46 | 60.8 | 11/5/2012 19:56 | 61.7 | 13/5/2012 9:06 | 66.5 |
| 5/5/2012 19:21 | 66.1 | 6/5/2012 12:31 | 63.6 | 6/5/2012 21:41 | 61.9 | 8/5/2012 22:51 | 60.6 | 11/5/2012 20:01 | 62.5 | 13/5/2012 9:11 | 67.9 |
| 5/5/2012 19:26 | 65.2 | 6/5/2012 12:36 | 63.3 | 6/5/2012 21:46 | 61.6 | 8/5/2012 22:56 | 58.6 | 11/5/2012 20:06 | 62.6 | 13/5/2012 9:16 | 67.6 |
| 5/5/2012 19:31 | 66.1 | 6/5/2012 12:41 | 63.4 | 6/5/2012 21:51 | 63.1 | 9/5/2012 19:01 | 65.5 | 11/5/2012 20:11 | 64.1 | 13/5/2012 9:21 | 68.0 |
| 5/5/2012 19:36 | 66.4 | 6/5/2012 12:46 | 63.1 | 6/5/2012 21:56 | 62.0 | 9/5/2012 19:06 | 65.6 | 11/5/2012 20:16 | 63.2 | 13/5/2012 9:26 | 65.0 |
| 5/5/2012 19:41 | 64.9 | 6/5/2012 12:51 | 63.8 | 6/5/2012 22:01 | 61.3 | 9/5/2012 19:11 | 65.3 | 11/5/2012 20:21 | 62.4 | 13/5/2012 9:31 | 68.2 |
| 5/5/2012 19:46 | 63.7 | 6/5/2012 12:56 | 63.0 | 6/5/2012 22:06 | 61.9 | 9/5/2012 19:16 | 65.3 | 11/5/2012 20:26 | 63.5 | 13/5/2012 9:36 | 64.2 |
| 5/5/2012 19:51 | 64.3 | 6/5/2012 13:01 | 63.0 | 6/5/2012 22:11 | 62.4 | 9/5/2012 19:21 | 65.4 | 11/5/2012 20:31 | 61.4 | 13/5/2012 9:41 | 65.4 |
| 5/5/2012 19:56 | 66.3 | 6/5/2012 13:06 | 62.0 | 6/5/2012 22:16 | 61.6 | 9/5/2012 19:26 | 65.6 | 11/5/2012 20:36 | 61.8 | 13/5/2012 9:46 | 65.4 |
| 5/5/2012 20:01 | 65.0 | 6/5/2012 13:11 | 61.4 | 6/5/2012 22:21 | 62.0 | 9/5/2012 19:31 | 65.7 | 11/5/2012 20:41 | 62.8 | 13/5/2012 9:51 | 65.7 |
| 5/5/2012 20:06 | 65.0 | 6/5/2012 13:16 | 65.2 | 6/5/2012 22:26 | 62.2 | 9/5/2012 19:36 | 65.4 | 11/5/2012 20:46 | 61.3 | 13/5/2012 9:56 | 67.5 |
| 5/5/2012 20:11 | 64.8 | 6/5/2012 13:21 | 61.8 | 6/5/2012 22:31 | 61.9 | 9/5/2012 19:41 | 64.8 | 11/5/2012 20:51 | 62.4 | 13/5/2012 10:01 | 66.8 |
| 5/5/2012 20:16 | 67.4 | 6/5/2012 13:26 | 62.1 | 6/5/2012 22:36 | 62.8 | 9/5/2012 19:46 | 64.0 | 11/5/2012 20:56 | 61.2 | 13/5/2012 10:06 | 67.5 |
| 5/5/2012 20:21 | 66.6 | 6/5/2012 13:31 | 63.1 | 6/5/2012 22:41 | 60.9 | 9/5/2012 19:51 | 64.1 | 11/5/2012 21:01 | 61.1 | 13/5/2012 10:11 | 66.4 |
| 5/5/2012 20:26 | 68.7 | 6/5/2012 13:36 | 62.0 | 6/5/2012 22:46 | 61.1 | 9/5/2012 19:56 | 64.5 | 11/5/2012 21:06 | 61.7 | 13/5/2012 10:16 | 67.8 |
| 5/5/2012 20:31 | 66.9 | 6/5/2012 13:41 | 61.5 | 6/5/2012 22:51 | 62.0 | 9/5/2012 20:01 | 64.4 | 11/5/2012 21:11 | 61.9 | 13/5/2012 10:21 | 65.6 |
| 5/5/2012 20:36 | 67.2 | 6/5/2012 13:46 | 65.0 | 6/5/2012 22:56 | 61.7 | 9/5/2012 20:06 | 64.4 | 11/5/2012 21:16 | 64.2 | 13/5/2012 10:26 | 64.4 |
| 5/5/2012 20:41 | 66.4 | 6/5/2012 13:51 | 62.0 | 7/5/2012 19:01 | 64.0 | 9/5/2012 20:11 | 63.6 | 11/5/2012 21:21 | 61.6 | 13/5/2012 10:31 | 63.9 |
| 5/5/2012 20:46 | 65.9 | 6/5/2012 13:56 | 61.3 | 7/5/2012 19:06 | 64.2 | 9/5/2012 20:16 | 64.2 | 11/5/2012 21:26 | 61.3 | 13/5/2012 10:36 | 63.9 |
| 5/5/2012 20:51 | 65.0 | 6/5/2012 14:01 | 62.6 | 7/5/2012 19:11 | 64.7 | 9/5/2012 20:21 | 64.0 | 11/5/2012 21:31 | 62.5 | 13/5/2012 10:41 | 64.1 |
| 5/5/2012 20:56 | 64.2 | 6/5/2012 14:06 | 63.4 | 7/5/2012 19:16 | 64.3 | 9/5/2012 20:26 | 64.1 | 11/5/2012 21:36 | 62.0 | 13/5/2012 10:46 | 63.6 |
| 5/5/2012 21:01 | 63.6 | 6/5/2012 14:11 | 62.2 | 7/5/2012 19:21 | 64.5 | 9/5/2012 20:31 | 65.2 | 11/5/2012 21:41 | 61.4 | 13/5/2012 10:51 | 64.5 |
| 5/5/2012 21:06 | 64.1 | 6/5/2012 14:16 | 65.9 | 7/5/2012 19:26 | 64.8 | 9/5/2012 20:36 | 64.5 | 11/5/2012 21:46 | 61.3 | 13/5/2012 10:56 | 64.4 |
| 5/5/2012 21:11 | 64.9 | 6/5/2012 14:21 | 65.0 | 7/5/2012 19:31 | 64.1 | 9/5/2012 20:41 | 64.5 | 11/5/2012 21:51 | 61.9 | 13/5/2012 11:01 | 64.2 |
| 5/5/2012 21:16 | 65.1 | 6/5/2012 14:26 | 65.2 | 7/5/2012 19:36 | 64.2 | 9/5/2012 20:46 | 64.4 | 11/5/2012 21:56 | 61.4 | 13/5/2012 11:06 | 65.2 |
| 5/5/2012 21:21 | 62.4 | 6/5/2012 14:31 | 64.2 | 7/5/2012 19:41 | 64.1 | 9/5/2012 20:51 | 64.1 | 11/5/2012 22:01 | 60.8 | 13/5/2012 11:11 | 64.3 |
| 5/5/2012 21:26 | 62.1 | 6/5/2012 14:36 | 64.8 | 7/5/2012 19:46 | 63.8 | 9/5/2012 20:56 | 64.6 | 11/5/2012 22:06 | 61.7 | 13/5/2012 11:16 | 64.1 |
| 5/5/2012 21:31 | 62.7 | 6/5/2012 14:41 | 64.4 | 7/5/2012 19:51 | 63.5 | 9/5/2012 21:01 | 64.0 | 11/5/2012 22:11 | 62.5 | 13/5/2012 11:21 | 64.9 |
| 5/5/2012 21:36 | 63.4 | 6/5/2012 14:46 | 65.0 | 7/5/2012 19:56 | 62.1 | 9/5/2012 21:06 | 64.5 | 11/5/2012 22:16 | 61.6 | 13/5/2012 11:26 | 65.4 |
| 5/5/2012 21:41 | 61.0 | 6/5/2012 14:51 | 63.0 | 7/5/2012 20:01 | 62.3 | 9/5/2012 21:11 | 64.9 | 11/5/2012 22:21 | 61.4 | 13/5/2012 11:31 | 65.1 |
| 5/5/2012 21:46 | 63.1 | 6/5/2012 14:56 | 64.2 | 7/5/2012 20:06 | 63.1 | 9/5/2012 21:16 | 64.9 | 11/5/2012 22:26 | 62.0 | 13/5/2012 11:36 | 64.6 |
| 5/5/2012 21:51 | 61.3 | 6/5/2012 15:01 | 65.2 | 7/5/2012 20:11 | 63.3 | 9/5/2012 21:21 | 64.5 | 11/5/2012 22:31 | 61.4 | 13/5/2012 11:41 | 65.8 |
| 5/5/2012 21:56 | 62.1 | 6/5/2012 15:06 | 64.2 | 7/5/2012 20:16 | 63.1 | 9/5/2012 21:26 | 65.0 | 11/5/2012 22:36 | 62.1 | 13/5/2012 11:46 | 64.6 |
| 5/5/2012 22:01 | 60.4 | 6/5/2012 15:11 | 66.7 | 7/5/2012 20:21 | 64.2 | 9/5/2012 21:31 | 64.5 | 11/5/2012 22:41 | 61.7 | 13/5/2012 11:51 | 64.8 |
| 5/5/2012 22:06 | 60.9 | 6/5/2012 15:16 | 66.0 | 7/5/2012 20:26 | 64.2 | 9/5/2012 21:36 | 64.8 | 11/5/2012 22:46 | 61.3 | 13/5/2012 11:56 | 65.1 |
| 5/5/2012 22:11 | 61.8 | 6/5/2012 15:21 | 65.3 | 7/5/2012 20:31 | 64.1 | 9/5/2012 21:41 | 64.0 | 11/5/2012 22:51 | 61.7 | 13/5/2012 12:01 | 64.7 |
| 5/5/2012 22:16 | 61.2 | 6/5/2012 15:26 | 64.9 | 7/5/2012 20:36 | 63.8 | 9/5/2012 21:46 | 65.3 | 11/5/2012 22:56 | 61.7 | 13/5/2012 12:06 | 64.8 |
| 5/5/2012 22:21 | 61.4 | 6/5/2012 15:31 | 65.2 | 7/5/2012 20:41 | 63.9 | 9/5/2012 21:51 | 64.5 | 12/5/2012 19:01 | 63.3 | 13/5/2012 12:11 | 65.1 |
| 5/5/2012 22:26 | 61.8 | 6/5/2012 15:36 | 65.2 | 7/5/2012 20:46 | 63.4 | 9/5/2012 21:56 | 64.2 | 12/5/2012 19:06 | 64.5 | 13/5/2012 12:16 | 65.7 |
| 5/5/2012 22:31 | 63.0 | 6/5/2012 15:41 | 66.2 | 7/5/2012 20:51 | 63.9 | 9/5/2012 22:01 | 64.0 | 12/5/2012 19:11 | 63.7 | 13/5/2012 12:21 | 65.5 |
| 5/5/2012 22:36 | 63.2 | 6/5/2012 15:46 | 64.5 | 7/5/2012 20:56 | 63.7 | 9/5/2012 22:06 | 63.8 | 12/5/2012 19:16 | 63.8 | 13/5/2012 12:26 | 65.6 |
| 5/5/2012 22:41 | 63.5 | 6/5/2012 15:51 | 66.4 | 7/5/2012 21:01 | 63.5 | 9/5/2012 22:11 | 64.1 | 12/5/2012 19:21 | 63.8 | 13/5/2012 12:31 | 66.3 |
| 5/5/2012 22:46 | 62.7 | 6/5/2012 15:56 | 63.7 | 7/5/2012 21:06 | 63.8 | 9/5/2012 22:16 | 64.5 | 12/5/2012 19:26 | 64.1 | 13/5/2012 12:36 | 66.9 |
| 5/5/2012 22:51 | 62.0 | 6/5/2012 16:01 | 63.1 | 7/5/2012 21:11 | 63.8 | 9/5/2012 22:21 | 64.1 | 12/5/2012 19:31 | 64.1 | 13/5/2012 12:41 | 66.9 |
| 5/5/2012 22:56 | 63.0 | 6/5/2012 16:06 | 62.7 | 7/5/2012 21:16 | 63.0 | 9/5/2012 22:26 | 64.1 | 12/5/2012 19:36 | 64.6 | 13/5/2012 12:46 | 64.5 |
| 6/5/2012 7:01 | 62.1 | 6/5/2012 16:11 | 63.9 | 7/5/2012 21:21 | 63.4 | 9/5/2012 22:31 | 63.9 | 12/5/2012 19:41 | 63.8 | 13/5/2012 12:51 | 67.3 |
| 6/5/2012 7:06 | 62.0 | 6/5/2012 16:16 | 63.3 | 7/5/2012 21:26 | 63.6 | 9/5/2012 22:36 | 64.4 | 12/5/2012 19:46 | 64.1 | 13/5/2012 12:56 | 66.2 |
| 6/5/2012 7:11 | 63.5 | 6/5/2012 16:21 | 63.7 | 7/5/2012 21:31 | 63.1 | 9/5/2012 22:41 | 64.0 | 12/5/2012 19:51 | 64.9 | 13/5/2012 13:01 | 65.4 |
| 6/5/2012 7:16 | 62.0 | 6/5/2012 16:26 | 64.0 | 7/5/2012 21:36 | 63.2 | 9/5/2012 22:46 | 63.5 | 12/5/2012 19:56 | 64.9 | 13/5/2012 13:06 | 66.9 |
| 6/5/2012 7:21 | 62.7 | 6/5/2012 16:31 | 68.3 | 7/5/2012 21:41 | 63.9 | 9/5/2012 22:51 | 63.5 | 12/5/2012 20:01 | 64.7 | 13/5/2012 13:11 | 66.8 |
| 6/5/2012 7:26 | 61.7 | 6/5/2012 16:36 | 68.9 | 7/5/2012 21:46 | 63.1 | 9/5/2012 22:56 | 63.9 | 12/5/2012 20:06 | 64.7 | 13/5/2012 13:16 | 68.6 |
| 6/5/2012 7:31 | 61.9 | 6/5/2012 16:41 | 65.2 | 7/5/2012 21:51 | 63.5 | 10/5/2012 19:01 | 64.8 | 12/5/2012 20:11 | 64.7 | 13/5/2012 13:21 | 66.6 |
| 6/5/2012 7:36 | 62.8 | 6/5/2012 16:46 | 65.8 | 7/5/2012 21:56 | 63.4 | 10/5/2012 19:06 | 66.6 | 12/5/2012 20:16 | 65.1 | 13/5/2012 13:26 | 65.7 |
| 6/5/2012 7:41 | 62.9 | 6/5/2012 16:51 | 64.2 | 7/5/2012 22:01 | 63.2 | 10/5/2012 19:11 | 65.2 | 12/5/2012 20:21 | 64.2 | 13/5/2012 13:31 | 65.3 |
| 6/5/2012 7:46 | 62.0 | 6/5/2012 16:56 | 65.0 | 7/5/2012 22:06 | 62.3 | 10/5/2012 19:16 | 66.0 | 12/5/2012 20:26 | 64.5 | 13/5/2012 13:36 | 65.0 |
| 6/5/2012 7:51 | 62.7 | 6/5/2012 17:01 | 66.1 | 7/5/2012 22:11 | 63.2 | 10/5/2012 19:21 | 63.9 | 12/5/2012 20:31 | 63.7 | 13/5/2012 13:41 | 64.5 |
| 6/5/2012 7:56 | 63.4 | 6/5/2012 17:06 | 63.5 | 7/5/2012 22:16 | 62.8 | 10/5/2012 19:26 | 64.4 | 12/5/2012 20:36 | 64.1 | 13/5/2012 13:46 | 64.5 |
| 6/5/2012 8:01 | 62.9 | 6/5/2012 17:11 | 64.6 | 7/5/2012 22:21 | 62.9 | 10/5/2012 19:31 | 65.4 | 12/5/2012 20:41 | 63.8 | 13/5/2012 13:51 | 64.5 |
| 6/5/2012 8:06 | 62.6 | 6/5/2012 17:16 | 68.3 | 7/5/2012 22:26 | 63.1 | 10/5/2012 19:36 | 65.8 | 12/5/2012 20:46 | 64.1 | 13/5/2012 13:56 | 64.1 |
| 6/5/2012 8:11 | 63.0 | 6/5/2012 17:21 | 64.1 | 7/5/2012 22:31 | 62.7 | 10/5/2012 19:41 | 63.2 | 12/5/2012 20:51 | 64.5 | 13/5/2012 14:01 | 63.9 |
| 6/5/2012 8:16 | 62.9 | 6/5/2012 17:26 | 64.3 | 7/5/2012 22:36 | 62.9 | 10/5/2012 19:46 | 64.4 | 12/5/2012 20:56 | 65.0 | 13/5/2012 14:06 | 64.5 |
| 6/5/2012 8:21 | 63.8 | 6/5/2012 17:31 | 65.6 | 7/5/2012 22:41 | 63.5 | 10/5/2012 19:51 | 62.8 | 12/5/2012 21:01 | 64.9 | 13/5/2012 14:11 | 65.6 |
| 6/5/2012 8:26 | 63.3 | 6/5/2012 17:36 | 69.3 | 7/5/2012 22:46 | 63.2 | 10/5/2012 19:56 | 61.5 | 12/5/2012 21:06 | 65.6 | 13/5/2012 14:16 | 65.1 |
| 6/5/2012 8:31 | 63.4 | 6/5/2012 17:41 | 68.9 | 7/5/2012 22:51 | 63.6 | 10/5/2012 20:01 | 63.0 | 12/5/2012 21:11 | 64.9 | 13/5/2012 14:21 | 66.4 |
| 6/5/2012 8:36 | 63.3 | 6/5/2012 17:46 | 63.1 | 7/5/2012 22:56 | 63.2 | 10/5/2012 20:06 | 62.3 | 12/5/2012 21:16 | 64.3 | 13/5/2012 14:2 | |

Real-time Noise Data RTN2 (Oil Street Community Liaison Centre)

| | | | | | | | | | | | |
|-----------------|------|-----------------|------|-----------------|------|-----------------|------|-----------------|------|-----------------|------|
| 13/5/2012 17:46 | 64.6 | 14/5/2012 22:56 | 59.7 | 17/5/2012 20:06 | 64.0 | 19/5/2012 21:16 | 64.8 | 20/5/2012 14:26 | 69.2 | 21/5/2012 19:36 | 64.4 |
| 13/5/2012 17:51 | 64.5 | 15/5/2012 19:01 | 64.8 | 17/5/2012 20:11 | 63.2 | 19/5/2012 21:21 | 63.4 | 20/5/2012 14:31 | 67.1 | 21/5/2012 19:41 | 63.5 |
| 13/5/2012 17:56 | 64.4 | 15/5/2012 19:06 | 65.3 | 17/5/2012 20:16 | 62.7 | 19/5/2012 21:26 | 63.6 | 20/5/2012 14:36 | 66.0 | 21/5/2012 19:46 | 63.4 |
| 13/5/2012 18:01 | 64.6 | 15/5/2012 19:11 | 64.4 | 17/5/2012 20:21 | 61.9 | 19/5/2012 21:31 | 64.1 | 20/5/2012 14:41 | 65.5 | 21/5/2012 19:51 | 63.6 |
| 13/5/2012 18:06 | 64.5 | 15/5/2012 19:16 | 65.5 | 17/5/2012 20:26 | 62.6 | 19/5/2012 21:36 | 63.4 | 20/5/2012 14:46 | 69.0 | 21/5/2012 19:56 | 62.8 |
| 13/5/2012 18:11 | 64.9 | 15/5/2012 19:21 | 64.5 | 17/5/2012 20:31 | 63.5 | 19/5/2012 21:41 | 62.3 | 20/5/2012 14:51 | 69.0 | 21/5/2012 20:01 | 63.3 |
| 13/5/2012 18:16 | 64.7 | 15/5/2012 19:26 | 66.0 | 17/5/2012 20:36 | 62.7 | 19/5/2012 21:46 | 63.0 | 20/5/2012 14:56 | 70.8 | 21/5/2012 20:06 | 63.2 |
| 13/5/2012 18:21 | 64.5 | 15/5/2012 19:31 | 65.4 | 17/5/2012 20:41 | 62.3 | 19/5/2012 21:51 | 63.2 | 20/5/2012 15:01 | 69.0 | 21/5/2012 20:11 | 62.7 |
| 13/5/2012 18:26 | 65.6 | 15/5/2012 19:36 | 66.0 | 17/5/2012 20:46 | 62.1 | 19/5/2012 21:56 | 62.7 | 20/5/2012 15:06 | 70.7 | 21/5/2012 20:16 | 62.7 |
| 13/5/2012 18:31 | 64.2 | 15/5/2012 19:41 | 64.2 | 17/5/2012 20:51 | 62.0 | 19/5/2012 22:01 | 62.3 | 20/5/2012 15:11 | 69.4 | 21/5/2012 20:21 | 62.8 |
| 13/5/2012 18:36 | 65.0 | 15/5/2012 19:46 | 64.4 | 17/5/2012 20:56 | 62.2 | 19/5/2012 22:06 | 62.7 | 20/5/2012 15:16 | 68.9 | 21/5/2012 20:26 | 63.1 |
| 13/5/2012 18:41 | 64.1 | 15/5/2012 19:51 | 64.5 | 17/5/2012 21:01 | 61.5 | 19/5/2012 22:11 | 63.1 | 20/5/2012 15:21 | 68.1 | 21/5/2012 20:31 | 62.7 |
| 13/5/2012 18:46 | 64.2 | 15/5/2012 19:56 | 63.8 | 17/5/2012 21:06 | 63.5 | 19/5/2012 22:16 | 63.2 | 20/5/2012 15:26 | 69.6 | 21/5/2012 20:36 | 62.9 |
| 13/5/2012 18:51 | 65.1 | 15/5/2012 20:01 | 63.8 | 17/5/2012 21:11 | 62.4 | 19/5/2012 22:21 | 62.9 | 20/5/2012 15:31 | 69.8 | 21/5/2012 20:41 | 63.0 |
| 13/5/2012 18:56 | 64.4 | 15/5/2012 20:06 | 63.8 | 17/5/2012 21:16 | 62.3 | 19/5/2012 22:26 | 63.6 | 20/5/2012 15:36 | 69.2 | 21/5/2012 20:46 | 64.2 |
| 13/5/2012 19:01 | 64.6 | 15/5/2012 20:11 | 64.3 | 17/5/2012 21:21 | 62.1 | 19/5/2012 22:31 | 63.4 | 20/5/2012 15:41 | 66.6 | 21/5/2012 20:51 | 63.7 |
| 13/5/2012 19:06 | 64.6 | 15/5/2012 20:16 | 64.3 | 17/5/2012 21:26 | 61.6 | 19/5/2012 22:36 | 62.6 | 20/5/2012 15:46 | 66.5 | 21/5/2012 20:56 | 62.8 |
| 13/5/2012 19:11 | 64.9 | 15/5/2012 20:21 | 63.2 | 17/5/2012 21:31 | 62.6 | 19/5/2012 22:41 | 62.6 | 20/5/2012 15:51 | 65.5 | 21/5/2012 21:01 | 62.9 |
| 13/5/2012 19:16 | 66.7 | 15/5/2012 20:26 | 63.0 | 17/5/2012 21:36 | 62.4 | 19/5/2012 22:46 | 62.3 | 20/5/2012 15:56 | 65.5 | 21/5/2012 21:06 | 62.7 |
| 13/5/2012 19:21 | 65.0 | 15/5/2012 20:31 | 63.5 | 17/5/2012 21:41 | 62.2 | 19/5/2012 22:51 | 61.9 | 20/5/2012 16:01 | 65.3 | 21/5/2012 21:11 | 62.5 |
| 13/5/2012 19:26 | 64.7 | 15/5/2012 20:36 | 63.5 | 17/5/2012 21:46 | 61.8 | 19/5/2012 22:56 | 63.0 | 20/5/2012 16:06 | 64.7 | 21/5/2012 21:16 | 62.6 |
| 13/5/2012 19:31 | 64.6 | 15/5/2012 20:41 | 63.1 | 17/5/2012 21:51 | 63.0 | 20/5/2012 7:01 | 62.3 | 20/5/2012 16:11 | 64.8 | 21/5/2012 21:21 | 62.5 |
| 13/5/2012 19:36 | 65.6 | 15/5/2012 20:46 | 63.0 | 17/5/2012 21:56 | 61.9 | 20/5/2012 7:06 | 63.4 | 20/5/2012 16:16 | 64.5 | 21/5/2012 21:26 | 62.6 |
| 13/5/2012 19:41 | 64.1 | 15/5/2012 20:51 | 63.3 | 17/5/2012 22:01 | 62.3 | 20/5/2012 7:11 | 63.9 | 20/5/2012 16:21 | 65.1 | 21/5/2012 21:31 | 61.5 |
| 13/5/2012 19:46 | 64.4 | 15/5/2012 20:56 | 63.6 | 17/5/2012 22:06 | 61.5 | 20/5/2012 7:16 | 62.7 | 20/5/2012 16:26 | 65.1 | 21/5/2012 21:36 | 62.0 |
| 13/5/2012 19:51 | 63.9 | 15/5/2012 21:01 | 63.3 | 17/5/2012 22:11 | 62.1 | 20/5/2012 7:21 | 62.9 | 20/5/2012 16:31 | 64.7 | 21/5/2012 21:41 | 61.9 |
| 13/5/2012 19:56 | 63.6 | 15/5/2012 21:06 | 63.5 | 17/5/2012 22:16 | 61.9 | 20/5/2012 7:26 | 62.7 | 20/5/2012 16:36 | 65.1 | 21/5/2012 21:46 | 62.1 |
| 13/5/2012 20:01 | 64.0 | 15/5/2012 21:11 | 63.9 | 17/5/2012 22:21 | 61.6 | 20/5/2012 7:31 | 61.6 | 20/5/2012 16:41 | 65.1 | 21/5/2012 21:51 | 61.8 |
| 13/5/2012 20:06 | 63.1 | 15/5/2012 21:16 | 64.0 | 17/5/2012 22:26 | 61.6 | 20/5/2012 7:36 | 63.6 | 20/5/2012 16:46 | 64.9 | 21/5/2012 21:56 | 61.7 |
| 13/5/2012 20:11 | 64.3 | 15/5/2012 21:21 | 64.1 | 17/5/2012 22:31 | 62.0 | 20/5/2012 7:41 | 62.9 | 20/5/2012 16:51 | 65.2 | 21/5/2012 22:01 | 62.8 |
| 13/5/2012 20:16 | 63.6 | 15/5/2012 21:26 | 63.1 | 17/5/2012 22:36 | 62.3 | 20/5/2012 7:46 | 65.2 | 20/5/2012 16:56 | 64.5 | 21/5/2012 22:06 | 63.3 |
| 13/5/2012 20:21 | 64.0 | 15/5/2012 21:31 | 63.6 | 17/5/2012 22:41 | 62.1 | 20/5/2012 7:51 | 64.4 | 20/5/2012 17:01 | 65.5 | 21/5/2012 22:11 | 62.7 |
| 13/5/2012 20:26 | 63.4 | 15/5/2012 21:36 | 63.5 | 17/5/2012 22:46 | 62.0 | 20/5/2012 7:56 | 63.6 | 20/5/2012 17:06 | 64.5 | 21/5/2012 22:16 | 61.7 |
| 13/5/2012 20:31 | 64.1 | 15/5/2012 21:41 | 63.2 | 17/5/2012 22:51 | 60.7 | 20/5/2012 8:01 | 63.7 | 20/5/2012 17:11 | 64.9 | 21/5/2012 22:21 | 62.0 |
| 13/5/2012 20:36 | 63.9 | 15/5/2012 21:46 | 63.4 | 17/5/2012 22:56 | 62.5 | 20/5/2012 8:06 | 65.7 | 20/5/2012 17:16 | 64.9 | 21/5/2012 22:26 | 62.2 |
| 13/5/2012 20:41 | 63.6 | 15/5/2012 21:51 | 62.9 | 18/5/2012 19:01 | 62.9 | 20/5/2012 8:11 | 64.5 | 20/5/2012 17:21 | 64.7 | 21/5/2012 22:31 | 61.7 |
| 13/5/2012 20:46 | 63.5 | 15/5/2012 21:56 | 63.4 | 18/5/2012 19:06 | 62.9 | 20/5/2012 8:16 | 63.8 | 20/5/2012 17:26 | 64.8 | 21/5/2012 22:36 | 61.9 |
| 13/5/2012 20:51 | 63.7 | 15/5/2012 22:01 | 63.1 | 18/5/2012 19:11 | 63.3 | 20/5/2012 8:21 | 67.6 | 20/5/2012 17:31 | 64.8 | 21/5/2012 22:41 | 61.7 |
| 13/5/2012 20:56 | 64.7 | 15/5/2012 22:06 | 63.7 | 18/5/2012 19:16 | 65.5 | 20/5/2012 8:26 | 65.8 | 20/5/2012 17:36 | 64.7 | 21/5/2012 22:46 | 62.1 |
| 13/5/2012 21:01 | 66.8 | 15/5/2012 22:11 | 62.9 | 18/5/2012 19:21 | 64.9 | 20/5/2012 8:31 | 65.4 | 20/5/2012 17:41 | 64.7 | 21/5/2012 22:51 | 62.2 |
| 13/5/2012 21:06 | 68.9 | 15/5/2012 22:16 | 62.9 | 18/5/2012 19:26 | 66.9 | 20/5/2012 8:36 | 65.2 | 20/5/2012 17:46 | 64.9 | 21/5/2012 22:56 | 61.3 |
| 13/5/2012 21:11 | 70.8 | 15/5/2012 22:21 | 63.0 | 18/5/2012 19:31 | 65.6 | 20/5/2012 8:41 | 64.6 | 20/5/2012 17:51 | 65.0 | 22/5/2012 19:01 | 70.3 |
| 13/5/2012 21:16 | 70.1 | 15/5/2012 22:26 | 63.0 | 18/5/2012 19:36 | 64.5 | 20/5/2012 8:46 | 63.9 | 20/5/2012 17:56 | 64.5 | 22/5/2012 19:06 | 67.6 |
| 13/5/2012 21:21 | 68.5 | 15/5/2012 22:31 | 62.1 | 18/5/2012 19:41 | 63.6 | 20/5/2012 8:51 | 64.1 | 20/5/2012 18:01 | 65.3 | 22/5/2012 19:11 | 69.0 |
| 13/5/2012 21:26 | 66.7 | 15/5/2012 22:36 | 62.5 | 18/5/2012 19:46 | 63.7 | 20/5/2012 8:56 | 64.1 | 20/5/2012 18:06 | 65.3 | 22/5/2012 19:16 | 69.1 |
| 13/5/2012 21:31 | 65.1 | 15/5/2012 22:41 | 62.0 | 18/5/2012 19:51 | 63.8 | 20/5/2012 9:01 | 65.6 | 20/5/2012 18:11 | 68.8 | 22/5/2012 19:21 | 68.7 |
| 13/5/2012 21:36 | 64.6 | 15/5/2012 22:46 | 62.4 | 18/5/2012 19:56 | 64.4 | 20/5/2012 9:06 | 65.9 | 20/5/2012 18:16 | 65.5 | 22/5/2012 19:26 | 69.5 |
| 13/5/2012 21:41 | 64.9 | 15/5/2012 22:51 | 62.6 | 18/5/2012 20:01 | 65.4 | 20/5/2012 9:11 | 63.3 | 20/5/2012 18:21 | 65.1 | 22/5/2012 19:31 | 67.1 |
| 13/5/2012 21:46 | 65.4 | 15/5/2012 22:56 | 62.5 | 18/5/2012 20:06 | 64.3 | 20/5/2012 9:16 | 64.5 | 20/5/2012 18:26 | 64.9 | 22/5/2012 19:36 | 67.0 |
| 13/5/2012 21:51 | 67.4 | 16/5/2012 19:01 | 65.3 | 18/5/2012 20:11 | 65.1 | 20/5/2012 9:21 | 64.0 | 20/5/2012 18:31 | 64.4 | 22/5/2012 19:41 | 66.3 |
| 13/5/2012 21:56 | 66.5 | 16/5/2012 19:06 | 65.9 | 18/5/2012 20:16 | 65.1 | 20/5/2012 9:26 | 64.4 | 20/5/2012 18:36 | 64.9 | 22/5/2012 19:46 | 69.5 |
| 13/5/2012 22:01 | 65.2 | 16/5/2012 19:11 | 66.7 | 18/5/2012 20:21 | 64.6 | 20/5/2012 9:31 | 63.9 | 20/5/2012 18:41 | 67.0 | 22/5/2012 19:51 | 66.6 |
| 13/5/2012 22:06 | 65.1 | 16/5/2012 19:16 | 66.0 | 18/5/2012 20:26 | 64.4 | 20/5/2012 9:36 | 63.8 | 20/5/2012 18:46 | 67.2 | 22/5/2012 19:56 | 67.6 |
| 13/5/2012 22:11 | 65.3 | 16/5/2012 19:21 | 65.0 | 18/5/2012 20:31 | 64.9 | 20/5/2012 9:41 | 64.6 | 20/5/2012 18:51 | 68.3 | 22/5/2012 20:01 | 67.8 |
| 13/5/2012 22:16 | 65.9 | 16/5/2012 19:26 | 64.8 | 18/5/2012 20:36 | 66.7 | 20/5/2012 9:46 | 64.7 | 20/5/2012 18:56 | 69.9 | 22/5/2012 20:06 | 66.5 |
| 13/5/2012 22:21 | 66.1 | 16/5/2012 19:31 | 65.1 | 18/5/2012 20:41 | 66.5 | 20/5/2012 9:51 | 64.8 | 20/5/2012 19:01 | 70.6 | 22/5/2012 20:11 | 65.5 |
| 13/5/2012 22:26 | 65.3 | 16/5/2012 19:36 | 65.5 | 18/5/2012 20:46 | 65.8 | 20/5/2012 9:56 | 65.7 | 20/5/2012 19:06 | 68.7 | 22/5/2012 20:16 | 64.7 |
| 13/5/2012 22:31 | 64.8 | 16/5/2012 19:41 | 64.1 | 18/5/2012 20:51 | 65.1 | 20/5/2012 10:01 | 66.8 | 20/5/2012 19:11 | 68.1 | 22/5/2012 20:21 | 66.6 |
| 13/5/2012 22:36 | 66.3 | 16/5/2012 19:46 | 64.1 | 18/5/2012 20:56 | 64.8 | 20/5/2012 10:06 | 67.6 | 20/5/2012 19:16 | 66.3 | 22/5/2012 20:26 | 63.9 |
| 13/5/2012 22:41 | 65.1 | 16/5/2012 19:51 | 63.7 | 18/5/2012 21:01 | 64.5 | 20/5/2012 10:11 | 66.8 | 20/5/2012 19:21 | 65.9 | 22/5/2012 20:31 | 63.8 |
| 13/5/2012 22:46 | 64.6 | 16/5/2012 19:56 | 63.8 | 18/5/2012 21:06 | 64.7 | 20/5/2012 10:16 | 64.2 | 20/5/2012 19:26 | 69.4 | 22/5/2012 20:36 | 62.9 |
| 13/5/2012 22:51 | 63.7 | 16/5/2012 20:01 | 63.7 | 18/5/2012 21:11 | 64.5 | 20/5/2012 10:21 | 64.7 | 20/5/2012 19:31 | 68.2 | 22/5/2012 20:41 | 65.2 |
| 13/5/2012 22:56 | 64.3 | 16/5/2012 20:06 | 63.5 | 18/5/2012 21:16 | 64.4 | 20/5/2012 10:26 | 65.6 | 20/5/2012 19:36 | 65.1 | 22/5/2012 20:46 | 65.0 |
| 14/5/2012 19:01 | 65.5 | 16/5/2012 20:11 | 64.2 | 18/5/2012 21:21 | 64.1 | 20/5/2012 10:31 | 63.5 | 20/5/2012 19:41 | 64.3 | 22/5/2012 20:51 | 62.6 |
| 14/5/2012 19:06 | 63.8 | 16/5/2012 20:16 | 64.7 | 18/5/2012 21:26 | 63.9 | 20/5/2012 10:36 | 64.8 | 20/5/2012 19:46 | 64.4 | 22/5/2012 20:56 | 61.8 |
| 14/5/2012 19:11 | 63.2 | 16/5/2012 20:21 | 64.4 | 18/5/2012 21:31 | 63.8 | 20/5/2012 10:41 | 64.0 | 20/5/2012 19:51 | 64.5 | 22/5/2012 21:01 | 64.2 |
| 14/5/2012 19:16 | 66.5 | 16/5/2012 20:26 | 65.2 | 18/5/2012 21:36 | 64.4 | 20/5/2012 10:46 | 64.8 | 20/5/2012 19:56 | 64.5 | 22/5/2012 21:06 | 63.6 |
| 14/5/2012 19:21 | 64.9 | 16/5/2012 20:31 | 64.5 | 18/5/2012 21:41 | 64.4 | 20/5/2012 10:51 | 64.8 | 20/5/2012 20:01 | 63.8 | 22/5/2012 21:11 | 63.2 |
| 14/5/2012 19:26 | 68.4 | 16/5/2012 20:36 | 64.5 | 18/5/2012 21:46 | 66.6 | 20/5/2012 10:56 | 64.8 | 20/5/2012 20:06 | 64.5 | 22/5/2012 21:16 | 63.9 |
| 14/5/2012 19:31 | 66.1 | 16/5/2012 20:41 | 64.3 | 18/5/201 | | | | | | | |

Real-time Noise Data RTN2 (Oil Street Community Liaison Centre)

| | | | | | | | | | | | |
|-----------------|------|-----------------|------|-----------------|------|-------------------------|------|-----------------|------|-----------------|------|
| 23/5/2012 20:46 | 63.6 | 25/5/2012 21:56 | 62.5 | 27/5/2012 11:06 | 64.0 | 27/5/2012 20:16 | 61.4 | 28/4/2012 6:16 | 62.4 | 29/4/2012 23:26 | 60.4 |
| 23/5/2012 20:51 | 63.0 | 25/5/2012 22:01 | 61.8 | 27/5/2012 11:11 | 62.5 | 27/5/2012 20:21 | 64.9 | 28/4/2012 6:21 | 61.2 | 29/4/2012 23:31 | 62.6 |
| 23/5/2012 20:56 | 63.6 | 25/5/2012 22:06 | 61.6 | 27/5/2012 11:16 | 63.2 | 27/5/2012 20:26 | 61.6 | 28/4/2012 6:26 | 62.5 | 29/4/2012 23:36 | 61.1 |
| 23/5/2012 21:01 | 64.0 | 25/5/2012 22:11 | 61.4 | 27/5/2012 11:21 | 64.3 | 27/5/2012 20:31 | 61.9 | 28/4/2012 6:31 | 61.2 | 29/4/2012 23:41 | 61.4 |
| 23/5/2012 21:06 | 63.0 | 25/5/2012 22:16 | 61.4 | 27/5/2012 11:26 | 64.2 | 27/5/2012 20:36 | 61.3 | 28/4/2012 6:36 | 61.6 | 29/4/2012 23:46 | 60.6 |
| 23/5/2012 21:11 | 63.0 | 25/5/2012 22:21 | 61.7 | 27/5/2012 11:31 | 63.2 | 27/5/2012 20:41 | 61.2 | 28/4/2012 6:41 | 62.3 | 29/4/2012 23:51 | 60.6 |
| 23/5/2012 21:16 | 63.1 | 25/5/2012 22:26 | 61.4 | 27/5/2012 11:36 | 62.9 | 27/5/2012 20:46 | 62.6 | 28/4/2012 6:46 | 62.8 | 29/4/2012 23:56 | 60.6 |
| 23/5/2012 21:21 | 62.9 | 25/5/2012 22:31 | 61.6 | 27/5/2012 11:41 | 64.3 | 27/5/2012 20:51 | 61.8 | 28/4/2012 6:51 | 62.6 | 30/4/2012 0:01 | 60.1 |
| 23/5/2012 21:26 | 63.0 | 25/5/2012 22:36 | 61.4 | 27/5/2012 11:46 | 64.0 | 27/5/2012 20:56 | 61.4 | 28/4/2012 6:56 | 62.9 | 30/4/2012 0:06 | 61.2 |
| 23/5/2012 21:31 | 62.6 | 25/5/2012 22:41 | 65.3 | 27/5/2012 11:51 | 65.2 | 27/5/2012 21:01 | 61.5 | 28/4/2012 23:01 | 63.5 | 30/4/2012 0:11 | 60.5 |
| 23/5/2012 21:36 | 62.4 | 25/5/2012 22:46 | 63.2 | 27/5/2012 11:56 | 63.1 | 27/5/2012 21:06 | 61.7 | 28/4/2012 23:06 | 64.2 | 30/4/2012 0:16 | 61.1 |
| 23/5/2012 21:41 | 62.9 | 25/5/2012 22:51 | 62.1 | 27/5/2012 12:01 | 64.1 | 27/5/2012 21:11 | 61.9 | 28/4/2012 23:11 | 64.0 | 30/4/2012 0:21 | 59.9 |
| 23/5/2012 21:46 | 62.8 | 25/5/2012 22:56 | 61.9 | 27/5/2012 12:06 | 64.2 | 27/5/2012 21:16 | 61.2 | 28/4/2012 23:16 | 63.7 | 30/4/2012 0:26 | 59.8 |
| 23/5/2012 21:51 | 64.0 | 26/5/2012 19:01 | 64.4 | 27/5/2012 12:11 | 63.1 | 27/5/2012 21:21 | 61.4 | 28/4/2012 23:21 | 63.2 | 30/4/2012 0:31 | 60.1 |
| 23/5/2012 21:56 | 62.7 | 26/5/2012 19:06 | 64.6 | 27/5/2012 12:16 | 63.9 | 27/5/2012 21:26 | 61.6 | 28/4/2012 23:26 | 63.2 | 30/4/2012 0:36 | 59.7 |
| 23/5/2012 22:01 | 62.6 | 26/5/2012 19:11 | 64.3 | 27/5/2012 12:21 | 63.8 | 27/5/2012 21:31 | 61.4 | 28/4/2012 23:31 | 62.5 | 30/4/2012 0:41 | 59.2 |
| 23/5/2012 22:06 | 63.0 | 26/5/2012 19:16 | 64.4 | 27/5/2012 12:26 | 64.1 | 27/5/2012 21:36 | 61.4 | 28/4/2012 23:36 | 63.4 | 30/4/2012 0:46 | 58.2 |
| 23/5/2012 22:11 | 62.9 | 26/5/2012 19:21 | 63.8 | 27/5/2012 12:31 | 63.6 | 27/5/2012 21:41 | 63.4 | 28/4/2012 23:41 | 62.9 | 30/4/2012 0:51 | 59.6 |
| 23/5/2012 22:16 | 62.5 | 26/5/2012 19:26 | 64.2 | 27/5/2012 12:36 | 63.3 | 27/5/2012 21:46 | 62.9 | 28/4/2012 23:46 | 63.0 | 30/4/2012 0:56 | 59.1 |
| 23/5/2012 22:21 | 62.7 | 26/5/2012 19:31 | 63.4 | 27/5/2012 12:41 | 62.5 | 27/5/2012 21:51 | 61.8 | 28/4/2012 23:51 | 63.1 | 30/4/2012 1:01 | 58.8 |
| 23/5/2012 22:26 | 62.9 | 26/5/2012 19:36 | 63.2 | 27/5/2012 12:46 | 62.8 | 27/5/2012 21:56 | 62.8 | 28/4/2012 23:56 | 62.8 | 30/4/2012 1:06 | 58.6 |
| 23/5/2012 22:31 | 63.8 | 26/5/2012 19:41 | 63.5 | 27/5/2012 12:51 | 63.4 | 27/5/2012 22:01 | 61.9 | 29/4/2012 0:01 | 62.4 | 30/4/2012 1:11 | 58.8 |
| 23/5/2012 22:36 | 62.8 | 26/5/2012 19:46 | 63.7 | 27/5/2012 12:56 | 64.2 | 27/5/2012 22:06 | 62.9 | 29/4/2012 0:06 | 62.8 | 30/4/2012 1:16 | 57.9 |
| 23/5/2012 22:41 | 62.6 | 26/5/2012 19:51 | 64.1 | 27/5/2012 13:01 | 63.8 | 27/5/2012 22:11 | 62.4 | 29/4/2012 0:11 | 62.8 | 30/4/2012 1:21 | 58.8 |
| 23/5/2012 22:46 | 62.1 | 26/5/2012 19:56 | 63.2 | 27/5/2012 13:06 | 65.2 | 27/5/2012 22:16 | 62.0 | 29/4/2012 0:16 | 62.5 | 30/4/2012 1:26 | 58.3 |
| 23/5/2012 22:51 | 63.0 | 26/5/2012 20:01 | 66.8 | 27/5/2012 13:11 | 64.3 | 27/5/2012 22:21 | 62.4 | 29/4/2012 0:21 | 62.2 | 30/4/2012 1:31 | 61.8 |
| 23/5/2012 22:56 | 62.0 | 26/5/2012 20:06 | 64.0 | 27/5/2012 13:16 | 64.5 | 27/5/2012 22:26 | 62.3 | 29/4/2012 0:26 | 62.5 | 30/4/2012 1:36 | 59.2 |
| 24/5/2012 19:01 | 65.8 | 26/5/2012 20:11 | 62.6 | 27/5/2012 13:21 | 68.4 | 27/5/2012 22:31 | 62.8 | 29/4/2012 0:31 | 63.5 | 30/4/2012 1:41 | 57.1 |
| 24/5/2012 19:06 | 63.6 | 26/5/2012 20:16 | 62.6 | 27/5/2012 13:26 | 65.6 | 27/5/2012 22:36 | 64.6 | 29/4/2012 0:36 | 62.1 | 30/4/2012 1:46 | 58.3 |
| 24/5/2012 19:11 | 63.9 | 26/5/2012 20:21 | 62.6 | 27/5/2012 13:31 | 65.8 | 27/5/2012 22:41 | 64.5 | 29/4/2012 0:41 | 62.4 | 30/4/2012 1:51 | 57.9 |
| 24/5/2012 19:16 | 63.1 | 26/5/2012 20:26 | 62.4 | 27/5/2012 13:36 | 64.5 | 27/5/2012 22:46 | 62.2 | 29/4/2012 0:46 | 61.6 | 30/4/2012 1:56 | 57.7 |
| 24/5/2012 19:21 | 63.5 | 26/5/2012 20:31 | 62.7 | 27/5/2012 13:41 | 63.9 | 27/5/2012 22:51 | 63.3 | 29/4/2012 0:51 | 61.6 | 30/4/2012 2:01 | 59.6 |
| 24/5/2012 19:26 | 62.1 | 26/5/2012 20:36 | 63.1 | 27/5/2012 13:46 | 64.1 | 27/5/2012 22:56 | 63.2 | 29/4/2012 0:56 | 61.3 | 30/4/2012 2:06 | 56.3 |
| 24/5/2012 19:31 | 63.2 | 26/5/2012 20:41 | 62.7 | 27/5/2012 13:51 | 63.8 | Night time: 23:00-07:00 | | 29/4/2012 1:01 | 61.6 | 30/4/2012 2:11 | 57.0 |
| 24/5/2012 19:36 | 62.3 | 26/5/2012 20:46 | 62.3 | 27/5/2012 13:56 | 63.0 | 28/4/2012 0:01 | 64.7 | 29/4/2012 1:06 | 61.5 | 30/4/2012 2:16 | 57.5 |
| 24/5/2012 19:41 | 62.6 | 26/5/2012 20:51 | 63.0 | 27/5/2012 14:01 | 63.3 | 28/4/2012 0:06 | 65.0 | 29/4/2012 1:11 | 61.5 | 30/4/2012 2:21 | 59.1 |
| 24/5/2012 19:46 | 62.8 | 26/5/2012 20:56 | 62.7 | 27/5/2012 14:06 | 63.3 | 28/4/2012 0:11 | 65.8 | 29/4/2012 1:16 | 61.4 | 30/4/2012 2:26 | 58.9 |
| 24/5/2012 19:51 | 62.3 | 26/5/2012 21:01 | 62.3 | 27/5/2012 14:11 | 63.8 | 28/4/2012 0:16 | 65.1 | 29/4/2012 1:21 | 63.0 | 30/4/2012 2:31 | 57.6 |
| 24/5/2012 19:56 | 62.1 | 26/5/2012 21:06 | 61.5 | 27/5/2012 14:16 | 62.7 | 28/4/2012 0:21 | 65.3 | 29/4/2012 1:26 | 61.2 | 30/4/2012 2:36 | 62.8 |
| 24/5/2012 20:01 | 62.2 | 26/5/2012 21:11 | 62.2 | 27/5/2012 14:21 | 64.0 | 28/4/2012 0:26 | 64.4 | 29/4/2012 1:31 | 62.2 | 30/4/2012 2:41 | 64.3 |
| 24/5/2012 20:06 | 62.7 | 26/5/2012 21:16 | 63.6 | 27/5/2012 14:26 | 65.3 | 28/4/2012 0:31 | 64.2 | 29/4/2012 1:36 | 61.0 | 30/4/2012 2:46 | 57.7 |
| 24/5/2012 20:11 | 63.0 | 26/5/2012 21:21 | 63.1 | 27/5/2012 14:31 | 65.5 | 28/4/2012 0:36 | 63.2 | 29/4/2012 1:41 | 61.0 | 30/4/2012 2:51 | 57.0 |
| 24/5/2012 20:16 | 61.4 | 26/5/2012 21:26 | 61.4 | 27/5/2012 14:36 | 65.4 | 28/4/2012 0:41 | 63.7 | 29/4/2012 1:46 | 60.8 | 30/4/2012 2:56 | 56.2 |
| 24/5/2012 20:21 | 61.9 | 26/5/2012 21:31 | 61.1 | 27/5/2012 14:41 | 64.3 | 28/4/2012 0:46 | 64.0 | 29/4/2012 1:51 | 60.4 | 30/4/2012 3:01 | 55.9 |
| 24/5/2012 20:26 | 61.8 | 26/5/2012 21:36 | 62.5 | 27/5/2012 14:46 | 64.4 | 28/4/2012 0:51 | 63.7 | 29/4/2012 1:56 | 60.9 | 30/4/2012 3:06 | 57.9 |
| 24/5/2012 20:31 | 61.8 | 26/5/2012 21:41 | 61.9 | 27/5/2012 14:51 | 63.3 | 28/4/2012 0:56 | 64.3 | 29/4/2012 2:01 | 60.2 | 30/4/2012 3:11 | 56.0 |
| 24/5/2012 20:36 | 61.7 | 26/5/2012 21:46 | 61.9 | 27/5/2012 14:56 | 62.6 | 28/4/2012 1:01 | 64.3 | 29/4/2012 2:06 | 60.2 | 30/4/2012 3:16 | 56.5 |
| 24/5/2012 20:41 | 62.3 | 26/5/2012 21:51 | 62.5 | 27/5/2012 15:01 | 63.0 | 28/4/2012 1:06 | 67.5 | 29/4/2012 2:11 | 60.2 | 30/4/2012 3:21 | 55.5 |
| 24/5/2012 20:46 | 61.5 | 26/5/2012 21:56 | 62.2 | 27/5/2012 15:06 | 62.7 | 28/4/2012 1:11 | 68.2 | 29/4/2012 2:16 | 60.5 | 30/4/2012 3:26 | 56.3 |
| 24/5/2012 20:51 | 62.8 | 26/5/2012 22:01 | 63.5 | 27/5/2012 15:11 | 62.5 | 28/4/2012 1:16 | 65.7 | 29/4/2012 2:21 | 60.6 | 30/4/2012 3:31 | 58.6 |
| 24/5/2012 20:56 | 61.7 | 26/5/2012 22:06 | 62.6 | 27/5/2012 15:16 | 62.6 | 28/4/2012 1:21 | 65.3 | 29/4/2012 2:26 | 60.1 | 30/4/2012 3:36 | 56.9 |
| 24/5/2012 21:01 | 62.7 | 26/5/2012 22:11 | 62.3 | 27/5/2012 15:21 | 64.3 | 28/4/2012 1:26 | 66.2 | 29/4/2012 2:31 | 60.4 | 30/4/2012 3:41 | 55.8 |
| 24/5/2012 21:06 | 62.0 | 26/5/2012 22:16 | 62.4 | 27/5/2012 15:26 | 64.7 | 28/4/2012 1:31 | 65.9 | 29/4/2012 2:36 | 60.8 | 30/4/2012 3:46 | 56.4 |
| 24/5/2012 21:11 | 61.4 | 26/5/2012 22:21 | 62.0 | 27/5/2012 15:31 | 66.5 | 28/4/2012 1:36 | 65.3 | 29/4/2012 2:41 | 60.1 | 30/4/2012 3:51 | 56.6 |
| 24/5/2012 21:16 | 61.6 | 26/5/2012 22:26 | 62.3 | 27/5/2012 15:36 | 63.8 | 28/4/2012 1:41 | 66.5 | 29/4/2012 2:46 | 60.2 | 30/4/2012 3:56 | 57.1 |
| 24/5/2012 21:21 | 61.5 | 26/5/2012 22:31 | 62.1 | 27/5/2012 15:41 | 62.7 | 28/4/2012 1:46 | 67.6 | 29/4/2012 2:51 | 59.7 | 30/4/2012 4:01 | 57.2 |
| 24/5/2012 21:26 | 61.8 | 26/5/2012 22:36 | 61.7 | 27/5/2012 15:46 | 62.8 | 28/4/2012 1:51 | 64.4 | 29/4/2012 2:56 | 60.3 | 30/4/2012 4:06 | 57.3 |
| 24/5/2012 21:31 | 61.5 | 26/5/2012 22:41 | 62.1 | 27/5/2012 15:51 | 63.3 | 28/4/2012 1:56 | 64.5 | 29/4/2012 3:01 | 58.9 | 30/4/2012 4:11 | 56.5 |
| 24/5/2012 21:36 | 61.3 | 26/5/2012 22:46 | 62.4 | 27/5/2012 15:56 | 62.6 | 28/4/2012 2:01 | 65.6 | 29/4/2012 3:06 | 59.0 | 30/4/2012 4:16 | 56.2 |
| 24/5/2012 21:41 | 61.5 | 26/5/2012 22:51 | 62.4 | 27/5/2012 16:01 | 62.7 | 28/4/2012 2:06 | 64.3 | 29/4/2012 3:11 | 59.2 | 30/4/2012 4:21 | 55.5 |
| 24/5/2012 21:46 | 61.4 | 26/5/2012 22:56 | 62.8 | 27/5/2012 16:06 | 62.7 | 28/4/2012 2:11 | 64.6 | 29/4/2012 3:16 | 59.0 | 30/4/2012 4:26 | 56.4 |
| 24/5/2012 21:51 | 61.6 | 27/5/2012 7:01 | 62.4 | 27/5/2012 16:11 | 63.9 | 28/4/2012 2:16 | 65.3 | 29/4/2012 3:21 | 59.6 | 30/4/2012 4:31 | 56.5 |
| 24/5/2012 21:56 | 62.6 | 27/5/2012 7:06 | 63.7 | 27/5/2012 16:16 | 63.1 | 28/4/2012 2:21 | 63.9 | 29/4/2012 3:26 | 62.3 | 30/4/2012 4:36 | 56.4 |
| 24/5/2012 22:01 | 62.4 | 27/5/2012 7:11 | 62.6 | 27/5/2012 16:21 | 64.1 | 28/4/2012 2:26 | 64.2 | 29/4/2012 3:31 | 60.1 | 30/4/2012 4:41 | 56.2 |
| 24/5/2012 22:06 | 61.0 | 27/5/2012 7:16 | 63.8 | 27/5/2012 16:26 | 62.9 | 28/4/2012 2:31 | 66.4 | 29/4/2012 3:36 | 60.7 | 30/4/2012 4:46 | 56.2 |
| 24/5/2012 22:11 | 62.9 | 27/5/2012 7:21 | 63.8 | 27/5/2012 16:31 | 65.0 | 28/4/2012 2:36 | 64.6 | 29/4/2012 3:41 | 59.6 | 30/4/2012 4:51 | 55.9 |
| 24/5/2012 22:16 | 61.9 | 27/5/2012 7:26 | 64.9 | 27/5/2012 16:36 | 63.9 | 28/4/2012 2:41 | 64.0 | 29/4/2012 3:46 | 60.5 | 30/4/2012 4:56 | 56.9 |
| 24/5/2012 22:21 | 61.7 | 27/5/2012 7:31 | 62.9 | 27/5/2012 16:41 | 63.2 | 28/4/2012 2:46 | 63.8 | 29/4/2012 3:51 | 60.5 | 30/4/2012 5:01 | 56.9 |
| 24/5/2012 22:26 | 61.6 | 27/5/2012 7:36 | 63.2 | 27/5/2012 16:46 | 62.3 | 28/4/2012 2:51 | 64.4 | 29/4/2012 3:56 | 60.0 | 30/4/2012 5:06 | 56.3 |
| 24/5/2012 22:31 | 61.2 | 27/5/2012 7:41 | 62.5 | 27/5/2012 16:51 | 63.2 | 28/4/2012 2:56 | 65.4 | 29/4/2012 4:01 | 59.2 | 30/4/2012 5:11 | 56.3 |
| 24/5/2012 | | | | | | | | | | | |

Real-time Noise Data RTN2 (Oil Street Community Liaison Centre)

| | | | | | | | | | | | |
|---------------|------|----------------|------|----------------|------|----------------|------|----------------|------|----------------|------|
| 1/5/2012 0:36 | 61.0 | 2/5/2012 1:46 | 56.8 | 3/5/2012 2:56 | 57.0 | 4/5/2012 4:06 | 56.7 | 5/5/2012 5:16 | 58.8 | 6/5/2012 6:26 | 61.1 |
| 1/5/2012 0:41 | 60.8 | 2/5/2012 1:51 | 57.2 | 3/5/2012 3:01 | 56.8 | 4/5/2012 4:11 | 57.8 | 5/5/2012 5:21 | 59.6 | 6/5/2012 6:31 | 61.9 |
| 1/5/2012 0:46 | 61.3 | 2/5/2012 1:56 | 57.0 | 3/5/2012 3:06 | 56.3 | 4/5/2012 4:16 | 60.2 | 5/5/2012 5:26 | 59.4 | 6/5/2012 6:36 | 61.1 |
| 1/5/2012 0:51 | 60.2 | 2/5/2012 2:01 | 56.6 | 3/5/2012 3:11 | 56.7 | 4/5/2012 4:21 | 57.9 | 5/5/2012 5:31 | 58.0 | 6/5/2012 6:41 | 61.9 |
| 1/5/2012 0:56 | 60.6 | 2/5/2012 2:06 | 56.4 | 3/5/2012 3:16 | 57.7 | 4/5/2012 4:26 | 57.5 | 5/5/2012 5:36 | 58.9 | 6/5/2012 6:46 | 64.8 |
| 1/5/2012 1:01 | 60.3 | 2/5/2012 2:11 | 56.4 | 3/5/2012 3:21 | 55.7 | 4/5/2012 4:31 | 58.4 | 5/5/2012 5:41 | 58.2 | 6/5/2012 6:51 | 64.0 |
| 1/5/2012 1:06 | 60.9 | 2/5/2012 2:16 | 55.6 | 3/5/2012 3:26 | 56.4 | 4/5/2012 4:36 | 57.8 | 5/5/2012 5:46 | 58.1 | 6/5/2012 6:56 | 61.6 |
| 1/5/2012 1:11 | 61.2 | 2/5/2012 2:21 | 56.0 | 3/5/2012 3:31 | 57.0 | 4/5/2012 4:41 | 56.9 | 5/5/2012 5:51 | 58.2 | 6/5/2012 23:01 | 61.1 |
| 1/5/2012 1:16 | 60.4 | 2/5/2012 2:26 | 56.8 | 3/5/2012 3:36 | 57.5 | 4/5/2012 4:46 | 57.4 | 5/5/2012 5:56 | 58.3 | 6/5/2012 23:06 | 61.8 |
| 1/5/2012 1:21 | 61.0 | 2/5/2012 2:31 | 56.7 | 3/5/2012 3:41 | 56.8 | 4/5/2012 4:51 | 57.2 | 5/5/2012 6:01 | 58.5 | 6/5/2012 23:11 | 61.4 |
| 1/5/2012 1:26 | 60.1 | 2/5/2012 2:36 | 55.1 | 3/5/2012 3:46 | 56.4 | 4/5/2012 4:56 | 58.6 | 5/5/2012 6:06 | 57.8 | 6/5/2012 23:16 | 61.2 |
| 1/5/2012 1:31 | 60.5 | 2/5/2012 2:41 | 56.8 | 3/5/2012 3:51 | 55.4 | 4/5/2012 5:01 | 58.0 | 5/5/2012 6:11 | 57.9 | 6/5/2012 23:21 | 61.1 |
| 1/5/2012 1:36 | 61.1 | 2/5/2012 2:46 | 56.2 | 3/5/2012 3:56 | 57.2 | 4/5/2012 5:06 | 59.3 | 5/5/2012 6:16 | 58.3 | 6/5/2012 23:26 | 60.8 |
| 1/5/2012 1:41 | 59.7 | 2/5/2012 2:51 | 56.3 | 3/5/2012 4:01 | 57.0 | 4/5/2012 5:11 | 58.7 | 5/5/2012 6:21 | 58.0 | 6/5/2012 23:31 | 61.5 |
| 1/5/2012 1:46 | 59.9 | 2/5/2012 2:56 | 55.3 | 3/5/2012 4:06 | 57.3 | 4/5/2012 5:16 | 59.2 | 5/5/2012 6:26 | 58.4 | 6/5/2012 23:36 | 60.5 |
| 1/5/2012 1:51 | 59.6 | 2/5/2012 3:01 | 55.4 | 3/5/2012 4:11 | 55.4 | 4/5/2012 5:21 | 59.7 | 5/5/2012 6:31 | 57.5 | 6/5/2012 23:41 | 60.0 |
| 1/5/2012 1:56 | 59.6 | 2/5/2012 3:06 | 55.2 | 3/5/2012 4:16 | 56.0 | 4/5/2012 5:26 | 59.3 | 5/5/2012 6:36 | 57.6 | 6/5/2012 23:46 | 60.5 |
| 1/5/2012 2:01 | 59.6 | 2/5/2012 3:11 | 55.0 | 3/5/2012 4:21 | 56.6 | 4/5/2012 5:31 | 59.7 | 5/5/2012 6:41 | 58.1 | 6/5/2012 23:51 | 60.5 |
| 1/5/2012 2:06 | 60.3 | 2/5/2012 3:16 | 56.6 | 3/5/2012 4:26 | 56.2 | 4/5/2012 5:36 | 60.0 | 5/5/2012 6:46 | 58.5 | 6/5/2012 23:56 | 60.0 |
| 1/5/2012 2:11 | 59.3 | 2/5/2012 3:21 | 55.4 | 3/5/2012 4:31 | 57.0 | 4/5/2012 5:41 | 59.7 | 5/5/2012 6:51 | 57.4 | 7/5/2012 0:01 | 60.7 |
| 1/5/2012 2:16 | 60.7 | 2/5/2012 3:26 | 56.3 | 3/5/2012 4:36 | 57.1 | 4/5/2012 5:46 | 60.3 | 5/5/2012 6:56 | 57.3 | 7/5/2012 0:06 | 60.8 |
| 1/5/2012 2:21 | 58.8 | 2/5/2012 3:31 | 56.2 | 3/5/2012 4:41 | 57.4 | 4/5/2012 5:51 | 60.6 | 5/5/2012 23:01 | 63.4 | 7/5/2012 0:11 | 60.6 |
| 1/5/2012 2:26 | 62.2 | 2/5/2012 3:36 | 56.8 | 3/5/2012 4:46 | 57.0 | 4/5/2012 5:56 | 59.7 | 5/5/2012 23:06 | 62.8 | 7/5/2012 0:16 | 60.0 |
| 1/5/2012 2:31 | 60.3 | 2/5/2012 3:41 | 55.2 | 3/5/2012 4:51 | 56.9 | 4/5/2012 6:01 | 60.2 | 5/5/2012 23:11 | 62.0 | 7/5/2012 0:21 | 59.9 |
| 1/5/2012 2:36 | 60.5 | 2/5/2012 3:46 | 55.7 | 3/5/2012 4:56 | 57.7 | 4/5/2012 6:06 | 60.9 | 5/5/2012 23:16 | 62.0 | 7/5/2012 0:26 | 59.9 |
| 1/5/2012 2:41 | 59.3 | 2/5/2012 3:51 | 55.1 | 3/5/2012 5:01 | 56.7 | 4/5/2012 6:11 | 62.0 | 5/5/2012 23:21 | 62.5 | 7/5/2012 0:31 | 60.2 |
| 1/5/2012 2:46 | 60.7 | 2/5/2012 3:56 | 54.6 | 3/5/2012 5:06 | 55.9 | 4/5/2012 6:16 | 61.2 | 5/5/2012 23:26 | 62.3 | 7/5/2012 0:36 | 58.8 |
| 1/5/2012 2:51 | 60.5 | 2/5/2012 4:01 | 59.8 | 3/5/2012 5:11 | 57.0 | 4/5/2012 6:21 | 61.7 | 5/5/2012 23:31 | 61.7 | 7/5/2012 0:41 | 58.5 |
| 1/5/2012 2:56 | 59.0 | 2/5/2012 4:06 | 56.8 | 3/5/2012 5:16 | 57.1 | 4/5/2012 6:26 | 62.8 | 5/5/2012 23:36 | 61.3 | 7/5/2012 0:46 | 58.1 |
| 1/5/2012 3:01 | 59.4 | 2/5/2012 4:11 | 58.1 | 3/5/2012 5:21 | 57.2 | 4/5/2012 6:31 | 62.8 | 5/5/2012 23:41 | 61.7 | 7/5/2012 0:51 | 58.5 |
| 1/5/2012 3:06 | 59.6 | 2/5/2012 4:16 | 58.1 | 3/5/2012 5:26 | 58.2 | 4/5/2012 6:36 | 64.3 | 5/5/2012 23:46 | 61.6 | 7/5/2012 0:56 | 58.0 |
| 1/5/2012 3:11 | 59.7 | 2/5/2012 4:21 | 57.9 | 3/5/2012 5:31 | 59.4 | 4/5/2012 6:41 | 63.4 | 5/5/2012 23:51 | 61.6 | 7/5/2012 1:01 | 58.0 |
| 1/5/2012 3:16 | 59.3 | 2/5/2012 4:26 | 57.5 | 3/5/2012 5:36 | 58.6 | 4/5/2012 6:46 | 63.5 | 5/5/2012 23:56 | 61.6 | 7/5/2012 1:06 | 58.2 |
| 1/5/2012 3:21 | 59.5 | 2/5/2012 4:31 | 57.3 | 3/5/2012 5:41 | 57.7 | 4/5/2012 6:51 | 64.9 | 6/5/2012 0:01 | 61.2 | 7/5/2012 1:11 | 58.7 |
| 1/5/2012 3:26 | 58.7 | 2/5/2012 4:36 | 56.1 | 3/5/2012 5:46 | 62.1 | 4/5/2012 6:56 | 64.9 | 6/5/2012 0:06 | 61.5 | 7/5/2012 1:16 | 58.1 |
| 1/5/2012 3:31 | 58.9 | 2/5/2012 4:41 | 56.2 | 3/5/2012 5:51 | 60.5 | 4/5/2012 23:01 | 63.7 | 6/5/2012 0:11 | 61.5 | 7/5/2012 1:21 | 58.0 |
| 1/5/2012 3:36 | 60.1 | 2/5/2012 4:46 | 57.8 | 3/5/2012 5:56 | 59.9 | 4/5/2012 23:06 | 63.5 | 6/5/2012 0:16 | 63.2 | 7/5/2012 1:26 | 58.0 |
| 1/5/2012 3:41 | 58.5 | 2/5/2012 4:51 | 56.5 | 3/5/2012 6:01 | 58.6 | 4/5/2012 23:11 | 62.9 | 6/5/2012 0:21 | 61.0 | 7/5/2012 1:31 | 56.4 |
| 1/5/2012 3:46 | 65.8 | 2/5/2012 4:56 | 57.1 | 3/5/2012 6:06 | 59.9 | 4/5/2012 23:16 | 63.4 | 6/5/2012 0:26 | 60.9 | 7/5/2012 1:36 | 57.8 |
| 1/5/2012 3:51 | 58.3 | 2/5/2012 5:01 | 57.0 | 3/5/2012 6:11 | 59.9 | 4/5/2012 23:21 | 62.6 | 6/5/2012 0:31 | 61.6 | 7/5/2012 1:41 | 56.0 |
| 1/5/2012 3:56 | 58.7 | 2/5/2012 5:06 | 57.2 | 3/5/2012 6:16 | 59.8 | 4/5/2012 23:26 | 61.9 | 6/5/2012 0:36 | 61.5 | 7/5/2012 1:46 | 57.4 |
| 1/5/2012 4:01 | 58.7 | 2/5/2012 5:11 | 56.8 | 3/5/2012 6:21 | 60.6 | 4/5/2012 23:31 | 61.6 | 6/5/2012 0:41 | 60.9 | 7/5/2012 1:51 | 56.6 |
| 1/5/2012 4:06 | 57.7 | 2/5/2012 5:16 | 56.4 | 3/5/2012 6:26 | 61.8 | 4/5/2012 23:36 | 61.3 | 6/5/2012 0:46 | 60.6 | 7/5/2012 1:56 | 57.5 |
| 1/5/2012 4:11 | 58.4 | 2/5/2012 5:21 | 56.8 | 3/5/2012 6:31 | 64.4 | 4/5/2012 23:41 | 61.9 | 6/5/2012 0:51 | 61.0 | 7/5/2012 2:01 | 57.0 |
| 1/5/2012 4:16 | 58.1 | 2/5/2012 5:26 | 58.2 | 3/5/2012 6:36 | 61.4 | 4/5/2012 23:46 | 61.6 | 6/5/2012 0:56 | 60.0 | 7/5/2012 2:06 | 58.1 |
| 1/5/2012 4:21 | 58.3 | 2/5/2012 5:31 | 58.8 | 3/5/2012 6:41 | 61.4 | 4/5/2012 23:51 | 60.6 | 6/5/2012 1:01 | 63.0 | 7/5/2012 2:11 | 56.9 |
| 1/5/2012 4:26 | 57.7 | 2/5/2012 5:36 | 58.3 | 3/5/2012 6:46 | 63.2 | 4/5/2012 23:56 | 61.3 | 6/5/2012 1:06 | 62.7 | 7/5/2012 2:16 | 56.3 |
| 1/5/2012 4:31 | 57.8 | 2/5/2012 5:41 | 58.6 | 3/5/2012 6:51 | 62.8 | 5/5/2012 0:01 | 61.9 | 6/5/2012 1:11 | 61.4 | 7/5/2012 2:21 | 57.1 |
| 1/5/2012 4:36 | 61.6 | 2/5/2012 5:46 | 59.3 | 3/5/2012 6:56 | 62.1 | 5/5/2012 0:06 | 61.8 | 6/5/2012 1:16 | 61.6 | 7/5/2012 2:26 | 55.7 |
| 1/5/2012 4:41 | 58.6 | 2/5/2012 5:51 | 60.1 | 3/5/2012 23:01 | 61.2 | 5/5/2012 0:11 | 62.6 | 6/5/2012 1:21 | 61.2 | 7/5/2012 2:31 | 57.2 |
| 1/5/2012 4:46 | 57.4 | 2/5/2012 5:56 | 58.6 | 3/5/2012 23:06 | 62.8 | 5/5/2012 0:16 | 61.6 | 6/5/2012 1:26 | 61.4 | 7/5/2012 2:36 | 57.4 |
| 1/5/2012 4:51 | 57.7 | 2/5/2012 6:01 | 59.0 | 3/5/2012 23:11 | 61.1 | 5/5/2012 0:21 | 61.9 | 6/5/2012 1:31 | 60.6 | 7/5/2012 2:41 | 57.2 |
| 1/5/2012 4:56 | 58.1 | 2/5/2012 6:06 | 59.5 | 3/5/2012 23:16 | 61.3 | 5/5/2012 0:26 | 61.6 | 6/5/2012 1:36 | 61.1 | 7/5/2012 2:46 | 56.0 |
| 1/5/2012 5:01 | 58.8 | 2/5/2012 6:11 | 60.3 | 3/5/2012 23:21 | 61.3 | 5/5/2012 0:31 | 61.6 | 6/5/2012 1:41 | 60.9 | 7/5/2012 2:51 | 55.6 |
| 1/5/2012 5:06 | 59.0 | 2/5/2012 6:16 | 60.5 | 3/5/2012 23:26 | 61.5 | 5/5/2012 0:36 | 61.4 | 6/5/2012 1:46 | 60.6 | 7/5/2012 2:56 | 55.9 |
| 1/5/2012 5:11 | 58.4 | 2/5/2012 6:21 | 60.6 | 3/5/2012 23:31 | 61.0 | 5/5/2012 0:41 | 61.8 | 6/5/2012 1:51 | 61.0 | 7/5/2012 3:01 | 56.7 |
| 1/5/2012 5:16 | 59.2 | 2/5/2012 6:26 | 61.4 | 3/5/2012 23:36 | 61.1 | 5/5/2012 0:46 | 62.1 | 6/5/2012 1:56 | 60.5 | 7/5/2012 3:06 | 55.9 |
| 1/5/2012 5:21 | 59.1 | 2/5/2012 6:31 | 62.2 | 3/5/2012 23:41 | 61.1 | 5/5/2012 0:51 | 61.7 | 6/5/2012 2:01 | 60.6 | 7/5/2012 3:11 | 54.7 |
| 1/5/2012 5:26 | 59.9 | 2/5/2012 6:36 | 62.0 | 3/5/2012 23:46 | 60.6 | 5/5/2012 0:56 | 61.1 | 6/5/2012 2:06 | 60.8 | 7/5/2012 3:16 | 55.8 |
| 1/5/2012 5:31 | 60.1 | 2/5/2012 6:41 | 62.1 | 3/5/2012 23:51 | 60.6 | 5/5/2012 1:01 | 61.6 | 6/5/2012 2:11 | 59.8 | 7/5/2012 3:21 | 56.0 |
| 1/5/2012 5:36 | 60.5 | 2/5/2012 6:46 | 63.0 | 3/5/2012 23:56 | 61.5 | 5/5/2012 1:06 | 61.9 | 6/5/2012 2:16 | 60.4 | 7/5/2012 3:26 | 55.4 |
| 1/5/2012 5:41 | 60.4 | 2/5/2012 6:51 | 62.8 | 4/5/2012 0:01 | 62.5 | 5/5/2012 1:11 | 62.2 | 6/5/2012 2:21 | 59.8 | 7/5/2012 3:31 | 55.9 |
| 1/5/2012 5:46 | 61.3 | 2/5/2012 6:56 | 62.7 | 4/5/2012 0:06 | 61.3 | 5/5/2012 1:16 | 61.8 | 6/5/2012 2:26 | 60.0 | 7/5/2012 3:36 | 56.4 |
| 1/5/2012 5:51 | 60.9 | 2/5/2012 23:01 | 62.0 | 4/5/2012 0:11 | 60.2 | 5/5/2012 1:21 | 61.6 | 6/5/2012 2:31 | 60.5 | 7/5/2012 3:41 | 56.9 |
| 1/5/2012 5:56 | 60.3 | 2/5/2012 23:06 | 61.9 | 4/5/2012 0:16 | 60.4 | 5/5/2012 1:26 | 61.7 | 6/5/2012 2:36 | 59.7 | 7/5/2012 3:46 | 56.4 |
| 1/5/2012 6:01 | 60.4 | 2/5/2012 23:11 | 60.9 | 4/5/2012 0:21 | 60.3 | 5/5/2012 1:31 | 62.2 | 6/5/2012 2:41 | 59.6 | 7/5/2012 3:51 | 56.8 |
| 1/5/2012 6:06 | 60.3 | 2/5/2012 23:16 | 62.2 | 4/5/2012 0:26 | 60.0 | 5/5/2012 1:36 | 61.8 | 6/5/2012 2:46 | 59.9 | 7/5/2012 3:56 | 55.3 |
| 1/5/2012 6:11 | 60.5 | 2/5/2012 23:21 | 62.1 | 4/5/2012 0:31 | 60.1 | 5/5/2012 1:41 | 62.2 | 6/5/2012 2:51 | 59.7 | 7/5/2012 4:01 | 55.2 |
| 1/5/2012 6:16 | 63.1 | 2/5/2012 23:26 | 61.0 | 4/5/2012 0:36 | 60.2 | 5/5/2012 1:46 | 62.2 | 6/5/2012 2:56 | 59.6 | 7/5/2012 4:06 | 55.4 |
| 1/5/2012 6:21 | 62.4 | 2/5/2012 23:31 | 60.9 | 4/5/2012 0:41 | 59.5 | 5/5/2012 1:51 | 61.4 | 6/5/2012 3:01 | 59.0 | 7/5/2012 4:11 | 56.2 |
| 1/5/2012 6:26 | 61.8 | 2/5/2012 23:36 | 61.0 | 4/5/2012 0:46 | 59.6 | 5/5/2012 1:56 | 61.9 | 6/5/2012 3:06 | 60.1 | 7/5/2012 4:16 | 56.2 |
| 1/5/2012 6:31 | 61.2 | 2/5/2012 23:41 | 60.8 | 4/5/2012 0:51 | 59.6 | 5/5/2012 2:01 | 61.2 | 6/5/2012 3:11 | 59.6 | 7/5/2012 4:21 | 56.2 |
| 1/5/2012 6:36 | 60.9 | 2/5/2012 23:46 | 60.8 | 4/5/2012 0:56 | 59.0 | 5/5/2012 2:06 | 62.2 | 6/5/2012 3:16 | 59.7 | 7/5/2012 4:26 | 55.8 |
| 1/5/2012 6:41 | 61.0 | 2/5/2012 23:51 | 60.8 | 4/5/2012 1:01 | 58.2 | 5/5/2012 2:11 | 61.7 | 6/5/2012 3:21 | 59.0 | | |

Real-time Noise Data RTN2 (Oil Street Community Liaison Centre)

| | | | | | | | | | | | |
|----------------|------|---------------|------|----------------|------|----------------|------|----------------|------|----------------|------|
| 7/5/2012 23:36 | 62.3 | 9/5/2012 0:46 | 58.8 | 10/5/2012 1:56 | 60.4 | 11/5/2012 3:06 | 55.2 | 12/5/2012 4:16 | 57.7 | 13/5/2012 5:26 | 61.2 |
| 7/5/2012 23:41 | 62.9 | 9/5/2012 0:51 | 57.8 | 10/5/2012 2:01 | 60.0 | 11/5/2012 3:11 | 54.1 | 12/5/2012 4:21 | 57.7 | 13/5/2012 5:31 | 60.8 |
| 7/5/2012 23:46 | 60.3 | 9/5/2012 0:56 | 56.7 | 10/5/2012 2:06 | 59.3 | 11/5/2012 3:16 | 54.1 | 12/5/2012 4:26 | 57.6 | 13/5/2012 5:36 | 61.1 |
| 7/5/2012 23:51 | 62.2 | 9/5/2012 1:01 | 57.6 | 10/5/2012 2:11 | 60.1 | 11/5/2012 3:21 | 54.8 | 12/5/2012 4:31 | 58.0 | 13/5/2012 5:41 | 61.5 |
| 7/5/2012 23:56 | 62.0 | 9/5/2012 1:06 | 57.4 | 10/5/2012 2:16 | 59.8 | 11/5/2012 3:26 | 54.5 | 12/5/2012 4:36 | 57.0 | 13/5/2012 5:46 | 61.8 |
| 8/5/2012 0:01 | 61.1 | 9/5/2012 1:11 | 57.0 | 10/5/2012 2:21 | 59.7 | 11/5/2012 3:31 | 52.8 | 12/5/2012 4:41 | 57.5 | 13/5/2012 5:51 | 61.7 |
| 8/5/2012 0:06 | 62.2 | 9/5/2012 1:16 | 58.1 | 10/5/2012 2:26 | 59.3 | 11/5/2012 3:36 | 53.3 | 12/5/2012 4:46 | 57.7 | 13/5/2012 5:56 | 61.9 |
| 8/5/2012 0:11 | 61.8 | 9/5/2012 1:21 | 56.3 | 10/5/2012 2:31 | 59.7 | 11/5/2012 3:41 | 54.5 | 12/5/2012 4:51 | 56.8 | 13/5/2012 6:01 | 61.5 |
| 8/5/2012 0:16 | 61.8 | 9/5/2012 1:26 | 56.9 | 10/5/2012 2:36 | 60.5 | 11/5/2012 3:46 | 54.3 | 12/5/2012 4:56 | 57.8 | 13/5/2012 6:06 | 62.2 |
| 8/5/2012 0:21 | 61.5 | 9/5/2012 1:31 | 55.0 | 10/5/2012 2:41 | 59.8 | 11/5/2012 3:51 | 55.6 | 12/5/2012 5:01 | 57.9 | 13/5/2012 6:11 | 62.4 |
| 8/5/2012 0:26 | 62.1 | 9/5/2012 1:36 | 56.2 | 10/5/2012 2:46 | 59.5 | 11/5/2012 3:56 | 55.8 | 12/5/2012 5:06 | 57.4 | 13/5/2012 6:16 | 63.0 |
| 8/5/2012 0:31 | 61.6 | 9/5/2012 1:41 | 54.7 | 10/5/2012 2:51 | 59.5 | 11/5/2012 4:01 | 55.1 | 12/5/2012 5:11 | 58.0 | 13/5/2012 6:21 | 63.1 |
| 8/5/2012 0:36 | 62.5 | 9/5/2012 1:46 | 55.8 | 10/5/2012 2:56 | 59.5 | 11/5/2012 4:06 | 56.2 | 12/5/2012 5:16 | 57.9 | 13/5/2012 6:26 | 63.3 |
| 8/5/2012 0:41 | 61.0 | 9/5/2012 1:51 | 56.7 | 10/5/2012 3:01 | 59.5 | 11/5/2012 4:11 | 57.0 | 12/5/2012 5:21 | 62.3 | 13/5/2012 6:31 | 62.5 |
| 8/5/2012 0:46 | 60.6 | 9/5/2012 1:56 | 56.2 | 10/5/2012 3:06 | 59.4 | 11/5/2012 4:16 | 55.7 | 12/5/2012 5:26 | 61.3 | 13/5/2012 6:36 | 62.4 |
| 8/5/2012 0:51 | 60.5 | 9/5/2012 2:01 | 55.2 | 10/5/2012 3:11 | 58.4 | 11/5/2012 4:21 | 55.3 | 12/5/2012 5:31 | 63.7 | 13/5/2012 6:41 | 62.8 |
| 8/5/2012 0:56 | 60.4 | 9/5/2012 2:06 | 55.8 | 10/5/2012 3:16 | 59.5 | 11/5/2012 4:26 | 57.0 | 12/5/2012 5:36 | 66.3 | 13/5/2012 6:46 | 62.9 |
| 8/5/2012 1:01 | 60.0 | 9/5/2012 2:11 | 57.0 | 10/5/2012 3:21 | 59.1 | 11/5/2012 4:31 | 55.5 | 12/5/2012 5:41 | 63.1 | 13/5/2012 6:51 | 62.5 |
| 8/5/2012 1:06 | 60.2 | 9/5/2012 2:16 | 56.1 | 10/5/2012 3:26 | 59.0 | 11/5/2012 4:36 | 55.6 | 12/5/2012 5:46 | 63.5 | 13/5/2012 6:56 | 62.6 |
| 8/5/2012 1:11 | 59.4 | 9/5/2012 2:21 | 53.0 | 10/5/2012 3:31 | 60.4 | 11/5/2012 4:41 | 56.3 | 12/5/2012 5:51 | 60.7 | 13/5/2012 7:01 | 64.5 |
| 8/5/2012 1:16 | 60.5 | 9/5/2012 2:26 | 56.2 | 10/5/2012 3:36 | 60.1 | 11/5/2012 4:46 | 56.9 | 12/5/2012 5:56 | 58.9 | 13/5/2012 7:06 | 63.9 |
| 8/5/2012 1:21 | 59.0 | 9/5/2012 2:31 | 57.0 | 10/5/2012 3:41 | 59.1 | 11/5/2012 4:51 | 58.5 | 12/5/2012 6:01 | 60.4 | 13/5/2012 7:11 | 63.0 |
| 8/5/2012 1:26 | 59.7 | 9/5/2012 2:36 | 54.6 | 10/5/2012 3:46 | 59.7 | 11/5/2012 4:56 | 55.2 | 12/5/2012 6:06 | 64.2 | 13/5/2012 7:16 | 64.6 |
| 8/5/2012 1:31 | 60.1 | 9/5/2012 2:41 | 54.3 | 10/5/2012 3:51 | 59.8 | 11/5/2012 5:01 | 56.3 | 12/5/2012 6:11 | 60.1 | 13/5/2012 7:21 | 64.5 |
| 8/5/2012 1:36 | 58.9 | 9/5/2012 2:46 | 55.0 | 10/5/2012 3:56 | 58.3 | 11/5/2012 5:06 | 56.7 | 12/5/2012 6:16 | 60.4 | 13/5/2012 7:26 | 63.8 |
| 8/5/2012 1:41 | 59.4 | 9/5/2012 2:51 | 54.8 | 10/5/2012 4:01 | 59.4 | 11/5/2012 5:11 | 56.6 | 12/5/2012 6:21 | 64.9 | 13/5/2012 7:31 | 63.5 |
| 8/5/2012 1:46 | 63.1 | 9/5/2012 2:56 | 54.4 | 10/5/2012 4:06 | 59.2 | 11/5/2012 5:16 | 55.4 | 12/5/2012 6:26 | 62.3 | 13/5/2012 7:36 | 63.4 |
| 8/5/2012 1:51 | 58.1 | 9/5/2012 3:01 | 53.8 | 10/5/2012 4:11 | 58.6 | 11/5/2012 5:21 | 56.6 | 12/5/2012 6:31 | 60.7 | 13/5/2012 7:41 | 64.5 |
| 8/5/2012 1:56 | 59.2 | 9/5/2012 3:06 | 55.1 | 10/5/2012 4:16 | 58.2 | 11/5/2012 5:26 | 55.8 | 12/5/2012 6:36 | 61.0 | 13/5/2012 7:46 | 63.7 |
| 8/5/2012 2:01 | 58.9 | 9/5/2012 3:11 | 53.7 | 10/5/2012 4:21 | 60.0 | 11/5/2012 5:31 | 60.7 | 12/5/2012 6:41 | 63.1 | 13/5/2012 7:51 | 63.1 |
| 8/5/2012 2:06 | 58.5 | 9/5/2012 3:16 | 54.5 | 10/5/2012 4:26 | 60.8 | 11/5/2012 5:36 | 56.1 | 12/5/2012 6:46 | 61.3 | 13/5/2012 7:56 | 62.9 |
| 8/5/2012 2:11 | 58.2 | 9/5/2012 3:21 | 54.5 | 10/5/2012 4:31 | 59.5 | 11/5/2012 5:41 | 59.1 | 12/5/2012 6:51 | 63.4 | 14/5/2012 0:01 | 60.9 |
| 8/5/2012 2:16 | 59.2 | 9/5/2012 3:26 | 53.4 | 10/5/2012 4:36 | 58.8 | 11/5/2012 5:46 | 58.1 | 12/5/2012 6:56 | 62.4 | 14/5/2012 0:06 | 61.1 |
| 8/5/2012 2:21 | 57.9 | 9/5/2012 3:31 | 54.2 | 10/5/2012 4:41 | 59.2 | 11/5/2012 5:51 | 58.4 | 12/5/2012 7:01 | 64.3 | 14/5/2012 0:11 | 61.9 |
| 8/5/2012 2:26 | 57.3 | 9/5/2012 3:36 | 52.3 | 10/5/2012 4:46 | 58.6 | 11/5/2012 5:56 | 60.4 | 12/5/2012 7:06 | 64.0 | 14/5/2012 0:16 | 61.3 |
| 8/5/2012 2:31 | 57.9 | 9/5/2012 3:41 | 54.5 | 10/5/2012 4:51 | 58.8 | 11/5/2012 6:01 | 57.8 | 12/5/2012 7:11 | 63.6 | 14/5/2012 0:21 | 61.4 |
| 8/5/2012 2:36 | 57.9 | 9/5/2012 3:46 | 55.8 | 10/5/2012 4:56 | 60.0 | 11/5/2012 6:06 | 59.9 | 12/5/2012 7:16 | 63.3 | 14/5/2012 0:26 | 60.4 |
| 8/5/2012 2:41 | 58.2 | 9/5/2012 3:51 | 54.8 | 10/5/2012 5:01 | 59.2 | 11/5/2012 6:11 | 60.1 | 12/5/2012 7:21 | 64.2 | 14/5/2012 0:31 | 61.8 |
| 8/5/2012 2:46 | 57.0 | 9/5/2012 3:56 | 58.1 | 10/5/2012 5:06 | 59.6 | 11/5/2012 6:16 | 59.8 | 12/5/2012 7:26 | 64.1 | 14/5/2012 0:36 | 61.8 |
| 8/5/2012 2:51 | 56.8 | 9/5/2012 4:01 | 54.7 | 10/5/2012 5:11 | 59.2 | 11/5/2012 6:21 | 60.6 | 12/5/2012 7:31 | 63.6 | 14/5/2012 0:41 | 60.3 |
| 8/5/2012 2:56 | 58.4 | 9/5/2012 4:06 | 53.9 | 10/5/2012 5:16 | 59.6 | 11/5/2012 6:26 | 59.3 | 12/5/2012 7:36 | 63.8 | 14/5/2012 0:46 | 61.0 |
| 8/5/2012 3:01 | 56.7 | 9/5/2012 4:11 | 54.7 | 10/5/2012 5:21 | 59.5 | 11/5/2012 6:31 | 61.1 | 12/5/2012 7:41 | 63.9 | 14/5/2012 0:51 | 60.8 |
| 8/5/2012 3:06 | 57.1 | 9/5/2012 4:16 | 54.7 | 10/5/2012 5:26 | 61.1 | 11/5/2012 6:36 | 60.5 | 12/5/2012 7:46 | 63.6 | 14/5/2012 0:56 | 61.0 |
| 8/5/2012 3:11 | 56.5 | 9/5/2012 4:21 | 55.4 | 10/5/2012 5:31 | 60.4 | 11/5/2012 6:41 | 60.5 | 12/5/2012 7:51 | 62.8 | 14/5/2012 1:01 | 59.6 |
| 8/5/2012 3:16 | 58.4 | 9/5/2012 4:26 | 56.7 | 10/5/2012 5:36 | 60.9 | 11/5/2012 6:46 | 63.2 | 12/5/2012 7:56 | 63.6 | 14/5/2012 1:06 | 62.8 |
| 8/5/2012 3:21 | 57.5 | 9/5/2012 4:31 | 55.1 | 10/5/2012 5:41 | 61.8 | 11/5/2012 6:51 | 62.1 | 13/5/2012 0:01 | 63.5 | 14/5/2012 1:11 | 62.1 |
| 8/5/2012 3:26 | 56.6 | 9/5/2012 4:36 | 55.6 | 10/5/2012 5:46 | 61.5 | 11/5/2012 6:56 | 62.1 | 13/5/2012 0:06 | 62.4 | 14/5/2012 1:16 | 61.5 |
| 8/5/2012 3:31 | 56.5 | 9/5/2012 4:41 | 57.4 | 10/5/2012 5:51 | 62.3 | 11/5/2012 7:01 | 62.3 | 13/5/2012 0:11 | 62.9 | 14/5/2012 1:21 | 60.2 |
| 8/5/2012 3:36 | 57.5 | 9/5/2012 4:46 | 56.6 | 10/5/2012 5:56 | 60.9 | 11/5/2012 7:06 | 61.0 | 13/5/2012 0:16 | 62.0 | 14/5/2012 1:26 | 60.4 |
| 8/5/2012 3:41 | 57.5 | 9/5/2012 4:51 | 57.9 | 10/5/2012 6:01 | 63.7 | 11/5/2012 7:11 | 61.4 | 13/5/2012 0:21 | 62.6 | 14/5/2012 1:31 | 62.0 |
| 8/5/2012 3:46 | 56.7 | 9/5/2012 4:56 | 55.2 | 10/5/2012 6:06 | 62.5 | 11/5/2012 7:16 | 60.9 | 13/5/2012 0:26 | 62.3 | 14/5/2012 1:36 | 61.1 |
| 8/5/2012 3:51 | 57.8 | 9/5/2012 5:01 | 55.9 | 10/5/2012 6:11 | 62.3 | 11/5/2012 7:21 | 61.0 | 13/5/2012 0:31 | 61.7 | 14/5/2012 1:41 | 62.3 |
| 8/5/2012 3:56 | 57.1 | 9/5/2012 5:06 | 57.0 | 10/5/2012 6:16 | 63.4 | 11/5/2012 7:26 | 61.3 | 13/5/2012 0:36 | 62.2 | 14/5/2012 1:46 | 61.7 |
| 8/5/2012 4:01 | 56.3 | 9/5/2012 5:11 | 55.2 | 10/5/2012 6:21 | 63.6 | 11/5/2012 7:31 | 60.5 | 13/5/2012 0:41 | 61.8 | 14/5/2012 1:51 | 61.0 |
| 8/5/2012 4:06 | 58.0 | 9/5/2012 5:16 | 55.6 | 10/5/2012 6:26 | 63.2 | 11/5/2012 7:36 | 61.3 | 13/5/2012 0:46 | 61.2 | 14/5/2012 1:56 | 61.6 |
| 8/5/2012 4:11 | 57.9 | 9/5/2012 5:21 | 57.2 | 10/5/2012 6:31 | 63.6 | 11/5/2012 7:41 | 60.6 | 13/5/2012 0:51 | 62.2 | 14/5/2012 2:01 | 59.4 |
| 8/5/2012 4:16 | 57.8 | 9/5/2012 5:26 | 56.8 | 10/5/2012 6:36 | 63.8 | 11/5/2012 7:46 | 60.7 | 13/5/2012 0:56 | 61.7 | 14/5/2012 2:06 | 60.6 |
| 8/5/2012 4:21 | 57.6 | 9/5/2012 5:31 | 59.8 | 10/5/2012 6:41 | 64.5 | 11/5/2012 7:51 | 60.3 | 13/5/2012 1:01 | 61.0 | 14/5/2012 2:11 | 60.6 |
| 8/5/2012 4:26 | 57.5 | 9/5/2012 5:36 | 55.8 | 10/5/2012 6:46 | 64.7 | 11/5/2012 7:56 | 60.5 | 13/5/2012 1:06 | 60.8 | 14/5/2012 2:16 | 62.6 |
| 8/5/2012 4:31 | 57.3 | 9/5/2012 5:41 | 58.6 | 10/5/2012 6:51 | 64.8 | 12/5/2012 0:01 | 61.0 | 13/5/2012 1:11 | 61.7 | 14/5/2012 2:21 | 61.7 |
| 8/5/2012 4:36 | 57.0 | 9/5/2012 5:46 | 59.6 | 10/5/2012 6:56 | 65.5 | 12/5/2012 0:06 | 59.8 | 13/5/2012 1:16 | 61.4 | 14/5/2012 2:26 | 59.8 |
| 8/5/2012 4:41 | 58.5 | 9/5/2012 5:51 | 58.5 | 10/5/2012 7:01 | 62.7 | 12/5/2012 0:11 | 61.6 | 13/5/2012 1:21 | 61.1 | 14/5/2012 2:31 | 60.9 |
| 8/5/2012 4:46 | 57.2 | 9/5/2012 5:56 | 60.0 | 10/5/2012 7:06 | 59.5 | 12/5/2012 0:16 | 60.4 | 13/5/2012 1:26 | 61.2 | 14/5/2012 2:36 | 60.4 |
| 8/5/2012 4:51 | 57.9 | 9/5/2012 6:01 | 58.0 | 10/5/2012 7:11 | 61.5 | 12/5/2012 0:21 | 60.3 | 13/5/2012 1:31 | 61.8 | 14/5/2012 2:41 | 62.6 |
| 8/5/2012 4:56 | 57.6 | 9/5/2012 6:06 | 60.2 | 10/5/2012 7:16 | 61.1 | 12/5/2012 0:26 | 59.8 | 13/5/2012 1:36 | 61.8 | 14/5/2012 2:46 | 61.3 |
| 8/5/2012 5:01 | 57.7 | 9/5/2012 6:11 | 57.6 | 10/5/2012 7:21 | 60.8 | 12/5/2012 0:31 | 59.5 | 13/5/2012 1:41 | 61.5 | 14/5/2012 2:51 | 60.4 |
| 8/5/2012 5:06 | 57.1 | 9/5/2012 6:16 | 60.5 | 10/5/2012 7:26 | 60.8 | 12/5/2012 0:36 | 60.3 | 13/5/2012 1:46 | 60.7 | 14/5/2012 2:56 | 59.7 |
| 8/5/2012 5:11 | 57.3 | 9/5/2012 6:21 | 60.2 | 10/5/2012 7:31 | 59.5 | 12/5/2012 0:41 | 59.5 | 13/5/2012 1:51 | 61.6 | 14/5/2012 3:01 | 58.5 |
| 8/5/2012 5:16 | 57.6 | 9/5/2012 6:26 | 61.2 | 10/5/2012 7:36 | 58.7 | 12/5/2012 0:46 | 59.8 | 13/5/2012 1:56 | 60.8 | 14/5/2012 3:06 | 59.9 |
| 8/5/2012 5:21 | 58.4 | 9/5/2012 6:31 | 61.2 | 10/5/2012 7:41 | 59.3 | 12/5/2012 0:51 | 59.5 | 13/5/2012 2:01 | 61.0 | 14/5/2012 3:11 | 61.0 |
| 8/5/2012 5:26 | 58.0 | 9/5/2012 6:36 | 60.1 | 10/5/2012 7:46 | 60.6 | 12/5/2012 0:56 | 59.3 | 13/5/2012 2:06 | 61.6 | 14/5/2012 3:16 | 60.0 |
| 8/5/2012 5:31 | 58.5 | 9/5/2012 6:41 | 59.2 | 10/5/2012 7:51 | 59.7 | 12/5/2012 1:01 | 58.8 | 13/5/2012 2:11 | 61.0 | 14/5/2012 3:21 | 58.3 |
| 8/5/2012 5:36 | 62.0 | 9/5/2012 6:46 | 61.5 | 10/5/2012 7:5 | | | | | | | |

Real-time Noise Data RTN2 (Oil Street Community Liaison Centre)

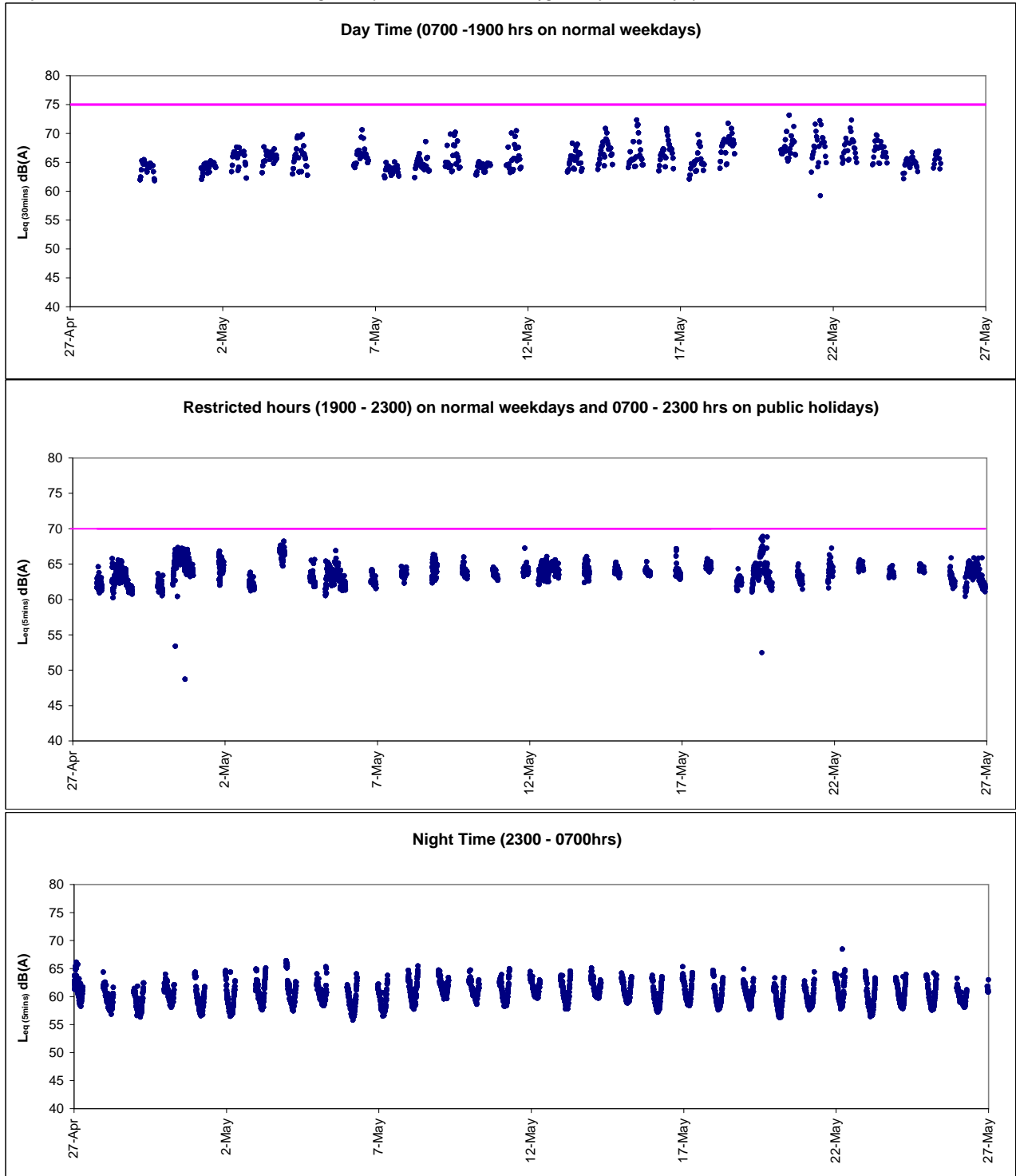
| | | | | | | | | | | | |
|-----------------|------|-----------------|------|----------------|------|-----------------|------|-----------------|------|-----------------|------|
| 14/5/2012 6:36 | 57.4 | 15/5/2012 23:46 | 62.4 | 17/5/2012 0:56 | 60.2 | 18/5/2012 2:06 | 56.8 | 19/5/2012 3:16 | 60.6 | 20/5/2012 4:26 | 57.8 |
| 14/5/2012 6:41 | 58.5 | 15/5/2012 23:51 | 61.9 | 17/5/2012 1:01 | 60.1 | 18/5/2012 2:11 | 57.9 | 19/5/2012 3:21 | 60.4 | 20/5/2012 4:31 | 58.8 |
| 14/5/2012 6:46 | 56.4 | 15/5/2012 23:56 | 61.4 | 17/5/2012 1:06 | 59.8 | 18/5/2012 2:16 | 60.2 | 19/5/2012 3:26 | 60.0 | 20/5/2012 4:36 | 58.4 |
| 14/5/2012 6:51 | 56.8 | 15/5/2012 0:01 | 62.4 | 17/5/2012 1:11 | 60.2 | 18/5/2012 2:21 | 62.3 | 19/5/2012 3:31 | 60.7 | 20/5/2012 4:41 | 58.6 |
| 14/5/2012 6:56 | 57.5 | 16/5/2012 0:06 | 62.0 | 17/5/2012 1:16 | 60.6 | 18/5/2012 2:26 | 61.0 | 19/5/2012 3:36 | 60.9 | 20/5/2012 4:46 | 59.0 |
| 14/5/2012 23:01 | 60.3 | 16/5/2012 0:11 | 62.4 | 17/5/2012 1:21 | 60.1 | 18/5/2012 2:31 | 61.0 | 19/5/2012 3:41 | 61.0 | 20/5/2012 4:51 | 58.6 |
| 14/5/2012 23:06 | 62.0 | 16/5/2012 0:16 | 62.0 | 17/5/2012 1:26 | 63.7 | 18/5/2012 2:36 | 59.1 | 19/5/2012 3:46 | 61.2 | 20/5/2012 4:56 | 59.8 |
| 14/5/2012 23:11 | 59.8 | 16/5/2012 0:21 | 61.8 | 17/5/2012 1:31 | 64.0 | 18/5/2012 2:41 | 58.7 | 19/5/2012 3:51 | 61.1 | 20/5/2012 5:01 | 60.3 |
| 14/5/2012 23:16 | 59.6 | 16/5/2012 0:26 | 62.1 | 17/5/2012 1:36 | 60.0 | 18/5/2012 2:46 | 58.7 | 19/5/2012 3:56 | 60.8 | 20/5/2012 5:06 | 59.0 |
| 14/5/2012 23:21 | 59.0 | 16/5/2012 0:31 | 61.5 | 17/5/2012 1:41 | 59.8 | 18/5/2012 2:51 | 59.3 | 19/5/2012 4:01 | 61.2 | 20/5/2012 5:11 | 57.8 |
| 14/5/2012 23:26 | 60.9 | 16/5/2012 0:36 | 61.5 | 17/5/2012 1:46 | 59.1 | 18/5/2012 2:56 | 57.6 | 19/5/2012 4:06 | 61.3 | 20/5/2012 5:16 | 59.3 |
| 14/5/2012 23:31 | 59.9 | 16/5/2012 0:41 | 61.2 | 17/5/2012 1:51 | 59.1 | 18/5/2012 3:01 | 57.6 | 19/5/2012 4:11 | 61.2 | 20/5/2012 5:21 | 59.6 |
| 14/5/2012 23:36 | 61.5 | 16/5/2012 0:46 | 61.2 | 17/5/2012 1:56 | 59.1 | 18/5/2012 3:06 | 57.6 | 19/5/2012 4:16 | 61.3 | 20/5/2012 5:26 | 64.3 |
| 14/5/2012 23:41 | 61.7 | 16/5/2012 0:51 | 61.2 | 17/5/2012 2:01 | 59.0 | 18/5/2012 3:11 | 56.4 | 19/5/2012 4:21 | 61.1 | 20/5/2012 5:31 | 64.3 |
| 14/5/2012 23:46 | 62.5 | 16/5/2012 0:56 | 60.8 | 17/5/2012 2:06 | 58.8 | 18/5/2012 3:16 | 57.2 | 19/5/2012 4:26 | 60.9 | 20/5/2012 5:36 | 58.8 |
| 14/5/2012 23:51 | 60.5 | 16/5/2012 1:01 | 60.8 | 17/5/2012 2:11 | 58.9 | 18/5/2012 3:21 | 57.3 | 19/5/2012 4:31 | 61.6 | 20/5/2012 5:41 | 61.4 |
| 14/5/2012 23:56 | 60.3 | 16/5/2012 1:06 | 60.5 | 17/5/2012 2:16 | 58.8 | 18/5/2012 3:26 | 57.4 | 19/5/2012 4:36 | 61.2 | 20/5/2012 5:46 | 60.3 |
| 15/5/2012 0:01 | 62.9 | 16/5/2012 1:11 | 61.2 | 17/5/2012 2:21 | 58.5 | 18/5/2012 3:31 | 57.3 | 19/5/2012 4:41 | 69.1 | 20/5/2012 5:51 | 61.2 |
| 15/5/2012 0:06 | 62.6 | 16/5/2012 1:16 | 60.7 | 17/5/2012 2:26 | 58.3 | 18/5/2012 3:36 | 57.9 | 19/5/2012 4:46 | 61.4 | 20/5/2012 5:56 | 60.5 |
| 15/5/2012 0:11 | 63.2 | 16/5/2012 1:21 | 60.6 | 17/5/2012 2:31 | 58.5 | 18/5/2012 3:41 | 56.9 | 19/5/2012 4:51 | 60.6 | 20/5/2012 6:01 | 61.6 |
| 15/5/2012 0:16 | 63.3 | 16/5/2012 1:26 | 60.7 | 17/5/2012 2:36 | 58.8 | 18/5/2012 3:46 | 56.7 | 19/5/2012 4:56 | 61.5 | 20/5/2012 6:06 | 60.9 |
| 15/5/2012 0:21 | 62.5 | 16/5/2012 1:31 | 60.7 | 17/5/2012 2:41 | 58.4 | 18/5/2012 3:51 | 56.8 | 19/5/2012 5:01 | 61.7 | 20/5/2012 6:11 | 60.2 |
| 15/5/2012 0:26 | 63.8 | 16/5/2012 1:36 | 60.7 | 17/5/2012 2:46 | 58.6 | 18/5/2012 3:56 | 57.1 | 19/5/2012 5:06 | 61.6 | 20/5/2012 6:16 | 61.2 |
| 15/5/2012 0:31 | 62.1 | 16/5/2012 1:41 | 60.8 | 17/5/2012 2:51 | 58.7 | 18/5/2012 4:01 | 56.5 | 19/5/2012 5:11 | 61.8 | 20/5/2012 6:21 | 60.7 |
| 15/5/2012 0:36 | 62.6 | 16/5/2012 1:46 | 60.5 | 17/5/2012 2:56 | 58.6 | 18/5/2012 4:06 | 56.7 | 19/5/2012 5:16 | 62.3 | 20/5/2012 6:26 | 61.7 |
| 15/5/2012 0:41 | 61.9 | 16/5/2012 1:51 | 60.3 | 17/5/2012 3:01 | 58.6 | 18/5/2012 4:11 | 57.6 | 19/5/2012 5:21 | 61.9 | 20/5/2012 6:31 | 61.3 |
| 15/5/2012 0:46 | 62.4 | 16/5/2012 1:56 | 60.4 | 17/5/2012 3:06 | 58.6 | 18/5/2012 4:16 | 57.4 | 19/5/2012 5:26 | 62.9 | 20/5/2012 6:36 | 61.7 |
| 15/5/2012 0:51 | 61.3 | 16/5/2012 2:01 | 60.1 | 17/5/2012 3:11 | 58.3 | 18/5/2012 4:21 | 58.5 | 19/5/2012 5:31 | 62.2 | 20/5/2012 6:41 | 63.1 |
| 15/5/2012 0:56 | 61.4 | 16/5/2012 2:06 | 60.6 | 17/5/2012 3:16 | 58.8 | 18/5/2012 4:26 | 63.7 | 19/5/2012 5:36 | 61.6 | 20/5/2012 6:46 | 63.4 |
| 15/5/2012 1:01 | 61.6 | 16/5/2012 2:11 | 60.2 | 17/5/2012 3:21 | 58.1 | 18/5/2012 4:31 | 67.7 | 19/5/2012 5:41 | 62.8 | 20/5/2012 6:51 | 63.3 |
| 15/5/2012 1:06 | 60.3 | 16/5/2012 2:16 | 60.0 | 17/5/2012 3:26 | 58.4 | 18/5/2012 4:36 | 63.3 | 19/5/2012 5:46 | 62.2 | 20/5/2012 6:56 | 62.1 |
| 15/5/2012 1:11 | 61.4 | 16/5/2012 2:21 | 60.1 | 17/5/2012 3:31 | 58.8 | 18/5/2012 4:41 | 60.4 | 19/5/2012 5:51 | 62.7 | 20/5/2012 23:01 | 62.6 |
| 15/5/2012 1:16 | 60.7 | 16/5/2012 2:26 | 59.6 | 17/5/2012 3:36 | 59.4 | 18/5/2012 4:46 | 59.5 | 19/5/2012 5:56 | 63.3 | 20/5/2012 23:06 | 63.6 |
| 15/5/2012 1:21 | 60.9 | 16/5/2012 2:31 | 60.0 | 17/5/2012 3:41 | 58.4 | 18/5/2012 4:51 | 60.7 | 19/5/2012 6:01 | 62.0 | 20/5/2012 23:11 | 62.8 |
| 15/5/2012 1:26 | 61.1 | 16/5/2012 2:36 | 60.0 | 17/5/2012 3:46 | 59.0 | 18/5/2012 4:56 | 59.2 | 19/5/2012 6:06 | 62.3 | 20/5/2012 23:16 | 63.1 |
| 15/5/2012 1:31 | 60.5 | 16/5/2012 2:41 | 59.9 | 17/5/2012 3:51 | 58.6 | 18/5/2012 5:01 | 59.9 | 19/5/2012 6:11 | 62.5 | 20/5/2012 23:21 | 63.5 |
| 15/5/2012 1:36 | 60.3 | 16/5/2012 2:46 | 59.7 | 17/5/2012 3:56 | 58.2 | 18/5/2012 5:06 | 59.6 | 19/5/2012 6:16 | 62.8 | 20/5/2012 23:26 | 63.8 |
| 15/5/2012 1:41 | 61.4 | 16/5/2012 2:51 | 59.7 | 17/5/2012 4:01 | 58.3 | 18/5/2012 5:11 | 58.2 | 19/5/2012 6:21 | 63.0 | 20/5/2012 23:31 | 63.6 |
| 15/5/2012 1:46 | 60.3 | 16/5/2012 2:56 | 59.7 | 17/5/2012 4:06 | 58.3 | 18/5/2012 5:16 | 60.2 | 19/5/2012 6:26 | 63.4 | 20/5/2012 23:36 | 62.6 |
| 15/5/2012 1:51 | 60.1 | 16/5/2012 3:01 | 59.5 | 17/5/2012 4:11 | 57.9 | 18/5/2012 5:21 | 67.0 | 19/5/2012 6:31 | 63.0 | 20/5/2012 23:41 | 62.6 |
| 15/5/2012 1:56 | 60.4 | 16/5/2012 3:06 | 59.9 | 17/5/2012 4:16 | 58.7 | 18/5/2012 5:26 | 59.8 | 19/5/2012 6:36 | 63.6 | 20/5/2012 23:46 | 63.2 |
| 15/5/2012 2:01 | 60.0 | 16/5/2012 3:11 | 59.4 | 17/5/2012 4:21 | 58.6 | 18/5/2012 5:31 | 61.7 | 19/5/2012 6:41 | 63.5 | 20/5/2012 23:51 | 63.0 |
| 15/5/2012 2:06 | 59.3 | 16/5/2012 3:16 | 59.9 | 17/5/2012 4:26 | 58.9 | 18/5/2012 5:36 | 59.1 | 19/5/2012 6:46 | 64.5 | 20/5/2012 23:56 | 62.3 |
| 15/5/2012 2:11 | 60.1 | 16/5/2012 3:21 | 59.5 | 17/5/2012 4:31 | 58.6 | 18/5/2012 5:41 | 60.7 | 19/5/2012 6:51 | 64.1 | 21/5/2012 0:01 | 63.0 |
| 15/5/2012 2:16 | 59.8 | 16/5/2012 3:26 | 59.4 | 17/5/2012 4:36 | 58.1 | 18/5/2012 5:46 | 62.5 | 19/5/2012 6:56 | 64.4 | 21/5/2012 0:06 | 62.1 |
| 15/5/2012 2:21 | 59.7 | 16/5/2012 3:31 | 59.8 | 17/5/2012 4:41 | 58.3 | 18/5/2012 5:51 | 62.2 | 19/5/2012 23:01 | 62.5 | 21/5/2012 0:11 | 62.2 |
| 15/5/2012 2:26 | 59.3 | 16/5/2012 3:36 | 60.6 | 17/5/2012 4:46 | 58.1 | 18/5/2012 5:56 | 61.6 | 19/5/2012 23:06 | 62.8 | 21/5/2012 0:16 | 61.9 |
| 15/5/2012 2:31 | 59.7 | 16/5/2012 3:41 | 59.5 | 17/5/2012 4:51 | 58.1 | 18/5/2012 6:01 | 60.4 | 19/5/2012 23:11 | 62.8 | 21/5/2012 0:21 | 61.6 |
| 15/5/2012 2:36 | 60.5 | 16/5/2012 3:46 | 60.3 | 17/5/2012 4:56 | 59.2 | 18/5/2012 6:06 | 61.8 | 19/5/2012 23:16 | 64.9 | 21/5/2012 0:26 | 61.4 |
| 15/5/2012 2:41 | 59.8 | 16/5/2012 3:51 | 59.5 | 17/5/2012 5:01 | 59.6 | 18/5/2012 6:11 | 61.5 | 19/5/2012 23:21 | 62.5 | 21/5/2012 0:31 | 62.0 |
| 15/5/2012 2:46 | 59.5 | 16/5/2012 3:56 | 59.0 | 17/5/2012 5:06 | 58.9 | 18/5/2012 6:16 | 62.2 | 19/5/2012 23:26 | 62.1 | 21/5/2012 0:36 | 62.5 |
| 15/5/2012 2:51 | 59.5 | 16/5/2012 4:01 | 59.5 | 17/5/2012 5:11 | 58.7 | 18/5/2012 6:21 | 62.1 | 19/5/2012 23:31 | 62.0 | 21/5/2012 0:41 | 61.5 |
| 15/5/2012 2:56 | 59.5 | 16/5/2012 4:06 | 59.4 | 17/5/2012 5:16 | 59.0 | 18/5/2012 6:26 | 62.2 | 19/5/2012 23:36 | 61.9 | 21/5/2012 0:46 | 60.2 |
| 15/5/2012 3:01 | 59.5 | 16/5/2012 4:11 | 59.1 | 17/5/2012 5:21 | 59.2 | 18/5/2012 6:31 | 62.9 | 19/5/2012 23:41 | 61.5 | 21/5/2012 0:51 | 61.2 |
| 15/5/2012 3:06 | 59.4 | 16/5/2012 4:16 | 59.2 | 17/5/2012 5:26 | 59.8 | 18/5/2012 6:36 | 63.7 | 19/5/2012 23:46 | 61.5 | 21/5/2012 0:56 | 60.7 |
| 15/5/2012 3:11 | 58.4 | 16/5/2012 4:21 | 59.2 | 17/5/2012 5:31 | 59.9 | 18/5/2012 6:41 | 64.2 | 19/5/2012 23:51 | 62.2 | 21/5/2012 1:01 | 60.1 |
| 15/5/2012 3:16 | 59.5 | 16/5/2012 4:26 | 59.8 | 17/5/2012 5:36 | 60.0 | 18/5/2012 6:46 | 64.0 | 19/5/2012 23:56 | 62.3 | 21/5/2012 1:06 | 60.9 |
| 15/5/2012 3:21 | 59.1 | 16/5/2012 4:31 | 59.2 | 17/5/2012 5:41 | 60.1 | 18/5/2012 6:51 | 64.2 | 20/5/2012 0:01 | 61.9 | 21/5/2012 1:11 | 59.2 |
| 15/5/2012 3:26 | 59.0 | 16/5/2012 4:36 | 58.7 | 17/5/2012 5:46 | 61.5 | 18/5/2012 6:56 | 63.8 | 20/5/2012 0:06 | 61.9 | 21/5/2012 1:16 | 59.6 |
| 15/5/2012 3:31 | 60.4 | 16/5/2012 4:41 | 59.4 | 17/5/2012 5:51 | 61.1 | 18/5/2012 23:01 | 64.2 | 20/5/2012 0:11 | 62.5 | 21/5/2012 1:21 | 59.0 |
| 15/5/2012 3:36 | 60.1 | 16/5/2012 4:46 | 59.1 | 17/5/2012 5:56 | 60.2 | 18/5/2012 23:06 | 64.3 | 20/5/2012 0:16 | 61.4 | 21/5/2012 1:26 | 59.5 |
| 15/5/2012 3:41 | 59.1 | 16/5/2012 4:51 | 59.0 | 17/5/2012 6:01 | 61.3 | 18/5/2012 23:11 | 63.6 | 20/5/2012 0:21 | 61.7 | 21/5/2012 1:31 | 58.6 |
| 15/5/2012 3:46 | 59.7 | 16/5/2012 4:56 | 59.9 | 17/5/2012 6:06 | 61.3 | 18/5/2012 23:16 | 64.0 | 20/5/2012 0:26 | 62.1 | 21/5/2012 1:36 | 59.1 |
| 15/5/2012 3:51 | 59.8 | 16/5/2012 5:01 | 62.4 | 17/5/2012 6:11 | 61.4 | 18/5/2012 23:21 | 63.9 | 20/5/2012 0:31 | 61.2 | 21/5/2012 1:41 | 59.7 |
| 15/5/2012 3:56 | 58.3 | 16/5/2012 5:06 | 59.7 | 17/5/2012 6:16 | 61.7 | 18/5/2012 23:26 | 63.1 | 20/5/2012 0:36 | 61.4 | 21/5/2012 1:46 | 58.3 |
| 15/5/2012 4:01 | 59.4 | 16/5/2012 5:11 | 59.4 | 17/5/2012 6:21 | 62.5 | 18/5/2012 23:31 | 63.7 | 20/5/2012 0:41 | 60.9 | 21/5/2012 1:51 | 58.6 |
| 15/5/2012 4:06 | 59.2 | 16/5/2012 5:16 | 59.8 | 17/5/2012 6:26 | 62.5 | 18/5/2012 23:36 | 63.4 | 20/5/2012 0:46 | 61.5 | 21/5/2012 1:56 | 58.0 |
| 15/5/2012 4:11 | 58.6 | 16/5/2012 5:21 | 59.8 | 17/5/2012 6:31 | 63.2 | 18/5/2012 23:41 | 63.3 | 20/5/2012 0:51 | 60.9 | 21/5/2012 2:01 | 58.4 |
| 15/5/2012 4:16 | 58.2 | 16/5/2012 5:26 | 60.1 | 17/5/2012 6:36 | 63.0 | 18/5/2012 23:46 | 63.3 | 20/5/2012 0:56 | 61.1 | 21/5/2012 2:06 | 58.5 |
| 15/5/2012 4:21 | 60.0 | 16/5/2012 5:31 | 60.0 | 17/5/2012 6:41 | 63.1 | 18/5/2012 23:51 | 62.8 | 20/5/2012 1:01 | 60.0 | 21/5/2012 2:11 | 57.7 |
| 15/5/2012 4:26 | 60.8 | 16/5/2012 5:36 | 60.0 | 17/5/2012 6:46 | 63.5 | 18/5/2012 23:56 | 63.3 | 20/5/2012 1:06 | 60.9 | 21/5/2012 2:16 | 57.9 |
| 15/5/2012 4:31 | 59.5 | 16/5/2012 5:41 | 60 | | | | | | | | |

Real-time Noise Data RTN2 (Oil Street Community Liaison Centre)

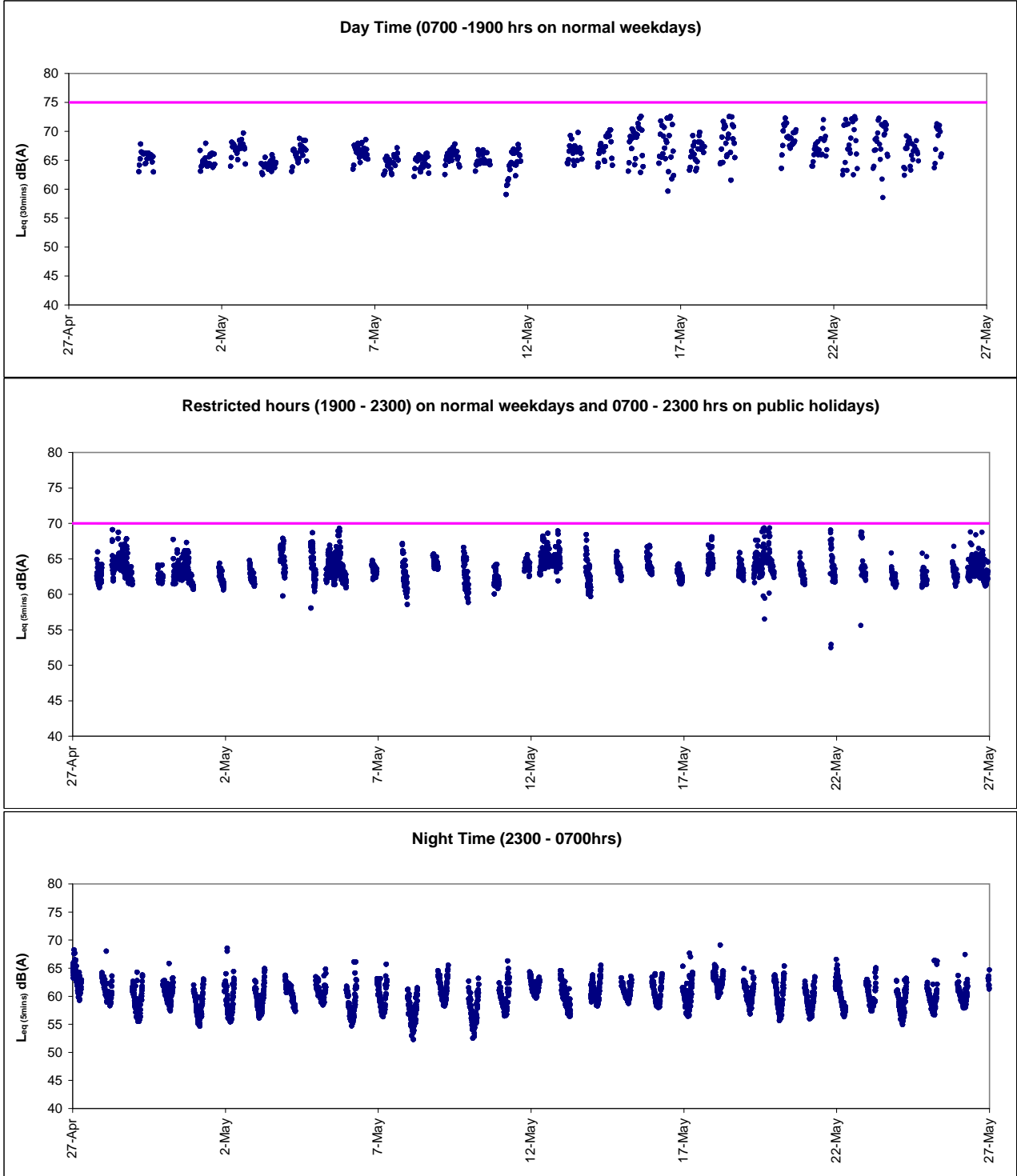
| | | | | | | | | | | | |
|-----------------|------|-----------------|------|-----------------|------|-----------------|------|-----------------|------|-----------------|------|
| 21/5/2012 5:36 | 61.7 | 22/5/2012 6:46 | 63.4 | 23/5/2012 23:56 | 61.9 | 25/5/2012 1:06 | 58.4 | 26/5/2012 2:16 | 57.7 | 27/5/2012 3:26 | 58.5 |
| 21/5/2012 5:41 | 60.7 | 22/5/2012 6:51 | 63.3 | 24/5/2012 0:01 | 62.1 | 25/5/2012 1:11 | 58.1 | 26/5/2012 2:21 | 58.7 | 27/5/2012 3:31 | 57.9 |
| 21/5/2012 5:46 | 59.3 | 22/5/2012 6:56 | 63.3 | 24/5/2012 0:06 | 62.1 | 25/5/2012 1:16 | 58.0 | 26/5/2012 2:26 | 59.0 | 27/5/2012 3:36 | 58.2 |
| 21/5/2012 5:51 | 60.9 | 22/5/2012 23:01 | 61.8 | 24/5/2012 0:11 | 61.7 | 25/5/2012 1:21 | 58.7 | 26/5/2012 2:31 | 57.8 | 27/5/2012 3:41 | 58.9 |
| 21/5/2012 5:56 | 60.2 | 22/5/2012 23:06 | 61.7 | 24/5/2012 0:16 | 61.9 | 25/5/2012 1:26 | 58.8 | 26/5/2012 2:36 | 58.1 | 27/5/2012 3:46 | 58.1 |
| 21/5/2012 6:01 | 62.4 | 22/5/2012 23:11 | 62.6 | 24/5/2012 0:21 | 61.3 | 25/5/2012 1:31 | 57.8 | 26/5/2012 2:41 | 59.2 | 27/5/2012 3:51 | 58.0 |
| 21/5/2012 6:06 | 60.9 | 22/5/2012 23:16 | 61.5 | 24/5/2012 0:26 | 62.1 | 25/5/2012 1:36 | 57.7 | 26/5/2012 2:46 | 58.4 | 27/5/2012 3:56 | 58.4 |
| 21/5/2012 6:11 | 61.4 | 22/5/2012 23:21 | 62.2 | 24/5/2012 0:31 | 62.3 | 25/5/2012 1:41 | 57.3 | 26/5/2012 2:51 | 57.8 | 27/5/2012 4:01 | 58.4 |
| 21/5/2012 6:16 | 61.4 | 22/5/2012 23:26 | 63.4 | 24/5/2012 0:36 | 61.3 | 25/5/2012 1:46 | 57.6 | 26/5/2012 2:56 | 58.8 | 27/5/2012 4:06 | 57.9 |
| 21/5/2012 6:21 | 62.0 | 22/5/2012 23:31 | 61.6 | 24/5/2012 0:41 | 60.7 | 25/5/2012 1:51 | 57.7 | 26/5/2012 3:01 | 57.7 | 27/5/2012 4:11 | 58.2 |
| 21/5/2012 6:26 | 63.0 | 22/5/2012 23:36 | 61.2 | 24/5/2012 0:46 | 62.5 | 25/5/2012 1:56 | 57.3 | 26/5/2012 3:06 | 57.9 | 27/5/2012 4:16 | 59.4 |
| 21/5/2012 6:31 | 63.7 | 22/5/2012 23:41 | 63.4 | 24/5/2012 0:51 | 61.2 | 25/5/2012 2:01 | 57.0 | 26/5/2012 3:11 | 57.7 | 27/5/2012 4:21 | 59.4 |
| 21/5/2012 6:36 | 63.3 | 22/5/2012 23:46 | 66.5 | 24/5/2012 0:56 | 61.1 | 25/5/2012 2:06 | 58.1 | 26/5/2012 3:16 | 57.4 | 27/5/2012 4:26 | 58.0 |
| 21/5/2012 6:41 | 64.1 | 22/5/2012 23:51 | 64.9 | 24/5/2012 1:01 | 60.6 | 25/5/2012 2:11 | 56.9 | 26/5/2012 3:21 | 57.1 | 27/5/2012 4:31 | 58.0 |
| 21/5/2012 6:46 | 64.0 | 22/5/2012 23:56 | 63.9 | 24/5/2012 1:06 | 60.9 | 25/5/2012 2:16 | 56.7 | 26/5/2012 3:26 | 57.2 | 27/5/2012 4:36 | 58.9 |
| 21/5/2012 6:51 | 64.0 | 23/5/2012 0:01 | 64.0 | 24/5/2012 1:11 | 60.6 | 25/5/2012 2:21 | 55.9 | 26/5/2012 3:31 | 57.8 | 27/5/2012 4:41 | 58.9 |
| 21/5/2012 6:56 | 65.4 | 23/5/2012 0:06 | 63.8 | 24/5/2012 1:16 | 60.1 | 25/5/2012 2:26 | 55.9 | 26/5/2012 3:36 | 58.9 | 27/5/2012 4:46 | 57.9 |
| 21/5/2012 23:01 | 61.5 | 23/5/2012 0:11 | 63.4 | 24/5/2012 1:21 | 60.2 | 25/5/2012 2:31 | 56.0 | 26/5/2012 3:41 | 62.1 | 27/5/2012 4:51 | 61.2 |
| 21/5/2012 23:06 | 62.1 | 23/5/2012 0:16 | 63.6 | 24/5/2012 1:26 | 59.7 | 25/5/2012 2:36 | 55.9 | 26/5/2012 3:46 | 57.1 | 27/5/2012 4:56 | 67.4 |
| 21/5/2012 23:11 | 62.6 | 23/5/2012 0:21 | 63.3 | 24/5/2012 1:31 | 61.8 | 25/5/2012 2:41 | 56.4 | 26/5/2012 3:51 | 57.2 | 27/5/2012 5:01 | 59.9 |
| 21/5/2012 23:16 | 61.3 | 23/5/2012 0:26 | 63.5 | 24/5/2012 1:36 | 59.3 | 25/5/2012 2:46 | 58.2 | 26/5/2012 3:56 | 57.0 | 27/5/2012 5:06 | 58.7 |
| 21/5/2012 23:21 | 60.8 | 23/5/2012 0:31 | 65.5 | 24/5/2012 1:41 | 59.3 | 25/5/2012 2:51 | 56.5 | 26/5/2012 4:01 | 56.7 | 27/5/2012 5:11 | 58.1 |
| 21/5/2012 23:26 | 61.1 | 23/5/2012 0:36 | 64.8 | 24/5/2012 1:46 | 59.3 | 25/5/2012 2:56 | 56.0 | 26/5/2012 4:06 | 57.3 | 27/5/2012 5:16 | 58.1 |
| 21/5/2012 23:31 | 61.5 | 23/5/2012 0:41 | 64.5 | 24/5/2012 1:51 | 58.3 | 25/5/2012 3:01 | 59.4 | 26/5/2012 4:11 | 56.8 | 27/5/2012 5:21 | 60.6 |
| 21/5/2012 23:36 | 61.8 | 23/5/2012 0:46 | 64.0 | 24/5/2012 1:56 | 59.7 | 25/5/2012 3:06 | 57.2 | 26/5/2012 4:16 | 59.0 | 27/5/2012 5:26 | 59.9 |
| 21/5/2012 23:41 | 60.9 | 23/5/2012 0:51 | 63.7 | 24/5/2012 2:01 | 59.8 | 25/5/2012 3:11 | 58.5 | 26/5/2012 4:21 | 59.2 | 27/5/2012 5:31 | 59.7 |
| 21/5/2012 23:46 | 60.3 | 23/5/2012 0:56 | 63.5 | 24/5/2012 2:06 | 59.7 | 25/5/2012 3:16 | 57.2 | 26/5/2012 4:26 | 59.1 | 27/5/2012 5:36 | 58.5 |
| 21/5/2012 23:51 | 60.6 | 23/5/2012 1:01 | 63.6 | 24/5/2012 2:11 | 58.6 | 25/5/2012 3:21 | 55.3 | 26/5/2012 4:31 | 57.4 | 27/5/2012 5:41 | 62.1 |
| 21/5/2012 23:56 | 60.8 | 23/5/2012 1:06 | 63.2 | 24/5/2012 2:16 | 59.1 | 25/5/2012 3:26 | 56.4 | 26/5/2012 4:36 | 57.1 | 27/5/2012 5:46 | 62.3 |
| 22/5/2012 0:01 | 60.7 | 23/5/2012 1:11 | 63.3 | 24/5/2012 2:21 | 58.6 | 25/5/2012 3:31 | 56.0 | 26/5/2012 4:41 | 57.9 | 27/5/2012 5:51 | 59.1 |
| 22/5/2012 0:06 | 60.5 | 23/5/2012 1:16 | 62.5 | 24/5/2012 2:26 | 59.0 | 25/5/2012 3:36 | 56.3 | 26/5/2012 4:46 | 66.3 | 27/5/2012 5:56 | 59.4 |
| 22/5/2012 0:11 | 60.9 | 23/5/2012 1:21 | 62.7 | 24/5/2012 2:31 | 58.2 | 25/5/2012 3:41 | 56.9 | 26/5/2012 4:51 | 56.8 | 27/5/2012 6:01 | 59.9 |
| 22/5/2012 0:16 | 60.5 | 23/5/2012 1:26 | 62.3 | 24/5/2012 2:36 | 58.1 | 25/5/2012 3:46 | 54.9 | 26/5/2012 4:56 | 56.6 | 27/5/2012 6:06 | 60.4 |
| 22/5/2012 0:21 | 61.0 | 23/5/2012 1:31 | 62.8 | 24/5/2012 2:41 | 58.2 | 25/5/2012 3:51 | 56.2 | 26/5/2012 5:01 | 58.2 | 27/5/2012 6:11 | 60.1 |
| 22/5/2012 0:26 | 60.7 | 23/5/2012 1:36 | 62.4 | 24/5/2012 2:46 | 57.6 | 25/5/2012 3:56 | 56.1 | 26/5/2012 5:06 | 57.8 | 27/5/2012 6:16 | 60.7 |
| 22/5/2012 0:31 | 59.7 | 23/5/2012 1:41 | 62.4 | 24/5/2012 2:51 | 58.6 | 25/5/2012 4:01 | 55.5 | 26/5/2012 5:11 | 57.8 | 27/5/2012 6:21 | 61.4 |
| 22/5/2012 0:36 | 59.1 | 23/5/2012 1:46 | 62.7 | 24/5/2012 2:56 | 58.5 | 25/5/2012 4:06 | 56.1 | 26/5/2012 5:16 | 66.4 | 27/5/2012 6:26 | 59.9 |
| 22/5/2012 0:41 | 59.4 | 23/5/2012 1:51 | 62.7 | 24/5/2012 3:01 | 57.4 | 25/5/2012 4:11 | 56.7 | 26/5/2012 5:21 | 58.7 | 27/5/2012 6:31 | 60.4 |
| 22/5/2012 0:46 | 59.5 | 23/5/2012 1:56 | 62.6 | 24/5/2012 3:06 | 57.8 | 25/5/2012 4:16 | 55.6 | 26/5/2012 5:26 | 58.9 | 27/5/2012 6:36 | 61.9 |
| 22/5/2012 0:51 | 60.1 | 23/5/2012 2:01 | 62.4 | 24/5/2012 3:11 | 57.7 | 25/5/2012 4:21 | 56.2 | 26/5/2012 5:31 | 57.8 | 27/5/2012 6:41 | 63.0 |
| 22/5/2012 0:56 | 59.9 | 23/5/2012 2:06 | 62.3 | 24/5/2012 3:16 | 57.7 | 25/5/2012 4:26 | 58.8 | 26/5/2012 5:36 | 58.1 | 27/5/2012 6:46 | 62.4 |
| 22/5/2012 1:01 | 58.7 | 23/5/2012 2:11 | 62.3 | 24/5/2012 3:21 | 57.6 | 25/5/2012 4:31 | 58.6 | 26/5/2012 5:41 | 59.8 | 27/5/2012 6:51 | 61.7 |
| 22/5/2012 1:06 | 58.9 | 23/5/2012 2:16 | 62.5 | 24/5/2012 3:26 | 58.5 | 25/5/2012 4:36 | 57.5 | 26/5/2012 5:46 | 59.2 | 27/5/2012 6:56 | 61.7 |
| 22/5/2012 1:11 | 59.2 | 23/5/2012 2:21 | 62.7 | 24/5/2012 3:31 | 57.8 | 25/5/2012 4:41 | 57.9 | 26/5/2012 5:51 | 60.2 | 27/5/2012 23:01 | 62.2 |
| 22/5/2012 1:16 | 58.9 | 23/5/2012 2:26 | 61.2 | 24/5/2012 3:36 | 58.1 | 25/5/2012 4:46 | 56.5 | 26/5/2012 5:56 | 59.7 | 27/5/2012 23:06 | 62.9 |
| 22/5/2012 1:21 | 59.2 | 23/5/2012 2:31 | 60.5 | 24/5/2012 3:41 | 58.8 | 25/5/2012 4:51 | 56.2 | 26/5/2012 6:01 | 60.2 | 27/5/2012 23:11 | 62.9 |
| 22/5/2012 1:26 | 58.2 | 23/5/2012 2:36 | 61.4 | 24/5/2012 3:46 | 58.0 | 25/5/2012 4:56 | 56.5 | 26/5/2012 6:06 | 59.2 | 27/5/2012 23:16 | 62.8 |
| 22/5/2012 1:31 | 57.6 | 23/5/2012 2:41 | 60.3 | 24/5/2012 3:51 | 57.6 | 25/5/2012 5:01 | 59.0 | 26/5/2012 6:11 | 60.3 | 27/5/2012 23:21 | 63.6 |
| 22/5/2012 1:36 | 58.2 | 23/5/2012 2:46 | 60.7 | 24/5/2012 3:56 | 57.4 | 25/5/2012 5:06 | 57.4 | 26/5/2012 6:16 | 59.9 | 27/5/2012 23:26 | 61.3 |
| 22/5/2012 1:41 | 58.4 | 23/5/2012 2:51 | 60.3 | 24/5/2012 4:01 | 58.6 | 25/5/2012 5:11 | 57.2 | 26/5/2012 6:21 | 60.5 | 27/5/2012 23:31 | 61.7 |
| 22/5/2012 1:46 | 57.3 | 23/5/2012 2:56 | 60.6 | 24/5/2012 4:06 | 59.2 | 25/5/2012 5:16 | 57.0 | 26/5/2012 6:26 | 59.5 | 27/5/2012 23:36 | 62.0 |
| 22/5/2012 1:51 | 58.9 | 23/5/2012 3:01 | 60.6 | 24/5/2012 4:11 | 59.3 | 25/5/2012 5:21 | 61.1 | 26/5/2012 6:31 | 60.9 | 27/5/2012 23:41 | 61.5 |
| 22/5/2012 1:56 | 57.6 | 23/5/2012 3:06 | 59.8 | 24/5/2012 4:16 | 58.9 | 25/5/2012 5:26 | 62.9 | 26/5/2012 6:36 | 60.5 | 27/5/2012 23:46 | 61.3 |
| 22/5/2012 2:01 | 58.2 | 23/5/2012 3:11 | 60.7 | 24/5/2012 4:21 | 58.6 | 25/5/2012 5:31 | 59.5 | 26/5/2012 6:41 | 61.1 | 27/5/2012 23:51 | 62.0 |
| 22/5/2012 2:06 | 57.0 | 23/5/2012 3:16 | 60.1 | 24/5/2012 4:26 | 58.2 | 25/5/2012 5:36 | 61.1 | 26/5/2012 6:46 | 65.7 | 27/5/2012 23:56 | 64.7 |
| 22/5/2012 2:11 | 58.4 | 23/5/2012 3:21 | 59.8 | 24/5/2012 4:31 | 59.1 | 25/5/2012 5:41 | 60.7 | 26/5/2012 6:51 | 66.2 | | |
| 22/5/2012 2:16 | 57.1 | 23/5/2012 3:26 | 59.1 | 24/5/2012 4:36 | 58.9 | 25/5/2012 5:46 | 59.1 | 26/5/2012 6:56 | 62.1 | | |
| 22/5/2012 2:21 | 56.9 | 23/5/2012 3:31 | 59.6 | 24/5/2012 4:41 | 59.5 | 25/5/2012 5:51 | 59.6 | 26/5/2012 7:01 | 62.4 | | |
| 22/5/2012 2:26 | 56.9 | 23/5/2012 3:36 | 59.9 | 24/5/2012 4:46 | 59.1 | 25/5/2012 5:56 | 60.0 | 26/5/2012 23:06 | 62.0 | | |
| 22/5/2012 2:31 | 56.8 | 23/5/2012 3:41 | 59.5 | 24/5/2012 4:51 | 59.5 | 25/5/2012 6:01 | 59.0 | 26/5/2012 23:11 | 61.9 | | |
| 22/5/2012 2:36 | 56.9 | 23/5/2012 3:46 | 59.0 | 24/5/2012 4:56 | 59.0 | 25/5/2012 6:06 | 61.4 | 26/5/2012 23:16 | 61.6 | | |
| 22/5/2012 2:41 | 57.4 | 23/5/2012 3:51 | 59.1 | 24/5/2012 5:01 | 59.3 | 25/5/2012 6:11 | 60.0 | 26/5/2012 23:21 | 63.7 | | |
| 22/5/2012 2:46 | 56.0 | 23/5/2012 3:56 | 59.2 | 24/5/2012 5:06 | 58.3 | 25/5/2012 6:16 | 60.1 | 26/5/2012 23:26 | 61.3 | | |
| 22/5/2012 2:51 | 57.1 | 23/5/2012 4:01 | 59.0 | 24/5/2012 5:11 | 59.3 | 25/5/2012 6:21 | 60.5 | 26/5/2012 23:31 | 60.9 | | |
| 22/5/2012 2:56 | 56.0 | 23/5/2012 4:06 | 58.7 | 24/5/2012 5:16 | 58.7 | 25/5/2012 6:26 | 60.7 | 26/5/2012 23:36 | 61.1 | | |
| 22/5/2012 3:01 | 56.1 | 23/5/2012 4:11 | 58.5 | 24/5/2012 5:21 | 59.0 | 25/5/2012 6:31 | 61.2 | 26/5/2012 23:41 | 61.5 | | |
| 22/5/2012 3:06 | 56.3 | 23/5/2012 4:16 | 58.8 | 24/5/2012 5:26 | 59.0 | 25/5/2012 6:36 | 61.7 | 26/5/2012 23:46 | 62.5 | | |
| 22/5/2012 3:11 | 58.9 | 23/5/2012 4:21 | 58.7 | 24/5/2012 5:31 | 59.0 | 25/5/2012 6:41 | 63.2 | 26/5/2012 23:51 | 61.6 | | |
| 22/5/2012 3:16 | 56.8 | 23/5/2012 4:26 | 58.0 | 24/5/2012 5:36 | 59.2 | 25/5/2012 6:46 | 63.1 | 26/5/2012 23:56 | 61.5 | | |
| 22/5/2012 3:21 | 56.2 | 23/5/2012 4:31 | 58.2 | 24/5/2012 5:41 | 59.0 | 25/5/2012 6:51 | 62.3 | 27/5/2012 0:01 | 61.2 | | |
| 22/5/2012 3:26 | 56.0 | 23/5/2012 4:36 | 58.3 | 24/5/2012 5:46 | 59.0 | 25/5/2012 6:56 | 62.4 | 27/5/2012 0:06 | 61.0 | | |
| 22/5/2012 3:31 | 56.5 | 23/5/2012 4:41 | 58.2 | 24/5/2012 5:51 | 59.0 | 25/5/2012 23:01 | 61.3 | 27/5/2012 0:11 | 60.7 | | |
| 22/5/2012 3:36 | 56.9 | 23/5/2012 4:46 | 58.1 | 24/5/2012 5:56 | 59.0 | 25/5/2012 23:06 | 61.5 | 27/5/2012 0:16 | 60.9 | | |
| 22/5/2012 3:41 | 56.3 | 23/5/2012 4:51 | 58.3 | 24/5/2012 | | | | | | | |



Graphic Presentation of Real Time Noise Monitoring Result (Food and Environmental Hygiene Department Depot)



Graphic Presentation of Real Time Noise Monitoring Result (Oil Street Community Liaison Centre)





Appendix 6.1

Event Action Plans



Event/Action Plan for Construction Noise

| EVENT | ACTION | | | |
|-----------------------------|---|---|---|--|
| | ET | IEC | ER | CONTRACTOR |
| Action Level being exceeded | <ol style="list-style-type: none">1. Notify ER, IEC and Contractor;2. Carry out investigation;3. Report the results of investigation to the IEC, ER and Contractor;4. Discuss with the IEC and Contractor on remedial measures required;5. Increase monitoring frequency to check mitigation effectiveness. <p>(The above actions should be taken within 2 working days after the exceedance is identified)</p> | <ol style="list-style-type: none">1. Review the investigation results submitted by the ET;2. Review the proposed remedial measures by the Contractor and advise the ER accordingly;3. Advise the ER on the effectiveness of the proposed remedial measures. <p>(The above actions should be taken within 2 working days after the exceedance is identified)</p> | <ol style="list-style-type: none">1. Confirm receipt of notification of failure in writing;2. Notify Contractor;3. In consolidation with the IEC, agree with the Contractor on the remedial measures to be implemented;4. Supervise the implementation of remedial measures. <p>(The above actions should be taken within 2 working days after the exceedance is identified)</p> | <ol style="list-style-type: none">1. Submit noise mitigation proposals to IEC and ER;2. Implement noise mitigation proposals. <p>(The above actions should be taken within 2 working days after the exceedance is identified)</p> |



| EVENT | ACTION | | | |
|----------------------------|--|--|--|---|
| | ET | IEC | ER | CONTRACTOR |
| Limit Level being exceeded | <ol style="list-style-type: none">1. Inform IEC, ER, Contractor and EPD;2. Repeat measurements to confirm findings;3. Increase monitoring frequency;4. Identify source and investigate the cause of exceedance;5. Carry out analysis of Contractor's working procedures;6. Discuss with the IEC, Contractor and ER on remedial measures required;7. Assess effectiveness of Contractor's remedial actions and keep IEC, EPD and ER informed of the results;8. If exceedance stops, cease additional monitoring. <p>(The above actions should be taken within 2 working days after the exceedance is identified)</p> | <ol style="list-style-type: none">1. Discuss amongst ER, ET, and Contractor on the potential remedial actions;2. Review Contractor's remedial actions whenever necessary to assure their effectiveness and advise the ER accordingly. <p>(The above actions should be taken within 2 working days after the exceedance is identified)</p> | <ol style="list-style-type: none">1. Confirm receipt of notification of failure in writing;2. Notify Contractor;3. In consolidation with the IEC, agree with the Contractor on the remedial measures to be implemented;4. Supervise the implementation of remedial measures;5. If exceedance continues, consider stopping the Contractor to continue working on that portion of work which causes the exceedance until the exceedance is abated. <p>(The above actions should be taken within 2 working days after the exceedance is identified)</p> | <ol style="list-style-type: none">1. Take immediate action to avoid further exceedance;2. Submit proposals for remedial actions to IEC and ER within 3 working days of notification;3. Implement the agreed proposals;4. Submit further proposal if problem still not under control;5. Stop the relevant portion of works as instructed by the ER until the exceedance is abated. <p>(The above actions should be taken within 2 working days after the exceedance is identified)</p> |



Event / Action Plan for Construction Air Quality

| EVENT | ACTION | | | |
|---|--|---|---|--|
| | ET | IEC | ER | CONTRACTOR |
| ACTION LEVEL | | | | |
| 1. Exceedance for one sample | 1. Identify source, investigate the causes of exceedance and propose remedial measures; Inform IEC and ER; 2. Repeat measurement to confirm finding; 3. Increase monitoring frequency to daily. (The above actions should be taken within 2 working days after the exceedance is identified) | 1. Check monitoring data submitted by ET; 2. Check Contractor's working method. (The above actions should be taken within 2 working days after the exceedance is identified) | 1. Notify Contractor. (The above actions should be taken within 2 working days after the exceedance is identified) | 1. Rectify any unacceptable practice; 2. Amend working methods if appropriate. (The above actions should be taken within 2 working days after the exceedance is identified) |
| 2. Exceedance for two or more consecutive samples | 1. Identify source; 2. Inform IEC and ER; 3. Advise the ER on the effectiveness of the proposed remedial measures; 4. Repeat measurements to confirm findings; 5. Increase monitoring frequency to daily; 6. Discuss with IEC and Contractor on remedial actions required; 7. If exceedance continues, arrange meeting with IEC and ER; 8. If exceedance stops, cease additional monitoring. (The above actions should be taken within 2 working days after the exceedance is identified) | 1. Check monitoring data submitted by ET; 2. Check Contractor's working method; 3. Discuss with ET and Contractor on possible remedial measures; 4. Advise the ET on the effectiveness of the proposed remedial measures; 5. Supervise Implementation of remedial measures. (The above actions should be taken within 2 working days after the exceedance is identified) | 1. Confirm receipt of notification of failure in writing; 2. Notify Contractor; 3. Ensure remedial measures properly implemented. (The above actions should be taken within 2 working days after the exceedance is identified) | 1. Submit proposals for remedial to ER within 3 working days of notification; 2. Implement the agreed proposals; 3. Amend proposal if appropriate. (The above actions should be taken within 2 working days after the exceedance is identified) |
| LIMIT LEVEL | | | | |
| 1. Exceedance for one sample | 1. Identify source, investigate the causes of exceedance and propose remedial measures; Inform ER, Contractor and EPD; 2. Repeat measurement to confirm finding; 3. Increase monitoring frequency to daily; 4. Assess effectiveness of Contractor's remedial actions and keep IEC, EPD and ER informed of the results. (The above actions should be taken within 2 working days after the exceedance is identified) | 1. Check monitoring data submitted by ET; 2. Check Contractor's working method; 3. Discuss with ET and Contractor on possible remedial measures; 4. Advise the ER on the effectiveness of the proposed remedial measures; 5. Supervise implementation of remedial measures. (The above actions should be taken within 2 working days after the exceedance is identified) | 1. Confirm receipt of notification of failure in writing; 2. Notify Contractor; 3. Ensure remedial measures properly implemented. (The above actions should be taken within 2 working days after the exceedance is identified) | 1. Take immediate action to avoid further exceedance; 2. Submit proposals for remedial actions to IEC within 3 working days of notification; 3. Implement the agreed proposals; 4. Amend proposal if appropriate. (The above actions should be taken within 2 working days after the exceedance is identified) |
| 2. Exceedance for two or more consecutive samples | 1. Notify IEC, ER, Contractor and EPD; 2. Identify source; 3. Repeat measurement to confirm findings; 4. Increase monitoring frequency to daily; 5. Carry out analysis of Contractor's working procedures to determine possible mitigation to be implemented; 6. Arrange meeting with IEC and ER to discuss the remedial actions to be taken; 7. Assess effectiveness of Contractor's remedial actions and keep IEC, EPD and ER informed of the results; 8. If exceedance stops, cease additional monitoring. (The above actions should be taken within 2 working days after the exceedance is identified) | 1. Discuss amongst ER, ET, and Contractor on the potential remedial actions; 2. Review Contractor's remedial actions whenever necessary to assure their effectiveness and advise the ER accordingly; 3. Supervise the implementation of remedial measures. | 1. Confirm receipt of notification of failure in writing; 2. Notify Contractor; 3. In consolidation with the IEC, agree with the Contractor on the remedial measures to be implemented; 4. Ensure remedial measures properly implemented; 5. If exceedance continues, consider what portion of the work is responsible and instruct the Contractor to stop that portion of work until the exceedance is abated. (The above actions should be taken within 2 working days after the exceedance is identified) | 1. Take immediate action to avoid further exceedance; 2. Submit proposals for remedial actions to IEC within 3 working days of notification; 3. Implement the agreed proposals; 4. Resubmit proposals if problem still not under control; 5. Stop the relevant portion of works as determined by the ER until the exceedance is abated. (The above actions should be taken within 2 working days after the exceedance is identified) |



Appendix 6.2

Summary for Notification of Exceedance



| Ref. No. | Date | Time | Location | Construction Noise Level | Unit | Action Level | Limit Level | Follow-up action |
|----------|-----------|-------|---|--------------------------|-------------|---|-------------|---|
| X_10N090 | 30-Apr-12 | 11:05 | M6 - HK baptist Church henrietta Secondary School | 72 | Leq(30-min) | when one documented complaint was received. | 70 | <p>Possible reason: No construction activity and traffic nearby was observed during monitoring. Traffic noise contributed as a major noise source during monitoring.</p> <p>Action taken / to be taken: Reviewed the trend of noise measurement results and analysis of contractor's working procedure. Review the baseline noise level at this monitoring station.</p> <p>Remarks / Other Obs: No construction work for Contract no. HY/2009/19 was conducted during the measurement; it is concluded that the exceedance was not due to the Project but to traffic noise nearby.</p> |
| X_10N091 | 30-Apr-12 | 15:37 | M7e - IFC-Eastern End of Prodium | 76 | Leq(30-min) | when one documented complaint was received. | 75 | <p>Possible reason: Backhoe with breaker and excavator for diaphragm wall construction were observed. The breaker was not wrapped with acoustic material during breaking.</p> <p>Action taken / to be taken: Immediate repeated measurement was conducted to confirm the exceedance. The construction noise levels of repeat-measurement at the same location as below: 30 April 2012 16:34 76 dB (A) Noise barriers were fully erected and no major traffic was observed nearby.</p> <p>Additional monitoring was conducted on 5 May 2012 at 12:10. Breaker was operating and diaphragm wall construction was being performed at the concerned area with fully erected moveable noise barrier and noise blanket. Further exceedance was still recorded. The construction noise levels of the same location as below: 5 May 2012 at 12:10 78 dB (A) Engine noise from a cutter for diaphragm wall construction situated right in front of IFC cannot be fully shielded. The contractor was advised to reduce the number of plants in parallel operation in case the plant is situated right in front of IFC.</p> <p>Additional monitoring was conducted on 7 May 2012 at 11:33. Diaphragm wall construction was being performed at the concerned area with fully erected moveable noise barrier and noise blanket. No parallel operation of breaker and diaphragm wall construction was observed. No further exceedance was recorded after mitigation measures. The construction noise levels of the same location as below: 7 May 2012 at 11:33 71 dB (A) The contractor is reminded to erect noise barriers when PME are in use and to reduce the number of plants in parallel operation.</p> <p>Remarks / Other Obs: To conclude, the exceedance was considered project related and the contractor was asked to submit a proposal for remediation measures following Event Action Plan.</p> |



| Ref. No. | Date | Time | Location | Construction Noise Level | Unit | Action Level | Limit Level | Follow-up action |
|----------|-----------|-------|---|--------------------------|-------------|--|-------------|---|
| X 10N092 | 16-May-12 | 15:37 | M6 - HK baptist Church henrietta Secondary School | 71 | Leq(30-min) | when one documented complaint was received. | 70 | <p>Possible reason: No construction activity and traffic nearby was observed during monitoring. Traffic noise contributed as a major noise source during monitoring.</p> <p>Action taken / to be taken: Reviewed the trend of noise measurement results and analysis of contractor's working procedure. Review the baseline noise level at this monitoring station.</p> <p>Remarks / Other Obs: No construction work for Contract no. HY/2009/19 was conducted during the measurement; it is concluded that the exceedance was not due to the Project but to traffic noise nearby.</p> |



Appendix 9.1

Complaint Log



Environmental Complaints Log

| Complaint Log No. | Date of Complaint | Received From and Received By | Location of Complainant | Nature of Complaint | Outcome | Status |
|-------------------|-------------------|---|-------------------------|---|--|--------|
| 110723a | 23/07/2011 | Ms. Law at Victoria Centre by ICC no. 1-303887687 | North Point | She concerned that Highways Department published a notice in their Management Office about construction works will be conducted from 0700 hours to 2300 hours during July to December 2011 including Saturday, Sunday and public holiday. | 1) It was referred by AECOM to ET on 28 July 2011 2) RSS confirmed that the notice was prepared by Victoria Centre 'a Management office to their resident and the advice was only given on the extension construction works (for Contract HY/2009/15) to 7am-9pm Monday to Saturday except Public Holidays and Sundays. 3) As a mitigation measure to minimize the noise nuisance in the vicinity of the residents, rock breaking activities will be started at 8am and is expected to be completed by mid-August 2011. 4) No noise exceedance was recorded at construction noise monitoring station at Victoria Centre on 19 and 25 July 2011 during daytime and evening time period while breaking and excavation works were observed during monitoring. 5) In conclusion, it was related to the construction works under Contract HY/2009/15 and mitigation measure was provided. The complainant was satisfied with the arrangement and no further complaint was received after proposed measures. | Closed |
| 110723b | 23/07/2011 | Ms. Yau at Block 2, Victoria Centre by ICC no. 1-304013959 | North Point | Reclamation work was conducted at Causeway Bay Typhoon Shelter at 7am on 23 July 2011. She complained that the works shall be started later to minimize the noise nuisance to the vicinity of the residents in early morning | 1) It was referred by AECOM to ET on 8 August 2011 2) RSS confirmed to start the rock breaking activities for Contract HY/2009/15 at 8am as a mitigation measure to minimize the noise nuisance in the vicinity of the residents. 3) With reference to the construction noise monitoring at Victoria Centre, no exceedance was recorded on 19 and 25 July 2011 during daytime while breaking and excavation works were undertaken during monitoring 4) In conclusion, it was related to the construction works under Contract HY/2009/15 and mitigation measure was provided. The complainant was satisfied with the arrangement and no further complaint was received after proposed measures. | Closed |
| 110727a | 27/07/2011 | Mr. Law from Victoria Centre Management Office by ICC no. 1-304616162 | North Point | It was complained by Mr. Law from Victoria Centre Management Office on 27 July 2011 regarding construction noise generated by the construction operations of | 1) It was referred by AECOM to ET on 28 July 2011 2) RSS confirmed to start the rock breaking activities for Contract HY/2009/15 at 8am as a mitigation measure to minimize the noise nuisance in the vicinity of the residents. 3) No noise exceedance was recorded at construction noise monitoring station at Victoria Centre on 25 July and | Closed |



| Complaint Log No. | Date of Complaint | Received From and Received By | Location of Complainant | Nature of Complaint | Outcome | Status |
|-------------------|-------------------|---------------------------------|-------------------------|--|--|--------|
| | | | | Central-Wanchai Bypass at noon rather than in morning at 7am. | 4 August 2011 during daytime and evening time period while breaking and excavation works were observed during monitoring. 5) In conclusion, it was related to the construction works under Contract HY/2009/15 and mitigation measure was provided. No further complaint from complainant was received after proposed the mitigation measure. | |
| 110727b | 27/07/2011 | Ms. Chiu by ICC no.1-304615409 | North Point | Noise nuisance from the excavation works for the Highways Department adjacent to the Victoria Centre was conducted from 7am | 1) It was referred by AECOM to ET on 28 July 2011 2) With reference to the construction noise monitoring at Vitoria Centre, no exceedance was recorded on 25 July and 4 and 10 August 2011 during daytime while breaking and excavation works were undertaken during monitoring. 3) As a mitigation measure to minimize the noise nuisance in the vicinity of the residents, rock breaking activities will be started at 8am. | Closed |
| | 07/08/2011 | | | | 4) However, complainant did not satisfy with the response on the noise nuisance from the rock-breaking during morning in front of Victoria Centre and then further complaint via 1823 on 7 August 2011. 5) Highways contacted the complainant on 15 August 2011 that the noisy rock breaking operation had been completed. <i>Remarks: There will be counted as two complaints in this complaint log.</i> | |
| 110730 | 30/07/2011 | Mr. Tsui by ICC no. 1-305074350 | Central | Construction noise generated by operations of Central-Interchange which is near the spa room at Four-Season Hotel. Also, the complaint enquired the commencement time of the construction on Saturday. | 1) It was referred by AECOM to ET on 1 August 2011. 2) RSS confirmed that noisy plants from 2 vibratory hammers have been conducted in alternating manner for piling and drilling works for diaphragm wall construction. 3) With reference to the construction noise monitoring at IFC Western End of Podium, no exceedance was recorded on 4 August 2011 during monitoring while sheet piling works were undertaken during monitoring. 4) In order to reduce the noise impact to nearby noise sensitive receivers, Contractor has been implemented the following noise mitigation measures: - Erection of acoustic lining at the hoarding next to Four Seasons Hotel; - Temporary noise barrier with extended acoustic lining; - Reduced in plant such that only have one vibration hammer operating at the west side near Four | Closed |



| Complaint Log No. | Date of Complaint | Received From and Received By | Location of Complainant | Nature of Complaint | Outcome | Status |
|-------------------|-------------------|--------------------------------------|-------------------------|--|---|--------|
| | | | | | Seasons Hotel instead of 2 5) In conclusion, it was related to the construction works under Contract HY/2009/18 and mitigation measure was provided. The complainant was satisfied with the arrangement and no further complaint was received after proposed measures. | |
| 110810 | 10/08/2011 | Mr. Yip by ICC no. 1 – 306740207 | North Point | Muddy water was discharged from work site to the seafront near Oil Street during heavy rain. The environmental protection measures were not good enough and are needed to rectify. | 1) It was referred by AECOM to ET on 17 August 2011. 2) Confirmed with RE, Muddy water was caused by a heap of earth being washed to the sea by heavy rain. The heap of earth was referred as a small stockpile placed close to the seafront in front of Oil Street within the site area under handover transition period from contract HY/2009/11 to contract HY/2009/19. The necessary mitigation measures to protect the small stockpile against rainfall were missing at the time of complaint. 3) Due to the missing of mitigation measures to protect the small stockpile during handover transition period, loose material was washed into the harbour when heavy rain came. Muddy water was formed and dispersed in the sea that caused the water quality and visual concern to the public. The complaint was considered as valid. 4) Contractors were advised to relocate the loose materials away from the coastline as far as practicable. Any loose material placed which needed to be placed near the coastline shall be properly compacted or covered as appropriate. To avoid any further environmental deficiency, Contractors shall ensure all necessary environmental mitigation measures will not be missing during site area handover. | Closed |
| 110817 | 17/08/2011 | ICC no. 1-307657681 | North Point | Visual impact generated by light from a large amount of spot-lights on the barge during mid-night nearby City Garden. | 1) It was referred by AECOM to ET on 23 August 2011 2) RSS confirmed that some non-essential lights were turned on during night-time period which caused the nuisance to the nearby residents. In addition, absence of lighting shields at flood lights results in visual glare to the complaint at night-time. 3) Follow-up action had been taken by contractor that switches off all non-essential lights to minimized nuisance to the nearby residents. The complainant satisfied to the practice and no further complaint was received after that. | Closed |
| 110826 | 26/08/2011 | Grand Hyatt and a complainant by ICC | Wan Chai | Construction noise and vibration nuisance generated from the works at Convention Avenue and inside the HKCEC1 | 1) Confirmed with the Resident Site Staff that the construction works were referred to the Contractor HK/2009/01. 2) The Excavator mounted breaker at Convention Avenue | Closed |



| Complaint Log No. | Date of Complaint | Received From and Received By | Location of Complainant | Nature of Complaint | Outcome | Status |
|-------------------|-------------------|--|-------------------------|---|--|--------|
| | | | | reclamation area. | and Drilling rig at HKCEC1 reclamation area were the dominant construction noise source during this period. 3) The drilling rig at HKCEC1 reclamation area and excavator mounted breaker at Convention Avenue were then temporary suspended after received the complaint. 4) Investigation revealed that the erected noise barrier (4m cantilevered movable noise barrier for the drilling rig and 1m movable noise barrier for the excavator mounted breaker) were not located close to the plants to provide adequate noise screening. 5) Contractor was advised to avoid concurrent operation of construction plants at site. Further enhancement of movable noise barriers at HKCEC1 and providing noise enclosure for the excavator mounted breaker at Convention Avenue are needed. 6) Further site investigation and checking on 31 August and 7 September 2011 revealed that the implemented noise mitigation measures were in proper and minimize the noise impact. | |
| 110826A | 26/08/2011 | A complaint letter from Mr. Au of Cayley Property of City Garden | North Point | Harbor front adjacent to their water intake suction which caused 3 times of system breakdown of the sea water pump on 9, 22 and 25 August 2011. | 1) It was referred by AECOM to ET on 29 August 2011 2) Confirmed with the Resident Site Staff that the construction works were referred to the Contractors HY/2009/11 and HY/2009/19. 3) The pump is located on the site area of HY/2009/19 4) A temporary garbage defender was installed on 23 July 2011 by HY/2009/11 and the shape of the defender was adjusted on 8 August 2011 in order to exclude the outfall. 5) An ad hoc inspection of the effectiveness of garbage defender was conducted with RSS (CWB project team), contractor of HY/2009/11 and HY/2009/19 and IECon 29 August 2011. Inspection report of it was submitted to RSS on 19 September 2011. 5) Daily cleaning near the water intake was conducted twice a day by contractor HY/2009/19. 6) In response to City Garden request, the contractors have set up the temporary garbage defender in function and collect the floating refuses, but cannot eliminate all refuses, in particular the refuse come from sea bed from entering the intake. 6) According to the complaint letter from Cayley Property, the outcomes of the preventive measures were not complying with their expectation. 7) During on-site inspection, floating refuses observed | Closed |



| Complaint Log No. | Date of Complaint | Received From and Received By | Location of Complainant | Nature of Complaint | Outcome | Status |
|-------------------|-------------------|--|-------------------------|--|--|--------|
| | | | | | occasionally outside the garbage defender. No conclusion could be made for the source of these floating refuses. On the other hand, some of the floating refuses were observed immigrating in the protective zone during investigation 8) All daily cleaning actions had been taken by contractor to minimize floating refuse inside the construction site. It was noted that the intake (land side) is open access to public, so that many activities such as fishing, feeding fish were conducted there even though a notice has already hoisted. Also, tripping of rubbish by the passers-by could result in a lot of rubbish accumulated around the intake point. 9) Referring to the record provided by CPML, there were a lot of nylon/ plastic bags and nylon wire mesh that matched those rubbishes generated from the public activities. 10) Contractors have fulfilled the requirement of site cleanness and no exceedance was recorded during Water Quality Monitoring. It is consider the cause of this complaint is not related to project and environmental issue in this project as well. No more complaint received after ad-hoc inspection | |
| 111014 | 14/10/2011 | The complainant, Ms. Tam complained via hotline 1823 | Wan Chai | The polluted fumes and exhaust from the excavation by sub-contractor of CEDD on pedestrian way outside no.25 Harbour Road (in front of the Harbour Centre) | 1) RSS notified ET to carry out investigation on 17 October 2011. 2) ET confirmed with the Resident Site Staff that the location of the excavator was within site area of Contract no. HK/2009/02 undertaking the water cooling main reprovision works along the Harbour Road. The plants including the excavator have been checked before using at the site. However, the polluted fumes and exhausted from the excavator was caused due to insufficient maintenance of the plant after using at site. 3) After receiving the complaint, the excavator was then removal off-site for checking and maintenance works on 17 October 2011. 4) Contractor was reminded to enhance regular checking and maintenance to all plants at site. 5) RSS has replied to the complainant on the arrangement of the measures taken on 17 October 2011. Complainant was satisfied with the response and follow-up action taken by the Contractor. | Closed |
| 111104 | 04/11/2011 | Mr. Liu from | Wan Chai | Complain about a tree near the | 1) ET confirmed with the Resident Site Staff that | Closed |



| Complaint Log No. | Date of Complaint | Received From and Received By | Location of Complainant | Nature of Complaint | Outcome | Status |
|-------------------|-------------------|--|-------------------------|--|--|--------|
| | | LCSD complained via Contractor Complaint Hotline | | site of pipe installation works outside Wan Chai Swimming Pool at Harbour Road, the status is not healthy and roof ball of two trees inside the site near Renaissance Hong Kong Harbour View Hotel at Convention Avenue were half cut. | <ul style="list-style-type: none"> A tree near the site of pipe installation works outside Wan Chai Swimming Pool at Harbour Road is the Tree no. TA1122 under Contract no. HK/2009/02. Leaves of a branch of this tree were shrivelled. Two trees inside the site near Renaissance Hong Kong Harbour View Hotel at Convention Avenue are the tree nos. A160 and A161 under Contract no. HK/2009/01. Part of roof ball of these two trees was covered by the metal plate. <p>2) Independent Tree Specialists for these two inspected the trees. Contractor HK/2009/01 has taken the measure as recommend downgrading the soil level around the trunk base. Reinstating of the ground works will be conducted in mid-December 2011. For the tree no. TA1122 under Contract no. HK/2009/02, the brown leaves were removed and fenced the tree with orange net is provided to prevent damage of tree trunk by construction works. The distance between the tree and the edge of the trench is kept approximate 2m. Two Contractors were reminded to carry out regular watering to the trees within their site area.</p> | |
| 111106 | 06/11/2011 | Police officer | Wan Chai | Construction noise generated from the site at about 6:30 a.m on 6 November 2011 and require to stop the machine operation | <p>1) According to the information reported by Contractor, one BC cutter and hoist were operated for Diaphragm Wall construction of Shatin-Central Link to inspect bentonite pipes and ensure no damages and all the joints are tightened in good position. Then, the subcontractor for Diaphragm wall, SAMBO Korean foreman stopped the engine of the BC cutter immediately. The police officer recorded the details and HKID number of the foreman and then left. Due to the different language communication between the police officer and the Korean foreman, no CNP was checked by the police officer.</p> <p>2) ET confirmed with the Resident Site Staff that same issue was also raised out by RSS at about 7:00a.m on the same day. Besides, it was confirmed that there is no valid Construction Noise Permit for the conducted construction works in the period between 2300 and 0700.</p> <p>3) Due to insufficient communication between Contractor HK/2009/01 and their Korean Sub-contractor, Korean Sub-contractor had not notified to Contractor before carrying out the inspection of the BC cutter, hoists and</p> | Closed |



| Complaint Log No. | Date of Complaint | Received From and Received By | Location of Complainant | Nature of Complaint | Outcome | Status |
|-------------------|-------------------|---|-------------------------|---|---|--------|
| | | | | | bentonite pipes at about 6:00a.m to ensure no damages and all the pipe joints should be tightened and in good position. 4) Contractor was advised to enhance the communication between Contractor and sub-contractor and provide sufficient environmental training to all foreman and operators on restricted hour operation. Furthermore, Construction Noise Permit should be checked and in place for the construction works during restricted hour 5) This complaint was considered in relation to the conducted construction works during restricted hours without valid Construction Noise Permit. No more construction works were conducted during night time period. The construction works will be conducted in accordance with the time period stated in valid CNP. This complaint will be kept in view of any follow-up action from the relevant government activities. | |
| 111212 | 12/12/2011 | The complainant, Mr Tsui from IFCII's management office complained via hotline 1823 | Central | A visual impact complaint from hotline 1823 was received by ET on 9 January 2011 (ICC Ref. No.: ICC#1-333037096 dated on 12 December 2011). The complaint, Mr Tsui was reported that visual nuisance caused by lighting in the construction site during night time. | 1) RSS notified ET on 9 Jan 2012. 2) ET confirmed with the Resident Site Staff that A joint inspection was conducted by Mr Tsui and contractor on that night to see whether there is any improvement. 3) Due to safety reason, igniting enough lights should not be avoided in construction site. However, the light sources were not directed away from pointing to the sensitive receiver and results in visual glare to the complaint. 4) Confirmed with the Resident Site Staff the complainant was satisfied the new arrangement of the lights with contractor after the joint inspection. No further complaint received after that. | Closed |
| 111220 | 20/12/2011 | The complainant, Ms. Poon complained via hotline 1823 (ICC Ref. No.: ICC#1-334683841) | North Point | Construction air and noise nuisance generated that many trucks carrying construction materials driving along Watson Road and Oil Street and possibly entering/leaving the construction site near the IEC during 0800 to 1900 hours. | 1) RSS notified ET on 22 Dec 2011. 2) ET confirmed with the Resident Site Staff that the complainant cannot identify whether the trucks were working under the CWB project or not. 3) The dominant construction air and noise nuisances were emitted by the trucks along Oil Street and Waston Road, however, this is the public road for all vehicles. Reviewing the air quality monitoring and noise monitoring results. No exceedance was recorded during this period. 4) Confirmed with the Resident Site Staff that they provided a contact no. for any future enquiries regarding | Closed |



| Complaint Log No. | Date of Complaint | Received From and Received By | Location of Complainant | Nature of Complaint | Outcome | Status |
|-------------------|-------------------|-------------------------------|-------------------------|---|---|--------|
| | | | | | CWB project to the complainant and she was satisfied on the arrangement and no further complaint was received after that. | |
| 111230 | 30/12/2011 | Residents of Harbour Heights | North Point | Construction air and noise nuisance generated by construction vehicles were found parked illegally at King Wah Road and lining up at Oil Street without the engine turning off. | 1) RSS notified ET on 6 January 2011. 2) ET confirmed with the Resident Site Staff that a number of construction activities are concurrently proceeding in the vicinity of Oil Street, King Wah Street and a private development project in King Wah Street 3) The dominant construction air and noise nuisances were emitted by the trucks along Oil Street and King Wah Road, however, this is the public road for all vehicles. Reviewing the results of air quality monitoring station (CMA1b) and noise monitoring (M4b). No exceedance was recorded during this period. Site inspections for HY/2009/19 were conducted on 4 January 2012. The condition of the site access at Oil Street and the public road nearby were found satisfactory. It is noted that HyD also allow and encourage their contractors to maximize the use of marine access, where available, to work sites, so as to minimize burdening nearby public roads. When land trips are unavoidable, they require contractors to tidy up their construction vehicles before leaving works sites. No contractor under CWB project parked their vehicles illegally at King Wah Street, and HyD still reminded them not to commit such offence. 4) According to HyD's staff replied the complaint letter on 10 January 2012, there is a private development project under construction at King Wah Road. To access these works sites, construction vehicles have to use public roads nearby. No further complaint received after HyD's reply. | Closed |
| 120118 | 18/01/2012 | N/A | North Point | A complaint regarding a tree located in front of Victoria Centre under IECL was covered by one meter mud without any protection. The complainant concerns the health of the tree in such condition. | 1) RSS notified ET on 20 January 2012. 2) ET confirmed with the Resident Site Staff that The tree is inside the site area of HY/2009/19 and The Botanical name of the tree is Ficus superba var. japonica and the I.D. of the tree is UT48 3) According to the information provided by RSS on 20 Jan 2012, the tree shall be felled that has been approved by DLO on 29 August 2011. Moreover, the tree was felled | Closed |



| Complaint Log No. | Date of Complaint | Received From and Received By | Location of Complainant | Nature of Complaint | Outcome | Status |
|-------------------|-------------------|---|-------------------------|--|---|--------|
| | | | | | by contractor on 19 January 2012. 4) No further complaint received after HyD's reply. | |
| 120305 | 03/03/2012 | Resident of Harbour Heights complained via hotline 1823 (ICC Ref. No.: ICC#1-344632511) | North Point | A complaint regarding excessive noise from construction sites of CWB was observed outside Harbour Heights from Monday to Saturday before 8am. The plants were frequently turned on before 7:30am creating nuisance. The complainant requested a speedy follow-up and reply from relevant department. | 1) RSS notified ET on 5 March 2012. 2) ET confirmed with the Resident Site Staff that PME for diaphragm wall construction started to operate at about 7:30am whilst the other PME, including those for land bored piling work, started to operate after 8am. 3) After reviewing the results of noise monitoring (M4b), no exceedance was recorded during daytime period and the noise level were below 75dB(A). Site inspection for HY/2009/19 was conducted on 7 March 2012. The condition of noise mitigation measures near Harbour Heights was found satisfactory. RSS confirmed that no operation was active before 7:00am everyday. The suspected nuisance was to be considered caused by the PME for diaphragm wall construction. A surprise check was performed on 13 March 2012 by RSS. It was found that no noisy PME was in operation by Contractor of HY/2009/19 before 8am, and the construction noise level was minimal and not disturbing. The noise level and operation time both complied with statutory requirements set up in NCO. 4) Complainant called ICC on 8 March 2012 to confirm HyD has provided a response. No further complaint was received after the response. | Closed |
| 120405 | 05/04/2012 | N/A | North Point | A complaint regarding excessive noise from construction sites of CBTS was observed daily before 7:30am except on public holidays, and the noise source was mainly from piling works. The complainant requested that construction works should start after 8:30am to avoid nuisance to nearby residents and a speedy follow-up and reply. | 1) RSS notified ET on 5 April 2012. 2) ET confirmed with the Resident Site Staff that no piling works were performed during the concerned period. 3) After reviewing the results of noise monitoring (M2b and M3a), no exceedance was recorded during daytime period and the noise level was below 75dB(A). Site inspection for HY/2009/15 was conducted on 10 April 2012. The condition of noise mitigation measures around CBTS was found satisfactory. RSS confirmed that no pilings were performed during the concerned period. The major works included drilling, diaphragm wall construction and excavations. 4) HyD made a reply to the complainant on 16 April | Closed |



| Complaint Log No. | Date of Complaint | Received From and Received By | Location of Complainant | Nature of Complaint | Outcome | Status |
|-------------------|-------------------|--|-------------------------|--|--|--------|
| | | | | | 2012 via 1823. HyD replied that the current works at CBTS were drilling, diaphragm wall construction and deep excavations. In order to minimize the noise generated from the above works, the Contractor had erected temporary noise barriers and provided noise blankets on plants. RSS would continue to work with the Contractor on the effectiveness of the environmental mitigation measures implemented on site. No further complaint was received after the response. | |
| 120415 | 15/04/2012 | The complainant Ms. Law, resident of Fu Lee Loy Mansion, complained via hotline 1823 (ICC Ref. No.: 1-351021108) | North Point | A complaint regarding excessive noise generated from a HyD project that is located at the connection point of CWB and IEC affecting nearby residents. Lately during the middle of the night (around 00:00 to 05:00), low frequency noise, which possibly came from the operating power generator and the barges which were parked along the Oil Street work site, were making a nuisance to the complainant and residents nearby. The complainant requested that relevant department should follow-up. | <ol style="list-style-type: none">1) RSS notified ET on 17 April 2012.2) ET confirmed with the Resident Site Staff that there was no operation of power generators for HY/2009/19 and HY/2009/17 (HY/2009/11 had no physical work on site) during the concerned period. Although there were a few barges mooring at the seafront of HY/2009/19, they were not in operation and hence no operational noise would be emitted.3) After reviewing the results of noise monitoring (M4b and M5b), no exceedance was recorded during day time period and the noise level was below 75dB(A). Site inspection for HY/2009/19 was conducted on 18 April 2012. The condition of noise mitigation measures near Harbour Heights were found satisfactory. RSS confirmed that no operation of power generators for HY/2009/19 and HY/2009/17 (HY/2009/11 had no physical work on site) during the concerned period. Although there were a few barges mooring at the seafront of HY/2009/19, they were not in operation and hence no operational noise would be emitted.4) HyD made a reply to the complainant on 30 April 2012 via email. HyD replied that the current works near Oil Street, North Point, included CWB tunnel works, IEC connections and associated foundation works. According to RSS records, no operations were performed during the early hours of March and April at Oil Street and the waterbody nearby, and so it was believed that the noise nuisance was not generated from the CWB project. Despite that, RSS would continue to monitor the Contractor on the operations and effectiveness of the environmental mitigation measures implemented on site, as not to affect daily life of local residents nearby. No further complaint was received after the response. | Closed |



Appendix 10.1

Construction Programme of Individual Contracts

| Activity Name | Original Duration | Planned Start | Planned Finish | 2011 | | | | 2012 | | | | 2013 | | | | 2014 | | | | 2015 | | | | 2016 | | | | | | | | | | | | | | | | | | |
|---|-------------------|---------------|----------------|--|----|----|----|------|----|----|----|------|----|----|----|------|----|----|----|------|----|----|--|------|----|----|------|----------|---------|----------|-----------|------------|----|----|-------------|--|--|--|------------------------------------|--|--|--|
| | | | | Q3 | Q4 | Q1 | Q2 | Q3 | Q4 | Q1 | Q2 | Q3 | Q4 | Q1 | Q2 | Q3 | Q4 | Q1 | Q2 | Q3 | Q4 | Q1 | Q2 | | Q3 | Q4 | | | | | | | | | | | | | | | | |
| HY/2009/15 - CWB TUNNEL (CBTS SECTION) | | | | | | | | | | | | | | | | | | | | | | | | | | | | | | | | | | | | | | | | | | |
| SUBMISSIONS COMPLYING WITH EPs | | | | | | | | | | | | | | | | | | | | | | | | | | | | | | | | | | | | | | | | | | |
| EM&A Manual (rely on the Master EP's submission EP-364/2009/A Condition 2.5) | | | | | | | | | | | | | | | | | | | | | | | | | | | | | | | | | | | | | | | | | | |
| Baseline Monitoring Report (rely on the Master EP's submission EP-364/2009 Condition 3.3) | | | | | | | | | | | | | | | | | | | | | | | | | | | | | | | | | | | | | | | | | | |
| Monthly EM&A (rely on the masters EP's Submission, EP-364/2009/A Condition 3.4) | | | | | | | | | | | | | | | | | | | | | | | | | | | | | | | | | | | | | | | | | | |
| A dedicated website (rely on the master EP's submission, EP-364/2009/A Condition 4.2) | | | | | | | | | | | | | | | | | | | | | | | | | | | | | | | | | | | | | | | | | | |
| Management organization of main construction companies (FEP Condition 2.6) | 1d | 02-Oct-10 | 02-Oct-10 | | | | | | | | | | | | | | | | | | | | | | | | | | | | | | | | | | | | | | | |
| Work Schedule (FEP Condition 2.7) | 1d | 27-Oct-10 | 27-Oct-10 | | | | | | | | | | | | | | | | | | | | | | | | | | | | | | | | | | | | | | | |
| Location Plan (FEP Condition 2.8) | 1d | 27-Oct-10 | 27-Oct-10 | | | | | | | | | | | | | | | | | | | | | | | | | | | | | | | | | | | | | | | |
| Noise Management plan (FEP Condition 2.9) | 1d | 27-Oct-10 | 27-Oct-10 | | | | | | | | | | | | | | | | | | | | | | | | | | | | | | | | | | | | | | | |
| Landscape plan (FEP condition 2.10) | 1d | 31-Jan-11 | 31-Jan-11 | | | | | | | | | | | | | | | | | | | | | | | | | | | | | | | | | | | | | | | |
| EAST VENTILATION ADIT | | | | | | | | | | | | | | | | | | | | | | | | | | | | | | | | | | | | | | | | | | |
| CCT @ Portion 1, 2, 4, 6, 22 | 1315d | 27-Sep-10 | 03-May-14 | CCT @ Portion 1, 2, 4, 6, 22 | | | | | | | | | | | | | | | | | | | | | | | | | | | | | | | | | | | | | | |
| EV Adit @ Portion 4-Advance Works | 525d | 27-Sep-10 | 06-Mar-12 | EV Adit @ Portion 4-Advance Works | | | | | | | | | | | | | | | | | | | | | | | | | | | | | | | | | | | | | | |
| EV Adit Portion 1, 2, 6, 22 | 25d | 22-Dec-11 | 16-Jan-12 | EV Adit Portion 1, 2, 6, 22 | | | | | | | | | | | | | | | | | | | | | | | | | | | | | | | | | | | | | | |
| EV Adit-based on Confirming Design | 323d | 15-Feb-12 | 02-Jan-13 | EV Adit-based on Confirming Design | | | | | | | | | | | | | | | | | | | | | | | | | | | | | | | | | | | | | | |
| TCBR1E (TS1 Area) | | | | | | | | | | | | | | | | | | | | | | | | | | | | | | | | | | | | | | | | | | |
| Diaphragm Wall Construction (incl. SI, & tests after completion) | 107d | 26-Apr-11 | 10-Aug-11 | Diaphragm Wall Construction (incl. SI, & tests after completion) | | | | | | | | | | | | | | | | | | | | | | | | | | | | | | | | | | | | | | |
| Excavation & Lateral Support, ELS | 99d | 16-Jul-11 | 22-Oct-11 | Excavation & Lateral Support, ELS | | | | | | | | | | | | | | | | | | | | | | | | | | | | | | | | | | | | | | |
| Cut & Cover Tunnel Construction (incl. backfill) | 78d | 22-Oct-11 | 07-Jan-12 | Cut & Cover Tunnel Construction (incl. backfill) | | | | | | | | | | | | | | | | | | | | | | | | | | | | | | | | | | | | | | |
| OHVD and Cable Trough (access from Portion 22) | 76d | 18-Dec-13 | 03-Mar-14 | OHVD and Cable Trough (access from Portion 22) | | | | | | | | | | | | | | | | | | | | | | | | | | | | | | | | | | | | | | |
| TCBR2 + TCBR3 (TS2 Area) | | | | | | | | | | | | | | | | | | | | | | | | | | | | | | | | | | | | | | | | | | |
| Diaphragm Wall Construction | 118d | 06-Jul-12 | 31-Oct-12 | Diaphragm Wall Construction | | | | | | | | | | | | | | | | | | | | | | | | | | | | | | | | | | | | | | |
| Excavation & Lateral Support, ELS | 248d | 06-Jul-12 | 10-Mar-13 | Excavation & Lateral Support, ELS | | | | | | | | | | | | | | | | | | | | | | | | | | | | | | | | | | | | | | |
| Cut & Cover Tunnel Construction | 164d | 11-Mar-13 | 21-Aug-13 | Cut & Cover Tunnel Construction | | | | | | | | | | | | | | | | | | | | | | | | | | | | | | | | | | | | | | |
| OHVD Cable Trough (Access from Portion 22) | 150d | 05-Aug-13 | 01-Jan-14 | OHVD Cable Trough (Access from Portion 22) | | | | | | | | | | | | | | | | | | | | | | | | | | | | | | | | | | | | | | |
| TCBR1W (TS4 Area) | | | | | | | | | | | | | | | | | | | | | | | | | | | | | | | | | | | | | | | | | | |
| Diaphragm Wall Construction | 148d | 28-Jun-11 | 22-Nov-11 | Diaphragm Wall Construction | | | | | | | | | | | | | | | | | | | | | | | | | | | | | | | | | | | | | | |
| Excavation & Lateral Support, ELS | 319d | 28-Jun-11 | 11-May-12 | Excavation & Lateral Support, ELS | | | | | | | | | | | | | | | | | | | | | | | | | | | | | | | | | | | | | | |
| Landing Steps - Demolition/Reconstruct as footpath. | 40d | 28-Jun-11 | 23-Aug-11 | Landing Steps - Demolition/Reconstruct as footpath | | | | | | | | | | | | | | | | | | | | | | | | | | | | | | | | | | | | | | |
| <div>◆ Milestone</div> <div>◆ Milestone</div> <div>Remaining Work</div> <div>Critical Remaining Work</div> <div>Actual Work</div> | | | | 1 of 2 | | | | | | | | | | | | | | | | | | | <div>Prepared by William Caluza</div> <table><tr><td>Date</td><td>Revision</td><td>Checked</td><td>Approved</td></tr><tr><td>14-Mar-11</td><td>Revision C</td><td>ST</td><td>KL</td></tr><tr><td colspan="2">File: 0001a</td><td></td><td></td></tr><tr><td colspan="2">(Layout:HY/2009/15: CWB - Summary)</td><td></td><td></td></tr></table> | | | | Date | Revision | Checked | Approved | 14-Mar-11 | Revision C | ST | KL | File: 0001a | | | | (Layout:HY/2009/15: CWB - Summary) | | | |
| Date | Revision | Checked | Approved | | | | | | | | | | | | | | | | | | | | | | | | | | | | | | | | | | | | | | | |
| 14-Mar-11 | Revision C | ST | KL | | | | | | | | | | | | | | | | | | | | | | | | | | | | | | | | | | | | | | | |
| File: 0001a | | | | | | | | | | | | | | | | | | | | | | | | | | | | | | | | | | | | | | | | | | |
| (Layout:HY/2009/15: CWB - Summary) | | | | | | | | | | | | | | | | | | | | | | | | | | | | | | | | | | | | | | | | | | |
| China State Construction Engineering (Hong Kong) Ltd. | | | | | | | | | | | | | | | | | | | | | | | | | | | | | | | | | | | | | | | | | | |
| Contract No. HY/2009/15 - Central Wan Chai By Pass - Tunnel | | | | | | | | | | | | | | | | | | | | | | | | | | | | | | | | | | | | | | | | | | |
| (CBTS Section) | | | | | | | | | | | | | | | | | | | | | | | | | | | | | | | | | | | | | | | | | | |
| | | | | | | | | | | | | | | | | | | | | | | | | | | | | | | | | | | | | | | | | | | |

| Activity Name | Original Duration | Planned Start | Planned Finish | 2011 | | | | 2012 | | | | 2013 | | | | 2014 | | | | 2015 | | | | 2016 | | | | |
|---|-------------------|---------------|----------------|------|----|----|----|------|----|----|----|------|----|----|----|------|----|----|----|------|----|----|----|------|----|----|----|----|
| | | | | Q3 | Q4 | Q1 | Q2 | Q3 | Q4 | Q1 | Q2 | Q3 | Q4 | Q1 | Q2 | Q3 | Q4 | Q1 | Q2 | Q3 | Q4 | Q1 | Q2 | | Q3 | Q4 | Q1 | Q2 |
| Rock Excavation | 235d | 25-Apr-12 | 15-Dec-12 | | | | | | | | | | | | | | | | | | | | | | | | | |
| ME4-Diaphragm Wall | 114d | 10-May-12 | 19-Oct-12 | | | | | | | | | | | | | | | | | | | | | | | | | |
| AS Logistics Area for Mined Tunneling Works | 174d | 01-Jun-12 | 07-Feb-13 | | | | | | | | | | | | | | | | | | | | | | | | | |
| ME4-ELS Works | 212d | 01-Jun-12 | 02-Apr-13 | | | | | | | | | | | | | | | | | | | | | | | | | |
| SCL Entrusted Works | 291d | 18-Jul-12 | 08-Sep-13 | | | | | | | | | | | | | | | | | | | | | | | | | |
| Cut & Cover Tunnel Construction (w/o TS4 +) | 111d | 17-Dec-12 | 06-Apr-13 | | | | | | | | | | | | | | | | | | | | | | | | | |
| ME4-RC Structure | 146d | 28-Jan-13 | 21-Aug-13 | | | | | | | | | | | | | | | | | | | | | | | | | |
| OHVD and Cable Trough (Access from TZ5/TPCWAE/TPCWAW) | 180d | 17-Jun-13 | 13-Dec-13 | | | | | | | | | | | | | | | | | | | | | | | | | |
| MINED TUNNEL | | | | | | | | | | | | | | | | | | | | | | | | | | | | |
| CHT Protection Works @ location A, B, C | 342d | 27-Sep-10 | 01-Feb-12 | | | | | | | | | | | | | | | | | | | | | | | | | |
| Tunnel works from West Portal (access from TPCWAE& TZ5) | 418d | 12-Mar-12 | 30-Oct-13 | | | | | | | | | | | | | | | | | | | | | | | | | |
| Tunnel Works from East Portal (Access from TS4 Area) | 214d | 30-Mar-12 | 01-Feb-13 | | | | | | | | | | | | | | | | | | | | | | | | | |
| Tunnel OHVD & Cable Trough | 384d | 02-Dec-13 | 22-May-15 | | | | | | | | | | | | | | | | | | | | | | | | | |
| TPCWAE | | | | | | | | | | | | | | | | | | | | | | | | | | | | |
| Drainage Diversion works along Hung Hing Road (Portion 19) | 176d | 15-Oct-10 | 24-Jun-11 | | | | | | | | | | | | | | | | | | | | | | | | | |
| Diaphragm Wall Construction | 147d | 20-May-11 | 13-Oct-11 | | | | | | | | | | | | | | | | | | | | | | | | | |
| Excavation & Lateral Support, ELS | 421d | 20-May-11 | 13-Jul-12 | | | | | | | | | | | | | | | | | | | | | | | | | |
| Rock Excavation | 206d | 12-Mar-12 | 03-Oct-12 | | | | | | | | | | | | | | | | | | | | | | | | | |
| AS Logistics Area for Mined Tunneling works | 342d | 12-May-12 | 18-Apr-13 | | | | | | | | | | | | | | | | | | | | | | | | | |
| Cut & Cover Tunnel Construction | 130d | 28-Jan-13 | 06-Jun-13 | | | | | | | | | | | | | | | | | | | | | | | | | |
| OHVD and Cable Trough (Access from TZ5/TPCWAW) | 182d | 18-Feb-15 | 18-Aug-15 | | | | | | | | | | | | | | | | | | | | | | | | | |
| TPCWAW & PORTION 11 | | | | | | | | | | | | | | | | | | | | | | | | | | | | |
| Diaphragm Wall Construction + Portion 11 | 222d | 25-Oct-13 | 03-Jun-14 | | | | | | | | | | | | | | | | | | | | | | | | | |
| Excavation & Lateral Support, ELS | 478d | 25-Oct-13 | 14-Feb-15 | | | | | | | | | | | | | | | | | | | | | | | | | |
| Cut & Cover Tunnel Construction | 143d | 30-Dec-14 | 21-May-15 | | | | | | | | | | | | | | | | | | | | | | | | | |
| OHVD and Cable Trough Installation (Access from Portion 11) | 236d | 22-May-15 | 11-Jan-16 | | | | | | | | | | | | | | | | | | | | | | | | | |

<


[illegible]

[illegible]

Data Date: 20-Aug-11
Print Date: 29-Aug-11
DCP3-2

HY/2009/18 Central - Wan Chai Bypass (Central Interchange)

TASK filter: HL





Current Milestone



Level of Effort



Baseline Milestone



Actual Work



Critical Remaining Work



Remaining Work



Project Baseline

Leighton Contractors (Asia) Limited

Programme Update 19 (Apr 2012)

THREE MONTH ROLLING

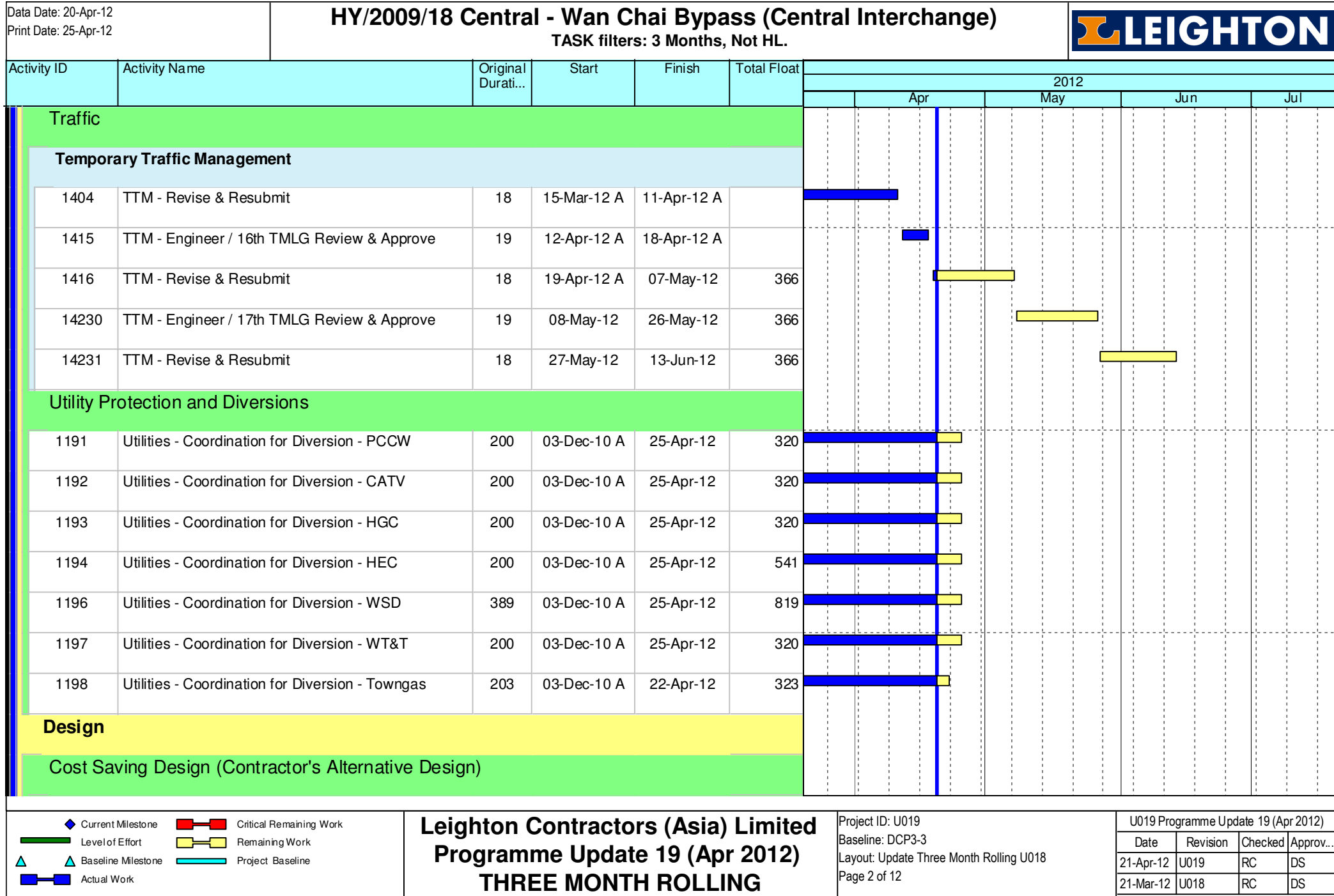
Project ID: U019

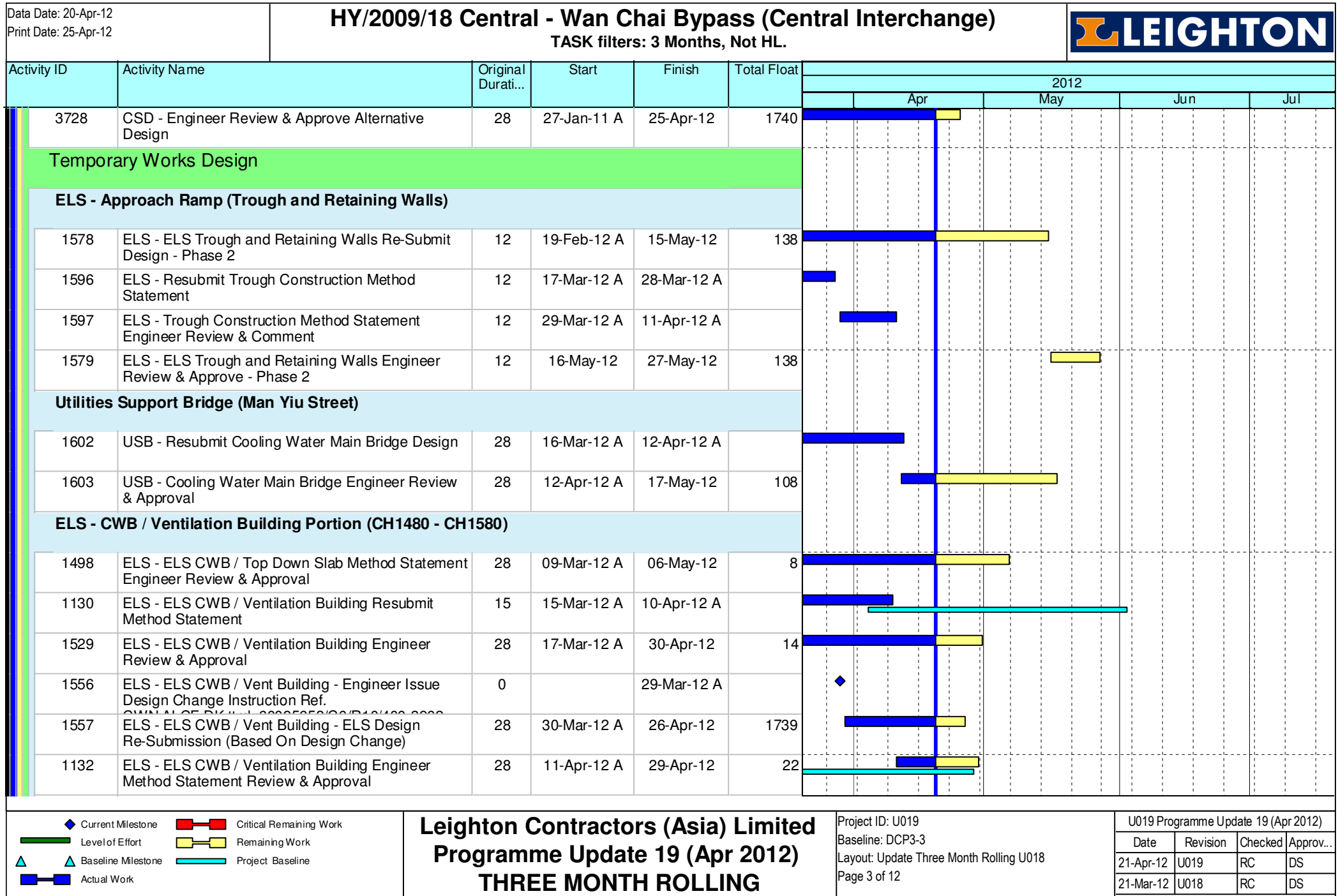
Baseline: DCP3-3

Layout: Update Three Month Rolling U018

Page 1 of 12

| U019 Programme Update 19 (Apr 2012) | | | |
|-------------------------------------|----------|---------|-----------|
| Date | Revision | Checked | Approv... |
| 21-Apr-12 | U019 | RC | DS |
| 21-Mar-12 | U018 | RC | DS |

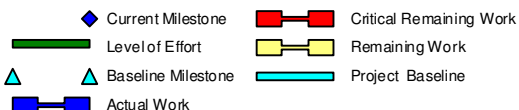
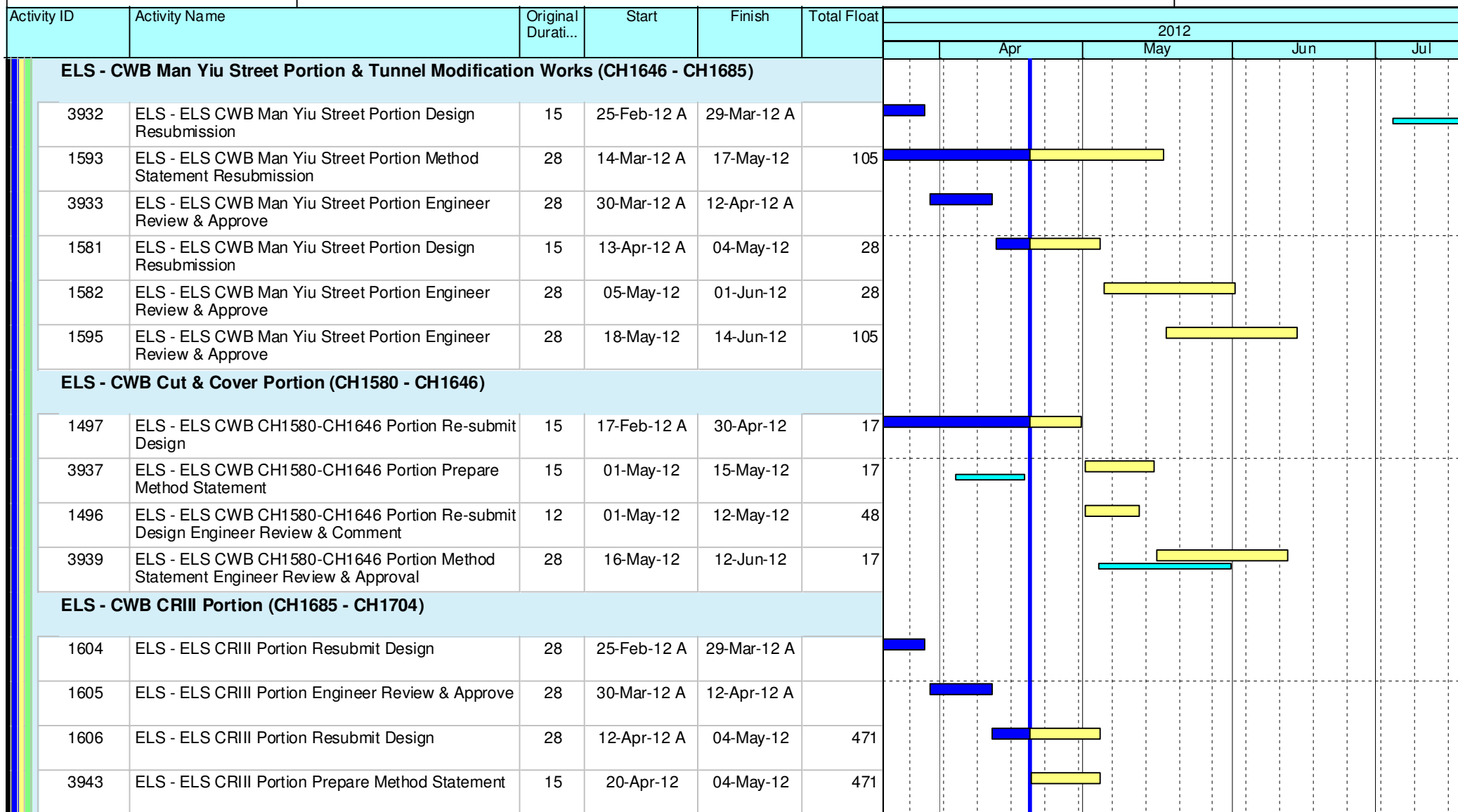




Data Date: 20-Apr-12
Print Date: 25-Apr-12

HY/2009/18 Central - Wan Chai Bypass (Central Interchange)

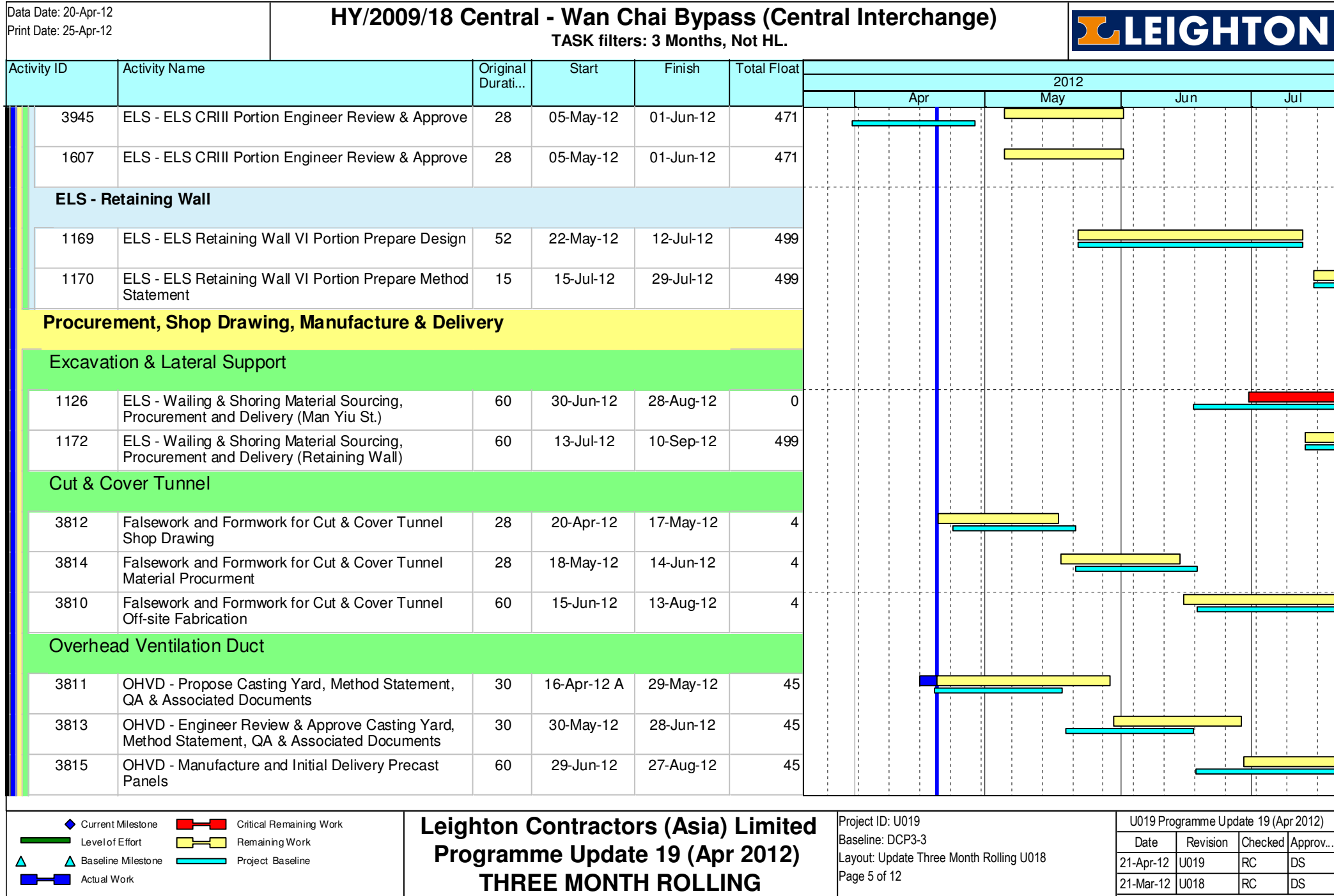
TASK filters: 3 Months, Not HL.

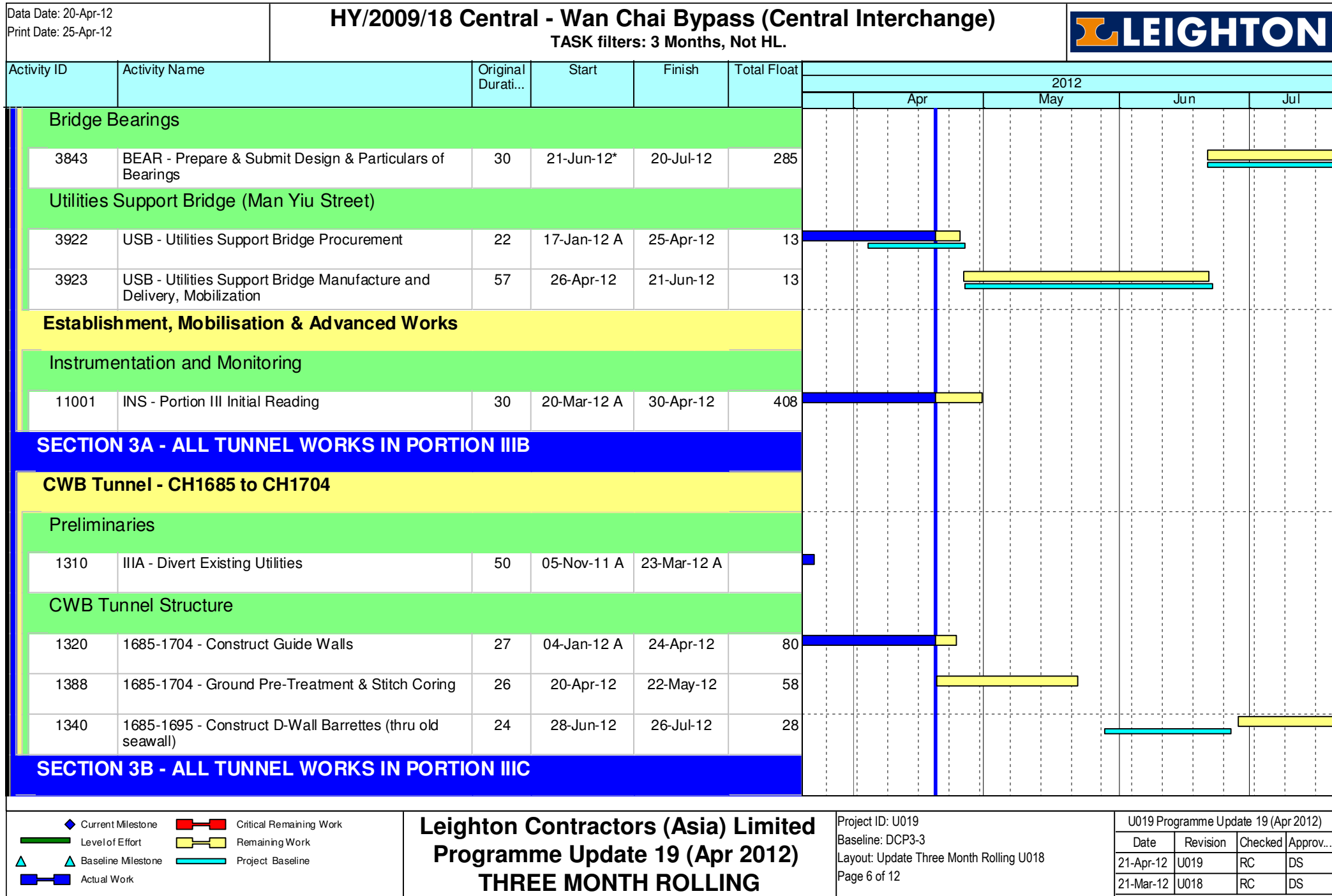


Leighton Contractors (Asia) Limited Programme Update 19 (Apr 2012) THREE MONTH ROLLING

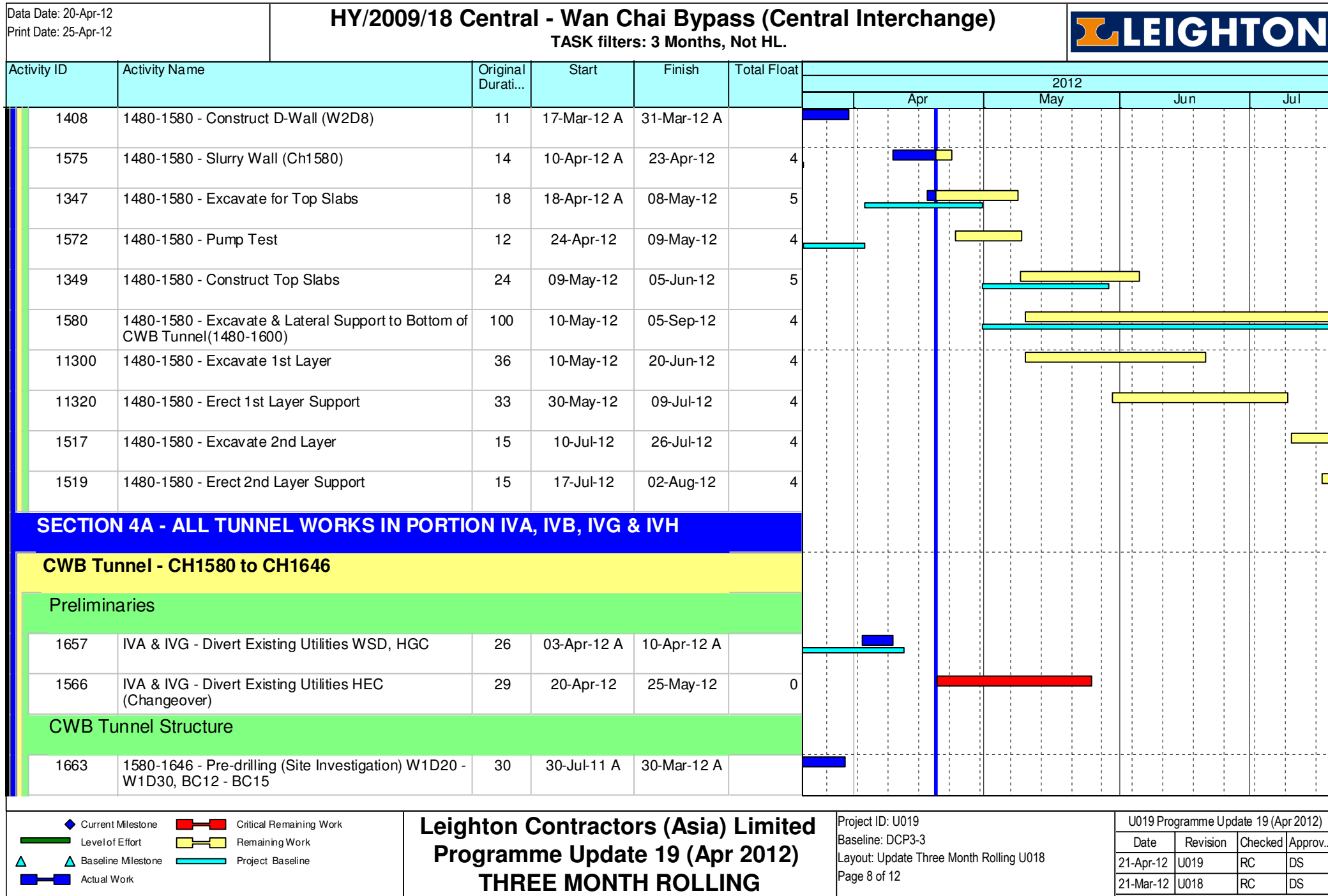
Project ID: U019
Baseline: DCP3-3
Layout: Update Three Month Rolling U018
Page 4 of 12

| U019 Programme Update 19 (Apr 2012) | | | |
|-------------------------------------|----------|---------|-----------|
| Date | Revision | Checked | Approv... |
| 21-Apr-12 | U019 | RC | DS |
| 21-Mar-12 | U018 | RC | DS |





| Activity ID | Activity Name | Original Durati... | Start | Finish | Total Float | 2012 | | | | |
|---|--|--------------------|-------------|-------------|-------------|------|-----|-----|-----|-----|
| | | | | | | | Apr | May | Jun | Jul |
| CWB Tunnel - CH1825 to CH2600 | | | | | | | | | | |
| CWB Tunnel Internal Works | | | | | | | | | | |
| 1368 | 1825-2600 - Access Available via Roof Opening at CH1700 | 0 | | 20-Apr-12 | 38 | | ▲ | ◆ | | |
| 1370 | 2213-2600 - Construct Insitu Roof Kickers | 78 | 20-Apr-12 | 24-Jul-12 | 38 | | | | | |
| SECTION 4B - ALL TUNNEL WORKS IN PORTION IVC, IVD, IVE & IVF | | | | | | | | | | |
| CWB Tunnel - CH1480 to CH1580 | | | | | | | | | | |
| Preliminaries | | | | | | | | | | |
| 1379 | IVC - Temp. Divert Finance St. | 12 | 20-Apr-12 | 05-May-12 | 51 | | | | | |
| 1346 | IVC - Reinstate Drainage along Finance Street (Stage 2) | 26 | 07-May-12 | 05-Jun-12 | 51 | | | | | |
| 1352 | IVC - Reinstate Finance Street (Stage2 Area) | 12 | 06-Jun-12 | 19-Jun-12 | 51 | | | | | |
| CWB Tunnel Structure | | | | | | | | | | |
| 11006 | 1480-1580 - Construct D-Wall / Barrettes (Exclude W2D11) | 74 | 27-Sep-11 A | 20-Mar-12 A | | | | | | |
| 1571 | 1480-1580 - Sonic Test, Interface Core Test & Full Core Test | 24 | 02-Dec-11 A | 24-Apr-12 | 15 | | | | | |
| 1409 | 1480-1580 - Construct D-Wall (W2D11) | 10 | 05-Mar-12 A | 20-Mar-12 A | | | | | | |
| 1468 | 1480-1580 - Construct D-Wall (W2D18) | 10 | 07-Mar-12 A | 20-Mar-12 A | | | | | | |
| 1411 | 1480-1580 - Slurry Wall (Ch1480) | 15 | 08-Mar-12 A | 30-Mar-12 A | | | | | | |
| 1491 | 1480-1580 - Installation of Pump Well | 24 | 09-Mar-12 A | 20-Apr-12 A | | | | | | |



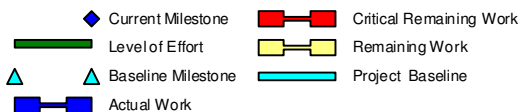
Data Date: 20-Apr-12
Print Date: 25-Apr-12

HY/2009/18 Central - Wan Chai Bypass (Central Interchange)

TASK filters: 3 Months, Not HL.



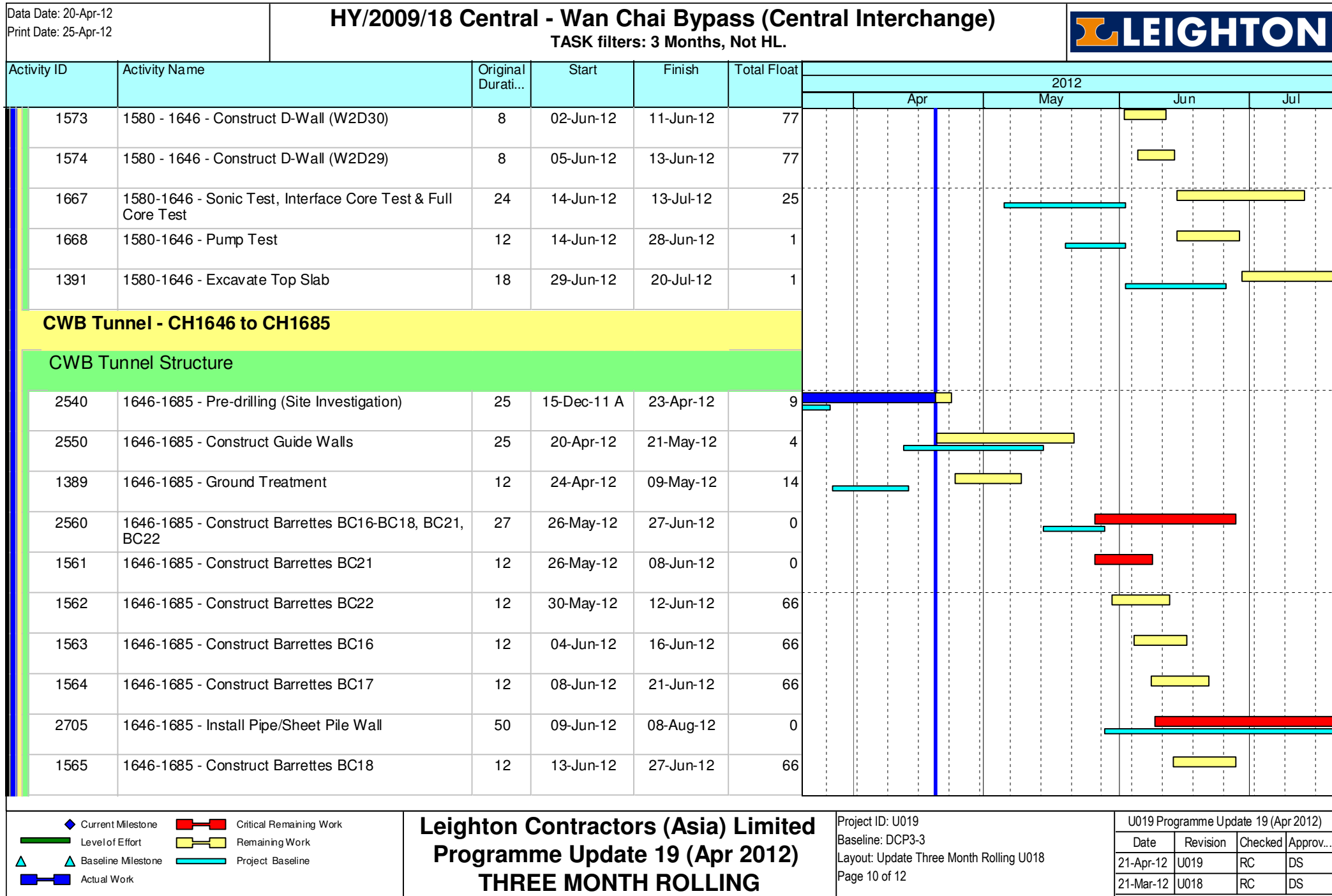
| Activity ID | Activity Name | Original Durati... | Start | Finish | Total Float | 2012 | | | | |
|-------------|---|--------------------|-------------|-------------|-------------|------|-----|-----|-----|-----|
| | | | | | | | | | | |
| | | | | | | | Apr | May | Jun | Jul |
| 1664 | 1580-1646 - Construct Guide Walls W1D20 - W1D30, BC12 - BC15 | 48 | 30-Jul-11 A | 24-Apr-12 | 29 | | | | | |
| 1341 | 1580-1646 - Construct Guide Walls (W2D20 - W2D30) Exclude W2D28 | 18 | 12-Dec-11 A | 24-Apr-12 | 41 | | | | | |
| 1665 | 1580 - 1646 - Construct D-Wall / Barrettes 1600 - 1646 | 46 | 09-Jan-12 A | 13-Jun-12 | 0 | | | | | |
| 1387 | 1580 - 1646 - Construct Utilities Bridges | 26 | 08-Mar-12 A | 02-Apr-12 A | | | | | | |
| 1482 | 1580 - 1646 - Construct D-Wall (W1D24) | 5 | 19-Mar-12 A | 24-Mar-12 A | | | | | | |
| 1487 | 1580 - 1646 - Construct D-Wall (W2D23) | 12 | 20-Mar-12 A | 03-Apr-12 A | | | | | | |
| 1485 | 1580 - 1646 - Construct D-Wall (W2D20) | 6 | 22-Mar-12 A | 28-Mar-12 A | | | | | | |
| 1483 | 1580 - 1646 - Construct D-Wall (W1D23) | 14 | 27-Mar-12 A | 19-Apr-12 A | | | | | | |
| 1488 | 1580 - 1646 - Construct D-Wall (W2D19) | 6 | 29-Mar-12 A | 05-Apr-12 A | | | | | | |
| 1509 | 1580 - 1646 - Construct D-Wall (BC13) | 16 | 29-Mar-12 A | 05-May-12 | 1 | | | | | |
| 1511 | 1580 - 1646 - Construct D-Wall (BC12) | 16 | 11-Apr-12 A | 27-Apr-12 | 6 | | | | | |
| 1515 | 1580 - 1646 - Construct D-Wall (BC11) | 14 | 30-Apr-12 | 16-May-12 | 24 | | | | | |
| 1513 | 1580 - 1646 - Construct D-Wall (BC14) | 12 | 07-May-12 | 19-May-12 | 1 | | | | | |
| 1666 | 1580-1646 - Slurry Wall | 24 | 16-May-12 | 12-Jun-12 | 1 | | | | | |
| 1567 | 1580 - 1646 - Construct D-Wall (W1D30) | 8 | 26-May-12 | 04-Jun-12 | 0 | | | | | |
| 1568 | 1580 - 1646 - Construct D-Wall (W1D28) | 8 | 29-May-12 | 06-Jun-12 | 0 | | | | | |
| 1569 | 1580 - 1646 - Construct D-Wall (W1D29) | 8 | 31-May-12 | 08-Jun-12 | 0 | | | | | |

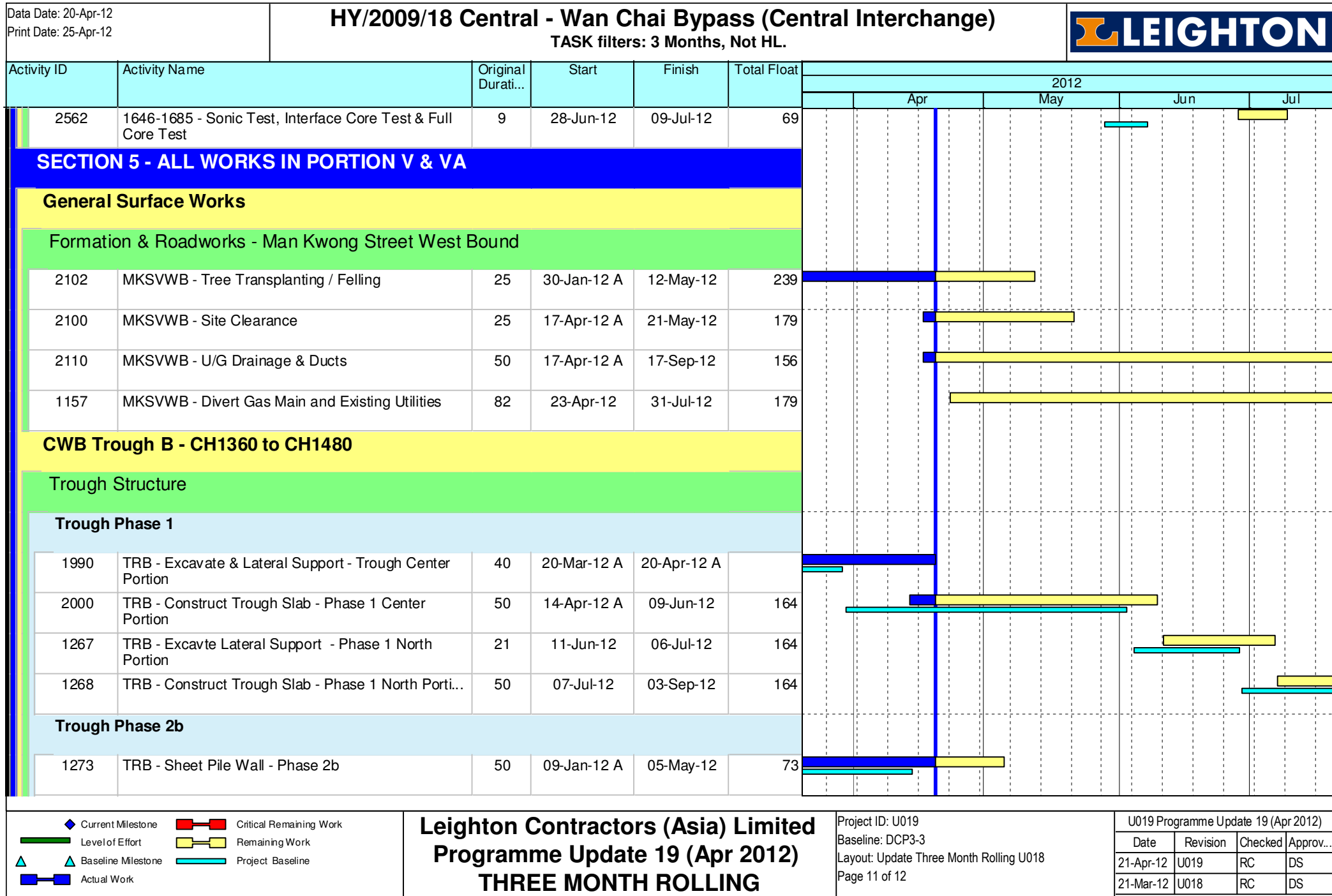


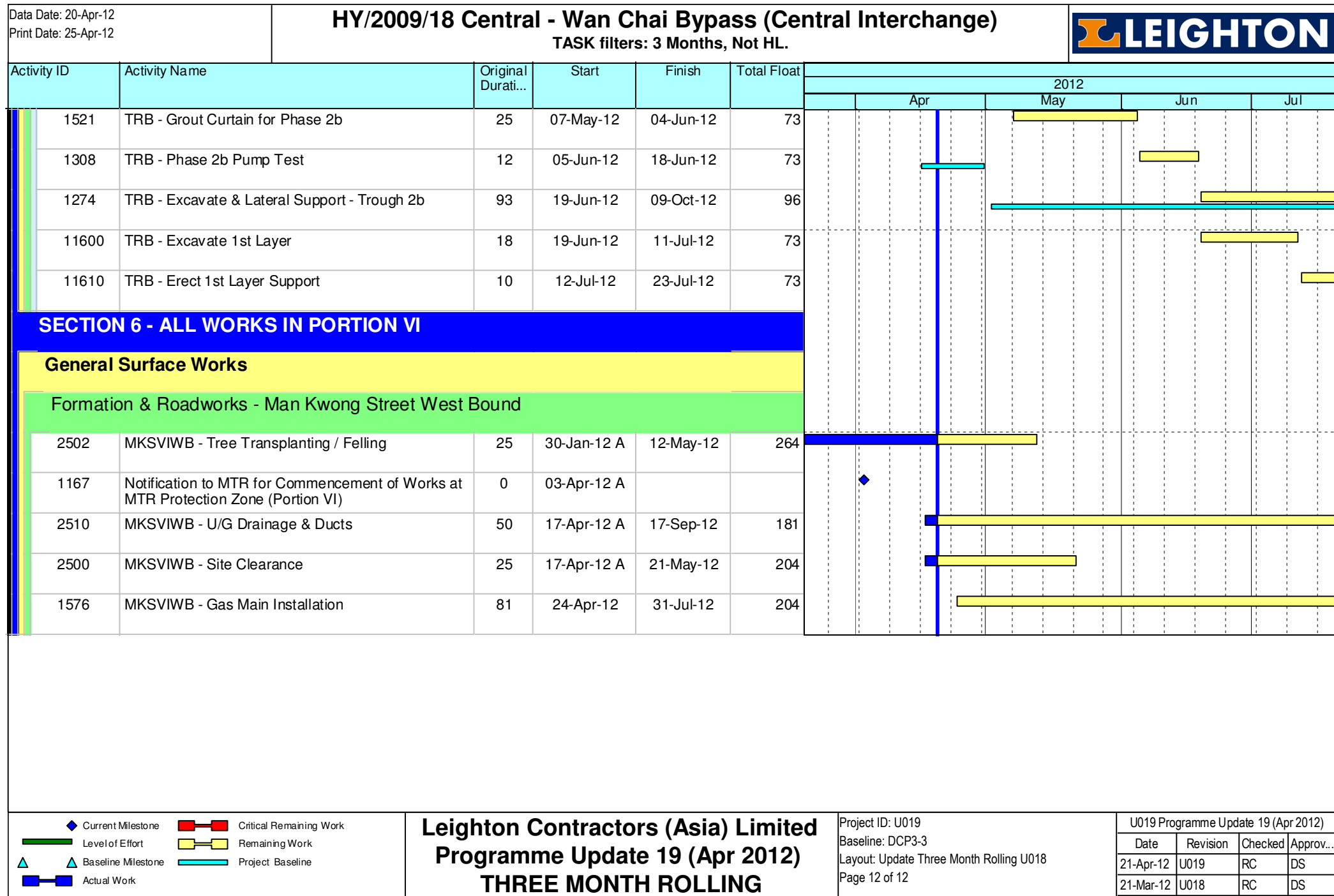
Leighton Contractors (Asia) Limited
Programme Update 19 (Apr 2012)
THREE MONTH ROLLING

Project ID: U019
Baseline: DCP3-3
Layout: Update Three Month Rolling U018
Page 9 of 12

| U019 Programme Update 19 (Apr 2012) | | | |
|-------------------------------------|----------|---------|-----------|
| Date | Revision | Checked | Approv... |
| 21-Apr-12 | U019 | RC | DS |
| 21-Mar-12 | U018 | RC | DS |





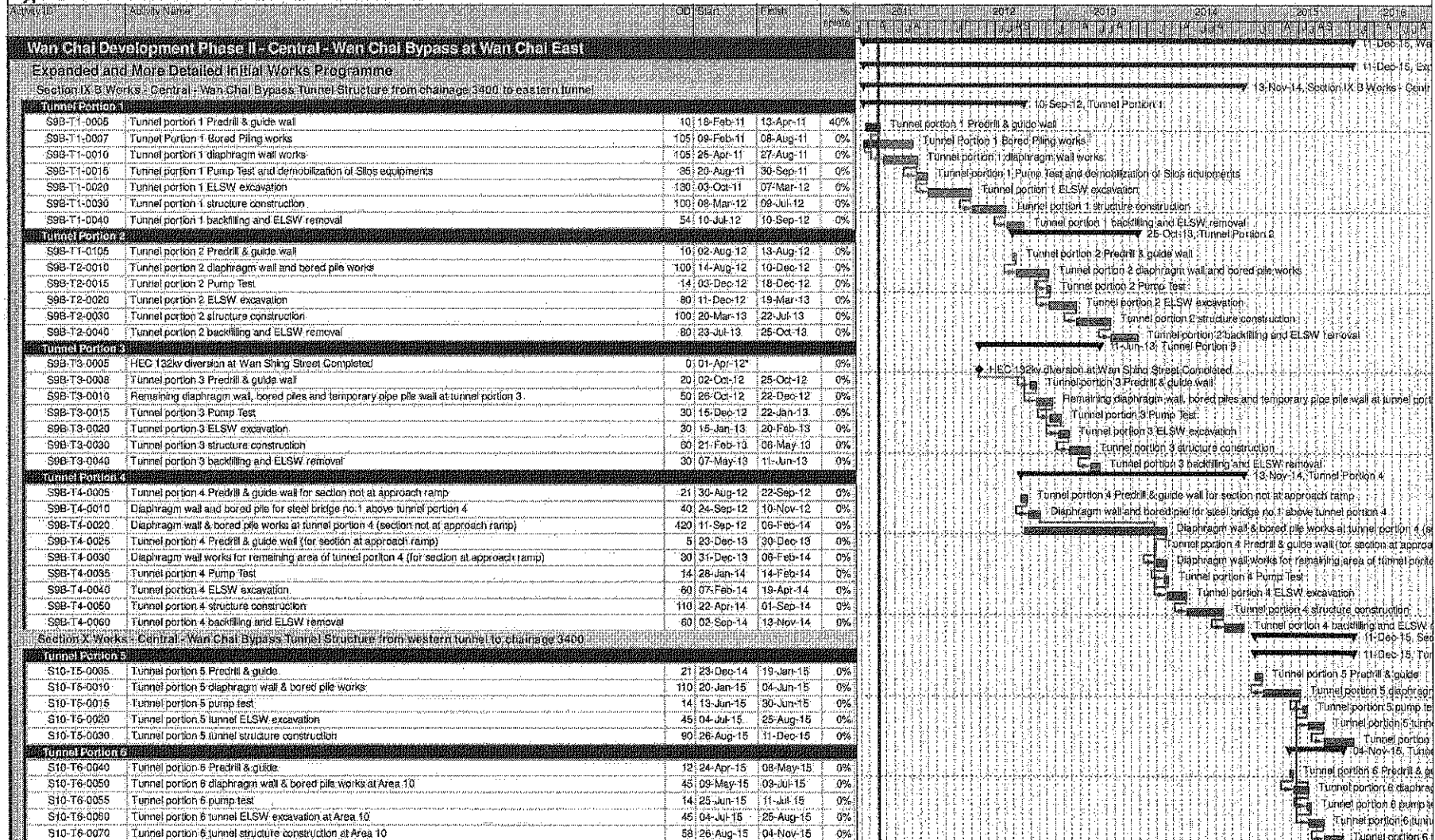


[illegible]

Last Updated on: 6-Aug-2011

Wan Chai Development Phase II - Central - Wan Chai
Bypass at Wan Chai East CONTRACT HK/2009/02

CHUN WO - CRGL JV



| Activity ID | | Activity Name | | Rem Dur | Start | Finish | 2012 | | | | | | | | | | | | | | | | | | | |
|--|--|---------------|--|---------|-------------|-----------|--|----|----|----|----|--|-------|----|----|----|-----|----|----|----|------|----|----|----|---|--|
| | | | | | | | March | | | | | | April | | | | May | | | | June | | | | | |
| | | | | | | | 20 | 27 | 05 | 12 | 19 | 26 | 02 | 09 | 16 | 23 | 30 | 07 | 14 | 21 | 28 | 04 | 11 | 18 | | |
| 3MRP - MAR 2012 to JUN 2012 | | | | | | | | | | | | | | | | | | | | | | | | | | |
| 01 - CONTRACT DATES | | | | | | | | | | | | | | | | | | | | | | | | | | |
| 01.1 - Conditions | | | | | | | | | | | | | | | | | | | | | | | | | | |
| 0110-1100 | PMI for Section 1 of the Works | | | 0 | | 21-Mar-12 | ◆ PMI for Section 1 of the Works | | | | | | | | | | | | | | | | | | | |
| 01.5 - Period of Site Possession for each Portion | | | | | | | | | | | | | | | | | | | | | | | | | | |
| 0150-1000 | Site possession Period Portion VI | | | 2030 | 20-Jan-11 A | 10-Oct-17 | | | | | | | | | | | | | | | | | | | | |
| 0150-1100 | Site Possession Period Portion VIIA | | | 2030 | 04-Aug-11 A | 10-Oct-17 | | | | | | | | | | | | | | | | | | | | |
| 0150-1200 | Site Possession Period Portion VIIB | | | 732 | 04-Aug-11 A | 22-Mar-14 | | | | | | | | | | | | | | | | | | | | |
| 0150-1300 | Site Possession Period Portion VIIC | | | 1169 | 04-Aug-11 A | 02-Jun-15 | | | | | | | | | | | | | | | | | | | | |
| 0150-1400 | Site Possession Period Portion VIID | | | 732 | 04-Aug-11 A | 22-Mar-14 | | | | | | | | | | | | | | | | | | | | |
| 0150-1500 | Site Possession Period Portion XI | | | 622 | 05-Oct-11 A | 03-Dec-13 | | | | | | | | | | | | | | | | | | | | |
| 0150-1700 | Site Possession Period Portion IB | | | 732 | 10-Nov-11 A | 22-Mar-14 | | | | | | | | | | | | | | | | | | | | |
| 0150-1800 | Site Possession Period Portion IC | | | 1169 | 10-Nov-11 A | 02-Jun-15 | | | | | | | | | | | | | | | | | | | | |
| 0150-1900 | Site Possession Period Portion ID | | | 732 | 10-Nov-11 A | 22-Mar-14 | | | | | | | | | | | | | | | | | | | | |
| 0150-2000 | Site Possession Period Portion X | | | 2030 | 10-Nov-11 A | 10-Oct-17 | | | | | | | | | | | | | | | | | | | | |
| 0150-2100 | Site Possession Period Portion III | | | 2030 | 31-Dec-11 A | 10-Oct-17 | | | | | | | | | | | | | | | | | | | | |
| 0150-2200 | Site Possession Period Portion VA | | | 2030 | 31-Dec-11 A | 10-Oct-17 | | | | | | | | | | | | | | | | | | | | |
| 0150-2300 | Site Possession Period Portion VB | | | 976 | 31-Dec-11 A | 21-Nov-14 | | | | | | | | | | | | | | | | | | | | |
| 0150-2400 | Site Possession Period Portion VC | | | 2030 | 31-Dec-11 A | 10-Oct-17 | | | | | | | | | | | | | | | | | | | | |
| 0150-2500 | Site Possession Period Portion VD | | | 1233 | 31-Dec-11 A | 05-Aug-15 | | | | | | | | | | | | | | | | | | | | |
| 02 - PRE-CONSTRUCTION WORKS | | | | | | | | | | | | | | | | | | | | | | | | | | |
| 02.2 - Contractor's Submission | | | | | | | | | | | | | | | | | | | | | | | | | | |
| 0220-1250 | Concrete Ready Mix/Design Mix - Concrete Plant Trials & Approval | | | 8 | 04-Aug-11 A | 28-Mar-12 | Concrete Ready Mix/Design Mix - Concrete Plant Trials & Approval | | | | | | | | | | | | | | | | | | | |
| 0220-1260 | Drainage Pipes & Materials - Submission | | | 7 | 15-Sep-11 A | 27-Mar-12 | Drainage Pipes & Materials - Submission | | | | | | | | | | | | | | | | | | | |
| 0220-1270 | Drainage Pipes & Materials - ER Review/Comment | | | 14 | 28-Mar-12 | 10-Apr-12 | Drainage Pipes & Materials - ER Review/Comment | | | | | | | | | | | | | | | | | | | |
| 0220-1280 | Drainage Pipes & Materials - Resubmission | | | 7 | 11-Apr-12 | 17-Apr-12 | Drainage Pipes & Materials - Resubmission | | | | | | | | | | | | | | | | | | | |
| 0220-1290 | Drainage Pipes & Materials - ER Approval | | | 14 | 18-Apr-12 | 01-May-12 | Drainage Pipes & Materials - ER Approval | | | | | | | | | | | | | | | | | | | |
| 0220-1300 | Drainage Pipes & Materials - Procurement & Delivery | | | 14 | 25-Apr-12 | 08-May-12 | Drainage Pipes & Materials - Procurement & Delivery | | | | | | | | | | | | | | | | | | | |
| 0220-1360 | Tunnel Structures Materials - Submission | | | 28 | 21-Mar-12 | 17-Apr-12 | Tunnel Structures Materials - Submission | | | | | | | | | | | | | | | | | | | |
| 0220-1370 | Tunnel Structures Materials - ER Review/Comment | | | 28 | 18-Apr-12 | 15-May-12 | Tunnel Structures Materials - ER Review/Comment | | | | | | | | | | | | | | | | | | | |
| 0220-1380 | Tunnel Structures Materials - Resubmission | | | 14 | 16-May-12 | 29-May-12 | Tunnel Structures Materials - Resubmission | | | | | | | | | | | | | | | | | | | |
| 0220-1390 | Tunnel Structures Materials - ER Approval | | | 21 | 30-May-12 | 19-Jun-12 | Tunnel Structures Materials - ER Approval | | | | | | | | | | | | | | | | | | | |
| 0220-1460 | Bridge Bearing - Submission | | | 15 | 10-Oct-11 A | 04-Apr-12 | Bridge Bearing - Submission | | | | | | | | | | | | | | | | | | | |
| 0220-1470 | Bridge Bearing - ER Review/Comment | | | 28 | 05-Apr-12 | 02-May-12 | Bridge Bearing - ER Review/Comment | | | | | | | | | | | | | | | | | | | |
| 0220-1480 | Bridge Bearing - Resubmission | | | 14 | 03-May-12 | 16-May-12 | Bridge Bearing - Resubmission | | | | | | | | | | | | | | | | | | | |
| 0220-1490 | Bridge Bearing - ER Approval | | | 28 | 17-May-12 | 13-Jun-12 | Bridge Bearing - ER Approval | | | | | | | | | | | | | | | | | | | |
| 02.3 - Method Statement / Shop Drawings | | | | | | | | | | | | | | | | | | | | | | | | | | |
| 0230-1131 | MS Marine Piling - Submission (low headroom) | | | 28 | 21-Mar-12 | 17-Apr-12 | MS Marine Piling - Submission (low headroom) | | | | | | | | | | | | | | | | | | | |
| 0230-1132 | MS Marine Piling - ER Review & Comment (low headroom) | | | 28 | 18-Apr-12 | 15-May-12 | MS Marine Piling - ER Review & Comment (low headroom) | | | | | | | | | | | | | | | | | | | |
| 0230-1133 | MS Marine Piling - Resubmission (low headroom) | | | 28 | 16-May-12 | 12-Jun-12 | MS Marine Piling - Resubmission (low headroom) | | | | | | | | | | | | | | | | | | | |
| 0230-1260 | MS Cut & Cover Tunnel - Submission | | | 28 | 21-Mar-12 | 17-Apr-12 | MS Cut & Cover Tunnel - Submission | | | | | | | | | | | | | | | | | | | |
| 0230-1270 | MS Cut & Cover Tunnel - ER Review & Comment | | | 28 | 18-Apr-12 | 15-May-12 | MS Cut & Cover Tunnel - ER Review & Comment | | | | | | | | | | | | | | | | | | | |
| 0230-1280 | MS Cut & Cover Tunnel - Resubmission | | | 28 | 16-May-12 | 12-Jun-12 | MS Cut & Cover Tunnel - Resubmission | | | | | | | | | | | | | | | | | | | |
| 0230-1340 | MS Pre-cast Segment Bridge - Submission | | | 28 | 01-Apr-12 | 28-Apr-12 | MS Pre-cast Segment Bridge - Submission | | | | | | | | | | | | | | | | | | | |
| | | | | | | | | | | | | | | | | | | | | | | | | | | |
| <div><div></div> Remaining Level of Effort</div> <div><div></div> Actual Level of Effort</div> <div><div></div> Actual Work</div> <div><div></div> Remaining Work</div> <div><div></div> Critical Remaining Work</div> <div><div>◆</div> Milestone</div> | | | | | | | | | | | | <div>Contract HY/2009/19</div> <div>Three Month Rolling Programme (21 MAR 2012 to 20 JUN 2012)</div> | | | | | | | | | | | | | <div>3MRP</div> <div>3MRP - MAR 2012 to JUN 2012</div> <div>Page 1 of 7</div> | |

| Activity ID | Activity Name | Rem Dur | Start | Finish | 2012 | | | | | | | | | | | | | | | | | |
|--|--|---------|-------------|-------------|---|----|----|----|----|-------|----|----|----|----|-----|----|----|----|------|----|----|----|
| | | | | | March | | | | | April | | | | | May | | | | June | | | |
| | | | | | 20 | 27 | 05 | 12 | 19 | 26 | 02 | 09 | 16 | 23 | 30 | 07 | 14 | 21 | 28 | 04 | 11 | 18 |
| 0410-1020 | Utility Coordination and Liaison | 48 | 23-Mar-12 | 23-May-12 | Utility Coordination and Liaison | | | | | | | | | | | | | | | | | |
| 0410-1030 | Setting Out and Utility Detection & Protection at Portion XI | 18 | 06-Jun-12 | 28-Jun-12 | | | | | | | | | | | | | | | | | | |
| 05 - SECTION 2 & 2A OF THE WORKS | | | | | | | | | | | | | | | | | | | | | | |
| 05.2 - Cut & Cover Tunnel Ch 4932-5149 | | | | | | | | | | | | | | | | | | | | | | |
| 05.2.1 - D-Wall Construction | | | | | | | | | | | | | | | | | | | | | | |
| 0521-1710.05 | D-wall Panel N106 (6m - 441cu.m) | 9 | 22-Mar-12 | 31-Mar-12 | D-wall Panel N106 (6m - 441cu.m) | | | | | | | | | | | | | | | | | |
| 0521-1710.10 | D-wall Panel N105 (4.8m - 354cu.m) | 1 | 07-Mar-12 A | 21-Mar-12 | D-wall Panel N105 (4.8m - 354cu.m) | | | | | | | | | | | | | | | | | |
| 0521-1710.15 | D-wall Panel N104 (3.4m - 257cu.m) | 0 | 18-Feb-12 A | 05-Mar-12 A | D-wall Panel N104 (3.4m - 257cu.m) | | | | | | | | | | | | | | | | | |
| 0521-1710.60 | D-wall Panel N95 (6m - 492cu.m) | 0 | 03-Feb-12 A | 27-Feb-12 A | D-wall Panel N95 (6m - 492cu.m) | | | | | | | | | | | | | | | | | |
| 0521-1750.05 | D-wall Panel N94 (6m - 497cu.m) | 0 | 28-Feb-12 A | 12-Mar-12 A | D-wall Panel N94 (6m - 497cu.m) | | | | | | | | | | | | | | | | | |
| 0521-1750.10 | D-wall Panel N93 (6m - 501cu.m) | 7 | 14-Mar-12 A | 28-Mar-12 | D-wall Panel N93 (6m - 501cu.m) | | | | | | | | | | | | | | | | | |
| 0521-1750.20 | D-wall Panel N91 (6m - 472cu.m) | 0 | 07-Feb-12 A | 22-Feb-12 A | D-wall Panel N91 (6m - 472cu.m) | | | | | | | | | | | | | | | | | |
| 0521-1750.50 | D-wall Panel N85 (6m - 507cu.m) | 0 | 13-Feb-12 A | 29-Feb-12 A | D-wall Panel N85 (6m - 507cu.m) | | | | | | | | | | | | | | | | | |
| 0521-1790.10 | D-wall Panel N74 (6m - 562cu.m) | 10 | 16-Apr-12* | 26-Apr-12 | D-wall Panel N74 (6m - 562cu.m) | | | | | | | | | | | | | | | | | |
| 0521-1790.15 | D-wall Panel N75 (6m - 554cu.m) | 5 | 12-Mar-12 A | 26-Mar-12 | D-wall Panel N75 (6m - 554cu.m) | | | | | | | | | | | | | | | | | |
| 0521-1790.20 | D-wall Panel N76 (6m - 585cu.m) | 0 | 23-Feb-12 A | 09-Mar-12 A | D-wall Panel N76 (6m - 585cu.m) | | | | | | | | | | | | | | | | | |
| 0521-1795.25 | D-wall Panel N80 (6m - 537cu.m) | 0 | 08-Feb-12 A | 16-Mar-12 A | D-wall Panel N80 (6m - 537cu.m) | | | | | | | | | | | | | | | | | |
| 0521-1800.20 | D-wall N65-N70 Pre-drilling (6 nos. - 1 rig@6d/hole) | 36 | 02-Apr-12* | 17-May-12 | D-wall N65-N70 Pre-drilling (6 nos. - 1 rig@6d/hole) | | | | | | | | | | | | | | | | | |
| 0521-1810 | D-wall N59-N70 Grouting for Existing Seawall Rubble Mound | 18 | 18-May-12 | 07-Jun-12 | D-wall N59-N70 Grouting for Existing Seawall Rubble Mound | | | | | | | | | | | | | | | | | |
| 0521-1820 | D-wall N59-N70 Guide Wall | 18 | 08-Jun-12 | 29-Jun-12 | D-wall N59-N70 Guide Wall | | | | | | | | | | | | | | | | | |
| 0521-1840 | D-wall N52-N58 Pre-drilling (7 nos@6d - 2 rig) | 42 | 18-May-12 | 07-Jul-12 | D-wall N52-N58 Pre-drilling (7 nos@6d - 2 rig) | | | | | | | | | | | | | | | | | |
| 0521-1990.02 | D-wall South Panel (02) S103 (6m - 484cu.m) | 0 | 10-Feb-12 A | 24-Feb-12 A | D-wall South Panel (02) S103 (6m - 484cu.m) | | | | | | | | | | | | | | | | | |
| 0521-1990.03 | D-wall South Panel (03) S109 (6m - 455cu.m) | 0 | 18-Feb-12 A | 03-Mar-12 A | D-wall South Panel (03) S109 (6m - 455cu.m) | | | | | | | | | | | | | | | | | |
| 0521-1990.04 | D-wall South Panel (04) S97 | 0 | 27-Feb-12 A | 10-Mar-12 A | D-wall South Panel (04) S97 | | | | | | | | | | | | | | | | | |
| 0521-1990.05 | D-wall South Panel (05) S102 (5.96m - 483 cu.m) | 0 | 27-Feb-12 A | 14-Mar-12 A | D-wall South Panel (05) S102 (5.96m - 483 cu.m) | | | | | | | | | | | | | | | | | |
| 0521-1990.06 | D-wall South Panel (06) S104 (6m - 481cu.m) | 0 | 08-Mar-12 A | 19-Mar-12 A | D-wall South Panel (06) S104 (6m - 481cu.m) | | | | | | | | | | | | | | | | | |
| 0521-1990.07 | D-wall South Panel (07) S96 | 5 | 12-Mar-12 A | 26-Mar-12 | D-wall South Panel (07) S96 | | | | | | | | | | | | | | | | | |
| 0521-1990.08 | D-wall South Panel (08) S101 (6m 489cu.m) | 9 | 17-Mar-12 A | 30-Mar-12 | D-wall South Panel (08) S101 (6m 489cu.m) | | | | | | | | | | | | | | | | | |
| 0521-1990.09 | D-wall South Panel (10) S111 (7.65m - 575cu.m) | 13 | 20-Mar-12 A | 05-Apr-12 | D-wall South Panel (10) S111 (7.65m - 575cu.m) | | | | | | | | | | | | | | | | | |
| 0521-1990.10 | D-wall South Panel S98 | 10 | 31-Mar-12 | 14-Apr-12 | D-wall South Panel S98 | | | | | | | | | | | | | | | | | |
| 0521-1990.11 | D-wall South Panel S105 | 10 | 11-Apr-12 | 21-Apr-12 | D-wall South Panel S105 | | | | | | | | | | | | | | | | | |
| 0521-1990.12 | D-wall South Panel S100 | 10 | 18-Apr-12 | 28-Apr-12 | D-wall South Panel S100 | | | | | | | | | | | | | | | | | |
| 0521-1990.13 | D-wall South Panel S95 | 10 | 25-Apr-12 | 07-May-12 | D-wall South Panel S95 | | | | | | | | | | | | | | | | | |
| 0521-1990.14 | D-wall South Panel S112 | 10 | 03-May-12 | 14-May-12 | D-wall South Panel S112 | | | | | | | | | | | | | | | | | |
| 0521-1990.15 | D-wall South Panel S106 | 10 | 10-May-12 | 21-May-12 | D-wall South Panel S106 | | | | | | | | | | | | | | | | | |
| 0521-1990.16 | D-wall South Panel S113 | 10 | 17-May-12 | 28-May-12 | D-wall South Panel S113 | | | | | | | | | | | | | | | | | |
| 0521-1990.17 | D-wall South Panel S107 | 10 | 24-May-12 | 04-Jun-12 | D-wall South Panel S107 | | | | | | | | | | | | | | | | | |
| 0521-1990.18 | D-wall South Panel S87 | 8 | 19-Mar-12 A | 29-Mar-12 | D-wall South Panel S87 | | | | | | | | | | | | | | | | | |
| 0521-1990.19 | D-wall South Panel S91 | 10 | 26-Mar-12 | 07-Apr-12 | D-wall South Panel S91 | | | | | | | | | | | | | | | | | |
| 0521-1990.20 | D-wall South Panel S83 | 10 | 02-Apr-12 | 16-Apr-12 | D-wall South Panel S83 | | | | | | | | | | | | | | | | | |
| 0521-1990.21 | D-wall South Panel S92 | 10 | 12-Apr-12 | 23-Apr-12 | D-wall South Panel S92 | | | | | | | | | | | | | | | | | |
| 0521-1990.22 | D-wall South Panel S86 | 10 | 19-Apr-12 | 30-Apr-12 | D-wall South Panel S86 | | | | | | | | | | | | | | | | | |
| 0521-1990.23 | D-wall South Panel S90 | 10 | 26-Apr-12 | 08-May-12 | D-wall South Panel S90 | | | | | | | | | | | | | | | | | |
| 0521-1990.24 | D-wall South Panel S82 | 10 | 04-May-12 | 15-May-12 | D-wall South Panel S82 | | | | | | | | | | | | | | | | | |

Remaining Level of Effort

Actual Level of Effort

</

| Activity ID | Activity Name | Rem Dur | Start | Finish | 2012 | | | | | | | | | | | | | | | | | | | | | | | |
|--|---|---------|-------------|-------------|---|----|----|----|----|----|-------|----|----|----|----|----|-----|----|----|----|----|----|------|--|--|--|--|--|
| | | | | | March | | | | | | April | | | | | | May | | | | | | June | | | | | |
| | | | | | 20 | 27 | 05 | 12 | 19 | 26 | 02 | 09 | 16 | 23 | 30 | 07 | 14 | 21 | 28 | 04 | 11 | 18 | | | | | | |
| 0523-2398 | Prepare & Submnit Documents as per ETWB TCW No. 15/2005 | 21 | 21-Jan-12 A | 17-Apr-12 | Prepare & Submnit Documents as per ETWB TCW No. 15/2005 | | | | | | | | | | | | | | | | | | | | | | | |
| 05.3 - Box Culvert T1 | | | | | | | | | | | | | | | | | | | | | | | | | | | | |
| 0530-3000 | Bay 5 Box Culvert Construction | 0 | 20-Jan-12 A | 14-Mar-12 A | Bay 5 Box Culvert Construction | | | | | | | | | | | | | | | | | | | | | | | |
| 0530-3010 | Bay 5 Road Reinstatement | 7 | 28-Mar-12 | 07-Apr-12 | Bay 5 Road Reinstatement | | | | | | | | | | | | | | | | | | | | | | | |
| 0530-3020 | Implement Watson Road TTM Stage 2 | 3 | 21-May-12 | 23-May-12 | Implement Watson Road TTM Stage 2 | | | | | | | | | | | | | | | | | | | | | | | |
| 0530-3030 | Bay 1-3 Site Clearance/Formation | 3 | 24-May-12 | 26-May-12 | Bay 1-3 Site Clearance/Formation | | | | | | | | | | | | | | | | | | | | | | | |
| 0530-3040 | Bay 1-3 Trench excavation | 36 | 28-May-12 | 10-Jul-12 | | | | | | | | | | | | | | | | | | | | | | | | |
| 0530-3080 | Bay 6A Box Culvert Construction | 6 | 01-Mar-12 A | 28-Mar-12 | Bay 6A Box Culvert Construction | | | | | | | | | | | | | | | | | | | | | | | |
| 0530-3090 | Construct Box Culvert Across Tunnel | 48 | 12-May-12 | 09-Jul-12 | | | | | | | | | | | | | | | | | | | | | | | | |
| 0530-3111 | Bay 9 - Sheet Piling Works | 12 | 15-Oct-11 A | 11-May-12 | Bay 9 - Sheet Piling Works | | | | | | | | | | | | | | | | | | | | | | | |
| 0530-3113 | Bay 9 - Excavation | 12 | 12-May-12 | 25-May-12 | Bay 9 - Excavation | | | | | | | | | | | | | | | | | | | | | | | |
| 0530-3114 | Bay 9 - Box Culvert/Outfall Construction | 48 | 26-May-12 | 23-Jul-12 | | | | | | | | | | | | | | | | | | | | | | | | |
| 0530-3200 | Storm Drainage 1500 Dia. Within Portion X (FEHD) | 60 | 21-May-12 | 31-Jul-12 | | | | | | | | | | | | | | | | | | | | | | | | |
| 10 - SECTION X OF THE WORKS | | | | | | | | | | | | | | | | | | | | | | | | | | | | |
| 10.1 - E/B Bridges (Bridge D, E and F) | | | | | | | | | | | | | | | | | | | | | | | | | | | | |
| 10.1.1 - Marine Pier Construction | | | | | | | | | | | | | | | | | | | | | | | | | | | | |
| Pier F03 to F15 | | | | | | | | | | | | | | | | | | | | | | | | | | | | |
| 1011-1590 | Erect marine piling platform pier F9 | 9 | 10-Jan-12 A | 30-Mar-12 | Erect marine piling platform pier F9 | | | | | | | | | | | | | | | | | | | | | | | |
| 1011-1600 | Erect marine piling platform pier F10 | 9 | 10-Jan-12 A | 13-Apr-12 | Erect marine piling platform pier F10 | | | | | | | | | | | | | | | | | | | | | | | |
| 1011-1610 | Erect marine piling platform pier F11 | 0 | 20-Oct-11 A | 12-Mar-12 A | Erect marine piling platform pier F11 | | | | | | | | | | | | | | | | | | | | | | | |
| 1011-1620 | Erect marine piling platform pier F12 | 0 | 26-Oct-11 A | 07-Mar-12 A | Erect marine piling platform pier F12 | | | | | | | | | | | | | | | | | | | | | | | |
| 1011-1630 | Erect marine piling platform pier F13 | 0 | 01-Nov-11 A | 29-Feb-12 A | Erect marine piling platform pier F13 | | | | | | | | | | | | | | | | | | | | | | | |
| 1011-1640 | Erect marine piling platform pier F14 | 0 | 08-Nov-11 A | 29-Feb-12 A | Erect marine piling platform pier F14 | | | | | | | | | | | | | | | | | | | | | | | |
| 1011-1750.10 | Pier F3 Dolphin Socketed H-Pile 1 | 9 | 18-May-12 | 29-May-12 | Pier F3 Dolphin Socketed H-Pile 1 | | | | | | | | | | | | | | | | | | | | | | | |
| 1011-1750.20 | Pier F3 Dolphin Socketed H-Pile 1 | 9 | 29-May-12 | 08-Jun-12 | Pier F3 Dolphin | | | | | | | | | | | | | | | | | | | | | | | |
| 1011-1750.30 | Pier F3 Dolphin Socketed H-Pile 1 | 9 | 08-Jun-12 | 19-Jun-12 | | | | | | | | | | | | | | | | | | | | | | | | |
| 1011-1760.40 | Pier F3 Marine Bore Pile - F3-3 | 0 | 20-Feb-12 A | 07-Mar-12 A | Pier F3 Marine Bore Pile - F3-3 | | | | | | | | | | | | | | | | | | | | | | | |
| 1011-1760.50 | Pier F3 Marine Bore Pile - F3-2 | 4 | 08-Mar-12 A | 26-Mar-12 | Pier F3 Marine Bore Pile - F3-2 | | | | | | | | | | | | | | | | | | | | | | | |
| 1011-1760.60 | Pier F3 Marine Bore Pile - F3-6 | 14 | 26-Mar-12 | 14-Apr-12 | Pier F3 Marine Bore Pile - F3-6 | | | | | | | | | | | | | | | | | | | | | | | |
| 1011-1760.70 | Pier F3 Marine Bore Pile - F3-5 | 14 | 14-Apr-12 | 02-May-12 | Pier F3 Marine Bore Pile - F3-5 | | | | | | | | | | | | | | | | | | | | | | | |
| 1011-1760.80 | Pier F3 Marine Bore Pile - F3-1 | 14 | 02-May-12 | 18-May-12 | Pier F3 Marine Bore Pile - F3-1 | | | | | | | | | | | | | | | | | | | | | | | |
| 1011-1780 | Pier F11 Marine Bored Pile | 18 | 18-May-12 | 08-Jun-12 | Pier F11 Marine | | | | | | | | | | | | | | | | | | | | | | | |
| 1011-1782.10 | Pier F14 Dolphin Socketed H-Pile 1 | 7 | 12-Apr-12 | 19-Apr-12 | Pier F14 Dolphin Socketed H-Pile 1 | | | | | | | | | | | | | | | | | | | | | | | |
| 1011-1782.20 | Pier F14 Dolphin Socketed H-Pile 2 | 7 | 21-Apr-12 | 28-Apr-12 | Pier F14 Dolphin Socketed H-Pile 2 | | | | | | | | | | | | | | | | | | | | | | | |
| 1011-1782.30 | Pier F14 Dolphin Socketed H-Pile 3 | 7 | 02-May-12 | 09-May-12 | Pier F14 Dolphin Socketed H-Pile 3 | | | | | | | | | | | | | | | | | | | | | | | |
| 1011-1782.40 | Pier F14 Dolphin Socketed H-Pile 4 | 7 | 11-May-12 | 18-May-12 | Pier F14 Dolphin Socketed H-Pile 4 | | | | | | | | | | | | | | | | | | | | | | | |
| 1011-1782.50 | Pier F14 Dolphin Socketed H-Pile 5 | 7 | 21-May-12 | 28-May-12 | Pier F14 Dolphin Socketed H-Pile 5 | | | | | | | | | | | | | | | | | | | | | | | |
| 1011-1782.60 | Pier F14 Dolphin Socketed H-Pile 6 | 7 | 30-May-12 | 06-Jun-12 | Pier F14 Dolphin | | | | | | | | | | | | | | | | | | | | | | | |
| 1011-1790.10 | Pier F6 Dolphin Socketed H-Pile 1 | 7 | 07-Jun-12 | 14-Jun-12 | Pier F6 | | | | | | | | | | | | | | | | | | | | | | | |
| 1011-1800.20 | Pier F6 Marine Bore Pile - F6-3 | 0 | 07-Jan-12 A | 25-Feb-12 A | Pier F6 Marine Bore Pile - F6-3 | | | | | | | | | | | | | | | | | | | | | | | |
| 1011-1800.30 | Pier F6 Marine Bore Pile - F6-4 | 4 | 28-Feb-12 A | 24-Mar-12 | Pier F6 Marine Bore Pile - F6-4 | | | | | | | | | | | | | | | | | | | | | | | |
| 1011-1800.40 | Pier F6 Marine Bore Pile - F6-1 | 14 | 26-Mar-12 | 14-Apr-12 | Pier F6 Marine Bore Pile - F6-1 | | | | | | | | | | | | | | | | | | | | | | | |
| 1011-1805 | Pier F9 Marine Bored Pile | 18 | 08-Jun-12 | 30-Jun-12 | | | | | | | | | | | | | | | | | | | | | | | | |
| 1011-1806 | Pier F9 Marine Bored Pile (Low Headroom) | 28 | 16-Apr-12* | 18-May-12 | Pier F9 Marine Bored Pile (Low Headroom) | | | | | | | | | | | | | | | | | | | | | | | |
| | | | | | | | | | | | | | | | | | | | | | | | | | | | | |
| | | | | | | | | | | | | | | | | | | | | | | | | | | | | |
| | | | | | | | | | | | | | | | | | | | | | | | | | | | | |
| | | | | | | | | | | | | | | | | | | | | | | | | | | | | |
| | | | | | | | | | | | | | | | | | | | | | | | | | | | | |
| | | | | | | | | | | | | | | | | | | | | | | | | | | | | |
| | | | | | | | | | | | | | | | | | | | | | | | | | | | | |
| | | | | | | | | | | | | | | | | | | | | | | | | | | | | |
| | | | | | | | | | | | | | | | | | | | | | | | | | | | | |
| | | | | | | | | | | | | | | | | | | | | | | | | | | | | |
| | | | | | | | | | | | | | | | | | | | | | | | | | | | | |
| | | | | | | | | | | | | | | | | | | | | | | | | | | | | |
| | | | | | | | | | | | | | | | | | | | | | | | | | | | | |
| | | | | | | | | | | | | | | | | | | | | | | | | | | | | |
| | | | | | | | | | | | | | | | | | | | | | | | | | | | | |
| | | | | | | | | | | | | | | | | | | | | | | | | | | | | |
| | | | | | | | | | | | | | | | | | | | | | | | | | | | | |
| | | | | | | | | | | | | | | | | | | | | | | | | | | | | |
| | | | | | | | | | | | | | | | | | | | | | | | | | | | | |
| | | | | | | | | | | | | | | | | | | | | | | | | | | | | |
| | | | | | | | | | | | | | | | | | | | | | | | | | | | | |
| | | | | | | | | | | | | | | | | | | | | | | | | | | | | |
| | | | | | | | | | | | | | | | | | | | | | | | | | | | | |
| | | | | | | | | | | | | | | | | | | | | | | | | | | | | |
| | | | | | | | | | | | | | | | | | | | | | | | | | | | | |
| | | | | | | | | | | | | | | | | | | | | | | | | | | | | |
| | | | | | | | | | | | | | | | | | | | | | | | | | | | | |
| | | | | | | | | | | | | | | | | | | | | | | | | | | | | |
| | | | | | | | | | | | | | | | | | | | | | | | | | | | | |
| | | | | | | | | | | | | | | | | | | | | | | | | | | | | |
| | | | | | | | | | | | | | | | | | | | | | | | | | | | | |
| | | | | | | | | | | | | | | | | | | | | | | | | | | | | |
| | | | | | | | | | | | | | | | | | | | | | | | | | | | | |
| | | | | | | | | | | | | | | | | | | | | | | | | | | | | |
| | | | | | | | | | | | | | | | | | | | | | | | | | | | | |
| | | | | | | | | | | | | | | | | | | | | | | | | | | | | |
| | | | | | | | | | | | | | | | | | | | | | | | | | | | | |
| | | | | | | | | | | | | | | | | | | | | | | | | | | | | |
| | | | | | | | | | | | | | | | | | | | | | | | | | | | | |
| | | | | | | | | | | | | | | | | | | | | | | | | | | | | |
| | | | | | | | | | | | | | | | | | | | | | | | | | | | | |
| | | | | | | | | | | | | | | | | | | | | | | | | | | | | |
| | | | | | | | | | | | | | | | | | | | | | | | | | | | | |
| | | | | | | | | | | | | | | | | | | | | | | | | | | | | |
| | | | | | | | | | | | | | | | | | | | | | | | | | | | | |
| | | | | | | | | | | | | | | | | | | | | | | | | | | | | |
| | | | | | | | | | | | | | | | | | | | | | | | | | | | | |
| | | | | | | | | | | | | | | | | | | | | | | | | | | | | |
| | | | | | | | | | | | | | | | | | | | | | | | | | | | | |
| | | | | | | | | | | | | | | | | | | | | | | | | | | | | |
| | | | | | | | | | | | | | | | | | | | | | | | | | | | | |
| | | | | | | | | | | | | | | | | | | | | | | | | | | | | |
| | | | | | | | | | | | | | | | | | | | | | | | | | | | | |
| | | | | | | | | | | | | | | | | | | | | | | | | | | | | |
| | | | | | | | | | | | | | | | | | | | | | | | | | | | | |
| | | | | | | | | | | | | | | | | | | | | | | | | | | | | |
| | | | | | | | | | | | | | | | | | | | | | | | | | | | | |
| | | | | | | | | | | | | | | | | | | | | | | | | | | | | |
| | | | | | | | | | | | | | | | | | | | | | | | | | | | | |
| | | | | | | | | | | | | | | | | | | | | | | | | | | | | |
| | | | | | | | | | | | | | | | | | | | | | | | | | | | | |
| | | | | | | | | | | | | | | | | | | | | | | | | | | | | |
| | | | | | | | | | | | | | | | | | | | | | | | | | | | | |
| | | | | | | | | | | | | | | | | | | | | | | | | | | | | |
| | | | | | | | | | | | | | | | | | | | | | | | | | | | | |
| | | | | | | | | | | | | | | | | | | | | | | | | | | | | |
| | | | | | | | | | | | | | | | | | | | | | | | | | | | | |
| | | | | | | | | | | | | | | | | | | | | | | | | | | | | |
| | | | | | | | | | | | | | | | | | | | | | | | | | | | | |
| | | | | | | | | | | | | | | | | | | | | | | | | | | | | |
| | | | | | | | | | | | | | | | | | | | | | | | | | | | | |
| | | | | | | | | | | | | | | | | | | | | | | | | | | | | |
| | | | | | | | | | | | | | | | | | | | | | | | | | | | | |
| | | | | | | | | | | | | | | | | | | | | | | | | | | | | |
| | | | | | | | | | | | | | | | | | | | | | | | | | | | | |
| | | | | | | | | | | | | | | | | | | | | | | | | | | | | |
| | | | | | | | | | | | | | | | | | | | | | | | | | | | | |
| | | | | | | | | | | | | | | | | | | | | | | | | | | | | |
| | | | | | | | | | | | | | | | | | | | | | | | | | | | | |
| | | | | | | | | | | | | | | | | | | | | | | | | | | | | |
| | | | | | | | | | | | | | | | | | | | | | | | | | | | | |
| | | | | | | | | | | | | | | | | | | | | | | | | | | | | |
| | | | | | | | | | | | | | | | | | | | | | | | | | | | | |
| | | | | | | | | | | | | | | | | | | | | | | | | | | | | |
| | | | | | | | | | | | | | | | | | | | | | | | | | | | | |
| | | | | | | | | | | | | | | | | | | | | | | | | | | | | |
| | | | | | | | | | | | | | | | | | | | | | | | | | | | | |
| | | | | | | | | | | | | | | | | | | | | | | | | | | | | |
| | | | | | | | | | | | | | | | | | | | | | | | | | | | | |
| | | | | | | | | | | | | | | | | | | | | | | | | | | | | |
| | | | | | | | | | | | | | | | | | | | | | | | | | | | | |
| | | | | | | | | | | | | | | | | | | | | | | | | | | | | |
| | | | | | | | | | | | | | | | | | | | | | | | | | | | | |
| | | | | | | | | | | | | | | | | | | | | | | | | | | | | |
| | | | | | | | | | | | | | | | | | | | | | | | | | | | | |
| | | | | | | | | | | | | | | | | | | | | | | | | | | | | |
| | | | | | | | | | | | | | | | | | | | | | | | | | | | | |
| | | | | | | | | | | | | | | | | | | | | | | | | | | | | |
| | | | | | | | | | | | | | | | | | | | | | | | | | | | | |
| | | | | | | | | | | | | | | | | | | | | | | | | | | | | |
| | | | | | | | | | | | | | | | | | | | | | | | | | | | | |
| | | | | | | | | | | | | | | | | | | | | | | | | | | | | |
| | | | | | | | | | | | | | | | | | | | | | | | | | | | | |
| | | | | | | | | | | | | | | | | | | | | | | | | | | | | |
| | | | | | | | | | | | | | | | | | | | | | | | | | | | | |
| | | | | | | | | | | | | | | | | | | | | | | | | | | | | |
| | | | | | | | | | | | | | | | | | | | | | | | | | | | | |
| | | | | | | | | | | | | | | | | | | | | | | | | | | | | |
| | | | | | | | | | | | | | | | | | | | | | | | | | | | | |
| | | | | | | | | | | | | | | | | | | | | | | | | | | | | |
| | | | | | | | | | | | | | | | | | | | | | | | | | | | | |
| | | | | | | | | | | | | | | | | | | | | | | | | | | | | |
| | | | | | | | | | | | | | | | | | | | | | | | | | | | | |
| | | | | | | | | | | | | | | | | | | | | | | | | | | | | |
| | | | | | | | | | | | | | | | | | | | | | | | | | | | | |
| | | | | | | | | | | | | | | | | | | | | | | | | | | | | |
| | | | | | | | | | | | | | | | | | | | | | | | | | | | | |
| | | | | | | | | | | | | | | | | | | | | | | | | | | | | |
| | | | | | | | | | | | | | | | | | | | | | | | | | | | | |
| | | | | | | | | | | | | | | | | | | | | | | | | | | | | |
| | | | | | | | | | | | | | | | | | | | | | | | | | | | | |
| | | | | | | | | | | | | | | | | | | | | | | | | | | | | |

| Activity ID | Activity Name | Rem Dur | Start | Finish | 2012 | | | | | | | | | | | | | | | | | | |
|----------------------------------|--|---------|-------------|-------------|--|----|----|----|----|----|-------|----|----|----|----|----|-----|----|----|----|----|----|------|
| | | | | | March | | | | | | April | | | | | | May | | | | | | June |
| | | | | | 20 | 27 | 05 | 12 | 19 | 26 | 02 | 09 | 16 | 23 | 30 | 07 | 14 | 21 | 28 | 04 | 11 | 18 | |
| Abutment D12 | | | | | | | | | | | | | | | | | | | | | | | |
| 1012-1071 | Abutment E/B Bridge Bored Pile D12-1 | 0 | 21-Feb-12 A | 17-Mar-12 A | Abutment E/B Bridge Bored Pile D12-1 | | | | | | | | | | | | | | | | | | |
| 1012-1072 | Abutment E/B Bridge Bored Pile D12-8 | 9 | 17-Mar-12 A | 30-Mar-12 | Abutment E/B Bridge Bored Pile D12-8 | | | | | | | | | | | | | | | | | | |
| 1012-1073 | Abutment E/B Bridge Bored Pile D12-3 | 12 | 31-Mar-12 | 17-Apr-12 | Abutment E/B Bridge Bored Pile D12-3 | | | | | | | | | | | | | | | | | | |
| 1012-1074 | Abutment E/B Bridge Bored Pile D12-4 | 12 | 18-Apr-12 | 02-May-12 | Abutment E/B Bridge Bored Pile D12-4 | | | | | | | | | | | | | | | | | | |
| 1012-1090 | Abutment D12 E/B Bridge Bored Pile Testing | 18 | 03-May-12 | 23-May-12 | Abutment D12 E/B Bridge Bored Pile | | | | | | | | | | | | | | | | | | |
| 1012-1220 | Abutment D12 construction (E/B Bridge) | 42 | 24-May-12 | 13-Jul-12 | | | | | | | | | | | | | | | | | | | |
| Pier D08 to D11 | | | | | | | | | | | | | | | | | | | | | | | |
| 1012-1015 | Pre-drilling for Pilings (D08 to D12) at III (28 no.) (4set) | 0 | 03-Jan-12 A | 07-Mar-12 A | Pre-drilling for Pilings (D08 to D12) at III (28 no.) (4set) | | | | | | | | | | | | | | | | | | |
| 1012-1020 | Portion III Land Pile G.I. Prelim Report / Founding Level | 6 | 21-Mar-12 | 27-Mar-12 | Portion III Land Pile G.I. Prelim Report / Founding Level | | | | | | | | | | | | | | | | | | |
| 1012-1025 | Portion III Land Pile G.I. Final Report / Founding Level | 24 | 28-Mar-12 | 27-Apr-12 | Portion III Land Pile G.I. Final Report / Founding Level | | | | | | | | | | | | | | | | | | |
| 1012-1040.20 | Pier D09 Bored Pile D9-2 | 0 | 20-Feb-12 A | 02-Mar-12 A | Pier D09 Bored Pile D9-2 | | | | | | | | | | | | | | | | | | |
| 1012-1040.30 | Pier D09 Bored Pile D9-1 | 0 | 03-Mar-12 A | 17-Mar-12 A | Pier D09 Bored Pile D9-1 | | | | | | | | | | | | | | | | | | |
| 1012-1040.40 | Pier D09 Bored Pile D9-4 | 10 | 19-Mar-12 A | 31-Mar-12 | Pier D09 Bored Pile D9-4 | | | | | | | | | | | | | | | | | | |
| 1012-1040.50 | Pier D09 Bored Pile D9-3 | 12 | 02-Apr-12 | 18-Apr-12 | Pier D09 Bored Pile D9-3 | | | | | | | | | | | | | | | | | | |
| 1012-1040.60 | Pier D09 Bored Pile D9-6 | 12 | 19-Apr-12 | 03-May-12 | Pier D09 Bored Pile D9-6 | | | | | | | | | | | | | | | | | | |
| 1012-1050.10 | Pier D10 Bored Pile D10-2 | 0 | 29-Feb-12 A | 12-Mar-12 A | Pier D10 Bored Pile D10-2 | | | | | | | | | | | | | | | | | | |
| 1012-1050.20 | Pier D10 Bored Pile D10-5 | 3 | 11-Mar-12 A | 23-Mar-12 | Pier D10 Bored Pile D10-5 | | | | | | | | | | | | | | | | | | |
| 1012-1050.30 | Pier D10 Bored Pile D10-2 | 12 | 24-Mar-12 | 10-Apr-12 | Pier D10 Bored Pile D10-2 | | | | | | | | | | | | | | | | | | |
| 1012-1050.40 | Pier D10 Bored Pile D10-5 | 12 | 11-Apr-12 | 24-Apr-12 | Pier D10 Bored Pile D10-5 | | | | | | | | | | | | | | | | | | |
| 1012-1050.50 | Pier D10 Bored Pile D10-3 | 12 | 25-Apr-12 | 09-May-12 | Pier D10 Bored Pile D10-3 | | | | | | | | | | | | | | | | | | |
| 1012-1050.60 | Pier D10 Bored Pile D10-4 | 12 | 10-May-12 | 23-May-12 | Pier D10 Bored Pile D10-4 | | | | | | | | | | | | | | | | | | |
| 1012-1060.10 | Pier D11 Bored Pile D11-5 | 0 | 13-Feb-12 A | 27-Feb-12 A | Pier D11 Bored Pile D11-5 | | | | | | | | | | | | | | | | | | |
| 1012-1060.20 | Pier D11 Bored Pile D11-2 | 6 | 28-Feb-12 A | 27-Mar-12 | Pier D11 Bored Pile D11-2 | | | | | | | | | | | | | | | | | | |
| 1012-1060.30 | Pier D11 Bored Pile D11-2 | 12 | 28-Mar-12 | 13-Apr-12 | Pier D11 Bored Pile D11-2 | | | | | | | | | | | | | | | | | | |
| 1012-1060.40 | Pier D11 Bored Pile D11-1 | 12 | 14-Apr-12 | 27-Apr-12 | Pier D11 Bored Pile D11-1 | | | | | | | | | | | | | | | | | | |
| 1012-1060.50 | Pier D11 Bored Pile D11-3 | 12 | 28-Apr-12 | 12-May-12 | Pier D11 Bored Pile D11-3 | | | | | | | | | | | | | | | | | | |
| 1012-1060.60 | Pier D11 Bored Pile D11-4 | 12 | 14-May-12 | 26-May-12 | Pier D11 Bored Pile D11-4 | | | | | | | | | | | | | | | | | | |
| 1012-1130 | Pier D09 Construct Pile Cap | 18 | 18-May-12 | 07-Jun-12 | Pier D09 Constr | | | | | | | | | | | | | | | | | | |
| 1012-1140 | Pier D09 Construct Pier/Column | 12 | 08-Jun-12 | 21-Jun-12 | | | | | | | | | | | | | | | | | | | |
| 1012-1190 | Pier D11 Construct Pile Cap | 18 | 11-Jun-12 | 03-Jul-12 | | | | | | | | | | | | | | | | | | | |
| Pier D05 to D07 | | | | | | | | | | | | | | | | | | | | | | | |
| 1012-1270 | Pier D07 Bored Piles (6 piles) | 108 | 04-May-12 | 08-Sep-12 | | | | | | | | | | | | | | | | | | | |
| 1012-1290.20 | Pier D05 Bored Pile D05-1 | 13 | 02-Dec-11 A | 07-Jun-12 | Pier D05 Bored | | | | | | | | | | | | | | | | | | |
| 1012-1300 | Pier D05/D06/D07 Bored Piles Testing | 18 | 07-Jun-12 | 29-Jun-12 | | | | | | | | | | | | | | | | | | | |
| 10.1.3 - E/B Bridge Construction | | | | | | | | | | | | | | | | | | | | | | | |
| Bridge D3 | | | | | | | | | | | | | | | | | | | | | | | |
| 1013-1000 | Design & Procurement of Launching Girder | 68 | 21-Jan-12 A | 12-Jun-12 | Design & | | | | | | | | | | | | | | | | | | |
| 1013-1010 | Fabrication & Delivery of Launching Girder | 75 | 12-Jun-12 | 10-Sep-12 | | | | | | | | | | | | | | | | | | | |