

MTR Corporation Limited

ROAD WORKS at WEST KOWLOON

(No. EP-366/2009/A)

Environmental Monitoring and Audit Report No. 12

(June 2012)


Verified by : 
Position : Independent Environmental Checker
Date : 12 July 2012

MTR Corporation Limited

HONG KONG SECTION OF GUANGZHOU –
SHENZHEN – HONG KONG EXPRESS RAIL LINK
(Environmental Permit No. EP-349/2009/G)

Environmental Monitoring and Audit Report No. 28
(June 2012)

Certified by:



Position:

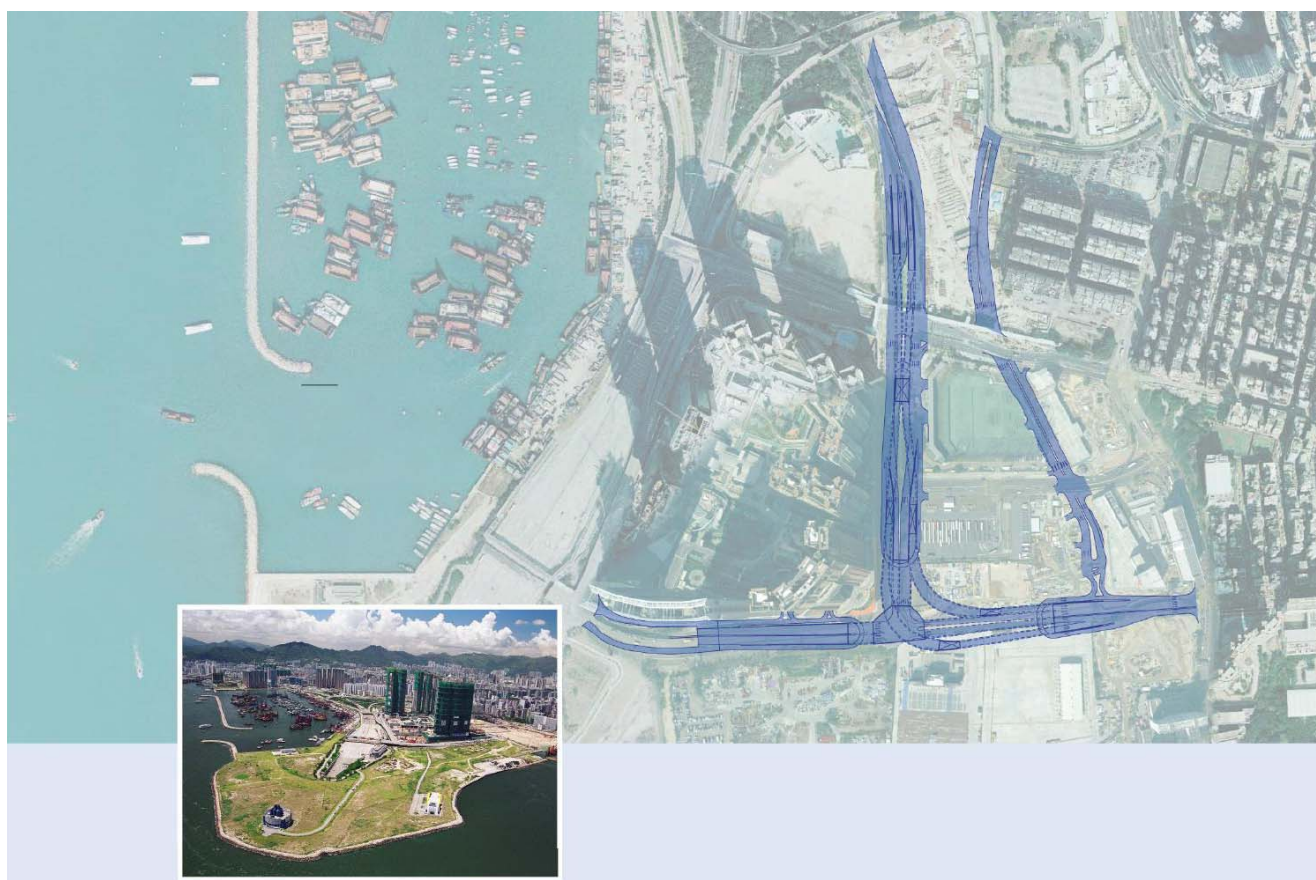
Environmental Team Leader

Date:

11 2 JUL 2012



ROADWORKS AT WEST KOWLOON



Environmental Monitoring and Audit Report No. 12
June 2012

EXECUTIVE SUMMARY

This is the 12th monthly Environmental Monitoring and Audit (EM&A) Report presenting the EM&A works undertaken during the period from 1 to 30 June 2012 for the Road Works at West Kowloon (hereinafter referred to “the Roadworks” or “the Project”) in accordance with the EM&A Manual and the requirement under EP-366/2009/A.

Air Quality

Air quality monitoring was conducted for 24-hour Total Suspended Particulates (TSP) at three (3) air quality monitoring locations in the vicinity of Works Area in West Kowloon in the reporting month.

Please refer to the section “Environmental Complaints/Exceedance/Non-compliance/Summons and Prosecution” below for the exceedances in air quality in the reporting month.

Air-borne Noise

Air-borne noise was measured in terms of $L_{eq(30min)}dB(A)$ with L_{10} and L_{90} measurements as reference at four (4) noise monitoring locations in the vicinity of Works Area in West Kowloon in the interval of once every week.

Please refer to the section “Environmental Complaints/Exceedance/Non-compliance/Summons and Prosecution” below for the air-borne noise exceedances in the reporting month.

Environmental Audits

In this reporting month, regular site inspections attended by representative from MTRCL and Contractors were carried out at 810A, 810B and 811B at West Kowloon. In addition to the regular site inspections, IEC environmental audits attended by IEC, MTRCL and Contractors were held on monthly basis. Issues observed during these inspections and audits are detailed in Section 6.

Environmental Complaints / Exceedance / Non-compliance / Summons and Prosecution

For the reporting month, there were two (2) environmental complaints referred from EPD. The complaints received were related to the noise and air pollution from construction sites/works along Lin Cheung Road Works Areas and junction near Lin Cheung Road and Jordan Road. Complaint investigations were conducted in

accordance with the complaint handling procedure in the EM&A Manual. Details of complaints are contained in Section 7.

For the reporting month, two (2) noise exceedances of air-borne noise Limit Level were recorded at The Waterfront (CNM-3). There were two (2) noise exceedances of Action Level triggered due to noise complaints received regarding the daytime working hours in the reporting month.

No exceedances of 24-hour TSP Action and Limit Level were recorded during the reporting month.

No non-compliance event was recorded during the reporting period. In the reporting period, no warning or summons was received by MTRCL and the Contractors of 810A, 810B and 811B.

Works for Coming Month

The construction works were continued in the reporting month of June 2012 and the major works were summarized in Table 8-1. Impact monitoring has been continued in the reporting month with reference to the EM&A Manual.

Further Environmental Key Issues

Air quality impact and air-borne noise at the affected sensitive receivers shall continue in the following month. Considering the nature of construction activities, key environmental issues in the coming months include the followings:

- Disposal of C&D waste;
- Dust generation from site activities;
- Noise impact from operating equipment;
- Site water discharge; and
- Chemical wastes.

Reporting Changes

In the reporting period, there were no reporting changes.

Table of Contents

Executive Summary	1
1. Introduction	4
2. Project Information.....	5
3. Environmental Status.....	6
4. Summary of EM&A Requirement.....	8
5. Monitoring Result.....	12
6. Site Inspection	14
7. Non-Compliance And Deficiency	16
8. Future Key Issues	18
9. Conclusions	19

List of Appendices

Appendix A	Works Area
Appendix B	Project Management Organization and Contacts of Key Personnel
Appendix C	Implementation Status
Appendix D	Monitoring Locations
Appendix E	Monitoring Schedule
Appendix F	Graphical Plots of Monitoring Results
Appendix G	Meteorological Data

1. INTRODUCTION

1.1 Project Background

In April 2008, the Government of Hong Kong Special Administrative Region (HKSAR) requested MTR Corporation Limited (MTRCL) to proceed with further planning and design of the Hong Kong section of the Guangzhou-Shenzhen-Hong Kong Express Rail Link, which runs from the West Kowloon Terminus (WKT) to the boundary at Huanggang.

Upon the opening of the WKT of Express Rail Link (XRL) and the development of the West Kowloon Cultural District (WKCD), additional road traffic capacity and network restructuring would be required through and within the West Kowloon Reclamation Area (WKRA). Roads namely D1A, D1, Lin Cheung Road – Austin Road West Underpass and upgrading of Austin Road West would be used to accommodate the anticipated increase in road traffic.

1.2 Coverage

This is the 12th monthly Environmental Monitoring and Audit (EM&A) Report presenting the EM&A works undertaken during the period from 1 to 30 June 2012 for the Road Works in accordance with the EM&A Manual and the requirement under Environmental Permit No. EP-366/2009/A which was issued on 18 June 2012.

2. PROJECT INFORMATION

2.1 *Project Management Organisation and Management Structure*

The project management organisation chart and contact of key personnel are shown in Appendix B.

2.2 *Construction Activities*

This report marked the 12th month of civil construction in Works Area in West Kowloon for June 2012. It is anticipated that the civil construction be completed in year 2014. The updated construction activity is provided in Section 8. Major construction activities undertaken in the reporting month is summarized in the following table.

Contract	Major Construction Activities
810A	<ul style="list-style-type: none"> • Temporary Traffic Deck – Steel Deck Erection; Durodeck and Shear Stud Installation; Rebar and Concreting; King Post Installation and Pump testing • Lin Cheung Road (LCR) Underpass – Sheet Piles
810B	Bore piling, Sheet piling, Drainage Work and Road Diversion
811B	Excavation and casting for first basement (B1) slab and Lin Cheung Road (LCR) underpass top slab; Sheet pile wall installation for LCR underpass; and Backfilling and temporary watermain installation on completed of B1 slab

Table 2-1 Major construction activities in June 2012

3. ENVIRONMENTAL STATUS

3.1 *Status of Implementation of mitigation measures*

Environmental mitigation measures recommended in the EIA report were implemented and their implementation status is summarized in Appendix C.

3.2 *Status of Submissions under EP*

A summary of the submissions submitted under the EP for this Project as at 30 June 2012 is presented in Table 3-1 below:

EP-366/2009 Clause No.	Document Title	Status
2.7	Review Report (Revision C) for Road Works at West Kowloon	Submitted on 8 June 2012
3.4	Monthly Environmental Monitoring and Audit Report (May 2012)	Submitted on 14 June 2012.

Table 3-1 Summary of the status of submissions submitted under the EP in the reporting month

3.3 *Status of Permit/License/Notifications*

A summary of the status of permits, licences and notifications on the environmental protection made, applied or approved under this Project during the previous and reporting month is presented in Table 3-2 below. The Environmental Permit No. EP-366/2009/A issued by EPD was used for the Road Works under the XRL project.

Item	Item Description	Application Date	Permit Status
<i>Contract 810A</i>			
1	Construction Noise Permit (for general construction works)	8 Jun 2012	Granted on 22 Jun 2012 Permit No. GW-RE0498-12, valid from 25 Jun 2012 to 21 Dec 2012
2	Construction Noise Permit (for asphalt paving on Lin Cheung Road)	27 Jun 2012	Granted on 29 Jun 2012 Permit No. GW-RE0534-12, valid from 2 Jul 2012 to 2 Jul 2012
<i>Contract 810B</i>			
1	Dumping Permit for Type 1 marine sediment	12 Apr 2012	Granted on 25 Apr 2012 Permit No. EP/MD/13-003, valid from 27 Apr 2012 to 30 Sept 2012
2	Dumping Permit for Type 2 marine sediment	15 May 2012	Granted on 12 Jun 2012 Permit No. EP/MD/13-024, valid from 13 Jun 2012 to 12 Jul 2012
3	Dumping Permit for Type 3 marine sediment	25 May 2012	Granted on 12 Jun 2012 Permit No. EP/MD/13-025, valid from 15 Jun 2012 to 14 Jul 2012
4	Construction Noise Permit	6 Jun 2012	Granted on 29 Jun 2012 Permit No. GW-RE0518-12, valid from 29 Jun 2012 to 15 Dec 2012
5	Construction Noise Permit	8 Jun 2012	Granted on 27 Jun 2012 Permit No. PP-RE0035-12, valid from 29 Jun 2012 to 21 Oct 2012
<i>Contract 811B</i>			
No updates in the reporting month			

Table 3-2 Summary of the status of permits, licences and notifications made, applied and approved under this Project during the previous and reporting month

4. SUMMARY OF EM&A REQUIREMENT

4.1 Air Quality

4.1.1 Air Quality Parameters

In accordance to the EM&A Manual, 24-hour Total Suspended Particulates (TSP) levels were measured at three (3) air monitoring locations in accordance with the EM&A Manual. Monitoring was undertaken at each monitoring location once per every 6 days. Information such as date of monitoring, duration, weather condition, equipment used and monitoring results shall be recorded on the field data sheet developed for the Project. Monitoring results are summarized in Section 5.

4.1.2 Monitoring Methodology and Calibration

Monitoring was undertaken to establish for 24-hour Total Suspended Particulates (TSP) at three (3) monitoring locations in the vicinity of the Works Area in West Kowloon. Monitoring of 24-hour TSP was carried out using a high volume sampler (HVS) according to Part 50 Chapter 1 Appendix B, Title 40 of the Code of Federal Regulations of the USEPA.

The sampling procedure follows to that described Part 50 Chapter 1 Appendix B, Title 40 of the Code of Federal Regulations of the USEPA. TSP is sampled by drawing air through a conditioned, pre-weighed filter paper inside the high volume sampler at a controlled rate. After 24-hour sampling the filter paper with retained particles shall be collected and returned to HOKLAS accredited laboratory (ALS Technichem (HK) Pty Ltd) for drying in a desiccators followed by accurate weighing. TSP levels are calculated from the ratio of the mass of particulate retained on the filter paper to the total volume of air sampled.

The flow rate of the high volume sampler with mass flow controller was calibrated using an orifice calibrator. Initial calibration (five points) was conducted upon installation and prior to commissioning. Calibration was carried out every six months. The details of calibration are shown in Table 4-1 below. The samplers shall be properly maintained. Prior to dust monitoring commencing, appropriate checks shall be made to ensure that all equipment and necessary power supply are in good working condition.

Monitoring Station ID	Air Quality Monitoring Station	HVS Serial Number	Last Calibration Date
CAM-1	Podium between Sorrento and The Waterfront	515	16 May 2012
CAM-2	Podium next to Tower 3, The Waterfront	1282	16 May 2012
CAM-3	Roof of Lift Building, The Victoria Towers	528	16 May 2012

Table 4-1 Calibration details of HVS

4.1.3 Monitoring Location

According to the EM&A Manual, air quality monitoring was carried out at the locations as shown in Table 4-1 above. The monitoring locations are illustrated in Appendix D.

4.1.4 Action and Limit Levels

With reference to the baseline monitoring results, the Action and Limit Levels for the 24-hour TSP monitoring derived are shown in Table 4-2. For reference purpose, the Action and Limit Levels for 1-hr TSP monitoring are included, too.

Monitoring Station ID	1-hour TSP Level in $\mu\text{g}/\text{m}^3$		24-hour TSP Level in $\mu\text{g}/\text{m}^3$	
	Action Level	Limit Level	Action Level	Limit Level
CAM-1	298.4	500	168.8	260
CAM-2	295.6	500	155.9	260
CAM-3	319.4	500	179.3	260

Table 4-2 Action and Limit Levels for Air Quality

4.2 Air-borne Noise

4.2.1 Noise Parameters

In accordance to the EM&A Manual, construction air-borne noise monitoring shall be conducted to obtain one set of 30-minute measurement at each monitoring station between 0700 and 1900 hours on normal weekdays at a frequency of once per week when construction activities are underway. The L_{eq} , L_{10} and L_{90} were also recorded at the specified interval.

4.2.2 Monitoring Methodology and Calibration

As referred to the Technical Memorandum (TM) issued under the NCO, sound level meters in compliance with the International Electrotechnical Commission Publications 651: 1979 (Type 1) and 804: 1985 (Type 1) specifications shall be used for carrying out the noise monitoring.

Immediately prior to and following each noise measurement the accuracy of the sound level meter should be checked using an acoustic calibrator generating a known sound pressure level at a known frequency. Measurements may be accepted as valid only if the difference between calibration levels obtained before and after the noise measurement is less than 1.0 dB.

The sound level meters and calibrator are verified by the certified laboratory or manufacturer at a regular interval to ensure they perform to the same level of accuracy as stated in the manufacturer's specifications. Summary of the calibration record is shown in Table 4-4.

Monitoring Station ID	Noise Monitoring Location	Serial Number	Last Calibration Date ^[1]
<i>Sound Level Meters</i>			
CNM-1	Man Cheong Street Refuse Station	2701816	7 February 2012
CNM-2	Tower 6, Sorrento	2701826	20 January 2012
CNM-3	Podium next to Tower 3, The Waterfront	2701823	20 January 2012
CNM-4	Tower 2, The Harbour Side	2701886	26 May 2012
<i>Calibrator</i>			
Serial Number		Last Calibration Date	
N491111		6 December 2011	

Notes: [1] Next calibration date to be confirmed.

Table 4-4 Calibration details of noise monitoring equipments

4.2.3 Monitoring Location

According to the EM&A Manual, air-borne noise monitoring was carried out at the locations as shown in Table 4-4 above. The monitoring locations are illustrated in Appendix D.

4.2.4 Action and Limit Levels

The Action and Limit Levels for the construction air-borne noise are shown in Table 4-5 below.

Time Period	Action	Limit
0700-1900 hours on normal weekdays	When one documented complaint is received	75 dB(A) for residential premises
		70 dB(A) for school and 65 dB(A) during examination period

Table 4-5 Action and Limit Levels for Air-borne Construction Noise

5. MONITORING RESULT

5.1 *Air Quality*

The monitoring schedule is shown in Appendix E. Results of 24-hour TSP level and the graphical presentation of monitoring results are shown in Appendix F. The weather condition during the monitoring period is summarized in Appendix G.

In the reporting month, no exceedance of 24-hr TSP Action and Limit Level were recorded. Actions stipulated under the Event and Action Plan (Table 3.3 of the EM&A Manual) was implemented for all exceedances and monitoring frequency would be increased if exceedance was recorded.

5.2 *Noise*

The monitoring schedule is shown in Appendix E. Results of measured air-borne noise level, in terms of $L_{eq(30min)}$ and graphical presentations are presented in Appendix F. The weather condition during the monitoring period is summarized in Appendix G.

In the reporting month, noise exceedances of air-borne noise Limit Level were recorded at The Waterfront (CNM-3) on 6 and 14 June 2012.

For the noise exceedances at CNM-3, actions identified in the Event and Action Plan (Table 2.3 of the EM&A Manual) were undertaken. The ER, IEC and Contractor were informed of the exceedance. The investigation results revealed that noise source may possibly due to works by 810A Contractors. Best practices of the noise mitigation measures proposed by the Contractors were reviewed by IEC and ET and implemented on site to minimize the noise impact. Apart from that, additional noise mitigation measures have been proposed and under consideration and discussion with relevant parties. Besides, the Contractors were reminded to comply with the statutory requirement and minimize noise nuisance to the nearby NSRs.

In addition, there were two (2) noise exceedances of Action Level triggered due to noise complaints in daytime working hours received in the reporting month.

5.3 Waste Management

The quantities of waste disposed from the Project in the reporting month with the previous 2 months was summarized in the following table:

Reporting Month	Inert C&D ^[1] Materials (tonnes)	Non-inert C&D ^[2] Materials (tonnes)	Chemical Waste (Litre)
Contract 810A ^[3]			
April 2012	38.7	0	400
May 2012	1,428.4	0	0
June 2012	2,509.2	0	0
Contract 810B ^[4]			
April 2012	129.0	101.3	0
May 2012	267.0	26.2	0
June 2012	208.0	17.6	0
Contract 811B ^[5]			
April 2012	759.5	0	0
May 2012	0	0	0
June 2012	0	0	0

Table 5-1 Summary of construction waste generated and disposed

Note:

- [1]. Inert C&D materials include bricks, concrete, building debris, rubble and excavated soil.
- [2]. Non-inert C&D materials include steel, paper / cardboard packaging waste, plastics and other wastes such as general refuse.
- [3]. Alternative disposal sites for inert C&D material (mainly asphalt) from 810A include WENT Landfill.
- [4]. Alternative disposal sites for inert C&D material from 810B include Central-Wan Chai Bypass (Typhoon Shelter and HKCEC) and Zhongshan Torch Hi-Tech Zone.
- [5]. Alternative disposal sites for inert C&D material from Contract 811B include Central-Wan Chai Bypass, Contract HK12/02 CR11, Lim Wan EPD Sludge Treatment Plant (EP/SP/58/08) and Zhongshan Torch Hi-Tech Zone.

6. SITE INSPECTION

Regular site inspections on all environmental aspects under the EM&A Manual were attended by representatives from ET and Contractors. The site inspections were carried out at 810A, 810B and 811B in West Kowloon and dates are shown in the following table. In addition to the regular site inspections attended by ET and Contractors, monthly IEC environmental audits attended by IEC, ET and Contractors were held on 12 June 2012 in 810A and in 810B and 19 June 2012 in 811B.

Contract	Date of Site Inspections
810A	7/6, 12/6, 21/6 and 28/6
810B	7/6, 12/6, 20/6 and 27/6
811B	6/6, 13/6, 19/6 and 27/6

Table 6-1 Date of site inspections in June 2012

All observations have been recorded in the audit checklist and passed to the Contractor together with the appropriate recommended mitigation measures where necessary. The key observations from these site inspections and Contractor's follow-up action are summarized in Table 6-2 below. No non-compliance was observed.

Item	Description	Contractor's Follow-up Action(s) Undertaken
Contract 810A		
1	Vehicle not washed the wheels before leaving the works areas along Lin Cheung Road.	Responsible staff has been reminded and all vehicles' wheels have been washed before leaving the site.

Item	Description	Contractor's Follow-up Action(s) Undertaken
Contract 810A		
2	Oil stains were observed under a cherry picker and next to the drip tray with generator and small amount of leakage was identified at the works areas along Lin Cheung Road.	Oil stains have been removed and cap/valve has been provided for drip tray.
Contract 810B		
1	The stockpile kept at the works areas along Austin Road West was not properly wetted or covered when not in use.	Water spray was provided regularly and the stockpile would be used or removed accordingly.
Contract 811B		
1	Sandbags used to block the dirt and surface runoff were broken at the works areas near the junction of Lin Cheung Road and Jordan Road.	Concrete bund was formed to block the surface runoff instead of sandbags since it could not be easily be damaged.

Table 6-2 Summary of site inspections, recommendations and follow-up actions

7. NON-COMPLIANCE AND DEFICIENCY

7.1 *Summary of Complaint*

For this reporting month, there were two environmental complaints referred from EPD. There were a total of eight (8) environmental complaints counted since the commencement of the construction. The complaints were handled in accordance to the EM&A Manual and relevant parties including the Engineer's Representative and IEC will be informed of the complaints. Details of the complaints were summarized in the following paragraphs.

A complaint was referred from EPD on 12 June 2012. The complainant was concerned about the noise and air pollution from construction works near junction of Lin Cheung Road and Jordan Road. As investigated, no construction equipment generating excessive noise and smoke. However the Contractors have been reminded to maintain controls and mitigation measures for minimizing the occurrence of the impacts.

A complaint was referred from EPD on 14 June 2012 about a number of complaints regarding construction noise from construction site along Lin Cheung Road has been received by DC member Mr. Hung. The complaint handling procedures in accordance with EM&A Manual have been undertaken. In order to tackle the noise problem, additional control measures have been implemented on site and could further reduce the noise nuisance to the residents at top of Kowloon Station. Apart from that, the effectiveness of the measures would be closely monitored.

7.2 *Summary of Exceedance*

In the reporting month, two (2) exceedances of air-borne noise Limit Level were recorded at The Waterfront (CNM-3) on 6 and 14 June 2012.

For the air-borne noise exceedances at CNM-3, actions identified in the Event and Action Plan (Table 2.3 of the EM&A Manual) were undertaken. The ER, IEC and Contractors were informed of the exceedances. The exceedances were likely caused by the sheet piling works by the Contractors

of 810A. Enhancement of the noise mitigation measures were proposed and implemented by the Contractors which were reviewed by IEC and ET.

Besides, there were two (2) air-borne noise exceedances of Action Level triggered due to noise complaints received about the daytime working hours in the reporting month.

Apart from the above, no exceedances of 24-hr TSP Action and Limit Level were recorded in the reporting month. Actions stipulated under the Event and Action Plan (Table 3.3 of the EM&A Manual) would be implemented for the exceedances and monitoring frequency would be increased if applicable.

7.3 Summary of Notification of Summons, Prosecutions, Non-compliance and Corrective Actions

No notification of environmental warnings from EPD, no summons, no non-compliance and no prosecutions was received related to the Roadworks by MTRCL and the Contractors of 810A, 810B and 811B in the reporting period.

8. FUTURE KEY ISSUES

8.1 *Construction Works in Coming Months*

Works to be undertaken for the following month are summarized below. The works presented below are tentative and subject to change in actual construction programme.

Contract	Major Construction Activities
810A	<ul style="list-style-type: none"> • Temporary Traffic Deck – Hoarding and road furniture installation; Asphalt laying; Crash barrier installation and Welding • Lin Cheung Road (LCR) Underpass – Sheet piling and Pump testing
810B	Bore piling, Sheet piling, Drainage Work and Road Diversion
811B	Excavation and casting for first basement (B1) slab and Lin Cheung Road (LCR) Underpass top slab; Sheet pile wall installation for LCR Underpass; and Backfilling and temporary watermain installation on the completed B1 slab

Table 8-1 Summary of construction works in the coming month (i.e. July 2012)

According to the latest programme, civil construction would be continued in the coming month. Impact monitoring would be continued according to the construction programme.

8.2 *Monitoring Schedule for Next Month*

The tentative schedule of TSP and air-borne noise monitoring for the next reporting period is presented in Appendix E.

9. CONCLUSIONS

The Report presents the results of EM&A works and the impact monitoring for the construction works of the Roadworks under the XRL project undertaken during the period of 1 to 30 June 2012. The major construction activities in the reporting period included foundation works in the West Kowloon Works Areas.

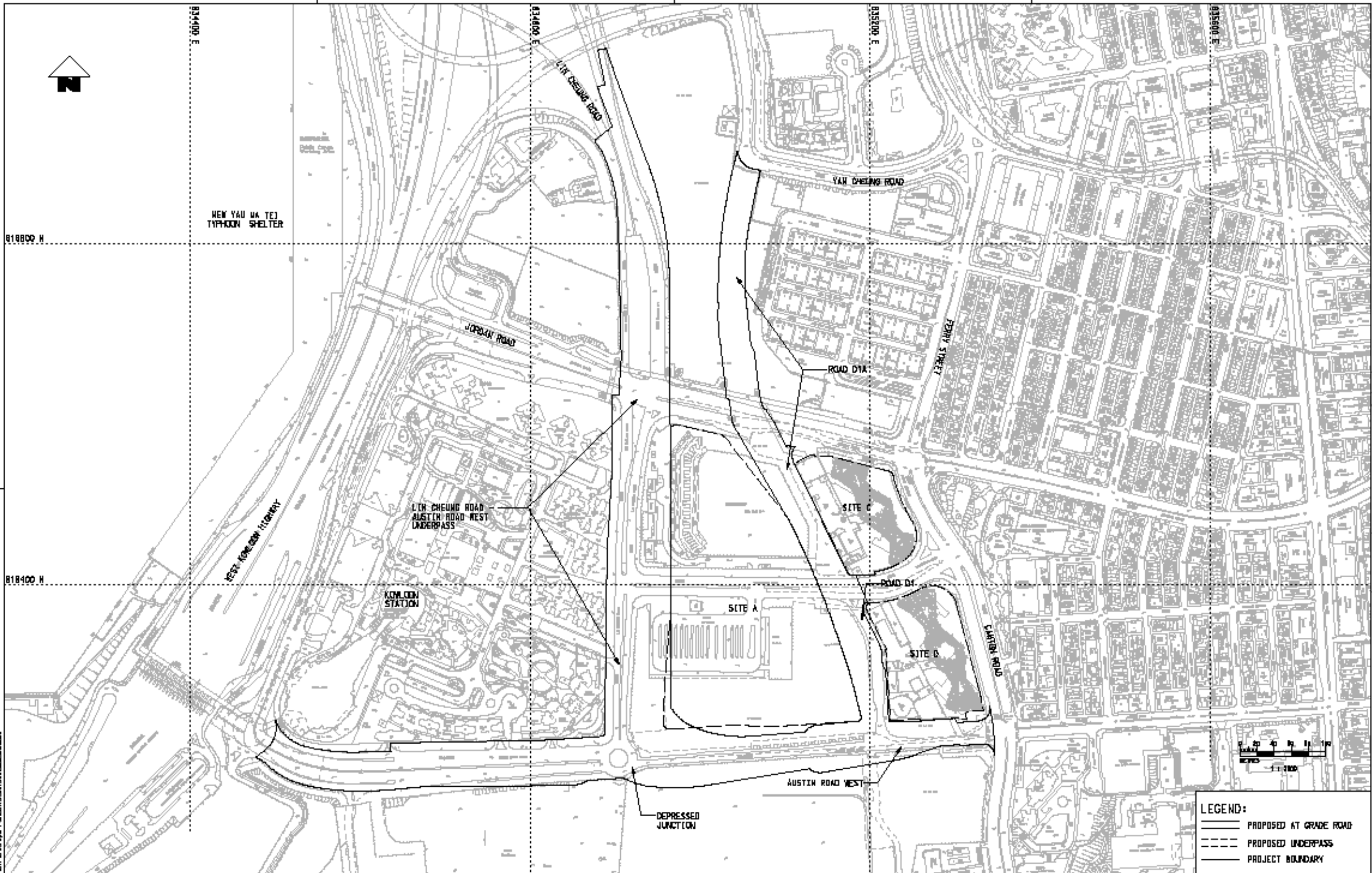
Impact monitoring for air quality and air-borne noise were conducted in accordance with the EM&A Manual in the reporting period. Exceedances of Limit Level in air-borne noise were recorded at The Waterfront (CNM-3) on 6 and 14 June 2012. There were two (2) Action Level exceedances in the noise monitoring and no exceedance of 24-hour TSP Action and Limit Level were recorded in the reporting month.

For the reporting month, a total of two (2) environmental complaints were referred from EPD. The complaints received were related to the noise and air pollution from construction sites/works along Lin Cheung Road Works Areas and junction near Lin Cheung Road and Jordan Road. The complaint had been handled in accordance with the procedures stipulated and investigations were carried out in accordance with the EM&A Manual. Apart from that, there was no warning, summons, prosecutions and non-compliance was received for Roadworks in the reporting month.

Site inspections were conducted regularly to monitor proper implementation of environmental pollution control and mitigation measures for the Project. The ET would continue the implementation of the environmental monitoring and audit programme in accordance to the EM&A Manual and to a level consistent with MTRCL's Corporate Sustainability Policy.

Appendix A

Works Area



LEGEND:
 ——— PROPOSED AT GRADE ROAD
 - - - - PROPOSED UNDERPASS
 ——— PROJECT BOUNDARY

FILE NO. XRENV/K/MKT/MTR/M62/103
 DRAWING NO. A1
 PROJECT TITLE: ROADWORKS AT WEST KOWLOON
 PROJECT BOUNDARY AND WORKS AREA
 DATE: 18/06/11

DRAWN: YCC DESIGNED: MC CHECKED: MC APPROVED: MC DATE: 03/06/11			EXPRESS RAIL LINK PROJECTS DIVISION SUSTAINABILITY DEVELOPMENT DEPARTMENT		TITLE: ROADWORKS AT WEST KOWLOON PROJECT BOUNDARY AND WORKS AREA
NO. OF SHEETS: 10 SHEET NO.: A1			SCALE: 1:2000 @ A1	DRAWING NO.: XRENV/K/MKT/MTR/M62/103	REV: A1

WORKS AREA for ROAD WORKS

Appendix B

Project Management Organization and Contacts of Key Personnel

Title	Name	Telephone
Engineer's Representative		
Construction Manager (Contract 810A)	Mr. Samuel LO	2926 9002
Senior Construction Engineer (Contract 810A)	Mr. Alex MA	2926 9169
Construction Manager (Contract 810B)	Mr. KS LIM	2926 9098
Senior Construction Engineer (Contract 810B)	Mr. William MAK	2926 9238
Construction Manager (Contract 811B)	Mr. Albert LAM	2164 2988
Senior Construction Engineer (Contract 811B)	Mr. Larry WONG	2164 2911
Independent Environmental Checker		
Divisional Manager	Dr. Anne KERR	2828 5793
Environmental Team		
Environmental Team Leader	Mr. Richard KWAN	2688 1179
Contractors		
<i>Contract 810A</i>		
Principle Project Director	Mr. David SUFF	6468 7678
Environmental Manger	Ms. Lighting CHAN	6323 9396
Environmental Officer	Mr. Calvin SO	9664 0361
Environmental Officer	Ms. Shirley Lui	9664 2544
<i>Contract 810B</i>		
Project Director	Mr. Smollett LEE	6629 4441
Environmental Manger	Mr. Calvin SZE	9205 9277
Environmental Officer	Ms. Julie CHEN	9106 8864
<i>Contract 811B</i>		
Project Manager	Mr. Chris WILLIAMS	9669 2665
Environmental Manger	Mr. Brian KAM	9456 9541
Environmental Officer	Ms. Sammie CHAN	6407 3833

Appendix C

Implementation Status

Appendix C IMPLEMENTATION SCHEDULE OF THE RECOMMENDED MITIGATION MEASURES FOR CONSTRUCTION PHASE

EIA Ref #	Environmental Protection Measures / Mitigation Measures	Objectives of the Recommended Measures & Main Concern to Address	Who to implement the measures?	When to implement the measures?	Implementation Status
Noise Control					
3.53 – 3.54	<p>The following quiet PME should be used:</p> <ul style="list-style-type: none"> • Pneumatic breaker (SWL=110dB(A)) • Tracked Excavator Fitted with Hydraulic Breaker (SWL=110dB(A)) • Truck Mixer (SWL=100dB(A)) • Tracked Crane (SWL=101dB(A)) • Dump Truck (SWL=103dB(A)) • Tracked Excavator/Loader (SWL=105dB(A)) • Dozer (SWL=111dB(A)) • Road Roller (SWL=101dB(A)) 	To reduce the construction air-borne noise impact.	Contractor	Throughout the whole construction phase	Planned to implement as per the construction programme.
3.55	Use of movable noise barriers, acoustic mats and acoustic sheds for excavator, hand-held pneumatic chipper and etc.	To reduce the construction air-borne noise impact.	Contractor	Throughout the whole construction phase	Movable noise barriers have been made and placed at the excavation zone or the works areas that will generate noise nuisance.

EIA Ref #	Environmental Protection Measures / Mitigation Measures	Objectives of the Recommended Measures & Main Concern to Address	Who to implement the measures?	When to implement the measures?	Implementation Status
3.57	<p>Good Site Practice:</p> <ul style="list-style-type: none"> • Only well-maintained plant should be operated on-site and plant should be serviced regularly during the construction program; • Silencers or mufflers on construction equipment should be utilized and should be properly maintained during the construction programme; • Mobile plant, if any, should be sited as far from noise sensitive receivers (NSRs) as possible; • Machines and plant (such as trucks) that may be in intermittent use should be shut down between work periods or should be throttled down to a minimum; • Plant known to emit noise strongly in one direction should, wherever possible, be orientated so that the noise is directed away from the nearby NSRs; and • Material stockpiles and other structures should be effectively utilized, wherever practicable, in 	To reduce the construction air-borne noise impact.	Contractor	Throughout the whole construction phase	Implemented as per construction programme.

EIA Ref #	Environmental Protection Measures / Mitigation Measures	Objectives of the Recommended Measures & Main Concern to Address	Who to implement the measures?	When to implement the measures?	Implementation Status
3.57	screening noise from on-site construction activities	To reduce the construction air-borne noise impact.	Contractor	Throughout the whole construction phase	Implemented as per construction programme.
Air Quality Control					
Table 4.6	The excavation and sandfill areas limited to 30% actively operating and complete watering coverage of these active areas eight times a day as recommended.	To reduce the construction air-borne noise impact.	Contractor	Throughout the whole construction phase	Implemented as per construction programme.
4.77	<p>Implementation of dust suppression measures stipulated in the Air Pollution Control (Construction Dust) Regulation.</p> <ul style="list-style-type: none"> • Skip hoist for material transport should be totally enclosed by impervious sheeting. • Every vehicle should be washed to remove any dusty materials from its body and wheels before leaving the construction site. • The area where vehicle washing takes place and the section of the road between the washing facilities and the exit point should be paved with concrete, bituminous materials or hardcore. 	To reduce the construction air-borne noise impact.	Contractor	Throughout the whole construction phase	Implemented.

EIA Ref #	Environmental Protection Measures / Mitigation Measures	Objectives of the Recommended Measures & Main Concern to Address	Who to implement the measures?	When to implement the measures?	Implementation Status
4.77	<ul style="list-style-type: none"> • Where a site boundary adjoins a road, streets or other accessible to the public, hoarding of not less than 2.4m high from ground level should be provided along the entire length except for a site entrance or exit. • Every stack of more than 20 bags of cement should be placed in an area sheltered on the top and the 3 sides and be covered entirely by impervious sheeting. • All dusty materials should be sprayed with water prior to any loading, unloading or transfer operation so as to maintain the dusty materials wet. • The height from which excavated materials are dropped should be controlled to a minimum practical height to limit fugitive dust generation from falling and landing. • The load of dusty materials carried by vehicle leaving a construction site should be covered entirely by clean impervious sheeting to 	To reduce the construction air-borne noise impact.	Contractor	Throughout the whole construction phase	Implemented.

EIA Ref #	Environmental Protection Measures / Mitigation Measures	Objectives of the Recommended Measures & Main Concern to Address	Who to implement the measures?	When to implement the measures?	Implementation Status
4.77	<p>ensure dust materials do not spread from the vehicle.</p> <ul style="list-style-type: none"> Investigation of an environmental monitoring and auditing program to monitor the construction process in order to enforce controls and modify method of work if dusty conditions arise. 	To reduce the construction air-borne noise impact.	Contractor	Throughout the whole construction phase	Implemented.
Water Quality Control					
5.30 -5.42	<p>General Construction Activities and Construction site run-off::</p> <ul style="list-style-type: none"> The mitigation measures as outlined in the ProPECC PN 1/94 Construction Site Drainage should be adopted where applicable. 	To control water quality impact from construction site runoff and general construction activities.	Contractor	Throughout the whole construction phase	Implemented.
5.43	<p>Effluent Discharge</p> <ul style="list-style-type: none"> There is a need to apply to EPD for a discharge licence for discharge of effluent from the construction site under the WPCO. The discharge quality should meet the requirements specified in the discharge licence. Minimum distances of 100 m should be maintained between the discharge points of construction site 	To control water quality impact from construction site runoff and general construction activities.	Contractor	Throughout the whole construction phase	Implemented.

EIA Ref #	Environmental Protection Measures / Mitigation Measures	Objectives of the Recommended Measures & Main Concern to Address	Who to implement the measures?	When to implement the measures?	Implementation Status
5.43	effluent and the existing seawater intakes. If monitoring of the treated effluent quality from the works areas is required during the construction phase of the Project, the monitoring should be carried out in accordance with the relevant WPCO licence which is under the ambit of regional office (RO) of EPD.	To control water quality impact from construction site runoff and general construction activities.	Contractor	Throughout the whole construction phase	Implemented.
5.44	<p>Groundwater</p> <ul style="list-style-type: none"> No contaminated groundwater is anticipated in the works areas. Appropriate measures will be deployed to minimize the intrusion of groundwater into excavation works areas. In case seepage of uncontaminated groundwater occurs, groundwater should be pumped out from the works areas and discharged into the storm system via silt removal facilities. Ground water from dewatering process should also be discharged into the storm system via silt traps. 	To control water quality impact from construction site runoff and general construction activities.	Contractor	Throughout the whole construction phase	Implemented as per construction programme.

EIA Ref #	Environmental Protection Measures / Mitigation Measures	Objectives of the Recommended Measures & Main Concern to Address	Who to implement the measures?	When to implement the measures?	Implementation Status
5.45 -5.47	<p>Accidental Spillage</p> <ul style="list-style-type: none"> Contractor must register as a chemical waste producer if chemical wastes would be produced from the construction activities. The Waste Disposal Ordinance (Cap 354) and its subsidiary regulations in particular the Waste Disposal (Chemical Waste) (General) Regulation should be observed and complied with for control of chemical wastes. Any service shop and maintenance facilities should be located on hard standings within a bunded area, and sumps and oil interceptors should be provided. Maintenance of vehicles and equipment involving activities with potential for leakage and spillage should only be undertaken within the areas appropriately equipped to control these discharges. Disposal of chemical wastes should be carried out in compliance with the Waste Disposal Ordinance. 	To control water quality impact from construction site runoff and general construction activities.	Contractor	Throughout the whole construction phase	Implemented.

EIA Ref #	Environmental Protection Measures / Mitigation Measures	Objectives of the Recommended Measures & Main Concern to Address	Who to implement the measures?	When to implement the measures?	Implementation Status
5.45 -5.47	<p>The Code of Practice on the Packaging, Labelling and Storage of Chemical Wastes published under the Waste Disposal Ordinance details the requirements to deal with chemical wastes. General requirements are given as follows:</p> <ul style="list-style-type: none"> ➤ Suitable containers should be used to hold the chemical wastes to avoid leakage or spillage during storage, handling and transport. ➤ Chemical waste containers should be suitably labelled, to notify and warn the personnel who are handling the wastes, to avoid accidents. ➤ Storage area should be selected at a safe location on site and adequate space should be allocated to the storage area. 	To control water quality impact from construction site runoff and general construction activities.	Contractor	Throughout the whole construction phase	Implemented.
5.48 -5.49	<p>Sewage Effluent from Construction Workforce</p> <ul style="list-style-type: none"> • Sufficient chemical toilets should be provided in the works areas. A licensed 	To control water quality impact from construction site runoff and general construction activities.	Contractor	Throughout the whole construction phase	Implemented.

EIA Ref #	Environmental Protection Measures / Mitigation Measures	Objectives of the Recommended Measures & Main Concern to Address	Who to implement the measures?	When to implement the measures?	Implementation Status
5.48 -5.49	<p>waste collector should be deployed to clean the chemical toilets on a regular basis.</p> <ul style="list-style-type: none"> Notices should be posted at conspicuous locations to remind the workers not to discharge any sewage or wastewater into the nearby environment. Regular environmental audit of the construction site will provide an effective control of any malpractices and can encourage continual improvement of environmental performance on site. It is anticipated that sewage generation during the construction phase of the project would not cause water pollution problem after undertaking all required measures. 	To control water quality impact from construction site runoff and general construction activities.	Contractor	Throughout the whole construction phase	Implemented.
Waste Management					
6.47	<p>All waste materials should be segregated into categories covering:</p> <ul style="list-style-type: none"> Excavated materials suitable for reuse; Inert C&D materials for disposal off-site; 	To implement on-site sorting facilitating reuse and recycling of materials as well as proper disposal of waste.	Contractor	Throughout the whole construction phase	Implemented.

EIA Ref #	Environmental Protection Measures / Mitigation Measures	Objectives of the Recommended Measures & Main Concern to Address	Who to implement the measures?	When to implement the measures?	Implementation Status
6.47	<ul style="list-style-type: none"> • Non-inert C&D materials for disposal at landfills; • Chemical waste; and • General refuse. 	To implement on-site sorting facilitating reuse and recycling of materials as well as proper disposal of waste.	Contractor	Throughout the whole construction phase	Implemented.
6.50	<p>Recommendations for good site practices during the construction activities include:</p> <ul style="list-style-type: none"> • Training of site personnel in, site cleanliness, proper waste management and chemical handling procedures; • Provision of sufficient waste disposal points and regular collection of waste; • Appropriate measures to minimize windblown litter and dust during transportation of waste by either covering trucks or by transporting wastes in enclosed containers; • Regular cleaning and maintenance programme for drainage systems, sumps and oil interceptors; and • Separation of chemical wastes for special handling and appropriate treatment. 	To implement on-site sorting facilitating reuse and recycling of materials as well as proper disposal of waste.	Contractor	Throughout the whole construction phase	Implemented.

EIA Ref #	Environmental Protection Measures / Mitigation Measures	Objectives of the Recommended Measures & Main Concern to Address	Who to implement the measures?	When to implement the measures?	Implementation Status
6.51	<p>Recommendations for waste reduction measures include:</p> <ul style="list-style-type: none"> • Sorting of demolition debris and excavated materials from demolition works to recover reusable/ recyclable portions (i.e. soil, broken concrete, metal etc.); • Segregation and storage of different types of waste in different containers, skips or stockpiles to enhance reuse or recycling of materials and their proper disposal; • Encourage collection of aluminium cans by providing separate labelled bins to enable this waste to be segregated from other general refuse generated by the workforce; • Proper storage and site practices to minimize the potential for damage or contamination of construction materials; • Plan and stock construction materials carefully to minimize amount of waste generated and avoid unnecessary 	To implement on-site sorting facilitating reuse and recycling of materials as well as proper disposal of waste.	Contractor	Throughout the whole construction phase	Implemented as per construction programme.

EIA Ref #	Environmental Protection Measures / Mitigation Measures	Objectives of the Recommended Measures & Main Concern to Address	Who to implement the measures?	When to implement the measures?	Implementation Status
6.51	<p>generation of waste; and</p> <ul style="list-style-type: none"> • Training should be provided to workers about the concepts of site cleanliness and appropriate waste management procedures, including waste reduction, reuse and recycle. 	To implement on-site sorting facilitating reuse and recycling of materials as well as proper disposal of waste.	Contractor	Throughout the whole construction phase	Implemented as per construction programme.
6.52	The Contractor should prepare and implement a Waste Management Plan (WMP) as a part of the Environmental Management Plan (EMP) in accordance with ETWB TCW No. 19/2005 which describes the arrangements for avoidance, reuse, recovery, recycling, storage, collection, treatment and disposal of different categories of waste to be generated from the construction activities.	To keep trace of the generation, minimization, reuse and disposal of C&D materials in the Project	Contractor	Throughout the whole construction phase	Implemented as per construction programme.
6.58	Wheel wash facilities have to be provided before the trucks leave the works area. This can reduce the introduction of dust to the public road network.	To minimise the dust impact	Contractor	Throughout the whole construction phase	Implemented.
6.60	The waste delivered to landfill should not contain any free water or have water content more than 70% by weight. Concerning the requirement on the truck load of waste to	To meet the requirement for disposal at landfill	Contractor	Throughout the whole construction phase	Implemented.

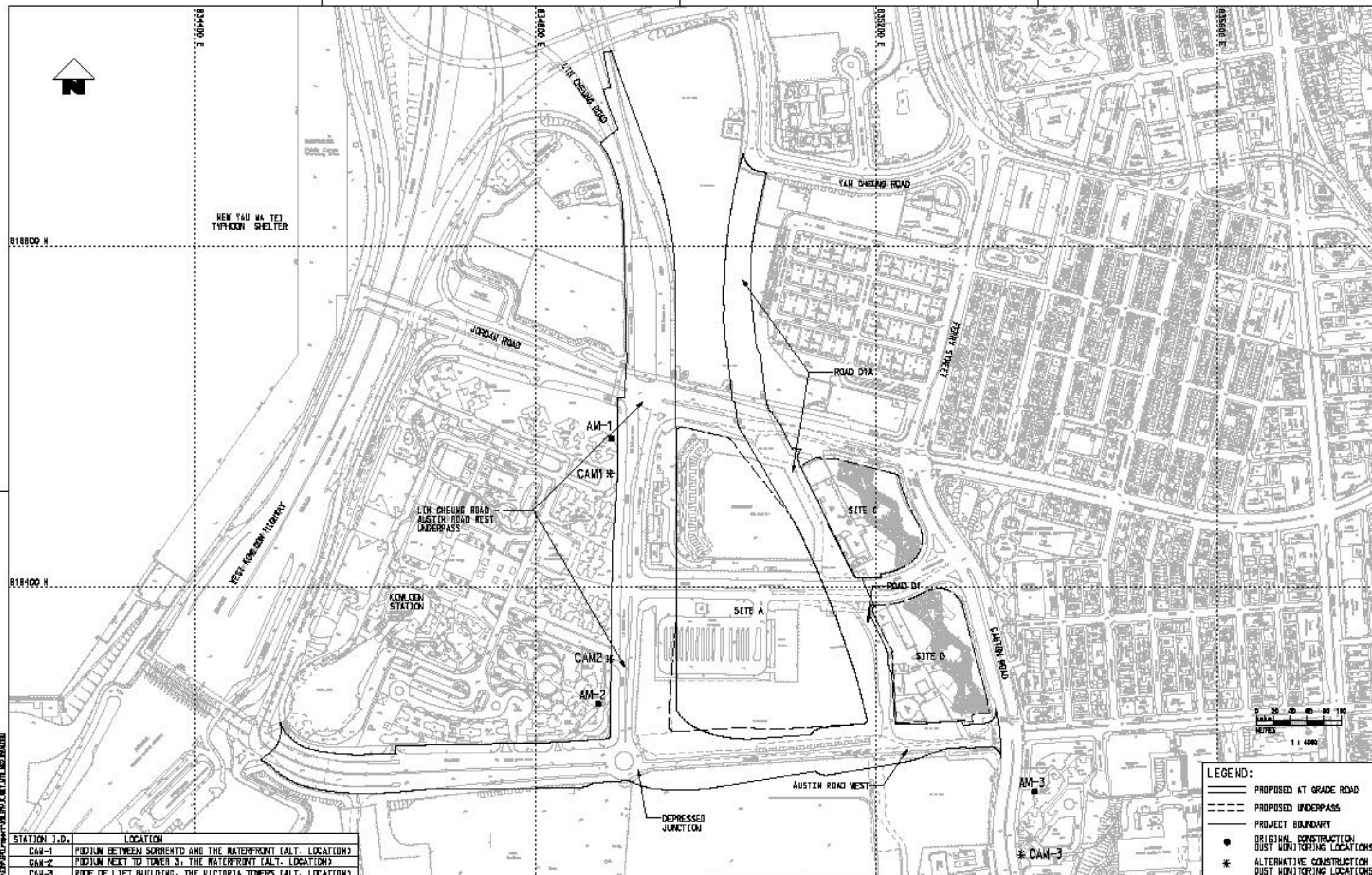
EIA Ref #	Environmental Protection Measures / Mitigation Measures	Objectives of the Recommended Measures & Main Concern to Address	Who to implement the measures?	When to implement the measures?	Implementation Status
6.60	landfill, the haulier must ensure suitable amount of waste would be loaded on different types of trucks used.	To meet the requirement for disposal at landfill	Contractor	Throughout the whole construction phase	Implemented.
6.56	In order to monitor the disposal of C&D materials and to control fly-tipping at PFRFs or landfills, a trip-ticket system should be established in accordance with ETWB TCW No. 31/2004. A recording system for the amount of waste generated, recycled and disposed, including the disposal sites, should also be set up. Warning signs should be put up and close-circuited television should be installed at the vehicular accesses to remind the designated disposal sites and prevent fly-tipping.	To monitor disposal of waste and control fly-tipping	Contractor	Throughout the whole construction phase	Implemented.
6.59	Wet spoil generated from the construction of pipe pile and diaphragm wall should be treated before disposal at PFRFs. With the agreement from Fill Management Department (FMD) of CEDD, wet spoil would be mixed with dry materials to reduce water content to less than 25% dry density before disposal, which reduce the impacts to the reception facilities.	To meet the requirement for disposal at landfill	Contractor	Throughout the whole construction phase	Implemented.
6.61	If chemical wastes are produced at the construction site, the Contractor would be	To properly store the chemical waste within works areas	Contractor	Throughout the whole construction phase	Implemented.

EIA Ref #	Environmental Protection Measures / Mitigation Measures	Objectives of the Recommended Measures & Main Concern to Address	Who to implement the measures?	When to implement the measures?	Implementation Status
6.61	required to register with the EPD as a chemical waste producer and to follow the guidelines stated in the <i>Code of Practice on the Packaging, Labelling and Storage of Chemical Wastes</i> .	To properly store the chemical waste within works areas	Contractor	Throughout the whole construction phase	Implemented.
6.64	A trip-ticket system should be operated in accordance with the <i>Waste Disposal (Chemical Waste) (General) Regulation</i> to monitor all movements of chemical waste. The Contractor should employ a licensed collector to transport and dispose of the chemical wastes, to either the approved CWTC at Tsing Yi, or another licensed facility, in accordance with the <i>Waste Disposal (Chemical Waste) (General) Regulation</i> .	To monitor the generation, reuse and disposal of chemical waste	Contractor	Throughout the whole construction phase	Implemented.
6.65	General refuse should be stored in enclosed bins or compaction units separate from C&D materials and chemical waste. A reputable waste collector should be employed by the contractor to remove general refuse from the site, separately from C&D materials and chemical wastes. Preferably, an enclosed and covered area should be provided to reduce the occurrence of wind blown light material.	To properly store and separate from other C&D materials for subsequent collection and disposal	Contractor	Throughout the whole construction phase	Implemented.

EIA Ref #	Environmental Protection Measures / Mitigation Measures	Objectives of the Recommended Measures & Main Concern to Address	Who to implement the measures?	When to implement the measures?	Implementation Status
6.66	The recyclable component of general refuse, such as aluminium cans, paper and cleansed plastic containers should be separated from other waste. Provision and collection of recycling bins for different types of recyclable waste should be set up by the Contractor. The Contractor should also be responsible for arranging recycling companies to collect these materials. The non-recyclable components should be collected by licensed collectors employed by the Contractor on daily basis to avoid any adverse impacts on storage of refuse, which would be disposed of at designated landfills.	To facilitate recycling of recyclable portions of refuse	Contractor	Throughout the whole construction phase	Implemented.
6.67	The Contractor should carry out an education programme for workers in avoiding, reducing, reusing and recycling of materials generation. Posters and leaflets advising on the use of the bins should also be provided in the sites as reminders.	To raise workers' awareness on recycling issue	Contractor	Throughout the whole construction phase	Implemented.
Landscape and Visual Management					
Table 7.4	<ul style="list-style-type: none"> Topsoil, where identified, should be stripped and stored for re-use in the construction of the soft landscape works. 	To minimize landscape and visual impacts during construction phase	Contractor	Throughout the whole construction phase	Implemented.

EIA Ref #	Environmental Protection Measures / Mitigation Measures	Objectives of the Recommended Measures & Main Concern to Address	Who to implement the measures?	When to implement the measures?	Implementation Status
Table 7.4	<ul style="list-style-type: none"> • Existing trees to be retained on site should be carefully protected during construction. • Tree unavoidably to be affected by the works should be considered for transplanting in accordance with ETWB TCW No. 3/2006 - Tree Preservation and maintained until end of the establishment period. Detailed tree transplanting proposal should be submitted to seek relevant government department's approval in detailed design stage. • Compensatory tree planting provided to compensate for felled trees and maintained until end of the establishment period. • Control of night-time lighting glare • Erection of decorative screen hoarding compatible with the surrounding setting. 	To minimize landscape and visual impacts during construction phase	Contractor	Throughout the whole construction phase	Implemented.

Appendix D
Monitoring Locations



LEGEND:

- PROPOSED AT GRADE ROAD
- - - PROPOSED UNDERPASS
- PROJECT BOUNDARY
- ORIGINAL CONSTRUCTION DUST MONITORING LOCATIONS
- * ALTERNATIVE CONSTRUCTION DUST MONITORING LOCATIONS

STATION I.D.	LOCATION
CAM-1	PODIUM BETWEEN SORRENTO AND THE WATERFRONT (ALT. LOCATION)
CAM-2	PODIUM NEXT TO TOWER 3, THE WATERFRONT (ALT. LOCATION)
CAM-3	ROOF OF LEFT BUILDING, THE VICTORIA TOWERS (ALT. LOCATION)

NO.	DESCRIPTION	BY	DATE	APPROVED BY
A1	FIRST DRAFT			

DRAWN	YCC
DESIGNED	MC
CHECKED	
APPROVED	
DATE	03/APR/2011

MTR

EXPRESS RAIL LINK

PROJECTS DIVISION | SUSTAINABILITY DEVELOPMENT DEPARTMENT

FILE NO. XRL/ENV/L/WT/MTR/M62/102/1021/021

TITLE	ROADWORKS AT WEST KOWLOON LOCATIONS OF CONSTRUCTION DUST MONITORING STATIONS
SCALE	1:4000 @ A1
REVISION NO.	XRL/ENV/L/WT/MTR/M62/102
REV	A1

This document is the property of the MTR Corporation Limited. It is to be used for the purpose specified and is not to be distributed, copied, or reproduced in any form without the prior written consent of the MTR Corporation Limited.

X:\cadd_library\mtr\cadd\work\kwt\mtr\m2\101a1.dgn, BM: 300661_080924.dgn
 DATE: 05/05/11, PRINTED BY: M52/101A1, 05/05/11, 10:07:44
 FILENAME: X:\cadd_library\mtr\cadd\work\kwt\mtr\m2\101a1.dgn



LEGEND:

ID NO.	NOISE MONITORING STATION
CNM - 1	MAN CHEONG STREET REFUSE STATION (ALTERNATIVE LOCATION)
CNM - 2	TOWER 6, SORRENTO
CNM - 3	PODIUM NEXT TO TOWER 3, THE WATERFRONT (ALTERNATIVE LOCATION)
CNM - 4	TOWER 2, THE HARBOUR SIDE

LEGEND:

	PROPOSED AT GRADE ROAD
	PROPOSED UNDERPASS
	PROJECT BOUNDARY
	300m STUDY AREA
	ORIGINAL CONSTRUCTION NOISE MONITORING LOCATIONS
	ALTERNATIVE NOISE MONITORING LOCATION

REV	DESCRIPTION	BY	DATE	APPROVED	REV	DESCRIPTION	BY	DATE	APPROVED
A1	FIRST DRAFT	YCC	05MAY11						

DRAWN	YCC
DESIGNED	
CHECKED	MC
APPROVED	
DATE	03/MAY/2011

MTR

EXPRESS RAIL LINK

ORIGINATOR

PROJECTS DIVISION | **SUSTAINABILITY DEVELOPMENT DEPARTMENT**

CADD REF. XRLNV_K_WKT_MTR_M52_101A1.DGN

TITLE	ROADWORK AT WEST KOWLOON LOCATION OF CONSTRUCTION NOISE MONITORING STATION	
SCALE	1:6000 @ A3	
DRAWING NO.	XRLNV/K/WKT/MTR/M52/101	
REV.	A1	

Appendix E
Monitoring Schedule

Actual Construction Dust (24-hr TSP) and Air-borne Noise Impact Monitoring Schedule - June 2012

Notes: **TSP** denotes Total Suspended Particulates

Jun-2012						
Sunday	Monday	Tuesday	Wednesday	Thursday	Friday	Saturday
					1 CAM-1, CAM-2, CAM-3	2
3	4	5	6 CNM-1, CNM-2 CNM-3, CNM-4	7 CAM-1, CAM-2, CAM-3	8	9
10	11	12	13 CAM-1, CAM-2, CAM-3	14 CNM-1, CNM-2 CNM-3, CNM-4	15	16
17	18	19 CAM-1, CAM-2, CAM-3	20 CNM-1, CNM-2 CNM-3, CNM-4	21	22	23
24	25 CAM-1, CAM-2, CAM-3	26	27 CNM-1, CNM-2 CNM-3, CNM-4	28	29	30 CAM-1, CAM-2, CAM-3

Tentative Construction Dust (24-hr TSP) and Air-borne Noise Impact Monitoring Schedule - July 2012

Notes: **TSP** denotes Total Suspended Particulates

Jul-2012						
Sunday	Monday	Tuesday	Wednesday	Thursday	Friday	Saturday
1	2	3	4 CNM-1, CNM-2 CNM-3, CNM-4	5	6 CAM-1, CAM-2, CAM-3	7
8	9	10	11 CNM-1, CNM-2 CNM-3, CNM-4	12 CAM-1, CAM-2, CAM-3	13	14
15	16	17	18 CNM-1, CNM-2 CNM-3, CNM-4 CAM-1, CAM-2, CAM-3	19	20	21
22	23	24 CAM-1, CAM-2, CAM-3	25 CNM-1, CNM-2 CNM-3, CNM-4	26	27	28
29	30 CAM-1, CAM-2, CAM-3	31				

Appendix F
Graphical Plots of
Monitoring Results

APPENDIX F: Air Quality Monitoring Results - 24-hour TSP Monitoring

- CAM-1

Date	24-hour TSP Monitoring Results	Action Level	Limit Level
	($\mu\text{g}/\text{m}^3$)	($\mu\text{g}/\text{m}^3$)	($\mu\text{g}/\text{m}^3$)
01-Jun-12	26.4	168.8	260.0
07-Jun-12	44.8	168.8	260.0
13-Jun-12	40.1	168.8	260.0
19-Jun-12	25.5	168.8	260.0
25-Jun-12	50.1	168.8	260.0
30-Jun-12	54.1	168.8	260.0

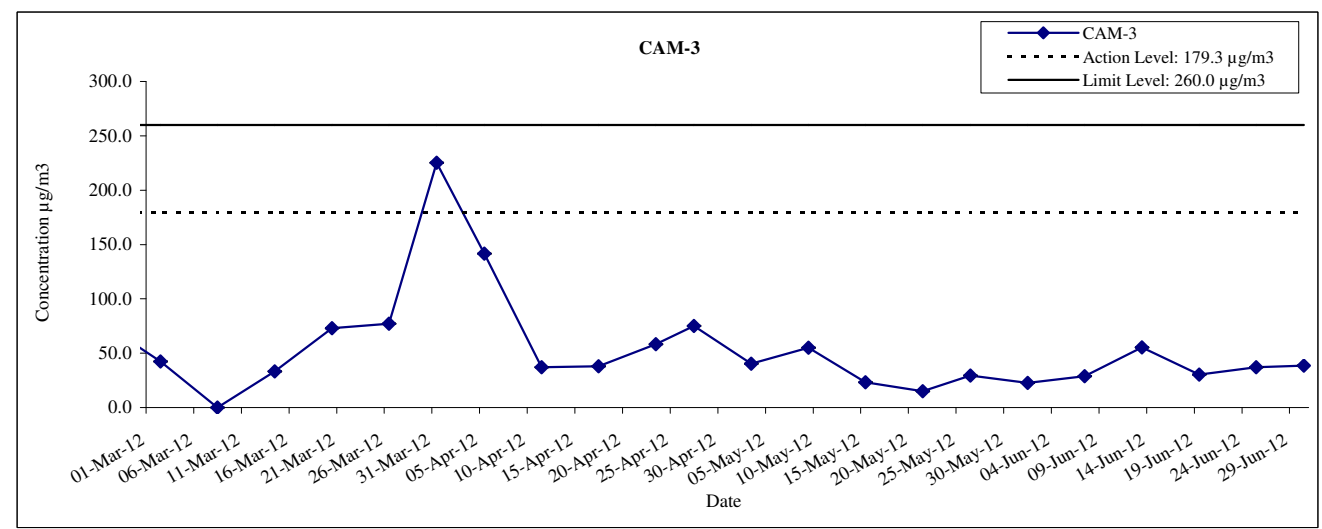
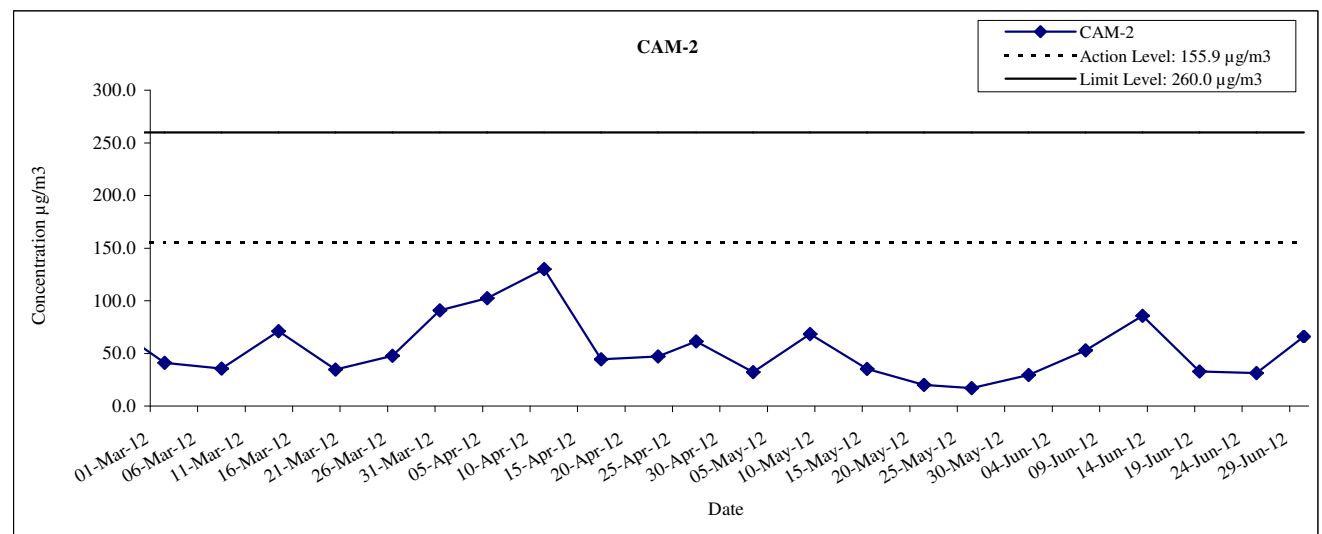
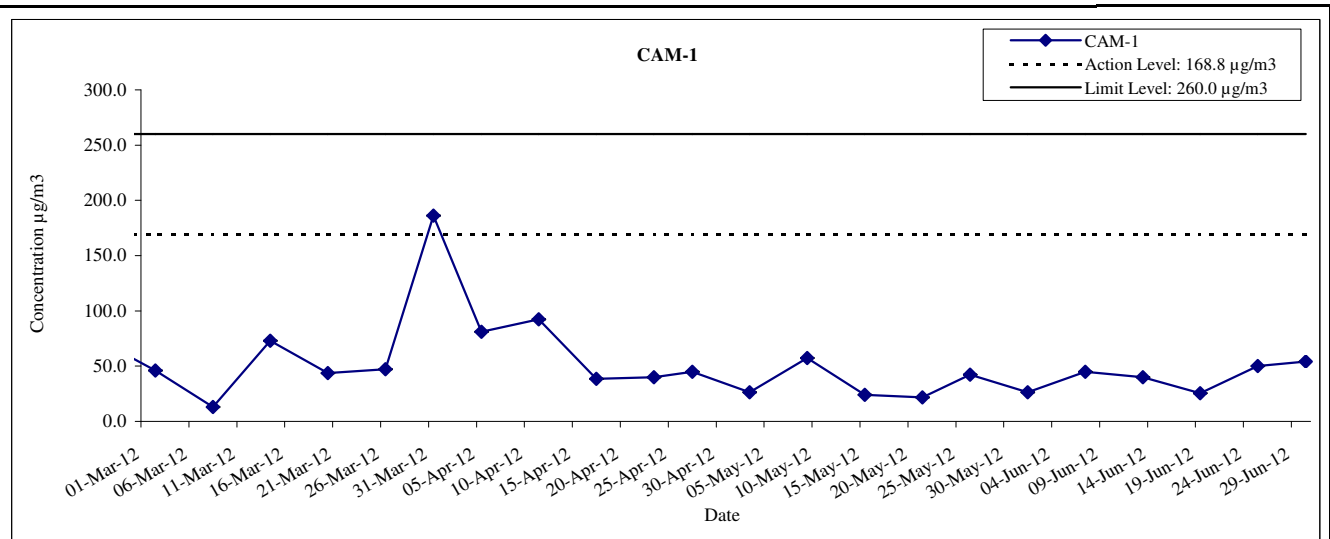
- CAM-2


Date	24-hour TSP Monitoring Results	Action Level	Limit Level
	($\mu\text{g}/\text{m}^3$)	($\mu\text{g}/\text{m}^3$)	($\mu\text{g}/\text{m}^3$)
01-Jun-12	29.5	155.9	260.0
07-Jun-12	52.9	155.9	260.0
13-Jun-12	85.7	155.9	260.0
19-Jun-12	32.8	155.9	260.0
25-Jun-12	31.4	155.9	260.0
30-Jun-12	66.1	155.9	260.0

- CAM-3

Date	24-hour TSP Monitoring Results	Action Level	Limit Level
	($\mu\text{g}/\text{m}^3$)	($\mu\text{g}/\text{m}^3$)	($\mu\text{g}/\text{m}^3$)
01-Jun-12	22.8	179.3	260.0
07-Jun-12	28.8	179.3	260.0
13-Jun-12	55.4	179.3	260.0
19-Jun-12	30.3	179.3	260.0
25-Jun-12	37.0	179.3	260.0
30-Jun-12	38.7	179.3	260.0

Remark: **Bold value** indicated an Action level exceedance
 Bold & Italic value indicated an Limit level exceedance



	Hong Kong Section of Guangzhou-Shenzhen-Hong Kong Express Rail Link	Date	Jun-12
	Graphical Presentation of 24-hour TSP Monitoring Results for Location CAM-1, CAM-2 and CAM-3	APPENDIX	F

APPENDIX F: Noise Monitoring Results

- CNM-1

Date	Noise Monitoring Results	Limit Level	Exceedance?
	Leq, dB(A)	Leq, dB(A)	
06-Jun-12	73	75	N
14-Jun-12	67	75	N
20-Jun-12	70	75	N
27-Jun-12	70	75	N

- CNM-2

Date	Noise Monitoring Results	Limit Level	Exceedance?
	Leq, dB(A)	Leq, dB(A)	
06-Jun-12	74	75	N
14-Jun-12	73	75	N
20-Jun-12	73	75	N
27-Jun-12	73	75	N

- CNM-3 ^[a]

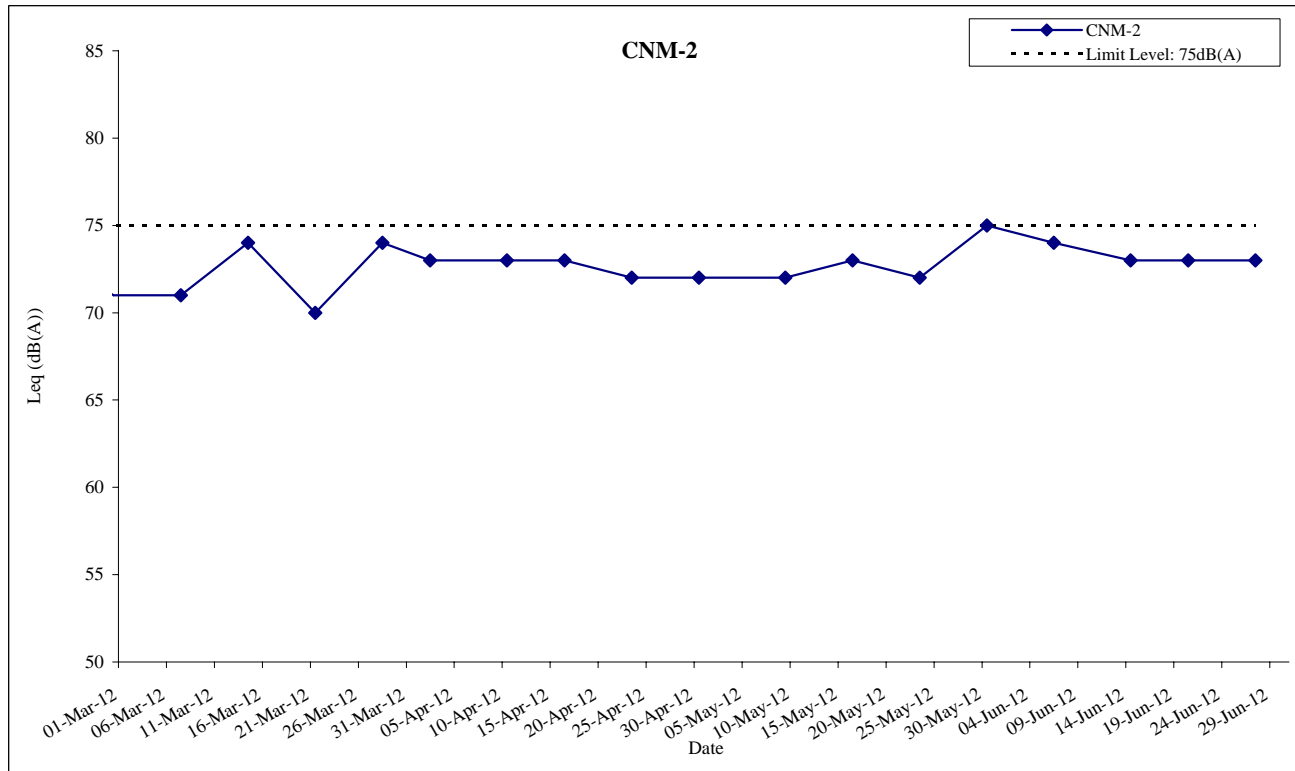
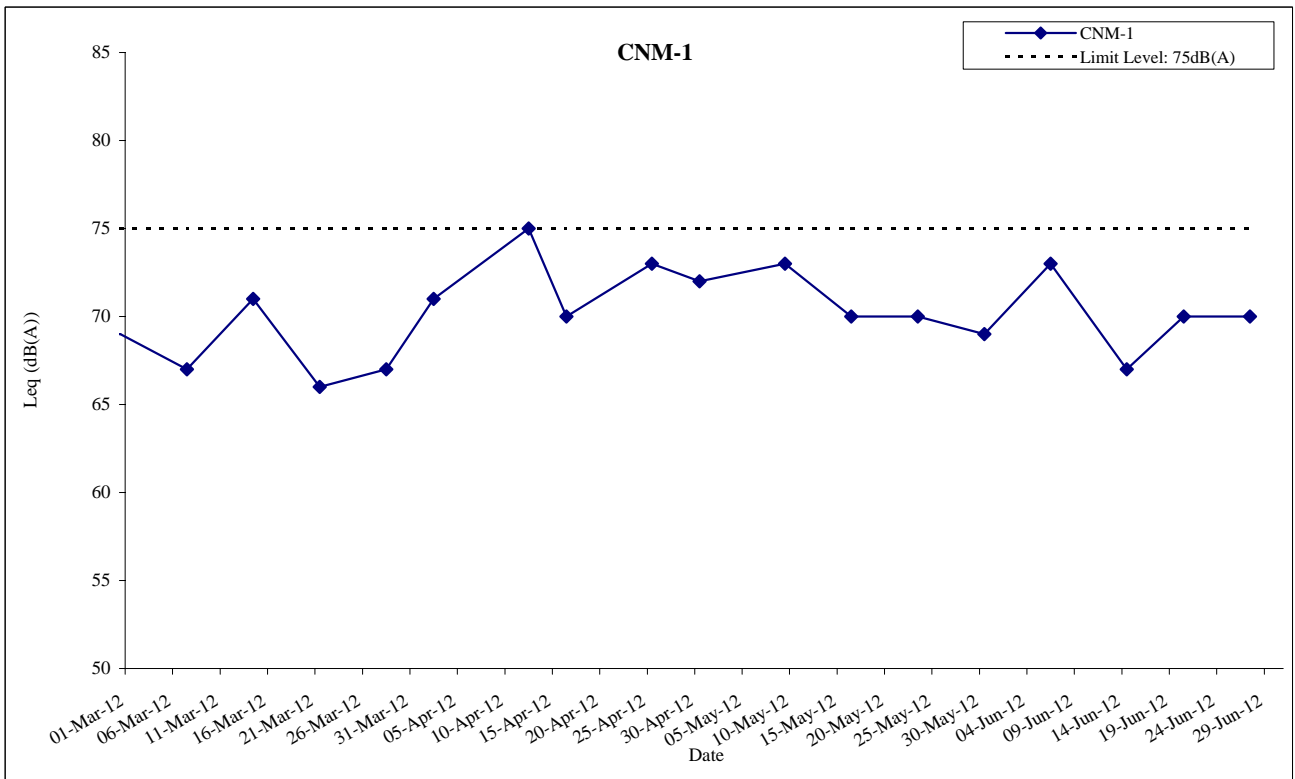
Date	Noise Monitoring Results	Limit Level	Exceedance?
	Leq, dB(A)	Leq, dB(A)	
06-Jun-12	78	75	Y
14-Jun-12	76	75	Y
20-Jun-12	75	75	N
27-Jun-12	74	75	N

- CNM-4

Date	Noise Monitoring Results	Limit Level	Exceedance?
	Leq, dB(A)	Leq, dB(A)	
06-Jun-12	65	75	N
14-Jun-12	68	75	N
20-Jun-12	66	75	N
27-Jun-12	68	75	N

Note:

[a]. Facade correction of +3dB(A) would be added to the results taken at CNM-3 due to free-field noise measurements.



Hong Kong Section of Guangzhou-Shenzhen-Hong Kong Express Rail Link

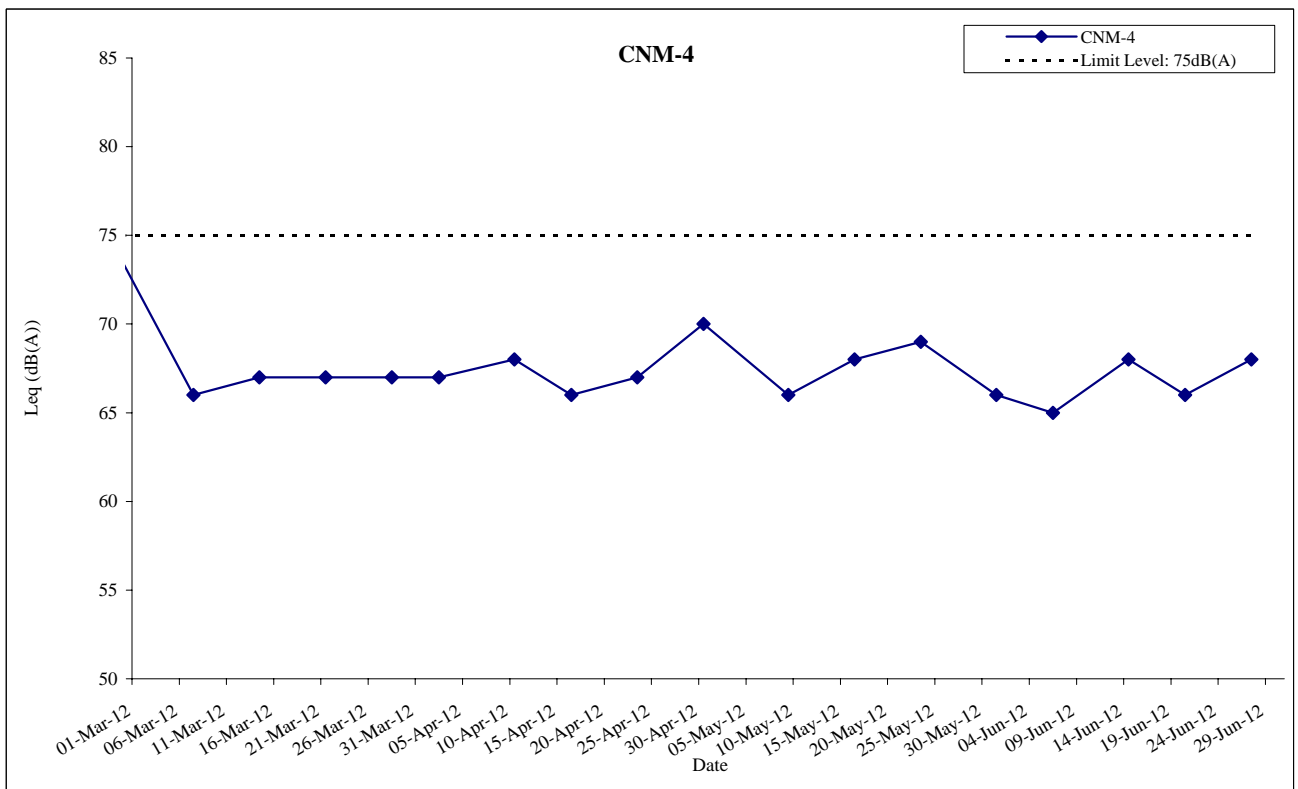
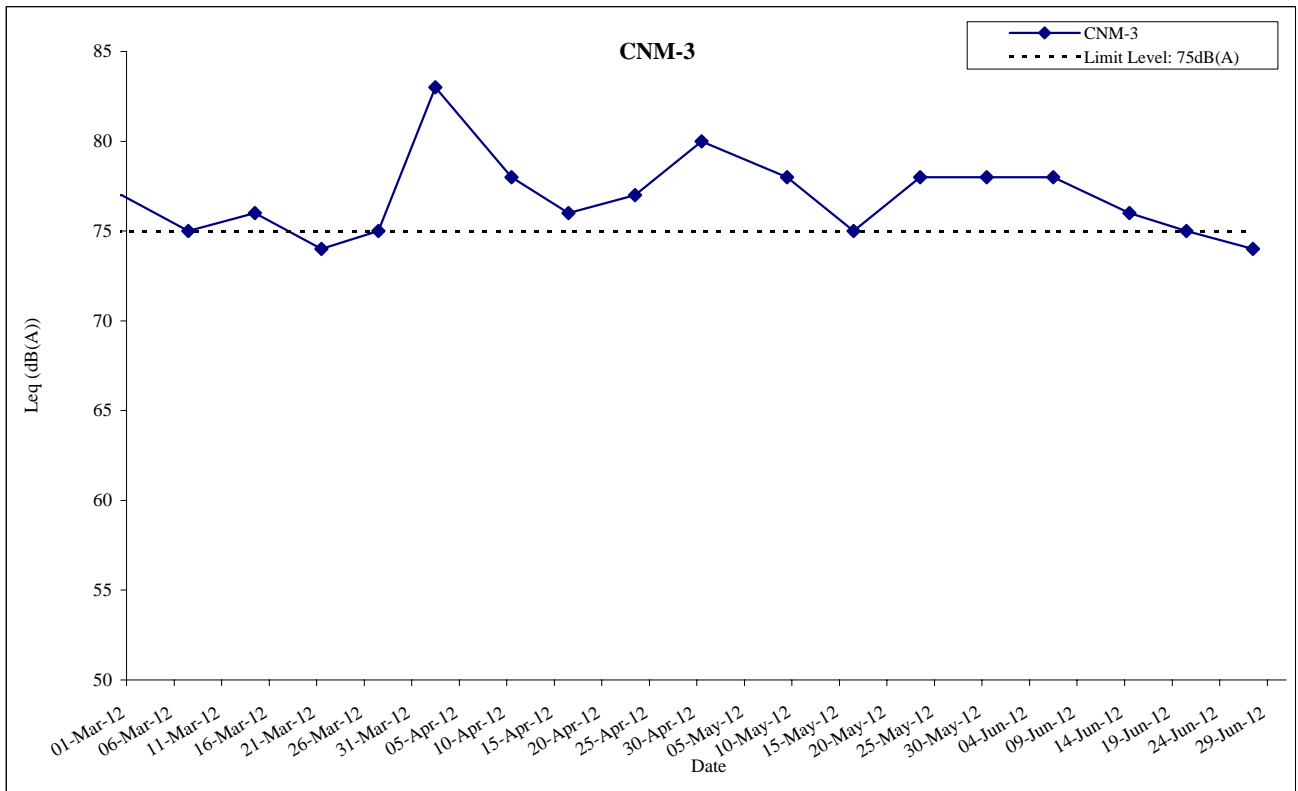
Graphical Presentation of Noise Monitoring Results for Locations CNM-1 and CNM-2

Date

Jun-12

APPENDIX

F



Hong Kong Section of Guangzhou-Shenzhen-Hong Kong Express Rail Link

Graphical Presentation of Noise Monitoring Results for Locations CNM-3 and CNM-4

Date

Jun-12

APPENDIX

F

Appendix G
Meteorological Data

**EXTRACT OF METEOROLOGICAL OBSERVATIONS FOR HONG KONG,
JUNE 2012 (Table 1)**

Date JUNE	Mean Pressure (hPa)	Air Temperature			Mean Dew Point Temperature (deg. C)	Mean Relative Humidity (%)	Mean Amount of Cloud (%)	Total Rainfall (mm)
		Maximum (deg. C)	Mean (deg. C)	Minimum (deg. C)				
1	1008.0	28.3	26.1	24.9	21.4	75	74	-
2	1006.3	30.2	26.6	24.8	23.3	82	83	8.6
3	1005.3	28.4	26.0	24.9	23.7	88	86	Trace
4	1004.8	29.7	27.0	25.8	23.6	82	70	Trace
5	1004.2	31.6	28.2	25.8	24.1	79	52	-
6	1004.0	31.2	28.3	26.5	24.8	82	58	-
7	1004.2	31.2	28.5	26.8	25.0	82	63	Trace
8	1004.5	32.9	29.5	27.7	25.9	81	76	-
9	1003.5	31.9	29.1	26.7	25.8	82	85	1.5
10	1001.1	30.4	29.0	25.9	26.5	87	88	26.8
11	999.4	30.4	29.4	28.1	26.4	84	86	0.2
12	999.7	31.7	28.9	26.6	25.7	83	87	2.8
13	1001.0	28.1	26.3	25.0	25.0	93	87	22.5
14	1001.2	30.3	27.4	25.2	23.5	80	77	Trace
15	1000.5	29.8	28.0	26.9	24.8	83	86	Trace
16	1000.3	27.9	26.1	24.7	24.9	93	88	60.3
17	1001.3	28.2	26.7	25.5	25.5	93	87	24.6
18	998.6	30.0	27.3	25.5	25.7	91	87	17.7
19	995.0	32.1	28.2	26.1	25.3	85	83	1.4
20	997.8	33.0	29.9	28.0	25.4	77	76	-
21	1003.1	29.6	28.3	26.1	26.2	89	86	31.2
22	1004.2	30.5	28.5	26.4	25.3	83	86	16.0

Date JUNE	Mean Pressure (hPa)	Air Temperature			Mean Dew Point Temperature (deg. C)	Mean Relative Humidity (%)	Mean Amount of Cloud (%)	Total Rainfall (mm)
		Maximum (deg. C)	Mean (deg. C)	Minimum (deg. C)				
23	1003.5	30.3	28.8	28.1	24.9	79	88	Trace
24	1003.7	30.4	28.8	27.4	25.2	81	85	4.9
25	1003.7	30.7	28.9	28.0	24.9	79	86	0.2
26	1003.6	30.0	28.8	28.1	25.2	81	78	0.8
27	1005.1	31.5	29.4	28.0	25.3	79	74	Trace
28	1005.0	32.8	29.4	27.6	25.2	79	46	-
29	1000.4	33.3	29.4	26.5	25.1	79	65	3.9
30	1004.6	29.9	26.6	25.7	25.1	92	73	38.1
Mean/Total	1002.6	30.5	28.1	26.4	25.0	83	78	261.5
Normal*	1006.1	30.2	27.9	26.2	24.6	82	77	456.1
Station	Hong Kong Observatory							

**EXTRACT OF METEOROLOGICAL OBSERVATIONS FOR HONG KONG,
JUNE 2012 (Table 2)**

Date JUNE	Number of hours of Reduced Visibility# (hours)	Total Bright Sunshine (hours)	Daily Global Solar Radiation (MJ/m ²)	Total Evaporation (mm)	Prevailing Wind Direction (degrees)	Mean Wind Speed (km/h)
1	0	8.1	21.41	4.9	100	37.3
2	0	5.3	19.59	3.6	100	20.3
3	0	1.6	10.06	3.4	110	20.6
4	0	6.7	19.53	4.5	110	15.0
5	0	11.5	24.66	5.6	150	9.7
6	0	11.2	25.44	5.0	100	14.1

Date JUNE	Number of hours of Reduced Visibility# (hours)	Total Bright Sunshine (hours)	Daily Global Solar Radiation (MJ/m²)	Total Evaporation (mm)	Prevailing Wind Direction (degrees)	Mean Wind Speed (km/h)
7	0	10.3	23.29	5.9	090	16.3
8	0	5.5	17.17	6.6	210	11.9
9	0	5.6	17.77	5.4	230	23.5
10	0	0.7	7.98	2.0	240	37.6
11	0	0.8	8.11	2.5	240	41.1
12	1	3.7	13.98	3.6	240	24.2
13	0	0.2	4.76	2.8	080	17.4
14	11	7.2	20.18	4.5	150	15.0
15	6	3.4	14.54	3.5	090	25.7
16	0	-	3.69	2.3	060	32.9
17	0	1.8	11.81	1.9	110	32.0
18	0	2.8	13.98	2.6	110	30.8
19	0	4.0	12.97	3.9	050	32.1
20	4	6.6	19.25	6.5	240	20.0
21	2	0.4	4.66	1.7	200	21.8
22	0	0.7	8.10	3.0	210	35.6
23	0	2.5	12.50	4.2	210	37.7
24	0	1.4	9.30	2.8	210	35.5
25	0	2.0	11.23	3.5	210	35.1
26	0	2.2	7.55	2.6	200	31.1
27	0	4.0	15.63	2.8	180	26.9
28	0	7.8	19.24	4.8	170	13.5
29	3	5.6	15.42	5.1	050	34.9
30	0	2.4	9.05	2.0	150	31.5

Date JUNE	Number of hours of Reduced Visibility# (hours)	Total Bright Sunshine (hours)	Daily Global Solar Radiation (MJ/m²)	Total Evaporation (mm)	Prevailing Wind Direction (degrees)	Mean Wind Speed (km/h)
Mean/Total	27	126.0	14.10	113.5	100	26.0
Normal*	20.3§	146.1	14.19	117.1	220	22.9
Station	Hong Kong International Airport	King's Park			Waglan Island	

The minimum pressure recorded at the Hong Kong Observatory was 992.2 hectopascals at 1723 HKT on 19 June.

The maximum air temperature recorded at the Hong Kong Observatory was 33.3 degrees C at 1312 HKT on 29 June.

The minimum air temperature recorded at the Hong Kong Observatory was 24.7 degrees C at 1638 HKT on 16 June.

The maximum gust peak speed recorded at Waglan Island was 104 kilometres per hour from 080 degrees at 2150 HKT on 29 June.

The maximum instantaneous rate of rainfall recorded at King's Park was 197 millimetres per hour at 0535 HKT on 10 June.

Reduced visibility refers to visibility below 8 kilometres when there is no fog, mist, or precipitation.

- The visibility readings at the Hong Kong International Airport are based on hourly observations by professional meteorological observers in 2004 and before, and average readings over the 10-minute period before the clock hour of the visibility meter near the middle of the south runway from 2005 onwards. The change of the data source in 2005 is an improvement of the visibility assessment using instrumented observations following the international trend.
- Before 10 October 2007, the number of hours of reduced visibility at the Hong Kong International Airport in 2005 and thereafter displayed in this web page was based on hourly visibility observations by professional meteorological observers. Since 10 October 2007, the data have been revised using the average visibility readings over the 10- minute period before the clock hour, as recorded by the visibility meter near the middle of the south runway.

* 1981 - 2010 Climatological Normal, unless otherwise specified

§ 1997-2011 Mean value